

z/OS
3.2

*UNIX System Services
File System Interface Reference*



Note

Before using this information and the product it supports, read the information in [“Notices” on page 521.](#)

This edition applies to IBM® z/OS® 3.2 (5655-ZOS) and to all subsequent releases and modifications until otherwise indicated in new editions.

Last updated: 2025-09-30

© **Copyright International Business Machines Corporation 1996, 2025.**

US Government Users Restricted Rights – Use, duplication or disclosure restricted by GSA ADP Schedule Contract with IBM Corp.

Contents

Figures.....	ix
Tables.....	xi
About this document.....	xiii
Who should use this document?.....	xiii
z/OS information.....	xiv
Discussion list.....	xiv
How to provide feedback to IBM.....	xv
Summary of changes.....	xvii
Summary of changes for z/OS 3.2.....	xvii
Summary of changes for z/OS 3.1.....	xvii
Chapter 1. General overview.....	1
System structure.....	1
Chapter 2. Physical file systems.....	3
Installing a PFS.....	3
Activating and deactivating the PFS.....	4
Activation flow for the PFS_Init module.....	4
PFS_Init entry interface.....	5
Recycling a PFS externally.....	9
Considerations for stopping a PFS.....	10
Cross-memory considerations.....	11
Considerations for writing a PFS in C.....	12
Security responsibilities and considerations.....	12
Running a PFS in a colony address space.....	13
Extended attributes.....	13
Overview of the PFS interface.....	14
Operations summary.....	15
LFS/PFS control block structure.....	17
Sharing files.....	19
LFS-PFS control block integrity.....	19
The OSI structure.....	19
Waiting and posting.....	21
LFS-PFS control block serialization.....	23
Recovery considerations.....	24
PFS interface: File PFS protocols.....	26
Mounting file systems.....	26
Asynchronous mounting.....	28
Resolving pathnames.....	28
Unmounting file systems.....	28
Creating, referring to, and inactivating file vnodes.....	30
Creating files.....	31
Deleting files.....	32
Opening and closing files and first references to files.....	33
PFS Open Context and the Open_token.....	34

Reading from and writing to files.....	35
Reading directories.....	36
Getting and setting attributes.....	38
Supporting Share Reservations in a PFS.....	39
File tags.....	42
Using daemon tasks within a PFS.....	43
Exporting files to a VFS server.....	43
Select.....	44
PFS interface: Socket PFS protocols.....	44
Activating a domain.....	44
Creating, referring to, and closing socket vnodes.....	45
Reading and writing.....	46
Getting and setting attributes.....	46
Select/poll processing.....	46
Common INET sockets.....	48
SRB-mode callers.....	55
Asynchronous I/O processing.....	56
Related services.....	56
Impact on initialization.....	56
Waits that are avoided.....	57
Related OSI fields.....	57
Canceling an operation.....	57
Responsibilities for the semantics.....	57
Asynchronous I/O flow diagram.....	58
Asynchronous I/O flow details.....	59
Colony PFS PC.....	62
Considerations for Internet Protocol Version 6 (IPv6).....	62
Activating IPv6 on a system.....	63
Common INET transport driver index.....	63
ioctl used by the XL C/C++ Runtime Library.....	63
ioctls used by the prerouter.....	63
ioctls used by the resolver.....	64
PFS support for multilevel security.....	65
PFS support for 64-bit virtual addressing.....	67
Levels of support for 64-bit virtual addressing.....	67
Indicating support for 64-bit virtual addressing.....	67
Minimum 64-bit support.....	68
Specific considerations for vnode operations.....	68
Expanded 64-bit time values.....	68
PFS support for reason code error text.....	70
Indicating PFS support for the error text pfsctl call.....	70
Passing data on the error text pfsctl call.....	70
PFS support for MODIFY OMVS,PFS.....	71
PFS support for running in AMODE 64.....	71

Chapter 3. PFS operations descriptions..... 73

Environment for PFS operations.....	73
C header files.....	74
vfs_batsel — Select/poll on a batch of vnodes	74
vfs_gethost — Get the socket host ID or name	78
vfs_inactive — Batch inactivate vnodes	80
vfs_mount — Mount a file system	83
vfs_network — Define a socket domain to the PFS.....	88
vfs_pfsctl — PFS control	90
vfs_recovery — Recover resources at end-of-memory.....	94
vfs_socket — Create a socket or a socket pair	97
vfs_statfs — Get the file system status	100

vfs_sync — Harden all file data for a file system	102
vfs_unmount — Unmount a file system	105
vfs_vget — Convert a file identifier to a vnode Token	107
vn_accept — Accept a socket connection request	110
vn_access — Check access to a file or directory	113
vn_anr — Accept a socket connection and read the first block of data.....	116
Specific processing notes.....	120
Serialization provided by the LFS.....	120
Security calls to be made by the LFS.....	120
Related services.....	120
vn_audit — Audit an action	121
vn_bind — Bind a name to a socket	123
vn_cancel — Cancel an asynchronous operation.....	126
vn_close — Close a file or socket.....	130
vn_connect — Connect to a socket	132
vn_create — Create a new file	136
vn_fsync — Harden file data	139
vn_getattr — Get the attributes of a file.....	141
vn_getname — Get the peer or socket name	144
vn_inactive — Inactivate a vnode.....	146
vn_ioctl — I/O control.....	149
vn_link — Create a link to a file.....	153
vn_listen — Listen on a socket.....	156
vn_lockctl — Byte range lock control.....	158
vn_lookup — Look up a file or directory.....	162
vn_mkdir — Create a directory.....	165
vn_open — Open a file.....	168
vn_pathconf — Determine configurable path name values.....	171
vn_rdw — Read or write a file.....	174
vn_readdir — Read directory entries.....	178
vn_readlink — Read a symbolic link.....	181
vn_readwritev — Read or write using a set of buffers for data.....	184
vn_recovery — Recover resources after an abend.....	188
vn_remove — Remove a link to a file.....	191
vn_rename — Rename a file or directory.....	194
vn_rmdir — Remove a directory.....	198
vn_select — Select or poll on a vnode	201
vn_sendtorcvfm — Send to or receive from a socket.....	206
vn_setattr — Set the attributes of a file.....	209
vn_setpeer — Set a socket's peer address.....	215
vn_shutdown — Shut down a socket	218
vn_sndrcv — Send to or receive from a socket	220
vn_sockopt — Get or set socket options.....	223
vn_srmsg — Send messages to or receive messages from a socket	227
vn_srx — Send or receive CSM buffers.....	230
vn_symlink — Create a symbolic link.....	233
vn_trunc — Truncate a file.....	237

Chapter 4. VFS servers.....241

Installation.....	241
Activation and deactivation.....	241
Termination considerations.....	242
Security responsibilities and considerations.....	242
VFS server considerations for 64-bit addressing	242
Using the VFS callable services application programming interface.....	243
Operations summary.....	243
VFS server — LFS control block structure.....	244

Registration.....	245
Mounting and unmounting.....	245
Overview of NFS processing.....	245
NFS file handles.....	248
Reading and writing.....	249
Reading directories.....	250
Getting and setting attributes.....	251
Comparing the VFS server and PFS interfaces.....	251
Chapter 5. VFS callable services application programming interface.....	253
Syntax conventions for the VFS callable services.....	253
Elements of callable services syntax.....	253
Other subjects related to callable services.....	254
Considerations for servers written in C.....	254
v_access (BPX1VAC, BPX4VAC) — Check file accessibility	255
v_close (BPX1VCL, BPX4VCL) — Close a file.....	257
v_create (BPX1VCR, BPX4VCR) — Create a file.....	260
v_export (BPX1VEX, BPX4VEX) — Export a file system	264
v_fstatfs (BPX1VSF, BPX4VSF) — Return file system status	268
v_get (BPX1VGT, BPX4VGT) — Convert an FID to a vnode Token	271
v_getattr (BPX1VGA, BPX4VGA) — Get the attributes of a file	274
v_ioctl (BPX1VIO/BPX4VIO) - Convey a command to a physical file system.....	276
v_link (BPX1VLN, BPX4VLN) — Create a link to a file	279
v_lockctl (BPX1VLO, BPX4VLO) — Lock a file.....	283
v_lookup (BPX1VLK, BPX4VLK) — Look up a file or directory	293
v_mkdir (BPX1VMD, BPX4VMD) — Create a directory	297
v_open (BPX1VOP, BPX4VOP) — Open or create a file.....	301
v_pathconf (BPX1VPC, BPX4VPC) — Get pathconf information for a directory or file.....	308
v_rdw (BPX1VRW, BPX4VRW) — Read from and write to a file	311
v_readdir (BPX1VRD, BPX4VRD) — Read entries from a directory	315
v_readlink (BPX1VRA, BPX4VRA) — Read a symbolic link	318
v_reg (BPX1VRG, BPX4VRG) — Register a process as a server	321
v_rel (BPX1VRL, BPX4VRL) — Release a vnode token	324
v_remove (BPX1VRM, BPX4VRM) — Remove a link to a file	326
v_rename (BPX1VRN, BPX4VRN) — Rename a file or directory	330
v_rmdir (BPX1VRE, BPX4VRE) — Remove a directory.....	334
v_rpn (BPX1VRP, BPX4VRP) — Resolve a path name.....	337
v_setattr (BPX1VSA, BPX4VSA) — Set the attributes of a file	341
v_symlink (BPX1VSY, BPX4VSY) — Create a symbolic link	347
Chapter 6. OSI services.....	353
Using OSI services from a non-kernel address space.....	354
osi_copyin — Move data from a user buffer to a PFS buffer.....	355
osi_copyout — Move data from a PFS buffer to a user buffer.....	358
osi_copy64 — Move data between user and PFS buffers with 64-bit addresses.....	360
osi_ctl — Pass control information to the kernel	363
osi_getcred — Obtain SAF UIDs, GIDs, and supplementary GIDs	367
osi_getvnode — Get or return a vnode	370
osi_kipcget — Query interprocess communications.....	373
osi_kmsgctl — Perform message queue control operations.....	377
osi_kmsgget — Create or find a message queue.....	380
osi_kmsggrcv — Receive from a message queue.....	383
osi_kmsgsnd — Send a message to a message queue.....	387
osi_mountstatus — Report file system status to LFS	390
osi_post — Post an OSI waiter	392
osi_sched — Schedule async I/O completion	393
osi_selpost — Post a process waiting for select.....	396

osi_signal — Generate the requested signal event.....	397
osi_sleep — Sleep until a resource is available	399
osi_thread — Fetch and call a module from a colony thread	402
osi_uimove — Move data between PFS buffers and buffers defined by a UIO structure	407
osi_upda — Update async I/O request	411
osi_wait — Wait for an event to occur.....	412
osi_wakeup — Wake up OSI sleepers.....	416
Appendix A. System control offsets to callable services.....	419
Example.....	419
List of offsets.....	419
Appendix B. Mapping macros.....	429
Macros mapping parameters.....	429
BPXYATTR — Map file attributes for v_ system calls	429
BPXYNREG — Map interface block to vnode registration.....	436
BPXYOSS — Specific information for the Map operating system.....	438
BPXYVLOK — Map the interface block for v_lockctl.....	441
BPXYVOPN — Map the open parameters structure for v_open.....	446
Appendix C. Callable services examples.....	449
Reentrant entry linkage.....	449
BPX1VCR, BPX4VCR (v_create)	449
BPX1VSF, BPX4VSF (v_fstatfs)	450
BPX1VGT, BPX4VGT (v_get).....	450
BPX1VGA, BPX4VGA (v_getattr)	450
BPX1VIO, BPX4VIO (v_ioctl)	451
BPX1VLN, BPX4VLN (v_link)	451
BPX1VLO, BPX4VLO (v_lockctl).....	451
BPX1VLK, BPX4VLK (v_lookup)	452
BPX1VMD, BPX4VMD (v_mkdir)	452
BPX1VPC, BPX4VPC (v_pathconf).....	453
BPX1VRW, BPX4VRW (v_rdw).....	453
BPX1VRD, BPX4VRD (v_readdir)	454
BPX1VRA, BPX4VRA (v_readlink)	454
BPX1VRG, BPX4VRG (v_reg)	454
BPX1VRL, BPX4VRL (v_rel).....	455
BPX1VRM, BPX4VRM (v_remove)	455
BPX1VRN, BPX4VRN (v_rename).....	455
BPX1VRE, BPX4VRE (v_rmdir)	456
BPX1VRP, BPX4VRP (v_rpn)	456
BPX1VSA, BPX4VSA (v_setattr)	456
BPX1VSY, BPX4VSY (v_symlink).....	457
Reentrant return linkage.....	457
Appendix D. Interface structures for C language servers and clients.....	461
BPXYVFSI.....	461
BPXYPPFSI.....	480
Appendix E. Assembler and C-language facilities for writing a PFS in C.....	513
Assembler replacements for @@XGET and @@XFREE.....	513
BPXT4KGT—Get a page of storage.....	515
C function.....	515
Assembler routine.....	515
BPXT4KFR—Free a page of storage.....	515
C function.....	515
Assembler routine.....	515

BPXTWAIT—Wait on an ECB list.....	516
C function.....	516
Assembler routine.....	516
BPXTPOST—Post an ECB.....	516
C function.....	516
Assembler routine.....	516
BPXTEPOC—Convert time-of-day to epoch time.....	517
C function.....	517
Assembler routine.....	517
Appendix F. Accessibility.....	519
Notices.....	521
Terms and conditions for product documentation.....	522
IBM Online Privacy Statement.....	523
Policy for unsupported hardware.....	523
Minimum supported hardware.....	523
Trademarks.....	524
Acknowledgments.....	524
Index.....	525

Figures

- 1. VFS server and PFS structure.....2
- 2. PFS_Init entry parameter list..... 5
- 3. The LFS/PFS control block structure..... 18
- 4. Format of BPXYFDUM..... 26
- 5. Common INET sockets PFS structure..... 49
- 6. General flow of an asynchronous operation..... 59
- 7. Input to module and exit using a parameter structure..... 406
- 8. Input to module and exit without using a parameter structure..... 406

Tables

1. How the PFS_Init routine receives control.....	5
2. Pointers to parameters in the PFS_Init entry interface.....	6
3. PFS restart options.....	11
4. Correspondence between existing attributes (attr mapping) and extended attributes (xattr mapping).....	14
5. TOD and SSE fields with the EXTENDED keyword.....	70
6. List of return codes for vn_anr.....	119
7. List of return codes for vn_bind.....	125
8. List of return codes for vn_readwritev.....	186
9. Error values for the vn_rename operation.....	197
10. Subfunctions for vn_select	203
11. Input fields for attribute_structure	212
12. List of return codes for vn_srmsg.....	229
13. API functions for VFS callable services	243
14. Summary of v_open parameters that vary by open type.....	307
15. Attributes fields for v_setattr.....	344
16. OSI services.....	353
17. System control offsets to callable services.....	419

About this document

This document describes the interfaces that are used to create physical file system (PFS) and virtual file system (VFS) servers that can operate with z/OS UNIX System Services (z/OS UNIX). PFS and VFS servers might be written to extend the services provided by z/OS UNIX in the areas of device support for a file system or network access to file systems. This document also describes how to use these interfaces.

Chapter 1 is a general overview that shows how the physical file system, logical file system, and virtual file system server interact. Chapters 2 and 3 describe the physical file system interface. Chapters 4 and 5 describe the virtual file system server interface. Chapter 6 describes the Operating System Interface (OSI) callable services.

In the appendixes, you will find information about:

- System control offsets to callable services
- Mapping macros
- Callable services examples
- Interface structures for C language servers and clients
- Assembler and C-language facilities for writing a PFS in C
- Accessibility features
- Notices
- An index

Related information

You can find more detailed information about sockets and their operations in various publications, including the following ones:

- *4.3BSD UNIX Operating System*, by S. J. Leffler et al.
- *z/OS XL C®/C++ Programming Guide*
- *z/OS XL C/C++ Runtime Library Reference*
- *AIX® Version 4.3 Communications Programming Concepts*, SC23-4124

You can find detailed information about timer units in *z/Architecture Principles of Operation*, SA22-7832.

Who should use this document?

This document is intended for a specialized audience: system programmers using C or assembler language to create a physical file system (PFS) or a virtual file system (VFS) server, or to port a PFS or a VFS server to z/OS UNIX. Knowledge of POSIX or UNIX is assumed.

Depending on the complexity of the PFS or VFS server involved, a considerable amount of MVS system programming knowledge might be required. Detailed information about MVS services that might be needed can be found in:

- *z/OS MVS Programming: Authorized Assembler Services Reference ALE-DYN*
- *z/OS MVS Programming: Authorized Assembler Services Reference EDT-IXG*
- *z/OS MVS Programming: Authorized Assembler Services Reference LLA-SDU*
- *z/OS MVS Programming: Authorized Assembler Services Reference SET-WTO*
- *z/OS MVS Programming: Extended Addressability Guide*
- *z/OS MVS Programming: Authorized Assembler Services Guide*

This document should be used in conjunction with *z/OS UNIX System Services Programming: Assembler Callable Services Reference*. It also supplements information that is contained in IEEE Std 1003.1-1990 and IEEE Std 1003.1a.

z/OS information

This information explains how z/OS references information in other documents and on the web.

When possible, this information uses cross-document links that go directly to the topic in reference using shortened versions of the document title. For complete titles and order numbers of the documents for all products that are part of z/OS, see *z/OS Information Roadmap*.

Discussion list

Customers and IBM participants also discuss z/OS UNIX on the `mvs-oe discussion list`. This list is not operated or sponsored by IBM.

To subscribe to the `mvs-oe` discussion, send a note to:

```
listserv@vm.marist.edu
```

Include the following line in the body of the note, substituting your given name and family name as indicated:

```
subscribe mvs-oe given_name family_name
```

After you have been subscribed, you will receive further instructions on how to use the mailing list.

How to provide feedback to IBM

We welcome any feedback that you have, including comments on the clarity, accuracy, or completeness of the information. For more information, see [How to send feedback to IBM](#).

Summary of changes

This information includes terminology, maintenance, and editorial changes. Technical changes or additions to the text and illustrations for the current edition are indicated by a vertical line to the left of the change.

Note: IBM z/OS policy for the integration of service information into the z/OS product documentation library is documented on the z/OS Internet Library under [IBM z/OS Product Documentation Update Policy](http://www.ibm.com/docs/en/zos/latest?topic=zos-product-documentation-update-policy) (www.ibm.com/docs/en/zos/latest?topic=zos-product-documentation-update-policy).

Summary of changes for z/OS 3.2

The following content is new, changed, or no longer included in z/OS 3.2.

New

The following content is new.

September 2025 release

- None.

Changed

The following content is changed.

September 2025 release

- None.

Deleted

The following content is deleted.

September 2025 release

- None.

Summary of changes for z/OS 3.1

The following content is new, changed, or no longer included in z/OS 3.1.

New

The following content is new.

September 2023 release

- Extended attributes relevant to z/OS can be set, removed, retrieved, and listed. Two new sections are added:
 - [“Extended attributes” on page 13](#)
 - [“Extended attributes for vn_ioctl” on page 152](#)

Changed

The following content is changed.

February 2024 refresh

- “BPXYVFSI” on page 461 is updated to support new flags. (APAR OA62734, which applies to z/OS 2.5 and z/OS 3.1)

September 2023 release

- None.

Deleted

The following content was deleted.

September 2023 release

- None.

Chapter 1. General overview

z/OS UNIX System Services (z/OS UNIX) allows you to install virtual file system servers (VFS servers) and physical file systems (PFSs).

- A VFS server makes requests for file system services on behalf of a client. A VFS server is similar to a POSIX program that reads and writes files, except that it uses the lower-level VFS callable services API instead of the POSIX C-language API.

An example of a VFS server is the Network File System.

- A physical file system (PFS) controls access to data.

PFSs receive and act upon requests to read and write files that they control. The format of these requests is defined by the *PFS interface*.

PFSs include pipes, sockets, and UNIX file systems such as zFS, TFS, and NFS.

Another name for a PFS is an *installable file system*.

User-written programs use the POSIX API to issue file requests. VFS servers use the VFS callable services API to issue file requests. These requests are routed by the logical file system (LFS) to the appropriate PFS through the PFS interface. See [Figure 1 on page 2](#) for a view of this structure.

This information unit describes these two interfaces and discusses the things you need to know to write a VFS server or a PFS, or to port one to the z/OS UNIX environment. In order to do this, you should be a system programmer who is familiar with POSIX or UNIX.

Porting note

This information unit uses notes like this one to highlight certain points of the implementation that are particularly important to readers who are considering porting an existing UNIX-based program to z/OS UNIX.

z/OS UNIX supports the following types of files:

- Regular files
- Directories
- Symbolic links
- Character special files (for example, terminals)
- Pipes (both FIFOs and unnamed)
- Sockets

Character special and unnamed pipe physical file systems cannot be implemented with this interface. Unnamed pipes and socket files cannot be exported by a VFS server.

System structure

The position of the VFS server and the PFS in the structure of z/OS UNIX and the interfaces they use are illustrated in [Figure 1 on page 2](#).

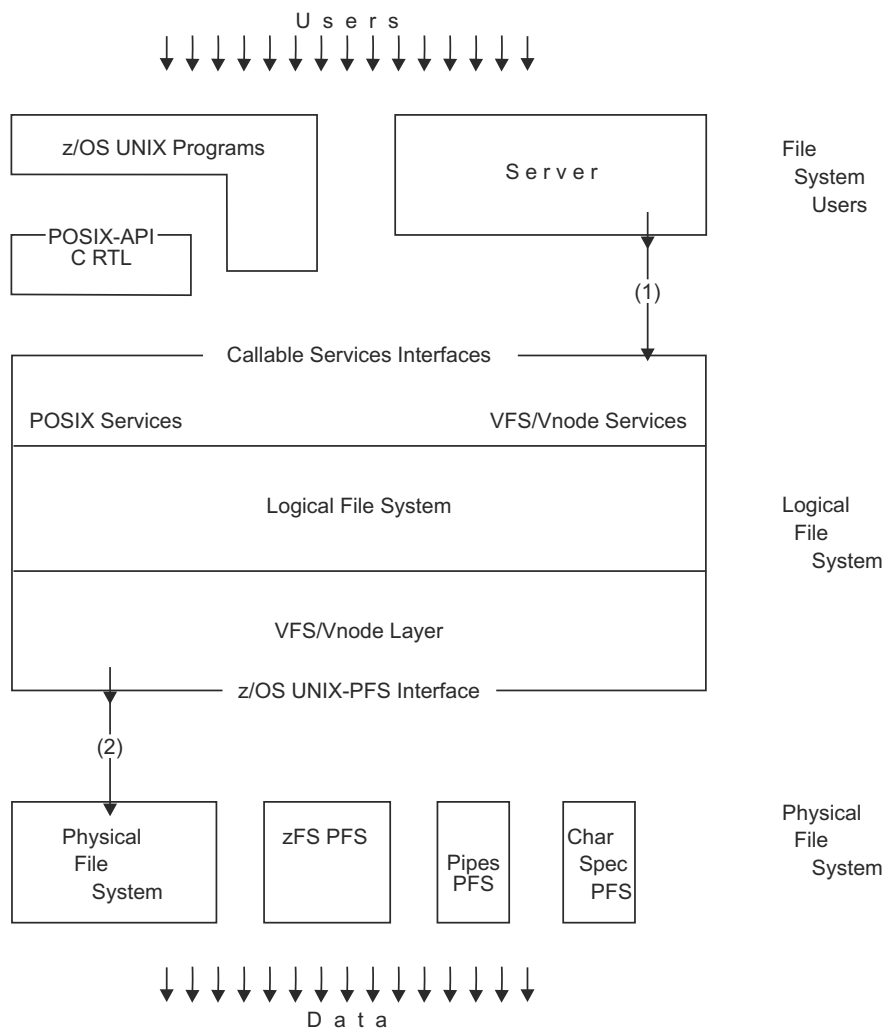


Figure 1. VFS server and PFS structure

1. The VFS callable services API is used by VFS servers to call the logical file system.
2. The logical file system calls the PFSs through the PFS interface.

Finding more information about sockets

You can find more detailed information about sockets and their operations in various publications, including the following:

- *4.3BSD UNIX Operating System*, by S. J. Leffler et al.
- *z/OS XL C/C++ Programming Guide*
- *z/OS XL C/C++ Runtime Library Reference*
- *AIX Version 4.3 Communications Programming Concepts*, SC23-4124

Finding more information about timer units

You can find detailed information about timer units in *z/Architecture Principles of Operation*, SA22-7832.

Chapter 2. Physical file systems

This topic describes:

- How to install a physical file system (PFS)
- How a PFS is activated and deactivated
- The functions that must be provided by a PFS
- The functions that are provided for it
- Cross-memory considerations
- Considerations for writing a PFS in C
- Security considerations
- Running a PFS in a colony address space
- Considerations for Internet Protocol Version 6 (IPv6)
- PFS support for multilevel security
- PFS support for 64-bit virtual addressing
- PFS support for reason code error text
- PFS support for MODIFY OMVS,PFS

Installing a PFS

A physical file system (PFS) is packaged as one or more MVS load modules, which must be installed in an APF-authorized load library. The load modules cannot be installed in the z/OS UNIX file system because it is not available when a PFS is loaded.

The PFS must have an initialization routine whose entry point, called `PFS_Init`, is externally known through the system link list or the STEPLIB of the OMVS cataloged procedure. If the PFS runs in a colony address space (see [“Running a PFS in a colony address space” on page 13](#)), it must be found through the system link list or a STEPLIB of the colony address space's procedure.

A physical file system is defined to z/OS UNIX through the BPXPRMxx parmlib member you specify when you start the kernel address space (OMVS=xx). The FILESYSTYPE statement defines a single instance of a PFS.

Additional MOUNT, ROOT, SUBFILESYSTYPE, or NETWORK statements activate file system or socket support in the PFS.

```
FILESYSTYPE TYPE(file_system_type)
            ENTRYPOINT(PFS_Init)
            PARM(parameter_string)
            ASNAME(procname)
```

where:

TYPE

Specifies a 1-to-8-character name that uniquely identifies this PFS. This name is used to route subsequent MOUNT, ROOT, SUBFILESYSTYPE, or NETWORK statements (as well as later MOUNT and PFSCtl syscalls) to the correct PFS.

ENTRYPOINT

Specifies the name of the PFS's initialization module. The LFS attaches the `PFS_Init` entry point as an MVS task. This task remains active for as long as the PFS is active. See [“Activating and deactivating the PFS” on page 4](#) for a description of initialization processing requirements for this routine.

PARM

Specifies a PFS-defined parameter text string that can contain any value and be up to 1024 bytes long. The meaning of this string is defined by the individual PFS. The string is passed to the PFS when the PFS_Init routine is attached.

ASNAME

Specifies that the PFS is to run outside the kernel in a separate address space.

procname

is the name of the procedure to be used when starting this address space, and a logical name for the address space. Each *procname* generates a different address space when it is first encountered, and each PFS with the same *procname* shares that address space. These address spaces are logical extensions of the kernel. They are referred to as *colony address spaces*.

All PFSs are activated automatically when z/OS UNIX is started, based on the FILESYSTYPE and SUBFILESYSTYPE statements in the parmlib member. This is the only way that a PFS can be started.

Mounts may also be issued dynamically at a later time through a TSO/E command or a program function call. A mount is not strictly necessary, but it is required if the files that are managed by the PFS are to be visible in the file hierarchy (that is, if they are to be represented by standard path names). Support for mount generally implies support for the lookup operation, which is used to resolve a path name to a file. Pipes and sockets are examples of files that are not in the hierarchy; these PFSs do not use mount.

For a discussion of mount processing, refer to [“Mounting file systems” on page 26](#).

The ROOT statement is a special case of MOUNT. It can be issued only from parmlib, and it defines the system's root file system.

The NETWORK statement does for a sockets PFS what MOUNT does for a data file type of PFS: It activates an address family, or domain, so that subsequent socket () calls are routed to that PFS to service.

For a discussion of network processing, refer to [“Activating a domain” on page 44](#).

Activating and deactivating the PFS

A PFS is started for each FILESYSTYPE statement in the BPXPRMxx parmlib member whenever z/OS UNIX is started. The LFS and PFS exchange information during this initialization phase. Usually the PFS does not terminate.

The same ENTRYPOINT name may be specified on two or more FILESYSTYPE statements with different TYPE operands. This causes the same PFS to be started more than once. It is up to the PFS to allow this or to detect and reject it.

Activation flow for the PFS_Init module

The LFS builds a general file system table (GFS) for each PFS and attaches the PFS's initialization entry point. This creates an independent MVS task, which is expected to follow these general steps:

1. Perform any PFS initialization that is necessary.
2. Load its VFS and vnode operation service routines and build their respective vector tables.

These are the PFS routines that the LFS calls to get such services as mount, open, read, and write. The VFS and vnode operations vector tables make up the major part of the PFS interface.

This loading may be done by link-editing the operational routines with the PFS_Init routine.

3. Save the OSI operations vector table (OSIT) address.

The OSI operations vector table contains the addresses of LFS routines that the PFS uses to get certain services, such as those used to create vnodes.

4. Pass back to the LFS an 8-byte token that is saved by the LFS and used on all subsequent VFS and vnode operations. This token typically contains the address of the PFS's main anchor block. Its use is optional.

5. Exchange miscellaneous items of information between the LFS and PFS. Refer to [“The PFSI structure” on page 6](#) and the PFSI structure in Appendix D, [“Interface structures for C language servers and clients,” on page 461](#) for details on the specific information that is exchanged.
6. Notify the LFS that initialization has finished, by posting the initialization-complete ECB that was supplied.
7. Wait on the termination ECB, which is also supplied by the LFS. This ECB is posted by the LFS when it is time to terminate the PFS.

Each PFS is initialized synchronously and serially during z/OS UNIX initialization, so that no PFS may go into an extended wait during initialization.

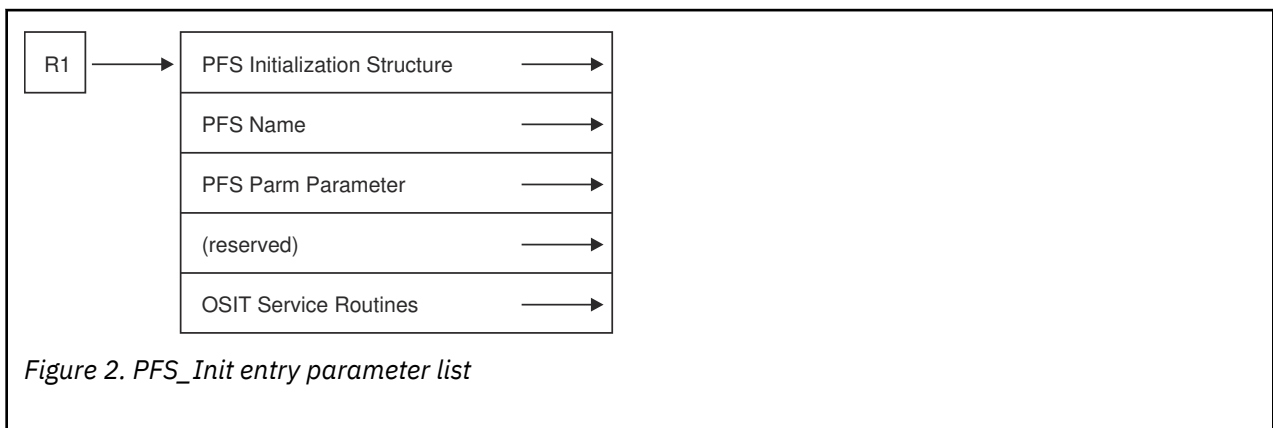
Note: The file system is not available this early in z/OS UNIX initialization. If the PFS_Init routine needs configuration or other information from a file, it must use an MVS data set.

PFS_Init entry interface

Table 1 on page 5 shows how the PFS_Init routine receives control as the result of an ATTACH in the listed environments.

Table 1. How the PFS_Init routine receives control	
Environment	Control
Authorization	Supervisor state, PSW key 0
Dispatchable unit mode	Task
Cross memory mode	PASN = HASN
AMODE	31-bit or 64-bit
ASC mode	Primary mode
Interrupt status	Enabled for interrupts
Locks	Unlocked
Control parameters	All parameters are addressable in the primary address space

On entry, register 1 points to a variable-length list of parameter addresses. The high-order bit of the last parameter address is turned on. For information about other entry registers, see [ATTACH or ATTACHX in z/OS MVS Programming: Authorized Assembler Services Reference ALE-DYN](#).



The addresses in the parameter list point to the parameters in [Table 2 on page 6](#), each of which is described in [Appendix D, “Interface structures for C language servers and clients,” on page 461](#).

Table 2. Pointers to parameters in the PFS_Init entry interface

Parameter	Description
PFSI	The PFS initialization structure. It contains information that is being passed to the PFS and fields that are to be completed by the PFS during its initialization. See “The PFSI structure” on page 6 for a description of these fields.
PFSNAME	An 8-byte field that contains the name of the PFS. This name was specified in either the TYPE parameter of a FILESYSTYPE parmlib statement or the NAME parameter of a SUBFILESYSTYPE parmlib statement. This name is used to identify the PFS for the pfscctl() function and, when applicable, for the v_reg() function.
PFSPARM	A variable-length field that contains the text string that is specified in the PARM parameter of the FILESYSTYPE statement. It is a 2-byte field that contains the length of the text string, followed by the string. If this parameter is absent, the length field is zero.
OSIT	<p>The OSI service routine vector table, which provides the PFS with the addresses of the LFS service routines it needs to perform some basic functions.</p> <p>See Chapter 6, “OSI services,” on page 353 for a description of the interfaces to, and functions of, each of these OSI routines.</p>

The PFSI structure

The PFS initialization structure (BPXYPFSI, referred to as the PFSI) contains the following fields (each name is prefixed with the characters `pfsi_`):

ver

The version number of this PFSI.

ook

An indication that this PFS is running outside the kernel.

alone

An indication that this PFS is the only PFS running in the address space.

new

An indication that this is the first time this PFS has been initialized in the address space.

romntclient

Set on to indicate that the PFS does not support simultaneous R/O mounts from multiple systems; the LFS is responsible for making R/O file systems available for sharing in a sysplex system.

The default value is off. This indicates that the PFS supports sharing of R/O file systems in a sysplex.

rwmntsysplex

Set on to indicate that the PFS does not support simultaneous R/W mounts from multiple systems; the LFS is responsible for making R/W file systems available for sharing in a sysplex system.

The default value is off. This indicates that the PFS supports sharing of R/W file systems in a sysplex.

initcompecb

The ECB that the PFS posts when its initialization is complete.

pfsecb

The ECB that the LFS posts when z/OS UNIX is stopped. The PFS must be waiting on this ECB.

restart

The address of the restart option byte. The PFS sets this byte any time during its processing, to control if and how it is to be restarted if it should terminate.

dumpptr

The address of dump information. This information is used by the PFS to add significant LFS areas to the dumps that are taken by the PFS.

pfsid

The PFS identifier that is used with `osi_sleep` and `osi_wakeup`.

asname

The value of the ASNAME parameter of the FILESYSTYPE statement.

ep

The value of the ENTRYPOINT parameter of the FILESYSTYPE statement.

Returned Fields**pfsanchor**

The PFS initialization token. This token value is passed back to the PFS on every subsequent call from the LFS as part of the `token_structure`, which is the first parameter of every call. This field typically contains the address of the PFS's main anchor block.

vfso

The address of the PFS's VFS operation vector table.

vnop

The address of the PFS's vnode operation vector table.

srb

An indication that SRB mode is supported.

asyio

An indication that asynchronous I/O is supported.

usethreads

An indication that the PFS is requesting support for the `osi_thread` service. This field can be set only by PFSs that are running outside the kernel.

disableLLA

An indication that the LFS should not provide lookup lookaside function for this PFS. If there is not a strict one-to-one correspondence between the spelling of a file name in a directory and the vnode-inode pair that represents the file, the PFS should set this bit. For example, if `'/usr/d1/fl,attr=fb'` and `'/usr/d1/fl'` represent the same file in the `/usr/d1` directory, you must disable the LFS lookup lookaside function. If directories are remote and files may be removed from them remotely, the LFS's LLA cache should also be disabled.

styalone

An indication that the LFS should not initialize any other PFSs in this address space. This field can be set only by PFSs that are running outside the kernel.

immeddel

An indication that the PFS supports deleting a removed file's data when its open count becomes zero, rather than waiting for `vn_inactive` to free the space.

cpfs

An indication that the PFS is written in C, and is requesting that the LFS invoke it with pre-initialized C environments.

datoffmove

An indication that the PFS supports DATOFF move for page read operations. For more information, see [“Reading from and writing to files” on page 35](#).

pfstype

The type of the PFS. This identifies the PFS as a local file PFS, a remote file PFS, or a socket PFS.

pipebuf

pathconf() _PC_PIPE_BUF value, if applicable

maxcanon

pathconf() _PC_MAX_CANON value, if applicable

maxinput

pathconf() _PC_MAX_INPUT value, if applicable

chownrstd

pathconf() _PC_CHOWN_RESTRICTED value, if applicable

vdisable

pathconf() _PC_VDISABLE value, if applicable.

Pathconf() values that are not constant for all files supported by the PFS may be reported through the vn_pathconf operation.

compon

The PFS's three-letter component (or module) prefix.

compid

The PFS's five-letter component (or product) ID.

The component prefix and ID are used in dump titles for dumps that are taken by the LFS when there is an abnormal end in the PFS from which it does not recover.

modind

An indication that the PFS is supplying indirect addresses in the VFS and vnode operations vector tables for the various VFS and vnode operations routines.

complow

The low value for the PFS reason code high byte. For more information, see [“PFS support for reason code error text”](#) on page 70.

comphigh

The high value for the PFS reason code high byte. For more information, see [“PFS support for reason code error text”](#) on page 70.

VFS and vnode operations vector tables

VFS and vnode operations vector tables are allocated and built by the PFS, and their addresses are returned in the PFSI. These tables may not be altered after the PFS posts the initialization-complete ECB.

Vnode operations, such as vn_open and vn_readdir, deal with file system objects. VFS operations, such as vfs_mount and vfs_statfs, deal with whole file systems or with the PFS itself.

The routine that supports each particular operation is loaded into storage by the PFS_Init routine, and the entry-point address is placed into the corresponding vector table entry. If the PFS supports the dynamic service activation capability, it must instead supply indirect addresses (that point to the actual entry-point addresses for each operation routine) in the vector table entries and set the pfsi_modind flag in the PFSI. When the LFS processes a VFS or vnode operation request, it will recognize the flag and use the address supplied in the vector table as an indirect address to locate the target operation routine.

If the PFS does not support a particular operation, the corresponding operation's vector must contain 0. The number of operations that are placed in the table by the PFS, as determined by the returned table's length, may be less than or equal to the number of operations that are supported by the LFS. If this value is less, the LFS treats all remaining operations as not supported, just as though the PFS had supplied 0 for those operation vectors. If the table contains more entries than the LFS expects, it is considered a serious product-level mismatch between the LFS and PFS, and the PFS is terminated.

For more information, see the description of vnoptab and vfstab structures in [Appendix D, “Interface structures for C language servers and clients,”](#) on page 461.

Recycling a PFS externally

PFS Recycle can be driven externally by two calls to `pfscctl`. The caller must be a superuser. This is supported for kernel-resident PFSs only; for PFSs that are running in a colony address space, cancel the space to recycle the PFS.

PFS Recycle refreshes the PFS load module after service has been applied. The kernel space does not terminate; the only way to refresh a kernel-resident PFS load module is for the `PFS_Init` task to exit. The PFS may have its own technique to accomplish this and the `PFS_Init` task can exit on its own at any time. PFS Recycle restarts the PFS, or the LFS issues a `WTOR` and waits for a reply before restarting the PFS. Refer to [“Considerations for stopping a PFS” on page 10](#) for details. These `pfscctl` commands coordinate the PFS's termination with the LFS so that calls into the PFS can be quiesced before the `PFS_Init` task exits.

PC#RecyclePFS X'8000000C'

`PC#RecyclePFS X'8000000C'` initiates a PFS recycle by posting the PFS's termination ECB.

- If no argument is passed, or if the argument value is not 1, the LFS returns to the caller immediately after calls to the PFS have quiesced and the PFS has been posted to terminate. The caller and the PFS must coordinate any dependencies that they have on each other after this point, because the PFS may not have terminated when the caller regained control.
- If a fullword argument value of 1 is passed, the LFS waits for the PFS to terminate before returning to the caller.

The `Return_value` is 0 if the PFS is found.

Before this call the caller or PFS must ensure that:

- All current `osi_waiters` have been `osi_posted`.
If the `v_reg` service has been used to register that the PFS is dependent on the caller's process for `osi_post`, the LFS `osi_posts` the `osi_waiters`, just as it would if the caller's process had terminated.
- All outstanding `asynzio` has been `osi_scheduled`.
- All internal waiters have been posted.
- No new `vnode ops` will be accepted by the PFS, or that no new ops will be allowed to wait or for `asynzio` to cue.

Before posting the PFS termination ECB, the LFS ensures that there are no more threads executing code in the PFS layer and it will permit no more VFS or `vnode ops` to branch into the PFS. The LFS waits for any threads that are still in the PFS layer at the time of the `pfscctl` call. These could include, for example, threads that were just `osi_posted`, but whose address space had not been swapped in yet, or that were otherwise not dispatched, so they have not had a chance to return back up to the LFS layer.

A race condition exists between this call and user threads that are branching into the PFS layer at about the same time. The PFS begins to reject these calls and the LFS waits for those rejected threads to exit from the PFS layer.

When the termination ECB is posted, the PFS cleans up and exits the `PFS_Init` module. This decrements the load module's use count; when that count goes to zero the load module is deleted. This assumes a PFS that was not packaged to reside in LPA.

If the second `pfscctl`, `PC#Restart PFS`, is going to be used, the PFS must have left the Restart Option Byte (`pfsi_restart`) at its default value or reset it to `RESTART_WTOR` before exiting. In this case, the normal `WTOR` message is not issued when the PFS terminates, and the second `pfscctl` takes the place of the operator reply to restart the PFS. Alternatively, the second `pfscctl` does not have to be used if the PFS sets the Restart Option Byte to `RESTART_AUTO`.

The second `pfscctl` can also be used without the first if the PFS exits with the Restart Option Byte set to `RESTART_PFSCTL(7)`. This suppresses the `WTOR` message and causes the LFS to wait for the second `pfscctl` before restarting the PFS.

PC#RestartPFS X'8000000D'

PC#RestartPFS X'8000000D' restarts the PFS by reattaching the PFS_Init module.

- If no argument is passed, or if the argument value is not 1, the LFS waits for the PFS initialization to complete before returning to the caller.
- If a fullword argument value of 1 is passed, the LFS returns to the caller immediately after posting the internal thread that does the reattach. The caller and the PFS must coordinate between themselves for the restart. This is similar to a startup during IPL.

The Return_value is 0 if the PFS was found and was awaiting this restart. The Return_value is 1 if the PFS was found but was not waiting to be restarted. This would be a normal situation immediately after an IPL, or if the caller did not recycle the PFS. If the PFS is not found the call fails.

This call can be made before the PFS has finished terminating, in which case the LFS proceeds directly to the PFS restart when it does finally terminate.

If all copies of the PFS have been recycled and the PFS load module does not reside in the LPA, the first reattach of the load module brings a fresh copy into storage.

The PFS should run through a more or less normal PFS initialization sequence with respect to the LFS. The regular sequence of returning VFS and vnode operation vectors, posting the LFS ECB, and waiting for the PFS termination ECB must be followed.

On each restart of a PFS, the previously returned value of pfsi_pfsanchor is passed into the new instance of the PFS. The PFS may use a design in which this anchor points to persistent storage so that it can reuse or reclaim resources from a prior instance.

For Socket PFSs:

- After the PFS completes its reinitialization, the LFS reissues any vfs_network calls that were originally made to set up for the address family domains that this PFS supports.
- The master socket opens with the normal sequence of events.

For File System PFSs, prior active mounts are reissued.

The PFS does not have to remember anything from one instance to the next with respect to the LFS and the LFS/PFS interfaces.

Considerations for stopping a PFS

Usually, a PFS does not stop. However, an operator can request that a PFS be stopped by issuing a MODIFY OMVS,STOPPFS=**pfsname** command.

In a sysplex environment, the LFS will attempt to move file systems for the stopping PFS that are owned by this system to another system so that the termination of the PFS is nondisruptive. File systems that were mounted with AUTOMOVE(UNMOUNT) will be unmounted. After this, the termination ECB of the PFS will be posted.

The pfsi_stoppfs capability bit indicates whether a PFS supports being stopped in this manner and only the PFS that set the pfsi_stoppfs bit will be stopped. That PFS PFSs does not need its own external operator command for this purpose.

A PFS may define its own external interface for stopping; however, it cannot use the STOP or MODIFY operator commands unless the PFS is running outside of the kernel.

There is nothing to prevent a PFS from terminating, either normally in a manner defined by the PFS, or abnormally. A PFS that is running in an address space outside the kernel terminates if that address space is terminated. If the PFS_Init program task terminates for any reason before the LFS posts the termination ECB, the LFS takes the following actions:

1. All activity to this PFS is halted. Users receive EIO or EMVSERR errors for any reference to a file that is owned by this PFS.

2. Every file system that is mounted for this PFS is logically unmounted. The PFS's `vfs_umount` is not called, because all activity is halted; but otherwise the file system is unmounted as it would be for an `UNMOUNT FORCE` command.

File systems that are owned by other PFSs that are mounted on directories that are owned by the terminating PFS are also unmounted. These PFSs receive `vfs_umount` force.

3. The PFS is restarted or not depending on the setting of the restart option byte (see [Table 3 on page 11](#)). The address of this byte is passed to the PFS in the PFSI during initialization. Its value can be adjusted by the PFS any time before it terminates.
4. If the PFS was running in an address space outside the kernel, that address space can be stopped and restarted, depending on the setting of the restart option byte.

The following table shows the available PFS restart options.

<i>Table 3. PFS restart options</i>	
Option	Action
RESTART_NONE	Do not restart.
RESTART_AUTO	Automatic restart.
RESTART_WTOR	Prompt the operator before restarting. This is the default restart option.
RESTART_RCNONE	Stop the address space and do not restart the PFS.
RESTART_RCAUTO	Stop the address space and automatically restart the address space and the PFS.
RESTART_RCWTOR	Stop the address space and prompt the operator before restarting the address space and the PFS.

If the PFS is restarted, file systems that were mounted at the time of failure are not automatically remounted, and network statements are not reprocessed. Socket file systems should specify that the PFS is not to be restarted, because `NETWORK` statements cannot be issued dynamically. Also, if the PFS requests that the colony address space in which it runs be stopped, the ASID for that address space is marked unusable.

When z/OS UNIX or the file system is being shut down by an operator, the LFS issues a `PC#ShuttingDownFS vfs_pfsctl` call to notify the PFS before the LFS starts unmounting file systems. At such time, the PFS can do whatever might be necessary to prepare for an orderly shutdown prior to receiving the unmount requests. This preparation should not inhibit or disrupt file system operations; users may continue using the file system up until the `vfs_umount` request is issued.

Note: The entire system might not be shutting down and new mount requests might be received after all existing file systems have been unmounted. The return code from the `vfs_pfsctl` call will be ignored and there is no way for the PFS to stop the shutdown.

Cross-memory considerations

Because all of the VFS and vnode operations can be called in cross-memory mode, a PFS that must invoke MVS functions that cannot run in this mode must attach a worker task, or tasks, to accomplish these functions. A worker task is a subtask that performs non-cross memory work for PFS operations.

See [“Using daemon tasks within a PFS” on page 43](#) for information about some services that make this task easier.

Although the `PFS_Init` task can be used as a worker task, if this task terminates, the PFS also terminates.

Considerations for writing a PFS in C

A PFS can be written in System Programmer's C. The BPXYPFSI and BPXYVFSI headers define the structures and parameters that are needed for PFSs that are written in C. A PFS that is written in C can avoid the cost of establishing a C environment each time it is invoked for a vnode or VFS function, by requesting that the LFS invoke the PFS with pre-initialized C environments. The PFS requests this at initialization by setting the `pfsi_cpfs` flag in the PFSI.

The PFS must not do anything that would sever addressability to the stack.

Because the PFS is running in a cross-memory environment, Language Environment® and C/C++ run-time library functions are not available. A PFS that needs to invoke these functions must attach a worker task, or tasks, to accomplish these functions.

See [“Using daemon tasks within a PFS” on page 43](#) for information about services that make creating these worker tasks easier.

Some assembler services that may be useful are provided in Appendix E, “Assembler and C-language facilities for writing a PFS in C,” on page 513. In particular, BPXFASM must be assembled and link-edited with the PFS modules, to provide the correct @@XGET/@@XFREE routines for their C environment.

Security responsibilities and considerations

z/OS UNIX maintains system security by verifying user identities and file access control information. A PFS is primarily concerned with file access control.

For those functions where POSIX .1 (IEEE Standard 1003.1-1990) specifies that "appropriate privilege" is required, the PFS refers to a bit that is set by the LFS to determine whether the function has appropriate privileges. For more information, see "Appropriate Privileges" in the POSIX standards.

Access control checks are based on information that is stored with each individual file, and are generally carried out on the system where the data resides.

Access control is integrated with the SAF interface to call RACF®, or whichever security product is used at a particular installation.

The basic flow of file security is as follows:

1. Security information, such as the owner's UID-GID and the permission bits for a file, is kept in a 64-byte area called the *file security packet* (FSP), which is mapped by IRRPIFSP. The FSP is the security-related section of a file's attributes.
2. The FSP is created by a SAF call from the PFS when a file is created. Some of the information is taken from the current security environment, and some of it is passed as parameters.
3. The PFS stores the FSP with the attributes of the file.
4. When an access check is to be done, the PFS calls SAF with the type of check that is being requested, the `audit_structure` from the current call, and the file's FSP. SAF passes these to the security product, which extracts user information from the current security environment and compares it against the access control that is stored within the FSP. The `audit_structure` is used primarily for any auditing that may be necessary.

There are many access and privilege checks defined by the POSIX standards. The detailed description of each vnode operation in [Chapter 3, “PFS operations descriptions,” on page 73](#) discusses the access checks that are expected.

5. When a file's access control information is changed, such as by `chmod()`, the PFS calls SAF with the type of change, the new values, the `audit_structure` from the current call, and the file's current FSP. A new version of the FSP is returned to the PFS, which then replaces the file's old FSP with the new one.
6. When a file is deleted, the PFS discards the FSP.

In the flow described previously, the PFS provides some private space within the file attributes for the security product's use, ensures common access checking across all PFSs, allows for the installation of different security products, and lets the security product perform auditing or other non-POSIX processing.

The PFS is ultimately responsible for the following access checks:

- If the PFS controls the storage of its own files, it follows the flow outlined in this topic to create, maintain, and use security information.
- If the PFS is a client getting its data from some remote repository, it sends the request to the remote system, where the access checks are performed using the `osi_getcred` service.
- If access is not controlled for the type of data that is supported by a particular PFS, the PFS may choose to skip these security procedures.

Some events that occur in the LFS are audited for security purposes by the `vn_audit` operation. For example, because relative pathnames may be audited during an access check, it is important to audit the working directory so that a full path name can be constructed if necessary. When a user calls `chdir()` or `fchdir()`, the LFS invokes `vn_audit` to record the new working directory. `chroot()`, which changes the current root, is another call that causes an audit record to be created.

[“PFS support for multilevel security” on page 65](#) discusses PFS responsibilities and considerations for multilevel security.

Running a PFS in a colony address space

By default, PFSs are initialized in the kernel address space. An installation may choose to run a PFS in a separate *colony address space* by specifying an `ASNAME` parameter on its `FILESYSTYPE` statement. You may want to have a PFS run in a colony address space if:

- The PFS is constrained by kernel address space resources, such as:
 - Storage
 - Data set allocations
 - Lock contention
- The PFS needs to request callable services itself, in order to:
 - Use sockets
 - Make remote procedure calls
 - Obtain POSIX file I/O

When a PFS runs in a colony address space, an extra address space is created, and each PFS operation has a slightly longer path length.

Any PFS can run in a colony address space unchanged. PFSs that are running in colony address spaces can use the `osi_thread` service, which is not available to PFSs that are running in the kernel address space. Any PFS that uses this service must document to its users that the PFS must be initialized in a colony address space. See [“Using daemon tasks within a PFS” on page 43](#) for more information about the `osi_thread` service.

The writer of a PFS cannot assume that the PFS will run in the kernel, nor that it will run under the task that calls it.

Extended attributes

A non-POSIX extension to file attributes called *extended attributes* can be implemented by a PFS. Unlike regular attributes, which are typically defined and accessed as fields in various file control structures, extended attributes can be defined as another interface to the existing attribute values or as additional structures and accessed from a name or value interface. You can use the `setxattr`, `removexattr`, `getxattr`, and `listxattr` functions to work with extended attributes. The set, remove, and get functions have name and value arguments and the list function returns a list of names.

The extended attributes that are supported by z/OS UNIX are listed in the following table.

Table 4. Correspondence between existing attributes (attr mapping) and extended attributes (xattr mapping)

Xattr name	Existing attribute (BPXYATT)	Restrictions and commands
trusted.apfauth	attapfauth	Set and remove functions are limited according to “general flags” restrictions.
trusted.sharelib	attsharelib	Set and remove functions are limited according to “general flags” restrictions.
trusted progctl	attprogctl	Set and remove functions are limited according to “general flags” restrictions.
system.noshareas	attnoshareas	Set and remove functions are limited according to “general flags” restrictions.
system.filefmt	attfilefmt	None.
system.filetag	attfiletag	None.
system.seclabel	attseclabel	None.
system.useraudit	attuseraudit	None.
system.auditoraudit	attauditoraudit	None.
system.auditid	Not an attribute. Equivalent to field ST_AUDITID in BPXYSTAT	Read-only
system.dmodelacl	ST_DMODELACL in BPXYSTAT	Read-only
system.fmodelacl	ST_FMODELACL in BPXYSTAT	Read-only
system.accessacl	ST_ACCESSACL in BPXYSTAT	Read-only
system.createtime	ST_CREATETIME in BPXYSTAT	Read-only
user.*	No equivalent	Needs specific PFS support.

In the table, all but one of the supported extended attributes corresponds to existing file attributes and are accessed by using the existing interface. However, if a PFS will support the “user.*” attribute namespace, it must implement a new IOCTL command as shown in the implementation notes in [“vn_ioctl — I/O control”](#) on page 149.

Overview of the PFS interface

The PFS interface is a set of protocols and calling interfaces between the logical file system (LFS) and the PFSs that are installed on z/OS UNIX. PFSs mount and unmount file systems and perform other file operations.

This topic describes the services provided by the PFS routines that are called by the LFS. The services are described in terms of the requirements the PFS must meet and the expectations of the LFS. Also included are descriptions of the design that are intended to clarify the implementation of a physical file system on z/OS UNIX.

There are two types of PFSs, those that manage files and those that manage sockets:

1. File management PFSs deal with objects that have pathnames and that generally follow the semantics of POSIX files.

2. Socket PFSs deal with objects that are created by the `socket()` and `accept()` functions and that follow socket semantics.

The LFS is called by POSIX programs, non-POSIX z/OS UNIX programs, and VFS servers. In this topic, "the caller" refers to the LFS or any of the programs that call the LFS. When the LFS is mentioned specifically, it is usually to clarify a point of the design.

This interface is a modification of the architecture that is outlined by S. R. Kleiman in the paper "Vnodes: An Architecture for Multiple File System Types in Sun UNIX", which was published in *Proceedings: Summer Usenix Technical Conference & Exhibition* (June 1986).

Porting note

Some operations that are found on some UNIX systems are not called by the z/OS UNIX logical file system, and are not shown in [“Operations summary” on page 15](#). That section includes some functions that are unique to the logical file system.

Operations summary

PFS operations are grouped by category and by applicability to file or socket PFSs.

File PFS (File System Services)

VFS_MOUNT

Mount a file system.

VFS_UMOUNT

Unmount a file system.

VFS_SYNC

Synchronize a file system (synchronize all files).

VFS_STATFS

Get general file system attributes.

VFS_VGET

Get a vnode from a file ID (FID).

File PFS (Directory Services)

VN_CREATE

Create a regular, FIFO, or character special file.

VN_LINK

Create a hard link to a file.

VN_LOOKUP

Look up a file name in a directory.

VN_MKDIR

Create a directory.

VN_READDIR

Read a directory.

VN_REMOVE

Remove a file.

VN_RENAME

Rename a file or directory.

VN_RMDIR

Remove a directory.

VN_SYMLINK

Create a symbolic or external link.

File PFS (File Services)**VN_ACCESS**

Perform access check.

VN_CLOSE

Close a file.

VN_FSYNC

Synchronize a file (save data to disk).

VN_OPEN

Open a file.

VN_READLINK

Read a symbolic link file or external link file.

VN_TRUNC

Truncate a file.

Any PFS (File Services)**VFS_BATSEL**

Select on a set of files or sockets.

VFS_PFSCTL

PFS control.

VFS_RECOVERY

Recover from an EOM condition for an operation in progress.

VN_AUDIT

Perform security auditing.

VN_GETATTR

Get attributes for a file.

VN_INACTIVE

Inactivate a vnode-inode

VN_IOCTL

Control I/O.

VN_PATHCONF

Return configurable limits.

VN_RECOVERY

Recover from an abend for an operation in progress.

VN_READWRITEV

Read or write with multiple buffers.

VN_RDWR

Read or write.

VN_SELECT

Select on a vnode.

VN_SETATTR

Set attributes of a file.

Sockets PFS (address family or domain services)**VFS_GETHOST**

Get host ID or name.

VFS_NETWORK

Activate a domain.

VFS_SOCKET

Create socket or socketpair in a domain.

Sockets PFS (Socket Services)**VN_ACCEPT**

Accept a connection request.

VN_BIND

Bind a socket.

VN_CONNECT

Establish a connection.

VN_GETNAME

Get the name of the peer or socket.

VN_LISTEN

Get ready to accept connection requests.

VN_SETPEER

Set a peer.

VN_SHUTDOWN

Shut down a socket.

VN_SNDRCF

Send or receive.

VN_SOCKOPT

Get or set socket options.

VN_SNDTORCVFM

Send to or receive from.

VN_SRMSG

Send or receive a message.

The VFS-vnode vector tables returned by the PFS after its initialization contain either the direct or indirect addresses (depending on the value of the `pfsi_modind` flag in the PFSI) of the routines that implement the operations in the preceding list.

LFS/PFS control block structure

In the LFS/PFS model that is used in z/OS UNIX, each active file system object is represented in the LFS and PFS by its own control blocks or structures. These are called the *vnode* and *inode*, respectively. There is a one-to-one relationship between the LFS's *vnode* and the PFS's *inode*. They effectively point to each other across the interface, although neither ever directly refers to the other's fields.

There is only one *vnode*-*inode* pair for each data object in the system, no matter how many links there are to the object (for file objects), or how many users may be accessing the object. Users who access a *vnode* through the LFS must be accessing the same data object through the PFS.

Token_structure: A difference between the z/OS UNIX PFS interface and other implementations is that the *vnode* is not directly addressable by the PFS during a *vnode* operation. A *Token_structure* is presented on all calls as a *vnode* surrogate.

The *Token_structure* contains the following 8-byte PFS tokens:

- Initialization token, returned from the `PFS_Init` routine during PFS activation. This token usually contains the address of the PFS anchor block.
- Mount token, returned from the `vfs_mount` or `vfs_network` operation for the file system that is related to the current call. This token usually contains the address of the PFS mount block.

- File token, originally passed by the PFS to `osi_getvnode` when the file's vnode-inode pair was created. This token usually contains the address of the PFS file block—that is, the inode.

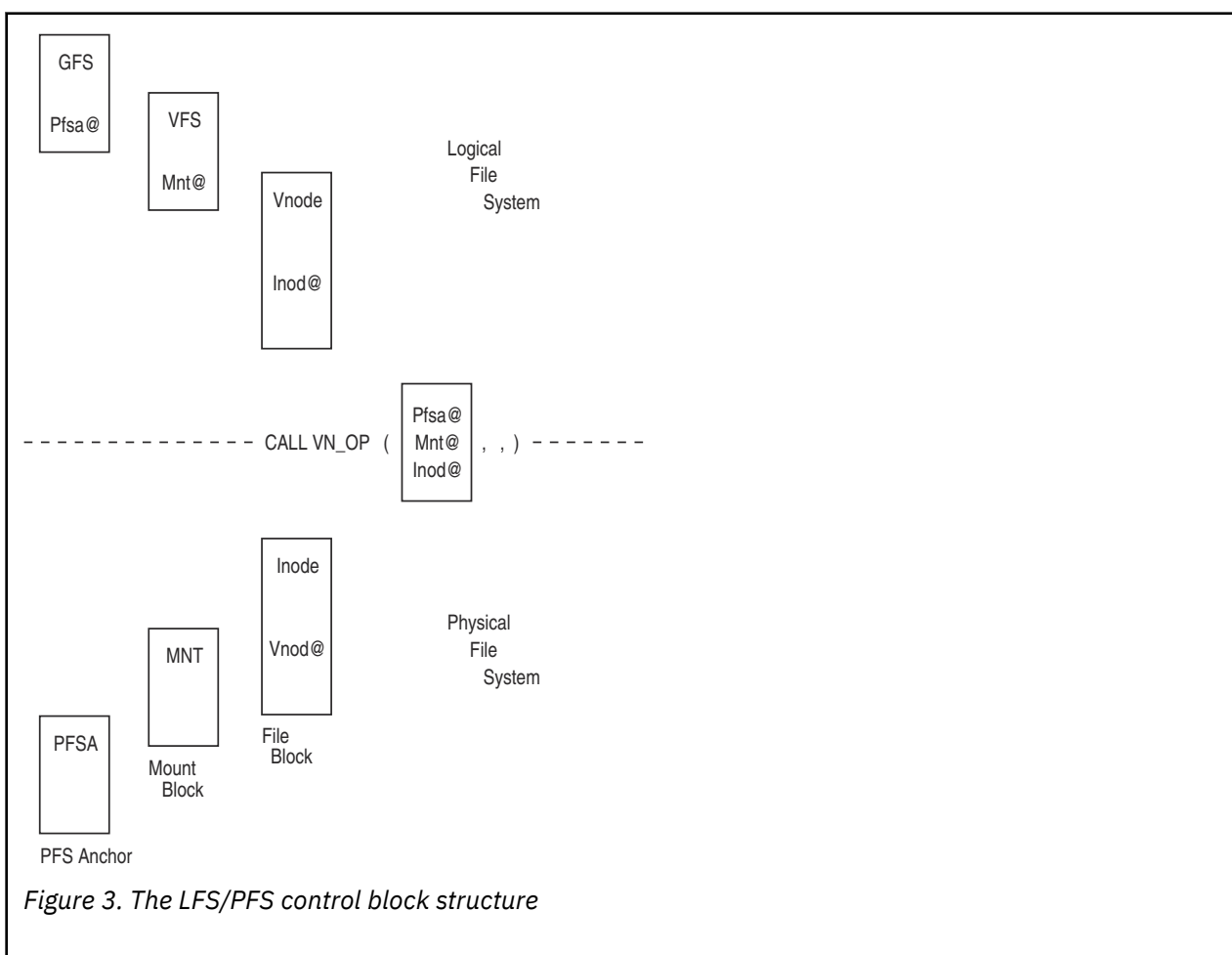
For a vnode operation, `Token_structure` contains all three tokens; for a VFS operation, it contains only the initialization and mount tokens.

See the `TOKSTR` typedef in [Appendix D, “Interface structures for C language servers and clients,”](#) on [page 461](#) for the mapping of `Token_structure`.

Porting note

The file token within `Token_structure` is a copy of the "private data" area in the vnode. If a PFS expects a vnode structure as an input parameter, but does not refer to any vnode fields other than the PFS's private data pointer, the subfields within the program's vnode structure can be rearranged so that the pointer's offset matches that used in `Token_structure`. In this way, the PFS code that refers to this field will pick up the correct value when it is recompiled, and does not have to be changed.

`Token_structure` is transient; it lives only for the duration of a single call.



The control block relationships described so far are illustrated in [Figure 3 on page 18](#). Reading from left to right, in the order they are created:

- The GFS-PFS_anchor pair is created at PFS initialization time and exists as long as the PFS does. `Pfsa@` represents the PFS token saved by the LFS.
- The VFS-MNT pair is created during a file system mount or socket network activation, and exists until the file system is unmounted, or forever, respectively. `Mnt@` represents the PFS token saved by the LFS from that operation.

- The vnode-inode pair is created during lookup and creation operations, which are explained in [“Creating, referring to, and inactivating file vnodes”](#) on page 30 and [“Creating, referring to, and closing socket vnodes”](#) on page 45.

Each control block contains the other's token for the file object. The Inod@ token of the vnode is placed in Token_structure as input for a call to the PFS, and an inode's Vnod@ token is returned by the PFS from any call that has a vnode as output.

- Token_structure contains all three PFS tokens, and spans the LFS-PFS interface as the first parameter of each call.

Sharing files

The LFS manages user access to the vnodes. For programs that use the `open()` or `socket()` function, the LFS allocates file descriptors and manages sharing between processes and threads within a process. For VFS server programs, the LFS allocates vnode tokens, which behave somewhat like file descriptors. All programs, of any type, share the same file hierarchy.

The PFS is not aware of who is using a file or how it is being shared. To the PFS, there is only a vnode-inode pairing, and all file references come through that structure. In effect, the PFS has only one user: the LFS.

The PFS does not generally maintain any state information that would associate a sequence of calls. Successive calls to the PFS may relate to different end users, so every call is self-contained and does not depend on any information saved by the PFS from a previous call.

Files become shared when different end users open the same file, and when additional references to descriptors are created through the `fork()` and `dup()` functions.

Because the LFS maintains reference counts in its structures, it knows how many references to a given vnode are active and how many threads are currently making a call to the PFS with each reference. The PFS does not, therefore, have to be aware of how many users are accessing a given vnode-inode pair. The LFS ensures that all activity has ended and that the vnode-inode pair is no longer in use before it invokes `vn_inactive` to disassociate the vnode and inode.

LFS-PFS control block integrity

To preserve the vnode-inode relationship, the LFS guarantees the following:

- On every operation, the inode, represented by the PFS's token in Token_structure, has not been inactivated.
- When the PFS is called to break the relationship (via `vn_inactive` at the time that a vnode is being freed), the LFS ensures that there are no other operations in progress against this vnode and, by extension, against the inode.

There are, in fact, no operations in progress against any file that is in the same mounted file system as the file that is being inactivated. This is so that no other operation may be attempting to find or recreate the inode while it is being deleted.

- After a `vn_inactive`, the PFS does not receive any additional `vn_` calls for that inode until the PFS creates a new vnode-inode binding for this same object as a result of a `vn_lookup` or `vfs_vget` call.

The OSI structure

The second parameter of every call from the LFS to the PFS is the address of the operating system interface (OSI) structure. This structure contains information that is used by the OSI_operations and MVS-specific information that needs to be passed between the LFS and the PFS. It is mapped by the OSI typedef in [Appendix D, “Interface structures for C language servers and clients,”](#) on page 461. The fields are described as follows:

Field

Description

[Wait-post fields](#)

token

Wait-post token. Set by `osi_wait` when it is called to set up for a wait. This token is the input to `osi_post` when it is called to wake up the current thread.

ecb

Address of an event control block (ECB). Set by `osi_wait` when it is called to set up for a wait. This is the ECB that is used by `osi_wait` when it is called to suspend. A program that cannot call `osi_post` can use this ECB with an MVS cross-memory post to wake up the current thread. However, using the MVS cross-memory post for this ECB can result in a system integrity problem.

ascb

Address of the address space control block (ASCB). Set by `osi_wait` when it is called to set up for a wait. This ASCB address is used, along with the ECB, for an MVS cross-memory post.

SMF accounting fields

diribc

Directory I/O block count that occurred on this operation.

readibc

Read I/O block count that occurred on this operation.

writeibc

Write I/O block count that occurred on this operation.

bytesrd

The number of bytes that were read on this operation.

byteswr

The number of bytes that were written on this operation.

Miscellaneous fields

rtokptr

Address of the recovery token area. The recovery token area is set and cleared by the PFS on each operation, to provide for abnormal end and end-of-memory recovery. Refer to [“Recovery considerations”](#) on page 24 for details.

workarea

Address of a work area for use by the PFS. This area can be used for the dynamic, or automatic, storage necessary to run the current operation. This can save the PFS the overhead of obtaining and freeing stack storage on every call. The workarea is on a doubleword boundary.

workarealen

Length of the workarea. The workarea length is 3KB. This allows 2KB for routines that call the SAF `Chk_Owner_Two_Files` routine or the `osi_uimove` service, each of which requires that a 2-KB work area be passed. The other SAF security routines require a 1-KB work area.

pid

The current thread's process ID (PID). This is the input to `osi_signal` if it is called to send a signal to the current thread's process.

pfsid

A PFS identifier that is used with `osi_sleep` and `osi_wakeup`.

attr

Address of an output file attribute buffer. Whenever this field is nonzero, the PFS should build and return a standard attribute structure for the file operated on at the end of the current operation. This is the same attribute structure that would be returned by `vn_getattr`.

The buffer is preset with an attribute structure header that contains the available length of the buffer.

Because this buffer may be the same area as an input attribute structure, it should not be modified until the very end of the current operation.

If the PFS does not return the file's attributes when asked, the LFS invokes `vn_getattr` to get them. This results in poorer performance for files that are supported by this PFS.

fsp

Address of an output File Security Packet (FSP). Whenever this field is nonzero, the PFS should return an fsp structure for the file operated on. This is the same fsp structure that would be returned by `vn_getattr`.

If the PFS does not return the file's FSP when asked, the LFS builds one. For a description of the FSP, refer to [“Security responsibilities and considerations” on page 12](#).

remount

A flag that indicates that the current operation is running during a remount (that is, during UNMOUNT with the REMOUNT option).

NotSigReg

Indicates that the calling process is not registered for signals and so should not be sent any.

Waiting and posting

OSI_Operations are provided to the PFS to wait for internal events and to post the waiting thread when the event occurs.

Three important reasons for using the OSI wait and post services rather than native MVS WAIT and POST are:

- The OSI services allow signals to interrupt a wait.
- Users are not left hanging if z/OS UNIX or the PFS is stopped.
- The PFS is protected from any system integrity exposures that might result from the cross-memory post operation.

There are two kinds of wait, distinguished by whether signals are enabled during the wait:

- The *not signal-enabled waits* are used to wait for internal serialization or other activities that are independent of external forces likely to take a long time. These waits should generally not be used with human interactions. Examples are: waiting for data to be read from disk, or waiting for an available output buffer from a pool that is shared by all users.
- The *signal-enabled waits* usually correspond to the blocking situations that are defined by POSIX, and often involve waiting for an end user to do something. Examples are: waiting for data to be read or written by another independent program, such as a socket session, or reading input from a terminal.

Signals should be enabled when the end user may need to break out of an indefinite wait.

When a signal-enabled wait is entered, all serialization that was obtained by the LFS is dropped before the wait and reobtained after it. This means that other operations may intrude on an otherwise exclusive operation. The PFS must take this into account if it uses signal-enabled waits. This does not mean that two exclusive operations will actually be running in the PFS for the same vnode-inode at the same time, but that a second operation may run while the first is blocked. When the first is resumed there may have been state changes made by the second. For writes on stream sockets, the default socket option of exclusive write will prevent the dropping of LFS serialization during signal-enabled waits.

The WAITX option also allows LFS serialization to be dropped around the wait, independent of whether signals are enabled. See the [“LFS-PFS control block serialization” on page 23](#) for details on LFS serialization.

As a consequence of dropping LFS serialization, it is possible for a file system to be unmounted, with the IMMEDIATE or FORCE operands, while a task is waiting. If this happens, the wait service returns with an OSI_UNMOUNTED return code when it is posted, and the PFS must cancel the rest of the operation and return to the LFS with some care. Because it is expected that `vfs_umount` will have cleaned up all file-system-related resources, the current operation may have to avoid references to internal file system structures that are freed by `vfs_umount`.

Waits that are signal-enabled or that request the LFS to drop its serialization cannot be used on some vnode and VFS operations. The implementation notes for those operations state this.

The OSI sleep and wakeup functions are similar to wait and post, with these advantages:

- `Osi_sleep`
 - Does not require a separate setup call
 - Associates a `Resource_id` and `Pfs_id` with the sleeping thread
- `Osi_wakeup`
 - Wakes up all threads that match `Resource_id` and `Pfs_id`

Implementation details

The implementation details are as follows. The PFS implementation for waiting and posting involves the steps described in this section. There are two threads involved: the waiting thread and the posting thread.

1. The waiting thread is running on behalf of some VFS or vnode operation when it must wait for an event to occur. It calls `osi_wait` to set up for the wait, performs internal coordination to schedule the eventual wakeup, and calls `osi_wait` again to actually suspend the thread.
2. The posting thread may be an independent PFS task, or it may be running on behalf of some other user's VFS or vnode operation. It determines that a thread is waiting for the resource it is dealing with, and calls `osi_post` to wake that thread up.
3. When the waiting thread wakes up, it checks the return code from `osi_wait` and reacts accordingly.

This table lists the PFS implementation for the waiting thread.	
Waiting thread	Posting thread
<ul style="list-style-type: none"> • Determine that a wait is necessary. <pre>osi_wait(OSI_SETUPSIG, OSI, RC)</pre> <ul style="list-style-type: none"> • Create an internal wait structure that is used by the posting thread to recognize that the waiting thread is waiting. • Save the <code>osi_token</code> in this structure. • Chain the wait structure where the posting thread will find it. <pre>osi_wait(OSI_SUSPEND, OSI, RC)</pre>	(None)
(None)	<ul style="list-style-type: none"> • When an event occurs, scan the wait structures to see if anyone is waiting for this event. Unchain and free the wait structure. <pre>osi_post(saved_token, RC)</pre> <ul style="list-style-type: none"> • If the return code is not zero, the waiting thread did not get this post and you may need to go on to the next waiting thread.

This table lists the PFS implementation for the waiting thread. (<i>continued</i>)	
Waiting thread	Posting thread
<ul style="list-style-type: none"> • Select on return code: <ul style="list-style-type: none"> – When (OSI_POSTED): proceed with what you were going to do. – When (OSI_SIGNALRCV): a signal has arrived (when using SETUPSIG rather than SETUP). Back out of this operation and return EINTR. – Otherwise: an abnormal end or unexpected error occurred. Back out of this operation and return EMVSERR. – End 	(None)

Note:

1. This example assumes that the PFS has its own serialization around the chaining and unchaining of the wait structure.
2. A variation of the steps in this table would be to unchain and free the wait structure on the waiting thread. In this case, the posting thread marks the structure as "posted" so that another event occurrence cannot result in the same structure's being used again. Recovery is more complicated with this approach, though.
3. One also has to consider abnormal ends while waiting—for instance, the user might be canceled. In that case, control does not return to the code after the `osi_wait`. If the PFS supports `vn_recovery`, or has an ESTAE or FRR active, it gets control there and the situation can be handled as when a signal is received.
4. For abnormal ends and any return code other than `OSI_POSTED`, additional serialization between the waiting thread and the posting thread is necessary. In these cases the waiting thread is ending before, or even while, the posting thread is trying to wake it up.

This is why it is important to save a copy of the `osi_token` from the waiting thread's OSI, rather than just the address of the waiting thread's OSI. The waiting thread's OSI storage could be gone by the time the posting thread tries to refer to it.
5. Another consideration is user address space end-of-memory, which abnormally terminates the waiting thread without activating any ESTAE or FRR. In this case, the LFS uses the OSI recovery token to invoke `vfs_recovery`, which gives the PFS a chance to clean up.

LFS-PFS control block serialization

The LFS serializes use of the vnode-inode pair for each vnode operation. Writing of file data is done under an exclusive latch. Reading of file data is also done under an exclusive latch, unless shared read support has been indicated by the PFS for the file, and the read is via `vn_rdwr` or `vn_readwritev`. Shared read can be indicated in the OSI by the PFS upon return from `vn_open`, `vn_close`, `vn_rdwr`, `vn_readwritev`, `vn_setattr`, and `vn_trunc`.

Other read operations, such as `vn_readdir`, are done under a shared latch.

In particular, to optimize the performance of pathname resolution, only a shared latch is held on the directory that is involved in a `vn_lookup` operation.

Recommendation: Read operations that are done under a shared latch may require the PFS to update some structures; for example, to mark the access time of a file for update. The PFS is responsible for any additional serialization that is required to maintain integrity of its structures when functions are called with a shared or an exclusive latch. Often the compare and swap instruction is sufficient for this additional serialization. In order to avoid contention problems, the cross-memory local lock (CML) should not be used.

For the operations that refer to more than one vnode (`vn_remove`, `vn_rmdir`, `vn_link`, and `vn_rename`), exclusive latches are held on all the vnodes that are involved in the operation. This includes vnodes that are not explicitly passed on the interface, such as the file that is being unlinked on `vn_remove`.

When the PFS enters a signal-enabled wait, or when the `WAITX` option has been used to drop serialization around the wait, all vnode and file system latches are released before the wait and re-obtained after it. This means that other operations may be invoked from another thread for a given vnode during an exclusive operation that enters a signal-enabled wait, although there would not be two operations running at the same time, because the blocked thread re-obtains exclusive access when it wakes up.

Note: While any operation is active, the PFS never receives a `vn_inactive` call for that vnode, even if the latches are released. In cases of `vn_open` or `vn_close` processing, the LFS does not allow a close against the last active file descriptor while another thread has any operation in progress against it.

Refer to the individual operations for the level of serialization that is provided for each call.

The serialization that is provided can be changed by the PFS when the `osi_getvnode` service is called to create a vnode. The PFS can specify that no LFS latching be performed. If no LFS latching is specified, all discussions in this topic about latches held on vnodes do not apply. Other LFS latches are unaffected; `sigwait` and `waitx` should still be used to drop other latches, where necessary.

Recovery considerations

Some recovery situations must be handled by the PFS.

PFS task or address space termination

As discussed in [“Considerations for stopping a PFS” on page 10](#), if the `PFS_Init` task terminates for any reason, the LFS terminates the PFS and restarts it based on the current setting of the restart option byte. If the PFS is started in a colony address space and that address space terminates, the `PFS_Init` task is also terminated by MVS.

User process and thread termination

Two possible situations are discussed: when the process or thread is between calls to the PFS, and when it is running in the PFS code during a PFS interface operation.

In general, when a user process terminates normally or abnormally, the LFS closes all active file descriptors. There is nothing special about these close operations. The PFS receives a normal `vn_close` if all file descriptors for an open file reference happen to be closed. If forked children have not closed their inherited file descriptors, the PFS does not receive a `vn_close` and might never know that the user process terminated.

Individual user requests are run on dubbed tasks, but POSIX semantics assign file resources to the process. Consequently, if a user task terminates between calls to the PFS, and its process does not also terminate, the PFS is not notified.

When a VFS server address space terminates, all of its vnode tokens are released and files that were opened for the server are closed. If a reference count for a vnode goes to zero, that vnode is deactivated. If this happens to remove all references to a vnode, that vnode is deactivated after a delay interval. The PFS does not receive any special notification.

PFS abnormal ends

If the user address space or task terminates while actually running in the PFS code for a PFS interface operation, or if the PFS code itself fails, an MVS abnormal end is generated for each affected task. The MVS system then usually runs the FRR and ESTAE recovery exits.

- If the PFS does not have recovery established, the `vn_recovery` operation is available to allow the PFS to run its recovery processing as an exit from the LFS's ESTAE. See the description of `vn_recovery` and `vfs_recovery` that follows this list.
- If the PFS needs its own special recovery, it must establish an FRR or ESTAE on each entry from the LFS.
- If task-level recovery is bypassed by MVS, the end-of-memory (EOM) resource manager established by z/OS UNIX is run. It ensures that the PFS has a last chance to clean up by calling `vfs_recovery`. See the next topic on `vn_recovery` and `vfs_recovery`.

`vn_recovery` and `vfs_recovery`

are called to permit a PFS to recover resources when a user request ends abnormally, or when the user's address space enters EOM processing while a request to that PFS is active. This works as follows:

1. On every VFS and vnode operation, the LFS makes an 8-byte recovery area available to the PFS. This field is in the PFS's primary address space, not in the user's address space. Its address is in the OSI.
2. The PFS should set this field soon after entry, or when it has resources that need protection. The field is used for recovery information, or for the address of a recovery structure that is not in the user's address space.
3. The PFS clears the field on exit. The LFS also clears the field as soon as the PFS returns, as it has meaning only during a call, and presumably the area it points to is no longer valid. The PFS should clear the field so that it cannot be invoked with bad data if the user is canceled after the PFS has returned, but before the LFS can zero out the field.
4. If an abnormal end occurs and the LFS ESTAE routine finds this area to be nonzero, the area is passed to the PFS with a call to `vn_recovery` and cleared after this call.

See [“`vn_recovery` — Recover resources after an abend”](#) on page 188 for more details.

5. If the EOM resource manager for a user address space finds this area to be nonzero, the area is passed to the PFS with a call to `vfs_recovery`. This can happen only for an abnormal end that bypasses normal ESTAE processing, or when an address space is canceled during ESTAE processing.

See [“`vfs_recovery` — Recover resources at end-of-memory”](#) on page 94 for more details.

6. The PFS uses the information that is stored in the area during `vn_recovery` or `vfs_recovery` to clean up whatever was in progress at the time of the interruption.

The PFS can establish its own MVS dynamic resource managers if it must perform special recovery for a user or z/OS UNIX task or address space termination. This is not recommended, however, because severe performance degradation occurs if these resource managers have to be set up and removed on every operation.

Terminating the associated separate address space of the PFS

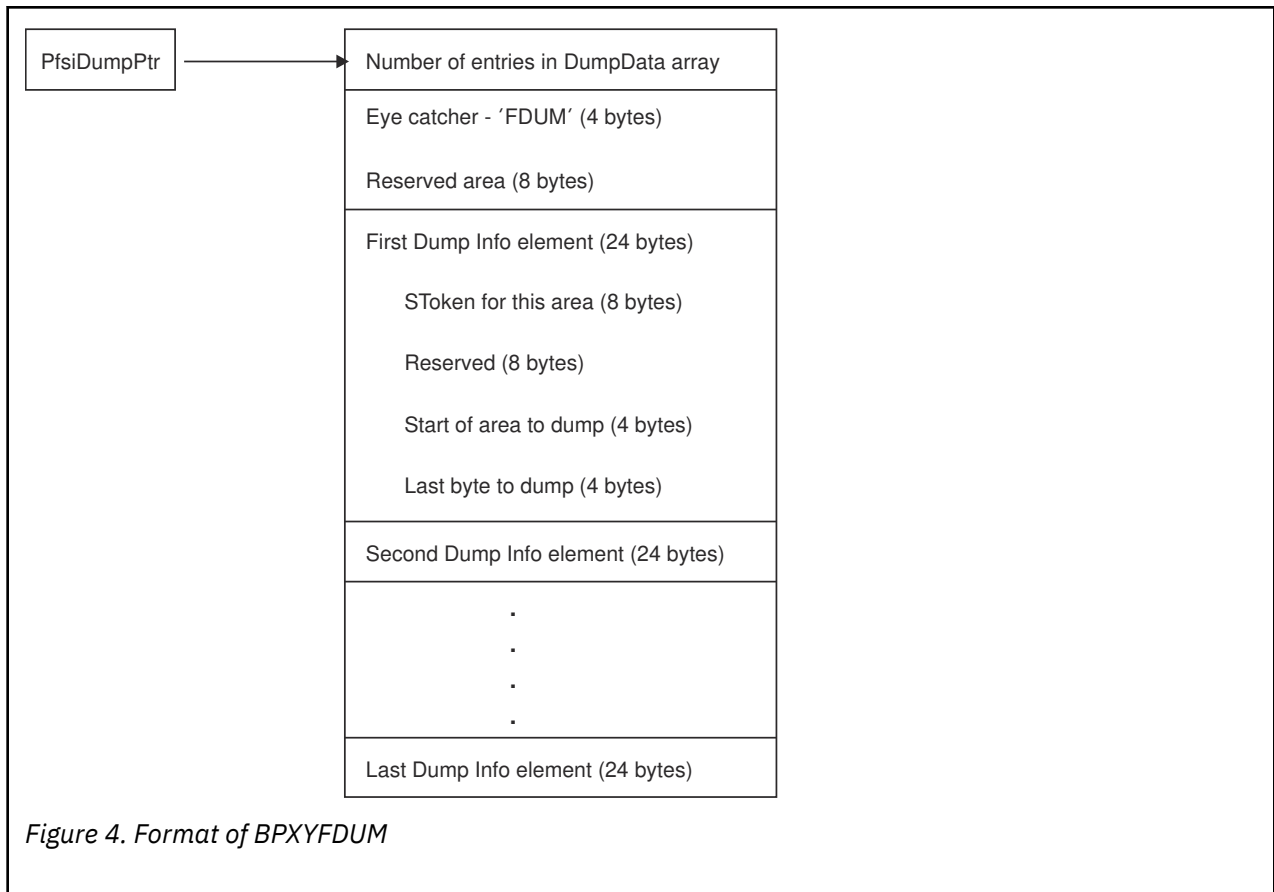
If a PFS communicates with a separate address space, that is, one unknown to z/OS UNIX, and waits for replies from that address space, users could be left waiting forever if that address space abnormally terminates while it has outstanding responsibilities to post user threads. Usually, the PFS has to remember all users that are waiting in this situation and post them from a recovery resource manager of the separate address space. This can involve extra serialization and overhead during mainline operations.

If, however, the separate address space registers with the `v_reg()` function, specifying the PFS that is dependent on it, and uses `osi_wait` and `osi_post`, the system remembers this information in a task-related area that does not require additional serialization or overhead during mainline operations. When the separate address space terminates, the system scans through all users looking for those in a potential wait for this address space and posts them. Thus the extra overhead is incurred only when the separate address space terminates.

Dumping LFS data

Information that can be used by the PFS to add LFS data areas to dumps taken by the PFS is passed at initialization. `Pfsi_dumpptr` contains the address of an array of elements, mapped by BPXYFDUM, as

shown in the following figure. These can be used to construct entries in a LISTD-type list passed to SDUMPX.



PFS interface: File PFS protocols

Mounting file systems

Mountable file systems are subsets of the file hierarchy that are added and deleted by mount and unmount. Each has its own root and hierarchical directory structure. One such file system serves as the root of the whole file hierarchy, and mounts are done upon the directories of other mounted file systems.

A mount can be issued from the BPXPRMxx parmlib member that is used with the start of z/OS UNIX, by a user through ISHELL, by the TSO/E MOUNT command, by automount, or by a program by using the `mount()` function. The latter function is restricted to users with appropriate privileges.

Following is the syntax of a MOUNT statement, showing the parameters that are important to this discussion:

```
MOUNT FILESYSTEM(file_system_name) or DDNAME(ddname)
      TYPE(file_system_type)
      MOUNTPOINT(pathname)
      MODE(READ | RDWR)
      PARM(parameter_string)
      SETUID | NOSETUID
```

where:

- **FILESYSTEM** specifies a 1-to-44-character name, blank padded, by which this file system is to be known. It must be unique among previously mounted file systems. This is also used by some physical file systems as an MVS data set name.

- DDNAME specifies the ddname on an ALLOCATE that is issued from the OMVS cataloged procedure. This is an alternative to the FILESYSTEM parameter for mounts that are issued from the parmlib member only. The real data set name becomes the mounted file system's name.
- TYPE identifies the PFS that supports this mounted file system. This operand must match the TYPE operand that is used on the FILESYSTYPE statement that defined the PFS.
- MOUNTPOINT specifies the path name of the mount point directory within the file hierarchy where this file system is to be mounted. This item is passed to the PFS, but only for informational purposes.
- MODE specifies the type of access that the issuer of MOUNT has to this file system. READ is specified for read-only access, and RDWR is specified for read/write access.

The LFS enforces this parameter to prevent operations such as writing and creating files. The PFS must ensure that it does not update access times for read operations, or otherwise change file systems that are mounted read-only.

- PARM specifies a PFS-defined parameter text string. It can contain any value and be up to 1024 bytes long. The meaning of this text string is defined by the individual PFS, and the text is passed to the PFS for it to interpret and process.
- SETUID | NOSETUID specifies whether the SETUID and SETGID mode bits on executables in this file system are to be respected. This is enforced by z/OS UNIX; the information is passed to the PFS for informational purposes only.

For more information about the MOUNT command, see [MOUNT - Logically mount a file system in z/OS UNIX System Services Command Reference](#).

The parameters are passed to the PFS on the vfs_mount operation. The FILESYSTEM or PARM values are used by the PFS to identify the file system object that is being mounted.

During vfs_mount the PFS is expected to:

1. Ready the file system for all later processing.
2. Save the device number that was assigned to this file system so that it can be output on vn_getattr for any file within this file system. This number corresponds to the st_dev value of POSIX.
3. Set output fields, as appropriate, in the MTAB.
4. Create an inode that represents the root of the file system.
5. Call osi_getvnode to create a vnode. The returned vnode token is saved in the inode.
6. Return the vnode token of the root to the LFS.
7. Return an 8-byte token that is saved by the LFS and used on all subsequent VFS and vnode operations for this file system. This token is typically the address of the mount block of the PFS. Its use is optional.

Porting note

This differs from some implementations in that vfs_root is not used to extract the vnode of the root of a just-mounted file system.

The root vnode is never explicitly deactivated. If this file system is unmounted, the vfs_umount operation implies vn_inactive for the root vnode-inode pair.

The PFS cannot use a signal-enabled wait or WAITX during MOUNT.

The LFS does not permit two mounts on a single MVS image with the same file system name. If the PFS identifies its mounted objects through the PARM parameter or by some other means, the PFS must permit or reject attempts to mount the same object more than once. If the mounted file system is on DASD, DASD file sharing must be taken into account. If the file system object is on or is using a resource that is shared by multiple systems, the PFS is responsible for managing or denying shared access.

The ROOT statement defines the system root. It is valid only from the parmlib member, and it has the same parameters as MOUNT, except that a MOUNTPOINT is not specified.

Asynchronous mounting

The PFS may choose to complete mounting the file system asynchronously. Because latches are held by the LFS during execution of `vfs_mount`, it is desirable to perform the mount asynchronously if it cannot be completed immediately (perhaps because of the need to communicate with another system).

Asynchronous mount processing follows this sequence:

1. The `vfs_mount` service is called by the LFS as part of the mount processing described in [“Mounting file systems”](#) on page 26.
 - If the PFS decides to complete the mount asynchronously, it must indicate this to the LFS with the `AsynchMount` flag in the MTAB before returning to the LFS.
 - If the `SynchOnly` flag in the MTAB is set on, the mount must be completed synchronously. The PFS must either complete it synchronously or reject it, returning `EINVAL`.
2. When the PFS has completed its asynchronous processing, it calls `osi_mountstatus` to indicate to the LFS that the mount can now be completed.
3. The LFS then calls `vfs_mount` a second time, from within the OMVS address space. On the second call, `AsynchMount` in the MTAB is turned on so that the PFS can identify this as the second mount.

The PFS completes the mount actions described in this topic.

After the PFS returns to the LFS from the first call to `vfs_mount`, the LFS may call any `vfs_` operation. In particular, the PFS must be prepared to process `vfs_unmount` and `vfs_statfs`. If the PFS can determine the file attributes on the first call, it can create and return the root vnode on that call. Otherwise, it defers this until the second call. If a vnode is returned on the first call and also on the second call, it must be the same vnode each time. If the mount operation fails during the asynchronous phase, the PFS calls `osi_mountstatus` and reports the failure on the second `vfs_mount` call.

Serialization

During each `vfs_mount`, the PFS has exclusive access to the file system that is being mounted, and no access is allowed until the second `vfs_mount` has completed.

Resolving pathnames

LFS processing

Pathname resolution starts from the user's root or working directory. The LFS looks up the first component of the pathname in that directory. This often yields another directory, and the LFS looks up the second component of the name in this new directory. The LFS looks up each successive component of the name in the directory that was returned from the previous lookup, until the end of the pathname is reached.

When the LFS encounters a directory that is a mount point, it switches to the root directory of the file system that was mounted there. The next lookup is done in the mounted file system's root directory, rather than in the directory that was returned from the previous lookup. This is called crossing mount points; it is because of these mount points that pathname resolution has to be done one component at a time.

PFS processing

Resolving path names and identifying mount points is a function of the LFS. Except for the individual `vn_lookup` operations that are invoked, the PFS is not involved.

Unmounting file systems

A user can issue an unmount through ISHELL, the TSO/E UNMOUNT command, automount, or a program that is written to use the `unmount()` function. This function is restricted to users with appropriate privileges.

Here is the syntax of the TSO/E UNMOUNT command, showing the parameters that are important to this discussion:

```
UNMOUNT FILESYSTEM(file_system_name)
        NORMAL | DRAIN | RESET | IMMEDIATE | FORCE | REMOUNT(RDWR | READ | SAMEMODE)
```

where:

- FILESYSTEM specifies the name that was used when the file system was mounted.
- NORMAL | DRAIN | RESET | IMMEDIATE | FORCE | REMOUNT(RDWR | READ) specifies the type of unmount to perform.

LFS processing

- NORMAL. The LFS checks to make sure no user is using any of the files in the file system that is to be unmounted, and passes the request to the PFS via `vfs_umount`. If files in this file system are being accessed, the LFS rejects the unmount request.
- DRAIN. The LFS checks to make sure that no user is accessing any of the files in the file system that is to be unmounted, and passes the request to the PFS via `vfs_umount`. If files in this file system are being accessed, the LFS waits until all activity has ceased, and then passes the request to the PFS.
- RESET. The LFS cancels a previous unmount drain request. The file system goes back to the normal mounted state.
- IMMEDIATE. The LFS stops further user access to the file system that is being unmounted. Any attempt to access files in this file system receives an error return code. The LFS then passes the request to the PFS via `vfs_umount`.

UNMOUNT with IMMEDIATE can be used to override a previous UNMOUNT DRAIN request for a file system.

- FORCE. The LFS stops further user access to the file system that is being unmounted. Any attempt to access files in this file system receives an error return code. The LFS passes the request to the PFS via `vfs_umount`.

UNMOUNT with FORCE can be used to unmount a file system even if I/O errors are being received from the underlying device.

An IMMEDIATE unmount request must be issued before a FORCE unmount can be requested.

- REMOUNT. The LFS handles this like an IMMEDIATE unmount followed by a mount. User access is suspended while the operations are in progress. `vfs_vget` is used to establish the vnode/inode bindings so that the remount is not disruptive to the users.

PFS processing

1. The PFS processes requests for UNMOUNT with the NORMAL, IMMEDIATE, and FORCE options as follows:

- NORMAL. Synchronizes all data buffers to disk (if appropriate for this PFS). This saves all data changes to files in the file system that is being unmounted. If an I/O error occurs during this activity, the unmount request fails.
- IMMEDIATE. Synchronizes all data buffers to disk (if appropriate for this PFS). If an I/O error occurs during this activity, the unmount request fails.
- FORCE. Synchronizes all data buffers to disk (if appropriate for this PFS). If an I/O error occurs during this activity, the unmount proceeds anyway and data is lost.

The difference between NORMAL and IMMEDIATE is whether the PFS is likely to find itself with any active inodes other than the one belonging to the root. The difference between IMMEDIATE and FORCE is whether the PFS continues if it encounters an I/O error while trying to synchronize data during the unmount.

2. The PFS frees any inodes that are still active, including the root inode, which is never explicitly inactivated.

3. The PFS reverses the `vfs_mount` and returns the file system to unready status.

Serialization

The whole file system is serialized under an exclusive latch at the time `vfs_umount` is called. No other vnode or VFS operations are running, although some may be in the PFS in a blocked state. See [“LFS-PFS control block serialization” on page 23](#) for more about serialization and blocking.

Creating, referring to, and inactivating file vnodes

The PFS creates vnodes by calling `osi_getvnode`, which is one of the OSI services in the OSIT vector table that is passed to the PFS during its initialization. The output of `osi_getvnode` is actually an 8-byte vnode token, but for the purposes of this discussion the vnode and the vnode token are the same, and the term *vnode* is used for both.

The first vnode for a mounted file system is created during `vfs_mount` processing. At this time, the PFS must create a vnode-inode pair to represent the root of the mounted file system and return the vnode token of the root. The LFS never inactivates this first vnode; it is cleaned up as part of `vfs_umount` processing.

Subsequent vnodes within a mounted file system are created by calls to `vn_lookup`, `vn_create`, `vn_mkdir`, or `vfs_vget`. The first three of these routines are passed a previously obtained directory vnode, represented by a token structure, and the name of a file within that directory to find or create.

The `vfs_vget` operation also generates vnodes directly from the file identifier (FID) of a file within a given file system. See [“Exporting files to a VFS server” on page 43](#).

During `vn_lookup` the PFS must:

1. Look up the file name in the directory. If the name is not found, `vn_lookup` fails.
2. Find or create an inode that represents the named file. This may involve reading the file's control information from a disk when the file has not been referred to for a while.
3. For a new inode or one without a vnode (depending on PFS design), call `osi_getvnode` to create a vnode. The PFS's file token is passed to `osi_getvnode` to be saved in the vnode, and the returned vnode token is saved by the PFS in the inode.
4. Return the vnode token from the inode that represents the named file in the specified directory. The file may itself be another directory.

The creation operations of `vn_create` and `vn_mkdir` follow a similar flow. See [“Creating files” on page 31](#) for more information. They are also invoked with a directory vnode and a name, but in these cases the file itself is created if it does not exist. `vn_lookup` may create an inode, but it does not create the file.

The vnode is generally used in subsequent operations, such as `vn_rdwr` for a file or `vn_lookup` and `vn_create` for a directory. A directory vnode may become a mount point, the current root, or the working directory of POSIX processes. None of these references to the vnode involve any processing by the PFS.

Eventually the vnode falls out of use. After all opens have been closed and all other references to the vnode have been released, the LFS marks the vnode for inactivation. If the vnode is not referred to again for some time after it is marked for inactivation, the LFS invokes `vn_inactive`, or `vfs_inactive` if the PFS supports batch inactive and frees the vnode. The same functions are performed by `vfs_inactive` and `vn_inactive`; `vfs_inactive` requires only one call to the PFS to perform these functions for multiple vnodes.

During `vn_inactive` the PFS must:

1. Disassociate the inode from the vnode.
2. Perform any requested inode cleanup.

If the inode's link count is zero, it must be deleted; otherwise it is just deactivated and can be reactivated with `vn_lookup`.

After the call to `vn_inactive`, or `vfs_inactive` for multiple vnodes, LFS frees the vnode, unless the PFS reports a problem via a bad return code from the operation.

Porting note

The PFS does not free the vnode. This is a change from some implementations.

In cases in which a file is repeatedly opened and closed by a single process, the deactivation delay helps to avoid the cost of reconstructing the vnode-inode relationship, and whatever other overhead is incurred by a PFS in reactivating a file. In these cases, file caching is done by the LFS and need not be done by the PFS.

Serialization

The `vn_lookup` service is called with a shared latch held on the directory being searched. The `vn_inactive` service is called with an exclusive latch on the whole file system that the object belongs to.

The serialization of `vn_inactive` ensures that no operations are running that could possibly find, or attempt to create, the inode that is being processed by `vn_inactive`. This is because an exclusive latch is held on the inode's file system during `vn_inactive` and the LFS does not allow links across file systems, therefore no parent directory of the object that is being inactivated can be referred to while the PFS is trying to inactivate the object.

The PFS must serialize the creation of its own inodes, to ensure that a single file does not have two or more inodes. This is because the same file object may be looked up or created by more than one process concurrently. The PFS must atomically create the vnode-inode pair and associate the inode with the file object, either through a global latch or with a Compare and Swap algorithm.

To help with a Compare and Swap algorithm, a Return an Unused Vnode option is provided on `osi_getvnode` so that the Compare and Swap loser can free the vnode it had acquired. The vnode obtained from `osi_getvnode` does not represent anything until the PFS returns it to the LFS from this or another concurrent operation. The instant that the PFS associates a vnode-inode pair with an object, any `vn_lookup` for the same object that is running on another process must find this same vnode-inode pair.

Creating files

File hierarchy objects are created with the `vn_create`, `vn_mkdir`, and `vn_symlink` calls.

The interface for all these operations includes:

- The object's parent directory vnode, as a token structure
- The object's name, as a character string
- An ATTR structure

For serialization, an exclusive latch is held on the parent directory vnode.

PFS processing

During these operations the PFS must:

1. Fail the operation if the object already exists. That is, if the name is already in the directory.
2. Otherwise, create the object and add an entry to the parent directory.

A unique nonzero inode number that corresponds to the `st_ino` value of POSIX must be assigned to this object. This value only has to be unique within this file system and at this time. It may be reused after the object is deleted. For additional information about reusing file identifiers, see [“Exporting files to a VFS server” on page 43](#).

A directory object should be initialized by the PFS with the `"."` and `".."` entries. For a root, `".."` refers to itself, but for any other directory `".."` refers to its parent directory. These entries are not strictly required by POSIX.

3. Store at least the file's type, major number, and minor number from the passed ATTR structure with the stored attributes of the file. Whenever `osi_getvnode` is called, the PFS must construct and pass an ATTR structure, as would be returned by `vn_getattr`, so that the vnode can be built properly.
4. Call SAF to create the FSP. The user credentials and ATTR mode bits from the interface and the FSP of the parent directory are passed to SAF, so that it can construct the FSP and do any auditing that is necessary. See [“Security responsibilities and considerations” on page 12](#).
5. Store the FSP with the rest of the attributes of the file.
6. For `vn_create` and `vn_mkdir`, build an inode-vnode pair, as it would for a `vn_lookup` of this object, and return the corresponding vnode token.

The PFS is responsible for link counts, which must be initialized here. The link count of an object is the number of directory entries within the file system that point to the object. It is reported to a caller via `vn_getattr`, and changed by `vn_link`, `vn_remove`, `vn_rmdir`, and `vn_rename`.

Special consideration must be made for the `"."` and `".."` entries when creating directories. `"."` implies that a directory's initial link count would be two. `".."` implies that a directory's parent directory's link count has to be incremented when the child directory is created and decremented when it is deleted.

`vn_link` creates a new node in the file hierarchy, but it does not create a new object.

The LFS does not allow the creation of links (`vn_link`) to a directory.

Deleting files

File hierarchy objects are deleted with the `vn_remove`, `vn_rmdir`, and `vn_rename` calls. The `vn_rename` function causes the deletion of the `new_name` file when it exists.

The interface for all these operations includes the object's:

- Parent directory vnode, as a token structure
- Name, as a character string
- PFS file token

For serialization, an exclusive latch is obtained for the parent directory vnode and the object's vnode. For `vn_rename`, an exclusive latch is held on both parent directories, the old object vnode, and the new object vnode, if it exists.

PFS processing

During these operations the PFS must:

1. Call SAF's Check Access service to verify that the caller has write permission to the parent directory. If the sticky bit (`S_ISVTX`) is on in the parent directory's mode, the PFS must call SAF's Check2Owners service to verify that the caller is allowed to delete or rename the object.
2. Remove the directory entry for the named object, and update the Change and Modification times for the directory.
3. Decrement the link count in the object whose name was removed.

If a directory is being removed, it must be empty except for the `"."` and `".."` entries. The parent's link count is also decremented to account for the `".."` entry in the removed directory.

4. If the object's link count goes to zero, the object itself is deleted later during `vn_inactive`, but the deletion is recorded for audit purposes now.

If the object is a regular file that is not open, the space used by its data must be released now. If a regular file is still open, its data is deleted on the last `vn_close`. This behavior is required by POSIX.

A POSIX-conforming PFS should set the `immeddel` flag in the PFSI during initialization to let the LFS know that this requirement is in force. Otherwise, the LFS must issue `vn_getattr` and `vn_trunc` during `unlink()` and `close()` in order to check the link count and free regular file data.

5. While an inode's link count and open count both are zero, the PFS may reject subsequent operations, except for `vn_readdir`, which would return no entries, and `vn_inactive`.

Opening and closing files and first references to files

POSIX programs read and write files or read directories within an open-close bracket, whereas VFS servers do this directly from the vnodes that they have looked up or created.

The LFS inserts a single open-close bracket around the operations that are issued by a VFS server against regular files. Operations that affect a file's attributes or read a directory may or may not be preceded by an open, and a PFS has to be prepared for either case. In particular, a file's size may be changed with the `truncate()` function, which results in a call to `vn_setattr` without a preceding `vn_open`.

The PFS must perform two main functions to support reading and writing, both of which tend to be done only once:

1. Physically prepare to do the I/O. This may involve getting buffers ready or using lower-layer protocols for a device or access method.
2. Perform access checking.

Note that for performance reasons, the fewest number of access checks possible should be done when a particular end user accesses a particular file.

For serialization, both `vn_open` and `vn_close` are invoked under an exclusive vnode latch.

The PFS is expected to do the following:

- During `vn_open`:
 1. Perform access checks. This must be done here for POSIX users.
 2. Prepare for I/O, if necessary.
 3. Increment an open counter in the inode for regular files.
- During reading or writing:

Perform access checks, if the Check Access bit is on in the UIO.
- During `vn_close`:
 1. Perform any I/O that is necessary, instead of deferring it to the `vn_inactive` call. Examples include saving the contents of data buffers to disk and updating access times. This allows I/O to be charged back to the end user, whereas I/O that is done during `vn_inactive` is charged to z/OS UNIX.
 2. Decrement the inode's open counter for regular files. If this goes to zero and the file's link count is zero, the file's data blocks are deleted and their space is reclaimed before the return from `vn_close`.

A PFS that reclaims space on the last `vn_close` of a deleted file should set the `immeddel` bit in the PFSI during initialization, for best performance. Otherwise, the LFS issues `vn_trunc` unnecessarily.
 3. Perform the minimum amount of other cleanup. It is better to defer cleanup to `vn_inactive` processing. Even if no one is still referring to a file, which would not be apparent to the PFS, performance is better if the PFS allows LFS file caching to reuse a closed file with minimal overhead.
- During `vn_inactive`, or `vfs_inactive` if the PFS supports batch inactive:

Perform final cleanup for the file or directory inode. This operation runs on a z/OS UNIX system task with the containing file system locked, so the PFS should accomplish this cleanup as quickly as possible. Avoid waits and I/O during this cleanup processing.

If this process is followed, the access credentials of POSIX users are checked only during their `open()` call. A VFS server that maintains state information requests access checking for the first reference by a particular end user to a particular file, but not for subsequent references. A VFS server without this state knowledge must pay the price of access checks on every reference.

The LFS builds and manages the file descriptors that are used by POSIX programs.

The `vn_open-vn_close` pair has the following characteristics:

- There may be many vn_opens issued for the same file or directory, and any number may be outstanding at a given time.
- The LFS may share a single vn_open with many users, because of forking or VFS server usage. This sharing is not apparent, nor is it of concern, to the PFS.
- For any vn_open that is seen by the PFS, there is a corresponding vn_close. Because there may be many vn_opens active, getting a vn_close does not mean that the file is in any sense no longer in use. The PFS does not get any indication that a particular vn_close is the "last close", so it needs to maintain an "open counter" to control the deletion of data blocks for removed regular files.
- If the PFS needs to maintain an open context for file operations: an 8-byte Open_token can be returned by the PFS from vn_open and the LFS will pass this token back to the PFS on vnode operations that are invoked from within this open context. See [“PFS Open Context and the Open_token” on page 34](#) for more information.

PFS Open Context and the Open_token

An 8-byte Open_token can be returned by the PFS from vn_open and the LFS will pass this token back to the PFS on the following vnode operations when they are invoked from within this open context:

Vn_rdwr	vn_setattr	vn_fsync
Vn_readdir	vn_getattr	vn_lockctl
Vn_readwritev	vn_trunc	vn_close

The token is passed in the OSI structure in the field `osi_opentoken`. To activate this support, the PFS sets the `pfsi_opentokens` flag as part of its output from PFS initialization.

Note that there will not always be an Open Token passed on all of these vnode operations. For example, there are both pathname and file descriptor forms of syscalls that generate `vn_getattr` or `vn_setattr`, such as `stat()`/`fstat()` and `chmod()`/`fchmod()`. Pathname operations are not within an open context. The read/write operations can be invoked by programs using the VFS Server `v_op` interface. These are not part of an open context. An Open Token is always passed on `vn_close` and `vn_trunc` if one was returned on the corresponding `vn_open`.



Attention: If a file system has a PFS that uses Open_tokens, then that file system cannot be remounted.

Sysplex considerations

If the PFS allows the LFS to share its files in a sysplex Shared File System configuration, the following additional considerations apply to cross-system support:

- If an LFS client system leaves the sysplex, all opens that were done at the LFS owner for users at the lost client are closed. These closes must be correlated by the PFS to the open context to which they belong. The following interface is used to accomplish this:
 - On `vn_open` from the LFS owner to the PFS, the client's sysid will be passed in the `osi_otsysid` field. This is a 1-byte value that the PFS saves within its open context.
 - If the LFS client system leaves the sysplex, the LFS makes one call to `vn_close` for each vnode, and on that call it passes the client's sysid in the `osi_otsysid` field. No other operations run on this vnode at this time.

The PFS should scan through all its open contexts for this file and perform `vn_close` processing for each one that has a matching client sysid. The difference between this type of `vn_close` and a regular `vn_close` that passes a regular Open_token is that the first seven bytes of this Open_token field are zero. The PFS must insure that its Open_tokens use more than just the last byte of the 8-byte token field.

Note: The PFS is also responsible for cleaning up any remaining open contexts on `vn_inact` of a vnode. These open contexts can persist for a long period of time. To avoid accumulating an indeterminate number of orphaned open contexts in the PFS, this `vn_close` is done when an LFS client abnormally terminates.

- If an LFS client system is at an earlier release level where the `Open_token` is not supported, the client does not store or pass back the `Open_token`. Consequently, all vnode operations from the LFS owner to the PFS for this client will pass a 0 for the `Open_token`.

Since the `Open_token` is not usable in this configuration, a flag, `osi_otstateless`, is passed to the PFS on `vn_open` to indicate that this is a "stateless" client, and the PFS does not return an `Open_token` or expect one to be passed to it on future vnode operations. The `osi_otstateless` flag is also set for `vn_closes` from this client.

- If an LFS server system leaves the sysplex, current vnode references at the remaining client systems are broken, and current users receive `RC=EIO` for any future file operations.

To summarize, the following information can be passed to the PFS in the `osi_opentoken` field:

- For `vn_open`:

0

A non-sysplex `open()` or a local `open()` at the LFS owner.

sysid

A remote LFS client open being done at an LFS owner.

sysid & stateless

An open from an LFS client that does not support open tokens is being done at an LFS owner.

- For `vn_close`:

Open_token

A regular `vn_close` when the `Open_token` is available.

sysid

A mass `vn_close` at an LFS owner for all opens from that sysid.

sysid & stateless

A `vn_close` from an LFS client that does not support open tokens is being done at an LFS owner.

Reading from and writing to files

The PFS is responsible for actually moving data that is to be read or written, and for implementing the semantics that are required by the standards supported by z/OS UNIX.

See also [“Opening and closing files and first references to files” on page 33](#).

`vn_rdwr` and `vn_readwritev` are UIO operations, which means that:

- The UIO structure is part of the interface.
- The UIO contains the address, ALET, storage key, and address space ID of the user's buffer or buffers. It has a read/write flag to distinguish direction. For reads, it contains the length of the user's buffer or buffers. For writes, it contains the number of bytes that are to be written.
- The UIO contains the process file size limit for the file. On a write or `writew` request it is the responsibility of the PFS to determine when this limit has been reached or exceeded. When a write or `writew` request is unable to write any data without exceeding the file size limit, the PFS must set the bit in the UIO that indicates that the limit was exceeded, and set the `errno` to `EFBIG`. The PFS must also be aware of one other special value for the file size limit: If both `UIO.u_fssizelimitlw` and `UIO.u_fssizelimitlw` are equal to 0, there is no file size limit set for the process.
- It is the responsibility of the PFS to maintain system integrity while moving data between the address spaces. This means that the `Move With Source Key` and `Move With Destination Key` machine instructions or the `osi_copyin`, `osi_copyout`, and `osi_uiomove` services must be used.
- The caller maintains file positioning for the PFS, and the current file cursor is in the UIO for every operation. This indicates the position from which the read or write is to start.

When the `O_APPEND` flag is set on in the `open` flags parameter for a write operation, the UIO cursor is ignored by the PFS. Writing begins at the end of the file, as it is known by the PFS at the time of the write.

The UIO cursor may reflect the last read/write operation that was seen by the PFS; it may be from a different instance of `vn_open`; or it may have been changed through seek operations that were issued by the user and that are not seen by the PFS.

The PFS modifies the UIO cursor to reflect the file position after the operation.

The UIO cursor area is 8 bytes long, to support large files. It is the responsibility of the PFS to handle file offsets greater than 2^{31} or to reject them. The 8-byte cursor is a doubleword signed binary integer.

During `vn_rdwr` and `vn_readwritev` the PFS must:

1. Do access checking, if the UIO check-access bit is on.
2. Move the data. During `vn_rdwr`, if the UIO real-page bit is on, use the DATOFF services of MVS to move the data. The ability to refer to real pages is indicated by the PFS during its initialization. If this cannot be supported, the LFS supplies an intermediate virtual page buffer.
3. Synchronize the data, if the UIO sync-on-write bit is on, and turn on the sync-done bit to notify the LFS that it was done. Otherwise, the LFS issues `vn_fsync` explicitly and the whole operation takes a little longer.
4. Ensure that the operation does not write beyond the process file size limit. If the starting position is already at or beyond the limit, the PFS must set the limit-exceeded bit in the UIO and return with `EFBIG`. This check is done in the PFS because of the `O_APPEND` case, in which it is much more efficient for the PFS to verify the starting position.
5. Return the number of bytes that were transferred.
6. Modify the UIO cursor to reflect the file position after the operation.

Serialization

The `vn_rdwr` and `vn_readwritev` services are invoked with an exclusive latch for both reads and writes. This is to help the PFS implement the POSIX semantics that require atomic operations and immediate visibility to all other processes.

Reading directories

To optimize directory reading, `vn_readdir` is designed to return as many entries as possible on each call. The C run-time library deblocks the entries for POSIX programs, to provide the sequencing that they expect.

Like `vn_rdwr` and `vn_readwritev`, `vn_readdir` is a UIO operation, but the interpretation of the cursor is different. Cursor technique is described in the next topic. See also [“Opening and closing files and first references to files” on page 33](#).

Serialization

Because the LFS obtains a shared latch for the `vn_readdir` operation, there may be many users reading the same directory at the same time.

The `vn_readdir` output buffer is mapped by the `DIRENT` structure, and its format is defined as follows:

- The buffer contains a variable number of variable-length directory entries. Only full entries are placed in the buffer, up to the buffer size specified, and the number of entries is returned on the interface.
- Each directory entry that is returned in the buffer has the following format:
 1. 2-byte `Entry_length`. This length field includes itself.
 2. 2-byte `Name_length`. This is the length of the following `Member_name` subfield.
 3. `Member_name`. A character field of length `Name_length`. This name is not null-terminated.
 4. File-system-specific data. If `Entry_length` equals `Name_length` plus 4 bytes, this subfield is not present. Whenever this field is present, it must start with the file's inode number, `st_ino`, in 4 bytes.

To be XPG-conforming, the PFS must include the file's inode number.

This subfield is not part of POSIX, but it is passed through to all programs to use or ignore as they wish. A non-standards-conforming program may take advantage of additional information provided by a specific PFS that it knows about.

- The entries should be packed together. The length fields are not aligned on any particular boundary.

An example of an entry for the name *abc* and inode number X'1234' is X'000B 0003 818283 00001234'.

Many applications expect entries for "." and ". ." to be returned. This is not strictly required for standards conformance.

Successive calls to `vn_readdir` for a particular end user must proceed through the directory from the point at which the last one left off. A call does not have to account for activity that occurred "behind" its position in the directory, nor worry about items that may be deleted from "in front" of the current position before it was reached.

The PFS does not directly maintain positioning over successive calls to `vn_readdir`. The 8-byte UIO cursor is used to specify the positioning within the directory.

Not all directories are implemented as simple linear files that hold an array of name entries. Two continuation techniques may be used, and these must both be supported by a PFS. These techniques are the cursor technique and the index technique.:

- With the cursor technique, the cursor that is returned by the PFS in the UIO contains PFS-specific information that locates the next directory entry. The caller is required to preserve the UIO cursor and the entire output buffer from the last `vn_readdir`, and present both of these on the next `vn_readdir`.

The PFS may use the cursor as an offset into a simple linear directory file, ignoring the buffer; or it may use it as an offset into the output buffer of the last entry that was returned. The latter approach can be used by a PFS with a tree-structured directory, where the previous entry name is used as a key to search for the next entry. That is, the last returned name, a 1-to-255-byte-long text string, is really the cursor for the caller's position in the directory. To ensure data integrity, you have to use the Move With Source Key instruction or `osi_copyin` for the entry header, and then again for the name length.

The cursor technique is used by the [for POSIX-conforming functions.

- With the index technique, the index that is set in the UIO by the caller determines which entry to start reading from. To read through the directory, the caller starts at 1 and maintains the index by adding the number of entries returned to the previous index. The caller may jump around in the directory, and there is no requirement that the next index be related to the last `vn_readdir`.

This technique views the directory as a one-based array, where the first entry has an index of 1, the second entry has an index of 2, and so on.

The index technique is used by the Network File System and by z/OS XL C/C++ for XPG-conforming functions.

If the PFS wants the LFS to convert directory reads that use index technique into cursor technique, the PFS must set the `PfsiRddCursor` capability bit during its initialization. A PFS might want to do this if its implementation of cursor technique has better performance than index technique. Whenever possible, the LFS will convert to cursor technique. However, a PFS that sets `PfsiRddCursor` must support the following three requirements:

1. If the PFS receives a `vn_readdir` with `FuioRetCursor` flag set by the LFS, the PFS must return the cursor entry for each directory entry in new field `DirEntCursor`.
2. The PFS must return the `dotdot` entry in index 2.
3. If a file tag was passed in the `Mtab` on the `vfs_mount`, the PFS must save the file tag, and during `readdirplus`, must return the file tag in the `AttrFileTag` of every entry that is not a directory or symbolic link and does not already have a file tag.

The UIO contains both the cursor and index fields that are used with these continuation techniques. The interpretation of these two fields is summarized in the following table.

Index	Cursor	Action
0	0	Start reading from the first entry.
0	M	Use the cursor value to resume reading.
N	0	Start reading from entry N.
N	M	Start reading from entry N.

Note: 0=zero; N and M are nonzero values.

A nonzero index overrides the cursor. When both are zero or the index is 1, reading starts from the front of the directory.

The general flow for reading a directory is:

1. On the first `vn_readdir` of a sequence, both fields are zero and the PFS starts at the front of the directory. The normal cursor value of the PFS and the number of entries that were placed in the buffer are returned.
2. On the next `vn_readdir`, the caller specifies whether the cursor technique or index technique is being used to proceed through the directory. The PFS positions itself in the directory based on the technique used, reads more entries, and returns its normal updated cursor value and the number of entries that were placed in the buffer.

The PFS must always return an updated cursor value, even if the index technique is being used. Some callers may switch between techniques, as z/OS XL C/C++ does for the `seekdir()` function.

3. In most cases, the caller continues in this way until the directory is exhausted.
4. The application can reset the directory stream to the beginning, but this action is not passed through to the PFS. The next `vn_readdir` simply has both cursor and index values of zero. The application can also begin reading from any desired entry.

Getting and setting attributes

The PFS is responsible for storing file attributes with its files. POSIX users can read these attributes with such functions as `stat()`, and set various attributes through such functions as `chmod()`. A VFS server does the same things with `v_getattr()` and `v_setattr()`.

All of this is passed through to the PFS when the LFS calls the `vn_getattr` or `vn_setattr` service with the ATTR structure (BPXYATTR). The ATTR structure is the file attribute interface between the LFS and the PFS. It contains all the fields of the POSIX STAT structure, plus z/OS UNIX extensions that the PFS may support if it can.

A file's attributes are logically split between the security-related and non-security-related attributes. The security-related attributes are kept in the file security packet, IRRPIFSP, or FSP for short. The FSP is stored with the attributes of the file by the PFS, but it is created and changed only through SAF-defined routines. The FSP contains the file's mode bits, UID, and GID; it may also contain other information that is defined by the security product.

The FSP is the file attribute interface between the PFS and SAF. Refer to [“Security responsibilities and considerations” on page 12](#) and [“Creating files” on page 31](#) for more details on SAF and the FSP.

Serialization: The `vn_getattr` service is invoked with a shared vnode latch, and the `vn_setattr` service with an exclusive latch.

`vn_getattr` and `vn_setattr` do not require `vn_open`, although the file may be open for read or write at the time of these calls. Reads and writes would not be in progress at the time of the get or set.

All times in the ATTR structure are specified in POSIX format, which is "Seconds Since the Epoch" (00:00:00 January 1, 1970, Coordinated Universal Time). The PFS may keep time values internally in any format, but they must be in POSIX format across the LFS-PFS interface.

The ATTR structure's header is initialized with the ATTR's length before any get or set call.

The `vn_getattr` protocol is as follows:

1. All ATTR fields that are supported by the PFS are returned.
2. To account for different release levels, the PFS should zero out the area and set fields it understands only up to the minimum of the input area's length (from the ATTR length subfield) and the PFS's native ATTR length (the one it was compiled with). The input area's ATTR length subfield should be updated to reflect the amount of data that is returned or zeroed out.

A simple way to do this is to construct a local ATTR structure and copy this, truncating it if necessary, to the input ATTR.

The `vn_setattr` protocol is as follows:

1. More than one attribute can be changed on a single `vn_setattr` call, and each settable field in the ATTR structure is conditionally and individually set. Bit flags are set by the LFS in an ATTR flag area to indicate which fields from the ATTR structure are being set.
 - In general, if a change bit is on, the PFS updates the corresponding file attribute from the value that is passed in the corresponding ATTR field.
 - For each security-related field, such as mode, owner, or audit, that is being changed, there is a corresponding SAF routine that the PFS calls to actually make the changes in the FSP. This allows the security product to do permission checks and security auditing, or other necessary security-related processing.
 - Two bits are defined for each time field. The first bit indicates that a change is to be made, and the second bit indicates whether to use the corresponding ATTR time field's value, or if the current time of day is to be generated and stored by the PFS.

Non-security fields may still have access control defined for them. This means that SAF is called to see if the user has permission to make the change, but the PFS does the change.

2. The PFS should ensure that either all changes or no changes are permanently recorded for a single `vn_setattr` call.
3. To account for different release levels, the PFS must not refer to fields beyond the input ATTR's length, as specified in its length subfield.

Note: To optimize performance for VFS servers, several of the vnode operations, such as `vn_lookup` and `vn_rdw`, pass an ATTR structure pointer in the OSI structure and expect an implicit `vn_getattr` to be performed at the end of the current operation. If the PFS cannot support this, the LFS calls `vn_getattr` after the operation in question. This flow has poorer performance when accessing files owned by this PFS.

Supporting Share Reservations in a PFS

A file is opened with Share Reservations in order to prevent other programs from later opening the file in ways that conflict with these reservations. Share Reservations are expressed in terms of denying read or write access by using two bits in the `open_flags` that are passed on `vn_open`: `O_DENYRD=0x00020000` and `O_DENYWR=0x00010000`.

If a file is opened with an access intent of read or write that conflicts with an already established Share Reservation, the open is rejected with `EBUSY`. Conversely, if a file is already opened for an access intent that another open is trying to deny, the later open fails with `EBUSY`.

See [“v_open \(BPX1VOP, BPX4VOP\) — Open or create a file” on page 301](#) for information about Share Reservations from the NFS Server's point of view.

A PFS indicates that it supports Share Reservations by setting the `pfsi_sharesupported` flag as part of its output from PFS initialization. The access and deny modes are always passed to the PFS on `vn_open`, but when the PFS supports Share Reservations the LFS does not monitor or enforce the reservations.

Types of open operations

This topic contains background information about the various types of open operations.

- The traditional POSIX `open()` function requests read or write access to a file, and files are shared among all users who independently open them.
- An open/close protocol was added to the NFS architecture in Version 4. The z/OS V4 NFS Server invokes `v_open()` in support of V4 clients. `v_open()` can be used to place Share Reservations on a file for Windows work stations.

The distinctions between `open()` and V4 `v_open()` are not significant to the PFS. Both are passed on `vn_open` as type `VNOPEN_FILE`. When `close()` or `v_close()` is issued the resulting `vn_close` will also be of this type.

- Older V3 clients can use the Network Lock Manager Share function to place Share Reservations on files, but since NLM and NFS are not necessarily integrated on a server the V3 NLM Shares do not inhibit reading and writing. These NLM Shares are advisory locks and only contend with each other at the time they are obtained. V4 Shares are mandatory locks and they also inhibit any conflicting reading or writing by V3 clients. Because of this difference in enforcement for reads and writes that occur outside of an open context, these NLM Shares are passed to the PFS on `vn_open` as type `VNOPEN_NLM_SHR`. When the NLM Unshare is specified a corresponding `vn_close` is passed to the PFS with this same type.
- V4 NFS clients can reduce the number of flows to a server by sharing opens on that server among its local users. When a file is subsequently opened for more access or with more reservations than the client has so far established on the server, the client must upgrade its open context on the server. Conversely, when the file is closed locally on the client and it no longer needs all of the access rights or reservations it has on the server, it can downgrade its open context on server. These upgrades appear in the PFS as a `vn_open` and the downgrades appear as a `vn_close` of the same types as described previously.

These upgrades and downgrades are not necessarily paired. Consequently, when Shares are supported by the PFS there may not be the same number of `vn_closes` as `vn_opens` for a given file. See [“Close processing” on page 41](#) for more information. An upgrade of the deny modes appears in the PFS as a `vn_open` with no access flags turned on, and there should be no SAF Check Access security call made when there is no new access requested.

- The LFS issues Internal Opens in support of file servers such as NFS V3. These servers obtain Vnode Tokens for the files they reference, usually through `v_lookup` or `v_vget`, and then proceed to read and write to these files without ever explicitly opening them. The purpose of the Internal Open is to keep the PFS's open counter greater than 0 while the server has an active Vnode Token, so that if the file is removed by the server or by a local user, the file data will not be discarded until after the server has finished and called `v_rel()`. These Internal Opens do not effect or interact with Share Reservations in any way and so are passed to the PFS as type `VNOPEN_INTERNAL`. The later reads and writes from this server are outside of an open context and are checked against the corresponding Share Reservations that may inhibit that action. When the Vnode Token is released with `v_rel` the LFS does an internal close of this same type.

Open processing

The type of open that is being done by `vn_open` is passed in the `ts_sysd1` field. This open can be one of the following:

VNOPEN_FILE

A traditional POSIX `open()` or NFS V4 `v_open()`. These actions request access rights and optionally can place share reservations on the file. They contend with any other opens that may already be established for this file. The call can fail due to an existing reservation that denies the access requested, or the call can fail if it attempts to deny an access that is already established. Both conflicts cause the call to be rejected with `RC=EBUSY`. If the PFS does not support Share Reservations, the LFS uses `Rsn=JRShrConflict` for the former and `Rsn=JRAccessConflict` for the later.

This call can be blocking or nonblocking, but the LFS does not allow blocking with share reservations requested. That is, if either `O_DENYRD` or `O_DENYWRT` are set then `O_NONBLOCK` must also be set. When the call is blocking it should wait for any conflicting Share Reservations to be removed.

When nonblocking, it should be rejected immediately with `RC=EBUSY` if there is a conflict. The Share

reservations established here inhibit any conflicting reading or writing that occur outside of an open context. See [“Considerations for reading and writing and SetAttr” on page 42](#) for more information.

VNOPEN_NLM_SHR

This type of open is for a Network Lock Manager Share Reservation. It is not an open in the traditional sense, although there is really no difference to the PFS. SAF/RACF is called for a normal access check. These calls are always nonblocking.

The corresponding `vn_close` also indicates that it is for a `VNOPEN_NLM_SHR`, so that the appropriate deny counters can be decremented.

NLM opens contend with all other previous opens, but the reservations established do not inhibit subsequent reads and writes from an NFS V3 client. An NFS client does not have an open context and its reads and writes are allowed to violate NLM Share Reservations, but they are rejected if they conflict with a V4 Share Reservation. There are two requirements to correctly enforce Reservations with respect to NFS V3 reads and writes:

- The PFS must maintain two pairs of deny counters. These are for (`V4_DenyWrt`, `V4_DenyRd`) and (`NLM_DenyWrt`, `NLM_DenyRd`).
- For a `vn_rdw` operation the LFS must pass the type of client that is doing the read or write. This is done in terms of the type of checking that should be performed by the PFS. See [“Considerations for reading and writing and SetAttr” on page 42](#) for more information.

VNOPEN_INTERNAL

An internal open issued by the LFS. This is for read and write access, or for read-only access if the file system is Read-only. This operation never denies any accesses. This open should bypass all Share checking, and it does not inhibit later Share Reservations. There may be more than one internal `vn_open` issued for a file. For each internal `vn_open` there will be a corresponding internal `vn_close`. These internal opens are done with system credentials.

Close processing

The `open_flags` passed on `vn_close` indicate which access and deny counters need to be decremented. These counters can include flags that originated on more than one `vn_open`. The type of open that is being closed is indicated in the `ts_sysd1` field, as follows:

VNOPEN_FILE

Used for POSIX `close()` and NFS V4 `v_close()`.

VNOPEN_NLM_SHR

Used for a Network Lock Manager UnShare.

VNOPEN_INTERNAL

Used for an internal LFS close that bypasses all Share processing

When Share Reservations are released and a deny counter goes to zero there can be blocked `vn_opens` that need to be posted.

The total count of `vn_opens` for any given file can not equal the total count of `vn_closes` for that file, due to the upgrades and downgrades of a client's open context. For example, the following sequences are possible:

```
vn_open(Read), vn_open(Write), vn_close(Read, Write)
vn_open(Read), vn_open(DenyWrt), vn_close(DenyWrt), vn_open(Write), vn_close(Read,Write)
vn_open(Read,Write), vn_open(Read), vn_close(Write), vn_close(Read), vn_close(Read)
```

The sum of all `vn_closes` for any one type of access or reservation will equal the sum of all `vn_opens` that requested that type of access or reservation. For example, in the third sequence, the sum of all `vn_opens` that specified `O_RDONLY` equal the sum of all `vn_closes` with `O_RDONLY` on.

Considerations for deleting files

When the target of `vn_remove` – or an old file from a `vn_rename` – has a Share Reservation on it that denies opening the file for write, the attempt to delete the file is rejected with `RC=EBUSY`.

When the last link to a file is removed the file's data should not be discarded until the sum of all the (Opens_for_read + Opens_for_write + Internal_Opens) is zero.

Considerations for reading and writing and SetAttr

There are special considerations for vn_rdwr and vn_setattr(FileSizeChange) for clients who perform these operations outside of an open context. From a V3 client these operations are allowed to violate NLM Share Reservations but not V4 reservations. For V4 clients there are several variations in the architecture that include operating outside of an open context and overriding Share Reservations. See “[v_rdwr \(BPX1VRW, BPX4VRW\) — Read from and write to a file](#)” on [page 311](#) for more information about these variations between the clients and the server.

Note that vn_trunc is only called for the ftrunc() function so it always operates within an open context, and the LFS checks that the open was for write. Consequently, there is no share checking required in vn_trunc.

From the PFS's point of view the following types of share checking can be requested on vn_rdwr or vn_setattr(FileSizeChange). They are passed in the ts_sysd1 field of the call:

VNSHRCHK_NONE

A read/write/setattr that is within an open context and therefore should be permitted.

VNSHRCHK_ADV

A check only against V4 reservations.

VNSHRCHK_MAND

A check against all reservations (V4 and NLM).

When a check is made it corresponds to the action being requested: read versus DenyRd, and write or file size change versus DenyWrt. When there is a conflict the vn_rdwr or vn_setattr call is rejected with RC=EBUSY.

For a detailed description of the NFS V4 architecture refer to RFC 3530, which can be found at [The Internet Engineering Task Force \(IETF\) \(www.ietf.org\)](#).

Other considerations

With a read-only file system, Share Reservations should be accepted but do not have to be enforced.

A vfs_umount for remount may be rejected if any file within that file system has any share reservations.

Share contention in a sysplex generally has to be resolved at some central file system owner, which leads to the following restrictions when there are various release levels in the sysplex:

- Share reservations should be rejected with RC=EOPNOTSUPP if the file system's owner does not support them.
- Once share reservations have been established, the file system cannot be moved to an owner that does not support reservations. When the file system is moved to an owner that does support reservations, the established reservations should move along with the file system ownership.
- If the owning system crashes and the file system is taken over by a system that does support reservations, those reservations that have been established should be reestablished for the new owner.

If the new owner does not support share reservations, the reservations are lost and the opens that are using them have to be invalidated. This can be done by calling `osi_getvnode(OSI_STALEOPENS)` for each vnode that has share reservations. Once the opens are marked stale, subsequent attempts to use them are rejected by the LFS with RC=EIO and RSN=JrShrsLost.

File tags

The file tag is a file attribute that identifies the character set of the text data within a file.

It is not expected that the PFS will use file tags, but if the PFS supports its own conversion capability, it may have to take file tags into consideration now that the LFS is also doing conversions. For example, NFS Client will fail `vfs_mount` if both the `LFS_TAG()` parameter and the `NFS_PARM(XLATE())` parameter are specified.

The following headers are used by both the PFS interface and the VFS Server functions `v_getattr()` and `v_setattr()`.

```
In C header BPXYVFSI:
    The following 'SetAttr Change Flag' is added:
        BIT    at_charsetidchg :1;    /* File Info Set    */

The following is added to the _BPX_MNTE2 form of the s_mnt struct:
    char    me_filetag[4]            /* file tag        */

In C header BPXYPFSI:

    The following is added to the s_mtab structure:
    char    mt_tag[4];                /* TAG() Parameter    */
```

Using daemon tasks within a PFS

If the PFS needs to invoke functions that cannot be performed in a cross-memory environment, it must make use of other tasks to perform these functions. To use these daemon tasks the PFS must, at a minimum:

1. Attach these tasks and
2. Communicate with them

Several services are provided to make this easier. They are:

- `osi_kmsgctl`
- `osi_kmsgget`
- `osi_kmsgrcv`
- `osi_kmsgsnd`
- `osi_thread`

The `osi_thread` service is available only to PFSs that are running in a colony address space.

The PFS can attach these tasks via the MVS ATTACH service from its initialization task, or it can use the `osi_thread` service. The `osi_thread` service attaches a task in the PFS's address space that runs in primary mode. The initial module on this task is a C Main function that fetches the module that is specified by the invoker using the C/C++ `fetch()` function, and then calls it. When called on this task, or thread, the specified module can perform a single function and return; or it can service work requests by the PFS until the PFS terminates. In the latter case, the `osi_thread` service is used to attach a PFS daemon task.

When attached, these tasks need to communicate with the PFS functions that are invoked by the LFS. One way these processes can communicate is through message queue functions that are provided by the `osi_kmsg` services in the previous list. For descriptions of these services, see [Chapter 6, "OSI services,"](#) on page 353.

Exporting files to a VFS server

For a VFS server to access files that are owned by a PFS on the same system, the following support is necessary in the PFS:

- Its file objects must be visible in the file hierarchy. This is the same as saying that the PFS supports `vfs_mount` and `vn_lookup`.
- Each file must have a unique and persistent file identifier (FID). This is 8 bytes long, and is usually made up from the file's 4-byte `st_ino` value and a 4-byte uniquifier. The uniquifier must be constructed by the PFS if it reuses file `st_ino` values, so that the full 8-byte FID is unique and never reused.

The FID must persist over PFS restarts and even full-system IPLs. A VFS server's client may access a file days after it has obtained the FID.

- The FID must be returned in all ATTR structures that are returned.

- The PFS must be able to look up a file by its FID reasonably efficiently. The `vfs_vget` operation must be supported to convert a FID value to a vnode-inode pairing. This is similar to `vn_lookup`, except that a FID within a file system is looked up, rather than a name within a directory.
- Access checking on read/write must be supported, as discussed in [“Opening and closing files and first references to files”](#) on page 33.
- `vn_readdir` must not require `vn_open` and `vn_close`.
- For better performance, the PFS should support:
 - Implicit `vn_getattr` on any operation that passes a nonzero ATTR pointer in the OSI structure.
 - Sync-on-write, when that bit is on in the UIO. (This eliminates the need for a separate call to `fsync`.)
 - Real-page support with DATOFF moves for memory-mapped files.

Porting note

The `vn_fid` operation is not used to convert a vnode to a FID. The combination of returning the FID in the ATTR structure and implicit `vn_getattr` on many operations is much faster for VFS servers.

When a VFS server's client mounts part of the file hierarchy, it really only obtains tokens to a directory and the directory's file system. It is not a mount like that performed for the MOUNT command, and the PFS does not receive a `vfs_mount` or any indication that it occurred. The first call from a VFS server that the PFS would see is likely to be a `vfs_vget`, `vn_lookup`, or `vn_readdir`.

Select

A PFS should consider supporting the `vn_select` operation if data for a read-type operation may arrive asynchronously when no read has been issued; or if buffers for a write-type operation are rationed and are therefore sometimes not immediately available (require a WAIT).

The LFS answers READY for any select status requested from a PFS that does not support `vn_select`.

See [“Select/poll processing”](#) on page 46 for more details.

PFS interface: Socket PFS protocols

Activating a domain

NETWORK statements in the BPXPRMxx parmlib member that is used to start z/OS UNIX assign socket domains, or address families, to the socket PFSs.

The NETWORK syntax is:

```
NETWORK TYPE(file_system_type)
        DOMAINNAME(domain_name)
        DOMAINNUMBER(domain_number)
        MAXSOCKETS(number)
```

where:

- TYPE identifies the PFS that supports this domain. This operand must match the TYPE operand that is used on the FILESYSTYPE statement that defined the PFS.
- DOMAINNAME specifies the domain, or address family, name. The AF_UNIX and AF_INET domains are supported by IBM-supplied socket PFSs.
- DOMAINNUMBER specifies the numeric value of the domain that is passed by programs that call `socket()`. The values that are supported for this field are defined in `socket.h`.
- MAXSOCKETS specifies the maximum number of currently active sockets that are to be supported.

These parameters are passed to the PFS on the `vfs_network` operation.

During `vfs_network` the PFS is expected to:

1. Activate support for this domain.
2. Optionally return an 8-byte token that is saved by the LFS and used on all subsequent VFS and vnode operations. This token is typically the address of the PFS's domain block.

When a user calls `socket()`, the first parameter is a domain number. The LFS routes this request to the appropriate PFS with a call to `vfs_socket`.

The NETWORK statement is analogous to the MOUNT statement that is used by file-oriented PFSs.

For more information about the BPXPRMxx parmlib member, see [BPXPRMxx \(z/OS UNIX System Services parameters\)](#) in *z/OS MVS Initialization and Tuning Reference*. For a description of the NETWORK statement, see [NETWORK statement of BPXPRMxx](#) in *z/OS UNIX System Services Planning*.

Creating, referring to, and closing socket vnodes

The PFS creates vnodes by calling `osi_getvnode`, which is one of the OSI services in the OSIT vector table that is passed to the PFS during its initialization.

Sockets are created by user calls to `socket()` and `accept()`. The corresponding vnodes are created during `vfs_socket` and `vn_accept`, respectively. `vfs_socket` creates a socket, and if that socket is connected, a stream session is established to another socket that is created by `vn_accept`. `socketpair()` generates a special case of the `vfs_socket` call that creates two connected sockets. This is similar to the `pipe()` function.

During `vfs_socket` and `vn_accept`, the PFS is expected to:

1. Set up its socket support and build an inode.
2. Call `osi_getvnode` to create a vnode.
3. Return the vnode token that was returned by `osi_getvnode`.

The LFS builds the file descriptor, which is also called a socket descriptor, that is the output of the `socket()` and `accept()` functions.

Sockets do not have a name in the file hierarchy; consequently, they cannot be opened by POSIX users or exported by VFS servers.

The user program makes socket calls on the file descriptor, and the calling parameters are generally passed straight through to the PFS by the LFS.

Socket descriptors can be inherited over `fork()`, and they can be duplicated with `dup()`. The LFS manages this sharing; the PFS is not aware of how many active references to a socket there are.

Eventually the program calls `close()` for its socket descriptors. After all active references to the socket vnode-inode are closed, the LFS calls `vn_close`. Because sockets cannot be opened like files, the PFS receives only a single `vn_close` for any socket.

During `vn_close`, the PFS severs the user's socket session.

After the `vn_close`, the LFS calls `vn_inactive` for the final cleanup of the vnode-inode relationship.

During `vn_inactive`, the PFS is expected to:

1. Disassociate the inode from the vnode.
2. Perform any inode cleanup that is desired.

After the call to `vn_inactive`, the LFS frees the vnode unless the PFS reports a problem through a bad return code.

Porting note

Because sockets cannot be reused after `vn_close`, the PFS can combine its close and inactive processing in `vn_close`, and choose not to support `vn_inactive`. Nonsupport is not considered a failure of `vn_inactive`.

Reading and writing

The five variations on read/write—`vn_rdw`, `vn_readwritev`, `vn_sndrcv`, `vn_sndtorcvfm`, and `vn_srmsg`—are all UIO operations, and are described in [“Reading from and writing to files”](#) on page 35.

The UIO contains additional fields for the socket-specific buffers that are used on some of these calls.

During these read/write calls, the PFS must:

1. Move the data using Move With Source Key or Move With Destination Key, as appropriate. The `osi_copyin` and `osi_copyout` services can be used to move data areas between the user and kernel address spaces. The `osi_uiomove` service can be used to move data areas based on the UIO structure for `vn_rdw` and `vn_readwritev`.
2. Return the number of bytes that were transferred.

Serialization

All five operations are called with an exclusive latch for writing. All five operations are called with an exclusive latch for reading, with the exception of `vn_rdw` and `vn_readwritev`, which may be called with a shared latch for reading if the PFS has specified shared read support for the file being read. The LFS defaults to exclusive latching for both reading and writing, to help the PFS implement the POSIX semantics of atomic operations and immediate visibility to all other processes. This latching can be turned off if it is not needed by the PFS. Refer to [“LFS-PFS control block serialization”](#) on page 23 for more details.

Getting and setting attributes

Socket descriptors are eligible for `fstat()`, so sockets can be called for `vn_getattr`. The PFS should consider supporting this operation and returning some information in the `ATTR` structure. At a minimum, you could return: the file type, permission bits of 777, the current time for the time values, the `devno` as passed by `vfs_network`, and an inode number for the socket that is unique for this socket at this point in time.

Note: Some programs use `fdopen()` with a socket descriptor, and this function does an `fstat()` under the covers.

Generally, a program cannot set any attributes of a socket, so the PFS does not have to support the `vn_setattr` operation.

Select/poll processing

An application program calls `select()` or `poll()` with a list of file descriptors and the events that are to be waited for. The file descriptors can represent files, sockets, pipes, or terminals; they are all referred to as “files” in this discussion. The events that can be waited for are: ready for reading, ready for writing, and exceptional conditions. Because a `poll()` is converted into a `select()` call by the time the request reaches the PFS, for this discussion only `select` will be discussed.

There are two operations that can be called to handle the `select` request: `vfs_batsel` and `vn_select`. The `vfs_batsel` operation is useful for a performance boost; it does not have to be supported. If a PFS supports the `vfs_batsel` operation, a single call is made to that PFS with an array of information about its files. If a single descriptor is requested, or the PFS does not support `vfs_batsel`, the `vn_select` operation is called for the owning PFS for each file specified.

The LFS converts the file descriptors into `vnodes`. If the user has multiple file descriptors in the list that refer to the same file, such as after a `dup()`, or if a particular PFS owns more than one file that is present in the list, it receives a separate call for each file if the `vfs_batsel` operation is not supported. Otherwise, a single call is made with multiple array entries for the same file. While one user is waiting in `select()` for some files, another user may issue `select()` for some of the same files. The LFS manages the lists and the associations of users to requests. The PFS should just treat each `vn_select` or `vfs_batsel` array entry as a completely separate and independent action against the file, and be prepared for more than one `select()` to be active at a time for a file.

Select processing consists of two phases, called Query and Cancel, which are identified by a parameter on the select call. Each file may be called for both phases or just for Cancel. When a user specifies a timeout value of 0, the LFS skips the Query phase and goes right into the Cancel phase.

The LFS passes a select token to the PFS with each `vn_select` or `vfs_batsel` array element call. The select token uniquely identifies a request for both phases, and thus can be used by the PFS to correlate Queries and Cancels. This token is unique to this single instance of `vn_select(Query)` being called, and is not used again until after the corresponding call to `vn_select(Cancel)`.

There is also a `PFS_work_token` available on `vn_select` and in each array element of `vfs_batsel` that can be set by the PFS to correlate Queries and Cancels.

Note: Only `vn_select` is mentioned in this discussion. The only difference between `vn_select` and `vfs_batsel` is that similar processing must occur within a loop for the array elements of the `vfs_batsel` request.

Query phase

In the Query phase of select processing, the LFS queries the PFSs by calling `vn_select(Query)` with the vnode that is represented by each file descriptor.

During `vn_select(Query)`, the PFS must:

1. Return status information without taking any other action, if any requested event is immediately available.
2. Otherwise, save the select token (16 bytes) and the `Select_Options` in a select-pending structure that is chained from its inode.

The Query phase ends as soon as any PFS reports immediate status. The remaining PFSs are contacted during the Cancel phase, so the user can receive the most information available at this time.

The LFS may omit recalling the PFS for the Cancel phase if:

1. The PFS does not set any of the `PFS_work_tokens`, and
2. For `vfs_batsel`, status is returned in the array entries.

If the PFS is dependent on being recalled for Cancel whenever it has been recalled for Query, it must set a `PFS_work_token` to some nonzero value. For optimal performance, the PFS should not have this dependence when it is able to report immediate status to the Query request.

If no PFS reports immediate status, the LFS waits for one of the PFSs to call `osi_selpost`, or for the time limit to expire.

Event occurrence

Eventually an event occurs asynchronously within a PFS for a given file. The PFS process or thread that handles these events notices that the file has selects pending for it. Examples of such events are: data arriving for a read, buffers freeing up for a write, or sessions terminating for an exceptional condition.

When such an event occurs, the PFS is expected to do the following:

1. Scan through the select-pending structures that are chained from the inode for those that are waiting for this type of status.

The PFS must serialize this with its own processing for Cancel; see [“Cancel phase” on page 48](#).

2. For each pending select that is satisfied:
 - a. The PFS removes the select-pending structure, or marks it as "posted". The PFS must ensure that it never calls `osi_selpost` more than once for a particular `vn_select(Query)` request or select token.
 - b. The `osi_selpost` routine is called with the select token saved during the Query phase.

The `osi_selpost` routine uses the select token to find the waiting process and thread and post it. The identity of the event that occurred is not passed to `osi_selpost`. This information is picked up by the LFS during the Cancel phase.

Cancel phase

The LFS goes through the Cancel phase by invoking `vn_select(Cancel)` for each file descriptor when:

- One of the PFS events has occurred and `osi_selpost` is called
- Any PFS reported status during the Query phase
- The timeout value expires

Note that if a PFS reported status during the Query phase, the loop that was doing the queries is terminated; therefore, a cancel request may be received by a PFS even though no query was done.

During `vn_select(Cancel)`, the PFS is expected to do the following:

1. Scan the pending-select structures that are chained from the inode for one with a matching select token. If one is found, it is removed so that `osi_selpost` is not invoked for that select token after the PFS returns from this `vn_select(Cancel)` call.

Note: It is the PFS's responsibility to serialize the cancellation of a pending select with its asynchronous event handler, which may be attempting to call `osi_selpost`. It is critical that `osi_selpost` never be called for a particular select token after the PFS returns to the LFS from a call to `vn_select(Cancel)` for that same select token.

It is not unusual for the PFS not to find a pending select to be canceled, as it could have been already removed by the event handler, or this PFS may not have been queried in the first place.

2. After the PFS ensures that the select is no longer pending, it checks for the requested status and returns this information to the LFS.

The LFS collects status from all of the files and reports it back to the program that called `select()`.

Note: Although it is rare in practice, there is nothing to stop a user from selecting and reading on the same socket from two different processes or threads. Consequently, it is technically possible that an event that is reported by `select` may no longer be true when the selecting program finally acts on the information. A selecting program may not act on the information, but pass it off to another process to handle. Therefore, reporting back on `select` does not reserve the data or buffers for the caller; it merely reports the status of the file at that time.

Common INET sockets

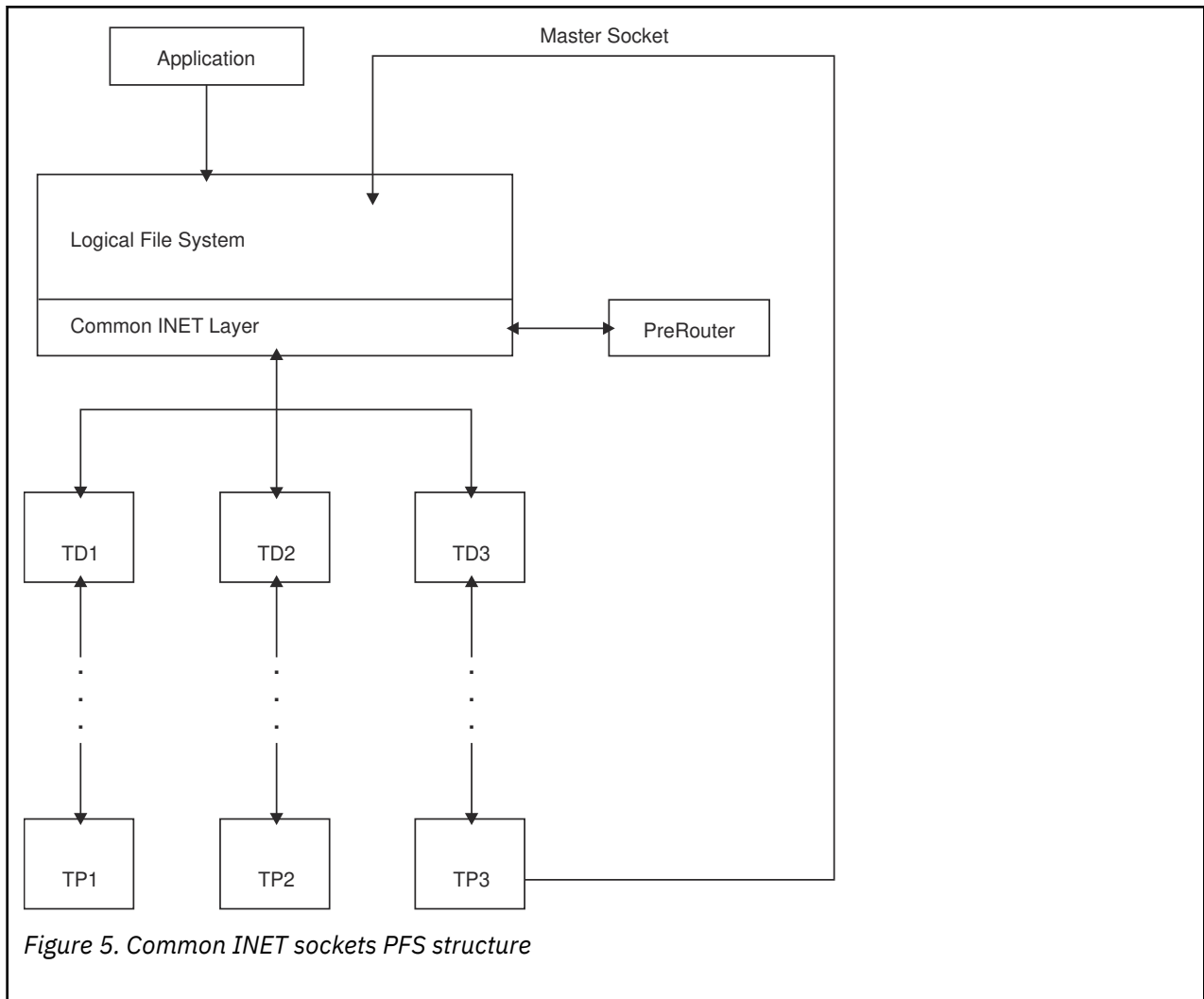
The Common INET layer (CINET) is inserted between the LFS and a sockets PFS to allow multiple `AF_INET` transports to be used by a single application socket. A sockets PFS can be attached directly to the LFS when it is the only `AF_INET` transport on the system, or attached through the CINET layer when it is one of several. To be attached to CINET, the PFS must implement the "master socket" and support several additional `ioctl` command types, as described in this topic. The interface to the PFS is the same in both cases. Once the additional support for CINET is written, the PFS does not have to distinguish between the two cases.

When Common INET is used, the sockets file system is initialized by the `SUBFILESYSTYPE` statement in the `parmlib` member, instead of by the `FILESYSTYPE` statement, which initializes the Common INET support. The operands of the `SUBFILESYSTYPE` statement are similar to those for the `FILESYSTYPE` statement.

The general model is that of a sockets PFS that is split into two pieces: a PFS layer that runs in the kernel address space, and additional programming that runs in a separate address space and that actually controls the transport interface to the network. For the purposes of this discussion, the PFS layer piece is called the *transport driver* (or TD) and the separate address space piece is called the *transport provider* (or TP).

The transport driver is started by z/OS UNIX, as a PFS, and communicates with the transport provider through its own internal mechanisms, usually by a space switching program call (PC).

The transport provider (for instance, a TCP/IP stack) is started independently, and communicates with the transport driver through the master socket.



A TD/TP that is structured entirely within the PFS in the kernel address space still has to establish the master socket and pass the minimum ioctl commands to run under the CINET layer.

The master socket

The master socket is used to communicate between the transport provider and both the Common INET layer and its own transport driver. It is used mostly for initialization and, potentially, for later dynamic route updates. If the TP ever has to initiate a message to the TD (for instance, due to an asynchronous configuration update), it can do so over the master socket.

- The master socket is created by the transport provider with the standard `socket()` C function or the BPX1SOC/BPX4SOC callable service, by specifying `AF_INET` for the **Domain** and `-1` for the **Protocol** parameters.

This builds a session from the TP to the CINET layer.

The TP address space must be defined to RACF as a z/OS UNIX user with a UID of 0.

- The only functions that are used with the master socket are `ioctl` and `close`.

Most of the `ioctl` command codes that are used with z/OS UNIX are nonstandard, so these `ioctls` must be issued with the `w_ioctl()` C function or the BPX1IOC/BPX4IOC callable service.

The socket can be closed with either `close()` or BPX1CL0/BPX4CL0.

- The first thing that flows on the master socket must be an SIOCSETRTTD ioctl to connect the socket to a specific transport driver. This ioctl is also known as the left bookend, signifying the start of TD–TP initialization. On the call, the Argument_length should be specified as 8, and Argument should refer to an 8-byte area in which the TD name is filled in. For more information about the interface to ioctl, refer to [“vn_ioctl — I/O control” on page 149](#).

The vfs_socket request is issued at this point to the specified TD, which builds the normal socket support between the LFS and PFS, but does not propagate this session to the TP.

The SIOCSETRTTD command is then passed on to the TD with an ioctl call.

Note: The TP must know the name of its own TD in order to select it with SIOCSETRTTD. This name was specified with the NAME parameter of the SUBFILESYSTYPE statement that started the TD, and is passed to the TD when it is initialized. There are several ways to make this name known to the TP. It could be a product-specified constant value; the value could be configured into the TP through its externals; the TD could pass the name to the TP if it starts the PC session first; or the TD could store the name with the MVS Named Token Services, where the TP would retrieve it.

- Subsequent ioctls are then sent from the TP to the TD to perform product-specific initialization, as necessary. For instance, these could drive the TD to establish the PC session to the TP. These ioctl calls can specify application-defined commands, or use existing command definitions. The ioctl command values that are used must not conflict with any of the commands that are discussed here, or any that are used by the prerouter.

These commands pass through z/OS UNIX without any interpretation.

Note: If the PFS is designed to run directly attached to the LFS, it has already solved the problems of initialization between the TD and TP. This does not have to change when it is attached through CINET. Only the first and last ioctl commands discussed here are required on the master socket.

- After any product-specific initialization is finished, an IOCC#TCCE ioctl command is sent by the TP to notify CINET that this file system is ready for business. This ioctl command is also known as the right bookend, signifying the end of TD–TP initialization. For this command, no other specific data is required, so the Argument_length can be zero.

This command is also passed on to the TD.

At this time, the transport is considered to be active. The prerouter gathers configuration information from the transport and applications that had used the SO_EioIfNewTP socket option receive notification that a new transport is available for use. This notification is performed by failing any socket accept or receive type calls with a return code of EIO, after which the application closes that socket and opens a new socket to pick up the new transport.

If the transport is not yet ready to accept new socket requests, the notification phase can be delayed. If the argument length for IOCC#TCCE is four bytes and the argument contains a value of one, this signifies a delay and the SO_EioIfNewTP notification phase is skipped. The transport must later send another IOCC#TCCE ioctl command with a value of two to perform just the notification phase.

- At this point the prerouter will start its conversation with the TD–TP on a separate socket session, see [“Common INET prerouting function” on page 51](#).

Ioctls that flow on the master socket to the TD are never passed through to the TP, because that is where they came from. Some of the ioctl commands are intended only for the Common INET layer, and these are not even passed on to the TD. However, the TD should be coded to ignore the ioctl commands that are intended for the Common INET layer, because when it is connected directly to the LFS it will receive these requests. The TP could also be configured to know how the TD is set up within z/OS UNIX and process accordingly, but this is usually not worth the extra effort and externals.

The master socket is left open for the duration of the transport provider. If this socket is closed, the prerouter assumes that the transport provider has terminated. This socket may also be needed later for dynamic route updates, and it can be used within the TD/TP recovery design. If the TP abnormally terminates, the master socket for it is closed. The TD sees this as a vn_close, at which point it can take whatever recovery actions may be necessary. Thus, a resource manager for the TP and the code to notify the TD are not necessary solely for the purpose of letting the TD know when the TP crashes.

The constants for the various ioctl commands that are used during initialization are defined in BPXYPFISI.

Common INET prerouting function

The Common INET support allows an installation to connect up to 32 different instances of TCP/IP or other AF_INET physical file systems. Application programs that use sockets do not need to change any code to take advantage of the multiple AF_INET file systems.

Supporting multiple AF_INET physical file systems and providing a single file system image to the user means that the Common INET must perform a set of management and distribution functions that govern how a socket behaves with multiple file systems. A fundamental requirement for distributing work across multiple file systems is an understanding of the IP configurations of each file system. The IP configurations are needed to determine which file system should handle a `bind()` to a particular home IP address, a `connect()`, a `sendto()`, and so forth.

When the Common INET processes a socket request that requires it to select only a particular file system based on an input IP address from a user, the Common INET uses its copy of each file system's IP configuration to select the correct file system to process the user's request. Copies of the IP configurations are maintained by the Common INET internally, and are only used for "prerouting" a socket call to the correct file system. The file system that was selected performs all of the official file system functions, such as routing, once the socket request reaches the file system from the Common INET.

Each file system that is connected to the Common INET must provide a copy of its internal IP routing table. An ioctl is issued to each transport provider (TP) as part of the PFS initialization. This allows the Common INET function to query the routing tables for that file system. Once the Common INET prerouter function has successfully retrieved and stored routing information from a particular file system, message BPXF206I is issued to the hardcopy log. Message BPXF206I is also issued whenever a file system refreshes its routing table. For example, IBM's TCP/IP may refresh its routing tables as part of the OBEYFILE command. Message BPXF207I is issued to the hardcopy log whenever the Common INET deletes internal routing information for a file system. When the connection with a specific file system is severed, the Common INET routing information for that file system is deleted.

Limitations of Common INET-attached PFS IP configurations

System programmers and network administrators should be aware of the following information about the common INET prerouting function:

1. Two or more file systems may contain home IP addresses on the same network or subnetwork. However, load balancing across file systems is not done. If a user has not done a `bind()` to a home address, the same file system is selected for each subsequent `sendto()`, even if there are other transport providers with routes to the same destination.
2. Two or more file systems may contain a route to the same destination. Again, load balancing across the file systems is not performed.
3. The prerouter assigns a route precedence value for each route. The route precedence value is based on the route type reported by the transport provider. The higher the value, the better the route. If there is more than one route to a destination, the route with the best route precedence value will be selected. If there is more than one route to a destination with the best route precedence value, the route with the best route precedence and the best route metric (see item "4" on page 52) will be selected.

In order for route selection based on route precedence to completely work, all TPs connected to the prerouter must report the route type on route-related ioctls (SIOCGRTTABLE and SIOCMSADDRT for IPv4; SIOCGRT6TABLE, SIOCMSADDRT6, and SIOCMSADDRT6V2 for IPv6). For the IPv4 ioctls, the route type is in the **Iocn_RtMsgRteType** field. For the IPv6 ioctls, the route type is in the **IPV6FlgRouteType** field. IBM TCP/IP reports the route type on these ioctls. Non-IBM TCP/IP products must adhere to the same route precedence hierarchy as IBM TCP/IP.

If some of the TPs connected to the prerouter supply route types and some do not, routes will be selected as follows when multiple routes exist to the same destination:

- If at least one of the routes to the destination is from a stack that does not supply route types, the best route will be selected by comparing route metric values only.
- Otherwise, the best route will be selected by comparing route precedence values, with route metric values serving as a tie breaker, as described previously.

If none of the TPs connected to the prerouter supply route types and there is more than one route to a destination, the route with the best route metric value will be selected.

Tip: If a TP that does not supply route types is connected to the prerouter, then, when the TP initializes, z/OS UNIX issues message BPXF238I to indicate that the TP does not support route precedence.

4. If two or more transports maintain routes to the same destination, metric information might be needed from each transport in order to correctly select the best route. For IBM TCP/IP, this is best accomplished when each stack is running with a dynamic routing daemon (such as OMROUTE). Statically defined indirect routes (routes to destinations that do not reside on a transport's directly-attached links) do not provide adequate metric information to select the shortest route to a destination network when two or more transports maintain indirect routes to the network.

If two or more file systems maintain routes to the same destination and not all file systems provide metric information, selection of the file system to process a request is unpredictable. Generally, the file systems with metric information are selected because of implementation details.
5. If the route selection algorithm cannot select a single best file system based on the values being used to compare their routes to destinations, selection of a file system proceeds as follows:
 - a. If one of the file systems with a route to the destination is the default file system as specified in the BPXPRMxx parmlib member, the default file system is selected.
 - b. Otherwise, the file systems are selected in the order in which they were defined in the BPXPRMxx parmlib member.
6. Host-defined routes are always searched before network routes.
7. If a file system severs its connection, all routing information for the severed file system is deleted. If the severed file system maintained duplicate home or network routes, these routes are deleted. Subsequent requests for the duplicate routes are routed to the remaining file systems.
8. If two transport providers have connections to the same network and two applications that are running on the same MVS start communicating with each other, performance may not be optimal. If for some reason the two applications bind to different transport providers, the external network is used, rather than the Common INET local INET support. Therefore, it is suggested that applications use a method analogous to `gethostid()` to get the IP address of themselves and bind to the address that is returned from the `gethostid()`. This method ensures that the default transport provider is selected. The local INET support works only with the default transport provider.

Initializing an AF_INET (IPv4) transport driver

When a transport driver is being initialized, the prerouter is notified of the TD's arrival. The prerouter performs the following functions:

1. Opens a socket from the kernel address space. This is not the master socket, but a regular user socket that is initiated through the z/OS UNIX socket interface.
2. Issues the `SIOCGIFCONF` ioctl to the TP.
 - If the TP recognizes that the `SIOCGIFCONF` was sent by the z/OS UNIX prerouter (the prerouter puts 'USS4' in the first four bytes of the buffer), the TP returns the ioctl with `Iocn_NetConfLength` set to -1 (to indicate that no home interface information is being returned). The prerouter will receive information about the IPv4 home interfaces maintained by the file system in the next step.
 - Otherwise, the TP returns the list of home IPv4 interfaces via the ioctl. The prerouter adds the home IP addresses to the home interface table.
3. Issues the `SIOCGRTTABLE` ioctl. This gets the file system IPv4 home, host, and network routing information in a table format. The mapping for this request is found in `ioctl1.h`.

- The TP places the home IP address in the `Iocn_ipaddrRtMsgHomeIf` field for each route to be returned.
 - The TP identifies home routes by setting the `Iocn_bRtAttrLocal` and `Iocn_bRtAttrHost` bits on.
 - When the TP sets the `Iocn_bRtAttrLocal` and `Iocn_bRtAttrHost` bits on in any route, it also sets the `Iocn_bRtAttrRtUp` bit on if the interface is active, or off if it is inactive.
4. Places the routes from the `SIOCGRTTABLE` in the home, host, and network routing tables managed by the prerouter. Note that the TP can give metrics in hop counts or millisecond delays by setting the appropriate flag in the header of the `SIOCGRTTABLE` structure. All metrics are converted to hop counts.
 5. Closes the socket.

The prerouter is now initialized for the transport driver.

Initializing an AF_INET6 (IPv6) transport driver

When the transport driver that is being initialized is IPv6 capable, the prerouter also performs the following functions when it is notified of the TD's arrival:

1. Opens a socket from the kernel address space. This is not the master socket, but a regular user socket that is initiated through the z/OS UNIX socket interface.
2. Issues the `SIOCGHOMEIF6` ioctl to the TP.
 - If the TP recognizes that the `SIOCGHOMEIF6` was sent by the z/OS UNIX prerouter (the prerouter puts 'USS6' in the first four bytes of the buffer), the TP returns the ioctl with `NchNumEntryRet` set to -1 (to indicate that no home interface information is being returned). The prerouter will receive information about the home IPv6 interfaces maintained by the file system in the next step.

A TP that responds to the `SIOCGHOMEIF6` ioctl in this manner must use the following ioctls to notify the prerouter of changes to individual IPv6 routes:

- `SIOCMSADDRT6V2`
 - `SIOCMSDELRT6V2`
 - `SIOCMSCHGRT6METRICV2`
- Otherwise, the TP returns the list of home IPv6 interfaces via the ioctl. The prerouter adds the home IP addresses to the home interface table.

A TP that responds to the `SIOCGHOMEIF6` ioctl in this manner must use the following ioctls to notify the prerouter of changes to individual IPv6 routes:

- `SIOCMSADDRT6`
- `SIOCMSDELRT6`
- `SIOCMSCHGRT6METRIC`

3. Issues the `SIOCGRT6TABLE` ioctl. This gets the file system IPv6 home, host, and network routing information in a table format.
 - The TP places the home interface index in the `GRT6RtHomeIfIdx` field for each route to be returned.
 - The TP identifies home routes by setting the `IPV6BitHome` and `IPV6BitHost` bits on.
 - When the TP sets the `IPV6BitHome` and `IPV6BitHost` bits on in any route, it also sets the `IPV6BitRtUp` bit on if the interface is active, or off if it is inactive.
4. Places the routes returned from the `SIOCGRT6TABLE` ioctl in the home, host, and network routing tables managed by the prerouter. (Note that IPv6 metrics are in hop counts.)
5. Closes the socket.

The prerouter is now initialized for the transport driver.

Route changes

The prerouter handles BSD-style route changes for the routeD add (SIOCADDRT) and delete (SIOCDELRT) functions. When a route is added, the `rt_use` field is checked for a nonzero value. If `rt_use` is nonzero, it is assumed to be a hop count metric. Metrics can be changed by issuing the `SIOMETRIC1RT` ioctl or by reissuing the `SIOCADDRT` ioctl with the `rt_use` field set to the new metric value.

Route changes can be sent to the prerouter in two ways:

- When processing ioctls for add (SIOCADDRT) and delete (SIOCDELRT) functions from a routing daemon that uses z/OS UNIX sockets, z/OS UNIX automatically passes the ioctls to the prerouter. If the TP did not return a value of -1 for `Iocn_NetConfLength` on the initial `SIOCGIFCONF` (as described in [“Initializing an AF_INET \(IPv4\) transport driver”](#) on page 52), the prerouter makes the needed updates.
- If a routing daemon does not use z/OS UNIX sockets (but, instead, uses a different interface to a file system) or the TP returned a value of -1 for `Iocn_NetConfLength` on the initial `SIOCGIFCONF` (as described in [“Initializing an AF_INET \(IPv4\) transport driver”](#) on page 52), the ioctls for add (SIOCADDRT) and delete (SIOCDELRT) functions must be propagated to z/OS UNIX. To do this, the file system must use the `SIOCMSADDRT`, `SIOCMSDELRT`, and `SIOMSMETRIC1RT` ioctls for IPv4 routes and the `SIOCMSADDRT6V2`, `SIOCMSDELRT6V2`, and `SIOCMSCHGRT6METRICV2` ioctls for IPv6 routes. These are issued on the master socket (as denoted by the 'MS'). z/OS UNIX needs the master socket or else these functions would be propagated back to the file system and an endless loop would occur.
 - For `SIOCMSADDRT` and `SIOCMSDELRT`, the TP identifies home and host routes by setting the `Iocn_bRtAttrLocal` and `Iocn_bRtAttrHost` bits on, respectively. If `Iocn_bRtAttrLocal` is on for any route, the TP also sets the `Iocn_bRtAttrRtUp` bit on if the interface is active. The TP also puts the home IP address associated with the interface in the `rt_ifp` field for the `SIOCMSADDRT`, `SIOCMSDELRT`, and `SIOMSMETRIC1RT` ioctls. When an IPV4 interface is deleted, the TP also sends a `SIOCMSDELRT` ioctl to delete the home IP address to the prerouter.
 - For `SIOCMSADDRT6V2` and `SIOCMSDELRT6V2`, the TP identifies home and host routes by setting the `IPV6BitHome` and `IPV6BitHost` bits on, respectively. If `IPV6BitHome` is on for any route, the TP also sets the `IPV6BitRtUp` bit on if the interface is active. The TP also puts the home interface index in the `RT6RtHomeIfIdx` field for each route specified with the `SIOCMSADDRT6V2`, `SIOCMSDELRT6V2`, and `SIOCMSCHGRT6METRICV2` ioctls.

ICMP redirects are handled using the `SIOCMSICMPREDIRECT` ioctl.

Interface state changes

After the prerouter's routing tables have been built (as described in [“Initializing an AF_INET \(IPv4\) transport driver”](#) on page 52 and [“Initializing an AF_INET6 \(IPv6\) transport driver”](#) on page 53), the prerouter can be notified about interface state changes in the following ways:

- For TPs that returned a value of -1 for `Iocn_NetConfLength` on the initial `SIOCGIFCONF` (or for `NchNumEntryRet` on the initial `SIOCGLHOMEIF6`) during TD initialization, the prerouter's routing tables will contain both active and inactive routes. The TP can issue the following ioctls to change the state of an interface:
 - The `SIOCMSMODHOMEIF` ioctl allows a TP to activate or deactivate an IPv4 home interface. For each entry in the home IP address table, the `Iocn_bRtAttrRtUp` bit indicates the status (active or inactive) of the home interface. `SIOCMSMODHOMEIF` turns this bit on or off to activate or deactivate the interface. If a home IP address is active, then this means that the home interface and all of the routes associated with that interface are active. Likewise, if a home IP address is inactive, then the home interface and all of the routes associated with that interface are inactive.
 - The `SIOCMSMODHOMEIF6` ioctl allows a TP to activate or deactivate an IPv6 home interface. For each entry in the home interface index table, the `IPV6BitRtUp` bit indicates the status (active or inactive) of the home interface. `SIOCMSMODHOMEIF6` turns this bit on or off to activate or deactivate the interface. If an interface is active, then all of the routes associated with that interface are active. Likewise, if an interface is inactive, then all of the routes associated with that interface are inactive.
- Otherwise, for TPs that did not return a value of -1 for `Iocn_NetConfLength` on the initial `SIOCGIFCONF` (or for `NchNumEntryRet` on the initial `SIOCGLHOMEIF6`) during TD initialization, the prerouter only adds

the active routes to its routing tables. Therefore, the fact that a route exists in the routing tables means that the interface is active. If the state of an interface changes, the prerouter receives an SIOCMSRBRTTABLE ioctl (for IPv4) or SIOCMSRBRT6TABLE ioctl (for IPv6) from the TP so that it can rebuild its routing tables, as described in [“Rebuilding the routing tables” on page 55](#).

Rebuilding the routing tables

If the file system encounters a situation where it believes that the IPv4 routing information or the IPv4 home IP address information needs to be re-synchronized, it can issue the SIOCMSRBRTTABLE ioctl on the master socket. If the file system encounters a situation where it believes that the IPv6 routing information or the IPv6 home IP address information needs to be re-synchronized, it can issue the SIOCMSRBRT6TABLE ioctl on the master socket. If the IPv6 home IP address information needs to be re-synchronized, SIOCMSRBHOMEIF6 can also be used. These ioctls cause the prerouter to flush the information for the file system and rebuild it from scratch.

When the prerouter receives the SIOCMSRBRTTABLE ioctl (or SIOCMSRBRT6TABLE for IPV6) from the TP, it does the following:

- For SIOCMSRBRTTABLE, if the TP returned a value of -1 for Iocn_NetConfLength on the initial SIOCGIFCONF (as described in [“Initializing an AF_INET \(IPv4\) transport driver” on page 52](#)), the prerouter only issues the SIOCGRTTABLE ioctl to rebuild its home, host, and network routing tables. Otherwise, the prerouter issues both the SIOCGIFCONF ioctl to rebuild its home interface table and the SIOCGRTTABLE ioctl to rebuild its host and network routing tables.
- For SIOCMSRBRT6TABLE, if the TP returned a value of -1 for NchNumEntryRet on the initial SIOCGHOMEIF6 (as described in [“Initializing an AF_INET6 \(IPv6\) transport driver” on page 53](#)), the prerouter only issues the SIOCGRT6TABLE ioctl to rebuild its home, host, and network routing tables. Otherwise, the prerouter issues both the SIOCGHOMEIF6 ioctl to rebuild its home interface table and the SIOCGRT6TABLE ioctl to rebuild its host and network routing tables.

Note: If a user does a socket request during a rebuild, the user may or may not be able to connect with the file system. The routing table is in flux.

SRB-mode callers

z/OS UNIX supports programs that are running on service request block (SRB) dispatchable units, in addition to the more standard task control blocks (TCBs). This affects the PFS, as the resulting vnode operations are also running in SRB mode.

SRB mode is even more restrictive than cross-memory mode. Additional restrictions on the PFS include the following:

- There are no MVS WAITs; instead you have to use SUSPEND/RESUME. This can impact some of the internal functions of the PFS that may not be easy to modify, including task switching, lock managers, and tracing.

Note: The `osi_wait`/`osi_post` services transparently support both TCB and SRB-mode callers.

- No TCB is available (`Psatold=0`). The TCB address is used by some programs to build identifiers, or in other algorithms.
- There is no EOT or ESTAE recovery, although you can use an FRR.

Note: `vn_recovery` support is still available from the LFS.

- Because SRB callers do not receive POSIX signals, they cannot break out of extended waits, as they can in the EINTR cases.

Signal-enabled `osi_waits` should still be set up where they are set up now, because this also indicates that the `osi_wait` may be interrupted for process termination.

The following OSI services are enabled for SRB-mode callers:

`osi_copyin`
`osi_copyout`

osi_copy64
osi_getvnode
osi_mountstatus
osi_postosi_sched
osi_selpost
osi_uiomove
osi_upda
osi_wait
osi_wakeup

The PFS signifies that it supports SRB-mode callers on the pfsi_srb bit that is returned during PFS initialization. The LFS inhibits SRB-mode calls to PFSs that do not support them.

All sockets-related vnode operations are potentially callable from an SRB, and in the future this may be extended to file-related operations. Therefore, the PFS should be made completely SRB safe.

For more information about SRB-mode programs, see [Using a service request block \(SRB\) in z/OS MVS Programming: Authorized Assembler Services Guide](#).

Asynchronous I/O processing

An asynchronous capability is provided by z/OS UNIX for socket calls that may block. These include accept, connect, select, poll, and the five pairs of read/write type functions. These services are provided asynchronously to programs through the asyncio callable service. For more information, see [asyncio \(BPX1AIO, BPX4AIO\) — Asynchronous I/O for sockets in z/OS UNIX System Services Programming: Assembler Callable Services Reference](#).

Asynchronous I/O processing between the LFS and PFS is implemented with a two-pass technique using the regular vnode operations, such as vn_accept and vn_rdwr:

- Part 1, which is indicated by a bit in the Osi structure, starts with the beginning of the normal vnode operation and continues up to the point at which the PFS would call osi_wait to block. The PFS returns to the LFS instead of waiting. When the I/O can be completed, the PFS calls the osi_sched service at the point at which it would call osi_post for a blocked operation.
- Part 2, which is indicated by another bit in the Osi structure, continues from the point after which osi_wait would have been called through the end of the operation.

These two stages are covered in detail in the [“Asynchronous I/O flow details” on page 59](#).

Related services

Two special osi services are used in asynchronous I/O processing:

- osi_upda, which is called during Part 1 to pass a PFS token to the LFS. Refer to [“osi_upda — Update async I/O request” on page 411](#) for specifics.
- osi_sched, which is called to drive Part 2 when the I/O can be completed. Refer to [“osi_sched — Schedule async I/O completion” on page 393](#) for specifics.

The vn_cancel service is a special vnode operation that is used to cancel an outstanding request. Refer to [“vn_cancel — Cancel an asynchronous operation” on page 126](#) for specifics.

The vnode operations that can be run in two passes are:

vn_accept	vn_rdwr	vn_sndtorcvfm
vn_anr	vn_readwritev	vn_smsg
vn_connect	vn_sndrcv	

Impact on initialization

The PFS signifies that it supports asynchronous I/O on the pfsi_asyio bit that is returned during PFS initialization. To support asynchronous I/O, the PFS must also support SRB-mode callers, because Part 2

runs from an SRB, and it must support `vn_cancel`. The LFS inhibits asynchronous calls to PFSs that do not support them.

Waits that are avoided

Asynchronous I/O is intended to avoid long waits only. These are blocking, indeterminate waits that usually depend on something from the network or an end user. Long waits also tend to be conditional, based on the current non-blocking mode. Short internal waits, such as lock waits for serialization, are not avoided. An example is that of a read: you can wait for a lock to look at the inbound queue, but if the queue is empty you cannot wait for the data.

Related OSI fields

The OSI fields that are significant to this discussion are:

- `osi_asy1`, which signifies Part 1
- `osi_asy2`, which signifies Part 2
- `osi_asytok`, which holds the LFS's token on entry to Part 1 and the PFS's token on entry to Part 2.
- `osi_ok2compimd`, which indicates that the PFS may complete the operation immediately, if possible. See [“Asynchronous I/O flow details”](#) on page 59 for details.
- `osi_compimd`, which is returned by the PFS to indicate that it has completed the operation immediately. This is valid only if `osi_ok2compimd` is on.
- `osi_commbuff`, which indicates that Part 2 of Async I/O must not occur. Within the PFS, the changes from normal Async I/O flow are:
 1. Received data can be copied directly to the user's buffers from the PFS's inbound data handler.
 2. `osi_sched` is called after the data has been copied.
 3. The amount of data being returned must be supplied to `osi_sched`.
 4. There must be no dependence on Part 2 being called.

Note: The last four fields are meaningful only when `osi_asy1` or `osi_asy2` are on; they should not be referred to otherwise.

These fields are covered in more detail in [Figure 6](#) on page 59.

Canceling an operation

The LFS attempts to cancel an outstanding operation with `vn_cancel`. There are two types of `vn_cancel`: normal and forced.

- A normal `vn_cancel` only flows to the PFS between Part 1 and Part 2, and is used to get requests off the waiting, or blocking, queues in the PFS. If the request is not currently on a waiting queue, nothing is done. If the request is found, it is removed from the queue and failed with `ECANCELED`.
- A forced `vn_cancel` is used during process termination of the original requestor. It can be sent logically at any time, but the PFS will already have abnormally ended and gone through recovery if the request was in Part 1 or Part 2 at the time the process terminated. There is no Part 2 after a `vn_cancel` force, so the PFS must do any necessary cleanup during the `vn_cancel`.

Refer to [“vn_cancel — Cancel an asynchronous operation”](#) on page 126 for more information.

Responsibilities for the semantics

The semantics for the `asynio` function are split between the PFS and the LFS. Some of the features whose support might be ambiguous are discussed here. Refer to `aio_suspend` (BPX1ASP, BPX4ASP) — *Wait for an asynchronous I/O request* in *z/OS UNIX System Services Programming: Assembler Callable Services Reference* while reading this topic.

The LFS must handle the following:

- The aiocb structure. The interface to the PFS is through the regular vnode operations, such as `vn_rdw` and `vn_sndrcv`.
- The returned information. The PFS should return 0 for a successful Part 1, and the normal functional values from Part 2. In particular, the LFS handles the `EINPROGRESS` return_code.
- Scheduling the SRB and calling the I/O completion notification. This includes calling the user exit, posting an ECB, and sending a signal.
- AioSync. This appears to the PFS as a normal synchronous operation (`osi_asy1=osi_asy2=OFF`).
- AioOk2CompImd, for accept and connect. The `osi_ok2compimd` bit is always on in the PFS for `vn_accept` and `vn_connect`, so the PFS can always complete these operations immediately without calling `osi_upda` or `osi_sched`. `osi_compimd` should be turned on if the PFS does happen to complete these operations immediately.
- The select and poll functions, which are already asynchronous with respect to the PFS. The PFS continues to call `osi_selpost` for the `vfs_batsel` and `vn_select` operations.

The PFS must handle or contribute to the support of:

- AioOk2CompImd, for reads (including `accept_and_rcv`) and writes, through support for `osi_ok2compimd`. Even when the PFS is able to complete a read or write type of operation immediately, it must still call `osi_sched` whenever `osi_ok2compimd=off`. See [“Asynchronous I/O flow details” on page 59](#) for details.
- AioCallB4 and deferred buffer allocation, by not requiring the presence of the user's data buffers during Part 1, unless `osi_ok2compimd=on`; and by passing the length of data that is available to be received to `osi_sched`.
- The ECANCELED Return_code, by failing a request with that return code when the request has been removed from a waiting queue because of `vn_cancel`. The race condition between `vn_cancel` and data arrival can only be resolved by the PFS.

Asynchronous I/O flow diagram

This diagram describes the general flow of an asynchronous operation, noting those parts of the interface that are specific to its asynchronosity, and the significant design points within the PFS that the LFS is dependent on. As it is based on a somewhat generic PFS model, it might not match any specific implementation, and a PFS might have to do some work to accommodate it. PFSs that have an associated separate address space should be able to fit this model. These design points can be met either in the kernel address space or in the associated address space.

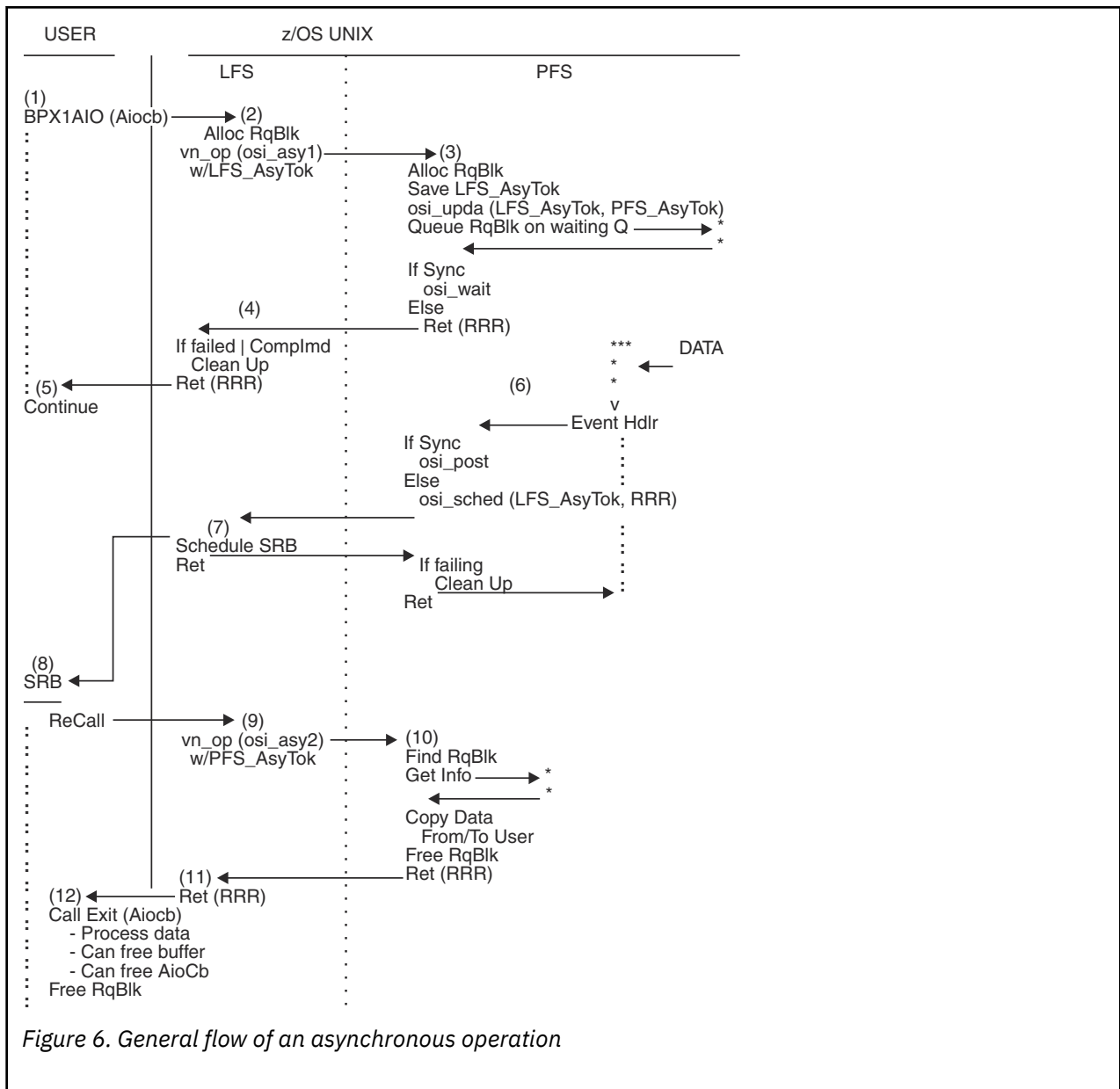


Figure 6. General flow of an asynchronous operation

Asynchronous I/O flow details

This flow is discussed as an addition to an existing PFS design that already handles synchronous blocking and non-blocking socket operations.

1. BPX1AIO/BPX4AIO (asynio) is called with an Aiocb structure. The Aiocb contains all the information that is needed to do the specific function.
2. The LFS builds an Async I/O Request Block (RqBlk). The PFS has signified support via the Pfsi_Asyio PFSinit output bit. The regular vnode operation for the function is invoked in the PFS with:
 - + The osi_asy1 bit turned on to indicate Async I/O Part 1.
 - + The osi_asytok field holding the LFS_AsyTok token.
3. Part 1 in the PFS:
 - The PFS builds its own Request Block. The LFS_AsyTok is saved for later use with osi_sched(). The PFS's PFS_AsyTok is passed back to the LFS via osi_upda(). This identifies the request to the PFS in Part 2 and to vn_cancel. Basic preliminary parameter and state checking can be done here.

- The user's read buffers are not referenced during Part 1 unless `osi_ok2compimd=ON` (see the Variations in this topic). This allows the user to defer read buffer allocation to just before Part 2. The requested length for reads is available, even if the buffers are not.
- The PFS queues the request to await the desired event. This is essentially the same thing that is normally done for blocking requests. Instead of calling `osi_wait()`, as it would at this point for a blocking request, the PFS returns to the LFS with the `Return_value`, `Return_code`, and `Reason_code` (RRR) from queueing the asynchronous I/O. For a successfully queued request, the `Return_value` is 0, and any output from the operation is deferred until Part 2. Important PFS structures are preserved as necessary over this return and the subsequent reentry to the PFS for Part 2.

The variations are as follows:

- If the operation fails during Part 1, the normal path is taken and, instead of the request being queued, the failure is returned. This includes both queueing failures and failures of the function that is being requested.
 - If the operation can be completed immediately and `osi_ok2compimd=ON`, the PFS can proceed as it would normally and complete the operation synchronously. `osi_compimd` is turned ON to tell the LFS that this has happened.
 - If `osi_ok2compimd=OFF`, the PFS must make the call to `osi_sched` from within this vnode operation, and proceed from Part 2 as if the data were not immediately available. This bit is only OFF for read/write type operations. If the PFS does not need to be recalled for Part 2 (for instance, with a short write), it can skip the call to `osi_upda`. It is all right to transfer the responsibility for calling `osi_sched` to some other thread, making the call asynchronously and returning to the LFS, as long as you do not wait for network input.
4. The LFS returns to the caller with `AioRC=EINPROGRESS`; or, if it has failed or completed immediately, cleans up and returns the operation's results.
 5. The original caller continues. All structures and data buffers must persist throughout the operation.
 6. Event occurrence in the PFS:
 - At some point data arrives for the socket, or buffers become available, and the request can be completed.
 - The PFS notices, or responds to, this condition as it normally does. Instead of calling `osi_post()`, as it would at this point for a blocked request, it calls `osi_sched()` with the saved `LFS_AsyTok` to drive Part 2.
 - For read type operations, the passed `Return_Value` contains the length of the data that is available to be read in Part 2. This is an optional performance enhancement that some applications may take advantage of. If the length is not easily known, 0 should be passed.
 - The rest of the action happens on the SRB, because user data cannot generally be moved while it is on the thread that calls `osi_post/osi_sched`.

The variations are as follows:

- If the request fails asynchronously, the PFS can report this on the call to `osi_sched()` by passing the failing three R's. There will be no Part 2 if the passed `Return_value` is -1, so the PFS has to clean everything up from here.
 - Alternatively, the PFS can save the results, pass success to `osi_sched()`, and report the failure from Part 2. This is sometimes more convenient when the event handler is in a separate address space and the PFS has resources to clean up in the kernel address space. The only time `osi_sched()` fails is if the passed `LFS_AsyTok` is no longer valid, which may represent a logic error in the PFS. `osi_sched()` succeeds even after the user has terminated, but the PFS sees `vn_cancel` instead of Part 2.
7. The LFS schedules an SRB into the user's address space and returns to the PFS. The SRB runs asynchronously to the caller of `osi_sched()`.
 8. The SRB runs in the user's address space, so that the user's data buffers can be referenced from "home" while in cross-memory mode. This also gets the user's address space swapped in if necessary. The LFS is recalled to get into the kernel address space.

9. The LFS reconstructs the original vnode request structures. The same vnode operation is invoked in the PFS as for Part 1, with:

- + The `osi_asy2` bit turned on to indicate Async I/O Part 2.
- + The `osi_asytok` field holding the `PFS_AsyTok` value from `osi_upda()`

The variations are as follows:

If `osi_upda` was not called during Part 1, the PFS is not called for Part 2.

10. Part 2 in the PFS:

- This is running on an SRB instead of the more usual TCB, and the PFS has to be able to handle this mode.
- From the `PFS_AsyTok`, the PFS is able to pick up from where it left off at the end of Part 1 (3), when it returned to the LFS instead of waiting. Necessary information that is related to the completing operation is obtained in a manner similar to that in which it is obtained after coming back from `osi_wait()`.
- Data is moved between the user's and the PFS's buffers for read/write types of operations; or the operation is completed as appropriate.
- The normal cross-memory environment has been recreated, with the user's buffers in home and the PFS's buffers in primary; or it is otherwise addressable as arranged by the PFS.
- The normal move-with-key instructions are used to protect against unauthorized access to storage. The `osi` copy services are available.
- For unauthorized callers in a TSO address space, the LFS has stopped the user from running authorized TSO commands while async I/O is outstanding. This avoids an obscure integrity problem, with user key storage being modified from a system SRB.
- The PFS returns to the LFS with the results of the operation and the normal output for this particular vnode operation, such as the `vnode_token` from `vn_accept`. The operation is over at this point, as far as the PFS is concerned.

The variations are as follows:

- If the operation fails during Part 2, this is reported back. An earlier failure may have been deferred to Part 2 by the PFS.
- For very large writes, the PFS may not want to commit all of its buffers to one caller. It may instead loop, sending smaller segments and waiting in between for more buffers. If this is the case, the PFS remains in control and does not return from Part 2 until the whole operation is complete, that is, until the remainder of the operation is synchronous and the PFS blocks as necessary, as it normally does in this loop. `osi_wait` is convenient here, as it accommodates SRB callers. Essentially, `osi_sched()` is only called when the first set of buffers become available and the effect is to offload the work from the user's task or SRB to a system SRB. The operation is still asynchronous to the user. This ties up the SRB, but it is considered to be a situation of relatively small frequency.
- Because SRBs are not interrupted with signals, `osi_waits` during Part 2 normally do not return as they do in the `EINTR` cases. If the user's process terminates, signal-enabled `osi_waits` return as if they have been signaled.

11. On return to the LFS, signals are sent and unauthorized exits are queued to the user's TCB (not shown).

12. The LFS returns to the SRB.

13. On return to the SRB, authorized exits are called and ECBs are posted. When the user program is notified that the I/O has completed, either on the SRB or user's TCB, it can free the `Aiobc` and buffers. The operation is over, as far as the LFS is concerned, either at the end of the SRB or after an unauthorized exit has run on the user's TCB.

Colony PFS PC

A PC number is established in colony address spaces that can be used from code running in the kernel to PC into the colony. This could be used by a related PFS that runs in the kernel or by a related file exporter's glue exit.

The PC number is passed to the PFS in the `pfsi_pfspc` field during initialization. Using this PC involves the following:

- The colony PFS must have a PC routine that will be the target of the PCs. This routine must reside in the colony or in common storage.
- The colony PFS passes the `pfsi_pfspc` PC number and the address of its PC routine to the cooperating code that runs in the kernel or otherwise makes these values known to the kernel code that will use them.
- The kernel PC caller must place the colony PC routine address in Register 15 and invoke the PC instruction with the `pfsi_pfspc` value.
- In the colony, the real PC routine that was established by the LFS branches to the address that is in Register 15.
- The PFS's PC routine is responsible for anything that it may need, and its entry is not much different from that of a real PC routine.

The PC is defined to be entered in the following state:

PSW key

0

Authorization

Supervisor state

AR

ASC mode

AMODE

31-bit

The registers on entry are as follows:

Register

Contents

0-13

As they were in the PC caller

14

A return address that can be used by the PC routine

15

The routine address as set by the PC caller

The routine does not have to save or restore any registers or state information. This is a stacking PC.

The routine must acquire any working storage that it may need in the primary, colony, address space.

The routine must set up an FRR or ESTAE if it needs any recovery to be run in the colony address space. It will be officially running under an ARR (associated recovery routine), but there will be no recovery done by that ARR.

When it has completed, the routine may either issue a PR instruction to return to the PC caller, or return to the address that was in Register 14 on entry; that is, issue BR 14.

- The PC caller must beware of the colony address space terminating while it is using the PC. If the colony address space terminates before the PC or during the PC routine's execution, the PC caller will abend.

Considerations for Internet Protocol Version 6 (IPv6)

The following should be considered when activating IPv6 on a system.

Activating IPv6 on a system

IPv6 is activated on a system with a second NETWORK statement for DOMAINNAME(AF_INET6) with DOMAINNUMBER(19), which arrives at the PFS as a second vfs_network call. If a PFS supports IPv6, it must support both AF_INET and AF_INET6; there are no IPv6-only stacks.

To indicate support for IPv6, a PFS must:

1. Set PfsiIpv6 on during initialization, to indicate that it can receive vfs_network(AF_INET6).
2. Return successfully from that call.

An administrator can add the second NETWORK statement for AF_INET6 dynamically with SETOMVS RESET=. The stack is free to reject the vfs_network if it arrives after initialization. Generally, both vfs_network calls are passed to the PFS during z/OS UNIX startup or after a PFS recycles. The vfs_network calls for AF_INET and AF_INET6 may be in any order.

If PfsiIpv6 has not been set, or if the vfs_network for AF_INET6 is not accepted, IPv6 sockets are not opened to that stack. When an application opens an AF_INET6 socket across a Common INET configuration of both IPv6-capable and IPv4-only stacks, an AF_INET socket is opened to the IPv4-only stacks, and a certain amount of address conversion and emulation is performed by CINET for the IPv4-only stack. An IPv6-capable stack must do its own conversions and emulations for any IPv4 partners that it permits on an IPv6 socket.

Common INET transport driver index

In a multi-stack configuration there can be duplication of interface indices. CINET inserts its transport driver index, TdIndex, into the upper halfword of all output interface indices to identify the interfaces uniquely. On input interface indices, the upper halfword is used to select a stack, and is cleared before the information is passed on to the stack. Each stack's TdIndex value is passed to it in PfsiTdIndex, but the stack does not have to do anything with the value.

For more information about the transport driver index, see the discussion of the SIOCGIFNAMEINDEX ioctl command in the usage notes of [w_ioctl \(BPX1IOC, BPX4IOC\) – Control I/O in z/OS UNIX System Services Programming: Assembler Callable Services Reference](#).

ioctl used by the XL C/C++ Runtime Library

The if_nameindex(), if_nametoindex(), and if_indextoname() functions use the SIOCGIFNAMEINDEX (Get Interface Name/Index Table) ioctl, which returns the Interface Name/Index Table for a PFS. The command and output arguments are defined in the BPXYIOCC macro, and are described in the discussion of the SIOCGIFNAMEINDEX **ioctl** command in [w_ioctl \(BPX1IOC, BPX4IOC\) – Control I/O in z/OS UNIX System Services Programming: Assembler Callable Services Reference](#).

ioctls used by the prerouter

The dialog between a transport provider and the Common INET prerouter for IPv6 is basically the same as the one for IPv4. The prerouter uses these ioctl commands, which are defined in the BPXYIOCC macro:

Command	Value	Description
SIOCMSADDRT6	'8044F604'x	Add an IPv6 route
SIOCMSDELRT6	'8044F605'x	Delete an IPv6 route
SIOCMSCHGRT6METRIC	'8044F60A'x	Change an IPv6 route's metric
SIOCGRT6TABLE	'C014F606'x	Get IPv6 network routing table
SIOCMSRBRT6TABLE	'8000F607'x	Rebuild IPv6 route tables
SIOCGHOMEIF6	'C014F608'x	Get IPv6 home interface configuration
SIOCMSRBHOMEIF6	'8000F609'x	Rebuild IPv6 home interface

Command	Value	Description
SIOCMSMODHOMEIF6	'8008F60B'x	Modify IPv6 home interface
SIOCMSADDRT6V2	'8058F60C'x	Add an IPv6 route, version 2
SIOCMSDELRT6V2	'8058F60D'x	Delete an IPv6 route, version 2
SIOCMSCHGRT6METRICV2	'8058F60E'x	Change an IPv6 route's metric, version 2

The associated argument structures are defined in the BPXYIOC6 macro.

ioctl's used by the resolver

The resolver uses two ioctl commands to get specific information from a stack. These command codes are defined in BPXYIOCC, and the associated argument structures are described as follows:

SIOCGSRCIPADDR (obtain source IP addresses for an array of IPv6 and IPv4 destination addresses)

SIOCGSRCIPADDR obtains the associated source address (by Source Address Selection algorithm, which is part of RFC 3484 (Default Address Selection)) for each of the IPv6 addresses passed in an array. The label and precedence of each source and destination address are also returned. This information is ultimately used to sort the IPv6 and IPv4 destination addresses, using the algorithm described in the RFC 3484 (Default Address Selection) for destination addresses.

Argument: An array of IPv6 and IPv4 destination addresses, with a total count of the addresses being passed. The IPv4 destination addresses must be passed in as IPv4-mapped IPv6 addresses. The only SisPreferences currently recognized by the z/OS Communications Server IP stack are SisSrcPreferPublic and SisSrcPreferTmp. Upon return from the IOCTL invocation, the array structure is to include a source IP address for each of the array elements associated with the destination address that is being passed. This source address is determined by the stack, using the Source Address Selection algorithm defined in RFC 3484 (Default Address Selection). If a source address cannot be determined for a specific destination IP address (for example, if there is no route to the destination), a null value is placed in the array element's IP source address field (SisSrcIPAddr).

```

DCL 1 SrcIpSelect Based Bdy(Word),
  2 SisHeader,
  3 SisVersion Fixed(8),      /* Version of the IOCTL interface
                               This should be SrcIpSelect_V2*/
  3 SisPreferences Bit(8),    /* IPV6_ADDR_PREFERENCES_FLAGS
                               byte-4 (see BPXYSOCK) */
  /* The following mapping of SisPreferences must */
  /* match the mapping of IPV6_ADDR_PREFERENCES_FLAGS */
  /* in BPXYSOCK (see BPXYSOCK) */
  5 * Bit(2), /* Invalid flags */
  5 SisSrcPreferNoncga Bit(1), /* IPV6_PREFER_SRC_NONCGA
                               Prefer non-crypto */
  5 SisSrcPreferCga Bit(1), /* IPV6_PREFER_SRC_CGA
                               Prefer cryptographic */
  5 SisSrcPreferPublic Bit(1), /* IPV6_PREFER_SRC_PUBLIC
                               Prefer public addr */
  5 SisSrcPreferTmp Bit(1), /* IPV6_PREFER_SRC_TMP
                               Prefer temp address */
  5 SisSrcPreferCoa Bit(1), /* IPV6_PREFER_SRC_COA
                               Prefer care-of addr */
  5 SisSrcPreferHome Bit(1), /* IPV6_PREFER_SRC_HOME
                               Prefer home address */
  3 SisSrcAddrFlagsIn Bit(8), /* Source IP address flags
                               (input to IOCTL) */
  5 SisIgnoreSourceVIPA Bit(1), /* B'1' indicates that
                               source VIPA should be ignored */
  5 * Bit(7), /*
  3 * Char(1), /* Available
  3 SisNumEntries Fixed(32), /* Number of destination
                               addresses for which a source
                               address must be selected */
  2 SisIpAddrs(*),
  3 SisDestInfo, /* Destination IPAddr data */
  4 SisDestIPAddr Char(16), /* Destination IP address. Can

```

```

                                contain a native IPv6 address,
                                or a mapped IPv4 address
*/
    5 SisIPv4prefix Char(12), /* IP address prefix */
    7 SisIPv4nulls Char(10), /* Always nulls for IPv6
                                mapped addresses */
    7 SisIPv4mapped Char(2), /* IPv6 mapped prefix */
    5 SisV4DestIPaddr Char(4), /* IPv4 address */
    4 SisDestLabel Fixed(16), /* Dest IP addr label */
    4 SisDestPrecedence Fixed(16), /* Destaddr precedence */
    4 * Char(4),
    3 SisSrcInfo, /* Source IP address data */
    4 SisSrcIPaddr Char(16), /* Associated Source IP address
                                (output from IOCTL) */
    4 SisSrcLabel Fixed(16), /* Src IP address label */
    4 SisSrcPrecedence Fixed(16), /* Src IPaddr precedence */
    4 SisSrcScopeID Fixed(32),
    3 SisReturnInfo, /* Other IOCTL output */
    4 SisRetcode Fixed(32), /* Return code from attempt to
                                obtain a source address */
    4 SisSrcAddrFlags Bit(8), /* Source IP address flags
                                (output from IOCTL) */
    5 SisSrcDeprecated Bit(1), /* B'1' indicates address is
                                deprecated (only applicable for
                                native IPv6 addresses */
    5 * Bit(7),
    4 * Char(3); /* Available */
DCL SrcIpSelect_V2 Fixed(8) Constant(2);
DCL SrcIpSelect_Version Fixed(8) Constant(2);

```

SIOCGIFVERSION (determine if an IPv4 or IPv6 interface has been configured on a TCP/IP stack)

SIOCGIFVERSION determines if a TCP/IP stack in an INET environment has a configured IPv6 or IPv4 source address. (In this case, the loopback address is not considered to be valid as a configured interface.) This information is needed so that appropriate DNS queries can be made (IPv6 address records (AAAA) vs. IPv4 address records (AA)).

Argument: A four-byte area containing flags that provide the following information:

```

DCL 1 IfVersionInfo Based, /* SIOCGIFVERSION structure */
    2 IfVerFlags Bit(16), /* Stack flags */
    3 IfVerIPv6Interfaces Bit(1), /* Are there any IPv6
                                interfaces active other than
                                loopback */
    3 IfVerIPv4Interfaces Bit(1), /* Are there any IPv4
                                interfaces active other than
                                loopback */
    3 IfVerIPv6Supported Bit(1), /* Is IPv6 supported by this
                                stack */
    3 * Bit(13), /* Available */
    2 * Char(2); /* Available */

```

PFS support for multilevel security

To support multilevel security, a PFS must provide certain capabilities.

vn_link

If a link is attempted to a character special file, and there is a security label on the file or on the directory for the new link, the vn_link call will fail with EPERM. If the ZCredSeclabActive flag is on, the following checks should be done:

1. If zCredSeclabRequired is on and the object has no security label, the zCredROSeclabel should be used as the object security label for all subsequent checks.
2. If the directory for the new link has a security label of SYSMULTI, no further security label checking is necessary.
3. If the directory for the new link has no security label, or has a security label other than SYSMULTI, a check for equality must be done between the security label of the directory and the security label of the file. If the values are equal, no further security label checking is necessary.

4. If the equality check fails, a dominance check must be made to check that the security label of the directory and the security label of the file are equivalent. The call to check security label equivalence should look like this:

```
RACROUTE REQUEST=DIRAUTH,RSECLABEL=(x),TYPE=EQUALMAC,USERSECLABEL=(y)
```

where x and y are registers that contain the addresses for the security labels.

vn_readdir

If the ZCredSeclabActive flag is set, the following checks should be done:

1. If zCredSeclabRequired is on and the directory has no security label, the zCredROSeclabel should be used as the object security label for all subsequent checks.
2. If the directory has a security label of SYSMULTI, a dominance for read should be made between the user's security label and the security label of each entry in the directory. The user's security label is passed in the ZCredSeclabel field. If the security label of the directory entry is SYSMULTI or SYSLOW, the dominance check can be bypassed. If the dominance check fails, the directory entry should be excluded from the output buffer. The dominance check should look like this:

```
RACROUTE REQUEST=DIRAUTH,RSECLABEL=(x),ACCESS=READ,USERSECLABEL=(y)
```

where x and y are registers that contain the addresses for the security labels.

Note:

1. The PFS may cache object security labels to avoid rechecking for labels that have already passed the dominance check. A good cache is likely to result in a single check for each unique security label per readdir call.
2. No indication will be returned from the PFS if some names were excluded from the output buffer.
3. Discrepancy between the apparent number of entries in a directory and the number that can be read is acceptable.
4. The LFS will not filter names based on security label when it does a readdir2 for a PFS that does not support security labels. Any PFS that supports security labels must also support readdir2.
5. When the index method is used to read a directory, the meaning of the index is not the relative name in the directory, but the relative name that the user can access. For example, if the request is to return entries beginning with entry 10, the PFS must start at the first entry and verify dominance on each name until the 10th name that the user is permitted to see is found, and start returning names that can be seen from that point.

vn_readlink

If the zCredSeclabActive flag is set, the following checks should be done:

1. If zCredSeclabRequired is on and the directory has no security label, the zCredROSeclabel should be used as the object security label for all subsequent checks. If this flag is on, and the resulting object security label continues to be null because no value was provided by zCredROSeclabel, vn_readlink should return with a failure of EACCES.
2. A dominance check should be performed between the user's security label and the security label of the symbolic link. The user's security label is passed in the zCredSeclabel field. If the security label of the directory entry is SYSMULTI or SYSLOW, the dominance check can be bypassed. If the dominance check fails, the vn_readlink should return with a failure of EPERM. The dominance check should look like this:

```
RACROUTE REQUEST=DIRAUTH,RSECLABEL=(x),ACCESS=READ,USERSECLABEL=(y)
```

where x and y are registers that contain the addresses for the security labels.

vn_setattr

If the AttrSeclabelChg flag is set, a call to the SAF callable service IRRSSB00 should be made to set the security label for the file. The new security label is passed in the zCredSeclabel field, which is passed to SAF. The PFS does not have to access the new or the old security label.

PFS support for 64-bit virtual addressing

The main consideration for 64-bit addressing is the user data buffers, which might require 64-bit addressing in the UIO, IOV, and MSGH structures.

- For a PFS that is running in AMODE 31, other user parameters are copied into the kernel below the 2-gigabyte line, and these copies are passed to the PFS. R1 points to a parameter list of 31-bit addresses, and all calling parameters are below the 2-gigabyte line, although some of these parameters might contain 64-bit addresses of areas that are above the 2-gigabyte line.
- For a PFS that is running in AMODE 64, R1 points to a parameter list of 64-bit addresses, and user parameters might be below or above the 2-gigabyte line.

The data length parameter for read and write-type operations with 64-bit addressing remains 31 bits long.

Levels of support for 64-bit virtual addressing

From the point of view of the LFS, there are three levels of PFS support for 64-bit virtual addressing: None, 64-bit supporting, and 64-bit exploiting.

None

The PFS has no understanding of 64-bit addresses. The LFS copies 64-bit addressable user data to an internal 31-bit addressable buffer before it invokes the PFS for write-type operations, and vice versa for reads.

64-bit supporting

The PFS can handle 64-bit user virtual addresses, or it makes use of the OSI services that can. It does not itself use buffers above the 2-gigabyte line or run in AMODE 64, at least not to the knowledge of the LFS.

64-bit exploiting

- The PFS supports 64-bit user virtual addresses. It may run in AMODE 64 and have its own data buffers, or even autodata, above the 2-gigabyte line. Some considerations for these PFSs are:
 - Unless otherwise specified, the OSI service routines expect to be called in AMODE 31, with a 31-bit parameter list address and 31-bit parameter addresses. The calling interface may have to be manually constructed below the 2-gigabyte line.
 - The SAF (RACF) services do not support 64-bit callers or addresses.
 - MVS WAIT and POST services do not support ECBs above the 2-gigabyte line.

Tip: A PFS should be at least 64-bit supporting, in order to avoid the extra LFS data move that is otherwise required for high user buffers.

Indicating support for 64-bit virtual addressing

A PFS indicates support for 64-bit user virtual addressing during initialization with:

<code>pfsi_addr64</code>	Indicates the PFS supports 64-bit user virtual addresses in the UIO, IOV, and MSGH structures. <code>PfsiAddr64</code> in PL/X.
--------------------------	---

A user indicates 64-bit addressing to the PFS with the following fields and structures:

<code>u_addr64</code>	Indicates that this UIO, and any associated IOV and/or MSGH when present, uses 64-bit addresses. <code>FuioAddr64</code> in PL/X.
<code>u_buff64vaddr</code>	A 64-bit field that contains the virtual address of the area being passed. <code>FuioBuff64VAddr</code> in PL/X.

The IOV and MSGH structures have corresponding 64-bit formats, IOV64 and MSGH64.

When an application program in AMODE 64 calls a z/OS UNIX service, 64-bit user addressing is assumed and is used by the LFS. This does not necessarily mean that the 64-bit address values are actually greater than 2 gigabytes. Most 64-bit addresses will come from C programs that have been compiled with LP64,

which makes all longs and pointers 64 bits by default, regardless of whether the program's heap is above the 2-gigabyte line.

osi_copy64 routine

The OSI routine `osi_copy64` ([“osi_copy64 — Move data between user and PFS buffers with 64-bit addresses” on page 360](#)) helps a PFS deal with 64-bit addresses. It takes 64-bit virtual addresses and operates in much the same way as `osi_copyin` and `osi_copyout`. `osi_copy64` is a high-performance routine that does not PC into the kernel. It handles 31- or 64-bit user and PFS buffer addresses for AMODE 31 or AMODE 64 PFS callers.

Minimum 64-bit support

The minimum needed by a PFS to be 64-bit supporting is:

- If the only data moves to or from the user address space are done with `osi_uimove`, the PFS just needs to set `pfsi_addr64` during initialization.
- If `osi_copyin` or `osi_copyout` are used for user buffers, the PFS must check the `FuioAddr64` flag at each of these calls, and use `osi_copy64` or `osi_uimove` whenever this flag is on.
- If the PFS does its own MVCSKs and MVCDKs, it must check the `FuioAddr64` flag at each of these locations and handle moves with 64-bit addresses; or call `osi_copy64` or `osi_uimove` at these points. Doing your own moves is, of course, fastest.

Specific considerations for vnode operations

The following vnode operations contain parameters that may contain 64-bit addresses or point to structures that contain 64-bit addresses. Each of these operations has `Fuio` as an input parameter, which may point to a 64-bit user buffer:

- `vn_rdwr`
- `vn_readdir`
- `vn_readlink`
- `vn_sndrcv`
- `vn_sendtorcvfrom`
- `vn_readwritev`—the IO vectors passed may be in an IOV or an IOV64 structure.
- `vn_srmsg`—the message header passed may be an MSGH or an MSGH64 structure.

Note:

1. MSGH64 and IOV64 are always used together.
2. Whenever `FuioAddr64` is on (and `FuioRealPage` is off):
 - `FuioBuff64Vaddr` points to a buffer, an IOV64, or an MSGH64.
 - A MSGH64 always points to an IOV64.

Expanded 64-bit time values

As part of the POSIX standards for 64-bit computing, which is known as LP64 (64-bit Longs and Pointers), the `time_t` data type for file times is expanded to 64 bits in z/OS V1R6. The current signed 31-bit data type will go negative in 2038. Because the 390 system clock will wrap in 2042, there is an issue for PFSes that store time in STCK format.

The z/Architecture® has a 128-bit STCKE that adds one byte to the left of the current 8-byte format; that is, it has five bytes of "seconds", and goes to about the year 36765. An 8-byte POSIX time value goes far beyond that. A 9-byte time field, or the left 8 bytes of the new STCKE, would hold any real times, and an 8-byte POSIX format field would hold anything that could be set by a user.

z/OS UNIX allows existing external time fields that cannot handle the next epoch to wrap. That is, the initial value for the next epoch is zero and the values in those fields increase positively with time. This starts in the year 2038 for 4-byte signed POSIX times and in the year 2042 for unsigned 8-byte STCK times. Many of these fields will have a separate but corresponding time that will not wrap for these dates; for example, an 8-byte POSIX time or an 8 or 16-byte extended STCKE time.

XL C/C++ Runtime Library support

XL C/C++ Runtime Library supports old 31-bit programs and new LP64 programs with a stat structure that contains 4-byte and 8-byte time fields for all five file time values: the POSIX atime, mtime, ctime; and the z/OS UNIX reference time and create time. The old fields could not be expanded in place without changing the offset of all the following fields; new fields were therefore added to the end. When a C program is compiled without LP64, the stat structure is generated with the POSIX names (such as st_atime) on the 4-byte fields; and when it is compiled with LP64, those names coincide with the new 8-byte fields. The unused fields in each compile have dummy names that would not be referenced by the average C program.

There are two separate runtime libraries, compiled from the same source with and without LP64, so that even the runtime library will not reference both field types at the same time.

PFS support

The kernel supports 31-bit and 64-bit programs with the same routines. The PL/X stat structure, BPXYSTAT, has both fields generated; the new fields have new names. BPXYATTR (“BPXYATTR — Map file attributes for v_ system calls” on page 429) also has five new 8-byte time fields:

```

3 AttrEndVer1      Char(0),      /* +A0 --- End of Version 1 --- @D2C*/

3 AttrStat4 ,      /* +A0 Fourth part of the stat @DAA*/
5 AttrLP64 ,        /* +A0 LP64 Versions @DAA*/
7 AttrAtime64      Char(8),      /*+A8 Access Time @DAA*/
7 AttrMtime64      Char(8),      /*+B0 Data Mod Time @DAA*/
7 AttrCtime64      Char(8),      /*+B8 Metadata Change Time @DAA*/
7 AttrCreateTime64 Char(8),      /*+C0 File Creation Time @DAA*/
7 AttrRefTime64    Char(8),      /*+C8 Reference Time @DAA*/
7 *                Char(8),      /*+A0 May be AttrIno64 @DAA*/

5 *                Char(16),     /* +D0 Reserved (1st consider @DAA
                                space at +5C,+8D,+94) @DAA*/
3 AttrEndVer2 Char(0),      /* +E0 End of Version 2 @DAA*/

```

The associated 4- and 8-byte fields will usually contain the same values, until some time in the year 2038.

The C ATTR structure in BPXYVFSI exactly matches the PL/X Attr:

```

char    at_atime64[8];      /* +A0 --- End Ver 1 --- @P5A*/
char    at_mtime64[8];      /* Large Time Fields @P5A*/
char    at_ctime64[8];      /*+P5A*/
char    at_create64[8];     /*+P5A*/
char    at_ref64[8];        /*+P5A*/
char    at_rsvd4[8];        /*+P5A*/
char    at_rsvd5[16];       /*+P5A*/
                                /* +E0 --- End Ver 2 --- @P5A*/

```

PFSs must return both sets of time fields in all output ATTRs. This includes vn_getattr, any osi_attr, and ReadDirPlus (part of “v_readdir (BPX1VRD, BPX4VRD) — Read entries from a directory” on page 315). The LFS always passes to the PFSs an ATTR that is large enough to hold the 8-byte times (at least of length Attr#Ver2Len). The stat() function is performance-sensitive because it is called so often by programs in the field, and it is faster for the PFSs to set the five extra fields than for the LFS to check to see if it has been done, and then copy the 4-byte values to the 8-byte fields.

PFSs that support vn_setattr, or setting times at all, must accept 8-byte time values. The AttrLP64Times bit in BPXYATTR indicates that the time value is being passed in the 8-byte fields. Most of these 8-byte

time values will still be less than 2 gigaseconds, but they are being passed by LP64 programs. An LP64 program may try to `utime()` beyond 2 gigaseconds.

PFSs that use `BPXXCTME` should use the new syntax for large time values. The `BPXXCTME` macro converts to and from the extended `STCKE` TOD format with the optional `EXTENDED` keyword:

```
?BPXXCTME INPUT(TOD|SSE)
    TOD(8ByteArea|16ByteArea)
    SSE(WordArea|DWordArea)
    MICSEC(WordArea)
    EXTENDED(8<,4>|16<,4>) (optional)
```

`INPUT` indicates the input field, and `TOD` is a doubleword-aligned 8- or 16-character field containing the input TOD or the converted value. `SSE` is a word-aligned 4-byte character field or doubleword-aligned 8-byte character field containing the input `SSE` or the converted value. [Table 5 on page 70](#) shows the `TOD` and `SSE` fields with the `EXTENDED` keyword:

Table 5. TOD and SSE fields with the EXTENDED keyword		
EXTENDED	TOD	SSE
Keyword is omitted	Bytes 1 through 8 of the <code>STCK</code> format	A 4-byte character field
EXTENDED(8)	Bytes 1 through 8 of the <code>STCKE</code> format	An 8-byte field
EXTENDED(16)	Bytes 1 through 16 of the <code>STCKE</code> format	An 8-byte field
EXTENDED(16,4)	Bytes 1 through 16 of the <code>STCKE</code> format	A 4-byte field

PFS support for reason code error text

The `pfscctl` function allows a PFS to provide error text for reason codes that are not supported by the kernel for display by the `BPXMTEXT` utility. The `vfs_pfscctl` command value is `pfscctl_errortext` (`0xc000000b`).

During initialization, the PFS declares a range of values for the high byte of the reason codes that it issues. To extract error text for a given reason code, the `BPXMTEXT` utility calls `pfscctl`, `BPX1PCT`. For reason codes not supported by the kernel, the LFS looks for a PFS that supports the high byte value and, if found, the LFS forwards the `pfscctl` call to that PFS for processing.

Indicating PFS support for the error text pfscctl call

To indicate the range of reason codes that it issues, the PFS returns low and high values in the `PFSI` structure at the time the PFS initializes. High byte values for PFSs are normally assigned by the LFS. The following fields in the `PFSI` indicate the low and high values for the range of reason codes:

```
pfsi_complow char; /* low value for the PFS reason code high byte */
pfsi_comphigh char; /* high value for the PFS reason code high byte */
```

These fields should be set to zero if the PFS does not support the `pfscctl_errortext` command.

Passing data on the error text pfscctl call

As with all `pfscctl` calls, this is a `FUIO` type of operation. The PFS should assume that the buffer used to pass the request type and receive the response may reside in the user address space and should handle all data accesses and moves appropriately. No `SAF Check Privilege` call should be made to check authorization for this call.

The following structure, `pfscctl_et_hdr`, maps the header of the `pfscctl` buffer for this command call:


```

struct pfsctl_et_hdr {
    short et_rqst;      /* type of text requested - pfsctl_et_**** */
    short rsvd;
    char et_reasoncd[4];
};

```

The following values are supported for the pfsctl_et_**** request type:

```

pfsctl_et_desc      0 /* request for the error description */
pfsctl_et_action    1 /* request for the action text */
pfsctl_et_modname   2 /* request for the issuing module information */

```

On entry, the beginning of the buffer is mapped by the pfsctl_et_hdr structure. This is used to indicate the type of data being requested and for which reason code.

On return, the requested text starts at the front of the buffer, overlaying the header. The Return_value from the pfsctl call indicates the number of bytes returned in the buffer. If the buffer is not long enough to hold all of the requested text, the service returns only the amount of data that fits in the buffer and sets the Return_value accordingly. There is no explicit indication that data was truncated. The returned text is assumed to be a simple string of text, not null-terminated, and newline characters are not required unless the text has specific formatting requirements. The BPXMTEXT utility will attempt to flow the text and honor newline characters.

PFS support for MODIFY OMVS,PFS

A PFS can support a vfs_pfsctl with command code PC_MODIFYPFS (0xC000001D). This vfs_pfsctl is sent to the PFS for the following operator command:

```
MODIFY OMVS,PFS=<pfsname>,<command_string>
```

vfs_pfsctl is a FUIO type of operation. The FuiioBufferAddr and FuiioBufferAlet point to a structure that contains the command string that is specified on the MODIFY command, its length, and the CART and CONSOLE ID from the MODIFY command. With this, a PFS in the OMVS address space can receive and process MODIFY command requests.

- For zFS, see [z/OS system commands in z/OS File System Administration](#) for examples of MODIFY commands that are supported by zFS.
- For TFS, see [Managing the temporary file system in z/OS UNIX System Services Planning](#) for examples of MODIFY commands that are supported by TFS.

The following structure maps the header of the pfsctl buffer for this command call:

```

typedef struct s_pc_modify {
    char    pc_modaye[4];      /*+00 EBCDIC ID - "MODP"          */
    short   pc_modlen;         /*+04 Length of pc_modify struct  */
    short   pc_modvers;        /*+06 Version number             */
    int      pc_modconsid;     /*+08 Console id                 */
    char     pc_modcart[8];    /*+0C Command And Response Token */
    int      pc_modstringlen;  /*+14 length of modify string     */
    char     pc_modstring[120]; /*+18 modify string              */
} PC_MODIFY;                  /* @ELA*/

```

PFS support for running in AMODE 64

A PFS indicates support for running in AMODE 64 during initialization with:

```
pfsi_amode64 Indicates the PFS runs in AMODE 64. PfsiAmode64 in PL/X
```

A PFS that supports pfsi_amode64 must also support pfsi_addr64 (must support 64-bit user addresses), and must not set pfsi_cpfs (cannot use HOTC).

For PFSes running in AMODE 64, the LFS will call the PFS with R1 pointing to a parameter list of 64-bit addresses. The parameter list and the parameters can be below or above the 2-gigabyte line.

Osi services have support for AMODE 64 PFSeS, with the exception of the following:

- `osi_thread`
- `osi_copyin`
- `osi_copyout`

Chapter 3. PFS operations descriptions

This topic describes each PFS operation, which are arranged in alphabetic order. The C language prototypes and definitions for these operations can be found in [Appendix D, “Interface structures for C language servers and clients,” on page 461](#). Assembler definitions are in [Appendix B, “Mapping macros,” on page 429](#).

Environment for PFS operations

Each PFS operation (vfs_ and vn_ functions) operates in the following environment:

Environment at entry

Operation	Environment
Authorization:	Supervisor state, PSW key 0
Dispatchable unit mode:	Task or SRB, if the PFS has indicated that it supports SRB-mode callers. You cannot assume that vfs or vn routines receive control under the same dispatchable unit as the requestor of the related callable service. For example, unmount() and sync() do not.
Cross memory mode:	Any
AMODE:	31-bit or 64-bit
ASC mode:	Primary mode
Interrupt status:	Enabled for interrupts
Locks:	Unlocked
Control parameters:	All parameters are in key 0 storage in the primary address space. They are not fetch protected.

Registers at entry

The contents of the registers on entry to this operation are as follows:

Register	Contents
0	Contains the Vnode or VFS operation number. This number is the index of the operation in the vnop table or the vfso table. This number starts with one for the first operation in each table, and has 0x800 added to the VFS operation numbers so that they can be differentiated from the Vnode operations. For example, for vn_lookup R0 is 8 and for vfs_sync R0 is 0x0803.
1	Parameter list address.
2-12	Undefined.
13	Save area address, of a 136-byte save area.
14	Return address.
15	Entry address.
AR0-15	Undefined.

Environment at exit

Upon return from this operation, the entry environment must be restored.

Registers at exit

Upon return from this operation, the register contents must be as follows:

Register	Contents
2-13	Restored from the entry values.
0,1,14,15	Undefined.
ARO-15	Untouched or restored from the entry values.

C header files

The C header files that are referred to in this section (such as `stat.h`) can be found in *z/OS XL C/C++ Runtime Library Reference*.

vfs_batsel – Select/poll on a batch of vnodes

Function

The `vfs_batsel` operation monitors activity on a batch of vnodes (multiple vnodes) to see if they are ready for reading or writing, or if they have an exceptional condition pending. The vnodes can be for a socket, pipe, regular, or pseudoterminal file.

Environment on entry and exit

See [“Environment for PFS operations”](#) on page 73.

Input parameter format

```
vfs_batsel (Token_structure,
            OSI_structure,
            Audit_structure,
            Reserved_1,
            Function,
            Batch-Select_Structure
            Reserved_2,
            Return_value,
            Return_code,
            Reason_code)
```

Parameters

Token_structure

Supplied parameter

Type:

TOKSTR

Length:

Specified by TOKSTR.ts_hdr.cbllen.

The `Token_structure` represents the file system (VFS) being operated on. It contains the PFS's initialization token and mount token. Refer to [“LFS/PFS control block structure”](#) on page 17 for a discussion of this structure, and to the TOKSTR typedef in BPXYPSI in [Appendix D, “Interface structures for C language servers and clients,”](#) on page 461 for its mapping.

OSI_structure

Supplied and returned parameter

Type:

OSI

Length:

Specified by OSI.osi_hdr.cbllen.

The OSI_structure contains information used by the OSI operations that may be called by the PFS. See [Chapter 6, “OSI services,” on page 353](#) for more information.

It also contains MVS-specific information that needs to be passed to the PFS, including SMF accounting fields, a work area, a recovery area, and an optional pointer to an output ATTR structure. For more details on the OSI structure, see [“The OSI structure” on page 19](#).

This area is mapped by the OSI typedef in BPXYPFSI in [Appendix D, “Interface structures for C language servers and clients,” on page 461](#).

Audit_structure

Supplied parameter

Type:

CRED

Length:

Specified by CRED.cred_hdr.cbllen.

The Audit_structure contains information used by the security product for access checks and auditing. It is passed to most SAF routines that are invoked by the PFS.

Refer to [“Security responsibilities and considerations” on page 12](#) for a discussion of security processing, and to the CRED typedef in BPXYPFSI in [Appendix D, “Interface structures for C language servers and clients,” on page 461](#) for the mapping of this structure.

Reserved_1

Supplied parameter

Type:

Integer

Length:

Fullword

The value 0. This parameter is reserved to maintain consistency with the vn_select operation interface.

Function

Supplied parameter

Type:

Integer

Length:

Fullword

A fullword that specifies whether this is a batch-select query or a batch-select cancel request, and whether it is a poll or a select request. The values for this field are defined in the BPXYPFSI header file (see [Appendix D, “Interface structures for C language servers and clients,” on page 461](#)).

Function specifies the type of select that is being requested:

- Query (SEL_BATSELQ or SEL_BATPOLLQ): The PFS should perform the following for query:
 1. Check each of the files in the Batch-Select_Structure to see whether any of the specified events for a file can be satisfied immediately. If so, the BSIC Response fields for those files are updated, and the status for any one of them is returned in the Return_value parameter.
 2. If there is no immediate status to report for any file in the Batch-Select_Structure, the PFS records that a select is pending for each of the files and sets up to invoke osi_selpost later, when

one of the selected events has occurred. The PFS returns a value of 0 in Return_value after it has performed its internal processing to set up select pending for each of the files.

The occurrence of an event and the subsequent invocation of `osi_selpost` happen asynchronously on another thread or MVS task.

- **Cancel (SEL_BATSELC or SEL_BATPOLLC):** The PFS performs the following for cancel:
 1. If there is a pending select recorded for a file with the same SelectToken that was specified on a previous query, it must be canceled in such a way that `osi_selpost` is not invoked.
 2. Check each of the files that are specified in the Batch-Select_Structure to see whether any of the specified events can be immediately satisfied. If at least one file has status, that status is returned in the Return_value parameter, and the status for each of the selected files is returned in the BSIC Response fields for those files. If a file does not have status, a 0 is returned in the BSIC Response field for that file. If none of the files have status, 0 is returned in the Return_value parameter.

Batch-Select_Structure

Returned parameter

Type:

BSIC

Length:

Calculated: A BSIC header plus one BSIC entry for each selected file.

An area that contains information about the selected files and events. It specifies which files and events are being selected, a SelectToken for each file, a response area for status, and work area pointers for use by the PFS. This area is mapped by the BSIC typedef in the BPXYPFSI header file (see [Appendix D, “Interface structures for C language servers and clients,” on page 461](#)). The events that can be selected for select requests are:

- **SEL_READ:** A read that is issued against this file will not block.
- **SEL_WRITE:** A write that is issued against this file will not block.
- **SEL_XCEPT:** An exceptional condition, as defined by the particular PFS, has occurred. This could happen when a socket connection becomes inoperative because of network problems, or when the other end of the socket is closed.

For poll requests, the events that can be selected are documented in other manuals (for instance, *z/OS XL C/C++ Runtime Library Reference*). The mapping for these fields is defined in the BPXYPFSI header file.

For reading and writing, an error condition that would cause the read or write to fail means that the operation will not block and therefore the file is ready for that operation.

If one or more of the selected events are ready for any of the selected files, the PFS immediately returns the status for one of the files in the Return_value parameter, using the same bit mapping that is used in the BSIC Response field.

Reserved_2

Supplied parameter

Type:

Integer

Length:

Fullword

The value 0. This parameter is reserved, to maintain consistency with the `vn_select` operation interface.

Return_value

Returned parameter

Type:

Integer

Length:

Fullword

The name of a fullword in which the vfs_batsel service returns the results of the operation, as one of the following:

Return_value**Meaning****-1**

The operation was not successful. This causes the whole `select()` or `poll()` request, as made by the application program, to fail. The `Return_code` and `Reason_code` values are passed back to the application program.

0

There is no status for any of the files in the Batch-Select_Structure, and the operation was successful.

- For query (SEL_BATSELQ or SEL_BATPOLLQ): The PFS is set up to invoke `osi_selpost` when the requested event occurs.
- For cancel (SEL_BATSELC or SEL_BATPOLLC): The PFS has canceled the request to invoke `osi_selpost`, or it was never set up to do so. The PFS will not invoke `osi_selpost` after returning from this call.

Greater than 0

Status is being returned in the Batch-Select_Structure. The returned status in this parameter has the same format as the BSIC Response field.

- For query (SEL_BATSELQ or SEL_BATPOLLQ): The operation is complete and the PFS will not invoke `osi_selpost` for this request.
- For cancel (SEL_BATSELC or SEL_BATPOLLC): The PFS has canceled the request to invoke `osi_selpost` if it had been recorded.

Return_code

Returned parameter

Type:

Integer

Length:

Fullword

A fullword in which the vfs_batsel operation stores the return code. The vfs_batsel operation returns `Return_code` only if `Return_value` is -1. For a complete list of supported return codes, see [Return codes \(errno\)](#) in *z/OS UNIX System Services Messages and Codes*.

Reason_code

Returned parameter

Type:

Integer

Length:

Fullword

A fullword in which the vfs_batsel operation stores the reason code. The vfs_batsel operation returns `Reason_code` only if `Return_value` is -1. `Reason_code` further qualifies the `Return_code` value. These reason codes are documented by the PFS.

Implementation notes**Overview of vfs_batsel processing**

The vfs_batsel operation is identical to the `vn_select` operation, except that a batch of files (multiple files) are selected using the Batch-Select_Structure, instead of only one. For information about `vn_select`, refer to [“Select/poll processing” on page 46](#).

For more information about the semantics of this operation for a POSIX-conforming PFS, refer to the publications mentioned in [“Finding more information about sockets”](#) on page 2 for the select function.

Specific processing notes

- On the query request, the PFS should save the BSIC SelectToken for each file passed in the Batch-Select_Structure. This token is used both during the cancel request (to delete the request) and when an event occurs that the LFS should be informed of through the `osi_selpost` function.
- The PFS can use the BSIC entry `workptr` field in the Batch-Select_Structure to save information about each file during a query request. It can also use the BSIC header `workptr` field to save information about the entire query (such as an address where it has stored information about this request) so that it can be found during a cancel request. The data is used to correlate the cancel request with its matching query request. This provides an alternative to scanning the PFS control blocks for matching SelectToken values.

Serialization provided by the LFS

None.

Security calls to be made by the PFS

None.

Related services

- [“vn_select — Select or poll on a vnode ”](#) on page 201

vfs_gethost — Get the socket host ID or name

Function

The `vfs_gethost` operation gets the ID or the name of the socket host.

Environment on entry and exit

See [“Environment for PFS operations”](#) on page 73.

Input parameter format

```
vfs_gethost (Token_structure,
             OSI_structure,
             Audit_structure
             Name_length,
             Name,
             Return_value,
             Return_code,
             Reason_code)
```

Parameters

Token_structure

Supplied parameter

Type:

TOKSTR

Length:

Specified by TOKSTR.ts_hdr.cbllen.

The `Token_structure` represents the file system (VFS) that is being operated on. It contains the PFS's initialization token and mount token. Refer to [“LFS/PFS control block structure”](#) on page 17 for a discussion of this structure, and to the TOKSTR typedef in BPXYPSI in [Appendix D, “Interface structures for C language servers and clients,”](#) on page 461 for its mapping.

OSI_structure

Supplied and returned parameter

Type:

OSI

Length:

Specified by OSI.osi_hdr.cbllen.

The OSI_structure contains information that is used by the OSI operations that may be called by the PFS. See [Chapter 6, “OSI services,” on page 353](#) for more information.

It also contains MVS-specific information that needs to be passed to the PFS, including SMF accounting fields, a work area, a recovery area, and an optional pointer to an output ATTR structure. For more details on the OSI structure, see [“The OSI structure” on page 19](#).

This area is mapped by the OSI typedef in BPXYPFSI in [Appendix D, “Interface structures for C language servers and clients,” on page 461](#).

Audit_structure

Supplied parameter

Type:

CRED

Length:

Specified by CRED.cred_hdr.cbllen.

The Audit_structure contains information that is used by the security product for access checks and auditing. It is passed to most SAF routines that are invoked by the PFS.

Refer to [“Security responsibilities and considerations” on page 12](#) for a discussion of security processing, and to the CRED typedef in BPXYPFSI in [Appendix D, “Interface structures for C language servers and clients,” on page 461](#) for the mapping of this structure.

Name_length

Supplied and returned parameter

Type:

Integer

Length:

Fullword

A fullword that contains the length of the name. If this value is zero, the request is for the host ID. Otherwise, this is the length of the buffer to hold the name. On return, for host name, this field contains the length of the name plus one for the null.

Name

Returned parameter

Type:

String

Length:

Specified by Name_length

An area that contains the name on return, if the host name was requested. This name must be null-terminated by the PFS.

Return_value

Returned parameter

Type:

Integer

Length:

Fullword

A fullword in which the `vfs_gethost` operation returns the results of the operation, as one of the following:

Return_value
Meaning

-1

The operation was not successful. The `Return_code` and `Reason_Code` values must be filled in by the PFS when `Return_value` is -1.

0

The operation was successful (for getting the host name).

Greater than 0

The operation was successful (for getting the host ID) and is the identifier of the current host.

Return_code

Returned parameter

Type:

Integer

Length:

Fullword

A fullword in which the `vfs_gethost` operation stores the return code. The `vfs_gethost` operation returns `Return_code` only if `Return_value` is -1. For a complete list of supported return codes, see [Return codes \(errno\)](#) in *z/OS UNIX System Services Messages and Codes*.

Reason_code

Returned parameter

Type:

Integer

Length:

Fullword

A fullword in which the `vfs_gethost` operation stores the reason code. The `vfs_gethost` operation returns `Reason_code` only if `Return_value` is -1. `Reason_code` further qualifies the `Return_code` value. These reason codes are documented by the PFS.

Implementation notes

Overview of `vfs_gethost` processing

For more information about the semantics of this operation, refer to the publications mentioned in [“Finding more information about sockets”](#) on [page 2](#) for the `gethostid()` and `gethostname()` functions.

Specific processing notes

The PFS determines whether to get the host name or host ID depending on `Name_length`. A zero length indicates a `gethostid()` request.

Serialization provided by the LFS

The `vfs_gethost` operation is invoked with an exclusive latch held on the domain of the PFS.

Security calls to be made by the PFS

None.

vfs_inactive – Batch inactivate vnodes

Function

The `vfs_inactive` operation disassociates multiple vnodes from the PFS's related inodes.

Environment on entry and exit

See [“Environment for PFS operations” on page 73](#).

Input parameter format

```

vfs_inactive (Token_structure,
              OSI_structure,
              Audit_structure,
              InactBuffer_structure,
              InactBuffer_length,
              Return_value,
              Return_code,
              Reason_code)

```

Parameters

Token_structure

Supplied parameter

Type:

TOKSTR

Length:

Specified by TOKSTR.ts_hdr.cbolen.

The Token_structure represents the file system (VFS) that is being operated on. It contains the PFS's initialization token, and mount token. Refer to [“LFS/PFS control block structure” on page 17](#) for a discussion of this structure, and to the TOKSTR typedef in BPXYPFISI in [Appendix D, “Interface structures for C language servers and clients,” on page 461](#) for its mapping.

OSI_structure

Supplied and returned parameter

Type:

OSI

Length:

Specified by OSI.osi_hdr.cbolen.

The OSI_structure contains information that is used by the OSI operations that may be called by the PFS. See [Chapter 6, “OSI services,” on page 353](#) for more information.

It also contains MVS-specific information that needs to be passed to the PFS, including SMF accounting fields, a work area, a recovery area, and an optional pointer to an output ATTR structure. For more details on the OSI structure, see [“The OSI structure” on page 19](#).

This area is mapped by the OSI typedef in BPXYPFISI in [Appendix D, “Interface structures for C language servers and clients,” on page 461](#).

Audit_structure

Supplied parameter

Type:

CRED

Length:

Specified by CRED.cred_hdr.cbolen.

The Audit_structure contains information that is used by the security product for access checks and auditing. It is passed to most SAF routines that are invoked by the PFS.

Refer to [“Security responsibilities and considerations” on page 12](#) for a discussion of security processing, and to the CRED typedef in BPXYPFISI in [Appendix D, “Interface structures for C language servers and clients,” on page 461](#) for the mapping of this structure.

InactBuffer_structure

Supplied and returned parameter

Type:

IAB

Length:

Calculated: An IAB header plus one IAB entry for each selected vnode.

The InactBuffer_structure contains information about the vfs and the vnodes that are to be made inactive. This area is mapped by the IAB typedef in the BPXYPSI header file (Appendix D).

This structure contains the following fields:

Server_devno

A fullword that contains the device number of this vfs.

Each Server_devno is followed by an array of records containing the following information:

Vnode_pointer

A pointer to the vnode.

Pfs_token

An eight-byte area that contains the pfs token for this vnode.

Server_Vnode

A pointer to the server's vnode.

Return_Value

A fullword in which the vfs_inactive operation returns the results of the operation for the vnode. A nonzero value indicates that the operation was not successful.

InactBuffer_length

Supplied parameter

Type:

Integer

Length:

Fullword

A fullword that supplies the length of the InactBuffer_structure.

Return_value

Returned parameter

Type:

Integer

Length:

Fullword

The name of a fullword in which the vfs_inactive service returns the results of the operation, as one of the following:

Return_value**Meaning****-1**

The operation was not successful. The Return_code and Reason_Code values must be filled in by the PFS when Return_value is -1.

0

The operation was successful.

Return_code

Returned parameter

Type:

Integer

Length:

Fullword

A fullword in which the vfs_inactive service stores the return code. The vfs_inactive service returns Return_code only if Return_value is -1. For a complete list of possible return code values, see [Return codes \(errno\)](#) in *z/OS UNIX System Services Messages and Codes*.

The vfs_inactive service should support the following error value:

Return_code	Explanation
EIO	An I/O error occurred while accessing the file.

Reason_code

Returned parameter

Type:

Integer

Length:

Fullword

A fullword in which the vfs_inactive service stores the reason code. The vfs_inactive service returns Reason_code only if Return_value is -1. Reason_code further qualifies the Return_code value. These reason codes are documented by the PFS.

Implementation notes

Overview of vfs_inactive processing

[“Creating, referring to, and inactivating file vnodes” on page 30](#) provides an overview of file inactivate processing.

Specific processing notes

- The Return_value for each vnode that is being made inactive is returned in the InactBuf_structure while the results of the vfs_inactive service is provided in the returned parameters.
- If a transient error, such as an I/O error, is encountered, the Return_value should be set to -1. In this case, the request is retried later.
- If a permanent error that prevents the specified file or directory from being used is encountered, Return_value should be set to zero. In this case, all references to the file or directory are removed from the LFS and the request is not retried. The PFS must not issue a signal-enabled wait during inactivate processing. [“Waiting and posting” on page 21](#) provides an overview of wait and post processing.
- If a file's link count is zero, but its open count is not zero, the PFS should ignore the open count and delete the file's data along with the file. This might happen, for example, when an address space is canceled right after vn_open finishes in the PFS, but before the LFS regains control.

Serialization provided by the LFS

The vfs_inactive operation is invoked with an exclusive latch held on the file system containing the vnode.

Security calls to be made by the PFS

None.

Related services

- [“osi_wait — Wait for an event to occur” on page 412](#)
- [“vn_inactive — Inactivate a vnode” on page 146](#)

vfs_mount — Mount a file system

Function

The vfs_mount operation activates a file system and returns the root directory vnode_token.

Environment on entry and exit

See [“Environment for PFS operations” on page 73](#).

Input parameter format

```
vfs_mount  (Token_structure,
            OSI_structure,
            Audit_structure,
            Mount_table,
            Vnode_token,
            Return_value,
            Return_code,
            Reason_code)
```

Parameters

Token_structure

Supplied parameter

Type:

TOKSTR

Length:

Specified by TOKSTR.ts_hdr.cbolen.

The Token_structure represents the file system (VFS) that is being operated on. It contains the PFS's initialization token and mount token. Refer to [“LFS/PFS control block structure” on page 17](#) for a discussion of this structure, and to the TOKSTR typedef in BPXYPSI in [Appendix D, “Interface structures for C language servers and clients,” on page 461](#) for its mapping.

OSI_structure

Supplied and returned parameter

Type:

OSI

Length:

Specified by OSI.osi_hdr.cbolen.

The OSI_structure contains information that is used by the OSI operations that may be called by the PFS. See [Chapter 6, “OSI services,” on page 353](#) for more information.

It also contains MVS-specific information that needs to be passed to the PFS, including SMF accounting fields, a work area, a recovery area, and an optional pointer to an output ATTR structure. For more details on the OSI structure, see [“The OSI structure” on page 19](#).

This area is mapped by the OSI typedef in BPXYPSI in [Appendix D, “Interface structures for C language servers and clients,” on page 461](#).

Audit_structure

Supplied parameter

Type:

CRED

Length:

Specified by CRED.cred_hdr.cbolen.

The Audit_structure contains information that is used by the security product for access checks and auditing. It is passed to most SAF routines that are invoked by the PFS.

See [“Security responsibilities and considerations” on page 12](#) for a discussion of security processing, and to the CRED typedef in BPXYPSI in [Appendix D, “Interface structures for C language servers and clients,” on page 461](#) for the mapping of this structure.

Mount_table

Supplied and returned parameter

Type:

Structure

Length:

Specified by the MTAB.mtab_hdr.cblen field

An area that is used to pass the file system name, mount options, and PFS-specific parameters to the vfs_mount operation. This area is mapped by the MTAB typedef in the BPXYPFSI header file (see [Appendix D, “Interface structures for C language servers and clients,”](#) on page 461).

Vnode_token

Returned parameter

Type:

Token

Length:

8 bytes

An area in which the vfs_mount service returns the vnode_token for the root directory of the mounted file system.

Return_value

Returned parameter

Type:

Integer

Length:

Fullword

A fullword in which the vfs_mount service returns the results of the operation, as one of the following:

Return_value**Meaning****-1**

The operation was not successful. The Return_code and Reason_Code values must be filled in by the PFS when Return_value is -1.

0

The operation was successful.

Return_code

Returned parameter

Type:

Integer

Length:

Fullword

A fullword in which the vfs_mount service stores the return code. The vfs_mount service returns Return_code only if Return_value is -1. For a complete list of supported return codes, see [Return codes \(errno\)](#) in *z/OS UNIX System Services Messages and Codes*.

The vfs_mount operation should support at least the following error value:

Return_code	Explanation
EEXIST	A file system with the same name has already been mounted.

Reason_code

Returned parameter

Type:

Integer

Length:

Fullword

A fullword in which the vfs_mount service stores the reason code. The vfs_mount service returns Reason_code only if Return_value is -1. Reason_code further qualifies the Return_code value. These reason codes are documented by the PFS.

Implementation notes**Overview of vfs_mount processing**

[“Mounting file systems” on page 26](#) provides an overview of file system mount processing.

Specific processing notes

- The PFS is responsible for the following fields:

token_structure.ts_mount

The PFS should fill in this field with a token that it can use to locate the PFS structures that are associated with the mounted file system. On subsequent calls for files within this file system, the token_structure value contains the token set here by the PFS.

MTAB.mt_filesys or MTAB.mt_ddname

On entry to the PFS, the field MTAB.mt_filesys contains either the blank padded file system name or nulls. On a successful return, if this field is not nulls and it represents an MVS data set name, the field MTAB.mt_ddname should be filled in by the PFS with the dynamically allocated ddname.

If the field MTAB.mt_filesys is nulls on entry to the PFS, the field MTAB.mt_ddname contains the ddname of an allocated MVS data set for the file system. On a successful return, the field MTAB.mt_filesys should be filled in by the PFS with the MVS data set name that is specified on the DD statement.

MTAB.mt_rwmntclient

The read/write sysplex-awareness of file systems is typically determined by the PfsiRWMntClient (or PfsiRWMntSysplex) that the PFS sets during its initialization. A PfsiRWMntClient (or PfsiRWMntSysplex) of 0 typically indicates that the PFS is sysplex-aware for all read/write mounts, and a PfsiRWMntClient (or PfsiRWMntSysplex) of 1 typically indicates that PFS is sysplex-unaware for all read/write mounts. However, if a PFS wants to mount certain file systems as read/write sysplex-aware and other file systems as read/write sysplex-unaware, it can do this by setting the output MTAB.mt_rwmntclient on the primary owner mount, to indicate the read-write sysplex-awareness of a particular file system. An output MTAB.mt_rwmntclient of 0 indicates read/write sysplex-aware, and an output MTAB.mt_rwmntclient of 1 indicates read/write sysplex-unaware.

The output MTAB.mt_rwmntclient is ignored for network PFSes.

MTAB.mt_disablella

The LLA (lookup lookaside) enablement of file systems is typically determined by the PfsiDisableLLA that the PFS sets during its initialization. The PfsiDisableLLA typically indicates whether LLA is enabled or disabled for all file systems. However, if a PFS wants to disable LLA for certain file systems (those that are read/write sysplex-aware) and enable LLA for other file systems (those that are read/write sysplex-unaware), it can do this by setting MTAB.mt_disablella as output on the primary owner mount. An output MTAB.mt_disablella of 0 indicates that the LFS should enable LLA, and an output MTAB.mt_disablella of 1 indicates that the LFS should disable LLA.

The output MTAB.mt_disablella is ignored for network PFSes.

MTAB.mt_samemode

If MTAB.mt_samemode is set by the LFS on input for an owner mount, then the read/write-awareness and LLA for this file system must not be changed by the PFS. The LFS passes the MTAB.mt_rwmntclient and MTAB.mt_disablella as input to indicate the read/write-awareness and LLA-enablement for the file system. MTAB.mt_samemode is set for certain operations where the read/write sysplex-awareness should not be changed by the PFS,

like for the `vfs_mount` on the owner for a `samemode` remount. Only PFSes that would set the output `MTAB.mt_rwmntclient` and/or `MTAB.mt_disablella` need to check the input `MTAB.mt_samemode` bit.

If every file in this file system has the same values, the PFS is responsible for filling in the `MTAB` with the following `pathconf` values (see the IEEE POSIX 1003.1 specification for further details):

MTAB.mt_linkmax

`LINK_MAX`

MTAB.mt_namemax

`NAME_MAX`

MTAB.mt_notrunc

`POSIX_NO_TRUNC`

MTAB.mt_chownrstd

`POSIX_CHOWN_RESTRICTED`

Alternatively, the PFS may meet this responsibility by supporting `vn_pathconf`.

- The PFS must not issue a signal-enabled wait under the thread invoking `vfs_mount`.
- “Waiting and posting” on page 21 provides an overview of wait and post processing.
- If the mount is to be completed asynchronously:
 - The PFS must set `MTAB.mt_asynchmount` on before returning to the LFS. The LFS in turn sets `MTAB.mt_asynchmount` on before calling the PFS for the second call to `vfs_mount`.
 - When the mount operation has completed, the PFS indicates this to the LFS by calling `osi_mountstatus`.
 - The `vnode_token` must be returned on at least one of the calls to `vfs_mount`. However, if the PFS chooses to return a nonzero `vnode_token` on each call, it must be the same token.
 - If asynchronous mount processing in the PFS fails, the PFS should call `osi_mountstatus` to drive the second call to `vfs_mount`. When called by the LFS to complete the mount, the PFS should then return the error to the LFS, which deletes all references to the incompletely mounted file system. No call to `vfs_umount` results.
 - If `MTAB.mt_synchronly` is set on in the `Mount_table`, `vfs_mount` must either complete the mount synchronously or reject the request, returning `EINVAL`. `MTAB.mt_synchronly` is always set on for the system root and for mounts that result from `MOUNT` statements in `BPXPRMxx` that specify `DDNAME`.
 - `Vfs` operations, such as `vfs_umount` and `vfs_statfs`, may need to be handled during an asynchronous mount.
- It is not necessary for the PFS to perform security checking during mount processing, because the LFS has already performed all necessary checking.
- The PFS returns an aggregate name, if it has one, from the `vfs_mount` operation. If `mt_aggrnameptr` is not zero, it points to `mt_aggrname`, which is a 45-byte area where the PFS can put the aggregate name. If the PFS may run on an earlier release, it should test for `mt_hdr.cbllen > 0x80` before it tests `mt_aggrnameptr`. If read-only mounts of file systems with the same aggregate name should be function shipped to the owning system rather than locally mounted, `mt_aggattachrw` should be turned on. If subsequent recovery of this mount should not attempt to attach the aggregate before issuing the `vfs_mount`, `mt_agghfscomp` should be turned on.

Serialization provided by the LFS

The `vfs_mount` operation is invoked with an exclusive latch held on the file system, to ensure that no other operations are attempted upon the file system being mounted. In addition, the LFS ensures that all `vfs_mount` and `vfs_umount` calls are serialized.

Note: However, if the mount is asynchronous, there is a time between the start and the end of the mount in which the latch is not held.

Security calls to be made by the PFS

None.

Related services

- [“vfs_unmount — Unmount a file system ” on page 105](#)
- [“vn_pathconf — Determine configurable path name values” on page 171](#)
- [“osi_getvnode — Get or return a vnode ” on page 370](#)
- [“osi_ctl — Pass control information to the kernel ” on page 363](#)
- [“osi_wait — Wait for an event to occur” on page 412](#)

vfs_network — Define a socket domain to the PFS

Function

The `vfs_network` operation is called as a result of the `NETWORK` statement in the `BPXBPRMxx` parmlib member that is used to start z/OS UNIX. It defines information about a socket domain to the PFS that is supporting it.

Environment on entry and exit

See [“Environment for PFS operations” on page 73](#).

Input parameter format

```

vfs_network (Token_structure,
             OSI_structure,
             Audit_structure,
             Network_structure,
             Return_value,
             Return_code,
             Reason_code)

```

Parameters

Token_structure

Supplied parameter

Type:

TOKSTR

Length:

Specified by `TOKSTR.ts_hdr.cbllen`.

The `Token_structure` represents the file system (VFS) that is being operated on. It contains the PFS's initialization token and mount token. Refer to [“LFS/PFS control block structure” on page 17](#) for a discussion of this structure, and to the `TOKSTR` typedef in `BPXYPFISI` in [Appendix D, “Interface structures for C language servers and clients,” on page 461](#) for its mapping.

OSI_structure

Supplied and returned parameter

Type:

OSI

Length:

Specified by `OSI.osi_hdr.cbllen`.

The `OSI_structure` contains information that is used by the OSI operations that may be called by the PFS. See [Chapter 6, “OSI services,” on page 353](#) for more information.

It also contains MVS-specific information that needs to be passed to the PFS, including SMF accounting fields, a work area, a recovery area, and an optional pointer to an output `ATTR` structure. For more details on the OSI structure, see [“The OSI structure” on page 19](#).

This area is mapped by the OSI typedef in BPXYPFSI in [Appendix D, “Interface structures for C language servers and clients,” on page 461](#).

Audit_structure

Supplied parameter

Type:

CRED

Length:

Specified by CRED.cred_hdr.cbolen.

The Audit_structure contains information that is used by the security product for access checks and auditing. It is passed to most SAF routines that are invoked by the PFS.

Refer to “Security responsibilities and considerations” on [page 12](#) for a discussion of security processing, and to the CRED typedef in BPXYPFSI in [Appendix D, “Interface structures for C language servers and clients,” on page 461](#) for the mapping of this structure.

Network_structure

Supplied parameter

Type:

NETW

Length:

Specified by netw.netw_hdr.cbolen

The Network_structure is an area, built during initialization, that contains the information that is included on the NETWORK statement—the socket domain name and number and the maximum number of sockets. This area is mapped by the NETW typedef in the BPXYPFSI header file (see [Appendix D, “Interface structures for C language servers and clients,” on page 461](#)).

Return_value

Returned parameter

Type:

Integer

Length:

Fullword

A fullword in which the vfs_network operation returns the results of the operation as one of the following:

Return_value

Meaning

-1

The operation was not successful. The Return_code and Reason_Code values must be filled in by the PFS when Return_value is -1.

0

The operation was successful.

Return_code

Returned parameter

Type:

Integer

Length:

Fullword

A fullword in which the vfs_network operations stores the return code. The vfs_network operation returns Return_code only if Return_value is -1. For a complete list of supported return codes, see [Return codes \(errno\)](#) in *z/OS UNIX System Services Messages and Codes*.

The vfs_network operation should support at least the following error values:

Return_code

EAFNOSUPPORT

Explanation

The address family that was specified in the Network_structure is not supported by this PFS.

Reason_code

Returned parameter

Type:

Integer

Length:

Fullword

A fullword in which the vfs_network operation stores the reason code. The vfs_network operation returns Reason_code only if Return_value is -1. Reason_code further qualifies the Return_code value. These reason codes are documented by the PFS.

Implementation notes**Overview of vfs_network processing**

For information about the vfs_network call, refer to [“Activating a domain” on page 44](#).

Specific processing notes

The PFS should ensure that it does not do any blocking waits during its processing.

The PFS is responsible for returning two fields set so that they can be used for subsequent processing. These fields are:

NETW.nt_localremote

An indication of whether the communication done by this PFS is local or remote. Turn the bit on to indicate remote communication.

TOKSTR.ts_mount

The 8-byte token that is returned by the PFS and used on all subsequent calls to this PFS. This token is used by the PFS to locate the PFS structures that are associated with this network.

Serialization provided by the LFS

The logical file system ensures that only one vfs_network statement is processed at a time. Further, the PFS does not receive any socket requests specifying this domain until the vfs_network operation completes.

Security calls to be made by the PFS

None.

vfs_pfsctl – PFS control

Function

The vfs_pfsctl operation passes control information to the PFS.

Environment on entry and exit

See [“Environment for PFS operations” on page 73](#).

Input parameter format

```

vfs_pfsctl (Token_structure,
            OSI_structure,
            Audit_structure,
            Command,
            User_IO_structure,
            Return_value,
            Return_code,
            Reason_code)

```

Parameters

Token_structure

Supplied parameter

Type:

TOKSTR

Length:

Specified by TOKSTR.ts_hdr.cbllen.

The Token_structure contains the PFS's initialization token. Refer to [“LFS/PFS control block structure” on page 17](#) for a discussion of this structure, and to the TOKSTR typedef in BPXYPFISI in [Appendix D, “Interface structures for C language servers and clients,” on page 461](#) for its mapping.

OSI_structure

Supplied and returned parameter

Type:

OSI

Length:

Specified by OSI.osi_hdr.cbllen.

The OSI_structure contains information that is used by the OSI operations that may be called by the PFS. See [Chapter 6, “OSI services,” on page 353](#) for more information.

It also contains MVS-specific information that needs to be passed to the PFS, including SMF accounting fields, a work area, a recovery area, and an optional pointer to an output ATTR structure. For more details on the OSI structure, see [“The OSI structure” on page 19](#).

This area is mapped by the OSI typedef in BPXYPFISI in [Appendix D, “Interface structures for C language servers and clients,” on page 461](#).

Audit_structure

Supplied parameter

Type:

CRED

Length:

Specified by CRED.cred_hdr.cbllen.

The Audit_structure contains information that is used by the security product for access checks and auditing. It is passed to most SAF routines that are invoked by the PFS.

Refer to [“Security responsibilities and considerations” on page 12](#) for a discussion of security processing, and to the CRED typedef in BPXYPFISI in [Appendix D, “Interface structures for C language servers and clients,” on page 461](#) for the mapping of this structure.

Command

Supplied parameter

Type:

Integer

Length:

Fullword

The command indicates the function that is to be performed by the PFS.

User_IO_structure

Supplied parameter

Type:

Structure

Length:

Specified by the UIO.u_hdr.cblen field

An area that is to be used by the vfs_pfsctl service to determine the buffer address, length, storage key, and other attributes of the argument that is passed by the caller of pfsctl (BPX1PCT). This area is mapped by the UIO typedef in the BPXYVFSI header file (see [Appendix D, "Interface structures for C language servers and clients,"](#) on page 461).

Return_value

Returned parameter

Type:

Integer

Length:

Fullword

A fullword in which the vfs_pfsctl operation returns the results of the operation, as one of the following codes:

-1

The operation was not successful. The Return_code and Reason_Code values must be filled in by the PFS when Return_value is -1.

0

The operation was successful.

0 or greater

Can be used by the PFS to return the length of the information that is being returned in a modified argument buffer.

Return_code

Returned parameter

Type:

Integer

Length:

Fullword

A fullword in which the vfs_pfsctl operation stores the return code. The vfs_pfsctl operation returns Return_code only if Return_value is -1. For a complete list of supported return codes, see [Return codes \(errno\)](#) in *z/OS UNIX System Services Messages and Codes*.

The vfs_pfsctl operation should support at least the following error values when the situation applies:

EMVSPARM

The command or argument parameters are incorrect.

EFAULT

The address of the argument buffer is incorrect, or the user is not authorized to read or write to that location.

EINTR

The service was interrupted by a signal.

EPERM

Permission was denied. The calling program does not have sufficient authority for the service that was requested.

Reason_code

Returned parameter

Type:

Integer

Length:

Fullword

A fullword in which the vfs_pfsctl operation stores the reason code. The vfs_pfsctl operation returns Reason_code only if Return_value is -1. Reason_code further qualifies the Return_code value. These reason codes are documented by the PFS product.

Implementation notes

Overview of vfs_pfsctl processing: This function is like vn_ioctl, except that the data is directed to the PFS itself rather than to, or for, a particular file. A program can communicate with the PFS through the pfsctl (BPX1PCT) callable service, which is converted by the LFS into vfs_pfsctl. An example of this would be a program that is provided with a particular PFS product that displays performance statistics for that PFS.

Avoid passing addresses with this service, and instead include all data in the buffer.

Negative command values are reserved for use by the LFS.

Command values of less than 0x40000000 are considered to be authorized functions, and a privilege check is made. See the security calls to be made by the PFS section.

Specific processing notes: The token_structure of this operation contains only the initialization token.

The following UIO fields are provided by the LFS:

UIO.u_hdr.cbld

Contains UIO_ID (from the BPXYVFSI header file)

UIO.u_hdr.cbldlen

Specifies the length of the user_IO_structure

UIO.u_buffaddr

Specifies the address of the argument buffer

UIO.u_buffalet

Specifies the ALET of the argument buffer

UIO.u_count

Specifies the length of the argument buffer

UIO.u_asid

Specifies the ASID of the caller

UIO.u_key

Specifies the storage key of the argument buffer

Serialization provided by the LFS: None.

Security calls to be made by the PFS: None expected by the LFS.

When the command value is less than 0x40000000, the LFS calls SAF's Check Privilege callable service to determine if the caller has appropriate privileges before it invokes the PFS with vfs_pfsctl. The results of this call are passed to the PFS using the osi_privileged bit.

If the osi_privileged bit is on, the user has appropriate privileges. If the PFS wishes to restrict this function or certain command values, it can check this bit.

In a shared file system environment, if there is an attempt to move z/OS UNIX ownership to a target system that has a local mount to the PFS, on the target system the LFS sends the PFS a vfs_pfsctl with a command code of PC#OwnerOK. This sets UIO.u_buffaddr to the address of an 8-byte area containing the PFS mount token returned on the vfs_mount, identifying the file system, and UIO.u_count to a length of 8. If the PFS supports this vfs_pfsctl and it determines that this system should not be the z/OS UNIX owner of the input file system, the PFS should indicate that it is not valid for this system to assume ownership

by returning a Return_value of -1, a Return_code of ENOMOVE, and a unique Reason_code describing the error. This will result in the move failing. For any other output from the vfs_pfsctl, the move will proceed.

Related services

None.

vfs_recovery — Recover resources at end-of-memory

Function

The vfs_recovery operation permits a PFS to recover resources when a user address space enters end-of-memory processing while a request to that PFS is active.

Environment on entry and exit

See [“Environment for PFS operations”](#) on page 73.

Input parameter format

```
vfs_recovery (Token_structure,
              OSI_structure,
              Audit_structure,
              Recovery_area,
              Return_value,
              Return_code,
              Reason_code)
```

Parameters

Token_structure

Supplied parameter

Type:

TOKSTR

Length:

Specified by TOKSTR.ts_hdr.cbllen.

The Token_structure represents the file system (VFS) that is being operated on. It contains the PFS's initialization token and mount token. Refer to [“LFS/PFS control block structure”](#) on page 17 for a discussion of this structure, and to the TOKSTR typedef in BPXYPSI in [Appendix D, “Interface structures for C language servers and clients,”](#) on page 461 for its mapping.

OSI_structure

Supplied and returned parameter

Type:

OSI

Length:

Specified by OSI.osi_hdr.cbllen.

The OSI_structure contains information that is used by the OSI operations that may be called by the PFS. See [Chapter 6, “OSI services,”](#) on page 353 for more information.

It also contains MVS-specific information that needs to be passed to the PFS, including SMF accounting fields, a work area, a recovery area, and an optional pointer to an output ATTR structure. For more details on the OSI structure, see [“The OSI structure”](#) on page 19.

This area is mapped by the OSI typedef in BPXYPSI in [Appendix D, “Interface structures for C language servers and clients,”](#) on page 461.

Audit_structure

Supplied parameter

Type:

CRED

Length:

Specified by CRED.cred_hdr.cbllen.

The Audit_structure contains information that is used by the security product for access checks and auditing. It is passed to most SAF routines that are invoked by the PFS.

Refer to [“Security responsibilities and considerations” on page 12](#) for a discussion of security processing, and to the CRED typedef in BPXYPFSI in Appendix D, [“Interface structures for C language servers and clients,” on page 461](#) for the mapping of this structure.

Recovery_area

Supplied parameter

Type:

String

Length:

8 bytes

A copy of the Recovery_area that was filled in by the PFS during the operation that was interrupted. This area is mapped by osirtoken in BPXYPFSI (see [Appendix D, “Interface structures for C language servers and clients,” on page 461](#)).

Return_value

Returned parameter

Type:

Integer

Length:

Fullword

A fullword in which the vfs_recovery operation returns the results of the operation, as one of the following:

-1

The operation was not successful. The Return_code and Reason_Code values must be filled in by the PFS when Return_value is -1.

0

The operation was successful.

Return_code

Returned parameter

Type:

Integer

Length:

Fullword

A fullword in which the vfs_recovery operation stores the return code. The vfs_recovery operation returns Return_code only if Return_value is -1. For a complete list of supported return codes, see [Return codes \(errno\) in z/OS UNIX System Services Messages and Codes](#).

Reason_code

Returned parameter

Type:

Integer

Length:

Fullword

A fullword in which the vfs_recovery operation stores the reason code. The vfs_recovery operation returns Reason_code only if Return_value is -1. Reason_code further qualifies the Return_code value. These reason codes are documented by the PFS.

Implementation notes

Overview of vfs_recovery processing

[“Recovery considerations” on page 24](#) provides an overview of recovery processing, and discusses the flow for vfs_recovery in particular.

Specific processing notes

When an active request to the PFS is interrupted in a situation where normal ESTAE processing is bypassed by MVS, the PFS may have resources, such as storage and locks, that are left in a state that will cause problems for other users.

To allow the PFS a chance to clean up if this should happen, a Recovery_area is passed on every operation, through the osi_rtokptr pointer in the OSI_structure, where the PFS can record its resources or store a pointer to a recovery block. Any information that is stored in this area by the PFS during an operation is passed back to the PFS via the Recovery_area parameter of vfs_recovery if the operation is interrupted by end-of-memory for the user address space.

The OSI Work Area and the Pre-initialized C Environment Stack, if used, are still addressable and left as they were at the time of the abend. These areas can be used to hold a recovery block whose address is placed in the Recovery_area. The vfs_recovery operation is invoked with its own areas like any other operation.

Refer also to [“vn_recovery — Recover resources after an abend” on page 188](#), which is the operation that is invoked during normal ESTAE processing.

There is no EOM recovery for the vfs_recovery operation itself. The operation is invoked with osi_rtokptr pointing to a new recovery area that can be used for standard PFS abend recovery; that is, with vn_recovery.

The PFS is not called if the file system has been unmounted between the original vnode operation and the running of the EOM resource manager. This can only happen if the user was in a signal-enabled wait at the time the address space was terminated. It is expected that the PFS has cleaned up all its file-system-related resources during vfs_umount.

See also the OSI and osirtoken structures in [Appendix D, “Interface structures for C language servers and clients,” on page 461](#).

The state of any file-level objects that might have been involved with the interrupted operation is unknown at the time vfs_recovery is invoked.

vfs_recovery for an EOM event is limited in the amount of time that the operation may process. The current time limit is 3 minutes. If the vfs_recovery operation exceeds this limit, then the EOM task that the vfs_recovery is executing on is detached and a vfs_pfsctl with a command code of PC_THREADUNDUB is issued. The pfsctl data includes the original operation Recovery_area and associated file system mount token. Refer to the s_pc_undub structure mapping in the BPXYPFISI. No serialization is used for this pfsctl; there can be at most one pfsctl active for each process in EOM. The Recovery_area and file system mount token might not be valid at this point. It is up to the PFS to validate these. Furthermore, the PFS must not enter an unbounded wait for this pfsctl. After the pfsctl completes the original operation OSI Work Area and the Pre-initialized C Environment Stack, if used, are no longer addressable.

Serialization provided by the LFS

The vfs_recovery operation is invoked with a shared latch held on the file system represented by the token_structure.

Any file-level objects that may have been involved with the interrupted operation are not serialized.

Security calls to be made by the PFS

None.

vfs_socket — Create a socket or a socket pair

Function

The `vfs_socket` operation creates one socket or two related sockets.

Environment on entry and exit

See [“Environment for PFS operations”](#) on page 73.

Input parameter format

```

vfs_socket  (Token_structure,
             OSI_structure,
             Audit_structure,
             Domain,
             Type,
             Protocol,
             Array_dimension,
             Vnode_token_array,
             Return_value,
             Return_code,
             Reason_code)

```

Parameters

Token_structure

Supplied parameter

Type:

TOKSTR

Length:

Specified by TOKSTR.ts_hdr.cblen.

The `Token_structure` represents the file system (VFS) that is being operated on. It contains the PFS's initialization token and mount token. Refer to [“LFS/PFS control block structure”](#) on page 17 for a discussion of this structure, and to the TOKSTR typedef in BPXYPSI in [Appendix D, “Interface structures for C language servers and clients,”](#) on page 461 for its mapping

OSI_structure

Supplied and returned parameter

Type:

OSI

Length:

Specified by OSI.osi_hdr.cblen.

The `OSI_structure` contains information that is used by the OSI operations that may be called by the PFS. See [Chapter 6, “OSI services,”](#) on page 353 for more information.

It also contains MVS-specific information that needs to be passed to the PFS, including SMF accounting fields, a work area, a recovery area, and an optional pointer to an output ATTR structure. For more details on the OSI structure, see [“The OSI structure”](#) on page 19.

This area is mapped by the OSI typedef in BPXYPSI in [Appendix D, “Interface structures for C language servers and clients,”](#) on page 461.

Audit_structure

Supplied parameter

Type:

CRED

Length:

Specified by CRED.cred_hdr.cbolen.

The Audit_structure contains information that is used by the security product for access checks and auditing. It is passed to most SAF routines that are invoked by the PFS.

Refer to [“Security responsibilities and considerations” on page 12](#) for a discussion of security processing, and to the CRED typedef in BPXYPSFI in Appendix D, [“Interface structures for C language servers and clients,” on page 461](#) for the mapping of this structure.

Domain

Supplied parameter

Type:

Integer

Length:

Fullword

A fullword that contains a number that represents the address family the socket is to be created for. The values defined for this field are mapped by socket.h.

Type

Supplied parameter

Type:

Integer

Length:

Fullword

A fullword that contains a number that represents the socket type. The values defined for this field are mapped by socket.h.

Protocol

Supplied parameter

Type:

Integer

Length:

Fullword

A fullword that contains a number that represents the protocol to be used with the socket.

Array_dimension

Supplied parameter

Type:

Integer

Length:

Fullword

A fullword that specifies the number of Vnode_tokens to get. The allowable values for this field are 1 (for the socket call) and 2 (for the socketpair call).

Vnode_token_array

Returned parameter

Type:

Token

Length:

16 bytes

A two-element array that contains the one or two Vnode_tokens obtained.

Return_value

Returned parameter

Type:

Integer

Length:

Fullword

A fullword in which the vfs_socket operation returns the results of the operation, as one of the following:

Return_value**Meaning****-1**

The operation was not successful. The Return_code and Reason_Code values must be filled in by the PFS when Return_value is -1.

0

The operation was successful.

Return_code

Returned parameter

Type:

Integer

Length:

Fullword

A fullword in which the vfs_socket operation stores the return code. The vfs_socket operation returns Return_code only if Return_value is -1. For a complete list of supported return codes, see [Return codes \(errno\)](#) in *z/OS UNIX System Services Messages and Codes*.

The vfs_socket operation should support at least the following error values:

Return_code	Explanation
EAFNOSUPPORT	The address family that is specified by Domain is not supported by this PFS.
EINVAL	The socket type that was specified is not supported; or the Array_dimension that was specified is incorrect. If the PFS does not support the socketpair() call, an Array_dimension of 2 is incorrect.
EPROTONOSUPPORT	The protocol that was specified is not supported.

Reason_code

Returned parameter

Type:

Integer

Length:

Fullword

A fullword in which the vfs_socket operation stores the reason code. The vfs_socket operation returns Reason_code only if Return_value is -1. Reason_code further qualifies the Return_code value. These reason codes are documented by the PFS.

Implementation notes**Overview of vfs_socket processing**

See [“Creating, referring to, and closing socket vnodes”](#) on page 45 for general information about sockets.

For more information about the semantics of this operation, refer to the publications that are mentioned in [“Finding more information about sockets”](#) on page 2 for the `socket()` and `socketpair()` functions.

Specific processing notes

If the PFS does not support `socketpair()`, the LFS simulates this function by creating and connecting two separate sockets. This is done in response to a `Return_Code` of `EINVAL` when `Array_dimension` is two.

Serialization provided by the LFS

The `vfs_socket` operation is invoked with a shared latch held on the domain of the PFS.

Security calls to be made by the PFS

None.

Related services

- [“vn_close — Close a file or socket”](#) on page 130

vfs_statfs — Get the file system status

Function

The `vfs_statfs` operation returns status information about a mounted file system.

Environment on entry and exit

See [“Environment for PFS operations”](#) on page 73.

Input parameter format

```
vfs_statfs  (Token_structure,
             OSI_structure,
             Audit_structure,
             Fsattr_structure,
             Return_value,
             Return_code,
             Reason_code)
```

Parameters**Token_structure**

Supplied parameter

Type

TOKSTR

Length

Specified by `TOKSTR.ts_hdr.cbllen`.

The `Token_structure` represents the file system (VFS) that is being operated on. It contains the PFS's initialization token and mount token. Refer to [“LFS/PFS control block structure”](#) on page 17 for a discussion of this structure, and to the `TOKSTR` typedef in `BPXYPSI` in [Appendix D, “Interface structures for C language servers and clients,”](#) on page 461 for its mapping.

OSI_structure

Supplied and returned parameter

Type

OSI

Length

Specified by `OSI.osi_hdr.cbllen`.

The OSI_structure contains information that is used by the OSI operations that may be called by the PFS. See Chapter 6, “OSI services,” on page 353 for more information.

It also contains MVS-specific information that needs to be passed to the PFS, including SMF accounting fields, a work area, a recovery area, and an optional pointer to an output ATTR structure. For more details on the OSI structure, see “The OSI structure” on page 19.

This area is mapped by the OSI typedef in BPXYPFSI in Appendix D, “Interface structures for C language servers and clients,” on page 461.

Audit_structure

Supplied parameter

Type

CRED

Length

Specified by CRED.cred_hdr.cbolen.

The Audit_structure contains information that is used by the security product for access checks and auditing. It is passed to most SAF routines that are invoked by the PFS.

Refer to “Security responsibilities and considerations” on page 12 for a discussion of security processing, and to the CRED typedef in BPXYPFSI in Appendix D, “Interface structures for C language servers and clients,” on page 461 for the mapping of this structure.

Fsattr_structure

Supplied and returned parameter

Type

FSATTR

Length

Specified by FSATTR.fs_hdr.cbolen

An area in which the vfs_statfs operation returns the file system status information. This area is mapped by the FSATTR typedef in the BPXYVFSI header file (see Appendix D, “Interface structures for C language servers and clients,” on page 461).

Return_value

Returned parameter

Type

Integer

Length

Fullword

A fullword in which the vfs_statfs operation returns the results of the operation, as one of the following:

Return_value

Meaning

-1

The operation was not successful. The Return_code and Reason_Code values must be filled in by the PFS when Return_value is -1.

0

The operation was successful.

Return_code

Returned parameter

Type

Integer

Length

Fullword

A fullword in which the `vfs_statfs` operation stores the return code. The `vfs_statfs` operation returns `Return_code` only if `Return_value` is -1. For a complete list of supported return codes, see [Return codes \(errno\)](#) in *z/OS UNIX System Services Messages and Codes*.

Reason_code

Returned parameter

Type

Integer

Length

Fullword

A fullword in which the `vfs_statfs` operation stores the reason code. The `vfs_statfs` operation returns `Reason_code` only if `Return_value` is -1. `Reason_code` further qualifies the `Return_code` value. These reason codes are documented by the PFS.

Implementation notes**Overview of `vfs_statfs` processing**

The `vfs_statfs` operation returns information about the status of the file system.

To account for different release levels, the PFS should zero out the FSATTR area and set fields it understands only up to the smaller of the input area's length, from the FSATTR length subfield or the PFS's native FSATTR length (the one with which it was compiled).

The input area's FSATTR length subfield should be updated to reflect the amount of data that is returned, or zeroed out. The PFS must not refer to fields beyond the input FSATTR's length, as specified in its length subfield.

Specific processing notes

- The value that is returned in `FSATTR.fs_hdr.cbllen` must match the amount of valid data that is returned in the `Fsattr` structure.
- When a `Return_Value` of 0 is returned, the PFS is responsible for returning valid data in at least the following fields in the FSATTR:
 - `FSATTR.fs_blocksize`
 - `FSATTR.fs_totalspace`
 - `FSATTR.fs_usedspace`
 - `FSATTR.fs_freespace`
- `vfs_statfs` may be called before the mount process completes for a file system that is being mounted asynchronously. If the PFS is unable to provide valid data, the PFS must return a `Return_value` of -1, along with a `Return_code` of `EAGAIN`.

Serialization provided by the LFS

The `vfs_statfs` operation is invoked with a shared latch that is held on the mounted file system.

Security calls to be made by the PFS

None.

vfs_sync — Harden all file data for a file system

Function

The `vfs_sync` operation writes to disk (or otherwise stabilizes) all changed data in a buffer cache for files in a mounted file system.

Environment on entry and exit

See [“Environment for PFS operations”](#) on page 73.

Input parameter format

```
vfs_sync      (Token_structure,
              OSI_structure,
              Audit_structure,
              Return_value,
              Return_code,
              Reason_code)
```

Parameters

Token_structure

Supplied parameter

Type:

TOKSTR

Length:

Specified by TOKSTR.ts_hdr.cblen.

The Token_structure represents the file system (VFS) being operated on. It contains the PFS's initialization token and mount token. Refer to [“LFS/PFS control block structure” on page 17](#) for a discussion of this structure, and to the TOKSTR typedef in BPXYPFSI in [Appendix D, “Interface structures for C language servers and clients,” on page 461](#) for its mapping.

OSI_structure

Supplied and returned parameter

Type:

OSI

Length:

Specified by OSI.osi_hdr.cblen.

The OSI_structure contains information that is used by the OSI operations that may be called by the PFS. See [Chapter 6, “OSI services,” on page 353](#) for more information.

It also contains MVS-specific information that needs to be passed to the PFS, including SMF accounting fields, a work area, a recovery area, and an optional pointer to an output ATTR structure. For more details on the OSI structure, see [“The OSI structure” on page 19](#).

This area is mapped by the OSI typedef in BPXYPFSI in [Appendix D, “Interface structures for C language servers and clients,” on page 461](#).

Audit_structure

Supplied parameter

Type:

CRED

Length:

Specified by CRED.cred_hdr.cblen.

The Audit_structure contains information used by the security product for access checks and auditing. It is passed to most SAF routines that are invoked by the PFS.

Refer to [“Security responsibilities and considerations” on page 12](#) for a discussion of security processing, and to the CRED typedef in BPXYPFSI in [Appendix D, “Interface structures for C language servers and clients,” on page 461](#) for the mapping of this structure.

Return_value

Returned parameter

Type:

Integer

Length:

Fullword

A fullword where the vfs_sync service returns the results of the operation as one of the following return_values:

-1

The operation was not successful. The Return_code and Reason_Code values must be completed by the PFS when Return_value is -1.

0

The operation was successful.

Return_code

Returned parameter

Type:

Integer

Length:

Fullword

A fullword in which the vfs_sync service stores the return code. The vfs_sync service returns Return_code only if Return_value is -1. For a complete list of supported return codes, see [Return codes \(errno\)](#) in *z/OS UNIX System Services Messages and Codes*.

The vfs_sync service should support at least the following error values:

Return_code	Explanation
EROFS	The file system is mounted read-only.

Reason_code

Returned parameter

Type:

Integer

Length:

Fullword

A fullword in which the vfs_sync service stores the reason code. The vfs_sync service returns Reason_code only if Return_value is -1. Reason_code further qualifies the Return_code value. These reason codes are documented by the PFS product.

Implementation notes

Overview of vfs_sync processing

vfs_sync writes to non-volatile storage (usually disk) all modified data for each file in the mounted file system that is indicated by the mount token in the input token_structure. The PFS can use the synch daemon to synchronize modified data at regular intervals, by specifying the desired interval in the MTAB during the mount operation.

A PFS could perform vfs_sync processing asynchronously, although this is not recommended. The osi_usersync flag in the OSI can be set to indicate to the PFS that the vfs_sync request is the result of a user request, rather than a timer pop. If this bit is set, the PFS must complete vfs_sync processing before it returns from the call.

To allow for timer-driven cleanup, vfs_sync is called for read-only file systems also.

Specific processing notes

Data should be completely hardened before vfs_sync returns to its caller.

Serialization provided by the LFS

The vfs_sync operation is invoked with an exclusive latch held on the mounted file system.

Security calls to be made by the PFS

None.

The osi_quiesce flag in the OSI is set if the vfs_sync is the result of a user quiesce.

Related services

- [“vn_fsync — Harden file data ” on page 139](#)

vfs_unmount — Unmount a file system

Function

The `vfs_unmount` operation unmounts a file system and inactivates the root vnode.

Environment on entry and exit

See [“Environment for PFS operations” on page 73](#).

Input parameter format

```

vfs_unmount  (Token_structure,
              OSI_structure,
              Audit_structure,
              Unmount_options,
              Return_value,
              Return_code,
              Reason_code)

```

Parameters

Token_structure

Supplied parameter

Type:

TOKSTR

Length:

Specified by TOKSTR.ts_hdr.cblen.

The `Token_structure` represents the file system (VFS) that is being operated on. It contains the PFS's initialization token and mount token. Refer to [“LFS/PFS control block structure” on page 17](#) for a discussion of this structure, and to the TOKSTR typedef in BPXYPFISI in [Appendix D, “Interface structures for C language servers and clients,” on page 461](#) for its mapping.

OSI_structure

Supplied and returned parameter

Type:

OSI

Length:

Specified by OSI.osi_hdr.cblen.

The `OSI_structure` contains information that is used by the OSI operations that may be called by the PFS. See [Chapter 6, “OSI services,” on page 353](#) for more information.

It also contains MVS-specific information that needs to be passed to the PFS, including SMF accounting fields, a work area, a recovery area, and an optional pointer to an output ATTR structure. For more details on the OSI structure, see [“The OSI structure” on page 19](#).

This area is mapped by the OSI typedef in BPXYPFISI in [Appendix D, “Interface structures for C language servers and clients,” on page 461](#).

Audit_structure

Supplied parameter

Type:

CRED

Length:

Specified by CRED.cred_hdr.cbllen.

The Audit_structure contains information that is used by the security product for access checks and auditing. It is passed to most SAF routines that are invoked by the PFS.

Refer to “Security responsibilities and considerations” on page 12 for a discussion of security processing, and to the CRED typedef in BPXYPSI in Appendix D, “Interface structures for C language servers and clients,” on page 461 for the mapping of this structure.

Unmount_options

Supplied parameter

Type:

Integer

Length:

Fullword

An area that is used to pass the options that are to be used to unmount the file system that is specified in Token_structure. The values for this parameter are defined in the stat.h header.

Return_value

Returned parameter

Type:

Integer

Length:

Fullword

A fullword in which the vfs_unmount service returns the results of the operation, as one of the following:

Return_value**Meaning**

-1

The operation was not successful. The Return_code and Reason_Code values must be filled in by the PFS when Return_value is -1.

0

The operation was successful.

Return_code

Returned parameter

Type:

Integer

Length:

Fullword

A fullword in which the vfs_unmount service stores the return code. The vfs_unmount service returns Return_code only if Return_value is -1. For a complete list of supported return codes, see [Return codes \(errno\)](#) in *z/OS UNIX System Services Messages and Codes*.

The vfs_unmount operation should support at least the following error value:

Return_code	Explanation
EIO	An I/O error occurred while the file system was being unmounted.

Reason_code

Returned parameter

Type:

Integer

Length:

Fullword

A fullword in which the vfs_unmount service stores the reason code. The vfs_unmount service returns Reason_code only if Return_value is -1. Reason_code further qualifies the Return_code value. These reason codes are documented by the PFS.

Implementation notes**Overview of vfs_unmount processing**

[“Unmounting file systems” on page 28](#) provides an overview of file system unmount processing.

Specific processing notes

The PFS cannot issue a signal-enabled wait during unmount processing. [“Waiting and posting” on page 21](#) provides an overview of wait and post processing.

It is not necessary for the PFS to perform security checking during unmount processing, because the LFS has already performed all necessary checking.

A file system that is being mounted asynchronously may be unmounted before the mount process completes. Consequently, if the PFS returns only the vnode_token on the second call to vfs_mount, vfs_unmount must be capable of successfully unmounting a file system without reference to its inode token.

If vfs_unmount is being invoked for a remount (MT_REMOUNT or OSI_REMOUNT), the PFS receives a vfs_mount for the same file system as soon as the vfs_unmount completes. This is followed by vfs_vgets to recreate the vnode-inode pairs that were active at the time of the unmount operation. If a file was open at the time of the remount, the vnode's open counter is reestablished through calls to vn_open.

The PFS does not have to do anything special for remount; however, for performance reasons, it may want to maintain some resources at vfs_unmount in anticipation of reusing them for the next vfs_mount. Socket or RPC sessions are examples of resources that might be worth maintaining.

If the PFS cannot support remount, it should reject the vfs_unmount request. One reason for not supporting remount is that the PFS would not complete the following vfs_mount synchronously.

Serialization provided by the LFS

The vfs_unmount operation is invoked with an exclusive latch held on the file system, to ensure that no other operations are attempted upon the file system that is being unmounted. In addition, the LFS ensures that all mount and unmount operations are serialized.

Security calls to be made by the PFS

None.

Related services

- [“osi_wait — Wait for an event to occur” on page 412](#)
- [“vfs_mount — Mount a file system ” on page 83](#)

vfs_vget — Convert a file identifier to a vnode Token

Function

The vfs_vget operation returns a vnode token for the file or directory that is represented by the input file identifier (FID).

Environment on entry and exit

See [“Environment for PFS operations” on page 73](#).

Input parameter format

```
vfs_vget    (Token_structure,
             OSI_structure,
             Audit_structure,
             File_identifier,
             Vnode_token,
             Return_value,
             Return_code,
             Reason_code)
```

Parameters

Token_structure

Supplied parameter

Type:

TOKSTR

Length:

Specified by TOKSTR.ts_hdr.cbllen.

The Token_structure represents the file system (VFS) that is being operated on. It contains the PFS's initialization token and mount token. Refer to [“LFS/PFS control block structure” on page 17](#) for a discussion of this structure, and to the TOKSTR typedef in BPXYPFSI in [Appendix D, “Interface structures for C language servers and clients,” on page 461](#) for its mapping.

OSI_structure

Supplied and returned parameter

Type:

OSI

Length:

Specified by OSI.osi_hdr.cbllen.

The OSI_structure contains information that is used by the OSI operations that may be called by the PFS. See [Chapter 6, “OSI services,” on page 353](#) for more information.

It also contains MVS-specific information that needs to be passed to the PFS, including SMF accounting fields, a work area, a recovery area, and an optional pointer to an output ATTR structure. For more details on the OSI structure, see [“The OSI structure” on page 19](#).

This area is mapped by the OSI typedef in BPXYPFSI in [Appendix D, “Interface structures for C language servers and clients,” on page 461](#).

Audit_structure

Supplied parameter

Type:

CRED

Length:

Specified by CRED.cred_hdr.cbllen.

The Audit_structure contains information that is used by the security product for access checks and auditing. It is passed to most SAF routines that are invoked by the PFS.

Refer to [“Security responsibilities and considerations” on page 12](#) for a discussion of security processing, and to the CRED typedef in BPXYPFSI in [Appendix D, “Interface structures for C language servers and clients,” on page 461](#) for the mapping of this structure.

File_identifier

Supplied parameter

Type:

FID

Length:

8 bytes

The name of an 8-byte area containing the file identifier of the file or directory for which a vnode token is to be returned. This area is mapped by the FID typedef in the BPXYVFSI header file (see [Appendix D](#), “Interface structures for C language servers and clients,” on page 461).

Vnode_token

Returned parameter

Type:

Token

Length:

8 bytes

Vnode_token is used to return the vnode token that corresponds to the input FID.

Return_value

Returned parameter

Type:

Integer

Length:

Fullword

The name of a fullword in which the vfs_vget service returns the results of the operation, as one of the following:

Return_value**Meaning****-1**

The operation was not successful. This causes the vfs_vget request to fail. The Return_code and Reason_Code are returned to the caller.

0

The operation was successful.

Return_code

Returned parameter

Type:

Integer

Length:

Fullword

The name of a fullword in which the vfs_vget service stores the return code. The vfs_vget service returns Return_code only if Return_value is -1. For a complete list of supported return codes, see [Return codes \(errno\)](#) in *z/OS UNIX System Services Messages and Codes*.

The vfs_vget service should support at least the following error values:

Return_code	Explanation
ENOENT	The file indicated by the File_identifier does not exist in the mounted file system that is indicated by token_structure
EIO	An input/output error occurred while attempting to access data pertaining to the file indicated by the File_identifier.

Reason_code

Returned parameter

Type:

Integer

Length:

Fullword

The name of a fullword in which the vfs_vget service stores the reason code. The vfs_vget service returns Reason_code only if Return_value is -1. Reason_code further qualifies the Return_code value. These reason codes are documented by the PFS.

Implementation notes

Implementation notes are as follows:

Overview of vfs_vget processing

Given a file identifier as input, vfs_vget returns a vnode token that refers to the file. The file identifier uniquely identifies a file in a particular mounted file system. Its validity persists across mounting and unmounting of the file system, as well as z/OS UNIX re-IPLS. This distinguishes the file identifier from the vnode token, which relates to a file in active use, and whose validity persists only until the token is released via vn_inactive. The FID for a file is created by the PFS and returned in the ATTR structure, which is mapped by typedef ATTR in the BPXYVFSI header file (see) by vn_getattr.

Specific processing notes

An FID unquifier of zero refers to the node that matches the st_ino value of that FID.

Serialization provided by the LFS

The vfs_vget operation is invoked with a shared latch held on the mounted file system.

Security calls to be made by the PFS

None.

Related services

- [“vn_getattr — Get the attributes of a file” on page 141](#)

vn_accept — Accept a socket connection request

Function

The vn_accept operation accepts a connection request for a socket server from a socket client. It returns a new socket descriptor.

Environment on entry and exit

See [“Environment for PFS operations” on page 73](#).

Input parameter format

```
vn_accept  (Token_structure,
           OSI_structure,
           Audit_structure,
           Sockaddr_length,
           Sockaddr,
           Open_flags,
           Vnode_token,
           Return_value,
           Return_code,
           Reason_code)
```

Parameters**Token_structure**

Supplied parameter

Type

TOKSTR

Length

Specified by TOKSTR.ts_hdr.cbllen.

The Token_structure represents the file (vnode) that is being operated on. It contains the PFS's initialization token, mount token, and the file token. Refer to [“LFS/PFS control block structure” on page 17](#) for a discussion of this structure, and to the TOKSTR typedef in BPXYPFISI in [Appendix D, “Interface structures for C language servers and clients,” on page 461](#) for its mapping.

OSI_structure

Supplied and returned parameter

Type

OSI

Length

Specified by OSI.osi_hdr.cbllen.

The OSI_structure contains information that is used by the OSI operations that may be called by the PFS. See [Chapter 6, “OSI services,” on page 353](#) for more information.

It also contains MVS-specific information that needs to be passed to the PFS, including SMF accounting fields, a work area, a recovery area, and an optional pointer to an output ATTR structure. For more details on the OSI structure, see [“The OSI structure” on page 19](#).

This area is mapped by the OSI typedef in BPXYPFISI in [Appendix D, “Interface structures for C language servers and clients,” on page 461](#).

Audit_structure

Supplied parameter

Type

CRED

Length

Specified by CRED.cred_hdr.cbllen.

The Audit_structure contains information that is used by the security product for access checks and auditing. It is passed to most SAF routines that are invoked by the PFS.

Refer to [“Security responsibilities and considerations” on page 12](#) for a discussion of security processing, and to the CRED typedef in BPXYPFISI in [Appendix D, “Interface structures for C language servers and clients,” on page 461](#) for the mapping of this structure.

Sockaddr_length

Supplied and returned parameter

Type

Integer

Length

Fullword

A fullword that supplies the length of the Sockaddr buffer and returns the length of the Sockaddr structure that is returned.

Sockaddr

Supplied and returned parameter

Type

SOCK

Length

Specified by Sockaddr_length

A structure that varies depending on the address family type. On return, it contains the address that was used for this operation. For an example of this mapping for AF_INET, see [in.h](#).

Open_flags

Supplied parameter

vn_accept

Type

Structure

Length

Fullword

A fullword that contains the bits that are associated with the socket. The defined values for this field are mapped by `fcntl.h`.

Vnode_token

Returned parameter

Type

Token

Length

8 bytes

An area in which a token that represents the newly created socket is returned.

Return_value

Returned parameter

Type

Integer

Length

Fullword

A fullword in which the `vn_accept` operation returns the results of the operation.

Return_value

Meaning

-1

The operation was not successful. The `Return_code` and `Reason_Code` values must be filled in by the PFS when `Return_value` is -1.

0

The operation was successful.

Return_code

Returned parameter

Type

Integer

Length

Fullword

A fullword in which the `vn_accept` operation stores the return code. The `vn_accept` operation returns `Return_code` only if `Return_value` is -1. For a complete list of supported return codes, see [Return codes \(errno\)](#) in *z/OS UNIX System Services Messages and Codes*.

The `vn_accept` operation should support at least the following error values:

Return_code

Explanation

EINTR

The request was interrupted by a signal.

EINVAL

An incorrect request, such as a socket for which a listen has not been issued (that is, a server), was received.

EWOULDBLOCK

The operation would have required a blocking wait, and this socket was marked as nonblocking.

Reason_code

Returned parameter

Type

Integer

Length

Fullword

A fullword where the vn_accept operation stores the reason code. The vn_accept operation returns Reason_code only if Return_value is -1. Reason_code further qualifies the Return_code value. These reason codes are documented by the PFS.

Implementation notes**Overview of vn_accept processing**

- For more information on vn_accept, refer to [“Creating, referring to, and closing socket vnodes” on page 45](#).
For more information about the semantics of this operation for a POSIX-conforming PFS, refer to the publications mentioned in [“Finding more information about sockets” on page 2](#) for the accept() function.
- The vn_accept service can be used from a multithreaded server, that is, a server with several threads simultaneously calling accept() on the same socket. The PFS must handle queuing for vn_accept requests on the same socket that are waiting to be satisfied. When a connection arrives it is given to one of the waiting vn_accept requestors. All the server threads are expected to be equal; their requests may be satisfied in any order.

Serialization provided by the LFS

The vn_accept operation is invoked with an exclusive latch held on the vnode of the socket.

Security calls to be made by the PFS

None.

Related services

- [“vn_listen — Listen on a socket” on page 156](#)

vn_access — Check access to a file or directory

Function

The vn_access operation checks whether the calling process has the requested access permission to the specified file or directory.

Environment on entry and exit

See [“Environment for PFS operations” on page 73](#).

Input parameter format

```
vn_access    (Token_structure,
              OSI_structure,
              Audit_structure,
              Access_intent,
              Return_value,
              Return_code,
              Reason_code)
```

Parameters**Token_structure**

Supplied parameter

Type

TOKSTR

Length

Specified by TOKSTR.ts_hdr.cblen.

The Token_structure represents the file (vnode) that is being operated on. It contains the PFS's initialization token, mount token, and the file token. Refer to [“LFS/PFS control block structure” on page 17](#) for a discussion of this structure, and to the TOKSTR typedef in BPXYPFSI in [Appendix D, “Interface structures for C language servers and clients,” on page 461](#) for its mapping.

OSI_structure

Supplied and returned parameter

Type

OSI

Length

Specified by OSI.osi_hdr.cblen.

The OSI_structure contains information that is used by the OSI operations that may be called by the PFS. See [Chapter 6, “OSI services,” on page 353](#) for more information.

It also contains MVS-specific information that needs to be passed to the PFS, including SMF accounting fields, a work area, a recovery area, and an optional pointer to an output ATTR structure. For more details on the OSI structure, see [“The OSI structure” on page 19](#).

This area is mapped by the OSI typedef in BPXYPFSI in [Appendix D, “Interface structures for C language servers and clients,” on page 461](#).

Audit_structure

Supplied parameter

Type

CRED

Length

Specified by CRED.cred_hdr.cblen.

The Audit_structure contains information that is used by the security product for access checks and auditing. It is passed to most SAF routines that are invoked by the PFS.

Refer to [“Security responsibilities and considerations” on page 12](#) for a discussion of security processing, and to the CRED typedef in BPXYPFSI in [Appendix D, “Interface structures for C language servers and clients,” on page 461](#) for the mapping of this structure.

Access_intent

Supplied parameter

Type

Integer

Length

Fullword

An input structure passed through to the SAF Check Access callable service by the vn_access operation. The values for this parameter are defined in unistd.h.

Return_value

Returned parameter

Type:

Integer

Length:

Fullword

A fullword in which the vn_access service returns the results of the operation, as one of the following:

Return_value**Meaning****-1**

The operation was not successful. The Return_code and Reason_Code values must be filled in by the PFS when Return_value is -1.

0

The operation was successful.

Return_code

Returned parameter

Type

Integer

Length

Fullword

A fullword in which the vn_access service stores the return code. The vn_access service returns Return_code only if Return_value is -1. For a complete list of supported return codes, see [Return codes \(errno\)](#) in *z/OS UNIX System Services Messages and Codes*.

The vn_access operation should support at least the following error value:

Return_code

EACCES

Explanation

The caller does not have the requested access to the specified file or directory.

Reason_code

Returned parameter

Type

Integer

Length

Fullword

A fullword in which the vn_access service stores the reason code. The vn_access service returns Reason_code only if Return_value is -1. Reason_code further qualifies the Return_code value. These reason codes are documented by the PFS.

Implementation notes**Overview of vn_access processing**

[“Security responsibilities and considerations” on page 12](#) provides an overview of file access checking.

For more information on the semantics of this operation for a POSIX-conforming PFS, refer to the `access()` function in the POSIX.1 standard (IEEE Std 1003.1-1990).

Specific processing notes

The PFS should provide reason codes that distinguish between the SAF reason codes:

- User is not authorized to access the file.
- Input that is not valid.

Serialization provided by the LFS

The vn_access operation is invoked with a shared latch held on the vnode.

Security calls to be made by the PFS

The PFS is expected to invoke the SAF Check Access callable service to check that the user has the requested access to the file or directory.

vn_anr — Accept a socket connection and read the first block of data

Function

The vn_anr operation accepts a connection request for a socket server from a socket client and reads the first block of data.

Environment on entry and exit

See [“Environment for PFS operations”](#) on page 73.

Input parameter format

```
vn_anr      (Token_structure,
             OSI_structure,
             Audit_structure,
             Anr_addr,
             User_IO_structure,
             Open_flags,
             Acp_token,
             Return_value,
             Return_code,
             Reason_code)
```

Parameters

Token_structure

Supplied parameter

Type:

TOKSTR

Length:

Specified by TOKSTR.ts_hdr.cbolen.

The Token_structure represents the file (vnode) that is being operated on. It contains the PFS's initialization token, mount token, and the file token. Refer to [“LFS/PFS control block structure”](#) on page 17 for a discussion of this structure, and to the TOKSTR typedef in BPXYPFSI in [Appendix D, “Interface structures for C language servers and clients,”](#) on page 461 for its mapping.

OSI_structure

Supplied and returned parameter

Type:

OSI

Length:

Specified by OSI.osi_hdr.cbolen.

The OSI_structure contains information that is used by the OSI operations that might be called by the PFS. See [Chapter 6, “OSI services,”](#) on page 353 for more information.

It also contains MVS-specific information that needs to be passed to the PFS, including SMF accounting fields, a work area, a recovery area, and an optional pointer to an output ATTR structure. For more information about the OSI structure, see [“The OSI structure”](#) on page 19.

This area is mapped by the OSI typedef in BPXYPFSI in [Appendix D, “Interface structures for C language servers and clients,”](#) on page 461.

Audit_structure

Supplied parameter

Type:

CRED

Length:

Specified by CRED.cred_hdr.cbllen.

The Audit_structure contains information that is used by the security product for access checks and auditing. It is passed to most SAF routines that are invoked by the PFS.

Refer to [“Security responsibilities and considerations” on page 12](#) for a discussion of security processing, and to the CRED typedef in BPXYVFSI in Appendix D, [“Interface structures for C language servers and clients,” on page 461](#) for the mapping of this structure.

Open_flags

Supplied parameter

Type:

Structure

Length:

Fullword

A fullword that supplies the bits associated with the socket. The defined values for this field are mapped by fcntl.h.

Acp_token

Supplied and returned parameter

Type:

Token

Length:

8 bytes

An area that is used in one of two ways:

- The LFS passes the PFS's token for a reusable socket.
- The LFS passes a value of 0, and the PFS returns the Vnode token for a new accepted socket.

User_IO_structure

Supplied and returned parameter

Type:

UIO

Length:

Specified by UIO.u_hdr.cbllen.

An area that contains the buffer parameters for the receive operation that is to be performed. This area is mapped by the UIO typedef in the BPXYVFSI header file (see Appendix D, [“Interface structures for C language servers and clients,” on page 461](#)). For more information about how the fields in this structure are processed, see the specific processing notes section in [“Implementation notes for vn_anr” on page 119](#).

Anr_addrs

Supplied parameter

Type:

struct anr_addrs

Length:

sizeof(anr_addrs)

A structure that describes the remote and local socket addresses. This structure contains the following fields:

Field**Description**

Remote_sockaddr_length

A fullword that supplies the length of the Remote_sockaddr buffer that is pointed to by Remote_sockaddr_ptr. On return, this parameter contains the length of the socket address that was put in the Remote_sockaddr buffer.

If the value of Remote_sockaddr_length is 0, the Remote_sockaddr is not to be returned.

Remote_sockaddr_ptr

A pointer to the Remote_sockaddr buffer. On return, this buffer contains the socket address of the remote socket that has just connected.

Local_sockaddr_length

A fullword that supplies the length of the Local_sockaddr buffer that is pointed to by Local_sockaddr_ptr.

On return, this parameter contains the length of the socket address that was put in the Local_sockaddr buffer.

If this value is 0, the Local_sockaddr is not to be returned.

Local_sockaddr_ptr

A pointer to the Local_sockaddr buffer. On return, this buffer contains the socket address of the new local socket that was just created.

msg_flags

A fullword that supplies the message flags mapped by BPXYMSGF. On return this parameter contains the updated message flags. (For more information, see [Mapping macros](#) in *z/OS UNIX System Services Programming: Assembler Callable Services Reference*)

Return_value

Returned parameter

Type:

Integer

Length:

Fullword

A fullword in which the vn_anr operation returns the results of the operation, as one of the following:

Return_value**Meaning**

-1

The operation was either not successful or, when Return_code is EINTRNODATA, partially successful. The Return_code and Reason_Code values must be filled in by the PFS when Return_value is -1.

0

The operation was successful; the value represents the number of bytes that were transferred.

Return_code

Returned parameter

Type:

Integer

Length:

Fullword

A fullword in which the vn_anr operation stores the return code. The vn_anr operation returns Return_code only if Return_value is -1. For a complete list of supported return codes, see [Return codes \(errno\)](#) in *z/OS UNIX System Services Messages and Codes*.

The vn_anr operation should support at least the return codes that are listed in [Table 6 on page 119](#).

Table 6. List of return codes for vn_anr

Return_code	Explanation
EFAULT	The address of one of the buffers is not in addressable storage.
EINTR	A signal arrived before a connection was assigned to this request.
EINTRNODATA	A signal arrived after a connection was assigned to this request, but before any data arrived. The connection has been established. The result of this call is equivalent to a successful vn_accept. This condition does not occur in a PFS that does not assign arrived connections to a vn_anr request until some data has also arrived.
EINVAL	An incorrect parameter was specified.
EWouldBlock	A new connection has been established but the SO_RCVTIMEO timeout value was reached before any data arrived. The result of this call is equivalent to a successful vn_accept. This condition does not occur in a PFS that does not assign arrived connections to a vn_An timer request until some data has also arrived.

Reason_code

Returned parameter

Type:

Integer

Length:

Fullword

A fullword where the vn_anr operation stores the reason code. The vn_anr operation returns Reason_code only if Return_value is -1. Reason_code further qualifies the Return_code value. These reason codes are documented by the PFS.

Implementation notes for vn_anr**Overview of vn_anr processing:**

The vn_anr operation is a functional combination of the vn_accept and vn_rdw operations, in that an inbound connection is accepted to create a new socket and the first block of data is read on that socket. The output is the new connected socket and the data.

The vn_anr operation is generated from an application call to the accept_and_recv callable service (BPX1ANR). The accept_and_recv callable service is designed to work with the send_file service (BPX1SF) to provide an efficient file transfer capability for connection-oriented servers with short connection times and high connection rates. See [accept_and_recv \(BPX1ANR, BPX4ANR\) — Accept a connection and receive the first block of data in z/OS UNIX System Services Programming: Assembler Callable Services Reference](#) for more information.

The vn_anr operation is intended to be used from a multithreaded server, that is, a server with several threads simultaneously calling accept_and_recv() on the same socket. The PFS must handle queuing for vn_anr requests on the same socket that are waiting to be satisfied. When a connection and its first data have arrived, the connection and data are given to one of the waiting vn_anr requesters. All of the server threads are expected to be equal, and their requests may be satisfied in any order. In particular, LIFO order would reduce the serialization necessary to manage the requester queue.

The PFS does not complete the vn_anr operation until the first data has arrived on the new connection or a signal arrives for this thread. The listening socket must be in blocking mode; this requirement is enforced by the LFS.

When socket reuse is supported by the PFS, the Acp_token parameter is used to pass the PFS's token for the socket that is being reused. When reuse is not supported, or when a reusable socket is not

supplied by the application, the Acp_token parameter is used to return the vnode token of the new socket that is created. In this case, the input Acp_token is 0, and the output Acp_token is basically the same as the Vnode_token parameter of the vn_accept operation.

Specific processing notes

A PFS that does not support socket reuse does not have to be coded to reject vn_anr requests that attempt to reuse a socket. A reusable socket is one that was closed by a prior write-type operation that specified the REUSE flag. If the PFS does not honor the REUSE flag, it is assumed that the PFS does not support reuse, and the socket is closed in the normal way. Consequently, the Acp_token parameter would be 0 on a subsequent vn_anr request.

Because the vn_anr operation is a combined operation, it can be interrupted between the connection arrival and the data arrival. If the PFS irrevocably associates a new connection to a vn_anr request before any data has arrived and is subsequently interrupted by a signal, it may return the connection via Acp_token, and set a Return_value of -1 and a Return_code of EINTRNODATA. It is strongly recommended that the PFS not assign connections to vn_anr requests until data has arrived, because doing so ties up a server's worker threads while the PFS is waiting for the data to arrive.

If an application uses both accept() and accept_and_recv() calls on the same socket from several threads at the same time, the results are allowed to be unpredictable. Depending on PFS design and timing, the vn_accept and vn_anr calls may be satisfied in any order. Because it is not recommended that connections be assigned to vn_anr requests until the first data has arrived, it is possible that vn_accept requests could consume all arriving connections.

Specific processing notes

The following UIO fields are provided by the LFS:

UIO.u_hdr.cbld

Contains UIO_ID (from the BPXYVFSI header file).

UIO.u_hdr.cbldlen

Specifies the length of the UIO.

UIO.u_buffadr

Specifies the address of the user's buffer.

UIO.u_count

Specifies the size of the user's buffer. If this value is 0, no read is done, and vn_anr is functionally equivalent to vn_accept. In this case, the rest of the UIO fields should be ignored.

UIO.u_asid

Specifies the ASID of the user.

UIO.u_rw

Set to 0, specifying a read request.

UIO.u_key

Specifies the storage key of the caller.

The Remote_sockaddr, Local_sockaddr, and data buffer are all optional.

Serialization provided by the LFS

The vn_anr operation is invoked with an exclusive latch held on the listening vnode if latching is requested by this PFS.

Security calls to be made by the LFS

None.

Related services

- [“vn_listen — Listen on a socket” on page 156](#)

vn_audit — Audit an action

Function

The vn_audit operation audits the action that is indicated by the audit_structure.

Environment on entry and exit

See [“Environment for PFS operations”](#) on page 73.

Input parameter format

```
vn_audit    (Token_structure,
             OSI_structure,
             Audit_structure,
             Return_value,
             Return_code,
             Reason_code)
```

Parameters

Token_structure

Supplied parameter

Type:

TOKSTR

Length:

Specified by TOKSTR.ts_hdr.cbllen.

The Token_structure represents the file (vnode) that is being operated on. It contains the PFS's initialization token, mount token, and the file token. Refer to [“LFS/PFS control block structure”](#) on page 17 for a discussion of this structure, and to the TOKSTR typedef in BPXYPFSI in [Appendix D, “Interface structures for C language servers and clients,”](#) on page 461 for its mapping.

OSI_structure

Supplied and returned parameter

Type:

OSI

Length:

Specified by OSI.osi_hdr.cbllen.

The OSI_structure contains information that is used by the OSI operations that might be called by the PFS. See [Chapter 6, “OSI services,”](#) on page 353 for more information.

It also contains MVS-specific information that needs to be passed to the PFS, including SMF accounting fields, a work area, a recovery area, and an optional pointer to an output ATTR structure. For more details on the OSI structure, see [“The OSI structure”](#) on page 19.

This area is mapped by the OSI typedef in BPXYPFSI in [Appendix D, “Interface structures for C language servers and clients,”](#) on page 461.

Audit_structure

Supplied parameter

Type:

CRED

Length:

Specified by CRED.cred_hdr.cbllen.

The Audit_structure contains information that is used by the security product for access checks and auditing. It is passed to most SAF routines that are invoked by the PFS.

Refer to [“Security responsibilities and considerations” on page 12](#) for a discussion of security processing, and to the CRED typedef in BPXYPSI in Appendix D, [“Interface structures for C language servers and clients,” on page 461](#) for the mapping of this structure.

Return_value

Returned parameter

Type:

Integer

Length:

Fullword

A fullword in which the vn_audit operation returns the results of the operation, as one of the following:

Return_value**Meaning**

-1

The operation was not successful. The Return_code and Reason_Code values must be filled in by the PFS when Return_value is -1.

0

The operation was successful.

Return_code

Returned parameter

Type:

Integer

Length:

Fullword

A fullword in which the vn_audit operation stores the return code. The vn_audit operation returns Return_code only if Return_value is -1. For a complete list of possible return code values, see [Return codes \(errno\)](#) in *z/OS UNIX System Services Messages and Codes*.

Reason_code

Returned parameter

Type:

Integer

Length:

Fullword

A fullword in which the vn_audit operation stores the reason code. The vn_audit operation returns Reason_code only if Return_value is -1. Reason_code further qualifies the Return_code value. These reason codes are documented by the PFS.

Implementation notes for vn_audit**Overview of vn_audit processing**

- The vn_audit operation calls the SAF Audit interface to write an audit record.
- The Audit_structure contains a code that identifies the function that is being audited, defined in IRRPFC.

Serialization provided by the LFS

The vn_audit operation is invoked with a shared latch held on the vnode of the file.

Security calls to be made by the PFS

The PFS is expected to invoke SAF's Audit callable service to write the audit record.

vn_bind — Bind a name to a socket

Function

The vn_bind operation associates a name with a socket.

Environment on entry and exit

See [“Environment for PFS operations”](#) on page 73.

Input parameter format

```
vn_bind      (Token_structure,
              OSI_structure,
              Audit_structure,
              Sockaddr_length,
              Sockaddr,
              Return_value,
              Return_code,
              Reason_code)
```

Parameters

Token_structure

Supplied parameter

Type:

TOKSTR

Length:

Specified by TOKSTR.ts_hdr.cblen.

The Token_structure represents the file (vnode) that is being operated on. It contains the PFS's initialization token, mount token, and the file token. Refer to [“LFS/PFS control block structure”](#) on page 17 for a discussion of this structure, and to the TOKSTR typedef in BPXYPFSI in [Appendix D, “Interface structures for C language servers and clients,”](#) on page 461 for its mapping.

OSI_structure

Supplied and returned parameter

Type:

OSI

Length:

Specified by OSI.osi_hdr.cblen.

The OSI_structure contains information that is used by the OSI operations that might be called by the PFS. See [Chapter 6, “OSI services,”](#) on page 353 for more information.

It also contains MVS-specific information that needs to be passed to the PFS, including SMF accounting fields, a work area, a recovery area, and an optional pointer to an output ATTR structure. For more details about the OSI structure, see [“The OSI structure”](#) on page 19.

This area is mapped by the OSI typedef in BPXYPFSI in [Appendix D, “Interface structures for C language servers and clients,”](#) on page 461.

Audit_structure

Supplied parameter

Type:

CRED

Length:

Specified by CRED.cred_hdr.cblen.

The Audit_structure contains information that is used by the security product for access checks and auditing. It is passed to most SAF routines that are invoked by the PFS.

Refer to [“Security responsibilities and considerations” on page 12](#) for a discussion of security processing, and to the CRED typedef in BPXYPSI in [Appendix D, “Interface structures for C language servers and clients,” on page 461](#) for the mapping of this structure.

Sockaddr_length

Supplied parameter

Type:

Integer

Length:

Fullword

A fullword that contains the length of sockaddr.

Sockaddr

Supplied parameter

Type:

SOCK

Length:

Specified by Sockaddr_length

A structure that varies depending on the address family type. It contains the address that is to be used for this operation. For an example of this mapping for AF_INET, see [in.h](#).

Return_value

Returned parameter

Type:

Integer

Length:

Fullword

A fullword in which the vn_bind operation returns the results of the operation, as one of the following:

Return_value**Meaning**

-1

The operation was not successful. The Return_code and Reason_Code values must be completed by the PFS when Return_value is -1.

0

The operation was successful.

Return_code

Returned parameter

Type:

Integer

Length:

Fullword

A fullword in which the vn_bind operation stores the return code. The vn_bind operation returns Return_code only if Return_value is -1. For a complete list of supported return codes, see [Return codes \(errno\)](#) in *z/OS UNIX System Services Messages and Codes*.

The vn_bind operation should support at least the following return codes that are listed in [Table 7 on page 125](#)

Table 7. List of return codes for vn_bind

Return_code	Explanation
EAFNOSUPPORT	The address family that was specified is not supported.
EINVAL	The length of the name is either too short or negative.

Reason_code

Returned parameter

Type:

Integer

Length:

Fullword

A fullword where the vn_bind operation stores the reason code. The vn_bind operation returns Reason_code only if Return_value is -1. Reason_code further qualifies the Return_code value. These reason codes are documented by the PFS.

Implementation notes for vn_bind**Overview of vn_bind processing**

For more information about the semantics of this operation for a POSIX-conforming PFS, refer to the publications that are mentioned in [“Finding more information about sockets”](#) on page 2 for the bind() function.

Specific processing notes

An unbind flag can be passed in the first word of the system data area of the Token_structure, ts_sysdl. A value of 1 in this word indicates that the socket should be reset to an unbound state, if possible. If the socket can be reset to an unbound state, then a subsequent vn_bind call with a different Sockaddr might be successful. If the socket cannot be unbound, the call should be rejected. All other parameters are the same as on a successful vn_bind call. There is no external application interface for this function; it is used internally by the Common INET (CINET) layer so that CINET can try to place an application socket back into a state where another call to bind() may succeed after a bind() has succeeded on some transports but failed on others.

A bind with source address selection flag can be passed in the first word of the system data area of the Token_structure, ts_sysdl. A value of 2 in this word indicates that the socket should be bound using the source address selection preferences. (bind2addrsl())

The function specifies the destination IP address. When this function is used, the socket is bound to the "best" source address for the provided destination IP address.

The caller's suggestion of "best" source address is set by using the setsockopt () call with the IPv6 socket option Sock#IPV6_ADDR_PREFERENCES. Port number is irrelevant for bind2addrsl() function.

The return value, return code, and reason code are same as the bind() operation. The external application interface for this function is the [BPX1BAS](#), [BPX4BAS](#), and [bind2addrsl\(\)](#) functions. See these functions in *z/OS UNIX System Services Programming: Assembler Callable Services Reference* for more details.

Serialization provided by the LFS

The vn_bind operation is invoked with an exclusive latch held on the vnode of the socket.

Security calls to be made by the PFS

When a program specifies a port value less than 1024 decimal, the PFS must call SAF's Check Privilege function to verify that the caller has the authority to do so.

vn_cancel — Cancel an asynchronous operation

Function

The vn_cancel operation cancels the wait for an asynchronous operation to complete, or cancels the remaining portion of an operation after the I/O completion has been scheduled.

Environment on entry and exit

See [“Environment for PFS operations”](#) on page 73.

Input parameter format

```
vn_cancel (Token_structure,
           OSI_structure,
           Audit_structure,
           VnCan_Flags,
           PFS_AsyTok,
           LFS_AsyTok,
           Return_value,
           Return_code,
           Reason_code)
```

Parameters

Token_structure

Supplied parameter

Type:

TOKSTR

Length:

Specified by TOKSTR.ts_hdr.cbolen.

The Token_structure represents the file (vnode) that is being operated on. It contains the PFS's initialization token, mount token, and the file token. Refer to [“LFS/PFS control block structure”](#) on page 17 for a discussion of this structure, and to the TOKSTR typedef in BPXYPFSI in [Appendix D, “Interface structures for C language servers and clients,”](#) on page 461 for its mapping.

OSI_structure

Supplied and returned parameter

Type:

OSI

Length:

Specified by OSI.osi_hdr.cbolen.

The OSI_structure contains information that is used by the OSI operations that may be called by the PFS. See [Chapter 6, “OSI services,”](#) on page 353 for more information.

It also contains MVS-specific information that needs to be passed to the PFS, including SMF accounting fields, a work area, a recovery area, and an optional pointer to an output ATTR structure. For more details on the OSI structure, see [“The OSI structure”](#) on page 19.

This area is mapped by the OSI typedef in BPXYPFSI in [Appendix D, “Interface structures for C language servers and clients,”](#) on page 461.

Audit_structure

Supplied parameter

Type:

CRED

Length:

Specified by CRED.cred_hdr.cbolen.

The Audit_structure contains information that is used by the security product for access checks and auditing. It is passed to most SAF routines that are invoked by the PFS.

Refer to [“Security responsibilities and considerations” on page 12](#) for a discussion of security processing, and to the CRED typedef in BPXYPSI in [Appendix D, “Interface structures for C language servers and clients,” on page 461](#) for the mapping of this structure.

VnCan_Flags

Supplied parameter

Type:

String

Length:

4 bytes

Control flags for this cancellation. Refer to the vncanflags structure in BPXYPSI.

- The vncanforce flag specifies whether a normal or forced cancellation is being requested:

- 0– Normal Cancel:

Only the wait for completion is being canceled; otherwise the operation is to proceed normally. If the PFS finds the request on a waiting queue, it is to be removed from the queue and completed with a return code of ECANCELED. That is, `osi_sched` should be called, and the normal flow for a failed request should be followed. Note that if it is the PFS's custom to handle asynchronous failures in Part 2, it may call `osi_sched` with success and return ECANCELED from the Part 2 call.

If the PFS does not find the request on a waiting queue, it should take no action whatsoever. The request is completing, or has completed, normally and should not be interrupted.

- 1– Forced Cancel and Cleanup:

Part 2 is not run for this operation, usually because the user's process is terminating. The PFS should remove the request from any waiting queues, and discard all buffers and other resources that were allocated to this request. Regardless of whether the request was found on the waiting queues, the PFS must clean up the request if it is still active.

PFS_AsyTok

Supplied parameter

Type:

String

Length:

8 bytes

A copy of the PFS's Asynchronous I/O Request Token, which identifies the request that is being canceled.

This is the token that was originally passed by the PFS to the LFS via a call to `osi_upda` during Part 1 of the asynchronous operation. This is also the same token that is passed in `osi_asytok` on Part 2 of an asynchronous operation to identify the request to the PFS.

LFS_AsyTok

Supplied parameter

Type:

String

Length:

8 bytes

A copy of the LFS's Asynchronous I/O Request Token, which was originally passed to the PFS in the `osi_asytok` field on Part 1 of the request that is being canceled.

This token has presumably been saved by the PFS in its request structure during Part 1, since it is needed for `osi_sched`, and can be used to validate the PFS request structure. The PFS's original request structure must be validated on `vn_cancel` because the original operation might have finished

vn_cancel

by the time the vn_cancel reaches the PFS, and therefore its request structure might have been already freed or reused for another operation. Once cancel is started for a request, the LFS does not reuse its token until after the cancel has completed.

The PFS may also, of course, perform this validation on its own and ignore the LFS_AsyTok if it is so designed. A request structure could be validated, for instance, with a structure sequence number that is included within the PFS_AsyTok, or by running a chain of active request blocks.

For more information see the processing notes.

Return_value

Returned parameter

Type:

Integer

Length:

Fullword

A fullword in which the vn_cancel operation returns the results of the operation, as one of the following:

Return_value

Meaning

0

The request was found.

-1

The request was not found.

Generally, vn_cancel is not called after osi_sched has been called, but there is a race condition between these two acts and so this Return_value is not very definitive.

Return_code

Returned parameter

Type:

Integer

Length:

Fullword

A fullword in which the vn_cancel operation stores the return code. The vn_cancel operation returns Return_code only if Return_value is -1. For a complete list of supported return codes, see [Return codes \(errno\)](#) in *z/OS UNIX System Services Messages and Codes*.

The vn_cancel operation should support at least the following error value:

Return_code	Explanation
EINVAL	The PFS_AsyTok is not valid.

Reason_code

Returned parameter

Type:

Integer

Length:

Fullword

A fullword in which the vn_cancel operation stores the reason code. The vn_cancel operation returns Reason_code only if Return_value is -1. Reason_code further qualifies the Return_code value. These reason codes are documented by the PFS.

Implementation notes

Overview of vn_cancel processing

“Asynchronous I/O processing” on page 56 provides an overview of asynchronous I/O, and discusses the flows that are related to vn_cancel.

Specific processing notes

- Vn_cancel is for one specific request only.
- Only requests that originally had OsiAsy1=ON are potentially cancelable.
- The normal cancel only "pushes through" the original request, and does not attempt to abort it if it is not blocked.
- Vn_cancel is not an asynchronous operation in the sense of the OsiAsy1 and OsiAsy2 bits. It is also not normally a blocking operation. If the original request is found on a waiting queue, it may be removed and osi_sched() called, on another thread while vn_cancel returns to the LFS.
- Vn_cancel must contend with situations in which a thread might be calling osi_sched, or an SRB may be running Part 2 of the original request. This can be a problem in either case, if the PFS is about to free up the structures that are related to the original request and the PFS_AsyTok. Hopefully, the original request structure can be validated or not used directly, in order to avoid introducing additional serialization points into the main line path just to deal with a potential cancel. For instance, for a normal cancel, only requests that are found on a waiting chain need be referenced directly, and for cancel force some cleanup may be able to be deferred to vn_close.

Technically, though, because of fork() and inherited descriptors, vn_cancel(Force) might not soon be followed by vn_close. However, it would be rather rare for an application in this position to carry on. The results of the application would be unpredictable because of timing; and at a minimum it would have to expect data loss, since the termination could as easily have occurred on entry to its I/O Completion exit.

Vn_cancel(Force) is a result of process termination; therefore, any requests that were still in the PFS have gone through recovery and generally have been handled, as they would be for any abnormal end situation.

- Part 1 requests run on the user's TCB or SRB, and these are abnormally ended before vn_cancel is issued.
- For process termination in general, new SRBs are not permitted to start Part 2, but old SRBs are allowed to finish. Osi_wait(), though, returns as if interrupted with a signal, in an attempt to keep these SRBs from blocking. If the user address space goes to memterm, nothing is able to run, so Part 2 can be abnormally ended for that reason. If the PFS issues its own MVS suspend during Part 2, it can also be abnormally ended by the system.

Serialization provided by the LFS

The vn_cancel operation is invoked with an exclusive vnode latch.

Additional serialization is provided even when the PFS is not using vnode latching.

1. The vn_cancel operation is not invoked while the request it is canceling is still in the PFS during Part 1 of the operation.
2. Vn_close is not invoked while vn_cancel is in progress.
3. If a user process terminates before osi_upda is called, vn_cancel is not called, since the LFS does not have the PFS's token to pass.
4. The LFS serializes vn_cancel with the potentially simultaneously occurring end of Part 2 on the SRB, so the PFS does not have to in any sense "wait" within vn_cancel for Part 2.

Security calls to be made by the PFS

None.

vn_close — Close a file or socket

Function

The vn_close operation closes a file or socket.

Environment on entry and exit

See [“Environment for PFS operations”](#) on page 73.

Input parameter format

```
vn_close      (Token_structure,
              OSI_structure,
              Audit_structure,
              Open_flags,
              Return_value,
              Return_code,
              Reason_code)
```

Parameters

Token_structure

Supplied parameter

Type:

TOKSTR

Length:

Specified by TOKSTR.ts_hdr.cbllen.

The Token_structure represents the file (vnode) that is being operated on. It contains the PFS's initialization token, mount token, and the file token. Refer to [“LFS/PFS control block structure”](#) on page 17 for a discussion of this structure, and to the TOKSTR typedef in BPXYPFISI in [Appendix D, “Interface structures for C language servers and clients,”](#) on page 461 for its mapping.

OSI_structure

Supplied and returned parameter

Type:

OSI

Length:

Specified by OSI.osi_hdr.cbllen.

The OSI_structure contains information that is used by the OSI operations that may be called by the PFS. See [Chapter 6, “OSI services,”](#) on page 353 for more information.

It also contains MVS-specific information that needs to be passed to the PFS, including SMF accounting fields, a work area, a recovery area, and an optional pointer to an output ATTR structure. For more details on the OSI structure, see [“The OSI structure”](#) on page 19.

This area is mapped by the OSI typedef in BPXYPFISI in [Appendix D, “Interface structures for C language servers and clients,”](#) on page 461.

Audit_structure

Supplied parameter

Type:

CRED

Length:

Specified by CRED.cred_hdr.cbllen.

The Audit_structure contains information that is used by the security product for access checks and auditing. It is passed to most SAF routines that are invoked by the PFS.

Refer to [“Security responsibilities and considerations” on page 12](#) for a discussion of security processing, and to the CRED typedef in BPXYPFSI in Appendix D, [“Interface structures for C language servers and clients,” on page 461](#) for the mapping of this structure.

Open_flags

Supplied parameter

Type:

Bit

Length:

Fullword

A fullword containing the open flags that are associated with this file. These flags are defined by `fcntl.h`.

Return_value

Returned parameter

Type:

Integer

Length:

Fullword

A fullword in which the `vn_close` operation returns the results of the operation, as one of the following:

Return_value

Meaning

-1

The operation was not successful. The `Return_code` and `Reason_Code` values must be filled in by the PFS when `Return_value` is -1.

0

The operation was successful.

Return_code

Returned parameter

Type:

Integer

Length:

Fullword

A fullword in which the `vn_close` operation stores the return code. The `vn_close` operation returns `Return_code` only if `Return_value` is -1. For a complete list of supported return codes, see [Return codes \(errno\)](#) in *z/OS UNIX System Services Messages and Codes*.

Reason_code

Returned parameter

Type:

Integer

Length:

Fullword

A fullword in which the `vn_close` operation stores the reason code. The `vn_close` operation returns `Reason_code` only if `Return_value` is -1. `Reason_code` further qualifies the `Return_code` value. These reason codes are documented by the PFS.

Implementation notes

Overview of vn_close processing

See [“Opening and closing files and first references to files” on page 33](#) for a discussion of close processing.

See [“Creating, referring to, and closing socket vnodes” on page 45](#) for a discussion of relevant socket processing.

For more information about the semantics of this operation for a POSIX-conforming PFS, refer to the `close()` function in the POSIX .1 standard (IEEE Std 1003.1-1990).

Specific processing notes

1. The `Return_value` parameter is preset to -1 before the PFS is called. If the PFS program checks or ends abnormally during the `vn_close` operation and the abend is percolated back to the LFS, the LFS uses the `Return_value` to determine what to do next. If the `Return_value` is still -1, the PFS is recalled with `vn_close`; otherwise it is not. Therefore, just before the PFS reaches a point at which it would rather not be recalled if it should end abnormally, it should zero out the `Return_value`.
2. If the PFS supports `vn_recovery`, and `vn_recovery` returns control information to direct the outcome of the original call, the rule is overridden. That is, `vn_close` is not recalled if it appears that `vn_recovery` has handled the problem, regardless of the value of `Return_value`.
3. Although the `Return_value`, `Return_code`, and `Reason_code` values are returned to the caller, the operation always succeeds in that the user's file descriptor is freed and the vnode's open counter is decremented, regardless of the `Return_value`.
4. If `vn_inactive` is not supported by the PFS, the LFS will free its vnode after the `vn_close` returns. If `vn_inactive` is supported, the LFS keeps the vnode for a few minutes and then invokes `vn_inactive`, at which time the vnode is freed.

For sockets PFSs, the total number of vnodes in use is used to enforce the `MAXSOCKETS` limit. Thus, for sockets PFSs that use `vn_inactive`, it is possible for a heavily loaded system to reach its `MAXSOCKETS` limit—even though not that many sockets are open—because of closed vnodes that have not yet been inactivated.

Refer to [“Creating, referring to, and closing socket vnodes” on page 45](#) for more information about socket close and inactivation.

Serialization provided by the LFS

The `vn_close` operation is invoked with an exclusive latch held on the vnode of the file. Shared read support for the file that is being closed can be modified in the OSI by the PFS upon returning from the `vn_close` operation.

Security calls to be made by the PFS

None.

Related services

- [“vn_open — Open a file” on page 168](#)
- [“vfs_socket — Create a socket or a socket pair ” on page 97](#)

vn_connect — Connect to a socket

Function

The `vn_connect` operation connects to a socket. The socket can be either a stream socket or a datagram socket. The connection is done for stream sockets by a client; a bind and a listen request must have preceded this request at the server.

Environment on entry and exit

See [“Environment for PFS operations” on page 73](#).

Input parameter format

```
vn_connect  (Token_structure,
            OSI_structure,
            Audit_structure,
            Sockaddr_length,
            Sockaddr,
            Open_flags,
            Return_value,
            Return_code,
            Reason_code)
```

Parameters

Token_structure

Supplied parameter

Type:

TOKSTR

Length:

Specified by TOKSTR.ts_hdr.cbllen.

The Token_structure represents the file (vnode) that is being operated on. It contains the PFS's initialization token, mount token, and the file token. Refer to [“LFS/PFS control block structure” on page 17](#) for a discussion of this structure, and to the TOKSTR typedef in BPXYPFISI in [Appendix D, “Interface structures for C language servers and clients,” on page 461](#) for its mapping.

OSI_structure

Supplied and returned parameter

Type:

OSI

Length:

Specified by OSI.osi_hdr.cbllen.

The OSI_structure contains information that is used by the OSI operations that may be called by the PFS. See [Chapter 6, “OSI services,” on page 353](#) for more information.

It also contains MVS-specific information that needs to be passed to the PFS, including SMF accounting fields, a work area, a recovery area, and an optional pointer to an output ATTR structure. For more details on the OSI structure, see [“The OSI structure” on page 19](#).

This area is mapped by the OSI typedef in BPXYPFISI in [Appendix D, “Interface structures for C language servers and clients,” on page 461](#).

Audit_structure

Supplied parameter

Type:

CRED

Length:

Specified by CRED.cred_hdr.cbllen.

The Audit_structure contains information that is used by the security product for access checks and auditing. It is passed to most SAF routines that are invoked by the PFS.

Refer to [“Security responsibilities and considerations” on page 12](#) for a discussion of security processing, and to the CRED typedef in BPXYPFISI in [Appendix D, “Interface structures for C language servers and clients,” on page 461](#) for the mapping of this structure.

Sockaddr_length

Supplied parameter

Type:

Integer

vn_connect

Length:

Fullword

A fullword that contains the length of sockaddr.

Sockaddr

Supplied parameter

Type:

SOCK

Length:

Specified by Sockaddr_length

A structure that varies depending on the address family type. It contains the address that is to be used for this operation. For an example of this mapping for AF_INET, see `in.h`.

Open_flags

Supplied parameter

Type:

Structure

Length:

Fullword

A fullword that contains the bits that are associated with the socket. The defined values for this field are mapped by `fcntl.h`.

Return_value

Returned parameter

Type:

Integer

Length:

Fullword

A fullword in which the `vn_connect` operation returns the results of the operation, as one of the following:

Return_value**Meaning****-1**

The operation was not successful. The `Return_code` and `Reason_Code` values must be filled in by the PFS when `Return_value` is -1.

0

The operation was successful.

Return_code

Returned parameter

Type:

Integer

Length:

Fullword

A fullword in which the `vn_connect` operation stores the return code. The `vn_connect` operation returns `Return_code` only if `Return_value` is -1. For a complete list of supported return codes, see [Return codes \(errno\)](#) in *z/OS UNIX System Services Messages and Codes*.

The `vn_connect` operation should support at least the following error values:

Return_code	Explanation
ECONNREFUSED	The connection request was rejected.
EINTR	The request was interrupted by a signal.

Return_code	Explanation
EINVAL	The length of the name specified was too short, or negative.
EISCONN	The socket is already connected.
ENOAFSUPPORT	The PFS does not support this address family.
EOPNOTSUPP	The socket that was specified is a server; a listen has been done.
EPROTOTYPE	The request is for an incorrect socket type.
EWOULDBLOCK	The operation would have required a blocking wait, and this socket was marked as nonblocking.

Reason_code

Returned parameter

Type:

Integer

Length:

Fullword

A fullword in which the vn_connect operation stores the reason code. The vn_connect operation returns Reason_code only if Return_value is -1. Reason_code further qualifies the Return_code value. These reason codes are documented by the PFS.

Implementation notes**Overview of vn_connect processing**

For more information about the semantics of this operation for a POSIX-conforming PFS, refer to the publications that are mentioned in [“Finding more information about sockets” on page 2](#) for the connect function.

Specific processing notes

The connect() function performs a different action for each of the following types of initiating sockets:

- If the initiating socket is SOCK_DGRAM, the connect() function establishes the peer address. The peer address identifies the socket to which all datagrams are sent on subsequent send() functions. No connections are made by this connect() function.
- If the initiating socket is SOCK_STREAM, the connect() function attempts to make a connection to the socket that is specified by the Sockaddr parameter.

Serialization provided by the LFS

The vn_connect operation is invoked with an exclusive latch held on the vnode of the socket.

Security calls to be made by the PFS

None.

Related services

- [“vn_listen — Listen on a socket” on page 156](#)
- [“vn_accept — Accept a socket connection request ” on page 110](#)
- [“vn_bind — Bind a name to a socket ” on page 123](#)

vn_create — Create a new file

Function

The vn_create operation creates a new file using the file type and attributes that are provided by the caller.

Environment on entry and exit

See [“Environment for PFS operations” on page 73](#).

Input parameter format

```
vn_create  (Token_structure,
           OSI_structure,
           Audit_structure,
           Name_length,
           Name,
           Attribute_structure,
           Vnode_token,
           Return_value,
           Return_code,
           Reason_code)
```

Parameters

Token_structure

Supplied parameter

Type:

TOKSTR

Length:

Specified by TOKSTR.ts_hdr.cbolen.

The Token_structure represents the file (vnode) that is being operated on. It contains the PFS's initialization token, mount token, and the file token. Refer to [“LFS/PFS control block structure” on page 17](#) for a discussion of this structure, and to the TOKSTR typedef in BPXYPFSI in [Appendix D, “Interface structures for C language servers and clients,” on page 461](#) for its mapping.

OSI_structure

Supplied and returned parameter

Type:

OSI

Length:

Specified by OSI.osi_hdr.cbolen.

The OSI_structure contains information that is used by the OSI operations that may be called by the PFS. See [Chapter 6, “OSI services,” on page 353](#) for more information.

It also contains MVS-specific information that needs to be passed to the PFS, including SMF accounting fields, a work area, a recovery area, and an optional pointer to an output ATTR structure. For more details on the OSI structure, see [“The OSI structure” on page 19](#).

This area is mapped by the OSI typedef in BPXYPFSI in [Appendix D, “Interface structures for C language servers and clients,” on page 461](#).

Audit_structure

Supplied parameter

Type:

CRED

Length:

Specified by CRED.cred_hdr.cbllen.

The Audit_structure contains information that is used by the security product for access checks and auditing. It is passed to most SAF routines that are invoked by the PFS.

Refer to [“Security responsibilities and considerations” on page 12](#) for a discussion of security processing, and to the CRED typedef in BPXYVFSI in Appendix D, [“Interface structures for C language servers and clients,” on page 461](#) for the mapping of this structure.

Name_length

Supplied parameter

Type:

Integer

Length:

Fullword

A fullword that contains the length of Name. The name is between 1 and 255 bytes long.

Name

Supplied parameter

Type:

String

Length:

Specified by Name_length

An area, of length Name_length, that contains the name of the file that is to be created. This name is not null-terminated.

Attribute_structure

Supplied parameter

Type:

ATTR

Length:

Specified by ATTR.at_hdr.cbllen.

An area that is to be used by the vn_create operation to set the attributes of the file that is to be created. This area is mapped by typedef ATTR in the BPXYVFSI header file (see [Appendix D, “Interface structures for C language servers and clients,” on page 461](#)).

Vnode_token

Returned parameter

Type:

Token

Length:

8 bytes

An area in which the vn_create operation returns the vnode token that is created.

Return_value

Returned parameter

Type:

Integer

Length:

Fullword

A fullword in which the vn_create operation returns the results of the operation, as one of the following:

Return_value**Meaning****-1**

The operation was not successful. The Return_code and Reason_Code values must be filled in by the PFS when Return_value is -1.

0

The operation was successful.

Return_code

Returned parameter

Type:

Integer

Length:

Fullword

A fullword in which the vn_create operation stores the return code. The vn_create operation returns Return_code only if Return_value is -1. For a complete list of supported return codes, see [Return codes \(errno\)](#) in *z/OS UNIX System Services Messages and Codes*.

The vn_create operation should support at least the following error values:

Return_code	Explanation
EACCES	The caller does not have write permission for the parent directory.
EEXIST	A file with the same name already exists.

Reason_code

Returned parameter

Type:

Integer

Length:

Fullword

A fullword in which the vn_create operation stores the reason code. The vn_create operation returns Reason_code only if Return_value is -1. Reason_code further qualifies the Return_code value. These reason codes are documented by the PFS.

Implementation notes**Overview of vn_create processing**

[“Creating files” on page 31](#) provides an overview of file creation processing.

Specific processing notes

- The token structure that is passed on input represents the directory in which the file is created.
- The following attribute_structure fields are provided by the LFS:

ATTR.at_hdr.cbid

Contains Attr_ID (from the BPXYVFSI header file)

ATTR.at_hdr.cbllen

Specifies the length of the attribute_structure

ATTR.at_mode

Specifies the file type and permission bits. See the ATTR typedef in [Appendix D, “Interface structures for C language servers and clients,” on page 461](#) for the mapping of this field.

The user's file creation mask, umask() value, has already been applied to the permission bits.

ATTR.at_major

Specifies the major number for character-special files. This is provided only when the file type is character-special.

ATTR.at_minor

Specifies the minor number for character-special files. This is provided only when the file type is character-special.

- If the file that is named in the Name parameter already exists, the vn_create operation returns a return code of EEXIST, and the output vnode_token is optional.

Serialization provided by the LFS

The vn_create operation is invoked with an exclusive latch held on the vnode of the parent directory.

Security calls to be made by the PFS

The PFS is expected to invoke SAF's Check Access callable service to verify that the user has write permission to the directory. The PFS is also expected to invoke SAF's Make FSP callable service to create a file security packet.

Related services

- [“osi_getvnode — Get or return a vnode” on page 370](#)
- [“vn_remove — Remove a link to a file” on page 191](#)

vn_fsync — Harden file data

Function

The vn_fsync operation writes to disk (or otherwise stabilizes) all changed data in a file.

Environment on entry and exit

See [“Environment for PFS operations” on page 73](#).

Input parameter format

```
vn_fsync    (Token_structure,
             OSI_structure,
             Audit_structure,
             Return_value,
             Return_code,
             Reason_code)
```

Parameters**Token_structure**

Supplied parameter

Type:

TOKSTR

Length:

Specified by TOKSTR.ts_hdr.cbolen.

The Token_structure represents the file (vnode) that is being operated on. It contains the PFS's initialization token, mount token, and the file token. Refer to [“LFS/PFS control block structure” on page 17](#) for a discussion of this structure, and to the TOKSTR typedef in BPXYPFSI in [Appendix D, “Interface structures for C language servers and clients,” on page 461](#) for its mapping.

OSI_structure

Supplied and returned parameter

Type:

OSI

Length:

Specified by OSI.osi_hdr.cbllen.

The OSI_structure contains information that is used by the OSI operations that may be called by the PFS. See [Chapter 6, “OSI services,” on page 353](#) for more information.

It also contains MVS-specific information that needs to be passed to the PFS, including SMF accounting fields, a work area, a recovery area, and an optional pointer to an output ATTR structure. For more details on the OSI structure, see [“The OSI structure” on page 19](#).

This area is mapped by the OSI typedef in BPXYPFSI in [Appendix D, “Interface structures for C language servers and clients,” on page 461](#).

Audit_structure

Supplied parameter

Type:

CRED

Length:

Specified by CRED.cred_hdr.cbllen.

The Audit_structure contains information that is used by the security product for access checks and auditing. It is passed to most SAF routines that are invoked by the PFS.

Refer to [“Security responsibilities and considerations” on page 12](#) for a discussion of security processing, and to the CRED typedef in BPXYPFSI in [Appendix D, “Interface structures for C language servers and clients,” on page 461](#) for the mapping of this structure.

Return_value

Returned parameter

Type:

Integer

Length:

Fullword

A fullword in which the vn_fsync service returns the results of the operation, as one of the following:

Return_value**Meaning****-1**

The operation was not successful. The Return_code and Reason_Code values must be filled in by the PFS when Return_value is -1.

0

The operation was successful.

Return_code

Returned parameter

Type:

Integer

Length:

Fullword

A fullword in which the vn_fsync service stores the return code. The vn_fsync service returns Return_code only if Return_value is -1. For a complete list of supported return codes, see [Return codes \(errno\)](#) in *z/OS UNIX System Services Messages and Codes*.

The vn_fsync service should support at least the following error value:

Return_code

EINVAL

Explanation

The operation is not possible for the specified file.

Reason_code

Returned parameter

Type:

Integer

Length:

Fullword

A fullword in which the vn_fsync service stores the reason code. The vn_fsync service returns Reason_code only if Return_value is -1. Reason_code further qualifies the Return_code value. These reason codes are documented by the PFS.

Implementation notes**Overview of vn_fsync processing**

For the file token in the token_structure, vn_fsync must write all modified data that is not yet placed in nonvolatile storage to such a medium.

Specific processing notes

- Data should be completely hardened before vn_fsync returns to its caller.
- For more information about the semantics of this operation for a POSIX-conforming PFS, refer to the fsync() function in the POSIX .1a standard (IEEE Std 1003.1a), draft 7.

Serialization provided by the LFS

The vn_fsync operation is invoked with an exclusive latch held on the vnode of the file.

Security calls to be made by the PFS

None.

Related services

- [“vfs_sync — Harden all file data for a file system ” on page 102](#)

vn_getattr — Get the attributes of a file

Function

The vn_getattr operation gets the attributes of a file.

Environment on entry and exit

See [“Environment for PFS operations” on page 73](#).

Input parameter format

```
vn_getattr (Token_structure,
            OSI_structure,
            Audit_structure,
            Attribute_structure,
            Return_value,
            Return_code,
            Reason_code)
```

Parameters

Token_structure

Supplied parameter

Type:

TOKSTR

Length:

Specified by TOKSTR.ts_hdr.cbolen.

The Token_structure represents the file (vnode) that is being operated on. It contains the PFS's initialization token, mount token, and the file token.

Refer to [“LFS/PFS control block structure” on page 17](#) for a discussion of this structure, and to the TOKSTR typedef in BPXYPFSI in [Appendix D, “Interface structures for C language servers and clients,” on page 461](#) for its mapping.

OSI_structure

Supplied and returned parameter

Type:

OSI

Length:

Specified by OSI.osi_hdr.cbolen.

The OSI_structure contains information that is used by the OSI operations that may be called by the PFS. See [Chapter 6, “OSI services,” on page 353](#) for more information.

It also contains MVS-specific information that needs to be passed to the PFS, including SMF accounting fields, a work area, a recovery area, and an optional pointer to an output ATTR structure. For more details on the OSI structure, see [“The OSI structure” on page 19](#).

This area is mapped by the OSI typedef in BPXYPFSI in [Appendix D, “Interface structures for C language servers and clients,” on page 461](#).

Audit_structure

Supplied parameter

Type:

CRED

Length:

Specified by CRED.cred_hdr.cbolen.

The Audit_structure contains information that is used by the security product for access checks and auditing. It is passed to most SAF routines that are invoked by the PFS.

Refer to [“Security responsibilities and considerations” on page 12](#) for a discussion of security processing, and to the CRED typedef in BPXYPFSI in [Appendix D, “Interface structures for C language servers and clients,” on page 461](#) for the mapping of this structure.

Attribute_structure

Supplied and returned parameter

Type:

ATTR

Length:

Specified by ATTR.at_hdr.cbolen.

An area used by the vn_getattr operation to return the file attributes for the file that is specified by the vnode token. Before a call to vn_getattr, Attribute_structure must be initialized with the ID and length fields set correctly and the unused fields set to zero. This area is mapped by typedef ATTR in the BPXYVFSI header file (see [Appendix D, “Interface structures for C language servers and clients,” on page 461](#)).

Return_value

Returned parameter

Type:

Integer

Length:

Fullword

The name of a fullword in which the vn_getattr service returns the results of the operation, as one of the following:

Return_value**Meaning****-1**

The operation was not successful. The Return_code and Reason_Code values must be filled in by the PFS when Return_value is -1.

0

The operation was successful.

Return_code

Returned parameter

Type:

Integer

Length:

Fullword

A fullword in which the vn_getattr service stores the return code. The vn_getattr service returns Return_code only if Return_value is -1. For a complete list of supported return codes, see [Return codes \(errno\)](#) in *z/OS UNIX System Services Messages and Codes*.

Reason_code

Returned parameter

Type:

Integer

Length:

Fullword

A fullword in which the vn_getattr service stores the reason code. The vn_getattr service returns Reason_code only if Return_value is -1. Reason_code further qualifies the Return_code value. These reason codes are documented by the PFS.

Implementation notes**Overview of vn_getattr processing**

vn_getattr is used to read file attributes, as described in [“Getting and setting attributes”](#) on page 38.

Specific processing notes

- The input attribute_structure length may not match the length that is supported by the PFS. The PFS must return the minimum of:
 - Input ATTR.at_hdr.cblen
 - The attribute_structure length that is supported by this release of the PFS
 The returned value in ATTR.at_hdr.cblen must match the size returned.
- Time-related fields that are marked for update must be updated before the attributes are returned.

Serialization provided by the LFS

The vn_getattr operation is invoked with a shared latch held on the vnode of the directory.

Security calls to be made by the PFS

None.

Related services

- [“vn_setattr — Set the attributes of a file” on page 209](#)

vn_getname — Get the peer or socket name

Function

The vn_getname operation gets the peer name or the socket name.

Environment on entry and exit

See [“Environment for PFS operations” on page 73](#).

Input parameter format

```
vn_getname (Token_structure,  
            OSI_structure,  
            Audit_structure,  
            Name_type,  
            Sockaddr_length,  
            Sockaddr,  
            Return_value,  
            Return_code,  
            Reason_code)
```

Parameters**Token_structure**

Supplied parameter

Type:

TOKSTR

Length:

Specified by TOKSTR.ts_hdr.cbolen.

The Token_structure represents the file (vnode) that is being operated on. It contains the PFS's initialization token, mount token, and the file token. Refer to [“LFS/PFS control block structure” on page 17](#) for a discussion of this structure, and to the TOKSTR typedef in BPXYPFSI in [Appendix D, “Interface structures for C language servers and clients,” on page 461](#) for its mapping.

OSI_structure

Supplied and returned parameter

Type:

OSI

Length:

Specified by OSI.osi_hdr.cbolen.

The OSI_structure contains information that is used by the OSI operations that may be called by the PFS. See [Chapter 6, “OSI services,” on page 353](#) for more information.

It also contains MVS-specific information that needs to be passed to the PFS, including SMF accounting fields, a work area, a recovery area, and an optional pointer to an output ATTR structure. For more details on the OSI structure, see [“The OSI structure” on page 19](#).

This area is mapped by the OSI typedef in BPXYPFSI in [Appendix D, “Interface structures for C language servers and clients,” on page 461](#).

Audit_structure

Supplied parameter

Type:

CRED

Length:

Specified by CRED.cred_hdr.cbolen.

The Audit_structure contains information that is used by the security product for access checks and auditing. It is passed to most SAF routines that are invoked by the PFS.

Refer to [“Security responsibilities and considerations” on page 12](#) for a discussion of security processing, and to the CRED typedef in BPXYPFSI in Appendix D, [“Interface structures for C language servers and clients,” on page 461](#) for the mapping of this structure.

Name_type

Supplied parameter

Type:

Integer

Length:

Fullword

A fullword that specifies whether to get the peer name or the socket name. The values for this field are defined in the BPXYPFSI header file (see [Appendix D, “Interface structures for C language servers and clients,” on page 461](#)).

Sockaddr_length

Supplied and returned parameter

Type:

Integer

Length:

Fullword

A fullword that supplies the length of the Sockaddr buffer, and returns the length of the Sockaddr structure that is returned.

Sockaddr

Supplied and returned parameter

Type:

SOCK

Length:

Specified by Sockaddr_length

A structure that varies depending on the address family type. On return, it contains the address that was used for this operation. For an example of this mapping for AF_INET, see `in.h`.

Return_value

Returned parameter

Type:

Integer

Length:

Fullword

A fullword in which the vn_getname operation returns the results of the operation, as one of the following:

Return_value	Meaning
--------------	---------

vn_inactive

-1

The operation was not successful. The Return_code and Reason_Code values must be filled in by the PFS when Return_value is -1.

0

The operation was successful.

Return_code

Returned parameter

Type:

Integer

Length:

Fullword

A fullword in which the vn_getname operation stores the return code. The vn_getname operation returns Return_code only if Return_value is -1. For a complete list of supported return codes, see [Return codes \(errno\) in z/OS UNIX System Services Messages and Codes](#).

The vn_getname operation should support at least the following error values:

Return_code	Explanation
EINVAL	The length of the name that was specified is too short.
ENOTCONN	The socket is not connected for a getpeername request.

Reason_code

Returned parameter

Type:

Integer

Length:

Fullword

A fullword in which the vn_getname operation stores the reason code. The vn_getname operation returns Reason_code only if Return_value is -1. Reason_code further qualifies the Return_code value. These reason codes are documented by the PFS.

Implementation notes

Overview of vn_getname processing

For more information about the semantics of this operation for a POSIX-conforming PFS, refer to the publications that are mentioned in [“Finding more information about sockets” on page 2](#) for the getpeername and getsockname functions.

Serialization provided by the LFS

The vn_getname operation is invoked with an exclusive latch held on the vnode of the socket.

Security calls to be made by the PFS

None

vn_inactive — Inactivate a vnode

Function

The vn_inactive disassociates a vnode from the PFS's related inode.

Environment on entry and exit

See [“Environment for PFS operations” on page 73](#).

Input parameter format

```
vn_inactive (Token_structure,
             OSI_structure,
             Audit_structure,
             Return_value,
             Return_code,
             Reason_code)
```

Parameters

Token_structure

Supplied parameter

Type:

TOKSTR

Length:

Specified by TOKSTR.ts_hdr.cbllen.

The Token_structure represents the file (vnode) that is being operated on. It contains the PFS's initialization token, mount token, and the file token. Refer to [“LFS/PFS control block structure” on page 17](#) for a discussion of this structure, and to the TOKSTR typedef in BPXYPFISI in [Appendix D, “Interface structures for C language servers and clients,” on page 461](#) for its mapping.

OSI_structure

Supplied and returned parameter

Type:

OSI

Length:

Specified by OSI.osi_hdr.cbllen.

The OSI_structure contains information that is used by the OSI operations that may be called by the PFS. See [Chapter 6, “OSI services,” on page 353](#) for more information.

It also contains MVS-specific information that needs to be passed to the PFS, including SMF accounting fields, a work area, a recovery area, and an optional pointer to an output ATTR structure. For more details on the OSI structure, see [“The OSI structure” on page 19](#).

This area is mapped by the OSI typedef in BPXYPFISI in [Appendix D, “Interface structures for C language servers and clients,” on page 461](#).

Audit_structure

Supplied parameter

Type:

CRED

Length:

Specified by CRED.cred_hdr.cbllen.

The Audit_structure contains information that is used by the security product for access checks and auditing. It is passed to most SAF routines that are invoked by the PFS.

Refer to [“Security responsibilities and considerations” on page 12](#) for a discussion of security processing, and to the CRED typedef in BPXYPFISI in [Appendix D, “Interface structures for C language servers and clients,” on page 461](#) for the mapping of this structure.

Return_value

Returned parameter

Type:

Integer

Length:

Fullword

The name of a fullword in which the vn_inactive service returns the results of the operation, as one of the following:

Return_value
Meaning

-1

The operation was not successful. The Return_code and Reason_Code values must be filled in by the PFS when Return_value is -1.

0

The operation was successful.

Return_code

Returned parameter

Type:

Integer

Length:

Fullword

A fullword in which the vn_inactive service stores the return code. The vn_inactive service returns Return_code only if Return_value is -1. For a complete list of supported return codes, see [Return codes \(errno\)](#) in *z/OS UNIX System Services Messages and Codes*.

The vn_inactive service should support the following error value:

Return_code	Explanation
EIO	An I/O error occurred while accessing the file.

Reason_code

Returned parameter

Type:

Integer

Length:

Fullword

A fullword in which the vn_inactive service stores the reason code. The vn_inactive service returns Reason_code only if Return_value is -1. Reason_code further qualifies the Return_code value. These reason codes are documented by the PFS.

Implementation notes

Overview of vn_inactive processing

[“Creating, referring to, and inactivating file vnodes” on page 30](#) provides an overview of file inactivate processing.

Specific processing notes

- If a transient error, such as an I/O error, is encountered, the Return_value should be set to -1. In this case, the request is retried later.
- If a permanent error that prevents the specified file or directory from being used is encountered, Return_value should be set to zero. In this case, all references to the file or directory are removed from the LFS and the request is not retried. The PFS must not issue a signal-enabled wait during inactivate processing. [“Waiting and posting” on page 21](#) provides an overview of wait and post processing.
- If a file's link count is zero, but its open count is not zero, the PFS should ignore the open count and delete the file's data along with the file. This may happen, for example, when an address space is canceled right after vn_open finishes in the PFS, but before the LFS regains control.

Serialization provided by the LFS

The vn_inactive operation is invoked with an exclusive latch held on the file system containing the vnode.

Security calls to be made by the PFS

None

Related services

- [“osi_wait — Wait for an event to occur” on page 412](#)
- [“vfs_inactive — Batch inactivate vnodes ” on page 80](#)

vn_ioctl — I/O control

Function

The vn_ioctl operation conveys a command for a file or device driver. The specific system commands that are supported are defined by the PFS.

Environment on entry and exit

See [“Environment for PFS operations” on page 73](#).

Input parameter format

```
vn_ioctl    (Token_structure,
             OSI_structure,
             Audit_structure,
             Open_flags,
             Command,
             Argument_length,
             Argument,
             Return_value,
             Return_code,
             Reason_code)
```

Parameters**Token_structure**

Supplied parameter.

Type

TOKSTR

Length

Specified by TOKSTR.ts_hdr.cblen.

The Token_structure represents the file (vnode) that is being operated on. It contains the PFS's initialization token, mount token, and the file token. Refer to [“LFS/PFS control block structure” on page 17](#) for a discussion of this structure, and to the TOKSTR typedef in BPXYPFSI in [Appendix D](#), [“Interface structures for C language servers and clients,” on page 461](#) for its mapping.

OSI_structure

Supplied and Returned parameter.

Type

OSI

Length

Specified by OSI.osi_hdr.cblen.

The OSI_structure contains information that is used by the OSI operations that might be called by the PFS. For more information, see [Chapter 6, “OSI services,” on page 353](#).

It also contains MVS-specific information that needs to be passed to the PFS, including SMF accounting fields, a work area, a recovery area, and an optional pointer to an output ATTR structure. For more information about the OSI structure, see [“The OSI structure” on page 19](#).

This area is mapped by the OSI typedef in BPXYPFSI in [Appendix D, “Interface structures for C language servers and clients,” on page 461](#).

Audit_structure

Supplied parameter.

Type

CRED

Length

Specified by CRED.cred_hdr.cbolen.

The Audit_structure contains information that is used by the security product for access checks and auditing. It is passed to most SAF routines that are invoked by the PFS.

Refer to [“Security responsibilities and considerations” on page 12](#) for a discussion of security processing, and to the CRED typedef in BPXYPFSI in [Appendix D, “Interface structures for C language servers and clients,” on page 461](#) for the mapping of this structure.

Open_flags

Supplied parameter.

Type

Structure

Length

Fullword

An area that contains the open options that are associated with the file. These flags are defined in `fcntl.h`.

Command

Supplied parameter.

Type

Integer

Length

Fullword

The command indicates the function that is to be performed by the PFS. The values that are defined in `ioctl.h` are for regular calls. The special values for sockets initialization are defined in BPXYPFSI (see [Appendix D, “Interface structures for C language servers and clients,” on page 461](#)).

Argument_length

Supplied and returned parameter.

Type

Integer

Length

Fullword

Argument_length contains the length of the argument.

Argument

Supplied and returned parameter.

Type

Defined by the PFS or the Device Driver.

Length

Specified by Argument_length.

Argument is the buffer that is to be processed by the PFS. It might contain input data to be processed, data that is placed in it by the PFS or device driver, or both.

Return_value

Returned parameter.

Type

Integer.

Length

Fullword.

A fullword in which the vn_ioctl service returns the results of the operation, as one of the following:

Return_value**Meaning****-1**

The operation was not successful. The Return_code and Reason_Code values must be completed by the PFS when Return_value is -1.

0

The operation was successful.

Return_code

Returned parameter.

Type

Integer.

Length

Fullword.

A fullword in which the vn_ioctl service stores the return code. The vn_ioctl service returns Return_code only if Return_value is -1. For a complete list of supported return codes, see [Return codes \(errno\)](#) in *z/OS UNIX System Services Messages and Codes*.

The vn_ioctl service should support at least the following error value:

Return_code	Explanation
ENODEV	The requested function is not supported by the PFS.

Reason_code

Returned parameter.

Type

Integer

Length

Fullword

A fullword in which the vn_ioctl service stores the reason code. The vn_ioctl service returns Reason_code only if Return_value is -1. Reason_code further qualifies the Return_code value. These reason codes are documented by the PFS.

Implementation notes for vn_ioctl processing**Overview of vn_ioctl processing**

vn_ioctl provides a vehicle by which a PFS may provide functions that are not described by the POSIX standard.

Specific processing notes

- The PFS can use vn_ioctl to support unique file operations.
- vn_ioctl can be used to allow direct access to devices that are controlled by the PFS. You should avoid passing addresses with this service (using *argument*), and instead include all data in the buffer.
- The maximum Argument_length that is supported by the LFS is 1024 bytes.

- Refer to “Common INET sockets” on page 48 for information about the commands that a PFS must support in order to be an AF_INET socket PFS.
- Open_flags are all zero when vn_ioctl is the result of the w_pioc (BPX1PIO) function, since the file being operated on has not been opened. The PFS may want to include a special access check in this case.
- For those cases in which user data addresses are passed in the argument, the user's storage key is passed to the PFS. This key should be used with MVCSK/MVCDK or osi_copyin/osi_copyout to reference the user data areas.

The key is passed in the first word of the system data area of the Token_structure, ts_sysd1, with a format of X'PPPP020K', where K is the 4-bit key value. When ts_sysd1 is all zeros, keys are not passed.

The first two bytes of ts_sysd1, when byte 3 is X'02', are the first and third bytes of the user's PSW, which are the bytes that contain the user's AMODE and Supervisor State bits.

This information is passed in ts_sysd1 for all instances of program ioctl() calls, but some internal uses of vn_ioctl, mostly for FIONBIO, do not do so. These cases do not contain addresses in the argument.

Serialization provided by the LFS

The vn_ioctl operation is invoked with an exclusive latch held on the vnode of the file.

Security calls to be made by the PFS

The PFS may choose to invoke SAF's Check Access callable service to verify that the user has write permission to the file or device.

Extended attributes for vn_ioctl

For extended attribute processing, the command parameter is set to IOCC#XATTR and the argument parameter refers to a buffer that contains the Attx structure, which is defined in BPXYATT followed by space for attribute values. The argument_length parameter contains the length of the buffer including the Attx structure. The processing to be performed depends on the value of attxsubcmd within the Attx structure.

The attribute values are as follows.

Attx#scSet

If the value of the AttxName attribute is already set and the AttxfCreate flag is set, an error is returned. For a complete list of supported return codes, see [Return codes \(errno\)](#) in *z/OS UNIX System Services Messages and Codes*.

If the value of the attribute that is named AttxName is not set and AttxfReplace flag is set, an error is returned. For a complete list of supported return codes, see [Return codes \(errno\)](#) in *z/OS UNIX System Services Messages and Codes*.

If the remaining space is not enough to hold an attribute with name AttxName and value length AttxValLn, an error is returned.

If the value of the attribute is not valid (for example, values other than 0 or 1 for binary attributes), then an error is returned.

If there are no errors, the value of the attribute is set or updated with AttxVal.

Attx#scRemove

If no attribute is set with name AttxName, then an error is returned.

If there are no errors, the attribute with name AttxName is removed.

Attx#scGet

If no attribute is set with name AttxName, then an error is returned.

If AttxValLn is set to zero and an attribute with AttxName exists, then the length of the value is returned in the return value parameter. If the value of the attribute does not fit in the provided space, an error is returned.

If there is no error and `AttxValLn` was not zero, the return value parameter is set to the length of the attribute value and the attribute value is returned in `AttxVal`.

Attx#scList

The attribute names are returned in a list. When more than one attribute name exists, they are separated by a null byte.

If `AttxValLn` is set to zero, the amount of space that would be required to return the list of names is determined. That size is returned in the return value parameter.

If `AttxValLn` is nonzero and the list would require more space than provided, an error is returned.

If `AttxValLn` is nonzero and there are no errors, a list of attribute names is returned in `AttxVal`.

vn_link — Create a link to a file

Function

The `vn_link` operation creates a link to the file that is specified by `Token_structure` in the directory that is specified by `Directory_token_structure`. The link is a new name that identifies an existing file. The new name does not replace the old one, but provides an additional way to refer to the file.

Environment on entry and exit

See [“Environment for PFS operations” on page 73](#).

Input parameter format

```
vn_link      (Token_structure,
              OSI_structure,
              Audit_structure,
              Link_name_length,
              Link_name,
              Directory_token_structure,
              Return_value,
              Return_code,
              Reason_code)
```

Parameters

Token_structure

Supplied parameter

Type:

TOKSTR

Length:

Specified by `TOKSTR.ts_hdr.cbolen`.

The `Token_structure` represents the file (vnode) that is being operated on. It contains the PFS's initialization token, mount token, and the file token. Refer to [“LFS/PFS control block structure” on page 17](#) for a discussion of this structure, and to the TOKSTR typedef in BPXYPFSI in [Appendix D, “Interface structures for C language servers and clients,” on page 461](#) for its mapping.

OSI_structure

Supplied and returned parameter

Type:

OSI

Length:

Specified by `OSI.osi_hdr.cbolen`.

The `OSI_structure` contains information that is used by the OSI operations that may be called by the PFS. See [Chapter 6, “OSI services,” on page 353](#) for more information.

It also contains MVS-specific information that needs to be passed to the PFS, including SMF accounting fields, a work area, a recovery area, and an optional pointer to an output ATTR structure. For more details on the OSI structure, see [“The OSI structure” on page 19](#).

This area is mapped by the OSI typedef in BPXYPFSI in [Appendix D, “Interface structures for C language servers and clients,” on page 461](#).

Audit_structure

Supplied parameter

Type:

CRED

Length:

Specified by CRED.cred_hdr.cbolen.

The Audit_structure contains information that is used by the security product for access checks and auditing. It is passed to most SAF routines that are invoked by the PFS.

See [“Security responsibilities and considerations” on page 12](#) for a discussion of security processing, and to the CRED typedef in BPXYPFSI in [Appendix D, “Interface structures for C language servers and clients,” on page 461](#) for the mapping of this structure.

Link_name_length

Supplied parameter

Type:

Integer

Length:

Fullword

A fullword that contains the length of Link_name. The name can be between 1 and 255 bytes long.

Link_name

Supplied parameter

Type:

String

Length:

Specified by Link_name_length

An area, of length Link_name_length, that contains the new name by which the file is to be known. This name contains no nulls.

Directory_token_structure

Supplied parameter

Type:

TOKSTR

Length:

Specified by TOKStr.ts_hdr.cbolen.

The Directory_token_structure represents the vnode of the directory that is to contain Link_name.

This area is mapped by the TOKSTR typedef in the BPXYPFSI header file (see [Appendix D, “Interface structures for C language servers and clients,” on page 461](#)) for details.

Return_value

Returned parameter

Type:

Integer

Length:

Fullword

A fullword in which the vn_link service returns the results of the operation, as one of the following:

Return_value**Meaning****-1**

The operation was not successful. The Return_code and Reason_Code values must be filled in by the PFS when Return_value is -1.

0

The operation was successful.

Return_code

Returned parameter

Type:

Integer

Length:

Fullword

A fullword in which the vn_link service stores the return code. The vn_link service returns Return_code only if Return_value is -1. For a complete list of supported return codes, see [Return codes \(errno\)](#) in *z/OS UNIX System Services Messages and Codes*.

The vn_link service should support at least the following error values:

Return_code	Explanation
EEXIST	A file with the same name already exists.
ENAMETOOLONG	The length of Link_name exceeds the length that is supported by this PFS.
EROFS	The file system is mounted read-only.

Reason_code

Returned parameter

Type:

Integer

Length:

Fullword

A fullword in which the vn_link service stores the reason code. The vn_link service returns Reason_code only if Return_value is -1. Reason_code further qualifies the Return_code value. These reason codes are documented by the PFS.

Implementation notes**Overview of vn_link processing**

vn_link must create an entry in the directory that is specified by Directory_token_structure, pointing to the file that is specified by Token_structure.

Specific processing notes

- If the link is created successfully, the operation increments the link count of the file. The link count shows how many links to a file exist. (If the link is not created successfully, the link count is not incremented.)
- The LFS does not permit links to directories.
- If the link is created successfully, the change time of the linked-to file is updated, as are the change and modification times of the directory that contains Link_name, that is, the directory that holds the link.
- For more information about the semantics of this operation for a POSIX-conforming PFS, refer to the link() function in the POSIX .1 standard (IEEE Std 1003.1-1990).

Serialization provided by the LFS

The vn_link operation is invoked with an exclusive latch held on the vnode of the directory and the file.

Security calls to be made by the PFS

The PFS is expected to invoke SAF's Check Access callable service to verify that the user has **any** access to the file, and has **write** access to the directory.

For a discussion of vn_link processing in a multilevel security environment, see [“PFS support for multilevel security”](#) on page 65.

Related services

- [“vn_remove — Remove a link to a file”](#) on page 191
- [“vn_rename — Rename a file or directory”](#) on page 194

vn_listen — Listen on a socket

Function

The vn_listen operation identifies the socket as a server and establishes the maximum number of incoming connection requests that can be queued.

Environment on entry and exit

See [“Environment for PFS operations”](#) on page 73.

Input parameter format

```
vn_listen    (Token_structure,
              OSI_structure,
              Audit_structure,
              Backlog,
              Return_value,
              Return_code,
              Reason_code)
```

Parameters

Token_structure

Supplied parameter

Type:

TOKSTR

Length:

Specified by TOKSTR.ts_hdr.cbllen.

The Token_structure represents the file (vnode) that is being operated on. It contains the PFS's initialization token, mount token, and the file token. Refer to [“LFS/PFS control block structure”](#) on page 17 for a discussion of this structure, and to the TOKSTR typedef in BPXYPFSI in [Appendix D](#), [“Interface structures for C language servers and clients,”](#) on page 461 for its mapping.

OSI_structure

Supplied and returned parameter

Type:

OSI

Length:

Specified by OSI.osi_hdr.cbllen.

The OSI_structure contains information that is used by the OSI operations that may be called by the PFS. See Chapter 6, “OSI services,” on page 353 for more information.

It also contains MVS-specific information that needs to be passed to the PFS, including SMF accounting fields, a work area, a recovery area, and an optional pointer to an output ATTR structure. For more details on the OSI structure, see “The OSI structure” on page 19.

This area is mapped by the OSI typedef in BPXYPFSI in Appendix D, “Interface structures for C language servers and clients,” on page 461.

Audit_structure

Supplied parameter

Type:

CRED

Length:

Specified by CRED.cred_hdr.cbllen.

The Audit_structure contains information that is used by the security product for access checks and auditing. It is passed to most SAF routines that are invoked by the PFS.

Refer to “Security responsibilities and considerations” on page 12 for a discussion of security processing, and to the CRED typedef in BPXYPFSI in Appendix D, “Interface structures for C language servers and clients,” on page 461 for the mapping of this structure.

Backlog

Supplied parameter

Type:

Integer

Length:

Fullword

A fullword that specifies the maximum number of connection requests that can be queued.

Return_value

Returned parameter

Type:

Integer

Length:

Fullword

A fullword in which the vn_listen operation returns the results of the operation, as one of the following:

Return_value

Meaning

-1

The operation was not successful. The Return_code and Reason_Code values must be filled in by the PFS when Return_value is -1.

0

The operation was successful.

Return_code

Returned parameter

Type:

Integer

Length:

Fullword

A fullword in which the vn_listen operation stores the return code. The vn_listen operation returns Return_code only if Return_value is -1. For a complete list of supported return codes, see [Return codes \(errno\)](#) in *z/OS UNIX System Services Messages and Codes*.

The vn_listen operation should support at least the following error values:

Return_code	Explanation
EINVAL	Either a bind has not been issued on this socket; a listen was already done; or this socket has been connected.
EOPNOTSUPP	Listen is valid only for stream sockets.

Reason_code

Returned parameter

Type:

Integer

Length:

Fullword

A fullword in which the vn_listen operation stores the reason code. The vn_listen operation returns Reason_code only if Return_value is -1. Reason_code further qualifies the Return_code value. These reason codes are documented by the PFS.

Implementation notes

Overview of vn_listen processing

For more information about the semantics of this operation for a POSIX-conforming PFS, refer to the publications that are mentioned in [“Finding more information about sockets”](#) on page 2 for the listen function.

Specific processing notes

None.

Serialization provided by the LFS

The vn_listen operation is invoked with an exclusive latch held on the vnode of the socket.

Security calls to be made by the PFS

None.

Related services

- [“vn_bind — Bind a name to a socket”](#) on page 123

vn_lockctl — Byte range lock control

Function

The vn_lockctl operation conveys a byte range locking command for a file.

Environment on entry and exit

See [“Environment for PFS operations”](#) on page 73.

Input parameter format

```
vn_lockctl  (Token_structure,
             OSI_structure,
             Audit_structure,
             LockCommand,
             Vlock_length,
             Vlock,
             Return_value,
             Return_code,
             Reason_code)
```

Parameters

Token_structure

Supplied parameter

Type:

TOKSTR

Length:

Specified by TOKSTR.ts_hdr.cbllen.

The Token_structure represents the file (vnode) that is being operated on. It contains the PFS's initialization token, mount token, and the file token. Refer to [“LFS/PFS control block structure” on page 17](#) for a discussion of this structure, and to the TOKSTR typedef in BPXYPFISI in [Appendix D, “Interface structures for C language servers and clients,” on page 461](#) for its mapping.

OSI_structure

Supplied and returned parameter

Type:

OSI

Length:

Specified by OSI.osi_hdr.cbllen.

The OSI_structure contains information that is used by the OSI operations that may be called by the PFS. See [Chapter 6, “OSI services,” on page 353](#) for more information.

It also contains MVS-specific information that needs to be passed to the PFS, including SMF accounting fields, a work area, a recovery area, and an optional pointer to an output ATTR structure. For more details on the OSI structure, see [“The OSI structure” on page 19](#).

This area is mapped by the OSI typedef in BPXYPFISI in [Appendix D, “Interface structures for C language servers and clients,” on page 461](#).

Audit_structure

Supplied parameter

Type:

CRED

Length:

Specified by CRED.cred_hdr.cbllen.

The Audit_structure contains information that is used by the security product for access checks and auditing. It is passed to most SAF routines that are invoked by the PFS.

Refer to [“Security responsibilities and considerations” on page 12](#) for a discussion of security processing, and to the CRED typedef in BPXYPFISI in [Appendix D, “Interface structures for C language servers and clients,” on page 461](#) for the mapping of this structure.

LockCommand

Supplied parameter

Type:

Integer

Length:

Fullword

The command indicates the function that is to be performed by the PFS. The values are the same as for the `v_lockctl` callable service and are defined in BPXYVFSI. See [Appendix D, “Interface structures for C language servers and clients,”](#) on page 461.

Vlock_length

Supplied parameter

Type:

Integer

Length:

Fullword

Vlock_length contains the length of the Vlock structure that is passed.

Vlock

Supplied and returned parameter

Type:

Structure

Length:

Specified by Vlock_length

The Vlock structure contains information about the locking request. See [“v_lockctl \(BPX1VLO, BPX4VLO\) — Lock a file”](#) on page 283 for more information.

Return_value

Returned parameter

Type:

Integer

Length:

Fullword

A fullword in which the `vn_lockctl` service returns the results of the operation, as one of the following:

Return_value**Meaning****-1**

The operation was not successful. The Return_code and Reason_Code values must be filled in by the PFS when Return_value is -1.

0

The operation was successful.

Return_code

Returned parameter

Type:

Integer

Length:

Fullword

A fullword in which the `vn_lockctl` operation stores the return code. The `vn_lockctl` operation returns Return_code only if Return_value is -1. For a complete list of supported return codes, see [Return codes \(errno\)](#) in *z/OS UNIX System Services Messages and Codes*.

The `vn_lockctl` operation should support at least the following error values:

Return_code	Explanation
EAGAIN	The Lock command was requested, but the lock conflicts with a lock on an overlapping part of the file that is already set by another locker.
EDEADLK	The LockWait command was requested, but the potential for deadlock was detected.
EINTR	A LockWait request was interrupted by a signal.
EINVAL	Parameter error.
ENOSYS	Returned for files that must be locked locally. After this return code is encountered, the current and all subsequent lock requests for this file are sent to the local BRLM. This remains in effect until the file is inactivated.

Reason_code

Returned parameter

Type:

Integer

Length:

Fullword

A fullword in which the vn_lockctl operation stores the reason code. The vn_lockctl operation returns Reason_code only if Return_value is -1. Reason_code further qualifies the Return_code value. These reason codes are documented by the PFS.

Implementation notes**Overview of vn_lockctl processing**

For an overview of byte range locking and how applications use it, see [fcntl\(\)](#) in *z/OS XL C/C++ Runtime Library Reference*.

See [“v_lockctl \(BPX1VLO, BPX4VLO\) — Lock a file”](#) on page 283 for details on the Vlock structure and its usage.

Serialization provided by the LFS

The vn_lockctl operation is invoked with a shared latch held on the vnode of the file.

Security calls to be made by the PFS

None

Specific processing notes

1. The PFS may support locking for just some of its files. Mt_nolocking can be returned from vfs_mount to turn off vn_lockctl for an entire file system. Vn_lockctl can be turned off for one file by rejecting any vn_lockctl request with RC=ENOSYS. Normal local BRLM locking is done in cases where vn_lockctl is not called.
2. Vn_lockctl is called for the following locking operations: VL_LOCK, VL_LOCKWAIT, VL_UNLOCK, VL_QUERY, VL_UNREGLOCKER. These are described in [“v_lockctl \(BPX1VLO, BPX4VLO\) — Lock a file”](#) on page 283.
3. The object being locked is represented by the Vnode of the operation. The Object ID in the Vlok is usually not filled in.
4. Locker Registration: To speed up future locking operations for a process, the PFS can return a token in vl_lockertok that the LFS saves and passes back to the PFS on later vn_lockctl calls from this same process. Vl_lockertok will be zeros unless a prior Locker Token has been saved. A new Locker Token can be returned on vn_lockctl requests that fail; for example, with VL_LOCK when the lock can not be granted. The Locker Token is also passed to the PFS on vn_rdw, vn_trunc, and vn_setattr (File Size Change) calls when the file involved is one for which vn_lockctl

would be called for locking requests. When this process terminates, vn_lockctl is called for the VL_UNREGLOCKER operation so it can clean up any resources that may be associated with the token. There is no file associated with this operation, so the Vnode passed on the call is not significant and will usually be the root vnode of one of the file systems that is mounted on this PFS.

5. Object Registration: The object being locked is fundamentally represented by the Vnode of the operation, but if the PFS returns a non-zero value in vl_objtok the LFS will save this value in the Vnode and pass it back to the PFS on all future locking operations for this object. A new Object Token can be returned on vn_lockctl requests that fail; for example, with VL_LOCK when the lock can not be granted. There is no explicit Object unregistration. Any locking related resources for an object are normally cleaned up as part of vn_inact processing.
6. The Locker ID passed to vn_lockctl for normal POSIX fcntl() users has the user's Process ID (PID) in the vl_clientpid field. The vl_serverpid and vl_clienttid fields will be zeros. In general, the full 16-byte Locker ID represents the individual entity that is requesting the lock. This Locker ID contends with all other 16-byte Locker ID entities for these locks. Only the first 8-bytes of the Locker ID are used for implicit Locker registration and explicit unregistration. Threads would be considered to be part of the registered process.
7. For VL_QUERY, only the POSIX Brk structure can be returned to the fcntl() caller, so the extended blocker information discussed under “v_lockctl (BPX1VLO, BPX4VLO) — Lock a file” on page 283 for the vl_blockinglock field is not used with vn_lockctl. The only information returned about the blocking locker by the LFS for fcntl() is a 1-word Process ID. If the blocking locker is another local POSIX process the PFS should return that PID in the Brk structure; otherwise the PFS should return the PFS's Colony PID.

vn_lookup — Look up a file or directory

Function

The vn_lookup searches the directory that is represented by token_structure for the file or directory whose name is supplied.

Environment on entry and exit

See “Environment for PFS operations” on page 73.

Input parameter format

```
vn_lookup  (Token_structure,
           OSI_structure,
           Audit_structure,
           Name_length,
           Name,
           Vnode_token,
           Return_value,
           Return_code,
           Reason_code)
```

Parameters

Token_structure

Supplied parameter

Type:

TOKSTR

Length:

Specified by TOKSTR.ts_hdr.cbllen.

The Token_structure represents the file (vnode) that is being operated on. It contains the PFS's initialization token, mount token, and the file token. Refer to “LFS/PFS control block structure” on

[page 17](#) for a discussion of this structure, and to the TOKSTR typedef in BPXYPFSI in [Appendix D, “Interface structures for C language servers and clients,”](#) on [page 461](#) for its mapping.

OSI_structure

Supplied and returned parameter

Type:

OSI

Length:

Specified by OSI.osi_hdr.cbllen.

The OSI_structure contains information that is used by the OSI operations that may be called by the PFS. See [Chapter 6, “OSI services,”](#) on [page 353](#) for more information.

It also contains MVS-specific information that needs to be passed to the PFS, including SMF accounting fields, a work area, a recovery area, and an optional pointer to an output ATTR structure. For more details on the OSI structure, see [“The OSI structure”](#) on [page 19](#).

This area is mapped by the OSI typedef in BPXYPFSI in [Appendix D, “Interface structures for C language servers and clients,”](#) on [page 461](#).

Audit_structure

Supplied parameter

Type:

CRED

Length:

Specified by CRED.cred_hdr.cbllen.

The Audit_structure contains information that is used by the security product for access checks and auditing. It is passed to most SAF routines that are invoked by the PFS.

Refer to [“Security responsibilities and considerations”](#) on [page 12](#) for a discussion of security processing, and to the CRED typedef in BPXYPFSI in [Appendix D, “Interface structures for C language servers and clients,”](#) on [page 461](#) for the mapping of this structure.

Name_length

Supplied parameter

Type:

Integer

Length:

Fullword

A fullword that contains the length of Name. The name is between 1 and 255 bytes long.

Name

Supplied parameter

Type:

String

Length:

Specified by Name_length

An area, of length Name_length, that contains the name of the file or directory that is to be searched for. This name is not null-terminated.

Vnode_token

Returned parameter

Type:

Token

Length:

8 bytes

vn_lookup

An area in which the vn_lookup operation returns the vnode token of the file or directory that is supplied in the name parameter.

Return_value

Returned parameter

Type:

Integer

Length:

Fullword

A fullword in which the vn_lookup operation returns the results of the operation, as one of the following:

Return_value

Meaning

-1

The operation was not successful. The Return_code and Reason_Code values must be filled in by the PFS when Return_value is -1.

0

The operation was successful.

Return_code

Returned parameter

Type:

Integer

Length:

Fullword

A fullword in which the vn_lookup operation stores the return code. The vn_lookup operation returns Return_code only if Return_value is -1. For a complete list of supported return codes, see [Return codes \(errno\)](#) in *z/OS UNIX System Services Messages and Codes*.

The vn_lookup operation should support at least the following error values:

Return_code	Explanation
EACCES	The caller does not have search permission for the parent directory.
ENAMETOOLONG	The Name_length that was supplied is greater than the maximum name length that is supported by this PFS.
ENOENT	The file or directory does not exist in the parent directory.

Reason_code

Returned parameter

Type:

Integer

Length:

Fullword

A fullword in which the vn_lookup operation stores the reason code. The vn_lookup operation returns Reason_code only if Return_value is -1. Reason_code further qualifies the Return_code value. These reason codes are documented by the PFS.

Implementation notes

Overview of vn_lookup processing

Lookup processing is described in [“Creating, referring to, and inactivating file vnodes”](#) on page 30.

Specific processing notes

- The token structure that is passed on input represents the directory that is searched for the input name.
- If the file or directory that is named in the Name parameter does not exist in the parent directory, the vn_lookup operation returns a failing return code, and no vnode_token is returned.

Serialization provided by the LFS

The vn_lookup operation is invoked with a shared latch held on the vnode of the parent directory.

Security calls to be made by the PFS

The PFS is expected to invoke SAF's Check Access callable service to verify that the user has search permission to the directory.

Related services

- [“osi_getvnode — Get or return a vnode” on page 370](#)

vn_mkdir — Create a directory

Function

The vn_mkdir operation creates a directory using the attributes that are provided by the caller.

Environment on entry and exit

See [“Environment for PFS operations” on page 73](#).

Input parameter format

```
vn_mkdir    (Token_structure,
             OSI_structure,
             Audit_structure,
             Name_length,
             Name,
             File_attribute_structure,
             Vnode_token,
             Return_value,
             Return_code,
             Reason_code)
```

Parameters

Token_structure

Supplied parameter

Type:

TOKSTR

Length:

Specified by TOKSTR.ts_hdr.cbllen.

The Token_structure represents the file (vnode) that is being operated on. It contains the PFS's initialization token, mount token, and the file token. Refer to [“LFS/PFS control block structure” on page 17](#) for a discussion of this structure, and to the TOKSTR typedef in BPXYPFSI in [Appendix D, “Interface structures for C language servers and clients,” on page 461](#) for its mapping.

OSI_structure

Supplied and returned parameter

Type:

OSI

Length:

Specified by OSI.osi_hdr.cbllen.

The OSI_structure contains information that is used by the OSI operations that might be called by the PFS. See [Chapter 6, “OSI services,” on page 353](#) for more information.

It also contains MVS-specific information that needs to be passed to the PFS, including SMF accounting fields, a work area, a recovery area, and an optional pointer to an output ATTR structure. For more details about the OSI structure, see [“The OSI structure” on page 19](#).

This area is mapped by the OSI typedef in BPXYPFSI in [Appendix D, “Interface structures for C language servers and clients,” on page 461](#).

Audit_structure

Supplied parameter

Type:

CRED

Length:

Specified by CRED.cred_hdr.cbllen.

The Audit_structure contains information that is used by the security product for access checks and auditing. It is passed to most SAF routines that are invoked by the PFS.

Refer to [“Security responsibilities and considerations” on page 12](#) for a discussion of security processing, and to the CRED typedef in BPXYPFSI in [Appendix D, “Interface structures for C language servers and clients,” on page 461](#) for the mapping of this structure.

Name_length

Supplied parameter

Type:

Integer

Length:

Fullword

A fullword that contains the length of the directory name that is to be created. The name can be between 1 and 255 bytes long.

Name

Supplied parameter

Type:

String

Length:

Specified by Name_length

An area, of length Name_length, that contains the name of the directory that is to be created. This name contains no nulls.

File_Attribute_Structure

Supplied parameter

Type:

Structure

Length:

Specified by the ATTR.attr_hdr.cbllen field

An area that contains the attributes of the directory that is to be created. This area is mapped by the ATTR typedef in the BPXYVFSI header file (see [Appendix D, “Interface structures for C language servers and clients,” on page 461](#)). For more information about how the fields in this structure are processed, see the specific processing notes section in [“Implementation notes for vn_mkdir” on page 168](#).

Vnode_token

Returned parameter

Type:

Token

Length:

8 bytes

An area in which the vn_mkdir service returns the vnode_token for the new directory.

Return_value

Returned parameter

Type:

Integer

Length:

Fullword

A fullword in which the vn_mkdir service returns the results of the operation, as one of the following:

Return_value**Meaning****-1**

The operation was not successful. The Return_code and Reason_Code values must be filled in by the PFS when Return_value is -1

0

The operation was successful.

Return_code

Returned parameter

Type:

Integer

Length:

Fullword

A fullword in which the vn_mkdir service stores the return code. The vn_mkdir service returns Return_code only if Return_value is -1. For a complete list of supported return codes, see [Return codes \(errno\)](#) in *z/OS UNIX System Services Messages and Codes*.

The vn_mkdir service supports the following error values:

Return_code	Explanation
EACCES	The caller does not have write authority for the parent directory.
EEXIST	A directory with the same name already exists.
ENOENT	The parent directory has been marked for deletion.
ENAMETOOLONG	The length of the name is greater than the maximum supported length.

Reason_code

Returned parameter

Type:

Integer

Length:

Fullword

A fullword in which the vn_mkdir service stores the reason code. The vn_mkdir service returns Reason_code only if Return_value is -1. Reason_code further qualifies the Return_code value. These reason codes are documented by the PFS.

Implementation notes for vn_mkdir

Overview of vn_mkdir processing

[“Creating, referring to, and inactivating file vnodes” on page 30](#) provides an overview of directory creation processing.

For more information about the semantics of this operation for a POSIX-conforming PFS, refer to the mkdir() function in the POSIX .1 standard (IEEE Std 1003.1-1990).

Specific processing notes

- The token structure that is passed on input represents the parent directory in which the new directory is created.
- The following ATTR fields are provided by the LFS:

Attr.at_hdr.cbid

Contains Attr_ID (from the BPXYVFSI header file)

Attr.attr_hdr.cblen

Specifies the length of the File_Attribute_Structure

ATTR.at_mode

Specifies the directory permission bits. See [Appendix D, “Interface structures for C language servers and clients,” on page 461](#) for the mapping of this field.

- If the directory that is named in the Name parameter already exists, the vn_mkdir service returns a return code of EEXIST, and the output vnode_token is optional.

Serialization provided by the LFS

The vn_mkdir operation is invoked with an exclusive latch held on the vnode of the parent directory.

Security calls to be made by the PFS

The PFS is expected to invoke SAF's Check Access callable service to verify that the user has write permission to the directory. The PFS is also expected to invoke SAF's Make FSP callable service to create a file security packet.

Related services

- [“osi_getvnode — Get or return a vnode” on page 370](#)
- [“vn_remove — Remove a link to a file” on page 191](#)

vn_open — Open a file

Function

The vn_open operation opens a file.

Environment on entry and exit

See [“Environment for PFS operations” on page 73](#).

Input parameter format

```
vn_open      (Token_structure,
              OSI_structure,
              Audit_structure,
              Open_flags,
              Return_value,
              Return_code,
              Reason_code)
```

Parameters

Token_structure

Supplied parameter

Type:

TOKSTR

Length:

Specified by TOKSTR.ts_hdr.cbllen.

The Token_structure represents the file (vnode) being operated on. It contains the PFS's initialization token, mount token, and the file token. Refer to “LFS/PFS control block structure” on page 17 for a discussion of this structure, and to the TOKSTR typedef in BPXYPFSI in Appendix D, “Interface structures for C language servers and clients,” on page 461 for its mapping.

OSI_structure

Supplied and returned parameter

Type:

OSI

Length:

Specified by OSI.osi_hdr.cbllen.

The OSI_structure contains information used by the OSI operations that might be called by the PFS. See Chapter 6, “OSI services,” on page 353 for more information.

It also contains MVS-specific information that needs to be passed to the PFS, including SMF accounting fields, a work area, a recovery area, and an optional pointer to an output ATTR structure. For more details on the OSI structure, see “The OSI structure” on page 19.

This area is mapped by the OSI typedef in BPXYPFSI in Appendix D, “Interface structures for C language servers and clients,” on page 461.

Audit_structure

Supplied parameter

Type:

CRED

Length:

Specified by CRED.cred_hdr.cbllen.

The Audit_structure contains information used by the security product for access checks and auditing. It is passed to most SAF routines that are invoked by the PFS.

Refer to “Security responsibilities and considerations” on page 12 for a discussion of security processing, and to the CRED typedef in BPXYPFSI in Appendix D, “Interface structures for C language servers and clients,” on page 461 for the mapping of this structure.

Open_flags

Supplied parameter

Type:

Bit

Length:

Fullword

A fullword containing the binary flags that describe how the file is to be opened. These flags are defined by `fcntl.h`.

Return_value

Returned parameter

Type:

Integer

Length:

Fullword

A fullword where the `vn_open` operation returns the results of the operation as one of the following:

Return_value**Meaning**

-1

The operation was not successful. The `Return_code` and `Reason_Code` values must be completed by the PFS when `Return_value` is -1.

0

The operation was successful.

Return_code

Returned parameter

Type:

Integer

Length:

Fullword

A fullword in which the `vn_open` operation stores the return code. The `vn_open` operation returns `Return_code` only if `Return_value` is -1. For a complete list of supported return codes, see [Return codes \(errno\)](#) in *z/OS UNIX System Services Messages and Codes*.

The `vn_open` operation should support at least the following error values:

Return_code	Explanation
EACCES	The caller does not have permission for the requested (read or write) access.
ENOENT	The file does not exist.
EROFS	An attempt was made to open a file for write in a read-only file system.

Reason_code

Returned parameter

Type:

Integer

Length:

Fullword

A fullword where the `vn_open` operation stores the reason code. The `vn_open` operation returns `Reason_code` only if `Return_value` is -1. `Reason_code` further qualifies the `Return_code` value. These reason codes are documented by the PFS.

Implementation notes**Overview of vn_open processing**

See [“Opening and closing files and first references to files”](#) on page 33 for a discussion of open processing.

For more information about the semantics of this operation for a POSIX-conforming PFS, refer to the `open()` function in the POSIX .1 standard (IEEE Std 1003.1-1990).

Specific processing notes

- The `O_RDONLY` and `O_WRONLY` bits in the `Open_flags` control whether the SAF Check Access callable service is called for a read, write, or read and write access check.
- When the `O_EXEC` flag is ON in the `Open_flags`, the SAF Check Access call must be made with a check for execute permission. Do not use the read or write permission. This bit is a z/OS UNIX extension that is defined in [Appendix D, “Interface structures for C language servers and clients,”](#) on [page 461](#).
- When the `O_TRUNC` flag is ON in the `Open_flags` the PFS must truncate the file to zero length.
- The LFS implements the semantics of the `O_CREAT` and `O_EXCL` flags.
- The `Open_flags` will be remembered by the LFS and passed to the PFS on all read/write type operations that are related to this open. The `O_APPEND` and `O_NONBLOCK` flags, for instance, are processed by the PFS during those read/write operations from the flags passed to it at that time. The `O_SYNC` flag is transferred by the LFS to the `UIO.u_sync` flag for all read/write type operations so that this function can be processed by the PFS the same way for both POSIX and NFS users.

Serialization provided by the LFS

The `vn_open` operation is invoked with an exclusive latch held on the vnode of the file. Shared read support for the file being opened may be modified in the OSI by the PFS upon returning from the `vn_open` operation.

Security calls to be made by the PFS

The PFS is expected to invoke SAF's Check Access callable service to check that the user has permission for the requested (read, write, or execute) access.

Related services

- [“vn_close — Close a file or socket”](#) on [page 130](#)

vn_pathconf — Determine configurable path name values

Function

The `vn_pathconf` operation returns the current value of a configurable limit or option that is associated with a file or directory.

Environment on entry and exit

See [“Environment for PFS operations”](#) on [page 73](#).

Input parameter format

```
vn_pathconf (Token_structure,
             OSI_structure,
             Audit_structure,
             Option,
             Return_value,
             Return_code,
             Reason_code)
```

Parameters

Token_structure

Supplied parameter

Type:

TOKSTR

Length:

Specified by TOKSTR.ts_hdr.cbllen.

The Token_structure represents the file (vnode) that is being operated on. It contains the PFS's initialization token, mount token, and the file token. Refer to [“LFS/PFS control block structure” on page 17](#) for a discussion of this structure, and to the TOKSTR typedef in BPXYPSI in [Appendix D, “Interface structures for C language servers and clients,” on page 461](#) for its mapping.

OSI_structure

Supplied and returned parameter

Type:

OSI

Length:

Specified by OSI.osi_hdr.cbllen.

The OSI_structure contains information that is used by the OSI operations that may be called by the PFS. See [Chapter 6, “OSI services,” on page 353](#) for more information.

It also contains MVS-specific information that needs to be passed to the PFS, including SMF accounting fields, a work area, a recovery area, and an optional pointer to an output ATTR structure. For more details on the OSI structure, see [“The OSI structure” on page 19](#).

This area is mapped by the OSI typedef in BPXYPSI in [Appendix D, “Interface structures for C language servers and clients,” on page 461](#).

Audit_structure

Supplied parameter

Type:

CRED

Length:

Specified by CRED.cred_hdr.cbllen.

The Audit_structure contains information that is used by the security product for access checks and auditing. It is passed to most SAF routines that are invoked by the PFS.

Refer to [“Security responsibilities and considerations” on page 12](#) for a discussion of security processing, and to the CRED typedef in BPXYPSI in [Appendix D, “Interface structures for C language servers and clients,” on page 461](#) for the mapping of this structure.

Option

Supplied parameter

Type:

Integer

Length:

Fullword

The option parameter contains a value that indicates which configurable limit or option is returned in Return_value. These values are defined in unistd.h and are:

Variable Returned**Description**`_PC_CHOWN_RESTRICTED`

Change ownership function is restricted to a process with appropriate privileges, and to changing the group ID (GID) of a file only to the effective group ID of the process or to one of its supplementary group IDs.

`_PC_LINK_MAX`

Maximum value of a file's link count.

`_PC_MAX_CANON`

Maximum number of bytes in a terminal canonical input line.

Variable Returned	Description
_PC_MAX_INPUT	Minimum number of bytes for which space is to be available in a terminal input queue; therefore, the maximum number of bytes a portable application may require to be typed as input before it reads them.
_PC_NAME_MAX	Maximum number of bytes in a filename (not a string length; count excludes a terminating null).
_PC_NO_TRUNC	Path name components longer than 255 bytes generate an error.
_PC_PATH_MAX	Maximum number of bytes in a path name (not a string length; count excludes a terminating null).
_PC_PIPE_BUF	Maximum number of bytes that can be written atomically when writing to a pipe.
_PC_VDISABLE	Terminal special characters that are maintained by the system can be disabled using this character value.

Return_value

Returned parameter

Type:

Integer

Length:

Fullword

The name of a fullword in which the vn_pathconf operation returns the current value of the *pathname* variable that corresponds to Name specified, or -1 if not successful.

If the named path name variable does not have a limit for the specified file, Return_value is set to -1 and Return_code and Reason_code remain unchanged.

If _PC_CHOWN_RESTRICTED is specified for Option, and _POSIX_CHOWN_RESTRICTED is active, Return_value is set to 1.

If _PC_CHOWN_RESTRICTED is specified for Option, and _POSIX_CHOWN_RESTRICTED is not active, Return_value is set to 0.

If _PC_NO_TRUNC is specified for Option, and _POSIX_NO_TRUNC is active, Return_value is set to 1.

If _PC_NO_TRUNC is specified for Option, and _POSIX_NO_TRUNC is not active, Return_value is set to 0.

Return_code

Returned parameter

Type:

Integer

Length:

Fullword

A fullword in which the vn_pathconf operation stores the return code. The vn_pathconf operation returns Return_code only if Return_value is -1. For a complete list of supported return codes, see [Return codes \(errno\)](#) in *z/OS UNIX System Services Messages and Codes*.

Reason_code

Returned parameter

Type:

Integer

Length:

Fullword

A fullword in which the vn_pathconf operation stores the reason code. The vn_pathconf operation returns Reason_code only if Return_value is -1. Reason_code further qualifies the Return_code value. These reason codes are documented by the PFS.

Implementation notes**Specific processing notes**

- If the PFS does not have a limit for the specified option, Return_value is set to -1, but Return_code and Reason_code are unchanged. A Return_value of -1 in this case represents a limit of infinity (or no limit) for the requested option.
- The vn_pathconf operation is not invoked by the LFS if the PATH_MAX option is specified. The LFS value for PATH_MAX, 1023, is returned.
- If the PC_NAME_MAX option is specified, the LFS compares its value to the PFS value, and returns the minimum.

Serialization provided by the LFS

The vn_pathconf operation is invoked with a shared latch held on the vnode.

Security calls to be made by the PFS

None.

vn_rdwr — Read or write a file

Function

The vn_rdwr operation reads data from or writes data to a file or a socket.

Environment on entry and exit

See [“Environment for PFS operations” on page 73](#).

Input parameter format

```
vn_rdwr      (Token_structure,
              OSI_structure,
              Audit_structure,
              Open_flags,
              User_IO_structure,
              Return_value,
              Return_code,
              Reason_code)
```

Parameters**Token_structure**

Supplied parameter

Type:

TOKSTR

Length:

Specified by TOKSTR.ts_hdr.cbolen.

The Token_structure represents the file (vnode) that is being operated on. It contains the PFS's initialization token, mount token, and the file token. Refer to [“LFS/PFS control block structure” on page 17](#) for a discussion of this structure, and to the TOKSTR typedef in BPXYPFSI in [Appendix D, “Interface structures for C language servers and clients,” on page 461](#) for its mapping.

OSI_structure

Supplied and returned parameter

Type:

OSI

Length:

Specified by OSI.osi_hdr.cbolen.

The OSI_structure contains information that is used by the OSI operations that may be called by the PFS. See [Chapter 6, “OSI services,” on page 353](#) for more information.

It also contains MVS-specific information that needs to be passed to the PFS, including SMF accounting fields, a work area, a recovery area, and an optional pointer to an output ATTR structure. For more details on the OSI structure, see [“The OSI structure” on page 19](#).

This area is mapped by the OSI typedef in BPXYPFSI in [Appendix D, “Interface structures for C language servers and clients,” on page 461](#).

Audit_structure

Supplied parameter

Type:

CRED

Length:

Specified by CRED.cred_hdr.cbolen.

The Audit_structure contains information that is used by the security product for access checks and auditing. It is passed to most SAF routines that are invoked by the PFS.

Refer to [“Security responsibilities and considerations” on page 12](#) for a discussion of security processing, and to the CRED typedef in BPXYPFSI in [Appendix D, “Interface structures for C language servers and clients,” on page 461](#) for the mapping of this structure.

Open_flags

Supplied parameter

Type:

Structure

Length:

Fullword

An area that contains the options that are to be used when reading from or writing to the file or socket. This area is mapped by `fcntl.h`. For a description of this header, see [fcntl.h — POSIX functions for file operations in z/OS XL C/C++ Runtime Library Reference](#).

User_IO_structure

Supplied and returned parameter

Type:

Structure

Length:

Specified by the UIO.u_hdr.cbolen field

An area to be used by the vn_rdw service to determine the buffer address, length, storage key, and other attributes of the read or write request. This area is mapped by the UIO typedef in the BPXYVFSI header file (see [Appendix D, “Interface structures for C language servers and clients,” on page 461](#)). See the description of the vn_readwritev service in [“Implementation notes” on page 176](#) for details on how the fields in this structure are processed.

Return_value

Returned parameter

Type:

Integer

Length:

Fullword

A fullword in which the vn_rdwr service returns the results of the operation, as one of the following:

Return_value**Meaning****-1**

The operation was not successful. The Return_code and Reason_Code values must be filled in by the PFS when Return_value is -1.

0 or greater

The operation was successful; the value represents the number of bytes that were transferred.

Return_code

Returned parameter

Type:

Integer

Length:

Fullword

A fullword in which the vn_rdwr service stores the return code. The vn_rdwr service returns Return_code only if Return_value is -1. For a complete list of supported return codes, see [Return codes \(errno\)](#) in *z/OS UNIX System Services Messages and Codes*.

The vn_rdwr service should support the following error values:

Return_code	Explanation
EFAULT	A buffer address that was not valid was passed.
EINTR	The request was interrupted by a signal.
EACCES	The caller does not have the requested (read or write) access to the file.
EFBIG	Writing to the specified file would exceed the file size limit for the process, or the maximum file size that is supported by the physical file system.
EIO	An I/O error occurred while the file was being accessed.
EWouldBlock	The request was made of a non-blocking descriptor, and a block was needed to satisfy the request.

Reason_code

Returned parameter

Type:

Integer

Length:

Fullword

A fullword in which the vn_rdwr service stores the reason code. The vn_rdwr service returns Reason_code only if Return_value is -1. Reason_code further qualifies the Return_code value. These reason codes are documented by the PFS.

Implementation notes**Overview of vn_rdwr processing**

[“Reading from and writing to files” on page 35](#) provides an overview of file read and write processing.

Specific processing notes

- The following UIO fields are provided by the LFS:

UIO.u_hdr.cbid

Contains UIO_ID (from the BPXYVFSI header file)

UIO.u_hdr.cblen

Specifies the length of the user_IO_structure

UIO.u_buffaddr

Specifies the address of the caller's input/output buffer

UIO.u_buffalet

Specifies the ALET of the caller's input/output buffer

UIO.u_offseth

Specifies the upper word of a doubleword value that contains the offset into the file. The updated value for this field is returned by the PFS as a result of the vn_rdw operation.

UIO.u_offsetl

Specifies the lower word of a doubleword value that contains the offset into the file. The updated value for this field is returned by the PFS as a result of the vn_rdw operation.

UIO.u_count

Specifies the number of bytes that are to be read or written

UIO.u_asid

Specifies the ASID of the caller

UIO.u_rw

Specifies whether the request is a read (0) or a write (1)

UIO.u_key

Specifies the storage key of the caller's input/output buffer

UIO.u_fssizelimitlw

Specifies the high word of the file size limit for the process

UIO.u_fssizelimitlw

Specifies the low word of the file size limit for the process

UIO.u_sync

Specifies that the file is to be written to disk before the PFS returns. The PFS sets UIO.u_syncd to indicate that this has been done.

UIO.u_chkacc

Specifies that access checking is to be performed

UIO.u_realpage

Specifies that a real storage address is being passed. This flag is used only if the PFS reported during initialization that it supports DATOFF moves.

PFS limit processing

The UIO contains the process file size limit for the file. This is a doubleword value that is contained in UIO.u_fssizelimitlw and UIO.u_fssizelimitlw. When a write request is unable to write any data before exceeding the file size limit, the PFS must set the UIO.u_limitex bit on, in addition to setting a Return_code of EFBIG. This includes detecting the special case in which the UIO.u_fssizelimitlw is equal to UIO_NONNEWFILES, which prohibits the expansion of existing files.

(Note that for vn_setattr, the LFS handles file size limit checking.)

The PFS must also be aware of one other special value for the file size limit. If both UIO.u_fssizelimitlw and UIO.u_fssizelimitlw are equal to 0, there is no file size limit set for the process.

Serialization provided by the LFS

The vn_rdwr operation is invoked with an exclusive latch held on the vnode, unless the VnodSharedRead flag indicates that shared read is supported, in which case a shared latch is held on the vnode.

Shared read support for the file that is being read from or written to may be modified in the OSI by the PFS upon returning from the vn_rdwr operation.

Security calls to be made by the PFS

If u_chkacc is on in the user_IO_structure, the PFS is expected to invoke SAF's Check Access callable service to check that the user has permission to read from or write to the file. This check should be based on the access intent that is specified by u_rw.

The PFS is expected to invoke SAF's Clear Setid callable service whenever a write is done to a file with the S_GID or S_UID options. System overhead can be significantly reduced by setting an internal flag in the Inode to indicate that Clear Setid has been called, so that subsequent calls can be avoided. This flag would be cleared whenever the file's mode is changed via vn_setattr. In other words, Clear Setid should only be called once on the first write after the file's mode is changed or its Inode is created in storage.

vn_readdir — Read directory entries

Function

The vn_readdir operation reads entries from the directory that is represented by the input Token_structure, and returns as many entries as will fit in the caller's buffer.

Environment on entry and exit

See [“Environment for PFS operations”](#) on page 73.

Input parameter format

```
vn_readdir (Token_structure,
            OSI_structure,
            Audit_structure,
            User_IO_structure,
            Return_value,
            Return_code,
            Reason_code)
```

Parameters

Token_structure

Supplied parameter

Type:

TOKSTR

Length:

Specified by TOKSTR.ts_hdr.cbolen.

The Token_structure represents the file (vnode) that is being operated on. It contains the PFS's initialization token, mount token, and the file token. Refer to [“LFS/PFS control block structure”](#) on page 17 for a discussion of this structure, and to the TOKSTR typedef in BPXYPFSI in [Appendix D](#), [“Interface structures for C language servers and clients,”](#) on page 461 for its mapping.

OSI_structure

Supplied and returned parameter

Type:

OSI

Length:

Specified by OSI.osi_hdr.cblen.

The OSI_structure contains information that is used by the OSI operations that might be called by the PFS. See [Chapter 6, “OSI services,” on page 353](#) for more information.

It also contains MVS-specific information that needs to be passed to the PFS, including SMF accounting fields, a work area, a recovery area, and an optional pointer to an output ATTR structure. For more information about the OSI structure, see [“The OSI structure” on page 19](#).

This area is mapped by the OSI typedef in BPXYPFSI in [Appendix D, “Interface structures for C language servers and clients,” on page 461](#).

Audit_structure

Supplied parameter

Type:

CRED

Length:

Specified by CRED.cred_hdr.cblen.

The Audit_structure contains information that is used by the security product for access checks and auditing. It is passed to most SAF routines that are invoked by the PFS.

Refer to [“Security responsibilities and considerations” on page 12](#) for a discussion of security processing, and to the CRED typedef in BPXYPFSI in [Appendix D, “Interface structures for C language servers and clients,” on page 461](#) for the mapping of this structure.

User_IO_structure

Supplied and returned parameter

Type:

UIO

Length:

Specified by UIO.u_hdr.cblen.

An area that contains the parameters for the I/O that is to be performed. This area is mapped by the UIO typedef in the BPXYVFSI header file (see [Appendix D, “Interface structures for C language servers and clients,” on page 461](#)). See the specific processing notes in [“Implementation notes for vn_readdir” on page 180](#) for details on how the fields in this structure are processed.

Return_value

Returned parameter

Type:

Integer

Length:

Fullword

A fullword in which the vn_readdir operation returns the results of the operation, as one of the following return codes:

Return_value**Meaning****-1**

The operation was not successful. The Return_code and Reason_Code values must be completed by the PFS when Return_value is -1.

0

The operation was successful, and there are no more directory entries to be read. No entries are returned.

0 or greater

The operation was successful; the value represents the number of directory entries that are returned.

Return_code

Returned parameter

Type:

Integer

Length:

Fullword

A fullword in which the vn_readdir operation stores the return code. The vn_readdir operation returns Return_code only if Return_value is -1. For a complete list of supported return codes, see [Return codes \(errno\)](#) in *z/OS UNIX System Services Messages and Codes*.

The vn_readdir operation must support at least the following error values:

Return_code	Explanation
EACCES	The caller does not have search permission for the directory.
EFAULT	A buffer address that was specified is not in addressable storage.
EINVAL	There was a parameter error, such as an input buffer that is too small for any entries.

Reason_code

Returned parameter

Type:

Integer

Length:

Fullword

A fullword in which the vn_readdir operation stores the reason code. The vn_readdir operation returns Reason_code only if Return_value is -1. Reason_code further qualifies the Return_code value. These reason codes are documented by the PFS product.

Implementation notes for vn_readdir**Overview of vn_readdir processing**

[“Reading directories” on page 36](#) provides an overview of the readdir operation.

Specific processing notes

The token structure that is passed on input represents the directory that is to be read.

The following UIO fields are provided by the LFS:

UIO.u_hdr.cbld

Contains UIO_ID (from the BPXYVFSI header file).

UIO.u_hdr.cbldn

Specifies the length of the user_IO_structure.

UIO.u_buffaddr

Specifies the address of the caller's buffer.

UIO.u_alet

Specifies the ALET of the caller's buffer.

UIO.u_offseth

Specifies the high-order word of the cursor.

UIO.u_offsetl

Specifies the low-order word of the cursor.

UIO.u_count

Specifies the maximum number of bytes that can be written to the caller's buffer.

UIO.u_asid

Specifies the ASID of the caller.

UIO.u_key

Specifies the storage key of the caller's buffer.

UIO.u_rindex

Specifies the readdir index field.

- The following UIO fields must be set by the PFS:
 - UIO.u_offseth
 - UIO.u_offset
- The PFS is expected to write directory entries into the caller's buffer. These directory entries are mapped by the DIRENT and DIREXT typedefs in the BPXYVFSI header file (see [Appendix D, “Interface structures for C language servers and clients,”](#) on page 461).
- For more information about the semantics of this operation for a POSIX-conforming PFS, see the description of readdir (BPX1RDD, BPX4RDD) in [readdir \(BPX1RDD, BPX4RDD\) — Read an entry from a directory in z/OS UNIX System Services Programming: Assembler Callable Services Reference](#).

Serialization provided by the LFS

The vn_readdir operation is invoked with a shared latch held on the vnode of the directory.

Security calls to be made by the PFS

The PFS is expected to invoke SAF's Check Access callable service to verify that the user has read permission to the directory.

For a discussion of vn_link processing in a multilevel security environment, see [“PFS support for multilevel security”](#) on page 65.

Related services

- [“vn_open — Open a file”](#) on page 168

vn_readlink — Read a symbolic link

Function

The vn_readlink operation reads the symbolic link file that is represented by Token_structure, and returns the contents in the buffer that is described by User_IO_structure.

Environment on entry and exit

See [“Environment for PFS operations”](#) on page 73.

Input parameter format

```
vn_readlink (Token_structure,
             OSI_structure,
             Audit_structure,
             User_IO_structure,
             Return_value,
             Return_code,
             Reason_code)
```

Parameters

Token_structure

Supplied parameter

Type:

TOKSTR

Length:

Specified by TOKSTR.ts_hdr.cbllen.

The Token_structure represents the file (vnode) that is being operated on. It contains the PFS's initialization token, mount token, and the file token. Refer to [“LFS/PFS control block structure” on page 17](#) for a discussion of this structure, and to the TOKSTR typedef in BPXYPFISI in [Appendix D, “Interface structures for C language servers and clients,” on page 461](#) for its mapping.

OSI_structure

Supplied and returned parameter

Type:

OSI

Length:

Specified by OSI.osi_hdr.cbllen.

The OSI_structure contains information that is used by the OSI operations that may be called by the PFS. See [Chapter 6, “OSI services,” on page 353](#) for more information.

It also contains MVS-specific information that needs to be passed to the PFS, including SMF accounting fields, a work area, a recovery area, and an optional pointer to an output ATTR structure. For more details on the OSI structure, see [“The OSI structure” on page 19](#).

This area is mapped by the OSI typedef in BPXYPFISI in [Appendix D, “Interface structures for C language servers and clients,” on page 461](#).

Audit_structure

Supplied parameter

Type:

CRED

Length:

Specified by CRED.cred_hdr.cbllen.

The Audit_structure contains information that is used by the security product for access checks and auditing. It is passed to most SAF routines that are invoked by the PFS.

Refer to [“Security responsibilities and considerations” on page 12](#) for a discussion of security processing, and to the CRED typedef in BPXYPFISI in [Appendix D, “Interface structures for C language servers and clients,” on page 461](#) for the mapping of this structure.

User_IO_structure

Supplied and returned parameter

Type:

UIO

Length:

Specified by UIO.u_hdr.cbllen.

An area that contains the parameters for the I/O that is to be performed. This area is mapped by the UIO typedef in the BPXYVFSI header file (see [Appendix D, “Interface structures for C language servers and clients,” on page 461](#)).

Return_value

Returned parameter

Type:

Integer

Length:

Fullword

A fullword in which the vn_readlink service returns the results of the operation, as one of the following:

Return_value**Meaning****-1**

The operation was not successful. The Return_code and Reason_Code values must be filled in by the PFS when Return_value is -1.

0 or greater

The operation was successful and represents the number of bytes that were transferred.

Return_code

Returned parameter

Type:

Integer

Length:

Fullword

A fullword in which the vn_readlink service stores the return code. The vn_readlink service returns Return_code only if Return_value is -1. For a complete list of supported return codes, see [Return codes \(errno\)](#) in *z/OS UNIX System Services Messages and Codes*.

The vn_readlink service should support at least the following error value:

Return_code

EFAULT

Explanation

The buffer address that was specified in the input user_IO_structure is not in addressable storage.

Reason_code

Returned parameter

Type:

Integer

Length:

Fullword

A fullword in which the vn_readlink service stores the reason code. The vn_readlink service returns Reason_code only if Return_value is -1. Reason_code further qualifies the Return_code value. These reason codes are documented by the PFS.

Implementation notes**Overview of vn_readlink processing**

[“Reading from and writing to files”](#) on page 35 provides an overview of file read and write processing.

The vn_readlink operation reads a symbolic link file. A symbolic link file contains the pathname or external name that was specified when the symbolic link was created.

Specific processing notes

- The token structure that is passed on input represents the symbolic link that is to be read.
- The following UIO fields are provided by the LFS:

UIO.u_hdr.cbld

Contains UIO_ID (from the BPXYVFSI header file)

UIO.u_hdr.cbldn

Specifies the length of the user_IO_structure

UIO.u_buffaddr

Specifies the address of the caller's buffer

UIO.u_alet

Specifies the ALET of the caller's buffer

UIO.u_count

Specifies the maximum number of bytes that can be written to the caller's buffer

UIO.u_asid

Specifies the ASID of the caller

UIO.u_key

Specifies the storage key of the caller's buffer

- If the buffer that is supplied to `vn_readlink` is too small to contain the contents of the symbolic link, the value should be truncated to the length of the buffer (`UIO.u_count`).
- There is no difference in `vn_readlink` processing for symbolic and external links.
- Refer to the `readlink()` function in the POSIX .1a standard (IEEE Std 1003.1a), draft 7, for more information about the semantics of this operation for a POSIX-conforming PFS.

Serialization provided by the LFS

The `vn_readlink` operation is invoked with a shared latch held on the vnode of the directory.

Security calls to be made by the PFS

For a discussion of `vn_link` processing in a multilevel security environment, see [“PFS support for multilevel security”](#) on page 65.

Related services

- [“vn_symlink — Create a symbolic link”](#) on page 233

vn_readwritev — Read or write using a set of buffers for data

Function

The `vn_readwritev` operation reads or writes on a file or socket, using a set of buffers to hold the data that is read or written.

Environment on entry and exit

See [“Environment for PFS operations”](#) on page 73.

Input parameter format

```
vn_readwritev (Token_structure,
               OSI_structure,
               Audit_structure,
               Open_flags,
               User_IO_structure,
               Return_value,
               Return_code,
               Reason_code)
```

Parameters**Token_structure**

Supplied parameter

Type:

TOKSTR

Length:

Specified by TOKSTR.ts_hdr.cbllen.

The Token_structure represents the file (vnode) that is being operated on. It contains the PFS's initialization token, mount token, and the file token. Refer to [“LFS/PFS control block structure” on page 17](#) for a discussion of this structure, and to the TOKSTR typedef in BPXYPFISI in [Appendix D, “Interface structures for C language servers and clients,” on page 461](#) for its mapping.

OSI_structure

Supplied and returned parameter

Type:

OSI

Length:

Specified by OSI.osi_hdr.cbllen.

The OSI_structure contains information that is used by the OSI operations that might be called by the PFS. See [Chapter 6, “OSI services,” on page 353](#) for more information.

It also contains MVS-specific information that needs to be passed to the PFS, including SMF accounting fields, a work area, a recovery area, and an optional pointer to an output ATTR structure. For more details about the OSI structure, see [“The OSI structure” on page 19](#).

This area is mapped by the OSI typedef in BPXYPFISI in [Appendix D, “Interface structures for C language servers and clients,” on page 461](#).

Audit_structure

Supplied parameter

Type:

CRED

Length:

Specified by CRED.cred_hdr.cbllen.

The Audit_structure contains information that is used by the security product for access checks and auditing. It is passed to most SAF routines that are invoked by the PFS.

Refer to [“Security responsibilities and considerations” on page 12](#) for a discussion of security processing, and to the CRED typedef in BPXYPFISI in [Appendix D, “Interface structures for C language servers and clients,” on page 461](#) for the mapping of this structure.

Open_flags

Supplied parameter

Type:

Structure

Length:

Fullword

A fullword that contains the bits that are associated with the socket. The defined values for this field are mapped by fcntl.h.

User_IO_structure

Supplied and returned parameter

Type:

UIO

Length:

Specified by UIO.u_hdr.cbllen.

An area that contains the parameters for the I/O that is to be performed. This area is mapped by the UIO typedef in the BPXYVFSI header file (see [Appendix D, “Interface structures for C language servers and clients,” on page 461](#)). For more information about how the fields in this structure are processed, see the section on specific processing notes in [“Implementation notes for vn_readwritev” on page 187](#).

Return_value

Returned parameter

Type:

Integer

Length:

Fullword

A fullword in which the vn_readwritev operation returns the results of the operation, as one of the following:

Return_value**Meaning****-1**

The operation was not successful. The Return_code and Reason_Code values must be filled in by the PFS when Return_value is -1.

0 or greater

The operation was successful; the value represents the number of bytes that were transferred.

Return_code

Returned parameter

Type:

Integer

Length:

Fullword

A fullword in which the vn_readwritev operation stores the return code. The vn_readwritev operation returns Return_code only if Return_value is -1. For a complete list of supported return codes, see [Return codes \(errno\) in z/OS UNIX System Services Messages and Codes](#).

The vn_readwritev operation should support at least the return codes listed in [Table 8 on page 186](#)

Table 8. List of return codes for vn_readwritev

Return_code	Explanation
EINVAL	Either a negative number of bytes was requested, or this socket has been shut down.
EFAULT	A buffer address that was specified is not in addressable storage.
EFBIG	Writing to the specified file would exceed the file size limit for the process or the maximum file size that is supported by the physical file system.
EWouldBlock	The operation would have required a blocking wait, and this socket was marked as nonblocking.

Reason_code

Returned parameter

Type:

Integer

Length:

Fullword

A fullword in which the vn_readwritev operation stores the reason code. The vn_readwritev operation returns Reason_code only if Return_value is -1. Reason_code further qualifies the Return_code value. These reason codes are documented by the PFS.

Implementation notes for vn_readwritev

Overview of vn_readwritev processing

For more information about the semantics of this operation for a POSIX-conforming PFS, refer to the publications that are mentioned in [“Finding more information about sockets”](#) on page 2 for the readv() and writev() functions.

Specific processing notes

- The following UIO fields are provided by the LFS:

UIO.u_hdr.cbid

Contains UIO_ID (from the BPXYVFSI header file)

UIO.u_hdr.cblen

Specifies the length of the user_IO_structure

UIO.u_buffaddr

Specifies the address of the caller's iov structure. The iov structure is mapped in uio.h.

UIO.u_buffalet

Specifies the ALET of the caller's iov structure

UIO.u_offseth

Specifies the upper word of a doubleword value that contains the offset into the file. The updated value for this field is returned by the PFS as a result of the vn_readwritev operation.

UIO.u_offsetl

Specifies the lower word of a doubleword value that contains the offset into the file. The updated value for this field is returned by the PFS as a result of the vn_readwritev operation.

UIO.u_count

Specifies the number of elements in the IOV array

UIO.u_asid

Specifies the ASID of the caller

UIO.u_rw

Specifies whether the request is a read (0) or a write (1)

UIO.u_key

Specifies the storage key of the caller's buffer

UIO.u_iovbufalet

Specifies the ALET of the iov's buffers. All of the iov buffers must use the same ALET.

UIO.u_fssizelimitlw

Specifies the high word of the file size limit for the process.

UIO.u_fssizelimitlw

Specifies the low word of the file size limit for the process.

Also refer to [“Reading from and writing to files”](#) on page 35 for details on how reads and writes are done by the file system.

The UIO contains fields that may point to a 64-bit addressable user buffer. When FuioAddr64 is on (and FuioRealPage is off), FuioBuff64Vaddr points to a buffer, an IOV64, or an MSGH64.

PFS Limit Processing

The UIO contains the process file size limit for the file. This is a doubleword value that is contained in UIO.u_fssizelimitlw and UIO.u_fssizelimitlw. When a write request is unable to write any data before exceeding the file size limit, the PFS must set the UIO.u_limitex bit on, in addition to setting a Return_code of EFBIG. This includes detecting the special case in which the UIO.u_fssizelimitlw is equal to UIO_NONEWFILES, which prohibits the expansion of existing files.

(Note that for vn_setattr, the LFS handles file size limit checking.)

The PFS must also be aware of one other special value for the file size limit. If both `UIO.u_fssizelimitlw` and `UIO.u_fssizelimitlw` are equal to 0, there is no file size limit set for the process.

Serialization provided by the LFS

The `vn_readwritev` operation is invoked with an exclusive latch held on the vnode of the file or socket, unless the `VnodSharedRead` flag indicates that shared read is supported, in which case a shared latch is held on the vnode.

Shared read support for the file that is being read from or written to can be modified in the OSI by the PFS upon returning from the `vn_readwritev` operation.

Security calls to be made by the PFS

If the check access bit is set and this PFS does access checking, the PFS is expected to invoke SAF's Check Access callable service to verify that the user has permission to read from or write to the file.

The PFS is expected to invoke SAF's Clear Setid callable service whenever a write is done to a file with the `S_GID` or `S_UID` options. System overhead can be significantly reduced by setting an internal flag in the Inode to indicate that Clear Setid has been called, so that subsequent calls can be avoided. This flag would be cleared whenever the file's mode was changed via `vn_setattr`. In other words, Clear Setid should only be called once on the first write after the file's mode is changed or its Inode is created in storage.

vn_recovery – Recover resources after an abend

Function

The `vn_recovery` operation permits a PFS to recover resources when an abnormal end occurs while a request to that PFS is active.

Environment on entry and exit

See [“Environment for PFS operations” on page 73](#).

Input parameter format

```
vn_recovery (Token_structure,
             OSI_structure,
             Audit_structure,
             Recovery_area,
             Return_value,
             Return_code,
             Reason_code)
```

Parameters

Token_structure

Supplied parameter

Type:

TOKSTR

Length:

Specified by `TOKSTR.ts_hdr.cbllen`.

The `Token_structure` represents the file (vnode) that is being operated on. It contains the PFS's initialization token, mount token, and the file token. Refer to [“LFS/PFS control block structure” on page 17](#) for a discussion of this structure, and to the `TOKSTR` typedef in `BPXYPFSI` in [Appendix D, “Interface structures for C language servers and clients,” on page 461](#) for its mapping.

OSI_structure

Supplied and returned parameter

Type:

OSI

Length:

Specified by OSI.osi_hdr.cbllen.

The OSI_structure contains information that is used by the OSI operations that may be called by the PFS. See [Chapter 6, “OSI services,” on page 353](#) for more information.

It also contains MVS-specific information that needs to be passed to the PFS, including SMF accounting fields, a work area, a recovery area, and an optional pointer to an output ATTR structure. For more details on the OSI structure, see [“The OSI structure” on page 19](#).

This area is mapped by the OSI typedef in BPXYPFSI in [Appendix D, “Interface structures for C language servers and clients,” on page 461](#).

Audit_structure

Supplied parameter

Type:

CRED

Length:

Specified by CRED.cred_hdr.cbllen.

The Audit_structure contains information that is used by the security product for access checks and auditing. It is passed to most SAF routines that are invoked by the PFS.

Refer to [“Security responsibilities and considerations” on page 12](#) for a discussion of security processing, and to the CRED typedef in BPXYPFSI in [Appendix D, “Interface structures for C language servers and clients,” on page 461](#) for the mapping of this structure.

Recovery_area

Supplied parameter

Type:

String

Length:

8 bytes

A copy of the Recovery_area that was filled in by the PFS during the operation that was interrupted. This area is mapped by OSIRTOKEN (see [Appendix D, “Interface structures for C language servers and clients,” on page 461](#)).

Return_value

Returned parameter

Type:

Integer

Length:

Fullword

A fullword in which the vn_recovery operation returns control information to direct the outcome of the recovery processing, as follows:

Return_value**Meaning****VNR_NODUMP**

Suppress the system dump that is normally taken.

VNR_RETSUCCESS

Report success to the user. In this case, the value in the Return_Code parameter is passed back to the user as the return value of the original function.

VNR_RETERRNO

Report failure to the user. In this case, the values in the Return_Code and Reason_Code parameters are passed back to the user as the return and reason codes for the original function. The return value that is passed back for the original function is -1.

Dump suppression may be requested with either success or failure reports; that is, with values of VNR_NODUMP+VNR_RETSUCCESS or VNR_NODUMP+VNR_RETERRNO, respectively.

If a Return_value is not returned by the PFS, a system dump is attempted and the original function fails with generic return and reason codes. The Return_values listed in this topic are defined in BPXYPFSI (see [Appendix D, “Interface structures for C language servers and clients,”](#) on page 461.)

Return_code

Returned parameter

Type:

Integer

Length:

Fullword

A fullword in which the vn_recovery operation stores the return code. The vn_recovery operation returns Return_code with the Return_value that was returned, as explained in this topic.

Reason_code

Returned parameter

Type:

Integer

Length:

Fullword

A fullword in which the vn_recovery operation stores the reason code. The vn_recovery operation returns Reason_code with the Return_value that was returned, as explained in this topic.

Implementation notes**Overview of vn_recovery processing**

[“Recovery considerations” on page 24](#) provides an overview of recovery processing, and discusses the flow for vn_recovery in particular.

When an active request to the PFS is interrupted by an abnormal end, the PFS may have resources, such as storage and locks, that are left in a state that will cause problems for other users. This operation is defined to give the PFS a chance to clean up these resources if an abnormal end should occur.

This operation is designed for a PFS that does not have its own ESTAE or FRR protection. When a PFS has its own recovery, it normally handle abnormal ends before returning or percolating back to the LFS.

Specific processing notes

- An 8-byte Recovery_area is passed on every VFS and vnode operation, through the osi_rtokptr pointer in the OSI_structure, in which the PFS can record its resources or store a pointer to a recovery block. Any information that is stored in this area by the PFS during an operation is passed back to the PFS via the Recovery_area parameter of vn_recovery if the operation is interrupted by an abnormal end.

The SDWA address is also passed to the PFS, for diagnostic purposes. This address is stored 16 bytes after the 8-byte Recovery_area. (Refer to the osirtokenx structure in [Appendix D, “Interface structures for C language servers and clients,”](#) on page 461.) The PFS must test this address for zero before using it, because the system is not always able to obtain an SDWA during recovery.

- The OSI work area and the preinitialized C Environment Stack (if used) are still addressable, and left as they were at the time of the abnormal end. These areas can be used to hold a recovery block whose address is placed in the Recovery_area. Vn_recovery is invoked with its own separate areas.
- The PFS is not called if the Recovery_area that is pointed to by osi_rtokptr is zero at the time of the abnormal end.
- The PFS is not called if the file system has been unmounted. A file system can be unmounted between the original vnode operation and vn_recovery in the following scenario:
 1. An operation goes into a signal enabled wait.
 2. The file system is unmounted with the IMMEDIATE operand.
 3. The waiting user is canceled.

The PFS is expected to have cleaned up all its file-system-related resources during vfs_umount.

- This Recovery_area is the same one that is used by the vfs_recovery operation for user EOM recovery. The difference between these operations is that if the LFS's ESTAE runs, it calls the PFS with vn_recovery from the same home address space and task that the original operation was invoked from. If the LFS's ESTAE is bypassed by MVS, the LFS's user address space EOM resource manager calls the PFS with vfs_recovery. This call is from a different task and home address space than the original call, and the original home address space no longer exists.
- Vfs_recovery is not called after vn_recovery has been called, unless vn_recovery is interrupted by a sudden end-of-memory condition for the user's address space. An example of this would be a program check in the PFS that was followed almost immediately by an operator force of the user. Another example would be if the PFS's vn_recovery routine were to get into a deadlock or extended wait, and the operator had to force the user off.
- Special care must be taken with vn_recovery, because the Token_structure may not always contain a file-level token. This is because vn_recovery is used forabend recovery of all the VFS and vnode operations. If a VFS operation is interrupted, the Token_structure on the vn_recovery call does not contain a file token; and if vfs_pfsctl is interrupted, the Token_structure contains only the PFS's initialization token.
- No recovery of any type is supplied for the vn_recovery operation itself. The operation is invoked with Osi_rtokptr pointing to a new recovery area, but this is only to allow the PFS to use common entry code that may depend on having a valid address in this field.

See the OSI and osirtoken structures in [Appendix D, “Interface structures for C language servers and clients,”](#) on page 461.

- The state of any file system and file objects that may have been involved with the interrupted operation is the same as at the time of the interruption.

Serialization provided by the LFS

The vn_recovery operation is invoked with the same serialization that was held at the time of the abnormal end.

Security calls to be made by the PFS

None.

vn_remove — Remove a link to a file

Function

The vn_remove service removes a link to a file. The input Name can identify a file, a link-name of a file, or a symbolic link.

Environment on entry and exit

See [“Environment for PFS operations”](#) on page 73.

Input parameter format

```
vn_remove    (Token_structure,
              OSI_structure,
              Audit_structure,
              Name_length,
              Name,
              Return_value,
              Return_code,
              Reason_code)
```

Parameters

Token_structure

Supplied parameter

Type:

TOKSTR

Length:

Specified by TOKSTR.ts_hdr.cbllen.

The Token_structure represents the file (vnode) that is being operated on. It contains the PFS's initialization token, mount token, and the file token. Refer to [“LFS/PFS control block structure” on page 17](#) for a discussion of this structure, and to the TOKSTR typedef in BPXYPFSI in [Appendix D, “Interface structures for C language servers and clients,” on page 461](#) for its mapping.

OSI_structure

Supplied and returned parameter

Type:

OSI

Length:

Specified by OSI.osi_hdr.cbllen.

The OSI_structure contains information that is used by the OSI operations that may be called by the PFS. See [Chapter 6, “OSI services,” on page 353](#) for more information.

It also contains MVS-specific information that needs to be passed to the PFS, including SMF accounting fields, a work area, a recovery area, and an optional pointer to an output ATTR structure. For more details on the OSI structure, see [“The OSI structure” on page 19](#).

This area is mapped by the OSI typedef in BPXYPFSI in [Appendix D, “Interface structures for C language servers and clients,” on page 461](#).

Audit_structure

Supplied parameter

Type:

CRED

Length:

Specified by CRED.cred_hdr.cbllen.

The Audit_structure contains information that is used by the security product for access checks and auditing. It is passed to most SAF routines that are invoked by the PFS.

Refer to [“Security responsibilities and considerations” on page 12](#) for a discussion of security processing, and to the CRED typedef in BPXYPFSI in [Appendix D, “Interface structures for C language servers and clients,” on page 461](#) for the mapping of this structure.

Name_length

Supplied parameter

Type:

Integer

Length:

Fullword

A fullword that contains the length of Name. The name is between 1 and 255 bytes long.

Name

Supplied parameter

Type:

String

Length:

Specified by Name_length

An area, of length Name_length, that contains the name of the link that is to be deleted. This name contains no nulls.

Return_value

Returned parameter

Type:

Integer

Length:

Fullword

A fullword in which the vn_remove service returns the results of the operation, as one of the following:

Return_value**Meaning****-1**

The operation was not successful. The Return_code and Reason_Code values must be filled in by the PFS when Return_value is -1.

0

The operation was successful.

Return_code

Returned parameter

Type:

Integer

Length:

Fullword

A fullword in which the vn_remove service stores the return code. The vn_remove service returns Return_code only if Return_value is -1. For a complete list of supported return codes, see [Return codes \(errno\)](#) in *z/OS UNIX System Services Messages and Codes*.

The vn_remove service should support at least the following error values:

Return_code	Explanation
ENAMETOOLONG	The value of Name_length exceeds the length that is supported by this PFS.
ENOENT	Name is marked for deletion.
EROFS	The file system is mounted read-only.

Reason_code

Returned parameter

Type:

Integer

Length:

Fullword

A fullword in which the vn_remove service stores the reason code. The vn_remove service returns Reason_code only if Return_value is -1. Reason_code further qualifies the Return_code value. These reason codes are documented by the PFS.

Implementation notes

Overview of vn_remove processing

[“Deleting files” on page 32](#) provides an overview of file deletion processing.

Specific processing notes

- The system data fields of the Token_structure contain the PFS's file token for the file that is being removed.
- If the name that is specified refers to a symbolic link, the symbolic link file that is named by Name should be deleted.
- If the link name is successfully removed from the directory, and the link count becomes zero, the deletion of the file is recorded for audit purposes. The actual deletion of the file object, and the inode, is done when the vnode is inactivated.

If a regular file is not open when its link count goes to zero, the space that is occupied by its data should be freed for reuse before the return from vn_remove.

If a regular file is still open when the link count goes to zero, its contents are not deleted at this point, but remain accessible until the open count goes to zero.

- When the vn_remove service is successful in removing a directory entry and decrementing the link count, even if the link count is not zero, it must return control to the caller with Return_value set to 0. It must update the change and modification times for the parent directory, and the change time for the file itself (unless the file is deleted).
- For more information about the semantics of this operation for a POSIX-conforming PFS, refer to the unlink() function in the POSIX .1 standard (IEEE Std 1003.1-1990).

Serialization provided by the LFS

The vn_remove operation is invoked with an exclusive latch held on the vnode of the file that is to be removed, and on the directory that contains that file name.

Security calls to be made by the PFS

The PFS is expected to invoke SAF's Check Access callable service to verify that the user has write permission to the directory, and the Audit callable service to record the deletion of the file.

SAF's Check2Owners service is called whenever the sticky bit is on in the parent directory.

Related services

- [“vn_create — Create a new file ” on page 136](#)
- [“vn_link — Create a link to a file” on page 153](#)
- [“vn_rmdir — Remove a directory” on page 198](#)
- [“vn_symlink — Create a symbolic link” on page 233](#)

vn_rename — Rename a file or directory

Function

The vn_rename renames a file or directory.

Environment on entry and exit

See [“Environment for PFS operations” on page 73](#).

Input parameter format

```
vn_rename (Token_structure,
           OSI_structure,
           Audit_structure,
           Name_length,
           Name,
           New_name_length,
           New_name,
           New_token_structure,
           Return_value,
           Return_code,
           Reason_code)
```

Parameters

Token_structure

Supplied parameter

Type:

TOKSTR

Length:

Specified by TOKSTR.ts_hdr.cbllen.

The Token_structure represents the file (vnode) that is being operated on. It contains the PFS's initialization token, mount token, and the file token. Refer to [“LFS/PFS control block structure” on page 17](#) for a discussion of this structure, and to the TOKSTR typedef in BPXYPSI in [Appendix D, “Interface structures for C language servers and clients,” on page 461](#) for its mapping.

OSI_structure

Supplied and returned parameter

Type:

OSI

Length:

Specified by OSI.osi_hdr.cbllen.

The OSI_structure contains information that is used by the OSI operations that may be called by the PFS. See [Chapter 6, “OSI services,” on page 353](#) for more information.

It also contains MVS-specific information that needs to be passed to the PFS, including SMF accounting fields, a work area, a recovery area, and an optional pointer to an output ATTR structure. For more details on the OSI structure, see [“The OSI structure” on page 19](#).

This area is mapped by the OSI typedef in BPXYPSI in [Appendix D, “Interface structures for C language servers and clients,” on page 461](#).

Audit_structure

Supplied parameter

Type:

CRED

Length:

Specified by CRED.cred_hdr.cbllen.

The Audit_structure contains information that is used by the security product for access checks and auditing. It is passed to most SAF routines that are invoked by the PFS.

Refer to [“Security responsibilities and considerations” on page 12](#) for a discussion of security processing, and to the CRED typedef in BPXYPSI in [Appendix D, “Interface structures for C language servers and clients,” on page 461](#) for the mapping of this structure.

Name_length

Supplied parameter

vn_rename

Type:

Integer

Length:

Fullword

A fullword that contains the length of Name. The name is between 1 and 255 bytes long.

Name

Supplied parameter

Type:

String

Length:

Specified by Name_length

An area, of length Name_length, that contains the file or directory name that is to be renamed. This name is not null-terminated.

New_name_length

Supplied parameter

Type:

Integer

Length:

Fullword

A fullword that contains the length of New_name. The name is between 1 and 255 bytes long.

New_name

Supplied parameter

Type:

String

Length:

Specified by New_name_length

An area, of length New_name_length, that contains the file or directory name to which the file or directory is to be renamed. This name is not null-terminated.

New_token_structure

Supplied parameter

Type:

Structure

Length:

Specified by the structure's TOKSTR.ts_hdr.cbolen field.

New_token_structure represents the vnode of the directory that contains New_name.

Refer to [“LFS/PFS control block structure”](#) on page 17 for a discussion of the use of this structure, and to the TOKSTR typedef in BPXYPSI in [Appendix D, “Interface structures for C language servers and clients,”](#) on page 461 for its mapping.

Return_value

Returned parameter

Type:

Integer

Length:

Fullword

A fullword in which the vn_rename operation returns the results of the operation, as one of the following:

Return_value**Meaning****-1**

The operation was not successful. The Return_code and Reason_Code values must be filled in by the PFS when Return_value is -1.

0

The operation was successful.

Return_code

Returned parameter

Type:

Integer

Length:

Fullword

A fullword in which the vn_rename operation stores the return code. The vn_rename operation returns Return_code only if Return_value is -1. For a complete list of supported return codes, see [Return codes \(errno\)](#) in *z/OS UNIX System Services Messages and Codes*.

The vn_rename operation should support at least the error values listed in [Table 9 on page 197](#).

Table 9. Error values for the vn_rename operation

Return_code	Explanation
EACCES	The caller does not have write permission for one or both of the parent directories.
EBUSY	The New_name could not be deleted, or the named file or directory could not be renamed because the PFS considers it to be in use.
EISDIR	An attempt was made to rename a file to a directory.
ENAMETOOLONG	The length of one of the names supplied was greater than the maximum supported name length for this PFS.
ENOENT	Name was not found.
ENOTEMPTY	New_name specified an existing directory that was not empty.
ENOTDIR	Token_structure did not represent a directory, or an attempt was made to rename a directory to a file.

Reason_code

Returned parameter

Type:

Integer

Length:

Fullword

A fullword in which the vn_rename operation stores the reason code. The vn_rename operation returns Reason_code only if Return_value is -1. Reason_code further qualifies the Return_code value. These reason codes are documented by the PFS.

Implementation notes

Overview of vn_rename processing

The PFS renames a file or directory that is specified by Name in the directory that is represented by Token_structure to the name that is specified by New_name in the directory that is represented by New_token_structure.

[“Deleting files” on page 32](#) provides an overview of file deletion processing.

Specific processing notes

- The system data fields of the Token_structure contain the PFS's file token for the file that is being renamed. The system data fields of the New_Token_structure contain the PFS's file token for the file that is named by New_name, if it exists.
- If a directory entry does not already exist for New_name, the PFS creates it. If a directory entry for New_name already exists, the file or directory that is represented by this entry is deleted, as described for vn_remove or vn_rmdir, as appropriate.

If New_name is an existing directory that is not empty, the PFS returns a Return_value of -1 and a return code of ENOTEMPTY.

If the rename is successful, the directory entry for the old name is deleted.

- The names that are passed to the PFS cannot be "." or "..".
- For more information about the semantics of this operation for a POSIX-conforming PFS, refer to the rename() function in the POSIX .1 standard (IEEE Std 1003.1-1990).

Serialization provided by the LFS

The PFS is invoked with an exclusive latch for all of the vnodes involved in this operation. These include:

- The old parent directory
- The new parent directory
- The file or directory that is specified by Name
- If it already exists, the file or directory that is specified by New_name

Security calls to be made by the PFS

The PFS is expected to verify that the calling process has write permission for the directories that contain Name and New_name by calling SAF's Check Access callable service. If Name and New_name are themselves directories, the caller does not need write permission to these directories, only to the parent directories.

SAF's Check2Owners service is called whenever the sticky bit is on in the parent directory.

If the file that was previously known by New_name is deleted, invoke SAF's Audit callable service to record the deletion of the file.

Related services

- [“vn_remove — Remove a link to a file” on page 191](#)
- [“vn_rmdir — Remove a directory” on page 198](#)

vn_rmdir — Remove a directory

Function

The vn_rmdir operation removes a directory. The directory must be empty.

Environment on entry and exit

See [“Environment for PFS operations” on page 73](#).

Input parameter format

```
vn_rmdir    (Token_structure,
             OSI_structure,
             Audit_structure,
             Directory_name_length,
             Directory_name,
             Return_value,
             Return_code,
             Reason_code)
```

Parameters

Token_structure

Supplied parameter

Type:

TOKSTR

Length:

Specified by TOKSTR.ts_hdr.cblen.

The Token_structure represents the file (vnode) that is being operated on. It contains the PFS's initialization token, mount token, and the file token. Refer to [“LFS/PFS control block structure” on page 17](#) for a discussion of this structure, and to the TOKSTR typedef in BPXYPFSI in [Appendix D, “Interface structures for C language servers and clients,” on page 461](#) for its mapping.

OSI_structure

Supplied and returned parameter

Type:

OSI

Length:

Specified by OSI.osi_hdr.cblen.

The OSI_structure contains information that is used by the OSI operations that may be called by the PFS. See [Chapter 6, “OSI services,” on page 353](#) for more information.

It also contains MVS-specific information that needs to be passed to the PFS, including SMF accounting fields, a work area, a recovery area, and an optional pointer to an output ATTR structure. For more details on the OSI structure, see [“The OSI structure” on page 19](#).

This area is mapped by the OSI typedef in BPXYPFSI in [Appendix D, “Interface structures for C language servers and clients,” on page 461](#).

Audit_structure

Supplied parameter

Type:

CRED

Length:

Specified by CRED.cred_hdr.cblen.

The Audit_structure contains information that is used by the security product for access checks and auditing. It is passed to most SAF routines that are invoked by the PFS.

Refer to [“Security responsibilities and considerations” on page 12](#) for a discussion of security processing, and to the CRED typedef in BPXYPFSI in [Appendix D, “Interface structures for C language servers and clients,” on page 461](#) for the mapping of this structure.

Directory_name_length

Supplied parameter

Type:

Integer

Length:

Fullword

A fullword that contains the length of Directory_name. The name is between 1 and 255 bytes long.

Directory_name

Supplied parameter

Type:

String

Length:

Specified by Directory_name_length

An area, of length Directory_name_length, that contains the name of the directory that is to be deleted. This name contains no nulls.

Return_value

Returned parameter

Type:

Integer

Length:

Fullword

A fullword in which the vn_rmdir service returns the results of the operation, as one of the following:

Return_value**Meaning****-1**

The operation was not successful. The Return_code and Reason_Code values must be filled in by the PFS when Return_value is -1.

0

The operation was successful.

Return_code

Returned parameter

Type:

Integer

Length:

Fullword

A fullword in which the vn_rmdir service stores the return code. The vn_rmdir service returns Return_code only if Return_value is -1. For a complete list of supported return codes, see [Return codes \(errno\)](#) in *z/OS UNIX System Services Messages and Codes*.

The vn_rmdir service should support at least the following error values:

Return_code	Explanation
ENAMETOOLONG	The value of Directory_name_length exceeds the length that is supported by this PFS.
ENOENT	The directory name is marked for deletion.
ENOTEMPTY	The directory contains entries other than . and ..
EROFS	The file system is mounted read-only.

Reason_code

Returned parameter

Type:

Integer

Length:

Fullword

A fullword in which the vn_rmdir service stores the reason code. The vn_rmdir service returns Reason_code only if Return_value is -1. Reason_code further qualifies the Return_code value. These reason codes are documented by the PFS.

Implementation notes

Overview of vn_rmdir processing

[“Deleting files” on page 32](#) provides an overview of file deletion processing.

Specific processing notes

- The system data fields of the Token_structure contain the PFS's file token for the file that is being removed.
- The directory that is specified by Directory_name must be empty except for the "." and ".." entries.
- If the directory is successfully removed, the change and modification times for the parent directory must be updated.
- The deletion of the directory is recorded for audit purposes now, but the actual deletion of the object and the inode is done when the vnode is inactivated.
- Vn_readdir of a removed directory returns zero entries.
- New files must not be created under a directory that is removed.
- For more information about the semantics of this operation for a POSIX-conforming PFS, refer to the rmdir() function in the POSIX .1 standard (IEEE Std 1003.1-1990).

Serialization provided by the LFS

The vn_rmdir operation is invoked with an exclusive latch held on the vnode of the directory name that is to be removed, and on the directory that contains that directory name.

Security calls to be made by the PFS

The PFS is expected to invoke SAF's Check Access callable service to verify that the user has write permission to the directory, and invoke the audit callable service to record the deletion of the directory file.

SAF's Check2Owners service is called whenever the sticky bit is on in the parent directory.

Related services

- [“vn_remove — Remove a link to a file” on page 191](#)
- [“vn_mkdir — Create a directory” on page 165](#)

vn_select — Select or poll on a vnode

Function

The vn_select operation monitors activity on a vnode to see if it is ready for reading or writing, or if it has an exceptional condition pending. The vnode can be for a socket, a pipe, a regular file, or a pseudoterminal file.

Environment on entry and exit

See [“Environment for PFS operations” on page 73](#).

Input parameter format

```
vn_select    (Token_structure,
              OSI_structure,
              Audit_structure,
              Select_token,
              Function,
              Select_option,
              Pfs_work_token,
              Return_value,
              Return_code,
              Reason_code)
```

Parameters

Token_structure

Supplied parameter

Type:

TOKSTR

Length:

Specified by TOKSTR.ts_hdr.cbllen.

The Token_structure represents the file (vnode) that is being operated on. It contains the PFS's initialization token, mount token, and the file token. Refer to [“LFS/PFS control block structure” on page 17](#) for a discussion of this structure, and to the TOKSTR typedef in BPXYPFSI in [Appendix D, “Interface structures for C language servers and clients,” on page 461](#) for its mapping.

OSI_structure

Supplied and returned parameter

Type:

OSI

Length:

Specified by OSI.osi_hdr.cbllen.

The OSI_structure contains information that is used by the OSI operations that may be called by the PFS. See [Chapter 6, “OSI services,” on page 353](#) for more information.

It also contains MVS-specific information that needs to be passed to the PFS, including SMF accounting fields, a work area, a recovery area, and an optional pointer to an output ATTR structure. For more details on the OSI structure, see [“The OSI structure” on page 19](#).

This area is mapped by the OSI typedef in BPXYPFSI in [Appendix D, “Interface structures for C language servers and clients,” on page 461](#).

Audit_structure

Supplied parameter

Type:

CRED

Length:

Specified by CRED.cred_hdr.cbllen.

The Audit_structure contains information that is used by the security product for access checks and auditing. It is passed to most SAF routines that are invoked by the PFS.

Refer to [“Security responsibilities and considerations” on page 12](#) for a discussion of security processing, and to the CRED typedef in BPXYPFSI in [Appendix D, “Interface structures for C language servers and clients,” on page 461](#) for the mapping of this structure.

Select_token

Supplied and returned parameter

Type:

Token

Length:

16 bytes

An area that the PFS copies into its own storage and later uses to tell the LFS that a selected event has occurred for this vnode.

This token is unique among all active vn_selects on the system, and can be used to correlate a query request (SEL_QUERY or SEL_POLLQUERY) with its corresponding cancel request (SEL_CANCEL or SEL_POLLCANCEL).

Function

Supplied parameter

Type:

Integer

Length:

Fullword

A fullword that specifies whether this is a query or a cancel request, and whether the request is for select or poll. The values for this field are defined in the BPXYPSI header file (see [Appendix D](#), “Interface structures for C language servers and clients,” on page 461). The Function parameter specifies the subfunction that is being requested:

<i>Table 10. Subfunctions for vn_select</i>	
Function	Description
SEL_QUERY, SEL_POLLQUERY	<p>The PFS should perform the following:</p> <ol style="list-style-type: none"> 1. Check the events that are specified in Select_option to see if any of them can be immediately satisfied. If so, this status is returned in the Return_Value parameter. 2. If there is no immediate status to report, the PFS records that a select is pending on this file and sets up to invoke osi_selpost later, when one of the selected events has occurred. The PFS returns a value of 0 in Return_Value after it has performed its internal processing to set up for select pending. <p>The occurrence of the event and the subsequent invocation of osi_selpost happen asynchronously on another thread or MVS task.</p>
SEL_CANCEL, SEL_POLLCANCEL	<p>The PFS performs the following:</p> <ol style="list-style-type: none"> 1. If there is a pending select/poll recorded for a prior query with the same Select_token, it must be canceled in such a way that osi_selpost is not invoked. 2. Check the events that are specified in Select_option to see if any of them can be immediately satisfied. If so, this status is returned in the Return_Value parameter.

Select_option

Supplied parameter

Type:

Integer

Length:

Fullword

A fullword that contains the bits that describe the options that are requested for this vnode. The values for this field are defined in the BPXYPFSI header file (see [Appendix D, “Interface structures for C language servers and clients,”](#) on page 461).

Select_option indicates the conditions or events that are being checked for. If this is a select request, the conditions are:

Option**Description****SEL_READ**

A read that is issued against this file will not block.

SEL_WRITE

A write that is issued against this file will not block.

SEL_XCEPT

An exceptional condition, as defined by the particular PFS, has occurred. Typically this could occur because a socket connection has become inoperative because of network problems, or the other end of the socket has been closed.

For reading and writing, an error condition that would cause the read or write to fail means that the operation will not block, and therefore the file is ready for that operation.

If one or more of the selected conditions are ready, the PFS returns the information in the Return_Value parameter immediately, using the same bit mapping to indicate which conditions are ready.

The conditions that can be specified for poll are explained in other documents (for instance, *z/OS XL C/C++ Language Reference*). The mapping for these fields is defined in the BPXYPFSI header file. (For more information about BPXYPFSI, see [“BPXYPFSI”](#) on page 480.)

Pfs_work_token

Supplied or returned parameter

Type:

Token

Length:

Fullword

A fullword that is returned on a query request and passed on a subsequent cancel request. This allows the LFS to store data that the PFS will need on the cancel request, if any is needed.

Return_value

Returned parameter

Type:

Integer

Length:

Fullword

The name of a fullword in which the vn_select service returns the results of the operation, as one of the following:

Return_value**Meaning****-1**

The operation was not successful. This causes the whole select() or poll() request, as made by the application program, to fail. The Return_code and Reason_Code values are passed back to the application program.

0

There is no status, and the operation was successful.

- For query (SEL_QUERY or SEL_POLLQUERY):

The PFS is set up to invoke `osi_selpost` when the requested event occurs.

- For cancel (SEL_CANCEL or SEL_POLLCANCEL):

The PFS has canceled the request to invoke `osi_selpost`, or it has never been set up to do so. The PFS does not invoke `osi_selpost` after returning from this call.

Greater than 0

There is status being returned in this parameter. The returned status has the same format as the `Select_option` parameter.

- For query (SEL_QUERY or SEL_POLLQUERY):

The operation is complete and the PFS will not invoke `osi_selpost` for this request.

- For cancel (SEL_CANCEL or SEL_POLLCANCEL):

The PFS has canceled the request to invoke `osi_selpost` if it had been recorded, or it has never been set up to do so.

Return_code

Returned parameter

Type:

Integer

Length:

Fullword

A fullword in which the `vn_select` operation stores the return code. The `vn_select` operation returns `Return_code` only if `Return_value` is -1. For a complete list of supported return codes, see [Return codes \(errno\)](#) in *z/OS UNIX System Services Messages and Codes*.

Reason_code

Returned parameter

Type:

Integer

Length:

Fullword

A fullword in which the `vn_select` operation stores the reason code. The `vn_select` operation returns `Reason_code` only if `Return_value` is -1. `Reason_code` further qualifies the `Return_code` value. These reason codes are documented by the PFS.

Implementation notes**Overview of vn_select processing**

For information about `vn_select`, refer to [“Select/poll processing”](#) on page 46.

For more information about the semantics of this operation for a POSIX-conforming PFS, refer to the publications that are mentioned in [“Finding more information about sockets”](#) on page 2 for the `select()` function.

Specific processing notes

- The PFS should save the `Select_token` that is passed on the query request. This token is used both during the cancel request (to delete the request), and when an event occurs that the LFS should be informed of through the `osi_selpost` function.
- The PFS can use the `Pfs_work_token` parameter on a query request to return data (such as an address where it has stored information about this request), so that it can be found during a cancel

request. The data is used to correlate the cancel request with its matching query request. This provides an alternative to scanning the PFS control blocks for a matching Select_token value.

- If the session being selected becomes inoperative, the PFS must fail the operation with a Return_code of EIO. For sockets, this is critical to Common Inet processing so that a stack can be removed from a socket during the internal vn_select that is done to implement blocking reads and accepts. For application select() calls, the LFS will convert EIO from vn_select to ready status for the descriptor so that the application receives the EIO notification on the specific descriptor to which it applies.

Serialization provided by the LFS

The vn_select operation is invoked with an exclusive latch held on the vnode of the file.

Security calls to be made by the PFS

None.

vn_sendtorcvfm – Send to or receive from a socket

Function

The vn_sendtorcvfm operation sends datagrams to or receives datagrams from a socket. The socket can be connected or unconnected.

Environment on entry and exit

See [“Environment for PFS operations”](#) on page 73.

Input parameter format

```
vn_sendtorcvfm (Token_structure,
                OSI_structure,
                Audit_structure,
                Open_flags,
                User_IO_structure,
                Flags,
                Sockaddr_length,
                Sockaddr,
                Return_value,
                Return_code,
                Reason_code)
```

Parameters

Token_structure

Supplied parameter

Type:

TOKSTR

Length:

Specified by TOKSTR.ts_hdr.cbolen.

The Token_structure represents the file (vnode) that is being operated on. It contains the PFS's initialization token, mount token, and the file token. Refer to [“LFS/PFS control block structure”](#) on page 17 for a discussion of this structure, and to the TOKSTR typedef in BPXYPFSI in [Appendix D, “Interface structures for C language servers and clients,”](#) on page 461 for its mapping.

OSI_structure

Supplied and returned parameter

Type:

OSI

Length:

Specified by OSI.osi_hdr.cbllen.

The OSI_structure contains information that is used by the OSI operations that may be called by the PFS. See [Chapter 6, “OSI services,” on page 353](#) for more information.

It also contains MVS-specific information that needs to be passed to the PFS, including SMF accounting fields, a work area, a recovery area, and an optional pointer to an output ATTR structure. For more details on the OSI structure, see [“The OSI structure” on page 19](#).

This area is mapped by the OSI typedef in BPXYPFSI in [Appendix D, “Interface structures for C language servers and clients,” on page 461](#).

Audit_structure

Supplied parameter

Type:

CRED

Length:

Specified by CRED.cred_hdr.cbllen.

The Audit_structure contains information that is used by the security product for access checks and auditing. It is passed to most SAF routines that are invoked by the PFS.

Refer to [“Security responsibilities and considerations” on page 12](#) for a discussion of security processing, and to the CRED typedef in BPXYPFSI in [Appendix D, “Interface structures for C language servers and clients,” on page 461](#) for the mapping of this structure.

Open_flags

Supplied parameter

Type:

Structure

Length:

Fullword

A fullword that contains the bits that are associated with the socket. The defined values for this field are mapped by fcntl.h.

User_IO_structure

Supplied and returned parameter

Type:

UIO

Length:

Specified by UIO.u_hdr.cbllen.

An area that contains the parameters for the I/O that is to be performed. This area is mapped by the UIO typedef in the BPXYVFSI header file (see [Appendix D, “Interface structures for C language servers and clients,” on page 461](#)). For more information about how the fields in this structure are processed, see the section on specific implementation notes in [“Implementation notes” on page 209](#).

Flags

Supplied parameter

Type:

Structure

Length:

Fullword

A fullword that indicates special processing requests. The defined values for this field are mapped by socket.h.

Sockaddr_length

Supplied and returned parameter

Type:

Integer

Length:

Fullword

A fullword that supplies the length of the Sockaddr buffer and returns the length of the Sockaddr structure that is returned.

Sockaddr

Supplied and returned parameter

Type:

Structure

Length:

Specified by Sockaddr_length

A structure that varies depending on the address family type. It contains the address that is to be used for this operation. For an example of this mapping for AF_INET, see `in.h`.

Return_value

Returned parameter

Type:

Integer

Length:

Fullword

A fullword in which the vn_sendtorcvfm operation returns the results of the operation, as one of the following:

Return_value**Meaning****-1**

The operation was not successful. The Return_code and Reason_Code values must be filled in by the PFS when Return_value is -1.

0 or greater

The operation was successful. The value represents the number of bytes that were transferred.

Return_code

Returned parameter

Type:

Integer

Length:

Fullword

A fullword in which the vn_sendtorcvfm operation stores the return code. The vn_sendtorcvfm operation returns Return_code only if Return_value is -1. For a complete list of supported return codes, see [Return codes \(errno\)](#) in *z/OS UNIX System Services Messages and Codes*.

The vn_sendtorcvfm operation should support at least the following error values:

Return_code	Explanation
EFAULT	A buffer address that was specified was not in addressable storage.
EINVAL	The length that was specified was incorrect.
EWouldBlock	The operation would have required a blocking wait, and this socket was marked as nonblocking.

Reason_code

Returned parameter

Type:

Integer

Length:

Fullword

A fullword in which the vn_sendtorcvfm operation stores the reason code. The vn_sendtorcvfm operation returns Reason_code only if Return_value is -1. Reason_code further qualifies the Return_code value. These reason codes are documented by the PFS.

Implementation notes**Overview of vn_sendtorcvfm processing**

For more information about the semantics of this operation for a POSIX-conforming PFS, refer to the publications that are mentioned in [“Finding more information about sockets” on page 2](#) for the recvfrom() and sendto() functions.

Specific processing notes

- The following UIO fields are provided by the LFS:

UIO.u_hdr.cbid

Contains UIO_ID (from the BPXYVFSI header file)

UIO.u_hdr.cblen

Specifies the length of the user_IO_structure

UIO.u_buffaddr

Specifies the address of the caller's buffer

UIO.u_buffalet

Specifies the ALET of the caller's buffer

UIO.u_count

Specifies the maximum number of bytes that can be written to the caller's buffer

UIO.u_asid

Specifies the ASID of the caller

UIO.u_rw

Specifies whether the request is a read (0) or a write (1)

UIO.u_key

Specifies the storage key of the caller's buffer

- The UIO contains fields that may point to a 64-bit addressable user buffer. When FuioAddr64 is on (and FuioRealPage is off), FuioBuff64Vaddr points to a buffer, an IOV64, or an MSGH64.

Serialization provided by the LFS

The vn_sendtorcvfm operation is invoked with an exclusive latch held on the vnode of the socket.

Security calls to be made by the PFS

None.

vn_setattr — Set the attributes of a file

Function

The vn_setattr operation sets the attributes of a file.

Environment on entry and exit

See [“Environment for PFS operations” on page 73](#).

Input parameter format

```
vn_setattr (Token_structure,
            OSI_structure,
            Audit_structure,
            attribute_structure,
            Return_value,
            Return_code,
            Reason_code)
```

Parameters

Token_structure

Supplied parameter

Type:

TOKSTR

Length:

Specified by TOKSTR.ts_hdr.cbllen.

The Token_structure represents the file (vnode) that is being operated on. It contains the PFS's initialization token, mount token, and the file token. Refer to [“LFS/PFS control block structure” on page 17](#) for a discussion of this structure, and to the TOKSTR typedef in BPXYPFSI in [Appendix D, “Interface structures for C language servers and clients,” on page 461](#) for its mapping.

OSI_structure

Supplied and returned parameter

Type:

OSI

Length:

Specified by OSI.osi_hdr.cbllen.

The OSI_structure contains information that is used by the OSI operations that may be called by the PFS. For more information, see [Chapter 6, “OSI services,” on page 353](#).

It also contains MVS-specific information that must be passed to the PFS, including SMF accounting fields, a work area, a recovery area, and an optional pointer to an output ATTR structure. For more information about the OSI structure, see [“The OSI structure” on page 19](#).

This area is mapped by the OSI typedef in BPXYPFSI in [Appendix D, “Interface structures for C language servers and clients,” on page 461](#).

Audit_structure

Supplied parameter

Type:

CRED

Length:

Specified by CRED.cred_hdr.cbllen.

The Audit_structure contains information that is used by the security product for access checks and auditing. It is passed to most SAF routines that are invoked by the PFS.

Refer to [“Security responsibilities and considerations” on page 12](#) for a discussion of security processing, and to the CRED typedef in BPXYPFSI in [Appendix D, “Interface structures for C language servers and clients,” on page 461](#) for the mapping of this structure.

attribute_structure

Supplied parameter

Type:

ATTR

Length:

Specified by ATTR.at_hdr.cbllen.

An area that contains the file attributes that are to be set for the file that is specified by the vnode token. This area is mapped by typedef ATTR in the BPXYVFSI header file (see [Appendix D, “Interface structures for C language servers and clients,”](#) on page 461).

Return_value

Returned parameter

Type:

Integer

Length:

Fullword

A fullword in which the vn_setattr operation returns the results of the operation, as one of the following error values:

-1

The operation was not successful. The Return_code and Reason_Code values must be completed by the PFS when Return_value is -1.

0

The operation was successful.

Return_code

Returned parameter

Type:

Integer

Length:

Fullword

A fullword in which the vn_setattr operation stores the return code. The vn_setattr operation returns Return_code only if Return_value is -1. For a complete list of supported return codes, see [Return codes \(errno\)](#) in *z/OS UNIX System Services Messages and Codes*.

The vn_setattr operation should support at least the following error values:

Return_code	Explanation
EACCES	The caller does not have SAF authority to do these tasks:: <ul style="list-style-type: none"> • Set the access time or modification time to current time • Truncate the file
EPERM	The caller does not have SAF authority to do these tasks:: <ul style="list-style-type: none"> • Change the mode • Change the owner • Change general attribute bits • Set a time field to a value (not the current time) • Set the change time or reference time to the current time • Change the auditing flags • Change the file format • Set the security label; or there is already a security label that is associated with the file
EROFS	The file system is mounted read-only.
ENOSPC	The file system is out of space.
EINVAL	Incorrect input parameter, such as a negative time value, an incorrect mode field, or an incorrect UID-GID.

Reason_code

Returned parameter

Type:

Integer

Character set:

N/A

Length:

Fullword

A fullword in which the vn_setattr operation stores the reason code. The vn_setattr operation returns Reason_code only if Return_value is -1. Reason_code further qualifies the Return_code value. These reason codes are documented by the PFS.

Implementation notes**Overview of vn_setattr processing**

vn_setattr is used to set file attributes, as described in [“Getting and setting attributes” on page 38](#).

Specific processing notes

<i>Table 11. Input fields for attribute_structure</i>		
Set flags	Attribute fields input	Description
at_modechg	at_mode	Set the mode according to the value in at_mode
at_ownchg	at_uid at_gid	Set the owner user ID (UID) and group ID (GID) to the values specified in at_uid and at_gid
at_setgen	at_genvalue at_genmask	Only the bits corresponding to the bits set ON in the at_genmask are set to the value (ON or OFF) in at_genvalue; other bits are unchanged
at_trunc	at_sizeh at_size	Truncate the file size to the number of bytes specified by the doubleword at_sizeh and at_size
at_atimechg	at_atime	Set the access time of the file to the value specified in at_atime
at_atimechg and at_atimeTOD	None	Set the access time of the file to the current time
at_mtimechg	at_mtime	Set the modification time of the file to the value specified in at_mtime
at_mtimechg and at_mtimeTOD	None	Set the modification time of the file to the current time
at_aauditchg	at_aaudit	Set the security auditor's auditing flags to the value specified in at_aaudit
at_uauditchg	at_uaudit	Set the user's auditing flags to the value specified in at_uaudit
at_ctimechg	at_ctime	Set the change time of the file to the value specified in at_ctime

Table 11. Input fields for attribute_structure (continued)		
Set flags	Attribute fields input	Description
at_ctimechg and at_ctimeTOD	None	Set the change time of the file to the current time
at_reftimechg	at_reftime	Set the reference time of the file to the value specified in at_reftime
at_reftimechg and at_refTOD	None	Set the reference time of the file to the current time
at_filefmtchg	at_filefmt	Set the file format of the file to the value in at_filefmt
at_seclabelchg	at_seclabel	Set the initial security label of the file to the value in at_seclabel

1. In addition to the attribute fields that are specified according to [Table 11](#) on [page 212](#), the following ATTR header fields are provided by the caller:

ATTR.at_hdr.cbid

Contains ATTR

ATTR.at_hdr.cblen

Specifies the length of attribute_structure.

2. Multiple attributes can be changed on a single vn_setattr call. The PFS should ensure that either all supported changes or no changes are permanently recorded for a single vn_setattr call.
3. Changing mode (at_modechg = ON):
 - SAF's Change File Mode callable service is called to perform the necessary security checks and to actually make the change to the mode field in the FSP.
 - The at_mode field is mapped by modes . h.

Note:

- a. The file type, which is contained within at_mode, is not changed by the vn_setattr operation.
- b. Files that are open when the vn_setattr service is called retain the access permission they had when the file was opened.

4. Changing owner (at_ownchg = ON):

- SAF's Change Owner and Group callable service is called to perform the necessary security checks and to update the owner or group fields in the FSP.

Note: When the UID or GID value is set to **-1**, the original value remains unchanged.

5. Changing general attribute bits (at_setgen = ON):

- SAF's Check Access callable service is called for Write access before the PFS changes the file's general attribute bits.
- For each bit ON in the genmask, the corresponding bit in the file's attributes is set to the value (ON or OFF) from the corresponding genvalue field.

6. Truncating a file (at_trunc = ON):

- SAF's Check Access is called for write access before the PFS changes the file's size.
- The truncation of a file changes the file size to the doubleword value that is represented by at_sizeh and at_size, beginning from the first byte of the file.
 - If the file is larger than the specified file size, the data from the specified size to the original end of the file is removed. Full blocks are returned to the file system to be used again.
 - If the file is shorter than the specified size, bytes between the old and new lengths are read as zeros.

- When the file size is changed, the PFS calls SAF's Clear Setid callable service.

Note:

- a. The LFS handles enforcing file size limits for vn_setattr.
- b. The truncate() function requires write permission to the file, whereas ftruncate() requires that the file be open for writing. The LFS handles this difference by calling vn_setattr for the former and vn_trunc for the latter when the file is open for writing.

7. Changing time fields (atime, mtime, ctime, and reftime):

- All time fields in the ATTR are in POSIX format.
- Each time field is controlled by a pair of bits: the chg bit and the TOD bit, as listed in [Table 11 on page 212](#).
 - The chg bit (for instance, at_atimechg) indicates that the corresponding time field is to be changed.
 - The TOD bit (for instance, at_atimeTOD) indicates whether the change is to an explicitly specified time (bit is off) or to the current time of day (bit is on).
- For a time change using an explicit time value, the SAF check file owner service is called to verify that the caller is the file owner or has appropriate privileges before the PFS changes the corresponding file time field.
- To set the time to the current time of day, SAF's Check Access must be called to check for write permission. If the caller does not have write permission, SAF's Check File Owner is called to verify that the caller is the file owner or has appropriate privileges. One of the SAF checks must succeed before the PFS will change the corresponding time field of the file.

8. Changing auditor audit flags (at_aauditchg = ON) or user audit flags (at_uauditchg = ON):

- SAF's Change Audit Options callable service is called to perform the necessary security checks and to update the corresponding audit field in the FSP.

9. Changing file format (at_filefmtchg = ON):

- SAF's Check File Owner is called before the PFS saves the new file format value.

10. When any attribute field is changed successfully, the file's change time is also updated.

11. Changing the security label (ATTSECLABELCHG=ON):

- For the security label to be changed, the user must have RACF SPECIAL authorization and appropriate privileges, and no security label must currently exist on the file. (For more information about appropriate privileges, see [Authorization in z/OS UNIX System Services Programming: Assembler Callable Services Reference](#).) Only an initial security label can be set. An existing security label cannot be changed. The function successfully sets the security label if the SECLABEL class is active. If the SECLABEL class is not active, the request returns successfully, but the security label is not set.
- You can invoke the SAF IRRSSB00 callable service to set the security label.

Serialization provided by the LFS

The vn_setattr operation is invoked with an exclusive latch held on the vnode. Shared read support can be modified by the PFS in the OSI upon return from the vn_setattr operation.

Security calls to be made by the PFS

Refer to the previous notes for the security calls that are made for the various file attributes.

Related services

- [“vn_getattr — Get the attributes of a file” on page 141](#)

vn_setpeer — Set a socket's peer address

Function

The `vn_setpeer` operation presets the peer address that is associated with a socket. This causes all datagrams that are sent using the specified socket to be sent to the address that is specified here. Only datagrams that are sent from the specified address are received.

Environment on entry and exit

See [“Environment for PFS operations”](#) on page 73.

Input parameter format

```
vn_setpeer (Token_structure,
            OSI_structure,
            Audit_structure,
            Sockaddr_length,
            Sockaddr,
            Option,
            Return_value,
            Return_code,
            Reason_code)
```

Parameters

Token_structure

Supplied parameter

Type:

TOKSTR

Length:

Specified by TOKSTR.ts_hdr.cblen.

The `Token_structure` represents the file (vnode) that is being operated on. It contains the PFS's initialization token, mount token, and the file token. Refer to [“LFS/PFS control block structure”](#) on page 17 for a discussion of this structure, and to the TOKSTR typedef in BPXYPFSI in [Appendix D, “Interface structures for C language servers and clients,”](#) on page 461 for its mapping.

OSI_structure

Supplied and returned parameter

Type:

OSI

Length:

Specified by OSI.osi_hdr.cblen.

The `OSI_structure` contains information that is used by the OSI operations that may be called by the PFS. See [Chapter 6, “OSI services,”](#) on page 353 for more information.

It also contains MVS-specific information that needs to be passed to the PFS, including SMF accounting fields, a work area, a recovery area, and an optional pointer to an output ATTR structure. For more details on the OSI structure, see [“The OSI structure”](#) on page 19.

This area is mapped by the OSI typedef in BPXYPFSI in [Appendix D, “Interface structures for C language servers and clients,”](#) on page 461.

Audit_structure

Supplied parameter

Type:

CRED

Length:

Specified by CRED.cred_hdr.cbllen.

The Audit_structure contains information that is used by the security product for access checks and auditing. It is passed to most SAF routines that are invoked by the PFS.

Refer to “Security responsibilities and considerations” on page 12 for a discussion of security processing, and to the CRED typedef in BPXYPFSI in Appendix D, “Interface structures for C language servers and clients,” on page 461 for the mapping of this structure.

Sockaddr_length

Supplied and returned parameter

Type:

Integer

Length:

Fullword

A fullword that supplies the length of the Sockaddr buffer and returns the length of the Sockaddr structure that is returned.

Sockaddr

Supplied and returned parameter

Type:

Structure

Length:

Specified by Sockaddr_length

A structure that varies depending on the address family type. It contains the address that is to be used for this operation. For an example of this mapping for AF_INET, see `in.h`.

Option

Supplied parameter

Type:

Integer

Length:

Fullword

A fullword that specifies the option of the vn_setpeer operation to use. These values are mapped by `socket.h`.

Return_value

Returned parameter

Type:

Integer

Length:

Fullword

A fullword in which the vn_setpeer operation returns the results of the operation, as one of the following:

Return_value	Meaning
-1	The operation was not successful. The Return_code and Reason_Code values must be filled in by the PFS when Return_value is -1.
0	The operation was successful.

Return_code

Returned parameter

Type:

Integer

Length:

Fullword

A fullword in which the vn_setpeer operation stores the return code. The vn_setpeer operation returns Return_code only if Return_value is -1. For a complete list of supported return codes, see [Return codes \(errno\)](#) in *z/OS UNIX System Services Messages and Codes*.

The vn_setpeer operation should support at least the following error value:

Return_code**Explanation**

EINVAL

The address length that was specified is not the size of a valid address for the specified address family.

Reason_code

Returned parameter

Type:

Integer

Length:

Fullword

A fullword in which the vn_setpeer operation stores the reason code. The vn_setpeer operation returns Reason_code only if Return_value is -1. Reason_code further qualifies the Return_code value. These reason codes are documented by the PFS.

Implementation notes**Overview of vn_setpeer processing**

The vn_setpeer call is new for POSIX 1003.12, and is not currently supported by any of the socket PFSs.

Specific processing notes

- Calling setpeer() with the option set to SO_SET causes all datagrams that are sent through this socket to be sent to the address that is specified by sockaddr. Only datagrams that originate from sockaddr are received.
- Calling setpeer() with the option set to SO_SET on the passive end of a virtual circuit before calling listen() or connect() causes an error. Calling connect() and specifying a destination address with setpeer causes an error. Calling setpeer() after a connection is established is an error.
- The result of calling setpeer() with the option set to SO_SET on an endpoint that has already had the destination address preset causes an error if the underlying protocol does not support multiple peer addresses for a given endpoint.

Serialization provided by the LFS

The vn_setpeer operation is invoked with an exclusive latch held on the vnode of the socket.

Security calls to be made by the PFS

None.

Related services

None.

vn_shutdown – Shut down a socket

Function

The vn_shutdown operation shuts down all or part of a duplex socket connection.

Environment on entry and exit

See [“Environment for PFS operations”](#) on page 73.

Input parameter format

```
vn_shutdown (Token_structure,
             OSI_structure,
             Audit_structure,
             How,
             Return_value,
             Return_code,
             Reason_code)
```

Parameters

Token_structure

Supplied parameter

Type:

TOKSTR

Length:

Specified by TOKSTR.ts_hdr.cbolen.

The Token_structure represents the file (vnode) that is being operated on. It contains the PFS's initialization token, mount token, and the file token. Refer to [“LFS/PFS control block structure”](#) on page 17 for a discussion of this structure, and to the TOKSTR typedef in BPXYPFISI in [Appendix D, “Interface structures for C language servers and clients,”](#) on page 461 for its mapping.

OSI_structure

Supplied and returned parameter

Type:

OSI

Length:

Specified by OSI.osi_hdr.cbolen.

The OSI_structure contains information that is used by the OSI operations that may be called by the PFS. See [Chapter 6, “OSI services,”](#) on page 353 for more information.

It also contains MVS-specific information that needs to be passed to the PFS, including SMF accounting fields, a work area, a recovery area, and an optional pointer to an output ATTR structure. For more details on the OSI structure, see [“The OSI structure”](#) on page 19.

This area is mapped by the OSI typedef in BPXYPFISI in [Appendix D, “Interface structures for C language servers and clients,”](#) on page 461.

Audit_structure

Supplied parameter

Type:

CRED

Length:

Specified by CRED.cred_hdr.cbolen.

The Audit_structure contains information that is used by the security product for access checks and auditing. It is passed to most SAF routines that are invoked by the PFS.

Refer to “Security responsibilities and considerations” on page 12 for a discussion of security processing, and to the CRED typedef in BPXYPSI in Appendix D, “Interface structures for C language servers and clients,” on page 461 for the mapping of this structure.

How

Supplied parameter

Type:

Integer

Length:

Fullword

The How parameter explains the condition of the shutdown request. The values that can be specified are:

Value

Condition

SHUT_RD

Shutdown reads from this socket.

SHUT_WR

Shutdown writes to this socket.

SHUT_RDWR

Shutdown reads to and writes from this socket.

These values are defined in `socket.h`.

Return_value

Returned parameter

Type:

Integer

Length:

Fullword

A fullword in which the `vn_shutdown` operation returns the results of the operation, as one of the following:

Return_value

Meaning

-1

The operation was not successful. The `Return_code` and `Reason_Code` values must be filled in by the PFS when `Return_value` is -1.

0

The operation was successful.

Return_code

Returned parameter

Type:

Integer

Length:

Fullword

A fullword in which the `vn_shutdown` operation stores the return code. The `vn_shutdown` operation returns `Return_code` only if `Return_value` is -1. For a complete list of supported return codes, see [Return codes \(errno\)](#) in *z/OS UNIX System Services Messages and Codes*.

The `vn_shutdown` operation should support at least the following error value:

Return_code	Explanation
EINVAL	The How argument was not valid.

Reason_code

Returned parameter

Type:

Integer

Length:

Fullword

A fullword where the vn_shutdown operation stores the reason code. The vn_shutdown operation returns Reason_code only if Return_value is -1. Reason_code further qualifies the Return_code value. These reason codes are documented by the PFS.

Implementation notes**Specific processing notes**

The How parameter comes directly from the shutdown() system call. The LFS does not check this parameter.

Serialization provided by the LFS

The vn_shutdown operation is invoked with an exclusive latch held on the vnode of the socket.

Security calls to be made by the PFS

None.

Related services

- [“vfs_socket — Create a socket or a socket pair” on page 97](#)
- [“vn_close — Close a file or socket” on page 130](#)

vn_sndrcv — Send to or receive from a socket

Function

The vn_sndrcv operation sends datagrams to or receives datagrams from a socket. The socket must be connected.

Environment on entry and exit

See [“Environment for PFS operations” on page 73](#).

Input parameter format

```
vn_sndrcv  (Token_structure,
            OSI_structure,
            Audit_structure,
            Open_flags,
            User_IO_structure,
            Flags,
            Return_value,
            Return_code,
            Reason_code)
```

Parameters**Token_structure**

Supplied parameter

Type:

TOKSTR

Length:

Specified by TOKSTR.ts_hdr.cbllen.

The Token_structure represents the file (vnode) that is being operated on. It contains the PFS's initialization token, mount token, and the file token. Refer to [“LFS/PFS control block structure” on page 17](#) for a discussion of this structure, and to the TOKSTR typedef in BPXYPFISI in [Appendix D, “Interface structures for C language servers and clients,” on page 461](#) for its mapping.

OSI_structure

Supplied and returned parameter

Type:

OSI

Length:

Specified by OSI.osi_hdr.cbllen.

The OSI_structure contains information that is used by the OSI operations that may be called by the PFS. See [Chapter 6, “OSI services,” on page 353](#) for more information.

It also contains MVS-specific information that needs to be passed to the PFS, including SMF accounting fields, a work area, a recovery area, and an optional pointer to an output ATTR structure. For more details on the OSI structure, see [“The OSI structure” on page 19](#).

This area is mapped by the OSI typedef in BPXYPFISI in [Appendix D, “Interface structures for C language servers and clients,” on page 461](#).

Audit_structure

Supplied parameter

Type:

CRED

Length:

Specified by CRED.cred_hdr.cbllen.

The Audit_structure contains information that is used by the security product for access checks and auditing. It is passed to most SAF routines that are invoked by the PFS.

Refer to [“Security responsibilities and considerations” on page 12](#) for a discussion of security processing, and to the CRED typedef in BPXYPFISI in [Appendix D, “Interface structures for C language servers and clients,” on page 461](#) for the mapping of this structure.

Open_flags

Supplied parameter

Type:

Structure

Length:

Fullword

A fullword that contains the bits that are associated with the socket. The defined values for this field are mapped by fcntl.h.

User_IO_structure

Supplied and returned parameter

Type:

UIO

Length:

Specified by UIO.u_hdr.cbllen.

An area that contains the parameters for the I/O that is to be performed. This area is mapped by the UIO typedef in the BPXYVFSI header file (see [Appendix D, “Interface structures for C language servers and clients,” on page 461](#)). See "Specific processing notes" for details on how the fields in this structure are processed.

Flags

Supplied parameter

Type:

Structure

Length:

Fullword

A fullword that indicates special processing requests. The defined values for this field are mapped by `socket.h`.

Return_value

Returned parameter

Type:

Integer

Length:

Fullword

A fullword in which the `vn_sndrcv` operation returns the results of the operation, as one of the following:

Return_value**Meaning****-1**

The operation was not successful. The `Return_code` and `Reason_Code` values must be filled in by the PFS when `Return_value` is -1.

0 or greater

The operation was successful. The value represents the number of bytes that were transferred.

Return_code

Returned parameter

Type:

Integer

Length:

Fullword

A fullword in which the `vn_sndrcv` operation stores the return code. The `vn_sndrcv` operation returns `Return_code` only if `Return_value` is -1. For a complete list of supported return code values, see [Return codes \(errno\) in z/OS UNIX System Services Messages and Codes](#).

The `vn_sndrcv` operation should support at least the following error values:

Return_code	Explanation
EFAULT	A buffer address that was specified is not in addressable storage.
EINVAL	An incorrect parameter was specified.
EWOULDBLOCK	The operation would have required a blocking wait, and this socket was marked as nonblocking.

Reason_code

Returned parameter

Type:

Integer

Length:

Fullword

A fullword in which the vn_sndrcv operation stores the reason code. The vn_sndrcv operation returns Reason_code only if Return_value is -1. Reason_code further qualifies the Return_code value. These reason codes are documented by the PFS.

Implementation notes

Overview of vn_sndrcv processing

For more information about the semantics of this operation for a POSIX-conforming PFS, refer to the publications that are mentioned in [“Finding more information about sockets” on page 2](#) for the recv and send functions.

Specific processing notes

The following UIO fields are provided by the LFS:

UIO.u_hdr.cbid

Contains UIO_ID (from the BPXYVFSI header file)

UIO.u_hdr.cblen

Specifies the length of the user_IO_structure

UIO.u_buffaddr

Specifies the address of the caller's buffer

UIO.u_buffalet

Specifies the ALET of the caller's buffer

UIO.u_count

Specifies the maximum number of bytes that can be written to or read from the caller's buffer

UIO.u_asid

Specifies the ASID of the caller

UIO.u_rw

Specifies whether the request is a read (0) or a write (1)

UIO.u_key

Specifies the storage key of the caller's buffer

The UIO contains fields that may point to a 64-bit addressable user buffer. When FuioAddr64 is on (and FuioRealPage is off), FuioBuff64Vaddr points to a buffer, an IOV64, or an MSGH64.

Serialization provided by the LFS

The vn_sndrcv operation is invoked with an exclusive latch held on the vnode of the socket.

Security calls to be made by the PFS

None.

vn_sockopt — Get or set socket options

Function

The vn_sockopt operation gets or sets options that are associated with a socket.

Environment on entry and exit

See [“Environment for PFS operations” on page 73](#).

Input parameter format

```
vn_sockopt (Token_structure,
            OSI_structure,
            Audit_structure,
            Direction,
            Level,
            Option,
            Option_data_length,
            Option_data,
            Return_value,
            Return_code,
            Reason_code)
```

Parameters

Token_structure

Supplied parameter

Type:

TOKSTR

Length:

Specified by TOKSTR.ts_hdr.cbllen.

The Token_structure represents the file (vnode) that is being operated on. It contains the PFS's initialization token, mount token, and the file token. Refer to [“LFS/PFS control block structure” on page 17](#) for a discussion of this structure, and to the TOKSTR typedef in BPXYPSI in [Appendix D, “Interface structures for C language servers and clients,” on page 461](#) for its mapping.

OSI_structure

Supplied and returned parameter

Type:

OSI

Length:

Specified by OSI.osi_hdr.cbllen.

The OSI_structure contains information that is used by the OSI operations that may be called by the PFS. See [Chapter 6, “OSI services,” on page 353](#) for more information.

It also contains MVS-specific information that needs to be passed to the PFS, including SMF accounting fields, a work area, a recovery area, and an optional pointer to an output ATTR structure. For more details on the OSI structure, see [“The OSI structure” on page 19](#).

This area is mapped by the OSI typedef in BPXYPSI in [Appendix D, “Interface structures for C language servers and clients,” on page 461](#).

Audit_structure

Supplied parameter

Type:

CRED

Length:

Specified by CRED.cred_hdr.cbllen.

The Audit_structure contains information that is used by the security product for access checks and auditing. It is passed to most SAF routines that are invoked by the PFS.

Refer to [“Security responsibilities and considerations” on page 12](#) for a discussion of security processing, and to the CRED typedef in BPXYPSI in [Appendix D, “Interface structures for C language servers and clients,” on page 461](#) for the mapping of this structure.

Direction

Supplied parameter

Type:

Integer

Length:

Fullword

The Direction parameter specifies whether the socket options are to be set or returned to the requester. The values for this parameter are defined in the BPXYPSI header file (see [Appendix D, “Interface structures for C language servers and clients,”](#) on page 461) and are as follows:

Value**Meaning****GET_SOCKOPT**

Get the current socket options

SET_SOCKOPT

Change the socket options

SET_IBMSOCKOPT

Change SetIBMsockopt options

Level

Supplied parameter

Type:

Integer

Length:

Fullword

A fullword that specifies the protocol level. This area is mapped by socket.h.

Option

Supplied parameter

Type:

Integer

Length:

Fullword

A fullword that specifies the option that is to be set or retrieved. This area is mapped by socket.h.

Option_data_length

Supplied parameter

Type:

Integer

Length:

Fullword

The Option_data_length is a fullword that describes the length of the Option_data parameter.

Option_data

Supplied parameter

Type:

Defined by the Option

Length:

Specified by Option_data_length

For most options, this is either a zero or nonzero, depending on whether the option is disabled or enabled.

Return_value

Returned parameter

Type:

Integer

Length:

Fullword

A fullword in which the vn_sockopt operation returns the results of the operation, as one of the following:

Return_value**Meaning****-1**

The operation was not successful. The Return_code and Reason_Code values must be filled in by the PFS when Return_value is -1.

0

The operation was successful.

Return_code

Returned parameter

Type:

Integer

Length:

Fullword

A fullword in which the vn_sockopt operation stores the return code. The vn_sockopt operation returns Return_code only if Return_value is -1. For a complete list of supported return codes, see [Return codes \(errno\)](#) in *z/OS UNIX System Services Messages and Codes*.

The vn_sockopt operation should support at least the following error value:

Return_code**Explanation**

ENOPROTOPT

The level that was specified is an incorrect protocol.

Reason_code

Returned parameter

Type:

Integer

Length:

Fullword

A fullword in which the vn_sockopt operation stores the reason code. The vn_sockopt operation returns Reason_code only if Return_value is -1. Reason_code further qualifies the Return_code value. These reason codes are documented by the PFS.

Implementation notes**Overview of vn_sockopt processing**

For more information about the semantics of this operation for a POSIX-conforming PFS, refer to the publications that are mentioned in [“Finding more information about sockets”](#) on page 2 for the getsockopt and setsockopt functions.

Serialization provided by the LFS

The vn_sockopt operation is invoked with an exclusive latch held on the vnode of the socket.

Security calls to be made by the PFS

None.

vn_srmmsg — Send messages to or receive messages from a socket

Function

The vn_srmmsg operation sends or receives messages on a socket. Message headers are used for the reading or writing operation. The socket can be either connected or unconnected.

Environment on entry and exit

See [“Environment for PFS operations”](#) on page 73.

Input parameter format

```
vn_srmmsg    (Token_structure,
              OSI_structure,
              Audit_structure,
              Open_flags,
              User_IO_structure,
              Flags,
              Return_value,
              Return_code,
              Reason_code)
```

Parameters

Token_structure

Supplied parameter

Type:

TOKSTR

Length:

Specified by TOKSTR.ts_hdr.cbolen.

The Token_structure represents the file (vnode) that is being operated on. It contains the PFS's initialization token, mount token, and the file token. Refer to [“LFS/PFS control block structure”](#) on page 17 for a discussion of this structure, and to the TOKSTR typedef in BPXYPFSI in [Appendix D, “Interface structures for C language servers and clients,”](#) on page 461 for its mapping.

OSI_structure

Supplied and returned parameter

Type:

OSI

Length:

Specified by OSI.osi_hdr.cbolen.

The OSI_structure contains information that is used by the OSI operations that may be called by the PFS. See [Chapter 6, “OSI services,”](#) on page 353 for more information.

It also contains MVS-specific information that needs to be passed to the PFS, including SMF accounting fields, a work area, a recovery area, and an optional pointer to an output ATTR structure. For more details on the OSI structure, see [“The OSI structure”](#) on page 19.

This area is mapped by the OSI typedef in BPXYPFSI in [Appendix D, “Interface structures for C language servers and clients,”](#) on page 461.

Audit_structure

Supplied parameter

Type:

CRED

Length:

Specified by CRED.cred_hdr.cbolen.

The Audit_structure contains information that is used by the security product for access checks and auditing. It is passed to most SAF routines that are invoked by the PFS.

Refer to [“Security responsibilities and considerations” on page 12](#) for a discussion of security processing, and to the CRED typedef in BPXYVFSI in [Appendix D, “Interface structures for C language servers and clients,” on page 461](#) for the mapping of this structure.

Open_flags

Supplied parameter

Type:

Structure

Length:

Fullword

A fullword that contains the bits that are associated with the socket. The defined values for this field are mapped by `fcntl.h`.

User_IO_structure

Supplied and returned parameter

Type:

UIO

Length:

Specified by `UIO.u_hdr.cblen`.

An area that contains the parameters for the I/O that is to be performed. This area is mapped by the UIO typedef in the BPXYVFSI header file (see [Appendix D, “Interface structures for C language servers and clients,” on page 461](#)). For more information about how the fields in this value are processed, see the section on specific processing notes in [“Implementation notes for vn_srmmsg” on page 229](#).

Flags

Supplied parameter

Type:

Structure

Length:

Fullword

A fullword that indicates special processing requests. The defined values for this field are mapped by `socket.h`.

Return_value

Returned parameter

Type:

Integer

Length:

Fullword

A fullword in which the vn_srmmsg operation returns the results of the operation, as one of the following return codes:

Return_value Meaning

-1

The operation was not successful. The Return_code and Reason_Code values must be filled in by the PFS when Return_value is -1.

0 or greater

The operation was successful. The value represents the number of bytes that were transferred.

Return_code

Returned parameter

Type:

Integer

Length:

Fullword

A fullword in which the vn_srmsg operation stores the return code. The vn_srmsg operation returns Return_code only if Return_value is -1. For a complete list of supported return codes, see [Return codes \(errno\)](#) in *z/OS UNIX System Services Messages and Codes*.

The vn_srmsg operation should support at the error values that are listed in [Table 12 on page 229](#).

Table 12. List of return codes for vn_srmsg

Return_code	Explanation
EFAULT	The address of one of the buffers is not in addressable storage.
EINVAL	An incorrect parameter was specified.
EWOULDBLOCK	A socket that has been defined as nonblocking cannot complete its operation without blocking.

Reason_code

Returned parameter

Type:

Integer

Length:

Fullword

A fullword in which the vn_srmsg operation stores the reason code. The vn_srmsg operation returns Reason_code only if Return_value is -1. Reason_code further qualifies the Return_code value. These reason codes are documented by the PFS.

Implementation notes for vn_srmsg**Overview of vn_srmsg processing**

The vn_srmsg call can be used by connected or nonconnected sockets.

For more information about the semantics of this operation for a POSIX-conforming PFS, refer to the publications that are mentioned in [“Finding more information about sockets” on page 2](#) for the rcvmsg() and sendmsg() functions.

Specific processing notes

- The following UIO fields are provided by the LFS:

UIO.u_hdr.cbid

Contains UIO_ID (from the BPXYVFSI header file).

UIO.u_hdr.cblen

Specifies the length of the user_IO_structure.

UIO.u_buffaddr

Specifies the address of the caller's message header.

UIO.u_buffalet

Specifies the ALET of the caller's message header.

UIO.u_count

Specifies the length of the message header.

UIO.u_asid

Specifies the ASID of the caller.

UIO.u_rw

Specifies whether the request is a read (0) or a write (1)

UIO.u_key

Specifies the storage key of the caller's buffer.

UIO.u_iovalet

Specifies the ALET of the io.

UIO.u_iovbufalet

Specifies the ALET of the iov's buffers. All buffers must use the same ALET.

- The UIO contains fields that might point to a 64-bit addressable user buffer. When `FuioAddr64` is on (and `FuioRealPage` is off), `FuioBuff64Vaddr` points to a buffer, an `IOV64`, or an `MSGH64`.
- The message header is defined in `socket.h`.
- The iov structure is defined in `uio.h`.

Serialization that is provided by the LFS

The `vn_srmmsg` operation is invoked with an exclusive latch held on the vnode of the socket.

Security calls to be made by the PFS

None.

vn_srx — Send or receive CSM buffers

Function

The `vn_srx` operation sends or receives data using CSM (Communications Storage Manager) buffers.

Environment on entry and exit

See [“Environment for PFS operations”](#) on page 73.

Input parameter format

```
vn_srx      (Token_structure,
             OSI_structure,
             Audit_structure,
             Open_flags,
             User_IO_structure,
             Return_value,
             Return_code,
             Reason_code)
```

Parameters**Token_structure**

Supplied parameter

Type:

TOKSTR

Length:

Specified by `TOKSTR.ts_hdr.cbolen`.

The `Token_structure` represents the file (vnode) that is being operated on. It contains the PFS's initialization token, mount token, and file token. Refer to [“LFS/PFS control block structure”](#) on page 17 for a discussion of this structure, and to the `TOKSTR` typedef in `BPXYPFSI` in [Appendix D, “Interface structures for C language servers and clients,”](#) on page 461 for its mapping.

OSI_structure

Supplied and returned parameter

Type:

OSI

Length:

Specified by OSI.osi_hdr.cbllen.

The OSI_structure contains information that is used by the OSI operations that may be called by the PFS. See [Chapter 6, “OSI services,” on page 353](#) for more information.

It also contains MVS-specific information that needs to be passed to the PFS, including SMF accounting fields, a work area, a recovery area, and an optional pointer to an output ATTR structure. For more details on the OSI structure, see [“The OSI structure” on page 19](#).

This area is mapped by the OSI typedef in BPXYPFSI in [Appendix D, “Interface structures for C language servers and clients,” on page 461](#).

Audit_structure

Supplied parameter

Type:

CRED

Length:

Specified by CRED.cred_hdr.cbllen.

The Audit_structure contains information that is used by the security product for access checks and auditing. It is passed to most SAF routines that are invoked by the PFS.

Refer to [“Security responsibilities and considerations” on page 12](#) for a discussion of security processing, and to the CRED typedef in BPXYPFSI in [Appendix D, “Interface structures for C language servers and clients,” on page 461](#) for the mapping of this structure.

Open_flags

Supplied parameter

Type:

Structure

Length:

Fullword

A fullword that contains the bits that are associated with the socket. The defined values for this field are mapped by `fcntl.h`.

User_IO_structure

Supplied and returned parameter

Type:

UIO

Length:

Specified by UIO.u_hdr.cbllen.

An area that contains the parameters for the I/O that is to be performed. This area is mapped by the UIO typedef in the BPXYVFSI header file (see [Appendix D, “Interface structures for C language servers and clients,” on page 461](#)). See "Specific processing notes" for information about how the fields in this structure are processed.

Return_value

Returned parameter

Type:

Integer

Length:

Fullword

A fullword in which the vn_srx operation returns the results of the operation, as one of the following values:

Return_value
Meaning

-1

The operation was not successful. The Return_code and Reason_Code values must be filled in by the PFS when Return_value is -1.

0 or greater

The operation was successful. The value represents the number of bytes that were transferred.

Return_code

Returned parameter

Type:

Integer

Length:

Fullword

A fullword in which the vn_srx operation stores the return code. The vn_srx operation returns Return_code only if Return_value is -1. For a complete list of supported return codes, see [Return codes \(errno\)](#) in *z/OS UNIX System Services Messages and Codes*.

The vn_srx operation should support at least the following error values:

Return_code	Explanation
EFAULT	A buffer address that was specified is not in addressable storage.
EINVAL	An incorrect parameter was specified.
EWouldBlock	A socket that has been defined as nonblocking cannot complete its operation without blocking.

Reason_code

Returned parameter

Type:

Integer

Length:

Fullword

A fullword in which the vn_srx operation stores the reason code. The vn_srx operation returns Reason_code only if Return_value is -1. Reason_code further qualifies the Return_code value. These reason codes are documented by the PFS.

Implementation notes

Overview of vn_srx processing

The Communications Storage Manager (CSM) provides a facility that allows programs to avoid data moves on a communications session by transferring buffer ownership instead of copying the buffer contents. For more information about CSM, see *z/OS Communications Server: CSM Guide*.

The controlling parameters of the vn_srx operation are passed in a msghdrx structure, which is pointed to from the UIO. Included in the msghdrx is a pointer to an array of structures, each of which points to a data buffer that is obtained from CSM. For more information about the msghdrx structure and the semantics of this operation, see [srx_np \(BPX1SRX, BPX4SRX\) — Send or receive CSM buffers on a socket](#) in *z/OS UNIX System Services Programming: Assembler Callable Services Reference*.

The vn_srx call can be used on either connected or unconnected sockets.

Specific processing notes

- The following UIO fields are provided by the LFS:

UIO.u_hdr.cbld

Contains UIO_ID (from the BPXYVFSI header file)

UIO.u_hdr.cblen

Specifies the length of the user_IO_structure

UIO.u_buffaddr

Specifies the address of a primary address space copy of the caller's msghdrx structure

UIO.u_buffalet

Specifies the ALET, 0, of the msghdrx structure

UIO.u_count

Specifies the length of the msghdrx structure that is being passed

UIO.u_asid

Specifies the ASID of the caller

UIO.u_rw

Specifies whether the request is a read (0) or a write (1)

UIO.u_key

Specifies the storage key of the caller

- The msghdrx structure is defined in bpxysrxh.h.
- The user's msghdrx is copied into the kernel by the LFS, and this copy is passed to the PFS. This kernel msghdrx, with any changes that are made by the PFS, is copied back to the user after the operation.
- The use of Msghdrx_length=0 in BPX1SRX to determine support for this operation is handled by the LFS, and not passed down to the PFS.

Serialization provided by the LFS

The vn_srx operation is invoked with an exclusive latch held on the vnode.

Security calls to be made by the PFS

None.

vn_symlink — Create a symbolic link

Function

The vn_symlink operation creates a symbolic link to a pathname or an external name. A file that is named Link_name, of type "symbolic link", is created within the directory that is represented by Token_structure. The content of the symbolic link file is the path name or external name that is specified in Pathname.

Environment on entry and exit

See [“Environment for PFS operations”](#) on page 73.

Input parameter format

```
vn_symlink (Token_structure,
            OSI_structure,
            Audit_structure,
            Pathname_length,
            Pathname,
            attribute_structure,
            Link_name_length,
            Link_name,
            Return_value,
            Return_code,
            Reason_code)
```

Parameters

Token_structure

Supplied parameter

Type:

TOKSTR

Length:

Specified by TOKSTR.ts_hdr.cblen.

The Token_structure represents the file (vnode) that is being operated on. It contains the PFS's initialization token, mount token, and the file token. Refer to [“LFS/PFS control block structure” on page 17](#) for a discussion of this structure, and to the TOKSTR typedef in BPXYPFISI in [Appendix D, “Interface structures for C language servers and clients,” on page 461](#) for its mapping.

OSI_structure

Supplied and returned parameter

Type:

OSI

Length:

Specified by OSI.osi_hdr.cblen.

The OSI_structure contains information that is used by the OSI operations that may be called by the PFS. See [Chapter 6, “OSI services,” on page 353](#) for more information.

It also contains MVS-specific information that needs to be passed to the PFS, including SMF accounting fields, a work area, a recovery area, and an optional pointer to an output ATTR structure. For more details on the OSI structure, see [“The OSI structure” on page 19](#).

This area is mapped by the OSI typedef in BPXYPFISI in [Appendix D, “Interface structures for C language servers and clients,” on page 461](#).

Audit_structure

Supplied parameter

Type:

CRED

Length:

Specified by CRED.cred_hdr.cblen.

The Audit_structure contains information that is used by the security product for access checks and auditing. It is passed to most SAF routines that are invoked by the PFS.

Refer to [“Security responsibilities and considerations” on page 12](#) for a discussion of security processing, and to the CRED typedef in BPXYPFISI in [Appendix D, “Interface structures for C language servers and clients,” on page 461](#) for the mapping of this structure.

Pathname_length

Supplied parameter

Type:

Integer

Length:

Fullword

A fullword that contains the length of Pathname. The Pathname can be up to 1023 bytes long.

Pathname

Supplied parameter

Type:

Character string

Length:

Specified by the Pathname_length parameter

An area that contains the path name or external name for which a symbolic link is to be created.

A path name can begin with or without a slash:

- If the path name begins with a slash, it is an absolute path name; the slash refers to the root directory, and the search for the file starts at the root directory.
- If the path name does not begin with a slash, it is a relative path name, and the search for the file starts at the parent directory of the symbolic link file.

A path name contains no nulls.

An external name is the name of an object outside of the hierarchical file system. It may contain nulls.

attribute_structure

Supplied parameter

Type:

ATTR

Length:

Specified by ATTR.at_hdr.cbolen.

An area that contains the file attributes that are to be set for the symbolic link being created. This area is mapped by typedef ATTR in the BPXYVFSI header file (see [Appendix D, “Interface structures for C language servers and clients,”](#) on page 461).

Link_name_length

Supplied parameter

Type:

Integer

Length:

Fullword

A fullword that contains the length of Link_name. The Link_name can be up to 255 bytes long.

Link_name

Supplied parameter

Type:

Character string

Length:

Specified by Link_name_length parameter

An area that contains the symbolic link that is being created. Link_name contains no nulls.

Return_value

Returned parameter

Type:

Integer

Length:

Fullword

A fullword in which the vn_symlink service returns the results of the operation, as one of the following:

Return_value

Meaning

-1

The operation was not successful. The Return_code and Reason_Code values must be filled in by the PFS when Return_value is -1.

0

The operation was successful.

Return_code

Returned parameter

Type:

Integer

Length:

Fullword

A fullword in which the vn_symlink service stores the return code. The vn_symlink service returns Return_code only if Return_value is -1. For a complete list of supported return codes, see [Return codes \(errno\)](#) in *z/OS UNIX System Services Messages and Codes*.

The vn_symlink service should support at least the following error values:

Return_code	Explanation
EACCES	The calling process does not have permission to write in the directory that was specified.
EEXIST	Link_name already exists.
ENAMETOOLONG	Link_name is longer than is supported by the PFS.
ENOENT	The parent directory has been marked for deletion.
ENOSPC	The file system is out of space.
ENOSYS	The PFS does not support storing external links.
EROFS	Token_structure specifies a directory on a read-only file system.

Reason_code

Returned parameter

Type:

Integer

Length:

Fullword

A fullword in which the vn_symlink service stores the reason code. The vn_symlink service returns Reason_code only if Return_value is -1. Reason_code further qualifies the Return_code value. These reason codes are documented by the PFS.

Implementation notes**Overview of vn_symlink processing**

[“Creating files”](#) on page 31 provides an overview of symbolic link creation.

Specific processing notes

- The Token_structure that is passed on input represents the directory in which the symbolic link is to be created.
- The following attribute_structure fields are provided by the LFS:

ATTR.at_hdr.cbld

Contains Attr_ID (from the BPXYVFSI header file)

ATTR.at_hdr.cbLen

Specifies the length of attribute_structure

ATTR.at_genvalue

When ((at_genvalue & S_IFEXTL) == S_IFEXTL) is true, the pathname is an external link.

- An external link is a symbolic link with an extra file attribute bit stored by the PFS. The distinction between a normal symbolic link and an external link is only apparent in the attribute structures that are returned by the PFS for the link file. There is no difference in the way vn_readlink is processed, for example.

If the PFS cannot store this external link bit, it must fail the vn_symlink request with ENOSYS.

- If the file that is named in the Name parameter already exists, the vn_symlink operation returns a failing return code.
- Refer to the `symlink()` function in the POSIX .1a standard (IEEE Std 1003.1a), draft 7, for more information about the semantics of this operation for a POSIX-conforming PFS.

Serialization provided by the LFS

The `vn_symlink` operation is invoked with an exclusive latch held on the vnode of the directory.

Security calls to be made by the PFS

The PFS is expected to invoke SAF's Check Access callable service to check that the user has write permission to the directory.

Related services

- [“vn_readlink — Read a symbolic link” on page 181](#)
- [“vn_link — Create a link to a file” on page 153](#)
- [“vn_remove — Remove a link to a file” on page 191](#)

vn_trunc — Truncate a file

Function

The `vn_trunc` operation changes the length of an open file.

Environment on entry and exit

See [“Environment for PFS operations” on page 73](#).

```
vn_trunc      (Token_structure,
              OSI_structure,
              Audit_structure,
              File_length,
              Return_value,
              Return_code,
              Reason_code)
```

Parameters

Token_structure

Supplied parameter

Type:

TOKSTR

Length:

Specified by TOKSTR.ts_hdr.cblen.

The `Token_structure` represents the file (vnode) that is being operated on. It contains the PFS's initialization token, mount token, and the file token. Refer to [“LFS/PFS control block structure” on page 17](#) for a discussion of this structure, and to the TOKSTR typedef in BPXYPFSI in [Appendix D, “Interface structures for C language servers and clients,” on page 461](#) for its mapping.

OSI_structure

Supplied and returned parameter

Type:

OSI

Length:

Specified by OSI.osi_hdr.cblen.

The `OSI_structure` contains information that is used by the OSI operations that may be called by the PFS. See [Chapter 6, “OSI services,” on page 353](#) for more information.

It also contains MVS-specific information that needs to be passed to the PFS, including SMF accounting fields, a work area, a recovery area, and an optional pointer to an output ATTR structure. For more details on the OSI structure, see [“The OSI structure” on page 19](#).

This area is mapped by the OSI typedef in BPXYPSI in [Appendix D, “Interface structures for C language servers and clients,” on page 461](#).

Audit_structure

Supplied parameter

Type:

CRED

Length:

Specified by CRED.cred_hdr.cbllen.

The Audit_structure contains information that is used by the security product for access checks and auditing. It is passed to most SAF routines that are invoked by the PFS.

Refer to [“Security responsibilities and considerations” on page 12](#) for a discussion of security processing, and to the CRED typedef in BPXYPSI in [Appendix D, “Interface structures for C language servers and clients,” on page 461](#) for the mapping of this structure.

File_length

Supplied parameter

Type:

Integer

Length:

Doubleword

A doubleword that contains the number of bytes to which the file size is to be set. Only positive values are passed by the caller.

Return_value

Returned parameter

Type:

Integer

Length:

Fullword

A fullword in which the vn_trunc operation returns the results of the operation, as one of the following:

Return_value

Meaning

-1

The operation was not successful. The Return_code and Reason_Code values must be filled in by the PFS when Return_value is -1.

0

The operation was successful.

Return_code

Returned parameter

Type:

Integer

Length:

Fullword

A fullword in which the vn_trunc operation stores the return code. The vn_trunc operation returns Return_code only if Return_value is -1. For a complete list of supported return codes, see [Return codes \(errno\)](#) in *z/OS UNIX System Services Messages and Codes*.

The vn_trunc operation should support at least the following error value:

Return_code	Explanation
EROFS	The file is on a read-only file system.

Reason_code

Returned parameter

Type:

Integer

Length:

Fullword

A fullword in which the vn_trunc operation stores the reason code. The vn_trunc operation returns Reason_code only if Return_value is -1. Reason_code further qualifies the Return_code value. These reason codes are documented by the PFS.

Implementation notes

Overview of vn_trunc processing

The vn_trunc changes the file size to File_length bytes.

Specific processing notes

- The difference between vn_trunc and vn_setattr(truncate) is that vn_trunc is called for ftruncate(), and therefore does not do a security check. vn_setattr(truncate) is called for truncate() and must do a security check.
- When a file is truncated, all data from File_length to the original end of the file must be removed. Full blocks are returned to the file system so that they can be used again, and the file size must be changed to the lesser of File_length or the current length of the file.
- When the file is expanded, its length is changed to File_length and unwritten bytes read between the old end-of-file and the new end-of-file are returned as zeros.
- The LFS ensures that the file is a regular file, open for writing if necessary, and that the File_length is not negative.
- When the file size is changed successfully, the PFS calls SAF's Clear Setid callable service.
- The LFS enforces any file size limits that may be in effect.
- Refer to the ftruncate() function in the POSIX .1a standard (IEEE Std 1003.1a), draft 7, for more information about the semantics of this operation for a POSIX-conforming PFS.

Serialization provided by the LFS

The vn_trunc operation is invoked with an exclusive latch held on the vnode of the directory.

Security calls to be made by the PFS

Clear Setid.

Related services

- [“vn_open — Open a file” on page 168](#)

Chapter 4. VFS servers

A VFS server is a program that registers as a VFS server with z/OS UNIX by calling the `v_reg()` function. There is no special system definition that is required to become a VFS server.

VFS servers must have appropriate privileges, which are defined as *superuser authority*. For more information about appropriate privileges, see [Authorization in z/OS UNIX System Services Programming: Assembler Callable Services Reference](#). This topic describes:

- How to install a virtual file system (VFS) server.
- How a VFS server is activated and deactivated.
- The functions that must be provided by a VFS server.
- The functions that are provided for it.
- Security considerations.

A VFS server is a program that uses the VFS callable services API to access objects in the z/OS UNIX file hierarchy.

This is not to be confused with other types of servers. For example, consider a file transfer program that moves files between z/OS UNIX and a workstation. If this program uses the `open()`, `read()`, and `write()` functions to access the files, it is certainly a "file server", but this type of program it is not discussed in this topic. On the other hand, if this same program uses the `v_get()` and `v_rdw()` functions, it is the type of server that is discussed here. Such a program could be written as a set of LU 6.2 transactions, independent of which interface is used to access the files.

The VFS callable services API is designed to meet the requirements of an NFS-style server, but it is not limited to those applications. The main difference between the POSIX API and the VFS callable services API is that POSIX programs refer to files by path names and VFS servers refer to them by file identifiers (FIDs). VFS servers do their own path name resolution to convert a path name into a FID, and later use the FID to access the file. The FID is designed to be part of the NFS file handle that the Network File System returns to its clients. A file handle always refers to the same file. A path name, on the other hand, might refer to different files over time, because of rename, remove/re-create, or symbolic link changes.

Installation

A VFS server may be installed in the hierarchical file system or in standard MVS load libraries. The choice depends on how the VFS server is activated.

Activation and deactivation

Because any program with appropriate privileges can become a VFS server by calling the `v_reg()` function, VFS servers can be activated in all the ways that a program can be run on MVS. They may be independent address spaces with their own START cataloged procedure; they can run as batch programs; or they can be shell processes that are run in the background or started through `/etc/init`. A VFS server can even be a command or program that is invoked directly by a user and run in the foreground of that user's process.

Once a program successfully calls `v_reg()`, it is registered as a VFS server with z/OS UNIX and dubbed, if it has not already been dubbed. After a server is registered, appropriate privileges are not needed for subsequent `v_` functions.

Server registration is not inherited across `fork()` or `spawn()`.

A VFS server, like any other program, can use the standard file and socket APIs of z/OS UNIX, along with other MVS APIs. The VFS server aspects of the program have to do only with its use of the VFS callable services API.

Termination considerations

There is no service provided to unregister with z/OS UNIX. If and when a VFS server's process terminates, z/OS UNIX removes its registration.

A VFS server can, however, release itself from all z/OS UNIX associations by calling undub (BPX1MPC), which also removes its registration as a VFS server.

When z/OS UNIX removes a VFS server's registration, all of the z/OS UNIX resources that are allocated to that VFS server are freed.

Security responsibilities and considerations

The security structure of z/OS UNIX consists of two parts: the user's identity and the file's access control information. A VFS server is primarily concerned with the user's identity.

As a z/OS UNIX superuser, a VFS server has free access to all z/OS UNIX resources. Consequently, it is the VFS server's responsibility to make sure that everything it does on behalf of a particular end user is done under the authority of that end user.

For a VFS server that is directly invoked by a local user, such as by a command, the simplest thing to do is to require that the invoker be a superuser. If the VFS server runs as a setuid program or is a more traditional client/server type of server, the rest of this topic applies.

It is expected that a VFS server will assume the identity of its end user while making calls to z/OS UNIX services. This consists of several steps:

1. End users must be defined to both MVS and z/OS UNIX. They will have both an MVS user ID and a z/OS UNIX UID-GID pair.
2. The VFS server must know the MVS user ID of the end user.
3. The VFS server invokes SAF services to set up a security environment based on that MVS user ID.

RACROUTE REQUEST=VERIFY, ENVIR=CREATE is used to initialize the MVS part of the security environment, and Init_USP is used to add the z/OS UNIX information.

For acceptable performance, a VFS server should maintain enough state information so that it could save this security environment for a given end user and not have to re-create it on every request.

4. Before calling z/OS UNIX services for an end user, the VFS server updates its address space or task to assume the security environment that was set up by RACROUTE and Init_USP, by storing the ACEE from RACROUTE in the security environment field of the Task Control Block (TCBSENV).

If this is a read or write function, the VFS server must decide whether file access checking is to be performed by the system. If the VFS server maintains enough state information to recognize the first reference by a particular end user to a particular file object, it can limit the overhead of access checking to that first reference. Otherwise, every read or write must be access checked. Other types of calls are unconditionally access-checked if access control is defined for the call.

After the call, or sequence of calls, for that end user, the VFS server reverts to its own security environment or sets up for the next end user.

5. When an end user is finished using the VFS server, the VFS server invokes RACROUTE REQUEST=VERIFY, ENVIR=DELETE to free the security environment.

Access control checks are performed by the PFSs that own the data. These checks are based on information that is associated with each individual file. The VFS server does not control these access checks except for read and write operations.

For more information about these interfaces, see *z/OS Security Server RACF Callable Services*.

VFS server considerations for 64-bit addressing

For a server that is entirely 31-bit, no changes are required.

For v_op calls in AMODE 31:

- A server may set FuioAddr64 and use 64-bit addressing within the UIO to address its own buffers for the v_rdw, v_readdir, and v_readlink operations.
- The UIO itself and all the calling parameters must be 31-bit addressable.

For v_op calls in AMODE 64:

- The server must set FuioAddr64 appropriately to indicate whether a 31-bit or a 64-bit buffer address is being passed.
- Register 1 and the parameter list must all be 64-bit addresses; the parameters themselves may be above or below 2 gigabytes.
- BPX1 callers must use the BPX4 entry names.

Using the VFS callable services application programming interface

The VFS callable services API separates a VFS server from the logical file system (LFS) of z/OS UNIX. It is a set of protocols and callable services that deal with accessing objects in the file hierarchy.

This topic describes the services that are provided to a VFS server and the requirements and responsibilities that are placed on a VFS server.

As described in Chapter 1, “General overview,” on page 1, a VFS server is just one of many users of the file system. File requests that are made through the various APIs that are supported by z/OS UNIX are routed by the LFS to the PFS that owns or controls the file that is being referred to. The PFS cannot tell what kind of program originated these requests.

Operations summary

The VFS callable services API contains the functions listed in [Table 13 on page 243](#).

Table 13. API functions for VFS callable services	
Function	Description
v_access	Check access permissions
v_close	Close a file
v_create	Create a regular, FIFO, or character special file
v_export	Export a file system
v_fstatfs	Get file system attributes
v_get	Get a vnode from a file ID (FID)
v_getattr	Get attributes for a file
v_link	Create a hard link to a file
v_lockctl	Control locks
v_lookup	Look up a file name
v_mkdir	Create a directory
v_open	Open or create a file
v_rdw	Read or write to a file
v_readdir	Read a directory
v_readlink	Read a symbolic link or external link file
v_reg	Register a process with the file system

Table 13. API functions for VFS callable services (continued)

Function	Description
v_rel	Release a vnode
v_remove	Remove a file
v_rename	Rename a file or directory
v_rmdir	Remove a directory
v_rpn	Resolve a path name to a file system and a file
v_setattr	Set attributes of a file
v_symlink	Create a symbolic or external link

VFS server – LFS control block structure

Files are contained within mounted file systems, and the collection of all the files in all the mounted file systems forms the z/OS UNIX file hierarchy.

The LFS structures for files and file systems are not directly addressable by a VFS server. Consequently, files and file systems are abstracted somewhat on the VFS callable services API.

A file is represented to a VFS server by a vnode token with the following characteristics:

- A vnode token is similar to a POSIX file descriptor, in that it is the main input to all calls that refer to the file.
- Vnode tokens are obtained most often from `v_get()` and `v_lookup()`, but also from `v_rpn()`, `v_create()`, and `v_mkdir()`.
- Vnode tokens are not inherited across `fork()`.
- Vnode tokens are released with `v_rel()`. All vnode tokens that are obtained must eventually be released. After `v_rel()` is called, any subsequent call with the same vnode token fails.
- A single vnode token may be cached by the VFS server and shared among many end users. A single vnode token can be used by several tasks at the same time, but `v_rel()` is mutually exclusive with all other operations.
- Many different vnode tokens can be obtained for the same file.
- A vnode token that has not been released is always valid for a call in the sense that the VFS server program will not abnormally end from using it.

Files that are deleted are still accessible with existing vnode tokens. This is the same behavior that is expected for POSIX file descriptors that have not been closed. If the underlying real file system is unmounted with IMMEDIATE or FORCE, however, calls that are made with vnode tokens for files in that file system fail with an error code.

A file system is represented to a VFS server by a VFS token with the following characteristics:

- The VFS token represents a virtual file system (VFS). With NFS, for example, this corresponds to a client mount. The directory that is mounted becomes the root of this VFS.
- A VFS is a subset of some real mounted file system. VFS servers do not refer to the mounted file system directly.
- VFS tokens are obtained from `v_rpn()`, and they are never released.
- VFS tokens are used only with the `v_get()` function, which converts a file ID within a given VFS into a vnode token.
- All VFS tokens for VFSs that are contained within the same real mounted file system are the same.
- VFS tokens remain valid for as long as the underlying real file system is mounted.

After the underlying file system is unmounted, `v_get()` with the prior VFS token fails with an error code. This remains true even if the real file system is remounted.

Registration

A VFS server must register with z/OS UNIX by calling the `v_reg()` service.

`v_reg()` checks that the VFS server has appropriate privileges (is a superuser), and sets up support for the VFS callable services API.

The input to `v_reg()` is contained in the NREG structure and includes the name by which the VFS server is to be known.

For more information about the information that is passed during registration, see [Appendix D, “Interface structures for C language servers and clients,”](#) on page 461.

Mounting and unmounting

Servers do not physically mount file systems. NFS-style servers connect to the file hierarchy at the directory that their client has NFS mounted. They also access only those files that are in these NFS-mounted directories or lower in the hierarchy within the same physically mounted file system.

The Resolve Path Name service, `v_rpn()`, is called to implement an NFS mount. The input is the directory path name, as sent by the client. The primary output is a VFS token for the file system that the directory belongs to and the file ID (FID) of the directory. These represent a VFS and its root directory. With this information, the VFS server can access any file in the same file system at or under that directory in the hierarchy.

If several directories in the same real file system are mounted by NFS clients, the VFS server receives the same VFS token for each `v_rpn()` that is issued during those NFS mounts. This fact is not significant to the VFS server, which associates each VFS token that is obtained with the NFS mount that was performed. There should not be any concern for the physical mount structure that underlies the file hierarchy.

The path name that is passed to `v_rpn()` can be a regular file; in fact, determining whether it is a file or a directory can be the sole objective of the operation. Usually, though, the path name refers to a directory that serves as a base from which other files are accessed. This access involves path name resolution, which is explained in [“Resolving the pathname of a file or directory”](#) on page 246.

When a client NFS unmounts the directory, the VFS server can release whatever information it is maintaining about the mount. This includes releasing any cached vnode tokens. The VFS server does not have to inform z/OS UNIX or release the VFS token in any way.

Overview of NFS processing

To understand how the VFS callable services API is used, you need to understand the typical sequence of operations for a network file system (NFS) server.

There are three major interactions between an NFS client and its NFS server:

1. Mounting a path name
2. Resolving the path name of a file or directory
3. Accessing an individual file or directory

Mounting a path name

Initially, an end user at an NFS client mounts the path name of a directory that resides at the VFS server's system onto some mount point directory at the client. These mounts are often done automatically during the initialization of the user's workstation. The VFS server object that is mounted may be a regular file, rather than a directory, in which case information in [“Resolving the pathname of a file or directory”](#) on page 246 does not apply. This topic describes only mounting a directory at the VFS server. This directory is referred to as the "initial directory."

The flow for an "NFS mount" is as follows:

1. The initial directory path name is sent to the VFS server through the Mount remote procedure call (RPC).
2. `v_xpn()` is called by the VFS server to resolve the path name from the RPC into: a VFS token for the path name object's file system; a vnode token for the object itself; and the file ID (FID) of the object.
3. The VFS server builds a structure to represent and remember this mount operation.

A unique "mount key" is constructed and saved in the structure. This may be, for example, an index number into a mount table array or a timestamp. It is used later to find the mount structure.

The VFS token is saved in the mount structure.

4. An NFS file handle is constructed from the FID, mount key, and other control information that is specific to this VFS server.
5. Either the vnode token of the object is cached, or `v_rel()` is called to release it.
6. The file handle of the object is returned to the client.

After this exchange, the client has a file handle for the initial directory that was mounted. This file handle is saved and associated with the local mount point. All end user references to files at or below the local mount point now refer to files in the VFS server's file hierarchy that are at or below the initial directory.

Resolving the pathname of a file or directory

Subsequently, the client's user refers to a specific file by path name, and the path name is resolved locally, component by component, until an NFS mount point is reached.

The client then continues with the following process:

1. The lookup RPC is called with the initial directory file handle, which was saved with the NFS mount point, and the next name component of the path name, which is the name after the mount point name.
2. The VFS server uses the mount key from the file handle to find the related mount RPC structure where the VFS token from `v_xpn()` was saved.
3. `v_get()` is called with that VFS token and the FID from the file handle. This call returns the vnode token for the directory that is represented by the file handle. If the vnode token had been cached, this step could be skipped.
4. `v_lookup()` is called with that directory vnode token and the component name from the RPC. This call returns the named object's vnode token, FID, and attributes.
5. An NFS file handle for the named object is constructed from its FID, the mount key, and other control information that is specific to this VFS server.
6. `v_rel()` is called to release the directory vnode token.
7. `v_rel()` is called to release the named object's vnode token.
8. The file handle and attributes of the object are returned to the client.
9. At the client the file handle represents the named object that was just looked up. The object's path name is equal to that part of the original path name that has been resolved so far. From the attributes that are returned, the client can tell what type of file the object is:
 - If it is a symbolic link, the readlink RPC is called to retrieve the link's contents.
 - If it is a directory, and there are more name components of the path name to be resolved, the client moves on to the next name component and calls the lookup RPC with that name and the file handle that was just returned.
10. The VFS server continues with step "2" on page 246, and this loop continues iteratively through each name component of the remaining path name string.

Note: This processing does not generally cross real mount points at the server. If a particular directory encountered during these lookups has been mounted on, lookups in that directory return files from that directory, not from the directory that was mounted over it. As a consequence, all files that are obtained

from a given initial directory are in the same real mounted file system. This also means that an NFS client's view of the file hierarchy is different from that of a local user. NFS clients can see "underneath" real mount points that are reachable from the directories they have NFS-mounted. This is usually of no consequence, because most mount-point directories are empty. Refer to [“v_lookup \(BPX1VLK, BPX4VLK\) — Look up a file or directory”](#) on page 293 for a way to override this behavior.

After a path name has been fully resolved to the file handle of an object in the VFS server's file hierarchy, the client can use that handle on later RPC requests to perform a specific function against that object. For example:

- If the user program does an `open()` and `read()` on a file, the client resolves the open's pathname and uses the file handle to satisfy the read by issuing a read RPC.
- For a `mkdir()`, the path name is resolved up to the last name component, yielding the file handle of the parent directory in which the new directory is to be defined. The `make_dir` RPC is then called with this file handle and the last name component of the original path name.
- For a `stat()`, the path name is resolved to its end, and the file handle is used on a `get_attributes` RPC.
- The lookups and readlinks that are involved with path name resolution itself are also examples of the use of a file handle for specific operations against the directory that is represented by the handle.

Accessing an individual file or directory

After an object's file handle is available, the flow for a functional request is as follows:

1. The functional RPC is called with the object's file handle and other parameters that are specific to this function.
2. The VFS server uses the mount key from the file handle to find the related mount RPC structure in which the VFS token from `v_xpn()` was saved.
3. `v_get()` is called with that VFS token and the FID from the file handle. This returns the vnode token for the object that is represented by the file handle.
4. The appropriate VFS callable services API function is called to perform the operation that is requested by the RPC. The parameters of the call include the object's vnode token, from step [“3”](#) on page 247, and the other parameters that are specific to this function.
5. `v_rel()` is called to release the object's vnode token.
6. The data or results of the function are returned to the client.

So long as the client has cached a file handle, the pathname resolution process does not have to be repeated, and files and directories can be immediately accessed by their handle. In particular, this simpler flow would be used for all reads and writes against an open file, since the client can save the file handle with the open structures.

Note:

1. If the VFS server keeps enough state information, the `v_get()`-`v_rel()` pairs can be skipped by caching the vnode token that is used on a sequence of inbound RPC requests. Because NFS clients do not inform their servers when they are finished with a file handle, a server that is caching vnode tokens must eventually clean them up by calling `v_rel()`, after an inactivity timeout or with some other reclamation algorithm.
2. `v_xpn()` is the only VFS callable services API function that takes a path name for the file it acts upon.

Capabilities and restrictions for Version 4 NFS server processing in a sysplex environment

Starting with z/OS V1R7, z/OS UNIX supports Version 4 NFS server protocols. This support includes new `v_open()` and `v_close()` callable services, including support for file sharing semantics (share reservations), and enhanced lock control interfaces and functionality (provided by the `v_lockctl()` callable service).

The following capabilities and restrictions apply to Version 4 NFS server processing in a sysplex environment:

- To open a file with share reservations, the file must be owned by a system at the z/OS V1R7 level or higher. The following applies to files that are owned by remote systems:
 - If a file is owned by a remote system that supports share reservations, they will be enforced at the owning system for all open requests within the sysplex. At the owning system, an open request from a down-level remote system behaves just like a local open request.
 - If a file is owned by a remote system that does not support share reservations, the `v_open()` fails with return code EOPNOTSUPP, reason code JrNoShrsAtOwner. Move the file system to a sysplex member that supports share reservations.
- A file system that has active share reservations on any of its files can be moved to another system that supports share reservations and those share reservations will move with the files and continue to be enforced at the new owning system.

A file system cannot be moved to a down-level system while there are active share reservations on any file in that file system. Any attempt to do so will fail with return code EINVAL, reason code JrCantMoveShares. Either move the file system to a sysplex member that does support share reservations, stop the NFS client applications that are holding share reservations on the files, or wait for those applications to complete.

- When share reservations exist on files that are owned by a remote system and that system crashes, the following occurs:
 - If the file system is taken over by another system that supports share reservations, the reservations will be reestablished and enforced at the new owning system.
 - If the file system is taken over by another system that does not support share reservations, the share reservations can no longer be enforced. The open tokens for the affected files will be invalidated and subsequent operations with those open tokens will be rejected with return code EIO, reason code JrShrsLost. Move the file system to a sysplex member that supports share reservations; the files can then be reopened as they were before.

Note: You can use the AUTOMOVE parameter on the MOUNT command to restrict such takeovers only to systems that support share reservations.

- When a file system is owned by a remote system that does not support the Version 4 NFS server protocols, the following restrictions apply:
 - Enhanced blocker information is not available when a byte range lock request cannot be granted. In such a case, the output BRLM_Rangelock structure will contain zeros.
 - The new purge locks interfaces are not supported unless the masks map to the old functionality—that is, all clients and threads or all threads at a client. TID subsetting cannot be used.
 - The UnLoadLocks function is not supported.

NFS file handles

The VFS callable services API is designed to be used with NFS, and NFS uses file handles to represent files. Two advantages of NFS file handles over path names are that they are a smaller fixed length (usually 32 bytes long), and that they always refer to the same file object even if that object is renamed or if it is deleted and the path name reused for another object. In the latter case, references to the file handle fail, but this is the desired result.

An NFS file handle contains two pieces of information that are needed to convert the handle back to a file. These are the file system in which the file resides and its identifier (FID) within that file system. The FID values, which are generated by PFSs that own the data, are unique within a file system, persistent, and never reused. File systems, however, do not have a persistent and dedicated identifier that can be used in an NFS file handle.

An NFS client expects file handles to be valid for as long as the corresponding VFS server object exists. To support their validity over system or VFS server restarts, the VFS server must maintain a disk file,

or database, that retains some information about the NFS mounts that have been performed. With this database, the VFS server can create unique and persistent file system identifiers to be placed in the file handles along with the file's FID. This file system identifier is called a "mount key", and the following process makes it unique and persistent:

1. On each mount RPC, a unique "mount key" is generated. This can be, for example, an index into a mount table or a timestamp.

The mount key can be reused after the client issues an unmount RPC. Presumably the client will not be using old file handles from directories that it has unmounted.

The initial directory path name from the RPC and the mount key are saved on disk. The file system name and directory FID are also saved.

A mount structure is built to hold the mount key and VFS token. With the mount key the VFS server is able to find the mount structure and extract the VFS token.

2. Each file handle that is constructed contains the file's FID and the mount key for the mount RPC under which the file resides.
3. Each time the VFS server is started, it reads the mount file and rebuilds the corresponding mount structures with their saved mount keys.

`v_rpn()` is called, with the saved path name, to get a new VFS token, which is saved in the new mount structure.

At this point the VFS server has re-created the mount state it had before the system was restarted, and it can field inbound RPCs and process their file handles.

4. With an old file handle the VFS server can find the new mount structure, since the mount key has not changed and the new VFS token is used on the subsequent call to `v_get()`.

A mount RPC refers to a specific initial directory, which, when the RPC arrived, was known by the path name that is included with the RPC. That specific directory can be renamed or deleted and the path name reused for another directory. If this happens, the `v_rpn()` that is issued by a VFS server after it restarts yields the VFS token and FID of a different directory. In this case, the same file handle used by a client before and after the VFS server restart refers to two different objects!

To help detect this situation, `v_rpn()` returns additional information about the real mounted file system that the initial directory belongs to. This includes the FILESYSTEM name used on the real mount command. By saving this name and the FID of the initial directory, along with the path name and mount key, the VFS server can validate the output of `v_rpn()` after a restart.

After a restart `v_rpn()`, the old and new FIDs are compared to catch situations in which the path name has been reused within the same real file system. The old and new FILESYSTEM names are compared in order to catch instances in which the path name was reused across real file systems and happens to refer to an object with the same FID within the new file system. Getting the same FID is not so uncommon; because FIDs are usually generated sequentially, the local root of every real file system, for example, tends to have the same FID.

This scheme requires that the FILESYSTEM name not be reused for another file system, but this is somewhat easier to control. Generally, mount commands are issued only from the BPXPRMxx parmlib member that was used to start z/OS UNIX, or by a small set of people with special authorization. For zFS file systems, also, the FILESYSTEM name is the name of an MVS data set. Controls can be placed over who is able to rename or delete these data sets, and they cannot be renamed or deleted by anyone while they are mounted.

Reading and writing

When reading and writing to files, the VFS server is responsible for maintaining file position and for having access checks performed.

Each call to `v_rdwr()` must specify:

- The file offset from which the operation is to start. This differs from the POSIX API, where the LFS maintains a file cursor.

- Whether security access checks are to be performed. If the VFS server maintains sufficient state information to associate a sequence of reads and writes from the same end user, it can limit these access checks to that end user's first reference, thus improving performance.

Additionally, the VFS server may request a "sync on write", which forces the current write, and all previously written data, to be saved to disk before `v_rdwrt()` returns.

Reading directories

To optimize directory reading, `v_readdir()` is designed to return as many entries as possible on each call.

The VFS server must maintain directory positioning if more than one call must be made to read an entire directory, and this topic describes positioning:

The `v_readdir()` output buffer is mapped by the `DIRENT` structure, and its format is defined as follows:

- The buffer contains a variable number of variable-length directory entries. Only full entries are placed in the buffer, up to the buffer size specified, and the number of entries is returned on the interface.
- Each directory entry that is returned in the buffer has the following format:
 1. 2-byte `Entry_length`. This length field includes itself.
 2. 2-byte `Name_length`, which is the length of the following `Member_name` subfield.
 3. `Member_name`. A character field of length `Name_length`. This name is not null-terminated.
 4. File-system-specific data. If $(\text{Name_length} + 4) = \text{Entry_length}$, this field is not present. Whenever the field is present, however, it starts with the file's serial number, `st_ino`, in 4 bytes. This field is not part of POSIX, but it is supported for special-use programs that are dealing with particular file systems that they know about.
- The entries can be packed together, and the length fields are not aligned on any particular boundary.

An example of an entry for the name `abc` would be `X'0007 0003 818283'` or `X'000B 0003 818283 00001234'` with a file serial number of `X'1234'` also returned.

Entries for `"."` and `".."` may or may not be returned by the PFS that owns the directory.

In order for successive calls to `v_readdir()` to proceed through a directory from the point at which the last one left off, the VFS server must specify the directory position at which the operation is to start. There are two different ways this can be done:

- **Cursor technique.** The cursor that is returned in the `UIO` contains PFS-specific information that locates the next directory entry. The VFS server is required to preserve the `UIO` cursor and the entire output buffer from the last `v_readdir()`, and present both of these on the next `v_readdir()`.

The PFS may use the cursor as an offset into a simple linear directory file, ignoring the buffer; or it may use it as an offset into the previous output buffer of the last entry returned. The latter approach is used by a PFS with a tree-structured directory, where the previous entry name is used as a key to search for the next entry. That is, the last returned name, a 1-to-255-byte-long text string, is really the "cursor" for the directory position.

- **Index technique.** The index that is set in the `UIO` by the VFS server determines which entry to start reading from. To read through a directory, the VFS server starts at one and maintains the index by adding the number of entries that are returned to the previous index. The directory is treated as a one-based array, where the first entry has index 1, the second entry has index 2, and so on.

This technique is slower than the cursor technique, but it is useful when a VFS server does not maintain state information from one call to the next. The index can be passed back to the client, who must return it with the next request to continue reading the same directory for a particular end user.

The `UIO` contains both the cursor and the index fields that are used with these continuation techniques. The interpretation of these two fields is summarized in the following table:

The index and cursor fields are listed, along with the related actions.		
Index	Cursor	Action
0	0	Start reading from the first entry.
0	M	Use the cursor value to resume reading.
N	0	Start reading from entry N.
N	M	Start reading from entry N.

Note: 0=zero; N and M are nonzero values.

A nonzero index overrides the cursor; when both are zero, reading starts from the front of the directory.

The end of the directory stream is indicated in two different ways:

- A Return_value of 0 entries is returned. This happens when the previous `v_readdir()` exhausted the directory.
- A null name entry is returned as the last entry in the output buffer. A null name entry has an Entry_length of 4 and a Name_length of 0—that is, `X'00040000'`.

This happens when the current `v_readdir()` exhausts the directory and there are at least 4 bytes left in the output buffer.

The Move With Destination Key machine instruction or the `osi_copyout` or `osi_uiomove` services must be used to write to the user's buffer.

The end of the directory stream is indicated by the PFS in two different ways:

- A Return_value of 0 entries is returned. This must be supported by the PFS for cases in which a `vn_readdir` is issued and the position is already at the end of the directory.
- A null name entry is returned in the output buffer. A null name entry has an Entry_length of 4 and a Name_length of 0—for example, `X'00040000'`.

This would be the last entry in the buffer, when the directory end has been encountered on a call and there are at least 4 bytes left in the buffer.

A PFS that supports this indicator helps the caller to run faster. A small directory may be read in only one operation, because the caller can detect that a second call is unnecessary.

Note: POSIX allows `open()` and `read()` from a directory, but it only specifies that these operations do not fail with an error. The PFS cannot tell whether a `vn_open` is from an `open()` or from an `opendir()`, but `read()` results in a `vn_rdw` while `readdir()` results in a `vn_readdir`. The PFS is free to support `vn_rdw` as a traditional UNIX system would, or to just return zero bytes on every operation. *X/Open Portability Guide, Version 4, Issue 2* allows the `EISDIR` error to be returned for `read()`. The LFS ensures that only reading is allowed.

Getting and setting attributes

A file's attributes are returned by the `v_getattr()` function. Many of the other VFS callable services API functions also return file attributes as a performance enhancement, since attributes are often requested in conjunction with those functions.

A file's attributes are changed with the `v_setattr()` function. A set of "change bits" are used on this interface, and the VFS server specifies exactly which attributes are being updated, along with the new values for those attributes.

Comparing the VFS server and PFS interfaces

Certain traditional VFS or vnode functions are missing from the VFS callable services API. In particular, the set of functions in the VFS callable services API does not match the set of file-related operations in the PFS interface.

Some of these missing functions are not generally used by an NFS-style VFS server, and some of them are implemented in other ways, as explained in the following list.

truncate

A file can be truncated with `v_setattr()`, specifying the desired file size.

sync

A file can be synchronized, or saved to disk, with `v_rdwrt()`. Specify write, a length of 0, and sync-on-write.

open or close

NFS-style VFS servers do not use these operations. To maintain the performance characteristics of an open-close protocol, the VFS server can limit access checks to an end user's first reference to a particular file.

inactivate

`v_rel()` is functionally equivalent for a VFS server to the `vn_inactive` operation for a PFS.

mount or unmount

The `v_rpn()` function implements an NFS-style mount, and these are not explicitly unmounted.

vfs_fid

A file's FID is part of the ATTR structure, so it can be obtained with the `v_getattr()` function. The ATTR is returned on the operations where a FID would usually be needed, so a VFS server generally does not have to explicitly convert vnodes into FIDs.

vfs_root

An NFS-style server does not do real mounts, so it does not need to find the root of a real mounted file system. `v_rpn()` returns the root of a VFS server's VFS.

check access

A VFS server does not explicitly check to see if its end user has permission to access a file; instead, it assumes the user's identity and makes the file reference under that authority.

Chapter 5. VFS callable services application programming interface

This topic describes the syntax of each of the VFS callable services. The services are arranged in alphabetic order. Sample invocations of each service are in [Appendix C, “Callable services examples,”](#) on page 449.

Syntax conventions for the VFS callable services

A callable service is a programming interface that uses the CALL macro to access system services. To code a callable service, code the CALL macro followed by the name of the callable service and a parameter list. A syntax diagram for a callable service follows.

```
CALL Service_name, (Parm_1,  
                   Parm_2,  
                   .  
                   .  
                   Return_value,  
                   Return_code,  
                   Reason_code)
```

This format does not show the assembler column dependence (columns 1, 10, 16, and 72) or parameter list options (VL and MF). The exact syntax is shown in the examples in [Appendix C, “Callable services examples,”](#) on page 449.

When you code a callable service:

- You must code all the parameters in the parameter list, because parameters are positional in a callable service interface. That is, the function of each parameter is determined by its position with respect to the other parameters in the list. Omitting a parameter, therefore, assigns the omitted parameter's function to the next parameter in the list.
- You must place values explicitly into all supplied parameters, because callable services do not set defaults.

Elements of callable services syntax

The following paragraphs describe the standard elements that are contained in the callable services reference pages in this information unit.

CALL

CALL is the assembler macro that transfers control and passes a parameter list.

Service_name

The name that assembler understands is the name of a module in the form BPX1xxx, where xxx is a three-character symbol unique to the service. AMODE 64 callers use the form BPX4xxx.

Modules are invoked in one of the following ways:

- A program can load a module first and then branch to the address where it was loaded.
- When you are link-editing a program, you can link to the linkage stub. The program can issue a call.
- You can include in the code the system control offset to the callable service. See [Appendix A, “System control offsets to callable services,”](#) on page 419 for information about how to use this linkage.

Parm parameters

Parm_1, Parm_2, and so on are placeholders for variables that may be part of a service's syntax.

Return_value

The Return_value parameter is a common parameter for many callable services. It indicates the success or failure of the service. If the callable service fails, it returns -1 in Return_value. For most successful calls to z/OS UNIX services, the return value is set to 0. If the request is not successful, -1 is returned.

Return_code

The Return_code parameter is referred to as the *errno* in the POSIX C interface. The Return_code is returned only if the service fails.

In the callable service description, some of the possible return codes are listed for services that have return codes. The return codes are described in each service if they help describe its function.

Reason codes are listed with the return codes they describe.

For a list of the return codes and their descriptions, see [Return codes \(errno\)](#) in *z/OS UNIX System Services Messages and Codes*.

Some Return_code values may occur for any callable service: the ones that are unique to z/OS UNIX. They are not always listed under each callable service. For a description of these return codes, see *z/OS UNIX System Services Messages and Codes*.

Reason_code

The Reason_code parameter usually accompanies the Return_code value when the callable service fails. It further defines the return code. Reason codes do not have a POSIX equivalent.

[Reason codes](#) in *z/OS UNIX System Services Messages and Codes* lists all the reason codes with their descriptions, both alphabetically by name and numerically by value. The value is the lower half of the reason code.

Other subjects related to callable services

See [Invocation details for callable services](#) in *z/OS UNIX System Services Programming: Assembler Callable Services Reference* for a discussion of other subjects related to callable services, such as:

- How to invoke them
- Their linkage conventions
- Reentrant versus nonreentrant coding
- Environmental restrictions
- Abnormal end conditions
- Authorization

Considerations for servers written in C

The BPXYVFSI header file in [Appendix D, "Interface structures for C language servers and clients,"](#) on [page 461](#) contains prototypes and linkage macros for all the callable services in this topic. With this header, you can call each service using the v_name that is shown in the title, and you will not have to linkit your program with the linkage stubs.

This header also contains definitions for all structures, parameters, and constants that are used on the interface.

The calling parameters are the same for C and assembler, but the call format follows C syntax. For example, the call statement for creating a file would look like this:


```
v_create(directory_vnode_token, &oss, name_length, name, sizeof(ATTR),
         attribute_structure, &file_vnode_token, &return_value, &return_code,;
         &reason_code);
```

v_access (BPX1VAC, BPX4VAC) – Check file accessibility

Function

The v_access service verifies that the caller has the requested access permissions to the object that is represented by Vnode_token.

Requirements

Operation	Environment
Authorization	Supervisor state or problem state, any PSW key
Dispatchable unit mode	Task
Cross memory mode	PASN = HASN
AMODE (BPX1VAC)	31-bit
AMODE (BPX4VAC)	64-bit
ASC mode	Primary mode
Interrupt status	Enabled for interrupts
Locks	Unlocked
Control parameters	All parameters must be addressable by the caller and in the primary address space.

Format

```
CALL BPX1VAC, (Vnode_token,
               OSS,
               Mode,
               Return_value,
               Return_code,
               Reason_code)
```

AMODE 64 callers use BPX4VAC with the same parameters.

Parameters

Vnode_token

Supplied parameter

Type

Token

Length

8 bytes

The name of an 8-byte area that contains a vnode token that represents the file or directory.

OSS

Supplied and returned parameter

Type

Structure

Length

OSS#LENGTH (from the BPXYOSS macro)

The name of an area that contains operating-system-specific parameters. This area is mapped by the BPXYOSS macro (see [“BPXYOSS — Specific information for the Map operating system”](#) on page 438).

Mode

Supplied parameter

Type

Integer

Length

Fullword

The name of a fullword that contains the permissions to be checked. This area is mapped by the BPXYMODE macro. For information about the BPXYMODE macro, see [BPXYMODE — Map the mode constants of the file services](#) in *z/OS UNIX System Services Programming: Assembler Callable Services Reference*.

The read, write, and execute permissions that are to be checked are set in the Owner permission bits of the Mode (the S_IRUSR, S_IWUSR and S_IXUSR bits).

Return_value

Returned parameter

Type

Integer

Length

Fullword

The name of a fullword in which the v_access service returns the results of the access check.

When the request is successful, the permission bits that correspond to the caller's allowed access for each of the input mode bits are returned here. It is in the same format as the input Mode parameter and is therefore a subset of the input Mode bits.

If the request is not successful, -1 is returned.

Return_code

Returned parameter

Type

Integer

Length

Fullword

The name of a fullword in which the v_access service stores the return code. The v_access service returns Return_code only if Return_value is -1. For a complete list of possible return code values, see [Return codes \(errno\)](#) in *z/OS UNIX System Services Messages and Codes*. The v_access service can return the following value in the Return_code parameter:

Return_code	Explanation
EINVAL	Parameter error; something other than the Owner's permission bits were set.

Reason_code

Returned parameter

Type

Integer

Length

Fullword

The name of a fullword in which the v_access service stores the reason code. The v_access service returns a Reason_code only if Return_value is -1. Reason_code further qualifies the Return_code value. For a list of reason codes, see [Reason codes](#) in *z/OS UNIX System Services Messages and Codes*.

Usage notes

1. This service is similar to the `access()` function, but the return of information is handled differently, as follows:

0

Access is denied for all of the bits that were on in the Mode parameter.

Greater than zero

The permissible access is represented by the nonzero bits that are returned here.

-1

The service has failed for some reason other than an access failure.

2. The caller's real UID and real GID are used to check for the access that is requested.
3. All access is allowed to symbolic link files, regardless of the file's mode setting. This does not imply anything about whether access to the file that is pointed to by the symbolic link would be granted.
4. The setting of the `AttrLP64times` bit in the `BPXYATT` structure, and not the `AMODE` of the caller, determines whether 4-byte or 8-byte time fields are used.

Related services

- [“v_reg \(BPX1VRG, BPX4VRG\) — Register a process as a server ” on page 321](#)

Characteristics and restrictions

A process must be registered as a server before it can invoke the `v_access` service; see [“v_reg \(BPX1VRG, BPX4VRG\) — Register a process as a server ” on page 321](#).

v_close (BPX1VCL, BPX4VCL) — Close a file

Function

The `v_close` service closes a previous open created by `v_open`. This frees the open token and removes all state information associated with the `v_open`.

Requirements

Operation	Environment
Authorization:	Supervisor state or problem state, any PSW key
Dispatchable unit mode:	Task
Cross memory mode:	PASN = HASN
AMODE (BPX1VCL):	31-bit
AMODE (BPX4VCL):	64-bit
ASC mode:	Primary mode
Interrupt status:	Enabled for interrupts
Locks:	Unlocked
Control parameters:	All parameters must be addressable by the caller and in the primary address space.

Format

```
CALL BPX1VCL,(Vnode_token,
              OSS,
              Open_Token,
              Return_value,
              Return_code,
              Reason_code)
```

AMODE 64 callers use BPX4VCL with the same parameters.

Parameters**Vnode_token**

Supplied parameter

Type:

Token

Length:

8 bytes

The name of an 8-byte area that contains a vnode token that represents the file that was previously opened by v_open.

OSS

Supplied and returned parameter

Type:

Structure

Length:

OSS#LENGTH (from the BPXYOSS macro)

The name of an area that contains operating system specific parameters. This area is mapped by the BPXYOSS macro (see [“BPXYOSS – Specific information for the Map operating system”](#) on page 438).

Open_Token

Supplied parameter

Type:

Token

Length:

8 bytes

The name of an 8-byte area that holds the open token returned by a prior call to v_open.

Return_value

Returned parameter

Type:

Integer

Length:

Fullword

The name of a fullword in which the v_close service returns 0 if the request is successful, or -1 if it is not successful.

Return_code

Returned parameter

Type:

Integer

Length:

Fullword

The name of a fullword in which the v_close service stores the return code. The v_close service returns Return_code only if the Return_value is -1. See *z/OS UNIX System Services Messages and Codes* for a complete list of possible return code values. The v_open service can return one of the following values in the Return_code parameter:

Return_code	Explanation
EINVAL	Parameter error; for example, the vnode token has been released or one of the token parameters does not contain a valid token value.
ESTALE	The open token is stale or already closed.
EAGAIN	The open token is currently in use by another thread in this process.

Reason_code

Returned parameter

Type:

Integer

Length:

Fullword

The name of a fullword in which the v_close service stores the reason code. The v_close service returns a Reason_code only if Return_value is -1. Reason_code further qualifies the Return_code value. For a list of reason codes, see *Reason codes* in *z/OS UNIX System Services Messages and Codes*.

Usage notes

1. The v_close service frees the open token represented by Open-Token and releases all state information associated with it. This includes share reservations and byte range locks associated with the open instance.
2. Byte range locks are not associated with open tokens that are created with OPEN_NLM_SHR, so v_close will not release these. They must be explicitly released with the v_lockctl service.
3. In accordance with POSIX rules, when v_close releases byte range locks on a file, all locks owned by the open owner are also released—even those obtained by this open owner using other open tokens. Also, for any lock owner who is not the open owner but who is specified on a v_lockctl call using this open token, all of the locks on the file that are owned by that lock owner will be released.
4. When v_close releases pending asynchronous byte range locks, the request completion signal will be sent and the lock request will complete with an ECANCELED error.

Note: There is a race condition with the lock request completing normally just before the v_close is issued and, in this case, the lock request will successfully complete but the lock will have been released. This is similar to the case where one thread obtains a byte range lock on a file and another thread closes that file before the first thread has had a chance to use the lock.

5. If any other thread is currently issuing a call (such as v_rdw) using the same open token that v_close is attempting to close, the v_close will fail with an EAGAIN error.
6. The v_rel service implicitly calls v_close for any open token that is associated with the vnode token that is being released.

Related services

- [“v_open \(BPX1VOP, BPX4VOP\) — Open or create a file” on page 301](#)
- [“v_reg \(BPX1VRG, BPX4VRG\) — Register a process as a server ” on page 321](#)
- [“v_rel \(BPX1VRL, BPX4VRL\) — Release a vnode token ” on page 324](#)

Characteristics and restrictions

A process must be registered as a server before the v_open service is permitted; see [“v_reg \(BPX1VRG, BPX4VRG\) — Register a process as a server”](#) on page 321.

v_create (BPX1VCR, BPX4VCR) — Create a file

Function

The v_create service creates a new file in the directory that is represented by Directory_vnode_token. The file can be a regular, FIFO, or character special file. The input Attr is used to define the attributes of the new file. A token that represents the new file is returned in File_vnode_token.

Requirements

Operation	Environment
Authorization:	Supervisor state or problem state, any PSW key
Dispatchable unit mode:	Task
Cross memory mode:	PASN = HASN
AMODE (BPX1VCR):	31-bit
AMODE (BPX4VCR):	64-bit
ASC mode:	Primary mode
Interrupt status:	Enabled for interrupts
Locks:	Unlocked
Control parameters:	All parameters must be addressable by the caller and in the primary address space.

Format

```
CALL BPX1VCR,(Directory_vnode_token,
              OSS,
              Name_length,
              Name,
              Attr_length,
              Attr,
              File_vnode_token,
              Return_value,
              Return_code,
              Reason_code)
```

AMODE 64 callers use BPX4VCR with the same parameters.

Parameters

Directory_vnode_token

Supplied parameter

Type:

Token

Length:

8 bytes

The name of an 8-byte area that contains a vnode token that represents the directory in which the v_create service creates the new file that is named in the Name parameter.

OSS

Supplied and returned parameter

Type:

Structure

Length:

OSS#LENGTH (from the BPXYOSS macro)

The name of an area that contains operating-system-specific parameters. This area is mapped by the BPXYOSS macro (see [“BPXYOSS — Specific information for the Map operating system”](#) on page 438).

Name_length

Supplied parameter

Type:

Integer

Length:

Fullword

The name of a fullword that contains the length of the filename that is to be created. The name can be up to 255 bytes long.

Name

Supplied parameter

Type:

Character string

Length:

Specified by Name_length parameter

The name of an area, of length Name_length, that contains the filename that is to be created. It must not contain null characters (X'00').

Attr_length

Supplied parameter

Type:

Integer

Length:

Fullword

The name of a fullword that contains the length of the area that is passed in the Attr parameter. To determine the value of Attr_length, use the ATTR structure (see [“BPXYATTR — Map file attributes for v_ system calls”](#) on page 429).

Attr

Supplied and returned parameter

Type:

Structure

Length:

Specified by the Attr_length parameter

The name of an area, of length Attr_length, that is to be used by the v_create service to set the attributes of the file that is to be created. The attributes of the file that is created are also returned in this area. This area is mapped by the ATTR structure (see [“BPXYATTR — Map file attributes for v_ system calls”](#) on page 429).

File_vnode_token

Returned parameter

Type:

Token

Length:

8 bytes

The name of an 8-byte area in which the v_create service returns a Vnode_token of the file created.

Return_value

Returned parameter

Type:

Integer

Length:

Fullword

The name of a fullword where the v_create service returns 0 if the request is successful, or -1 if it is not successful.

Return_code

Returned parameter

Type:

Integer

Length:

Fullword

The name of a fullword in which the v_create service stores the return code. The v_create service returns Return_code only if Return_value is -1. For a complete list of supported return codes, see [Return codes \(errno\)](#) in *z/OS UNIX System Services Messages and Codes*. The v_create service can return one of the following values in the Return_code parameter:

Return_code	Explanation
EACCES	The calling process does not have permission to write in the directory that was specified.
EEXIST	The named file exists.
EFBIG	The file size limit for the process is set to zero, which means files cannot be created.
EINVAL	Parameter error; for example, a supplied area was too small. The following reason codes can accompany the return code: JRSmallAttr, JRInvalidAttr, JrNoName, JrNullInPath, JRVTokenFreed, JRWrongPID, JRStaleVnodeTok, JRInvalidVnodeTok, JRInvalidOSS.
EMFILE	The maximum number of vnode tokens have been created.
ENAMETOOLONG	The name is longer than 255 characters.
ENFILE	An error occurred while storage was being obtained for a vnode token.
ENOTDIR	The supplied token did not represent a directory.
EPERM	The operation is not permitted. The caller of the service is not registered as a server.
EROFS	The Directory_vnode_token is a file on a read-only file system.

Reason_code

Returned parameter

Type:

Integer

Length:

Fullword

The name of a fullword in which the v_create service stores the reason code. The v_create service returns a Reason_code only if Return_value is -1. Reason_code further qualifies the Return_code value.

Usage notes

1. The following ATTR fields are provided by the caller:

Attr.at_hdr.cbid

Contains Attr#ID (from the ATTR structure).

AttrLen

Specifies the length of the ATTR structure.

AttrMode

Specifies the file mode permission bits. For the mapping of this field, see [Mapping macros](#) in *z/OS UNIX System Services Programming: Assembler Callable Services Reference*.

AttrType

Specifies the file type: regular, FIFO, or character special. For the mapping of this field, see [Mapping macros](#) in *z/OS UNIX System Services Programming: Assembler Callable Services Reference*.

AttrMajorNumber

Specifies the major number for character special files.

AttrMinorNumber

Specifies the minor number for character special files.

AttrCVerSet

Indicates whether the Creation Verifier (AttrCVer) is present.

AttrCVer

Specifies the Creation Verifier for the file. When the AttrCVerSet bit is on and the create is successful, the PFS saves the Creation Verifier, and the server can retrieve it with v_lookup. The Creation Verifier allows the server to determine whether a v_create that returns EEXIST should be considered successful or not. If AttrCVerSet is on, AttrCVer is returned, and the server can compare the file's Creation Verifier with the input Creation Verifier on the v_create. If they are the same, it considers the v_create successful; that is, it is a duplicate of an earlier successful request.

Other fields in the ATTR area should be set to zeros.

2. If the file that is named in the Name parameter exists, the v_create service returns a failing return code, and no File_vnode_token is returned.
3. Vnode tokens that are returned by the v_create service are not inherited across a fork callable service.
4. The caller is responsible for freeing vnode tokens that are returned by the v_create service by calling to the v_rel service when they are no longer needed.
5. If the file size limit for the process is set to zero, files cannot be created and file creation fails with EFBIG.
6. The value set by umask () for the process does not affect the setting of the mode permission bits.

Related services

- [“v_reg \(BPX1VRG, BPX4VRG\) — Register a process as a server ” on page 321](#)
- [“v_rel \(BPX1VRL, BPX4VRL\) — Release a vnode token ” on page 324](#)

Characteristics and restrictions

A process must be registered as a server before the v_create service is permitted; see [“v_reg \(BPX1VRG, BPX4VRG\) — Register a process as a server ” on page 321](#).

Examples

For an example using this callable service, see [“BPX1VCR, BPX4VCR \(v_create\)”](#) on page 449.

v_export (BPX1VEX, BPX4VEX) – Export a file system

Function

The v_export service controls whether a file system is being exported by the server that makes this call. Both local and remote access to this file system are controlled by the server while it is being exported.

Requirements**Operation**

Authorization

Dispatchable unit mode

Cross memory mode

AMODE (BPX1VEX)

AMODE (BPX4VEX)

ASC mode

Interrupt status

Locks

Control parameters

Presentation

Supervisor state or problem state, any PSW key

Task

PASN = HASN

31-bit

64-bit

Primary mode

Enabled for interrupts

Unlocked

All parameters must be addressable by the caller and in the primary address space.

Format

```
CALL BPX1VEX,(OSS,
              Function,
              File_system_name,
              VFS_token,
              Vnode_token,
              Mnte_length,
              Mnte,
              Attr_length,
              Attr,
              Vol_Handle,
              Return_value,
              Return_code,
              Reason_code)
```

AMODE 64 callers use BPX4VEX with the same parameters.

Parameters**OSS**

Supplied and returned parameter

Type:

Structure

Length:

OSS#LENGTH (from the BPXYOSS macro)

The name of an area that contains operating-system-specific parameters. This area is mapped by the BPXYOSS macro (see [“BPXYOSS – Specific information for the Map operating system”](#) on page 438).

Function

Supplied parameter

Type:

Integer

Length:

Fullword

The name of a fullword that contains the function to perform:

1. Export the file system. This activates the server's control over the file system.
2. Unexport the file system. This deactivates the server's control over the file system.

File_system_name

Supplied parameter

Type

Character string

Length

44 bytes

The name of a 44-character field that identifies the file system that is to be exported or unexported. The name must be left-aligned and padded with blanks.

This is the name that is specified on the mount of the file system. It is an MVS data set name in uppercase letters without surrounding quotation marks.

VFS_token

Returned parameter

Type:

Token

Length:

8 bytes

The name of an 8-byte area in which the v_export service returns the VFS token of the file system.

Vnode_token

Returned parameter

Type

Token

Length

8 bytes

The name of an 8-byte area in which the v_export service returns a vnode token of the root of the file system.

Mnte_length

Supplied parameter

Type

Integer

Length

Fullword

The name of a fullword that contains the length of the area that is to be passed in the Mnte parameter.

The length of this area must be large enough to contain a mount entry header (MnteH) and one mount entry (Mnte). These fields are mapped by the BPXYMNTE macro. For more information about the macro, see [Mapping macros](#) in *z/OS UNIX System Services Programming: Assembler Callable Services Reference*.

Mnte

Returned parameter

Type

Structure

Length

Specified by the Mnte_length parameter

The name of an area, of length Mnte_length, in which the v_export service returns information about the file system. This area is mapped by the BPXYMNTE macro. For more information about the macro, see [Mapping macros in z/OS UNIX System Services Programming: Assembler Callable Services Reference](#).

Attr_length

Supplied parameter

Type

Integer

Length

Fullword

The name of a fullword that contains the length of the area that is to be passed in the Attr parameter. To determine the value of Attr_length, use the ATTR structure (see [“BPXYATTR — Map file attributes for v_ system calls ” on page 429](#)).

Attr

Returned parameter

Type

Structure

Length

Specified by the Attr_length parameter

The name of an area, of length Attr_length, in which the v_export service returns the file attribute structure for the root. This area is mapped by the ATTR structure (see [“BPXYATTR — Map file attributes for v_ system calls ” on page 429](#)).

Vol_Handle

Supplied parameter

Type

Token

Length

16 bytes

The name of a 16-byte area that is to be associated with the exported file system and passed to the exporter exit with each call that is related to this file system.

This parameter is not interpreted by the LFS.

Return_value

Returned parameter

Type

Integer

Length

Fullword

The name of a fullword in which the v_export service returns 0 if the request is successful, or -1 if it is not successful.

Return_code

Returned parameter

Type

Integer

Length

Fullword

The name of a fullword in which the v_export service stores the return code. The v_export service returns Return_code only if Return_value is -1. For a complete list of possible return code values, see [Return codes \(errno\)](#) in *z/OS UNIX System Services Messages and Codes*. The v_export service can return one of the following values in the Return_code parameter:

Return_code	Explanation
EINVAL	Parameter error; for example, the file system that is to be exported or unexported is not mounted or is a sysplex client; or one of the supplied areas was too small. The following reason codes can accompany the return code: JrFileSysNotThere, JrBadEntryCode, JrSmallAttr, JrSmallMnte, JrInvalidOSS, JRCantExpClient.
EBUSY	The file system that is to be unexported is not exported by this server.
EIO	The file system is being unmounted (JrQuiescing).
EAGAIN	The file system has been quiesced (JrQuiesced), or is being asynchronously mounted (JrAsynchMount).
EALREADY	The file system that is to be exported is already being exported; or the file system that is to be unexported is not currently exported.
EMFILE	The maximum number of vnode tokens have been created.
ENFILE	An error occurred while storage was being obtained for a vnode token.
EPERM	The operation is not permitted. The caller of the service is not registered as a file exporter.

Reason_code

Returned parameter

Type

Integer

Length

Fullword

The name of a fullword in which the v_export service stores the reason code. The v_export service returns a Reason_code only if Return_value is -1. Reason_code further qualifies the Return_code value. For a list of the reason codes, see [Reason codes](#) in *z/OS UNIX System Services Messages and Codes*.

Usage notes

1. Vnode tokens that are returned by the v_export service are not inherited across a fork callable service.
2. VFS tokens that are returned by the v_export service are inherited across a fork callable service.
3. The caller is responsible for freeing the vnode token that is returned by the v_export service, by calling the v_rel() service when it is no longer needed.
4. The v_export service is used to gain access to the file system for the server, and is similar to v_rpn() in this respect.

V_export(), though, also activates the server's control over local access through use of the exporter exit that is specified on v_reg(). V_export() acts against a whole mounted file system, while v_rpn() acts against the files underneath arbitrary directories.

5. The file system is quiesced before it is exported or unexported, and new requests against the file system are suspended while it is being quiesced. If there is a lot of activity against this file system, the v_export request might take some time to complete, and might cause noticeable pauses for the users.
6. The mount point pathname is not returned in the Mnte structure that is returned by v_export.
7. On a call to unexport a file system, the VFS_token, Vnode_token, Mnte, Attr, and Vol_Handle parameters are not significant, though they are syntactically required for the call. The Mnte_length and Attr_length fields can be specified as 0, in this case.
8. The exporter exit is called during an unexport to notify it about this event.
9. When a file system that is mounted with read/write access is shared within a sysplex, it can be exported if it is sysplex-unaware, but only from the sysplex server (owner) system. If it is mounted with read-only access, it can be exported from any system. Any attempts to remount a read-only file system that is exported on a non-owner system will fail. If a read-only file system is exported on the owner and then is remounted with read/write access, the remount will succeed and the file system will become sysplex-unaware after the remount. That is, the non-owner system is function-shipped in read/write mode to the owner system, where it is then exported. This process maintains the integrity of the file system. When the file system is remounted in read-only mode, it becomes sysplex-aware again and all systems will be locally mounted. Once a read-write file system has been exported at the file system sysplex server, it cannot be moved within the sysplex until it is unexported. Attempts to v_export a sysplex client file system are rejected with EINVAL/JrCantExpClient, and attempts to chmount (move) an already exported file system are rejected with EINVAL/JRIsExported.

Related services

- [“v_reg \(BPX1VRG, BPX4VRG\) — Register a process as a server ” on page 321](#)
- [“v_rel \(BPX1VRL, BPX4VRL\) — Release a vnode token ” on page 324](#)

Characteristics and restrictions

A process must be registered as a file exporter before the v_export service is permitted; see [“v_reg \(BPX1VRG, BPX4VRG\) — Register a process as a server ” on page 321](#).

v_fstatfs (BPX1VSF, BPX4VSF) — Return file system status

Function

The v_fstatfs service returns file system status for the file system that contains the file or directory that is represented by the supplied Vnode_token parameter.

Requirements

Operation	Environment
Authorization:	Supervisor state or problem state, any PSW key
Dispatchable unit mode:	Task
Cross memory mode:	PASN = HASN
AMODE (BPX1VSF):	31-bit
AMODE (BPX4VSF):	64-bit
ASC mode:	Primary mode
Interrupt status:	Enabled for interrupts
Locks:	Unlocked

Operation

Control parameters:

Environment

All parameters must be addressable by the caller and in the primary address space.

Format

```
CALL BPX1VSF, (Vnode_token,
               OSS,
               FsAttr_length,
               FsAttr,
               Return_value,
               Return_code,
               Reason_code)
```

AMODE 64 callers use BPX4VSF with the same parameters.

Parameters**Vnode_token**

Supplied parameter

Type:

Token

Length:

8 bytes

The name of an 8-byte area that contains a vnode token that represents a file or directory that is contained in the file system for which status is being requested.

OSS

Supplied and returned parameter

Type:

Structure

Length:

OSS#LENGTH (from the BPXYOSS macro)

The name of an area that contains operating-system-specific parameters. This area is mapped by the BPXYOSS macro (see [“BPXYOSS — Specific information for the Map operating system”](#) on page 438).

FsAttr_length

Supplied parameter

Type:

Integer

Length:

Fullword

The name of a fullword that contains the length of the area that is passed in the FsAttr parameter. To determine the value of FsAttr_length, use the BPXYSSTF macro. For more information about the BPXYSSTF macro, see [BPXYSSTF — Map response structure for file system status in z/OS UNIX System Services Programming: Assembler Callable Services Reference](#).

FsAttr

Returned parameter

Type:

Structure

Length:

Specified by the FsAttr_length parameter

The name of an area, of length FsAttr_length, in which the v_fstatfs service returns file system status information. This area is mapped by the BPXYSSTF macro. For more information about the BPXYSSTF

macro, see [BPXYSSTF — Map response structure for file system status in z/OS UNIX System Services Programming: Assembler Callable Services Reference](#).

Return_value

Returned parameter

Type:

Integer

Length:

Fullword

The name of a fullword in which the v_fstatfs service returns 0 if the request is successful, or -1 if it is not successful.

Return_code

Returned parameter

Type:

Integer

Length:

Fullword

The name of a fullword in which the v_fstatfs service stores the return code. The v_fstatfs service returns Return_code only if Return_value is -1. For a complete list of supported return codes, see [Return codes \(errno\) in z/OS UNIX System Services Messages and Codes](#). The v_fstatfs service can return one of the following values in the Return_code parameter:

Return_code	Explanation
EINVAL	Parameter error; for example, a supplied area was too small. The following reason codes can accompany the return code: JRSmallFsAttr , JRVTOKENFreed, JRWrongPID, JRStaleVnodeTok, JRInvalidVnodeTok, JRInvalidOSS.
EPERM	The operation is not permitted. The caller of the service is not registered as a server.

Reason_code

Returned parameter

Type:

Integer

Length:

Fullword

The name of a fullword in which the v_fstatfs service stores the reason code. The v_fstatfs service returns a Reason_code only if Return_value is -1. Reason_code further qualifies the Return_code value. For a list of reason codes, see [Reason codes in z/OS UNIX System Services Messages and Codes](#).

Usage notes

1. The supplied FsAttr structure must be at least SSTF#MINLEN (from the BPXYSSTF macro) bytes in length. The length of the structure is SSTF#LENGTH.
2. The input FsAttr structure length might not match the length that is supported by the file system. The file system returns the size that represents the amount of valid data in SSTFLEN.

Related services

- [“v_reg \(BPX1VRG, BPX4VRG\) — Register a process as a server ” on page 321](#)

Characteristics and restrictions

A process must be registered as a server before the v_fstatfs service is permitted; see [“v_reg \(BPX1VRG, BPX4VRG\) — Register a process as a server”](#) on page 321.

Examples

For an example using this callable service, see [“BPX1VSF, BPX4VSF \(v_fstatfs\)”](#) on page 450.

v_get (BPX1VGT, BPX4VGT) — Convert an FID to a vnode Token

Function

The v_get service returns a vnode token for the file or directory that is represented by the input FID within the mounted file system that is represented by the input VFS token.

Requirements

Operation

Authorization:

Dispatchable unit mode:

Cross memory mode:

AMODE (BPX1VGT):

AMODE (BPX4VGT):

ASC mode:

Interrupt status:

Locks:

Control parameters:

Environment

Supervisor state or problem state, any PSW key

Task

PASN = HASN

31-bit

64-bit

Primary mode

Enabled for interrupts

Unlocked

All parameters must be addressable by the caller and in the primary address space.

Format

```
CALL BPX1VGT, (VFS_token,
               OSS,
               FID,
               Vnode_token,
               Return_value,
               Return_code,
               Reason_code)
```

AMODE 64 callers use BPX4VGT with the same parameters.

Parameters

VFS_token

Supplied parameter

Type:

Token

Length:

8 bytes

The name of an 8-byte area that contains the VFS token for the mounted file system that contains the file or directory that is specified by the FID parameter. This token is obtained from the v_rpn callable service.

OSS

Supplied and returned parameter

Type:

Structure

Length:

OSS#LENGTH (from the BPXYOSS macro)

The name of an area that contains operating-system-specific parameters. This area is mapped by the BPXYOSS macro (see [“BPXYOSS — Specific information for the Map operating system”](#) on page 438).

FID

Supplied parameter

Type:

Token

Length:

8 bytes

The name of an 8-byte area that contains the file identifier of the file or directory for which a vnode token is to be returned. The FID for a file is contained in the attribute structure for the file in the AttrFid field; the ATTR structure describes the attribute structure.

Vnode_token

Returned parameter

Type:

Token

Length:

8 bytes

The name of an 8-byte area in which the v_get service returns a vnode token of the file or directory that is supplied in the FID parameter. The token is used to identify the file or directory to other callable services.

Return_value

Returned parameter

Type:

Integer

Length:

Fullword

The name of a fullword in which the v_get service returns 0 if the request completes successfully (the file or directory exists), or -1 if the request is not successful.

Return_code

Returned parameter

Type:

Integer

Length:

Fullword

The name of a fullword in which the v_get service stores the return code. The v_get service returns Return_code only if Return_value is -1. For a list of reason codes, see [Reason codes in z/OS UNIX System Services Messages and Codes](#). The v_get service can return one of the following values in the Return_code parameter:

Return_code

EINVAL

Explanation

Parameter error; for example, the VFS token parameter is obsolete. The following reason codes can accompany the return code: JRStaleVFSTok, JRInvalidOSS.

Return_code	Explanation
EMFILE	The maximum number of vnode tokens have been created.
ENFILE	An error occurred obtaining storage for a vnode token.
EPERM	The operation is not permitted. The caller of the service is not registered as a server.

Reason_code

Returned parameter

Type:

Integer

Length:

Fullword

The name of a fullword in which the v_get service stores the reason code. The v_get service returns Reason_code only if Return_value is -1. Reason_code further qualifies the Return_code value. For a list of reason codes, see [Reason codes](#) in *z/OS UNIX System Services Messages and Codes*.

Usage notes

1. The FID (file identifier) uniquely identifies a file in a particular mounted file system. For files associated with a physical DASD resource, the FID validly persists across mounting and unmounting of the file system, as well as z/OS UNIX re-IPLS. This distinguishes the FID from the vnode token, which relates to a file in active use, and whose validity persists only until the token is released via the v_rel callable service. Note that automount-managed directories are virtual, and the FID is unique only as long as the directory is being referenced.

A server application uses v_get to convert a FID to a vnode token when it is preparing to use a file because the Vnode token identifies the file to the other VFS callable services.

2. The FID for a file is returned in the ATTR structure by such services as v_rpn and v_lookup. For information about the ATTR structure, see [“BPXYATTR — Map file attributes for v_ system calls”](#) on page 429.
3. vnode tokens that are returned by the v_get service are not inherited across a fork callable service.
4. The caller is responsible for freeing vnode tokens that are returned by the v_get service by calling to the v_rel service when they are no longer needed.

Related services

- [“v_create \(BPX1VCR, BPX4VCR\) — Create a file”](#) on page 260
- [“v_getattr \(BPX1VGA, BPX4VGA\) — Get the attributes of a file ”](#) on page 274
- [“v_lookup \(BPX1VLK, BPX4VLK\) — Look up a file or directory ”](#) on page 293
- [“v_mkdir \(BPX1VMD, BPX4VMD\) — Create a directory ”](#) on page 297
- [“v_rdwr \(BPX1VRW, BPX4VRW\) — Read from and write to a file ”](#) on page 311
- [“v_reg \(BPX1VRG, BPX4VRG\) — Register a process as a server ”](#) on page 321
- [“v_rel \(BPX1VRL, BPX4VRL\) — Release a vnode token ”](#) on page 324
- [“v_rpn \(BPX1VRP, BPX4VRP\) — Resolve a path name”](#) on page 337
- [“v_setattr \(BPX1VSA, BPX4VSA\) — Set the attributes of a file ”](#) on page 341

Characteristics and restrictions

A process must be registered as a server before the v_get service is permitted; see [“v_reg \(BPX1VRG, BPX4VRG\) — Register a process as a server ”](#) on page 321.

Examples

For an example using this callable service, see “BPX1VGT, BPX4VGT (v_get)” on page 450.

v_getattr (BPX1VGA, BPX4VGA) – Get the attributes of a file

Function

The v_getattr service gets the attributes of the file that is represented by Vnode_token.

Requirements**Operation**

Authorization:

Dispatchable unit mode:

Cross memory mode:

AMODE (BPX1VGA):

AMODE (BPX4VGA):

ASC mode:

Interrupt status:

Locks:

Control parameters:

Environment

Supervisor state or problem state, any PSW key

Task

PASN = HASN

31-bit

64-bit

Primary mode

Enabled for interrupts

Unlocked

All parameters must be addressable by the caller and in the primary address space.

Format

```
CALL BPX1VGA, (Vnode_token,
               OSS,
               Attr_length,
               Attr,
               Return_value,
               Return_code,
               Reason_code)
```

AMODE 64 callers use BPX4VGA with the same parameters.

Parameters**Vnode_token**

Supplied parameter

Type:

Token

Length:

8 bytes

The name of an 8-byte area that contains a vnode token that represents the file.

OSS

Supplied and returned parameter

Type:

Structure

Length:

OSS#LENGTH (from the BPXYOSS macro)

The name of an area that contains operating-system-specific parameters. This area is mapped by the BPXYOSS macro (see [“BPXYOSS — Specific information for the Map operating system”](#) on page 438).

Attr_length

Supplied parameter

Type:

Integer

Length:

Fullword

The name of a fullword that contains the length of Attr. To determine the value of Attr_length, use the BPXYATTR macro (see [“BPXYATTR — Map file attributes for v_ system calls ”](#) on page 429).

Attr

Returned parameter

Type:

Structure

Length:

Specified by the Attr_length parameter

The name of an area, of length Attr_length, in which the v_getattr service returns the file attribute structure for the file that is specified by the vnode token. This area is mapped by the BPXYATTR macro (see [“BPXYATTR — Map file attributes for v_ system calls ”](#) on page 429).

Return_value

Returned parameter

Type:

Integer

Length:

Fullword

The name of a fullword in which the v_getattr service returns 0 if the request is successful, or -1 if it is not successful.

Return_code

Returned parameter

Type:

Integer

Length:

Fullword

The name of a fullword in which the v_getattr service stores the return code. The v_getattr service returns Return_code only if Return_value is -1. For a complete list of supported return codes, see [Return codes \(errno\) in z/OS UNIX System Services Messages and Codes](#). The v_getattr service can return one of the following values in the Return_code parameter:

Return_code	Explanation
EINVAL	Parameter error; for example, a supplied area was too small. The following reason codes can accompany the return code: JRSmallAttr, JRVTOKENFreed, JRWrongPID, JRStaleVnodeTok, JRInvalidVnodeTok, JRInvalidOSS.
EPERM	The operation is not permitted. The caller of the service is not registered as a server.

Reason_code

Returned parameter

Type:

Integer

Length:

Fullword

The name of a fullword in which the `v_getattr` service stores the reason code. The `v_getattr` service returns a `Reason_code` only if `Return_value` is -1. `Reason_code` further qualifies the `Return_code` value. For a list of reason codes, see [Reason codes in z/OS UNIX System Services Messages and Codes](#).

Usage notes

1. All time fields in the Attr area are in POSIX format.
2. The setting of the AttrLP64times bit in the BPXYATT structure, and not the AMODE of the caller, determines whether 4-byte or 8-byte time fields are used.
3. The File Mode field in the Attr area is mapped by the BPXYMODE macro. For more information about the BPXYMODE macro, see [BPXYMODE — Map the mode constants of the file services in z/OS UNIX System Services Programming: Assembler Callable Services Reference](#).

Related services

- [“v_reg \(BPX1VRG, BPX4VRG\) — Register a process as a server ” on page 321](#)

Characteristics and restrictions

A process must be registered as a server before the `v_getattr` service is permitted; see [“v_reg \(BPX1VRG, BPX4VRG\) — Register a process as a server ” on page 321](#).

Examples

For an example using this callable service, see [“BPX1VGA, BPX4VGA \(v_getattr\) ” on page 450](#).

v_ioctl (BPX1VIO/BPX4VIO) - Convey a command to a physical file system

Function

The `v_ioctl` callable service conveys a command to a physical file system. The specific action that is specified by the `v_ioctl` callable service varies by physical file system, and is defined by the physical file system.

Requirements

Operation	Environment
Authorization:	Supervisor state or problem state, any PSW key
Dispatchable unit mode:	Task
Cross memory mode:	PASN = HASN
AMODE (BPX1VIO):	31-bit
AMODE (BPX4VIO):	64-bit
ASC mode:	Primary mode
Interrupt status:	Enabled for interrupts
Locks:	Unlocked

Operation

Control parameters:

Environment

All parameters must be addressable by the caller and in the primary address space.

Format

```
CALL BPX1VIO, (Vnode_token,
               OSS,
               Command,
               Argument_length,
               Argument,
               Return_value,
               Return_code,
               Reason_code)
```

AMODE 64 callers use BPX4VIO with the same parameters.

Parameters**Vnode_token**

Supplied parameter

Type:

Token

Length:

8 bytes

The name of an 8-byte area that contains a vnode token that represents the file.

OSS

Supplied and returned parameter

Type:

Structure

Length:

OSS#LENGTH (from the BPXYOSS macro)

The name of an area that contains operating-system-specific parameters. This area is mapped by the BPXYOSS macro. For more information about the BPXYOSS macro, see [“BPXYOSS — Specific information for the Map operating system”](#) on page 438.

Command

Supplied parameter

Type:

Integer

Length:

Fullword

The name of a fullword that contains the ioctl command that is to be passed to the physical file system. This area is mapped by the BPXYIOCC macro. For more information about the BPXYIOCC macro, see [BPXYIOCC — Ioctl command definitions](#) in *z/OS UNIX System Services Programming: Assembler Callable Services Reference*.

Argument_length

Supplied and returned parameter

Type:

Integer

Length:

Fullword

The name of a fullword that contains the length of the argument. The length of the argument is specified as an integer value in the range 0-51200.

Argument

Supplied and returned parameter

Type:

Defined by the physical file system

Character set:

No restriction

Length:

Specified by the Argument_length parameter

Specifies the name of a buffer, of length Argument_length, containing the argument to be passed to the physical file system. This buffer is also used for any output.

Return_value

Returned parameter

Type:

Integer

Length:

Fullword

The name of a fullword in which the v_ioclr service returns 0 if the request is successful, or -1 if it is not successful. For the getfac1 command, return_value contains the FACL length if the request is successful.

Return_code

Returned parameter

Type:

Integer

Length:

Fullword

The name of a fullword in which the v_ioclr service stores the return code. The v_ioclr service returns a Return_code only if Return_value is -1. For a complete list of possible return code values, see Return codes (errno) in *z/OS UNIX System Services Messages and Codes*. The v_ioclr service can return one of the following values in the Return_code parameter:

Return_code	Explanation
EFAULT	The input argument address or any other parameter is incorrect. The following reason codes can accompany the return code: JrReadUserStorageFailed, JrWriteUserStorageFailed.
EINVAL	Parameter error; for example, a supplied area was too small. The following reason code can accompany the return code: JRIOBuflengthInvalid.
ENOTDIR	The Vnod-Token passed for the Ioccc#GetPathName command is not a directory and a parent directory for this object cannot be determined.
EPERM	The operation is not permitted. The caller of the service is not registered as a server.
E2BIG	The argument_length passed on a SetfACL or GetfACL request was not large enough to contain even the minimum amount of data. The size that is specified must be large enough to hold a RACL_Edit, followed by an FACL and as many FACL_Entry(s) as needed

Reason_code

Returned parameter

Type:

Integer

Length:

Fullword

The name of a fullword in which the v_ioctl service stores the reason code. The v_ioctl service returns a Reason_code only if Return_value is -1. Reason_code further qualifies the Return_code value. For a list of reason codes, see [Reason codes](#) in *z/OS UNIX System Services Messages and Codes*.

Usage notes

1. For file systems that support access control lists (ACLs), you can use the GetfACL and SetfACL commands. For detailed information about these and other commands, see the Notes section in [w_ioctl \(BPX1IOC, BPX4IOC\) — Control I/O in z/OS UNIX System Services Programming: Assembler Callable Services Reference](#).

2. The Ioccc#GetPathName command will return the absolute path name of an input directory or file.

An input file must have been recently looked up or created in order for its path name to be generated. If the only reference to this file has been by a server with the vfs_vget function, it will not be possible to construct the path name because an immediate parent directory cannot be determined.

If the input directory resides in a file system that has been covered, by the mounting of another file system on a directory in the path name, the command will fail with ENOENT. The OssXMtPt flag can be used to override this check and return a path name without regard to covered mount points that might be encountered. In this case the path name returned cannot be used as input to functions like v_rpn() and open() because those functions will cross mount points and will either fail to find the directory or will find a different directory with the same path name in a mounted file system.

Related services

- [“v_rel \(BPX1VRL, BPX4VRL\) — Release a vnode token ” on page 324](#)
- [“v_reg \(BPX1VRG, BPX4VRG\) — Register a process as a server ” on page 321](#)

Characteristics and restrictions

1. A process must be registered as a server before the v_ioctl service is permitted; see [“v_reg \(BPX1VRG, BPX4VRG\) — Register a process as a server ” on page 321](#).
2. The argument is limited to 51200 bytes.

Examples

For an example using this callable service, see [“BPX1VIO, BPX4VIO \(v_ioctl\) ” on page 451](#).

v_link (BPX1VLN, BPX4VLN) — Create a link to a file

Function

The v_link service creates a link (Link_name) to the file that is specified by File_vnode_token in the directory that is specified by Directory_vnode_token. The link is a new name that identifies an existing file. The new name does not replace the old one, but provides an additional way to refer to the file. To rename an existing file, see [“v_rename \(BPX1VRN, BPX4VRN\) — Rename a file or directory ” on page 330](#).

Requirements

Operation

Authorization:

Dispatchable unit mode:

Cross memory mode:

AMODE (BPX1VLN):

AMODE (BPX4VLN):

ASC mode:

Interrupt status:

Locks:

Control parameters:

Environment

Supervisor state or problem state, any PSW key

Task

PASN = HASN

31-bit

64-bit

Primary mode

Enabled for interrupts

Unlocked

All parameters must be addressable by the caller and in the primary address space.

Format

```
CALL BPX1VLN,(File_vnode_token,
               OSS,
               Link_name_length,
               Link_name,
               Directory_vnode_token,
               Return_value,
               Return_code,
               Reason_code)
```

AMODE 64 callers use BPX4VLN with the same parameters.

Parameters

File_vnode_token

Supplied parameter

Type:

Token

Length:

8 bytes

The name of an 8-byte area that contains a vnode token that represents the file to which a link is to be established.

OSS

Supplied and returned parameter

Type:

Structure

Length:

OSS#LENGTH (from the BPXYOSS macro)

The name of an area that contains operating-system-specific parameters. This area is mapped by the BPXYOSS macro (see [“BPXYOSS — Specific information for the Map operating system”](#) on page 438).

Link_name_length

Supplied parameter

Type:

Integer

Length:

Fullword

The name of a fullword that contains the length of Link_name. The name can be up to 255 bytes long.

Link_name

Supplied parameter

Type:

Character string

Length:

Specified by Link_name_length parameter

The name of an area, of length Link_name_length, that contains the name by which the file is to be known. It must not contain null characters (X'00').

Directory_vnode_token

Supplied parameter

Type:

Token

Length:

8 bytes

The name of an 8-byte area that contains a vnode token that represents the directory from which the v_link service is to create the link that is supplied in the Link_name parameter.

Return_value

Returned parameter

Type:

Integer

Length:

Fullword

The name of a fullword in which the v_link service returns 0 if the request completes successfully, or -1 if the request is not successful.

Return_code

Returned parameter

Type:

Integer

Length:

Fullword

The name of a fullword in which the v_link service stores the return code. The v_link service returns Return_code only if Return_value is -1. For a complete list of supported return codes, see [Return codes \(errno\)](#) in *z/OS UNIX System Services Messages and Codes*. The v_link service can return one of the following values in the Return_code parameter:

Return_code	Explanation
EACCES	The process did not have appropriate permissions to create the link. Possible reasons include: <ul style="list-style-type: none"> The process had no write permission for the directory that is intended to contain the link. The process had no permission to access the file that is specified by File_vnode_token.
EEXIST	A file, directory, or symbolic link named Link_name already exists.

Return_code	Explanation
EINVAL	Parameter error; for example, one of the vnode tokens is stale. The following reason codes can accompany the return code: JRVTokenFreed, JRWrongPID, JRStaleVnodeTok, JRInvalidVnodeTok, JRInvalidOSS, JRNoName, JRNullInPath.
EMLINK	The file that is specified by File_vnode_token already has its maximum number of links. The maximum number is LINK_MAX. The value of LINK_MAX can be determined through pathconf (BPX1PCF) or fpathconf (BPX1FPC).
ENAMETOOLONG	Link_name_length exceeds 255 characters.
ENOSPC	The directory that is intended to contain the link cannot be extended to contain another entry.
ENOTDIR	Directory_vnode_token does not specify a directory. The following reason code can accompany the return code: JRTokNotDir.
EPERM	The operation is not permitted. The caller of the service is not registered as a server; or the File_vnode_token specifies a directory. The following reason codes can accompany the return code: JRNotRegisteredServer, JRTokDir.
EROFS	Creating the link would require writing on a read-only file system. The following reason code can accompany the return code: JRLnkROFileSet.
EXDEV	The file that is specified by File_vnode_token and Directory_vnode_token are on different file systems. The following reason code can accompany the return code: JRLnkAcrossFileSets.

Reason_code

Returned parameter

Type:

Integer

Length:

Fullword

The name of a fullword in which the v_link service stores the reason code. The v_link service returns Reason_code only if Return_value is -1. Reason_code further qualifies the Return_code value. For a list of reason codes, see [Reason codes](#) in *z/OS UNIX System Services Messages and Codes*.

Usage notes

1. BPX1VLN creates a link named Link_name to an existing file that is specified by File_vnode_name. This provides an alternate path name for the existing file; the file may be accessed by the old name or the new name. The link may be stored under the same directory as the original file, or under a different directory on the same file system.
2. If the link is created successfully, the service routine increments the link count of the file. The link count shows how many links to a file exist. (If the link is not created successfully, the link count is not incremented.)
3. Links are not allowed to directories.
4. If the link is created successfully, the change time of the linked-to file is updated, as are the change and modification times of the directory that contains Link_name (that is, the directory that holds the link).

Related services

- [“v_reg \(BPX1VRG, BPX4VRG\) — Register a process as a server ” on page 321](#)
- [“v_rel \(BPX1VRL, BPX4VRL\) — Release a vnode token ” on page 324](#)
- [“v_remove \(BPX1VRM, BPX4VRM\) — Remove a link to a file ” on page 326](#)
- [“v_rename \(BPX1VRN, BPX4VRN\) — Rename a file or directory ” on page 330](#)

Characteristics and restrictions

A process must be registered as a server before the v_link service is permitted, See [“v_reg \(BPX1VRG, BPX4VRG\) — Register a process as a server ” on page 321](#).

Examples

For an example using this callable service, see [“BPX1VLN, BPX4VLN \(v_link\) ” on page 451](#).

v_lockctl (BPX1VLO, BPX4VLO) — Lock a file

Function

The v_lockctl service controls advisory byte-range locks on a file.

Requirements

Operation	Environment
Authorization:	Supervisor state or problem state, any PSW key
Dispatchable unit mode:	Task
Cross memory mode:	PASN = HASN
AMODE (BPX1VLO):	31-bit
AMODE (BPX4VLO):	64-bit
ASC mode:	Primary mode
Interrupt status:	Enabled for interrupts
Locks:	Unlocked
Control parameters:	All parameters must be addressable by the caller and in the primary address space.

Format

```
CALL BPX1VLO, (OSS,
               Command,
               Vlock_length,
               Vlock,
               Return_value,
               Return_code,
               Reason_code)
```

AMODE 64 callers use BPX4VLO with the same parameters.

Parameters

OSS

Supplied and returned parameter

Type:

Structure

Length:

OSS#LENGTH (from the BPXYOSS macro)

The name of an area that contains operating-system-specific parameters. This area is mapped by the BPXYOSS macro (see [“BPXYOSS — Specific information for the Map operating system”](#) on page 438).

Command

Supplied parameter

Type:

Integer

Length:

Fullword

The name of a fullword that contains one of the integer values that is mapped in the BPXYVLOK macro and indicates the action that is to be performed. For the list of commands, see [“BPXYVLOK — Map the interface block for v_lockctl”](#) on page 441.

Vlock_length

Supplied parameter

Type:

Integer

Length:

Fullword

The name of a fullword that contains the length of Vlock. To determine the value of Vlock_length, use the BPXYVLOK macro (see [“BPXYVLOK — Map the interface block for v_lockctl”](#) on page 441).

Vlock

Supplied and returned parameter

Type:

Structure

Length:

Specified by the Vlock_length parameter

The name of an area that contains the lock request information. This area is mapped by the BPXYVLOK macro (see [“BPXYVLOK — Map the interface block for v_lockctl”](#) on page 441).

Return_value

Returned parameter

Type:

Integer

Length:

Fullword

The name of a fullword in which the v_lockctl service returns 0 if the request is successful, or -1 if it is not successful.

Return_code

Returned parameter

Type:

Integer

Length:

Fullword

The name of a fullword in which the v_lockctl service stores the return code. The v_lockctl service returns Return_code only if Return_value is -1. For a complete list of supported return codes, see

Return codes (errno) in *z/OS UNIX System Services Messages and Codes*. The v_lockctl service can return one of the following values in the Return_code parameter:

Return_code	Explanation
EAGAIN	The Lock command was requested, but the lock conflicts with a lock on an overlapping part of the file that is already set by another locker.
EDEADLK	The Lockwait command was requested, but the potential for deadlock was detected. The following reason codes can accompany the return code: JRBrImDeadLockDetected, JRBrImPromotePending, JRBrImAlreadyWaiting, JRBrImUnlockWhileWait.
EINTR	A LockWait request was interrupted by a signal.
EINVAL	Parameter error. The following reason codes can accompany the return code: JRBadEntryCode, JRInvalidVlok, JRInvalidServerPid, JRNoLockerToken, JRBrImLockerNotRegistered, JRBrImBadLType, JRBrImObjectMissing, JRBrImInvalidRange, JRBrImBadL_Whence.
EPERM	The operation is not permitted. The caller of the service is not registered as a lock server.
ENOENT	The LockCancel command was requested, but an exactly matching lock request was not found on the object's waiting queue.

Reason_code

Returned parameter

Type:

Integer

Length:

Fullword

The name of a fullword in which the v_lockctl service stores the reason code. The v_lockctl service returns a Reason_code only if Return_value is -1. Reason_code further qualifies the Return_code value. For a complete list of supported return codes, see *Return codes (errno) in z/OS UNIX System Services Messages and Codes*.

Usage notes

1. The v_lockctl service locks out other cooperating lockers from part of a file, so that the locker can read or write to that part of the file without interference from others.

All locks are advisory only. Client and local processes can use locks to inform each other that they want to protect parts of a file, but locks do not prevent I/O on the locked parts. A process that has appropriate permissions on a file can perform whatever I/O it chooses, regardless of the locks that are set. Therefore, file locking is only a convention, and it works only when all processes respect the convention.

2. Registering as a locker (Vlok#RegLocker): Each locker must be registered before it issues any lock requests. On a **Vlok#RegLocker** command, the following Vlock fields are provided by the caller:

VlokID

The Vlok#ID (from the BPXYVLOK macro).

VlockLen

The length of the Vlock structure.

VlokServerPID

The process ID of the lock server. If 0 is specified, the caller's PID is used.

VlokClientPID

A server-generated process ID that uniquely identifies the client within this server PID.

Other fields in the Vlock area should be set to zeros.

The following Vlock field is returned to the caller:

VlokLockerTok

A token to identify the locker on subsequent lock requests.

- On a Vlok#Query, Vlok#Lock, Vlok#LockWait, or Vlok#Unlock command, the following Vlock fields are provided by the caller:

VlokID

The Vlok#ID (from the BPXYVLOK macro).

VlokLen

The length of the Vlock structure.

VlokLockerTok

The locker.

VlokClientTID

The client's thread ID.

VlokObjClass

The file object class. The possible classes are defined in the BPXYVLOK macro; see [“BPXYVLOK — Map the interface block for v_lockctl”](#) on page 441.

VlokObjID

The file object uniquely within the class. For a zFS file, VlokObjID contains the device number and FID of the file.

VlokObjTok

A token that was returned on the previous lock request for this object. This field is optional, but will improve performance for multiple lock requests.

VlokBrk

Lock information describing the byte-range. This area is mapped by BPXYBRLK (see note [“5”](#) on page 287). The following BPXYBRLK fields must be provided:

Command	Required fields
Vlok#Query	l_type, l_whence, l_start, l_len
Vlok#Lock	l_type, l_whence, l_start, l_len
Vlok#LockWait	l_type, l_whence, l_start, l_len
Vlok#Unlock	l_whence, l_start, l_len

VlokVnToken

(Optional) The vnode token for a UNIX file system object. The use of this optional parameter can improve the performance of any operation that specifies a file system object. Additionally, for the Vlok#UnLoadLocks function, this also indicates that share reservations for the file are to be appended to the unloaded byte range locks (see note [“11”](#) on page 290 for more information).

Other fields in the Vlock area should be set to zeros.

The following Vlock fields are returned to the caller:

VlokObjTok

A token to identify the object on a subsequent lock request.

VlokBrk

On Query, lock information that describes a lock that would prevent the proposed lock from being set.

4. On a Vlok#Lock, Vlok#LockWait, and Vlok#LockAsy command, the caller can pass an open token in the OSS by providing the following field:

OssOpenToken

Contains an open token with which the byte range lock should be associated

For open tokens other than those created with OPEN_NLM_SHR, the lock owner becomes associated with the open token. Thus, when a v_close() is issued using that open token, all byte range locks on this file that were obtained by this lock owner will be released.

5. Locking operations are controlled with a structure that is mapped by BPXYBRLK. This structure is needed whether the request is for setting a lock, releasing a lock, or querying a particular byte range for a lock. The following is a description of the BPXYBRLK structure:

- The **l_type** field specifies the type of lock that is to be set or queried. (l_type is not used on Unlock.) Valid values for l_type are as follows

Type

Description

F_RDLCK

A read lock. Specified as a halfword integer value of 1, this is also known as a *shared lock*.

This type of lock specifies that the locker can read the locked part of the file, and other lockers cannot write on that part of the file in the meantime. A locker can change a held write lock, or any part of it, to a read lock, thereby making it available for other lockers to read. Multiple lockers can have read locks on the same part of a file simultaneously.

F_WRLCK

A write lock. Specified as a halfword integer value of 2, this is also known as an *exclusive lock*. This type of lock indicates that the locker can write on the locked part of the file, without interference from other lockers. If one locker puts a write lock on part of a file, no other locker can establish a read lock or write lock on that same part of the file. A locker cannot put a write lock on part of a file if there is already a read lock on an overlapping part of the file, unless that locker is the only owner of that overlapping read lock. In such a case, the read lock on the overlapping section is replaced by the write lock that is being requested.

F_UNLCK

Returned on a Query, when there are no locks that would prevent the proposed lock operation from completing successfully. Specified as a halfword integer value of 3.

- The **l_whence** field specifies how the byte-range offset is to be found within the file. The only valid value for **l_whence** field is SEEK_SET, which stands for the start of the file, and is specified as a halfword integer value of 0.
- The **l_start** field identifies the part of the file that is to be locked, unlocked, or queried. The part of the file that is affected by the lock begins at this offset from the start of the file. For example, if **l_start** field is the value 10, a Lock request attempts to set a lock beginning 10 bytes past the start of the file.

Note: Although you cannot request a byte range that begins or extends beyond the beginning of the file, you can request a byte range that starts or extends beyond the end of the file.

- The **l_len** field gives the size of the locked part of the file, in bytes. The value that is specified for **l_len** field can be negative. If **l_len** field is positive, the area that is affected begins at l_start and ends at l_start + l_len - 1. If l_len is negative, the area that is affected starts at l_start + l_len and ends at l_start - 1. If l_len is zero, the locked part of the file begins at the position that is specified by **l_whence** field and l_start, and extends to the end of the file.
 - The **l_pid** field identifies the ClientProcessID of the locker that holds the lock found on a Query request, if one was found.
6. Obtaining locks (Vlok#Lock and Vlok#LockWait): Locks can be set by specifying a Vlok#Lock as the Command parameter. If the lock cannot be obtained, a return value of -1 is returned, along with an appropriate return code and reason code.

Locks can also be set by specifying Vlok#LockWait as the Command parameter. If the lock cannot be obtained because another process has a lock on all or part of the requested range, the LockWait request waits until the specified range becomes free and the request can be completed.

If a signal interrupts a call to the v_lockctl service while it is waiting in a LockWait operation, the function returns with a return value of -1, and a return code of EINTR.

LockWait operations have the potential for encountering deadlocks. This happens when locker A is waiting for locker B to unlock a region, and B is waiting for A to unlock a different region. If the system detects that a LockWait request might cause a deadlock, the v_lockctl service returns with a return value of -1 and a return code of EDEADLK.

7. Asynchronous locking:

- Obtaining an asynchronous lock (Vlok#LockAsy): The Vlok#LockAsy command parameter is used to request an asynchronous lock. The lock request is either satisfied immediately or is queued for asynchronous completion. The v_lockctl call will not block. The caller should expect to receive the asynchronous lock completion through the sigtimedwait() or sigwaitinfo() interfaces. These provide an event queue for lock completions based on queued signals and is the same as that used with asynchronous I/O completions. The caller can specify the signal number and signal value to pass back on the asynchronous completion.

The Vlock structure is set up just as it would be for the Vlok#LockWait function with the addition of a caller-supplied Aiocb structure that specifies the signal information and holds the results of the completed asynchronous request. The new fields in the Vlock structure for this function are:

VlokAiocbLen

Length of the Aiocb structure

VlokAiocb

Address of the Aiocb structure

The Aiocb must remain valid for the life of an asynchronous request and its use is similar to that for an aio_read call. The following Aiocb fields are provided by the caller:

aio_sigevent.sigev_signo

The signal number

aio_sigevent.sigev_value

An application-specific data value to be passed with the signal

aio_exitdata

An application data area (not touched by the system)

The rest of the Aiocb should be zeroed out.

The following Aiocb fields are returned to the caller:

aio_rv

The return value

aio_rc

The return code

aio_rsn

The reason code

The Return_value from v_lockctl() indicates the outcome of the call, as follows:

+1

The lock will be granted asynchronously.

0

The lock was granted immediately.

-1

The lock request failed as indicated by the accompanying return code and reason code.

When the Return_value from v_lockctl() is +1, the final result of the lock request is determined when the completion signal is pulled from the signal queue using sigtimedwait() or

sigwaitinfo(). At that point, the aio_rv field will contain 0 if the lock was granted or -1 (with accompanying values in aio_rc and aio_rsn) if the lock was not granted. Generally, a request will only fail asynchronously if it is canceled.

When the Return_value from v_lockctl() is 0 or -1, the request has immediately succeeded or failed, respectively, and no signal is sent.

As with any asynchronous operation, the request may complete before the v_lockctl() call returns to the caller.

A lock owner may only have one outstanding lock request at a time on any particular range. This includes pending asynchronous requests and blocked synchronous requests. In other words, waiting locks for the same owner cannot intersect. Similarly, unlock requests may not be issued for any range that intersects with a pending lock request from the same lock owner.

- To cancel a specific, outstanding asynchronous lock request, call the v_lockctl service with a command parameter of Vlok#LockCancel and a Vlock structure that contains all the information from the original Vlok#LockAsy request: object, owner, Brk information, and Aiocb.

You must use the same Aiocb on both the original Vlok#LockAsy request and the Vlok#LockCancel request and the Aiocb must not have been modified between the two calls. When the Vlok#LockAsy request returns with a return value of 1, an asynchronous request token is also returned in the Aiocb and that token must be present on any subsequent call to cancel the lock request.

An asynchronous lock request can only be canceled if it is still waiting for the lock to be granted. When a pending request is successfully canceled, the Return_value from v_lockctl() will be 0 and a lock completion signal will be sent with an aio_rc of ECANCELED. When an exact match for the request is not found on the object's waiting queue, the Return_value from v_lockctl() will be -1 and the Return_code will be ENOENT.

There is a race condition between a pending lock being canceled and its being granted, so there is always a chance that the call to cancel the lock request will fail because the successful lock completion signal has already been sent. Note, too, that at the time the v_lockctl call to cancel the lock request returns to the caller, the completion signal (either for the lock being granted or for its being canceled) may still be on the application's signal queue. Therefore, the application must handle the coordination between the caller of the cancel request and the handler of the completion signal.

- Refer to note “16” on page 291 for the effects of a purge request on asynchronous locks.
 - If the ownership of a file system is changed within a sysplex environment (for instance, by using the chmount shell command), pending asynchronous locks will be lost. This special situation is indicated by a lock failure of the original request with an aio_rc of EAGAIN and a lower half-word value in aio_rsn of 0x0607 (the value of the JrOwnerMoved reason code). The v_lockctl call must be issued again to request the asynchronous lock from the new owner. At such time, the lock may be immediately granted or it may again enter a pending state.
8. Determining lock status (Vlok#Query): A process can determine locking information about a file by using Vlok#Query as the Command parameter. The VlokBrk structure should describe a lock operation that the caller would like to perform. When the v_lockctl service returns, the structure is modified to describe the first lock found that would prevent the proposed lock operation from completing successfully.
- If a lock is found that would prevent the proposed lock from being set, the Query request returns a modified structure whose l_whence value is always SEEK_SET, whose l_start value gives the offset of the locked portion from the beginning of the file, whose l_len value is set to the length of the locked portion of the file, and whose l_pid value is set to the ClientProcessID of the locker that is holding the lock. If there are no locks that would prevent the proposed lock operation from completing successfully, the returned structure is modified to have an l_type of F_UNLCK, but otherwise it remains unchanged.
9. Multiple lock requests: A locker can have several locks on a file simultaneously, but can have only one type of lock set on any given byte. Therefore, if a locker sets a new lock on part of a file that it had

previously locked, the locker has only one lock on that part of the file, and the lock type is the one that was given by the most recent locking operation.

10. Returning blocker information: A request to the v_lockctl service that cannot be granted can return information about the lock that is blocking the request from being granted. The blocking lock shares at least part of the range that was requested and may be from a granted lock range or a waiting lock request. The returned information is in the form of a BRLM_RangeLock structure, defined in IGWLBINT for PL/X and in BPXYVFSI for C.

The caller requests the return of blocker information by specifying in VlokBlockingLock the address of an area in primary storage where the output BRLM_RangeLock may be placed. VlokBlkLockLen specifies the length of this output area. The storage for the output area is assumed to be in the caller's key.

Blocker information can be returned in the following cases:

- A Vlok#Lock or Vlok#LockWait request fails with a return code of EAGAIN or EDEADLK
- A Vlok#Query request finds a blocking lock
- A Vlok#LockAsy request returns with a Return_value of +1

The output BRLM_RangeLock area (or, at a minimum, the server PID in the first word) should be zeroed out before the call to the v_lockctl service. If the contents are changed upon completion of the call, then information about a blocking lock was returned. Note that the blocking lock was blocking this request when the v_lockctl call was issued but is subject to change at any time.

11. Query all locks for an object (Vlok#UnLoadLocks): The Vlok#UnLoadLocks request provides an interface to the BRLM UnloadLocks function and also obtains the share reservations for file system objects.

The information is returned as a chain of BRLM_UnloadLocksList structures, each of which contains control information and an array of (Object, Ranglock) pairs, each of which describe one locked range or share reservation. The storage for the chain of structures is obtained in the caller's primary address space, is in the caller's key, and is owned by the caller's TCB. Each structure in the chain must be freed by the caller using the MVS storage release service. The unloaded lock list segments may be of different lengths so the ull_length field must be used when the storage is released. These structures are defined in IGWLBINT for PL/X and in BPXYVFSI for C.

The following Vlock fields are provided by the caller:

VlokObject

The class and ID of the object

VlokUllSubPool

An MVS storage subpool number for the areas to be obtained. For unauthorized callers, this number must be between 1 and 127.

VlokUllRetWaiters

When set to Vlok#RetWaiters, all locks for the specified objects are returned, including waiting locks, pending asynchronous locks, and held locks. When set to Vlok#RetHeldOnly, only held locks for the specified objects are returned. When set to Vlok#RetAllObj, all the locks for all the objects are returned. Waiting locks are identified by the RIWaiting flag in the BRLM_Rangelock structure.

VlokUllMaskLen and VlokUllInMaskPtr

(Optional) When VlokUllMaskLen is non-zero, it specifies the length of the object mask whose address is passed in VlokUllInMaskPtr. This is a 16-byte mask as defined by VlokObjectMask. The VlokObject and this mask are used together to determine which locks are returned.

The mask is logically ANDed with the object ID of each lock and the result is compared with the VlokObject that is passed. The algorithm is as follows:

```
if ( (LockObject & PassedObjectMask) == VlokObject )
{ The lock will be returned. }
```

For example, to get all the locks for all objects that are files in the UNIX File System with a devno of 8, specify the following. (This example is shown in hexadecimal with blanks inserted for readability.)

```
VlokObject: 00000000 00000008 00000000 00000000
Mask:      FFFFFFFF FFFFFFFF 00000000 00000000
```

VlokUllRetWaiters can be set to Vlok#RetHeldOnly or to Vlok#RetWaiters to further filter what locks are returned. Note that if VlokUllRetWaiters is set to Vlok#RetAllObj, the object mask is ignored and all locks for all objects are returned.

VlokVnToken

(Optional) A vnode token for the VlokObject. Also indicates that the object's share reservations should be appended to the byte range locks that are returned. This must be the same file as identified by the VlokObject.

The following Vlock field is returned to the caller:

VlokUllOutListPtr

The address of the first member of the output chain of BRLM_UnloadLocksList structures, or zero.

Zero or more BRLM_UnloadLocksList structures will be produced by BRLM. For file system objects when a vnode token is supplied, the unloaded locks will be followed by zero or more BRLM_UnloadLocksList structures for the share reservations. Share reservations may be placed in the unused slots of the last BRLM structure. The BRLM_UnloadLocksList structures may have varying numbers of locks returned in their array section so the ull_count field must be used to step through the arrays. The Return_value will contain the total number of locks and share reservations that were returned.

For each byte range lock, the rl_access field will be set to the type of lock: rl_shared, rl_excl, or rl_shr2excl.

For each share reservation, the rl_access field will be set to rl_openmodes. The rl_openacc and rl_opendeny fields will be set to the current Shr_Access and Shr_Deny modes, respectively, for that open. (Refer to “v_open (BPX1VOP, BPX4VOP) — Open or create a file” on page 301 for more information about these modes.)

12. **Releasing locks (Vlok#Unlock):** When an Vlok#Unlock request is made to unlock a byte region of a file, all locks that are held by that locker within the specified region are released. In other words, each byte that is specified on an Unlock request is freed from any lock that is held against it by the requesting locker.
13. **Locks are not inherited** by a child process that is created with the fork service.
14. **Effects of close and process termination:** All locks (those that are owned, pending, or waiting) for a given lock owner on a specific file will be released if any of the owner's open tokens for that file are closed with a v_close call. This includes any open token that was opened by this lock owner or one that was opened by a different lock owner but was subsequently used by this lock owner on a v_lockctl call. Owned locks are unlocked; pending and waiting locks are canceled. (This does not apply to open tokens created with OPEN_NLM_SHR.)

If the registered server process terminates, all locks that are associated with this process are unlocked or canceled. Since the process is terminating, lock completion signals will not be delivered.
15. **If the lock server terminates,** all locks are released.
16. **Purging locks (Vlok#Purge):** The Vlok#Purge command releases all locks on all files that are held by a locker or a group of lockers. This is primarily a pass through to BRLM. It will purge all types of byte range locks: held locks, waiting locks, or pending asynchronous locks. It does not affect share reservations or open tokens.

The purge interface is implemented using two bit masks that are logically ANDed with the object ID and owner ID, respectively, of each lock before they are compared with the passed arguments. The algorithm is as follows:

```

if ( (PassedObject == (LockObject & PassedObjectMask))
    && (PassedOwner == (LockOwner & PassedOwnerMask)) )
{ The lock will be purged. }

```

This purge function is enhanced and extended from the previously existing v_lockctl purge function. The following Vlock fields are provided by the caller:

VlockObject

The object's 16-byte identifier

VlockServerPID

The process ID of the lock server whose locks are to be released.

VlockClientPID

A server-generated process ID that uniquely identifies the client whose locks are to be released. If binary ones are specified, all locks for all clients of the specified server are released.

VlockClientTID

The client's thread ID for which locks are to be released. If binary ones are specified, all locks for the specified client and server are released.

VlockPgMasks

Points to a pair of 16-byte bit masks for the object and owner, respectively. These are defined as VlockObjectMask and VlockOwnerMask.

VlockPgMaskslen

Specifies the length of the bit mask pair being passed, which is 32

The three subfields of the lock owner ID (VlockServerPID, VlockClientPID, VlockClientTID) are considered to be a single concatenated 16-byte field with respect to the owner mask. Since VlockServerPID is automatically set to the server's PID by the LFS, the first four bytes of the owner mask will be set to all ones so that the server may only purge locks that it has obtained.

Other fields in the Vlock area should be set to zeros.

- Purging locks held on an object by a server: The following Vlock fields are provided by the caller:

VlockObject

The 16-byte identifier of a specific object

VlockObjectMask

All X'FF', for matches on just the specific object

VlockLocker

All zeroes

VlockClientTID

All zeroes

VlockLockerMask

All zeroes, for matches on any owner with the same server PID

- Purging locks held by a client user: The following Vlock fields are provided by the caller:

VlockObject

Zero

VlockObjectMask

All zeroes, for matches on every object

VlockClientPID

The appropriate client PID

VlockClientTID

The appropriate client TID, TID subset (padded with zeroes), or all zeroes

VlockLockerMask

X'FF', left-justified for a length matching the appropriate subset of the 16-byte owner ID, and then padded with X'00'. For instance:

- 16 bytes of X'FF' for exactly one lock owner
- 12 bytes of X'FF' for, perhaps, all processes for a specific user at a specific client
- 8 bytes of X'FF' for all client TIDs for a given client PID
- **Effects of purge on asynchronous locks:** If a set of locks being purged includes pending asynchronous locks, those lock requests will be canceled.

If a set of asynchronous lock requests are purged, the application will not be able to immediately tell which pending requests have been canceled and which had been granted and then were unlocked. When the call to purge returns to the caller, the lock completion signals will have all been sent but they may still be on the signal queue. The application can coordinate the purge operation with the signal handler after the purge completes by calling `sigqueue()` with a special signal number or value to flush the queue of these lock completion signals. If only a single thread handles the signal queue, then the appearance of this flush signal will indicate that all of the successful and ECANCELED signals have arrived and have been processed.

17. Each locker should be unregistered when it has finished issuing lock requests. On a `Vlok#UnregLocker` command, the following `Vlock` field is provided by the caller:

VlokID

Vlok#ID (from the `BPXYVLOK` macro)

VlockLen

The length of the `Vlock` structure

VlockLockerTok

A token to identify the locker to unregister

Other fields in the `Vlock` area should be set to zeros.

Related services

- [“v_reg \(BPX1VRG, BPX4VRG\) — Register a process as a server ” on page 321](#)

Characteristics and restrictions

A process must be registered as a lock server before the `v_lockctl` service is permitted; see [“v_reg \(BPX1VRG, BPX4VRG\) — Register a process as a server ” on page 321](#).

Examples

For an example using this callable service, see [“BPX1VLO, BPX4VLO \(v_lockctl\)” on page 451](#).

v_lookup (BPX1VLK, BPX4VLK) — Look up a file or directory

Function

The `v_lookup` service accepts a vnode token that represents a directory and a name that identifies a file. The directory is searched for this file, and if it is found, a vnode token for this file and its file attributes are returned. The file vnode token that is returned must be supplied by the server on all subsequent VFS callable services that are related to this file.

Requirements

Operation

Authorization:

Dispatchable unit mode:

Cross memory mode:

Environment

Supervisor state or problem state, any PSW key

Task

PASN = HASN

Operation	Environment
AMODE (BPX1VLK):	31-bit
AMODE (BPX4VLK):	64-bit
ASC mode:	Primary mode
Interrupt status:	Enabled for interrupts
Locks:	Unlocked
Control parameters:	All parameters must be addressable by the caller and in the primary address space.

Format

```
CALL BPX1VLK, (Directory_vnode_token,
               OSS,
               Name_length,
               Name,
               Attr_length,
               Attr,
               File_vnode_token,
               Return_value,
               Return_code,
               Reason_code)
```

AMODE 64 callers use BPX4VLK with the same parameters.

Parameters**Directory_vnode_token**

Supplied parameter

Type:

Token

Length:

8 bytes

The name of an 8-byte area that contains a vnode token that represents the directory in which the v_lookup service searches for the file that is supplied in the Name parameter.

OSS

Supplied and returned parameter

Type:

Structure

Length:

OSS#LENGTH (from the BPXYOSS macro)

The name of an area that contains operating-system-specific parameters. This area is mapped by the BPXYOSS macro (see [“BPXYOSS — Specific information for the Map operating system”](#) on page 438).

Name_length

Supplied parameter

Type:

Integer

Length:

Fullword

The name of a fullword that contains the length of the filename that is to be searched for. The name can be up to 255 bytes long.

Name

Supplied parameter

Type:

Character string

Length:

Specified by Name_length parameter

The name of an area, of length Name_length, that contains the filename to be searched for. It must not contain null characters (X'00').

Attr_length

Supplied parameter

Type:

Integer

Length:

Fullword

The name of a fullword that contains the length of the area that is passed in the Attr parameter. To determine the value of Attr_length, use the ATTR structure (see [“BPXYATTR — Map file attributes for v_ system calls ” on page 429](#)).

Attr

Returned parameter

Type:

Structure

Length:

Specified by the Attr_length parameter

The name of an area, of length Attr_length, in which the v_lookup service returns the file attribute structure for the file that is supplied in the Name parameter. This area is mapped by the ATTR structure (see [“BPXYATTR — Map file attributes for v_ system calls ” on page 429](#)).

The file attributes information is returned only if the file is found.

File_vnode_token

Returned parameter

Type:

Token

Length:

8 bytes

The name of an 8-byte area in which the v_lookup service returns a vnode token of the file that is supplied in the Name parameter.

The token is returned only if the file is found.

Return_value

Returned parameter

Type:

Integer

Length:

Fullword

The name of a fullword in which the v_lookup service returns 0 if the request is successful, or -1 if it is not successful.

Return_code

Returned parameter

Type:

Integer

Length:

Fullword

The name of a fullword in which the v_lookup service stores the return code. The v_lookup service returns Return_code only if Return_value is -1. For a complete list of supported return codes, see [Return codes \(errno\)](#) in *z/OS UNIX System Services Messages and Codes*. The v_lookup service can return one of the following values in the Return_code parameter:

Return_code	Explanation
EINVAL	Parameter error; for example, a supplied area was too small. The following reason codes can accompany the return code: JRSmallAttr, JRNoName, JrNullInPath, JRVTokenFreed, JRWrongPID, JRStaleVnodeTok, JRInvalidVnodeTok, JRInvalidOSS.
EMFILE	The maximum number of vnode tokens have been created.
ENAMETOOLONG	The name is longer than 255 characters.
ENFILE	An error occurred while storage was being obtained for a vnode token.
ENOENT	Name was not found.
ENOTDIR	The supplied token did not represent a directory.
EPERM	The operation is not permitted. The caller of the service is not registered as a server.
ERREMOTE	Object is remote. The following reason code can accompany the return code: JrNoRemote.

Reason_code

Returned parameter

Type:

Integer

Length:

Fullword

The name of a fullword in which the v_lookup service stores the reason code. The v_lookup service returns a Reason_code only if Return_value is -1. Reason_code further qualifies the Return_code value. For a list of reason codes, see [Reason codes](#) in *z/OS UNIX System Services Messages and Codes*.

Usage notes

1. Vnode tokens that are returned by the v_lookup service are not inherited across a fork callable service.
2. The caller is responsible for freeing vnode tokens that are returned by the v_lookup service, by calling to the v_rel service when they are no longer needed.
3. Local mount points are not crossed unless the OssXmtpt flag is set in the input OSS structure. When that flag is on and the name looked up turns out to be a mount point directory, the root directory of the file system that is mounted there is returned instead of the named directory. This is called "crossing down the mount point tree". When the specified name is "." and the specified directory is a local root, the parent directory of the underlying mount point is returned instead of the parent of the specified directory. This is called "crossing up the mount point tree".

In these situations, the OssXmtpt flag is left on and the VFS_Token of the crossed into file system is returned in the AttrCharSetID field of the returned ATTR structure. If a mount point is not encountered, the OssXmtpt flag is turned off.

4. When the OssNoRemote flag and the OssXmtpt flag are both set, v_lookup will not allow crossing over into a remote file system. Remote file systems are NFS Client file systems. If a remote file system is encountered, v_lookup will fail with a return code of ERREMOTE.

Related services

- [“v_reg \(BPX1VRG, BPX4VRG\) — Register a process as a server ” on page 321](#)
- [“v_rel \(BPX1VRL, BPX4VRL\) — Release a vnode token ” on page 324](#)

Characteristics and restrictions

A process must be registered as a server before the v_lookup service is permitted; see [“v_reg \(BPX1VRG, BPX4VRG\) — Register a process as a server ” on page 321](#).

Examples

For an example that uses this callable service, see [“BPX1VLK, BPX4VLK \(v_lookup\) ” on page 452](#).

v_mkdir (BPX1VMD, BPX4VMD) — Create a directory

Function

The v_mkdir service creates a new empty directory in the directory that is represented by Directory_vnode_token. The input Attr is used to define the attributes of the new directory. A token that represents the new directory is returned in the New_directory_vnode_token.

Requirements

Operation	Environment
Authorization:	Supervisor state or problem state, any PSW key
Dispatchable unit mode:	Task
Cross memory mode:	PASN = HASN
AMODE (BPX1VMD):	31-bit
AMODE (BPX4VMD):	64-bit
ASC mode:	Primary mode
Interrupt status:	Enabled for interrupts
Locks:	Unlocked
Control parameters:	All parameters must be addressable by the caller and in the primary address space.

Format

```
CALL BPX1VMD,(Directory_vnode_token,
              OSS,
              Name_length,
              Name,
              Attr_length,
              Attr,
              New_directory_vnode_token,
              Return_value,
              Return_code,
              Reason_code)
```

AMODE 64 callers use BPX4VMD with the same parameters.

Parameters

Directory_vnode_token

Supplied parameter

Type:

Token

Length:

8 bytes

The name of an 8-byte area that contains a vnode token that represents the directory in which the v_mkdir service creates the new directory that is named in the Name parameter.

OSS

Supplied and returned parameter

Type:

Structure

Length:

OSS#LENGTH (from the BPXYOSS macro)

The name of an area that contains operating system-specific parameters. This area is mapped by the BPXYOSS macro (see [“BPXYOSS — Specific information for the Map operating system” on page 438](#)).

Name_length

Supplied parameter

Type:

Integer

Length:

Fullword

The name of a fullword that contains the length of the directory name that is to be created. The name can be up to 255 bytes long. It must not contain null characters (X'00').

Name

Supplied parameter

Type:

Character string

Length:

Specified by Name_length parameter

The name of an area, of length Name_length, that contains the directory name that is to be created. It must not contain null characters (X'00').

Attr_length

Supplied parameter

Type:

Integer

Length:

Fullword

The name of a fullword that contains the length of the area that is passed in the Attr parameter. To determine the value of Attr_length, use the ATTR structure (see [“BPXYATTR — Map file attributes for v_system calls” on page 429](#)).

Attr

Supplied and returned parameter

Type:

Structure

Length:

Specified by the Attr_length parameter

The name of an area, of length Attr_length, that is to be used by the v_mkdir service to set the attributes of the directory that is to be created. The attributes of the directory that is created are also returned in this area. This area is mapped by the ATTR structure (see [“BPXYATTR — Map file attributes for v_ system calls”](#) on page 429).

New_directory_vnode_token

Returned parameter

Type:

Token

Length:

8 bytes

The name of an 8-byte area in which the v_mkdir service returns a vnode token of the directory that is created.

Return_value

Returned parameter

Type:

Integer

Length:

Fullword

The name of a fullword in which the v_mkdir service returns 0 if the request is successful, or -1 if it is not successful.

Return_code

Returned parameter

Type:

Integer

Length:

Fullword

The name of a fullword in which the v_mkdir service stores the return code. The v_mkdir service returns Return_code only if Return_value is -1. For a complete list of supported return codes, see [Return codes \(errno\)](#) in *z/OS UNIX System Services Messages and Codes*. The v_mkdir service can return one of the following values in the Return_code parameter:

Return_code	Explanation
EACCES	The calling process does not have permission to update the directory that was specified.
EEXIST	The directory named already exists.
EFBIG	The file size limit for the process is set to zero, which means directories cannot be created.
EINVAL	Parameter error; for example, a supplied area was too small. The following reason codes can accompany the return code: JRSmallAttr, JRInvalidAttr, JrNoName, JRVTOKENFreed, JRWrongPID, JRStaleVnodeTok, JRInvalidVnodeTok, JRInvalidOSS.
EMFILE	The maximum number of vnode tokens have been created.
ENAMETOOLONG	The name is longer than 255 characters.
ENFILE	An error occurred while storage was being obtained for a vnode token.

Return_code	Explanation
ENOTDIR	The supplied token did not represent a directory.
EPERM	The operation is not permitted. The caller of the service is not registered as a server.
EROFS	Directory_vnode_token specifies a directory on a read-only file system.

Reason_code

Returned parameter

Type:

Integer

Length:

Fullword

The name of a fullword in which the v_mkdir service stores the reason code. The v_mkdir service returns a Reason_code only if Return_value is -1. Reason_code further qualifies the Return_code value. For a list of reason codes, see [Reason codes](#) in *z/OS UNIX System Services Messages and Codes*.

Usage notes

1. The following Attr fields are provided by the caller:

AttrID

Contains Attr#ID (from the ATTR structure).

AttrLen

Specifies the length of the Attr structure.

AttrMode

Specifies directory mode permission bits. See BPXYMODE in Mapping macros in *z/OS UNIX System Services Programming: Assembler Callable Services Reference* for the mapping of this field.

Other fields should be initialized to zero.

2. If the directory that is named in the Name parameter already exists, the v_mkdir service returns a failing return code, and no New_directory_vnode_token is returned.
3. Vnode tokens that are returned by the v_mkdir service are not inherited across a fork callable service.
4. The caller is responsible for freeing vnode tokens that are returned by the v_mkdir service, by calling to the v_rel service when they are no longer needed.
5. If the file size limit for the process is set to zero, directories cannot be created and directory creation fails with EFBIG.
6. The value set by umask () for the process does not affect the setting of the mode permission bits.
7. The setting of the AttrLP64times bit in the BPXYATT structure, and not the AMODE of the caller, determines whether 4-byte or 8-byte time fields are used.

Related services

- [“v_reg \(BPX1VRG, BPX4VRG\) — Register a process as a server ” on page 321](#)
- [“v_rel \(BPX1VRL, BPX4VRL\) — Release a vnode token ” on page 324](#)

Characteristics and restrictions

A process must be registered as a server before the v_mkdir service is permitted; see [“v_reg \(BPX1VRG, BPX4VRG\) — Register a process as a server ” on page 321](#).

Examples

For an example that uses this callable service, see “BPX1VMD, BPX4VMD (v_mkdir) ” on page 452.

v_open (BPX1VOP, BPX4VOP) – Open or create a file

Function

The v_open service opens an existing file or creates and opens a new file. To open an existing file, the file's vnode token is passed. To create a new file, a directory vnode token is passed along with the name of the file to be created in that directory.

The v_open service can also be used to establish share reservations on the file. A file is opened for a particular type of access (reading, writing, or both) and a share reservation can be specified to prohibit any other conflicting access while the file is open. A v_open will fail if an existing share reservation prohibits the desired access or if the file is already open in an access mode that this v_open is trying to prohibit.

An open token is returned which represents the share reservations established by the v_open call. The open token is used on subsequent v_rdwrr and v_setattr calls to show that they are being done within a share reservation owned by the caller and with v_lockctl to associate byte range locks with a particular open.

The share reservations made here can be upgraded or downgraded with another call to v_open. They are relinquished with v_close, which removes all state information associated with the v_open.

A file vnode token is returned when a file is opened by name or a new file is created. This token is used on subsequent VFS callable services that are related to this file and the token is eventually released with the v_rel service.

Requirements

Operation	Environment
Authorization:	Supervisor state or problem state, any PSW key
Dispatchable unit mode:	Task
Cross memory mode:	PASN = HASN
AMODE (BPX1VOP):	31-bit
AMODE (BPX4VOP):	64-bit
ASC mode:	Primary mode
Interrupt status:	Enabled for interrupts
Locks:	Unlocked
Control parameters:	All parameters must be addressable by the caller and in the primary address space.

Format

```
CALL BPX1VOP, (Vnode_token,
               OSS,
               Open_Parms_length,
               Open_Parms,
               FileName_length,
               FileName,
               CreateParm_length,
               CreateParm,
               OutputAttr_length,
               OutputAttr,
               Return_value,
               Return_code,
               Reason_code)
```

AMODE 64 callers use BPX4VOP with the same parameters.

Parameters

Vnode_token

Supplied parameter

Type:

Token

Length:

8 bytes

The name of an 8-byte area that contains a vnode token that represents the file being opened or the directory in which a new file is to be created.

OSS

Supplied and returned parameter

Type:

Structure

Length:

OSS#LENGTH (from the BPXYOSS macro)

The name of an area that contains operating system-specific parameters. This area is mapped by the BPXYOSS macro (see [“BPXYOSS — Specific information for the Map operating system”](#) on page 438).

Open_Parms_length

Supplied parameter

Type:

Integer

Length:

Fullword

The name of a fullword that contains the length of the Open_Parms parameter.

Open_Parms

Supplied parameter

Type:

Structure

Length:

Specified by Open_Parms_length parameter

The name of an area that contains additional parameters for this open request. Refer to the usage notes for a description of these parameters. This area is mapped by the BPXYVOPN macro (see [“BPXYVOPN — Map the open parameters structure for v_open”](#) on page 446).

FileName_length

Supplied parameter

Type:

Integer

Length:

Fullword

The name of a fullword that contains the length of the FileName parameter. The name can be up to 255 bytes long.

FileName

Supplied parameter

Type:

Character string

Length:

Specified by FileName_length parameter

The name of an area (of length FileName_length) that contains the name of the file to be created. The file name must not contain null characters (X'00').

CreateParm_length

Supplied parameter

Type:

Integer

Length:

Fullword

The name of a fullword that contains the length of the area that is passed in the CreateParm parameter.

CreateParm

Supplied parameter

Type:

Structure

Length:

Specified by the CreateParm_length parameter

The name of an area whose content depends on the type of create request, as follows:

- For OPEN_CREATE_EXCLUSIVE, an 8-byte creation verifier is passed.
- For OPEN_CREATE_GUARDED and OPEN_CREATE_UNCHECKED, an attr structure is passed which contains the attributes to be assigned to the new file. The set of attributes can include any valid, writable attribute for regular files. Refer to [“v_setattr \(BPX1VSA, BPX4VSA\) — Set the attributes of a file” on page 341](#) for the format of this attr structure and for setting file attributes.

Refer to the usage notes for more information about the three types of file creation.

OutputAttr_length

Supplied parameter

Type:

Integer

Length:

Fullword

The name of a fullword that contains the length of the area that is passed in the OutputAttr parameter, or 0 if no output attributes are desired.

OutputAttr

Supplied and returned parameter

Type:

Structure

Length:

Specified by the OutputAttr_length parameter

The name of an optional area where the system will return the attributes of the file to be opened. If no output attributes are desired, specify 0 for the preceding OutputAttr_length parameter. See [“BPXYATTR — Map file attributes for v_ system calls”](#) on page 429 for a mapping of the file attributes structure.

Return_value

Returned parameter

Type:

Integer

Length:

Fullword

The name of a fullword in which the service returns 0 if the request is successful, or -1 if it is not successful.

Return_code

Returned parameter

Type:

Integer

Length:

Fullword

The name of a fullword in which the v_open service stores the return code. The v_open service returns Return_code only if the Return_value is -1. For a complete list of supported return codes, see [Return codes \(errno\)](#) in *z/OS UNIX System Services Messages and Codes*. The v_open service can return one of the following values in the Return_code parameter:

Return_code	Explanation
EBUSY	<p>The file is currently open in a way that conflicts with the share reservation that is being requested. The following reason codes can accompany the return code:</p> <p>JrAccessConflict The file is already open with access that this open is trying to deny.</p> <p>JrShrConflict This open conflicts with a share reservation that has denied the intended access.</p>
EEXIST	The file to be created with the GUARDED or EXCLUSIVE creation protocols already exists.
EINVAL	<p>Parameter error; for example, a supplied area was too small or the Vnode_token is stale. The following reason codes can accompany the return code:</p> <p>JrUpgradeSet The access or share mode of an OPEN_UPGRADE is not a superset of the current value.</p> <p>JrDowngradeSet The access or share mode of an OPEN_DOWNGRADE is not a subset of the current value.</p> <p>JrInvAccess The access mode is 0 or greater than 3.</p>

Return_code

EOPNOTSUPP

Explanation

The socket or file is not a type that supports the requested function. The following reason code can accompany the return code:

JrNoShrsAtOwner

Share reservations are requested but the file is owned by a system that does not support shares.

ESTALE

The open token is not (or is no longer) valid.

EACCES

The user is not authorized either to create a file in this directory or to open the specified existing file.

EROFS

The define or open cannot be done on a read-only file system.

EISDIR

An open request is being attempted on a directory.

EFAULT

A bad parameter address was specified.

EMFILE

The maximum number of vnode tokens or open tokens has been created. The following reason codes can accompany the return code:

JRTokenMax

The maximum number of vnode tokens has been allocated for this process.

JROpenTokMax

The maximum number of open tokens has been allocated for this process.

ENAMETOOLONG

The name is longer than 255 characters.

ENFILE

An error occurred in obtaining storage for a vnode token.

ENOTDIR

The supplied directory token does not represent a directory.

EPERM

The operation is not permitted. The caller of the service is not registered as a server.

Reason_code

Returned parameter

Type:

Integer

Length:

Fullword

The name of a fullword in which the v_open service stores the reason code. The v_open service returns a Reason_code only if Return_value is -1. Reason_code further qualifies the Return_code value. For a list of reason codes, see [Reason codes](#) in *z/OS UNIX System Services Messages and Codes*.

Usage notes

1. An output open token returned by v_open is generally freed by calling v_close. It is also freed if the vnode token with which it is associated is freed by a call to v_rel or if the process terminates.
2. The v_close service releases the share reservations made by this and subsequent calls to v_open with this open token. It also releases any byte range locks associated with this open token by v_lockctl.
3. An output vnode token returned by v_open is generally freed by calling v_rel. It is also freed if the process terminates.

4. Vnode tokens and open tokens returned by the v_open service are not inherited across a call to the fork service.
5. All calls to v_open that refer to an existing file may be rejected if the specified access intent or share reservations conflict with the current state of existing opens on that file. See the descriptions of the Shr_Access and Shr_Deny parameters in note “7” on page 306 for more information.
6. The total number of open tokens that a process can acquire is limited by the MaxVnTok value that is established when the server registers with v_reg. The limit applies separately to the number of vnode tokens and the number of open tokens, not to the sum of the two.
7. The Open_Parms structure contains the following additional parameters:
 - Open_type — specifies the type of open being requested. All of the following open types may establish share reservations on the file.
 - OPEN_FILE — Open an existing file. The Vnode_token parameter specifies the file to open.
 - OPEN_CREATE_UNCHECKED — Create a new file with the unchecked create protocol. The Vnode_token parameter specifies a directory and the FileName parameter specifies the name of the file to create in that directory.
 - OPEN_CREATE_GUARDED — Create a new file with the guarded create protocol. The Vnode_token parameter specifies a directory and the FileName parameter specifies the name of the file to create in that directory.
 - OPEN_CREATE_EXCLUSIVE — Create a new file with the exclusive create protocol. The Vnode_token parameter specifies a directory and the FileName parameter specifies the name of the file to create in that directory.
 - OPEN_NLM_SHR — Only establish share reservations on a file. The Vnode_token parameter specifies the file. This open type differs from the preceding ones in the following ways:
 - The file is not actually opened to the PFS that manages the file. Normal access checking is still performed for the specified Shr_Access mode. However, because the file is not open to the PFS, file data is not protected from deletion if the file is removed.
 - Byte range locks are not associated with NLM_SHR open tokens and, thus, are not released by a v_close call for this open token. To implement an NLM unshare, call v_close with the open token that was returned by this call to v_open.
 - The share reservations that are established here are only advisory with regard to any read and write operations that are performed without an open token. See “v_rdwr (BPX1VRW, BPX4VRW) — Read from and write to a file” on page 311 for details.
 - OPEN_UPGRADE — Upgrade the access intent and share reservations that are associated with a prior open operation. The Vnode_token parameter specifies the file that was opened and the Open_token parameter contains the token that was returned by that open. The Shr_Access and Shr_Deny parameters contain the new settings to be associated with this open token. The new settings consist of the results of applying the upgrade settings to the current settings and, thus, must form a superset of the settings currently in effect for this open token.
 - OPEN_DOWNGRADE — Downgrade the access intent and share reservations that are associated with a prior open operation. The Vnode_token parameter specifies the file that was opened and the Open_token parameter contains the open token that was returned by that open. The Shr_Access and Shr_Deny parameters contain the new settings to be associated with this open token. The new settings consist of the results of applying the downgrade settings to the current settings and, thus, must form a subset of the settings currently in effect for this open token.
 - Open_Owner — specifies a structure that contains the (server PID, client PID, thread ID) triplet that identifies the individual owner of the share reservations established here. This structure is mapped by VlokOwner in the BPXYVLOK macro and by the LOCKOWNER structure in the BPXYVFSI C header. The first word is reserved and is set by the system to the server's PID.
 - Shr_Access — specifies the access intent for this open request, as follows:
 - ACC_READ — Access intent is read

- ACC_WRITE — Access intent is write
- ACC_BOTH — Access intent is read and write

This v_open will be rejected with return code EBUSY, reason code JrShrConflict, if the access intent conflicts with an existing share reservation. A value is required for this parameter (must not be zero).

- Shr_Deny — specifies the share reservations for this open request. Share reservations specify the type of access intent that will be prohibited on subsequent open or v_open attempts for this file while this open is in effect. This will also inhibit conflicting read and write operations that are performed without an open token. The following share reservations are valid:
 - DENY_NONE — No access is denied.
 - DENY_READ — Read access is denied. Attempts to open this file for read will be rejected.
 - DENY_WRITE — Write access is denied. Attempts to open this file for write will be rejected.
 - DENY_BOTH — Read and write access is denied. Any attempts to open this file will be rejected.

This v_open will be rejected with return code EBUSY, reason code JrShrConflict, if the file is already open for an access intent that this v_open is trying to deny. Share reservations that attempt to deny reading or writing for files in a read-only file system will be accepted but will not be enforced.

Note: A file system can not be remounted while there are active share reservations on any file in that file system.

- Open_token — specifies an 8-byte token that identifies a particular open instance.
 - For OPEN_UPGRADE and OPEN_DOWNGRADE open types, the open token of a prior v_open call is passed by the caller.
 - For all other open types, if the call is successful, the v_open service returns an open token that represents this open on subsequent calls to VFS callable services, in particular v_rdw and v_lockctl.

The open token is put into the OSS of v_rdw and v_setattr (size change) when those operations are performed within an open context. Read and write operations that are performed within an open context do not need to be validated against the share reservations of other opens. See [“v_rdw \(BPX1VRW, BPX4VRW\) — Read from and write to a file”](#) on page 311 for details.

- Output_File_vnode_token — specifies an 8-byte token that identifies the particular file that was just opened by name. The v_open service returns an output vnode token for successful calls that specify one of the OPEN_CREATE_XXXXX open types. This is the same token as that which would be returned by the v_lookup and v_create services.

8. Several v_open parameters are optional or differ in value depending on the setting of the Open_type parameter. [Table 14 on page 307](#) summarizes the parameters that vary by open type.

Table 14. Summary of v_open parameters that vary by open type

The open_type	Vnode_token specifies a	FileName required?	CreateParm specifies a	An Open_token is	Output_File_vnode_token returned?
OPEN_FILE	File			Returned	
OPEN_CREATE_UNCHECKED	Directory	Yes	attr structure	Returned	Yes
OPEN_CREATE_GUARDED	Directory	Yes	attr structure	Returned	Yes
OPEN_CREATE_EXCLUSIVE	Directory	Yes	creation verifier	Returned	Yes
OPEN_NLM_SHR	File			Returned	
OPEN_UPGRADE	File			Supplied	
OPEN_DOWNGRADE	File			Supplied	

9. There are three creation protocols available, as follows:

- OPEN_CREATE_UNCHECKED — indicates that the file should be created if a file by that name does not already exist or if encountering an existing regular file by that name is not to be considered an

error. The v_open service indicates a successful return value in either case. If the name is in use by something other than a regular file, the v_open call fails with an EEXIST return code.

For this type of create, the CreateParm parameter specifies the initial set of attributes for the file. The set of attributes can include any valid, writable attribute for regular files. Refer to [“v_setattr \(BPX1VSA, BPX4VSA\) — Set the attributes of a file ” on page 341](#) for the format and protocols for setting file attributes. When an unchecked create encounters an existing file, the attributes specified by CreateParm are ignored, except that if a file size of zero is specified, the existing file will be truncated.

- b. OPEN_CREATE_GUARDED — indicates that v_open should fail with an EEXIST return code if it encounters any existing file by the same name. If no object with the same name exists, the request proceeds as described for OPEN_CREATE_UNCHECKED.
- c. OPEN_CREATE_EXCLUSIVE — indicates that the CreateParm parameter contains an 8-byte creation verifier that will be used to ensure the exclusive creation of the file. If the file does not exist, it will be created and the verifier will be stored with the file. No attributes are provided on this call since the PFS may use an attribute of the target object to temporarily store the verifier. The verifier is reliable until the first time v_setattr is called or the file is used in any other way. There is no way to tell if an existing attribute is used (or which one is used) to temporarily store the verifier.

If the file exists, the v_open call fails with an EEXIST return code. The server reacts to an EEXIST failure by calling v_lookup to fetch the attributes of the existing file. If those attributes contain a creation verifier that matches the creation verifier that was passed by the client, then the existing file must have been created by a prior transmission of this create request, so this request is deemed successful. Otherwise, the existing object is something different and the client's request fails.

Related services

- [“v_close \(BPX1VCL, BPX4VCL\) — Close a file” on page 257](#)
- [“v_reg \(BPX1VRG, BPX4VRG\) — Register a process as a server ” on page 321](#)
- [“v_rel \(BPX1VRL, BPX4VRL\) — Release a vnode token ” on page 324](#)

Characteristics and restrictions

A process must be registered as a server before the v_open service is permitted; see [“v_reg \(BPX1VRG, BPX4VRG\) — Register a process as a server ” on page 321](#).

v_pathconf (BPX1VPC, BPX4VPC) — Get pathconf information for a directory or file

Function

The v_pathconf service accepts a vnode token that represents a file or a directory and returns the current values of options that are associated with that file or directory in the output PCFG structure that is defined in the BPXYPCF macro.

Requirements

Operation	Environment
Authorization:	Supervisor state or problem state, any PSW key
Dispatchable unit mode:	Task
Cross memory mode:	PASN = HASN
AMODE (BPX1VPC):	31-bit

Operation

AMODE (BPX4VPC):

ASC mode:

Interrupt status:

Locks:

Control parameters:

Environment

64-bit

Primary mode

Enabled for interrupts

Unlocked

All parameters must be addressable by the caller and in the primary address space.

Format

```
CALL BPX1VPC,(Vnode_token,
              OSS,
              PCFG_length,
              PCFG,
              Attr_length,
              Attr,
              Return_value,
              Return_code,
              Reason_code)
```

AMODE 64 callers use BPX4VPC with the same parameters.

Parameters**Vnode_token**

Supplied parameter

Type:

Token

Length:

8 bytes

The name of an 8-byte area that contains a vnode token that represents the directory or file for which to obtain pathconf information.

OSS

Supplied and returned parameter

Type:

Structure

Length:

OSS#LENGTH (from the BPXYOSS macro)

The name of an area that contains operating-system-specific parameters. This area is mapped by the BPXYOSS macro; see [“BPXYOSS — Specific information for the Map operating system” on page 438](#).**PCFG_length**

Supplied parameter

Type:

Integer

Length:

Fullword

The name of a fullword that contains the length of the PCFG parameter.

PCFG

Returned parameter

Type:

Structure

Length:

Specified by the PCFG_length parameter.

The name of an area in which the pathconf information is to be returned. This area is mapped by the BPXYPCF macro.

Attr_length

Supplied parameter

Type:

Integer

Length:

Fullword

The name of a fullword that contains the length of the Attr parameter.

Attr

Returned parameter

Type:

Structure

Length:

Specified by the Attr_length parameter

The name of an area in which the attributes of the file or directory are to be returned. This area is mapped by the BPXYATTR macro.

Return_value

Returned parameter

Type:

Integer

Length:

Fullword

The name of a fullword in which the v_pathconf service returns the length of the output PCFG if the request is successful, or -1 if it is not successful.

Return_code

Returned parameter

Type:

Integer

Length:

Fullword

The name of a fullword in which the v_pathconf service stores the return code. The v_pathconf service returns Return_code only if Return_value is -1. The v_pathconf service can return one of the following values in the Return_code parameter:

Return_code	Explanation
EINVAL	Parameter error; for example, a supplied area was too small. The following reason codes can accompany the return code: JRSmallAttr, JrInvalidAttr, JRBuffLenInvalid, JrVTokenFreed, JrWrongPID, JRStaleVnodeTok, JRInvalidVnodeTok, JRInvalidOSS
EPERM	The operation is not permitted. The caller of the service is not registered as a server.

Reason_code

Returned parameter

Type:

Integer

Length:

Fullword

The name of a fullword in which the v_pathconf service stores the reason code. The v_pathconf service returns Reason_code only if Return_value is -1. Reason_code further qualifies the Return_code value.

Usage notes

The buffer contents that are returned by the v_pathconf service are mapped by the BPXYPCF macro.

Related services**Characteristics and restrictions**

A process must be registered as a server before the v_pathconf service is permitted.

Examples

For an example using this callable services, see [“BPX1VPC, BPX4VPC \(v_pathconf\)”](#) on page 453.

v_rdwr (BPX1VRW, BPX4VRW) – Read from and write to a file

Function

The v_rdwr service accepts a vnode token that represents a file and reads data from or writes data to the file. The number of bytes that are read or written and the file attributes are returned upon completion of the operation.

Requirements**Operation**

Authorization:

Dispatchable unit mode:

Cross memory mode:

AMODE (BPX1VRW):

AMODE (BPX4VRW):

ASC mode:

Interrupt status:

Locks:

Control parameters:

Environment

Supervisor state or problem state, any PSW key

Task

PASN = HASN

31-bit

64-bit

Primary mode

Enabled for interrupts

Unlocked

All parameters must be addressable by the caller and in the primary address space.

Format

```
CALL BPX1VRW, (Vnode_token,
               OSS,
               UIO,
               Attr_length,
               Attr,
               Return_value,
               Return_code,
               Reason_code)
```

AMODE 64 callers use BPX4VRW with the same parameters. The FUIO may contain a 64-bit address.

Parameters

Vnode_token

Supplied parameter

Type:

Token

Length:

8 bytes

The name of an 8-byte area that contains a vnode token that represents the file that is to be read from or written into.

OSS

Supplied and returned parameter

Type:

Structure

Length:

OSS#LENGTH (from the BPXYOSS macro)

The name of an area that contains operating-system-specific parameters. This area is mapped by the BPXYOSS macro (see [“BPXYOSS — Specific information for the Map operating system”](#) on page 438).

UIO

Supplied and returned parameter

Type:

Structure

Length:

Fuio#Len (from the BPXYFUIO macro)

The name of an area that contains the user input and output block. This area is mapped by the BPXYFUIO macro. For more information about the BPXYFUIO macro, see [BPXYFUIO — Map file system user I/O block in z/OS UNIX System Services Programming: Assembler Callable Services Reference](#).

Attr_length

Supplied parameter

Type:

Integer

Length:

Fullword

The name of a fullword that contains the length of the area that is passed in the Attr parameter. To determine the value of Attr_length, use the ATTR structure (see [“BPXYATTR — Map file attributes for v_ system calls”](#) on page 429).

Attr

Returned parameter

Type:

Structure

Length:

Specified by the Attr_length parameter

The name of an area, of length Attr_length, in which the v_rdw service returns the file attribute structure for the file that is specified by the vnode token. This area is mapped by the ATTR structure (see [“BPXYATTR — Map file attributes for v_ system calls”](#) on page 429).

The file attributes information is returned only if the read or write operation is successful.

Return_value

Returned parameter

Type:

Integer

Length:

Fullword

The name of a fullword in which the v_rdwr service returns the number of bytes read or written if the request is successful, or -1 if it is not successful.

Return_code

Returned parameter

Type:

Integer

Length:

Fullword

The name of a fullword in which the v_rdwr service stores the return code. The v_rdwr service returns Return_code only if Return_value is -1. For a complete list of possible return code values, see [Return codes \(errno\)](#) in *z/OS UNIX System Services Messages and Codes*. The v_rdwr service can return one of the following values in the Return_code parameter:

Return_code	Explanation
EINVAL	Parameter error; for example, a supplied area was too small. The following reason codes can accompany the return code: JRSmallAttr, JRVTokenFreed, JRWrongPID, JRStaleVnodeTok, JRInvalidVnodeTok, JRInvalidOSS, JRRwNotRegFile, JRInvalidFuio, JRBytes2RWZero.
EFBIG	Writing to the specified file would exceed either the file size limit for the process or the maximum file size that is supported by the physical file system.
EACCES	The caller does not have the requested (read or write) access to the file.
EIO	An I/O error occurred while reading or writing the file.
EPERM	The operation is not permitted. The caller of the service is not registered as a server.
EMVSPFSPERM	An internal error occurred in the PFS. Consult Reason_code to determine the exact reason the error occurred.

Reason_code

Returned parameter

Type:

Integer

Length:

Fullword

The name of a fullword in which the v_rdwr service stores the reason code. The v_rdwr service returns a Reason_code only if Return_value is -1. Reason_code further qualifies the Return_code value. For a list of reason codes, see [Reason codes](#) in *z/OS UNIX System Services Messages and Codes*.

Usage notes

1. The following UIO fields are provided to specify the details of the read or write request:

FuioSync

Requests that all data that is associated with the file is to be transferred to the storage device before completion of this write request.

FuioChkAcc

Requests the PFS to perform required access checking before performing the requested read or write operation.

FuioBufferAddr

Contains the address of a buffer that contains the data that is to be read or written.

FuioBuff64Vaddr

Contains the 64-bit virtual address of a buffer that contains the data that is to be read or written.

FuioIBytesRW

Specifies the number of bytes to be read or written.

FuioRWInd

Specifies the operation requested; read or write.

FuioCursor

Specifies the byte offset in the file where the read or write operation is to begin.

FuioRealPage

Specifies that the buffer is a real-storage page and the DATOFF services of MVS must be used to move the data.

FuioInternal

Used internally by the LFS during a call; this field must be zeroed out before each call.

2. The FuioAddr64 setting determines whether the pointer to the user buffer is a 64-bit pointer in FuioBuff64Vaddr or a 31-bit pointer in FuioBufferAddr.
3. An open token from a prior v_open can be passed in the OSS to indicate that this read or write operation is being done within the open context of that token. Consequently, the operation does not have to be verified against the share reservations that might currently be in effect for this file. If an open token is unavailable to pass on a call, there are three levels of share reservation checking that can be requested:

Oss#NoTokAdvChk

Advisory checking. The operation is validated only against non-NLM share reservations. This corresponds to a read or write from a version 2 or 3 NFS client. These clients do not issue an open request and the NLM share reservations that they make are only advisory with respect to the reads and writes of other version 2 or 3 clients.

Oss#NoTokMandChk

Mandatory checking. The operation is validated against all share reservations. This corresponds to a version 4 NFS client read or write with a stateid of 0 or a write with a stateid of -1.

Oss#NoTokOverride

No checking. The operation is permitted without any share reservation checking. This is only allowed for read operations and corresponds to a version 4 NFS client read with a stateid of -1.

In general, version 4 share reservations are enforced against all clients; read and write operations from version 4 clients cannot violate any share reservations. Read and write operations from version 2 and 3 clients are allowed to violate version 2 and 3 share reservations.

Related services

- [“v_reg \(BPX1VRG, BPX4VRG\) — Register a process as a server ” on page 321](#)

Characteristics and restrictions

A process must be registered as a server before the v_rdwr service is permitted; see [“v_reg \(BPX1VRG, BPX4VRG\) — Register a process as a server ” on page 321](#).

Examples

For an example using this callable service, see “BPX1VRW, BPX4VRW (v_rdwr)” on page 453.

v_readdir (BPX1VRD, BPX4VRD) – Read entries from a directory

Function

The v_readdir service accepts a vnode token that represents a directory and returns as many directory entries from this directory as will fit in the caller's buffer.

Requirements**Operation**

Authorization:

Dispatchable unit mode:

Cross memory mode:

AMODE (BPX1VRD):

AMODE (BPX4VRD):

ASC mode:

Interrupt status:

Locks:

Control parameters:

Environment

Supervisor state or problem state, any PSW key

Task

PASN = HASN

31-bit

64-bit

Primary mode

Enabled for interrupts

Unlocked

All parameters must be addressable by the caller and in the primary address space.

Format

```
CALL BPX1VRD, (Vnode_token,
               OSS,
               UIO,
               Return_value,
               Return_code,
               Reason_code)
```

AMODE 64 callers use BPX4VRD with the same parameters. The FUIO may contain a 64-bit address.

Parameters**Vnode_token**

Supplied parameter

Type:

Token

Length:

8 bytes

The name of an 8-byte area that contains a vnode token that represents the directory to read directory entries from.

OSS

Supplied and returned parameter

Type:

Structure

Length:

OSS#LENGTH (from the BPXYOSS macro)

The name of an area that contains operating-system-specific parameters. This area is mapped by the BPXYOSS macro (see [“BPXYOSS — Specific information for the Map operating system”](#) on page 438).

UIO

Supplied and returned parameter

Type:

Structure

Length:

Fuio#Len (from the BPXYFUIO macro)

The name of an area that contains the user input and output block. This area is mapped by the BPXYFUIO macro. For more information about BPXYFUIO, see [BPXYFUIO — Map file system user I/O block](#) in *z/OS UNIX System Services Programming: Assembler Callable Services Reference*.

Return_value

Returned parameter

Type:

Integer

Length:

Fullword

The name of a fullword in which the v_readdir service returns the number of directory entries that were returned if the request is successful, or -1 if it is not successful.

Return_code

Returned parameter

Type:

Integer

Length:

Fullword

The name of a fullword in which the v_readdir service stores the return code. The v_readdir service returns Return_code only if Return_value is -1. For a complete list of possible return code values, see [Return codes \(errno\)](#) in *z/OS UNIX System Services Messages and Codes*. The v_readdir service can return one of the following values in the Return_code parameter:

Return_code	Explanation
EACCES	The calling process does not have permission to read a specified directory.
EINVAL	Parameter error; for example, a supplied area was too small. The following reason codes can accompany the return code: JRInvalidFuio, JrBytes2RWZero, JRVTokenFreed, JRWrongPID, JRStaleVnodeTok, JRInvalidVnodeTok, JRInvalidOSS
ENOTDIR	The supplied token did not represent a directory.
EPERM	The operation is not permitted. The caller of the service is not registered as a server.

Reason_code

Returned parameter

Type:

Integer

Length:

Fullword

The name of a fullword in which the v_readdir service stores the reason code. The v_readdir service returns Reason_code only if Return_value is -1. Reason_code further qualifies the Return_code value. For a list of reason codes, see [Reason codes](#) in *z/OS UNIX System Services Messages and Codes*.

Usage notes

1. For an overview of the process of reading from directories, see [“Reading directories” on page 250](#).
2. Two protocols are supported for reading through large directories with successive calls:
 - The cursor protocol. The cursor, or offset, that is returned in the UIO by the v_readdir service contains file-system-specific information that locates the next directory entry. The cursor and buffer must be preserved by the caller from one v_readdir call to the next, and reading proceeds based on the cursor.
 - The index protocol. The index that is set in the UIO by the caller determines which entry to start reading from. To read through the directory, the caller starts at one and increments the index by the number of entries that were returned on the previous call.
3. The following UIO fields are provided to specify the details of the read directory request:

FuioID

Contains Fuio#ID (from the BPXYFUIO macro).

FuioLen

Contains the length of the UIO structure.

FuioChkAcc

Requests the PFS to perform required access checking before performing the requested readdir operation.

FuioBufferAddr

Contains the address of a buffer where the directory entries are to be returned.

FuioBuff64Vaddr

Contains the 64-bit virtual address of a buffer where the directory entries are to be returned.

FuioIBytesRW

Specifies the maximum number of bytes that can be written to the output buffer.

FuioRDIndex

Specifies the first directory entry that is to be returned when the index protocol is used.

FuioCursor

When the cursor protocol is used, this specifies a value that was returned on the previous v_readdir call and that indicates the next entry to be read, or 0 on the first call.

FuioRddPlus

Indicates that the request is for the ReaddirPlus function. The attributes for each entry should be included in the output.

4. The following UIO fields are returned by the v_readdir service:

FuioPSWKey

Is set to the caller's key.

FuioCursor

Is set to the cursor value representing the directory position. This value is used if the next call uses the cursor protocol.

FuioCVerRet

Indicates that the Cookie Verifier (FuioCVer) is being returned.

FuioCVer

When FuioCVerRet is on, this field is set to the Cookie Verifier for the directory that is being read. When a directory is being read with multiple reads, you can use the FuioCVer that is returned to compare each Cookie Verifier with the last one. If the directory has been modified between reads, you can reject the request because the results will not be valid.

5. The buffer contents that are returned by the v_readdir service are mapped by the BPXYDIRE macro.

6. The FuioAddr64 setting determines whether the pointer to the user buffer is a 64-bit pointer in FuioBuff64Vaddr or a 31-bit pointer in FuioBufferAddr.
7. The OssXmtpt flag allows a v_readdir operation to cross mount points when the FuioRddPlus flag is set. Normally, the attributes that are returned with each name are for objects in the same file system as the directory being read. However, some of the objects may be mount point directories. To have the attributes of the mounted root directory returned (instead of the attributes of the mount point), set the OssXmtpt flag in the input OSS structure. When the directory being read is the root of a mounted file system (but not the system root), the attributes for the . . entry will be replaced with the attributes of the parent of the underlying mount point. In such cases, the device number in the Attrdev field in that entry's attributes will differ from the device number of the directory being read and the VFS_Token of the other file system will be returned in the AttrCharSetID field.
8. When the OssNoRemote flag and the OssXmtpt flag are both set, v_readdir will not cross over into a remote file system. Remote file systems are NFS Client file systems. If a remote file system is encountered the attributes that are returned will be those of the original object; that is, the mount point rather than the mounted root, and for the . . entry in a root, the root's attributes will be returned.

Related services

- [“v_reg \(BPX1VRG, BPX4VRG\) — Register a process as a server ” on page 321](#)

Characteristics and restrictions

A process must be registered as a server before the v_readdir service is permitted; see [“v_reg \(BPX1VRG, BPX4VRG\) — Register a process as a server ” on page 321](#).

Examples

For an example using this callable service, see [“BPX1VRD, BPX4VRD \(v_readdir\) ” on page 454](#).

v_readlink (BPX1VRA, BPX4VRA) — Read a symbolic link

Function

The v_readlink service reads the symbolic link file that is represented by Vnode_token, and returns the contents in the buffer that is described by UIO. The symbolic link file contains the path name or external name that was specified when the symbolic link was defined (see [“v_symlink \(BPX1VSY, BPX4VSY\) — Create a symbolic link ” on page 347](#)).

Requirements

Operation	Environment
Authorization:	Supervisor state or problem state, any PSW key
Dispatchable unit mode:	Task
Cross memory mode:	PASN = HASN
AMODE (BPX1VRA):	31-bit
AMODE (BPX4VRA):	64-bit
ASC mode:	Primary mode
Interrupt status:	Enabled for interrupts
Locks:	Unlocked
Control parameters:	All parameters must be addressable by the caller and in the primary address space.

Format

```
CALL BPX1VRA, (Vnode_token,
               OSS,
               UIO,
               Return_value,
               Return_code,
               Reason_code)
```

AMODE 64 callers use BPX4VRA with the same parameters. The FUIO can contain a 64-bit address.

Parameters

Vnode_token

Supplied parameter

Type:

Token

Length:

8 bytes

The name of an 8-byte area that contains a vnode token that represents the symbolic link file to read.

OSS

Supplied and returned parameter

Type:

Structure

Length:

OSS#LENGTH (from the BPXYOSS macro)

The name of an area that contains operating-system-specific parameters. This area is mapped by the BPXYOSS macro (see [“BPXYOSS — Specific information for the Map operating system”](#) on page 438).

UIO

Supplied and returned parameter

Type:

Structure

Length:

Fuio#Len (from the BPXYFUIO macro)

The name of an area that contains the user input and output block. This area is mapped by the BPXYFUIO macro. For more information about the BPXYFUIO macro, see [BPXYFUIO — Map file system user I/O block in z/OS UNIX System Services Programming: Assembler Callable Services Reference](#).

Return_value

Returned parameter

Type:

Integer

Length:

Fullword

The name of a fullword in which the v_readlink service returns the number of bytes read into the buffer if the request is successful, or -1 if it is not successful.

Return_code

Returned parameter

Type:

Integer

Length:

Fullword

The name of a fullword in which the v_readlink service stores the return code. The v_readlink service returns Return_code only if Return_value is -1. For a complete list of supported return codes, see [Return codes \(errno\) in z/OS UNIX System Services Messages and Codes](#). The v_readlink service can return one of the following values in the Return_code parameter:

Return_code	Explanation
EINVAL	Parameter error; for example, a supplied area was too small. The following reason codes can accompany the return code: JRInvalidFuio, JrFileNotSymLink, JRVTOKENFreed, JRWrongPID, JRStaleVnodeTok, JRInvalidVnodeTok, JRInvalidOSS.
EPERM	The operation is not permitted. The caller of the service is not registered as a server.

Reason_code

Returned parameter

Type:

Integer

Length:

Fullword

The name of a fullword in which the v_readlink service stores the reason code. The v_readlink service returns Reason_code only if Return_value is -1. Reason_code further qualifies the Return_code value. For a list of reason codes, see [Reason codes](#) in *z/OS UNIX System Services Messages and Codes*.

Usage notes

1. The following UIO fields are provided by the caller:

FuioID

Contains Fuio#ID (from the BPXYFUIO macro).

FuioLen

Contains the length of the UIO structure.

FuioBufferAddr

Contains the address of a buffer where the link contents are to be returned.

FuioBuff64Vaddr

Contains the 64-bit virtual address of a buffer where the link contents are to be returned.

FuioBytesRW

Specifies the maximum number of bytes that can be written to the output buffer.

2. The following UIO field is returned by the v_readlink service.:

FuioPSWKey

Is set to the caller's key.

3. If the buffer that is supplied to v_readlink is too small to contain the contents of the symbolic link, the value is truncated to the length of the buffer (FuioBytesRW). The length of the symbolic link can be determined from an ATTR structure that is returned on a call to the VFS callable services API (that is, to [“v_getattr \(BPX1VGA, BPX4VGA\) — Get the attributes of a file ” on page 274](#)). The maximum length is 1023 bytes.
4. The FuioAddr64 setting determines whether the pointer to the user buffer is a 64-bit pointer in FuioBuff64Vaddr or a 31-bit pointer in FuioBufferAddr.

Related services

- [“v_getattr \(BPX1VGA, BPX4VGA\) — Get the attributes of a file ” on page 274](#)
- [“v_reg \(BPX1VRG, BPX4VRG\) — Register a process as a server ” on page 321](#)

- [“v_symlink \(BPX1VSY, BPX4VSY\) — Create a symbolic link ” on page 347](#)

Characteristics and restrictions

A process must be registered as a server before the v_readlink service is permitted; see [“v_reg \(BPX1VRG, BPX4VRG\) — Register a process as a server ” on page 321](#).

Examples

For an example using this callable service, see [“BPX1VRA, BPX4VRA \(v_readlink\) ” on page 454](#).

v_reg (BPX1VRG, BPX4VRG) — Register a process as a server

Function

The v_reg service registers a process as a server. A process must be registered by using this service before it can call any other VFS callable services API.

Requirements

Operation	Environment
Authorization	Supervisor state or problem state, any PSW key
Dispatchable unit mode	Task
Cross memory mode	PASN = HASN
AMODE (BPX1VRG)	31-bit
AMODE (BPX4VRG)	64-bit
ASC mode	Primary mode
Interrupt status	Enabled for interrupts
Locks	Unlocked
Control parameters:	All parameters must be addressable by the caller and in the primary address space.

Format

```
CALL BPX1VRG,(Nreg_length,
              Nreg,
              Return_value,
              Return_code,
              Reason_code)
```

AMODE 64 callers use BPX4VRG with the same parameters.

Parameters

Nreg_length

Supplied parameter

Type:

Integer

Length:

Fullword

The name of a fullword that contains the length of the Nreg parameter list area.

Nreg

Supplied and returned parameter

Type:

Structure

Length:

Specified by the `Nreg_length` parameter

The name of an area that contains the registration parameters. The entries in this area are mapped by BPXYNREG (see [“BPXYNREG — Map interface block to vnode registration”](#) on page 436). The following registration parameters must be supplied:

Parameter

Description

ID

Set to `Nreg#ID`.

Len

Set to `Nreg#Len`.

Ver

Set to `Nreg#Version`.

Type

Set to server type:

- `NRegSType#FILE` for a file server.
- `NRegSType#LOCK` for a lock server.

NameLen

Set to the length of the supplied server name.

Name

Up to 32 bytes of character string that is used as the name of this server. This name appears in DISPLAY OMVS output.

If the process is to be registered as a server-type file exporter, the following parameters must also be supplied:

ExitName

The name of the program that is to control local access to exported file systems.

InitParm

A parameter that is to be passed to the `ExitName` program when it is initialized.

Hotc Flag

An indication that the `ExitName` program should be invoked with a preinitialized C environment (HOTC).

The following registration parameters can be supplied:

No Wait Flag

An indication that server threads should not be suspended during a request that is made to a file system that is quiesced, such as for an HSM backup. The request will fail instead of waiting.

MaxVnTok

An upper bound on the number of vnode tokens and, separately, the number of open tokens that the server is to be allowed to have active at one time.

AllocDevno Flag

Requests that a file system device number, as in `AttrDev`, be allocated for exclusive use by the server. This number will not be used by the LFS for any mounted file system so the server can use this number as the device number for a non-UNIX file system that it is exporting. On a successful `v_reg` call, the device number is returned in the **Devno** field of the `Nreg` structure.

If the process is responsible for posting threads that are waiting within a specific PFS, the process can establish special recovery by specifying the PFS with:

PfsType

The name of the physical file system that is dependent on this process for `osi_post`. This is the name that was specified when the PFS was defined in the BPXPRMxx parmlib member with either `FILESYSTYPE TYPE()` or `SUBFILESYSTYPE NAME()`.

Return_value

Returned parameter

Type:

Integer

Length:

Fullword

The name of a fullword in which the `v_reg` service returns 0 if the request is successful, or -1 if it is not successful.

Return_code

Returned parameter

Type:

Integer

Length:

Fullword

The name of a fullword in which the `v_reg` service stores the return code. The `v_reg` service returns the return code only if the return value is -1. For a complete list of supported return codes, see [Return codes \(errno\) in z/OS UNIX System Services Messages and Codes](#). The following table lists the possible return code values that can be returned.

Return_code	Explanation
EINVAL	Parameter error; for example, the server name length that was supplied in the registration parameter list was too long; or the server type that was supplied is not a recognized value. The JRNameTooLong, JRInvalidNReg, and JRInvalidRegType reason codes can accompany the EINVAL return code.
EPERM	The operation is not permitted. The caller of the service is not privileged; or the caller is already registered.

Reason_code

Returned parameter

Type:

Integer

Length:

Fullword

The name of a fullword in which the `v_reg` service stores the reason code. The `v_reg` service returns the reason code only if the return value is -1. Reason_code further qualifies the Return_code value. For a list of reason codes, see [Reason codes in z/OS UNIX System Services Messages and Codes](#).

Usage notes

1. Registration as a server is not inherited across a fork.
2. The **MaxVNTokens** field in the registration parameter list is an input and output parameter. If supplied by the caller, it indicates the value that should be used for this server. If a value of 0 is supplied, or if the value that is supplied exceeds the maximum allowed value, the maximum allowed value is used and returned.

3. If the exit program cannot be loaded, the Nreg abend code and abend reason code fields are completed in with the corresponding values that are returned by the system load service.

If the exit program fails, v_reg also fails, and the exit's return and reason codes are returned as the corresponding values from v_reg.

4. If the server's address space is started before the z/OS UNIX address space, a v_reg that is issued during initialization fails. To account for this, an Event Notification Facility (ENF) signal is issued whenever z/OS UNIX is started. During initialization, a server can set up an ENF Listen for this event and call v_reg. If the v_reg call fails with EMVSNOTUP, the ENF signal is eventually issued, and v_reg can be called again after the server's ENF Listen exit is invoked. The ENF Qualifier Constant is defined in macro BPXYENFO. For more information about the ENF service, see [Listening for system events in z/OS MVS Programming: Authorized Assembler Services Guide](#).
5. When a PFS is dependent on a separate address space to call osi_post to wake up threads that are in osi_wait within that PFS, recovery can be established to protect these threads from waiting forever if the separate address space terminates abnormally.

To do this, the separate address space registers and specifies a PfsType name. This creates a process, if one did not exist. When the registered process terminates, the system scans for and wakes up any users that are in osi_wait from within the specified PFS. The PFS's osi_wait call returns with a return code of OSI_POSTERTRM if it is posted for this reason.

This recovery support is process-related. A process is usually the same as the address space, but if the registering task is the only task to use z/OS UNIX services, or if set_dub_default (BPX1SDD/BPX4SDD) has been called to make each task a separate process, this recovery is invoked when the registering task terminates.

If this recovery support is the only reason that the server is registering, use the server type for a file server.

6. There is no specific way to unregister. If necessary, the task can call mvspocclp (BPX1MPC/BPX4MPC) to terminate the process, which also unregisters the server.
7. If z/OS UNIX terminates and restarts while the server address space is active, mvspocclp (BPX1MPC) must be called on each task that used z/OS UNIX services to remove its binding to the old instance of z/OS UNIX before V_reg can be recalled to reregister as a server.

Characteristics and restrictions

In order to register, the caller must have appropriate privileges.

Examples

For an example of this callable service, see “BPX1VRG, BPX4VRG (v_reg) ” on page 454.

v_rel (BPX1VRL, BPX4VRL) – Release a vnode token

Function

The v_rel service accepts a Vnode_token value that represents a file or a directory and releases that token.

Requirements

Operation

Authorization:

Dispatchable unit mode:

Cross memory mode:

Environment

Supervisor state or problem state, any PSW key

Task

PASN = HASN

Operation	Environment
AMODE (BPX1VRL):	31-bit
AMODE (BPX4VRL):	64-bit
ASC mode:	Primary mode
Interrupt status:	Enabled for interrupts
Locks:	Unlocked
Control parameters:	All parameters must be addressable by the caller and in the primary address space.

Format

```
CALL BPX1VRL, (Vnode_token,
               OSS,
               Return_value,
               Return_code,
               Reason_code)
```

AMODE 64 callers use BPX4VRL with the same parameters.

Parameters

Vnode_token

Supplied parameter

Type:

Token

Length:

8 bytes

The name of an 8-byte area that contains a vnode token that is to be released.

OSS

Supplied and returned parameter

Type:

Structure

Length:

OSS#LENGTH (from the BPXYOSS macro)

The name of an area that contains operating-system-specific parameters. This area is mapped by the BPXYOSS macro (see [“BPXYOSS – Specific information for the Map operating system”](#) on page 438).

Return_value

Returned parameter

Type:

Integer

Length:

Fullword

The name of a fullword in which the v_rel service returns 0 if the request is successful, or -1 if it is not successful.

Return_code

Returned parameter

Type:

Integer

Length:

Fullword

The name of a fullword in which the v_rel service stores the return code. The v_rel service returns Return_code only if Return_value is -1. For a complete list of supported return codes, see [Return codes \(errno\)](#) in *z/OS UNIX System Services Messages and Codes*. The v_rel service can return one of the following values in the Return_code parameter:

Return_code

EINVAL

Explanation

Parameter error; for example, Vnode_token has already been released. The following reason codes can accompany the return code: JRVTOKENFREED, JRWRONGPID, JRSTALEVNODETOK, JRINVALIDVNODETOK, JRINVALIDOSS.

Reason_code

Returned parameter

Type:

Integer

Length:

Fullword

The name of a fullword in which the v_rel service stores the reason code. The v_rel service returns a Reason_code only if Return_value is -1. Reason_code further qualifies the Return_code value. For a list of reason codes, see [Reason codes](#) in *z/OS UNIX System Services Messages and Codes*.

Usage notes

1. The vnode token is no longer valid and cannot be used for subsequent requests after the v_rel service has successfully processed it.
2. All vnode tokens that are obtained from other operations must be released by calling this service.

Related services

- [“v_reg \(BPX1VRG, BPX4VRG\) — Register a process as a server ” on page 321](#)

Characteristics and restrictions

A process must be registered as a server before the v_rel service is permitted; see [“v_reg \(BPX1VRG, BPX4VRG\) — Register a process as a server ” on page 321](#).

Examples

For an example using this callable service, see [“BPX1VRL, BPX4VRL \(v_rel\)” on page 455](#).

v_remove (BPX1VRM, BPX4VRM) — Remove a link to a file

Function

The v_remove service removes a link to a file.

The name of the link is specified as input, along with a Directory_vnode_token value that identifies the directory that contains the name that is to be removed. The name can identify a file, a link name to a file, or a symbolic link.

Requirements

Operation	Environment
Authorization:	Supervisor state or problem state, any PSW key
Dispatchable unit mode:	Task
Cross memory mode:	PASN = HASN
AMODE (BPX1VRM):	31-bit
AMODE (BPX4VRM):	64-bit
ASC mode:	Primary mode
Interrupt status:	Enabled for interrupts
Locks:	Unlocked
Control parameters:	All parameters must be addressable by the caller and in the primary address space.

Format

```
CALL BPX1VRM, (Directory_vnode_token,
               OSS,
               Name_length,
               Name,
               Return_value,
               Return_code,
               Reason_code)
```

AMODE 64 callers use BPX4VRM with the same parameters.

Parameters

Directory_vnode_token

Supplied parameter

Type:

Token

Length:

8 bytes

The name of an 8-byte area that contains a vnode token that represents the directory from which the v_remove service is to remove the entry that is supplied in the Name parameter.

OSS

Supplied and returned parameter

Type:

Structure

Length:

OSS#LENGTH (from the BPXYOSS macro)

The name of an area that contains operating-system-specific parameters. This area is mapped by the BPXYOSS macro, see [“BPXYOSS — Specific information for the Map operating system” on page 438](#).

Name_length

Supplied parameter

Type:

Integer

Length:

Fullword

The name of a fullword that contains the length of Name. The name can be up to 255 bytes long.

Name

Supplied parameter

Type:

Character string

Length:

Specified by Name_length parameter

The name of an area, of length Name_length, that contains the name that is to be removed. It must not contain null characters (X'00').

Return_value

Returned parameter

Type:

Integer

Length:

Fullword

The name of a fullword in which the v_remove service returns 0 if the request completes successfully, or -1 if the request is not successful.

Return_code

Returned parameter

Type:

Integer

Length:

Fullword

The name of a fullword in which the v_remove service stores the return code. The v_remove service returns Return_code only if Return_value is -1. For a complete list of supported return codes, see [Return codes \(errno\)](#) in *z/OS UNIX System Services Messages and Codes*. The v_remove service can return one of the following values in the Return_code parameter:

Return_code	Explanation
EACCES	The process did not have write permission for the directory that contains the name that is to be removed.
EAGAIN	The name cannot be removed, because it is temporarily unavailable. The following reason code can accompany the return code: JRInvalidVnode.
EBUSY	The file is open by a remote NFS client with a share reservation that conflicts with the requested operation.
EINVAL	Parameter error; for example, the vnode token parameter is stale. The following reason codes can accompany the return code: JRVTokenFreed, JRWrongPID, JRStaleVnodeTok, JRInvalidVnodeTok, JRInvalidOSS, JRNoName, JRNullInPath.
ENAMETOOLONG	Name_length exceeds 255 characters.
ENOENT	Name was not found.
ENOTDIR	The file that was specified by Directory_vnode_token is not a directory. The following reason code can accompany the return code: JRTokNotDir.

Return_code

EPERM

Explanation

The operation is not permitted. The caller of the service is not registered as a server; or Name specifies a directory. The following reason codes can accompany the return code: JRNotRegisteredServer, JRNotForDir.

EROFS

The name that is to be removed is on a read-only file system. The following reason code can accompany the return code: JRReadOnlyFS.

Reason_code

Returned parameter

Type:

Integer

Length:

Fullword

The name of a fullword in which the v_remove service stores the reason code. The v_remove service returns Reason_code only if Return_value is -1. Reason_code further qualifies the Return_code value. For a list of reason codes, see [Reason codes](#) in *z/OS UNIX System Services Messages and Codes*.

Usage notes

1. If the sticky bit is on in the parent directory, the file cannot be deleted.
2. If the name that is specified refers to a symbolic link, the symbolic link file that is named by Name is deleted.
3. If the v_remove service request is successful and the link count becomes zero, the file is deleted. The contents of the file are discarded, and the space it occupied is freed for reuse. However, if another process (or more than one) has the file open, or has a valid vnode token, when the last link is removed, the file contents are not discarded until the last process closes the file or releases the vnode token.
4. When the v_remove service is successful in removing a directory entry and decrementing the link count, whether or not the link count becomes zero, it returns control to the caller with Return_value set to 0. It updates the change and modification times for the parent directory, and the change time for the file itself (unless the file is deleted).
5. Directories cannot be removed using v_remove. To remove a directory, refer to [“v_rmdir \(BPX1VRE, BPX4VRE\) — Remove a directory”](#) on page 334.
6. A file may not be removed if it is currently open by a remote NFS client with a share reservation that would prevent the file from being opened for write access.

Related services

- [“v_link \(BPX1VLN, BPX4VLN\) — Create a link to a file ”](#) on page 279
- [“v_lookup \(BPX1VLK, BPX4VLK\) — Look up a file or directory ”](#) on page 293
- [“v_mkdir \(BPX1VMD, BPX4VMD\) — Create a directory ”](#) on page 297
- [“v_reg \(BPX1VRG, BPX4VRG\) — Register a process as a server ”](#) on page 321
- [“v_rel \(BPX1VRL, BPX4VRL\) — Release a vnode token ”](#) on page 324
- [“v_remove \(BPX1VRM, BPX4VRM\) — Remove a link to a file ”](#) on page 326
- [“v_rename \(BPX1VRN, BPX4VRN\) — Rename a file or directory ”](#) on page 330
- [“v_rmdir \(BPX1VRE, BPX4VRE\) — Remove a directory”](#) on page 334

Characteristics and restrictions

A process must be registered as a server before the v_remove service is permitted. See [“v_reg \(BPX1VRG, BPX4VRG\) — Register a process as a server”](#) on page 321.

Examples

For an example using this callable service, see [“BPX1VRM, BPX4VRM \(v_remove\)”](#) on page 455.

v_rename (BPX1VRN, BPX4VRN) — Rename a file or directory

Function

The v_rename service renames a file or a directory that is specified by the Old_name parameter in the directory that is represented by Old_directory_vnode_token to the name that is specified by the New_name parameter in the directory that is represented by New_directory_vnode_token.

Requirements

Operation

Authorization:

Dispatchable unit mode:

Cross memory mode:

AMODE (BPX1VRN):

AMODE (BPX4VRN):

ASC mode:

Interrupt status:

Locks:

Control parameters:

Environment

Supervisor state or problem state, any PSW key

Task

PASN = HASN

31-bit

64-bit

Primary mode

Enabled for interrupts

Unlocked

All parameters must be addressable by the caller and in the primary address space.

Format

```
CALL BPX1VRN,(Old_directory_vnode_token,
              OSS,
              Old_name_length,
              Old_name,
              New_directory_vnode_token,
              New_name_length,
              New_name,
              Return_value,
              Return_code,
              Reason_code)
```

AMODE 64 callers use BPX4VRN with the same parameters.

Parameters

Old_directory_vnode_token

Supplied parameter

Type:

Token

Length:

8 bytes

The name of an 8-byte area that contains a vnode token that represents the directory in which the file or directory that is to be renamed exists.

OSS

Supplied and returned parameter

Type:

Structure

Length:

OSS#LENGTH (from the BPXYOSS macro)

The name of an area that contains operating system specific parameters. This area is mapped by the BPXYOSS macro, see [“BPXYOSS – Specific information for the Map operating system” on page 438](#).

Old_name_length

Supplied parameter

Type:

Integer

Length:

Fullword

The name of a fullword that contains the length of the file or directory name that is to be renamed. The name can be up to 255 bytes long.

Old_name

Supplied parameter

Type:

Character string

Length:

Specified by Old_name_length parameter

The name of an area, of length Old_name_length, that contains the file or directory name that is to be renamed. It must not contain null characters (X'00').

New_directory_vnode_token

Supplied parameter

Type:

Token

Length:

8 bytes

The name of an 8-byte area that contains a vnode token that represents the directory in which the renamed file or directory is to exist.

New_name_length

Supplied parameter

Type:

Integer

Length:

Fullword

The name of a fullword that contains the length of the file or directory name to which the file or directory is to be renamed. The name can be up to 255 bytes long.

New_name

Supplied parameter

Type:

Character string

Length:

Specified by New_name_length parameter

v_rename (BPX1VRN, BPX4VRN)

The name of an area, of length `New_name_length`, that contains the file or directory name to which the file or directory is to be renamed. It must not contain null characters (X'00').

Return_value

Returned parameter

Type:

Integer

Length:

Fullword

The name of a fullword in which the `v_rename` service returns 0 if the request is successful, or -1 if it is not successful.

Return_code

Returned parameter

Type:

Integer

Length:

Fullword

The name of a fullword in which the `v_rename` service stores the return code. The `v_rename` service returns `Return_code` only if `Return_value` is -1. For a complete list of possible return code values, see [Return codes \(errno\)](#) in *z/OS UNIX System Services Messages and Codes*. The `v_rename` service can return one of the following values in the `Return_code` parameter:

Return_code	Explanation
EACCES	The calling process does not have permission to write in a specified directory.
EAGAIN	One of the files or directories was temporarily unavailable. The following reason code can accompany the return code: JRInvalidVnode.
EBUSY	The name that was specified is in use as a mount point or the file is open by a remote NFS client with a share reservation that conflicts with the requested operation. The following reason code can accompany the return code: JRIsFSRoot.
EINVAL	Parameter error—for example, attempting to rename a file named ". ." The following reason codes can accompany the return code: JRDotorDotDot, JrOldPartOfNew, JrNoName, JrNullInPath, JRVTokenFreed, JRWrongPID, JRStaleVnodeTok, JRInvalidVnodeTok, JRInvalidOSS.
EISDIR	An attempt was made to rename something other than a directory to a directory.
ENAMETOOLONG	A name is longer than 255 characters.
ENOSPC	The directory that is intended to contain <code>New_name</code> cannot be extended.
ENOTDIR	The supplied token did not represent a directory; or an attempt was made to rename a directory to something other than a directory.
ENOTEMPTY	<code>New_name</code> specified an existing directory that was not empty.
EPERM	The operation is not permitted. The caller of the service is not registered as a server.

Return_code

EROFS

Explanation

The specified file system is read-only. The following reason code can accompany the return code: JRReadOnlyFS.

EXDEV

An attempt was made to rename across file systems.

Reason_code

Returned parameter

Type:

Integer

Length:

Fullword

The name of a fullword in which the v_rename service stores the reason code. The v_rename service returns a Reason_code only if Return_value is -1. Reason_code further qualifies the Return_code value. For a list of reason codes, see [Reason codes in z/OS UNIX System Services Messages and Codes](#).

Usage notes

1. If the sticky bit is on in the parent directory, special ownership is required to rename the file.
2. The v_rename service changes the name of a file or a directory from Old_name to New_name. When renaming completes successfully, the change and modification times for the parent directories of Old_name and New_name are updated.
3. For renaming to succeed, the calling process needs write permission for the directory that contains Old_name and the directory that contains New_name. If Old_name and New_name are the names of directories, the caller does not need write permission for the directories themselves.
4. Renaming Files:
 - If Old_name and New_name are links that refer to the same file, v_rename returns successfully and does not perform any other action.
 - If Old_name is the name of a file, New_name must also name a file, not a directory. If New_name is an existing file, it is unlinked. Then the file that is specified as Old_name is given New_name. The pathname New_name always stays in existence; at the beginning of the operation, New_name refers to its original file, and at the end, it refers to the file that used to be Old_name.
 - If Old_name is the name of a file that is currently open by a remote NFS client with a share reservation that would prevent the file from being opened for writing, the file cannot be renamed.

5. Renaming Directories:

If Old_name is the name of a directory, New_name must also name a directory, not a file. If New_name is an existing directory, it must be empty, containing no files or subdirectories. If empty, it is removed, as described in [“v_remove \(BPX1VRM, BPX4VRM\) — Remove a link to a file” on page 326](#).

New_name cannot be a directory under Old_name; that is, the old directory cannot be part of the pathname prefix of the new one.

Related services

- [“v_reg \(BPX1VRG, BPX4VRG\) — Register a process as a server” on page 321](#)

Characteristics and restrictions

A process must be registered as a server before the v_rename service is permitted; see [“v_reg \(BPX1VRG, BPX4VRG\) — Register a process as a server” on page 321](#).

Examples

For an example using this callable service, see [“BPX1VRN, BPX4VRN \(v_rename\)” on page 455](#).

v_rmdir (BPX1VRE, BPX4VRE) – Remove a directory

Function

The v_rmdir service removes a directory. The directory must be empty.

Directory_name is specified as input, along with a Directory_vnode_token value that identifies the directory that contains the directory that is to be removed.

Requirements

Operation

Authorization:

Dispatchable unit mode:

Cross memory mode:

AMODE (BPX1VRE):

AMODE (BPX4VRE):

ASC mode:

Interrupt status:

Locks:

Control parameters:

Environment

Supervisor state or problem state, any PSW key

Task

PASN = HASN

31-bit

64-bit

Primary mode

Enabled for interrupts

Unlocked

All parameters must be addressable by the caller and in the primary address space.

Format

```
CALL BPX1VRE,(Directory_vnode_token,
              OSS,
              Directory_name_length,
              Directory_name,
              Return_value,
              Return_code,
              Reason_code)
```

AMODE 64 callers use BPX4VRE with the same parameters.

Parameters

Directory_vnode_token

Supplied parameter

Type:

Token

Length:

8 bytes

The name of an 8 byte area that contains a vnode token that represents the directory from which the v_rmdir service is to remove the directory that is supplied in the Directory_name parameter.

OSS

Supplied and returned parameter

Type:

Structure

Length:

OSS#LENGTH (from the BPXYOSS macro)

The name of an area that contains operating-system-specific parameters. This area is mapped by the BPXYOSS macro (see [“BPXYOSS — Specific information for the Map operating system”](#) on page 438).

Directory_name_length

Supplied parameter

Type:

Integer

Length:

Fullword

The name of a fullword that contains the length of Directory_name. The name can be up to 255 bytes long.

Directory_name

Supplied parameter

Type:

Character string

Length:

Specified by Directory_name_length parameter

The name of an area, of length Directory_name_length, that contains the name of the directory that is to be removed. It must not contain null characters (X'00').

Return_value

Returned parameter

Type:

Integer

Length:

Fullword

The name of a fullword in which the v_rmdir service returns 0 if the request completes successfully, or -1 if the request is not successful.

Return_code

Returned parameter

Type:

Integer

Length:

Fullword

The name of a fullword in which the v_rmdir service stores the return code. The v_rmdir service returns Return_code only if Return_value is -1. For a complete list of supported return codes, see [Return codes \(errno\)](#) in *z/OS UNIX System Services Messages and Codes*. The v_rmdir service can return one of the following values in the Return_code parameter:

Return_code	Explanation
EACCES	The process did not have write permission for the directory that contains the directory that is to be removed.
EBUSY	The directory cannot be removed, because it is being used as a mount point. The following reason code can accompany the return code: JRIIsFSRoot.
EAGAIN	The directory cannot be removed, because it is temporarily unavailable. The following reason code can accompany the return code: JRInvalidVnode.

Return_code	Explanation
EINVAL	Parameter error; for example, the Vnode_token parameter is obsolete. The following reason codes can accompany the return code: JRVTokenFreed, JRWrongPID, JRStaleVnodeTok, JRInvalidVnodeTok, JRInvalidOSS, JRDotOrDotDot, JRNoName, JRNullInPath.
ENAMETOOLONG	Directory_name_length exceeds 255 characters.
ENOENT	The directory that was specified by Directory_name was not found.
ENOTDIR	The file that was specified by Directory_vnode_token is not a directory; or the name that was specified by Directory_name is not a directory. The following reason codes can accompany the return code: JRTokNotDir, JRNotDir.
ENOTEMPTY	The directory contains files or subdirectories.
EPERM	The operation is not permitted. The caller of the service is not registered as a server.
EROFS	The directory that is to be removed is on a read-only file system. The following reason code can accompany the return code: JRReadOnlyFS.

Reason_code

Returned parameter

Type:

Integer

Length:

Fullword

The name of a fullword in which the v_rmdir service stores the reason code. The v_rmdir service returns Reason_code only if Return_value is -1. Reason_code further qualifies the Return_code value. For a list of reason codes, see [Reason codes](#) in *z/OS UNIX System Services Messages and Codes*.

Usage notes

1. If the sticky bit is on in the parent directory, the target directory cannot be removed.
2. The directory that is specified by Directory_name must be empty.
3. If the directory is successfully removed, the change and modification times for the parent directory are updated.
4. If any process has the directory open when it is removed, the directory itself is not removed until the last process has closed the directory. New files cannot be created under a directory that is removed, even if the directory is still open.

Related services

- [“v_mkdir \(BPX1VMD, BPX4VMD\) — Create a directory ”](#) on page 297
- [“v_reg \(BPX1VRG, BPX4VRG\) — Register a process as a server ”](#) on page 321
- [“v_rel \(BPX1VRL, BPX4VRL\) — Release a vnode token ”](#) on page 324
- [“v_remove \(BPX1VRM, BPX4VRM\) — Remove a link to a file ”](#) on page 326

Characteristics and restrictions

A process must be registered as a server before the v_rmdir service is permitted. See [“v_reg \(BPX1VRG, BPX4VRG\) — Register a process as a server”](#) on page 321.

Examples

For an example using this callable service, see [“BPX1VRE, BPX4VRE \(v_rmdir\)”](#) on page 456.

v_rpn (BPX1VRP, BPX4VRP) — Resolve a path name

Function

The v_rpn service accepts an absolute path name of a file or a directory and returns a vnode token that represents this file or directory, and the VFS token that represents the mounted file system that contains the file or directory. These tokens must be supplied by the server on any subsequent VFS callable services API that is related to these files, directories, or file systems. The v_rpn service also returns file attribute information for the file or directory, and mount information for the file system.

Requirements

Operation

Authorization:

Dispatchable unit mode:

Cross memory mode:

AMODE (BPX1VRP):

AMODE (BPX4VRP):

ASC mode:

Interrupt status:

Locks:

Control parameters:

Environment

Supervisor state or problem state, any PSW key

Task

PASN = HASN

31-bit

64-bit

Primary mode

Enabled for interrupts

Unlocked

All parameters must be addressable by the caller and in the primary address space.

Format

```
CALL BPX1VRP, (OSS,
               Pathname_length,
               Pathname,
               VFS_token,
               Vnode_token,
               Mnte_length,
               Mnte,
               Attr_length,
               Attr,
               Return_value,
               Return_code,
               Reason_code)
```

AMODE 64 callers use BPX4VRP with the same parameters.

Parameters

oss

Supplied and returned parameter

Type:

Structure

Length:

OSS#LENGTH (from the BPXYOSS macro)

The name of an area that contains operating-system-specific parameters. This area is mapped by the BPXYOSS macro (see [“BPXYOSS — Specific information for the Map operating system”](#) on page 438).

Pathname_length

Supplied parameter

Type:

Integer

Length:

Fullword

The name of a fullword that contains the length of the full path name of the file or directory that is to be resolved to a token. The name can be up to 1023 bytes long; each component of the name (between delimiters) can be up to 255 bytes long.

Pathname

Supplied parameter

Type:

Character string

Length:

Specified by Pathname_length parameter

The name of an area, of length Pathname_length, that contains the full name of the file or directory that is to be resolved.

VFS_token

Returned parameter

Type:

Token

Length:

8 bytes

The name of an 8-byte area in which the v_rpn service returns the VFS token of the file system that contains the file or directory that is supplied in the Pathname parameter.

Vnode_token

Returned parameter

Type:

Token

Length:

8 bytes

The name of an 8-byte area in which the v_rpn service returns a vnode token of the file or directory that is supplied in the Pathname parameter.

Mnte_length

Supplied parameter

Type:

Integer

Length:

Fullword

The name of a fullword that contains the length of the area that is passed in the Mnte parameter.

The length of this area must be large enough to contain a mount entry header (MnteH) and one mount entry (Mnte). These fields are mapped by the BPXYMNTTE macro. For more information about the BPXYMNTTE macro, see [BPXYMNTTE — Map response and element structure of w_getmntent in z/OS UNIX System Services Programming: Assembler Callable Services Reference](#).

Mnte

Returned parameter

Type:

Structure

Length:

Specified by the Mnte_length parameter

The name of an area, of length Mnte_length, in which the v_rpn service returns information about the file system that contains the file or directory that is supplied in the Pathname parameter. This area is mapped by the BPXYMNTTE macro. For more information about the BPXYMNTTE macro, see [BPXYMNTTE — Map response and element structure of w_getmntent in z/OS UNIX System Services Programming: Assembler Callable Services Reference](#).

Attr_length

Supplied parameter

Type:

Integer

Length:

Fullword

The name of a fullword that contains the length of the area that is passed in the Attr parameter. To determine the value of Attr_length, use the ATTR structure (see [“BPXYATTR — Map file attributes for v_ system calls ” on page 429](#)).

Attr

Returned parameter

Type:

Structure

Length:

Specified by the Attr_length parameter

The name of an area, of length Attr_length, in which the v_rpn service returns the file attribute structure for the file or directory that is supplied in the Pathname parameter. This area is mapped by the ATTR structure (see [“BPXYATTR — Map file attributes for v_ system calls ” on page 429](#)).

Return_value

Returned parameter

Type:

Integer

Length:

Fullword

The name of a fullword in which the v_rpn service returns 0 if the request is successful, or -1 if it is not successful.

Return_code

Returned parameter

Type:

Integer

Length:

Fullword

The name of a fullword in which the v_rpn service stores the return code. The v_rpn service returns Return_code only if Return_value is -1. For a complete list of supported return codes, see [Return](#)

codes (errno) in *z/OS UNIX System Services Messages and Codes*. The v_rpn service can return one of the following values in the Return_code parameter:

Return_code	Explanation
EINVAL	Parameter error; for example, the Pathname parameter did not contain an absolute path name; or one of the supplied areas was too small. The following reason codes can accompany the return code: JRNoLeadingSlash, JRSmallAttr, JRSmallMnte, JRInvalidOSS, JRNullInPath.
ELOOP	Too many symbolic links were encountered in the path name.
EMFILE	The maximum number of vnode tokens have been created.
ENAMETOOLONG	The path name or a component in the path name is too long.
ENFILE	An error occurred while storage was being obtained for a vnode token.
ENOENT	A directory or file that was supplied in the Pathname parameter does not exist; or the Pathname_length parameter is not greater than 0.
ENOTDIR	A node in the path name is not a directory.
EPERM	The operation is not permitted. The caller of the service is not registered as a server.
ERREMOTE	The object is remote. This return code can be accompanied by reason code JrNoRemote.

Reason_code

Returned parameter

Type:

Integer

Length:

Fullword

The name of a fullword in which the v_rpn service stores the reason code. The v_rpn service returns a Reason_code only if Return_value is -1. Reason_code further qualifies the Return_code value. For a list of reason codes, see Reason codes in *z/OS UNIX System Services Messages and Codes*.

Usage notes

1. Vnode tokens that are returned by the v_rpn service are not inherited across a fork callable service.
2. VFS tokens that are returned by the v_rpn service are inherited across a fork callable service.
3. The mount point path name is not returned in the Mnte structure that is returned by v_rpn.
4. The caller is responsible for freeing the vnode token that is returned by the v_rpn service, by calling to the v_rel service when it is no longer needed.
5. When the OssNoRemote flag is, set v_rpn will not cross over into a remote file system, such as the NFS Client file system. If a remote file system is encountered during the resolution of the path name, v_rpn will fail with a return code of ERREMOTE.

Related services

- [“v_reg \(BPX1VRG, BPX4VRG\) — Register a process as a server ” on page 321](#)
- [“v_rel \(BPX1VRL, BPX4VRL\) — Release a vnode token ” on page 324](#)

Characteristics and restrictions

A process must be registered as a server before the v_rpn service is permitted; see “v_reg (BPX1VRG, BPX4VRG) — Register a process as a server ” on page 321.

Examples

For an example using this callable service, see “BPX1VRP, BPX4VRP (v_rpn) ” on page 456.

v_setattr (BPX1VSA, BPX4VSA) — Set the attributes of a file

Function

The v_setattr service sets the attributes that are associated with the file that is represented by Vnode_token. It can be used to change the mode, owner, access time, modification time, change time, reference time, audit flags, general attribute flags, and file size. It can also be used to set the initial security label for a file or directory.

Requirements

Operation	Environment
Authorization:	Supervisor state or problem state, any PSW key
Dispatchable unit mode:	Task
Cross memory mode:	PASN = HASN
AMODE (BPX1VSA):	31-bit
AMODE (BPX4VSA):	64-bit
ASC mode:	Primary mode
Interrupt status:	Enabled for interrupts
Locks:	Unlocked
Control parameters:	All parameters must be addressable by the caller and in the primary address space.

Format

```
CALL BPX1VSA,(Vnode_token,
              OSS,
              Attr_length,
              Attr,
              Return_value,
              Return_code,
              Reason_code)
```

AMODE 64 callers use BPX4VSA with the same parameters.

Parameters

Vnode_token

Supplied parameter

Type:

Token

Length:

8 bytes

The name of an 8-byte area that contains a vnode token that represents the file.

OSS

Supplied and returned parameter

Type:

Structure

Length:

OSS#LENGTH (from the BPXYOSS macro)

The name of an area that contains operating-system-specific parameters. This area is mapped by the BPXYOSS macro (see [“BPXYOSS — Specific information for the Map operating system”](#) on page 438).

Attr_length

Supplied parameter

Type:

Integer

Length:

Fullword

The name of a fullword that contains the length of Attr. To determine the value of Attr_length, use the ATTR structure (see [“BPXYATTR — Map file attributes for v_ system calls ”](#) on page 429).

Attr

Supplied and returned parameter

Type:

Structure

Length:

Specified by the Attr_length parameter

The name of an area, of length Attr_length, that contains the file attributes to be set for the file that is specified by the vnode token. The attributes of the file are also returned in this area, overlaying the input values. This area is mapped by the ATTR structure (see [“BPXYATTR — Map file attributes for v_ system calls ”](#) on page 429).

Return_value

Returned parameter

Type:

Integer

Length:

Fullword

The name of a fullword in which the v_setattr service returns 0 if the request is successful, or -1 if it is not successful.

Return_code

Returned parameter

Type:

Integer

Length:

Fullword

The name of a fullword in which the v_setattr service stores the return code. The v_setattr service returns Return_code only if Return_value is -1. For a complete list of possible return code values, see [Return codes \(errno\)](#) in *z/OS UNIX System Services Messages and Codes*. The v_setattr service can return one of the following values in the Return_code parameter:

Return_code	Explanation
EINVAL	Parameter error; for example, a supplied area was too small. The following reason codes can accompany the return code: JRSmallAttr, JRInvalidAttr, JRNegativeValueInvalid, JRTrNotRegFile, JRTrNegOffset, JRVTokenFreed, JRWrongPID, JRStaleVnodeTok, JRInvalidVnodeTok, JRInvalidOSS.
EACCES	The calling process did not have appropriate permissions. Possible reasons include: <ul style="list-style-type: none"> • In an attempt to set access time or modification time to current time, the effective UID of the calling process does not match the owner of the file, the process does not have write permission for the file, and the process does not have appropriate privileges. • In an attempt to truncate the file, the calling process does not have write permission for the file.
EFBIG	A process attempted to change the size of a file, but the new length that was specified is greater than the maximum file size limit for the process. The following reason code can accompany the return code: JRWriteBeyondLimit.
EPERM	The operation is not permitted for one of the following reasons: <ul style="list-style-type: none"> • The caller of the service is not registered as a server. • In an attempt to change the mode or the file format, the effective UID of the calling process does not match the owner of the file, and the calling process does not have appropriate privileges. • In an attempt to change the owner, the calling process does not have appropriate privileges. • In an attempt to change the general attribute bits, the calling process does not have write permission for the file. • In an attempt to set a time value (not current time), the effective user ID of the calling process does not match the owner of the file, and the calling process does not have appropriate privileges. • In an attempt to set the change time or reference time to current time, the calling process does not have write permission for the file. • In an attempt to change auditing flags, the effective UID of the calling process does not match the owner of the file, and the calling process does not have appropriate privileges. • In an attempt to change the security auditor's auditing flags, the user does not have auditor authority. • In an attempt to set the security label, one or more of the following conditions applies: <ul style="list-style-type: none"> – The calling process does not have RACF SPECIAL authorization and appropriate privileges. – The security label that is associated with the file is already set.
EROFS	The file is on a read-only file system. The following reason code can accompany the return code: JRReadOnlyFS.

Return_code**ESTALE****Explanation**

On input, the AttrGuardTimeChk bit was on, and the input AttrGuardTime value did not match the Ctime of the file.

Reason_code

Returned parameter

Type:

Integer

Length:

Fullword

The name of a fullword in which the v_setattr service stores the reason code. The v_setattr service returns Reason_code only if Return_value is -1. Reason_code further qualifies the Return_code value. For a list of reason codes, see [Reason codes](#) in *z/OS UNIX System Services Messages and Codes*.

Usage notes

<i>Table 15. Attributes fields for v_setattr</i>		
Set flags	Attribute fields input	Description
ATTRCHARSETIDCHG	ATTRCHARSETID	Set the character set ID to the value specified in ATTRCHARSETID
ATTRMODECHG	ATTRMODE	Set the mode according to the value in ATTRMODE.
AttrOwnerChg	ATTRUID and ATTRGID	Set the owner user ID (UID) and group ID (GID) to the values specified in ATTRUID and ATTRGID.
ATTRSETGEN	ATTRGENVALUE ATTRGENMASK	Only the bits corresponding to the bits set ON in the ATTRGENMASK are set to the value (ON or OFF) in ATTRGENVALUE. Other bits will be unchanged.
ATTRTRUNC	ATTRSIZE	Truncate the file size to ATTRSIZE bytes.
ATTRATIMECHG	ATTRATIME	Set the access time of the file to the value specified in ATTRATIME.
ATTRATIMECHG and ATTRATIMETOD	None	Set the access time of the file to the current time.
ATTRMTIMECHG	ATTRMTIME	Set the modification time of the file to the value specified in ATTRMTIME.
ATTRMTIMECHG and ATTRMTIMETOD	None	Set the modification time of the file to the current time
ATTRMAAUDIT	ATTRAUDITORAUDIT	Set the security auditor's auditing flags to the value specified in ATTRAUDITORAUDIT.
ATTRMUAUDIT	ATTRUSERAUDIT	Set the user's auditing flags to the value specified in ATTRUSERAUDIT.
ATTRCTIMECHG	ATTRCTIME	Set the change time of the file to the value specified in ATTRCTIME.

Table 15. Attributes fields for v_setattr (continued)

Set flags	Attribute fields input	Description
ATTRCTIMECHG and ATTRCTIMETOD	None	Set the change time of the file to the current time.
ATTRREFTIMECHG	ATTRREFTIME	Set the reference time of the file to the value specified in ATTRREFTIME.
ATTRREFTIMECHG and ATTRREFTIMETOD	None	Set the reference time of the file to the current time.
ATTRFILEFMTCHG	ATTRFILEFMT	Set the file format of the file to the value specified in ATTRFILEFMT.
ATTRSECLABELCHG	ATTRSECLABEL	Set the initial security label for a file or directory.

1. Flags in the attributes parameter are set to indicate which attributes should be updated. To set an attribute, turn the corresponding Set Flag on, and set the corresponding attributes field according to [Table 15 on page 344](#). Multiple attributes may be changed at the same time.

The Set Flag field should be cleared before any bits are turned on. It is considered an error if any of the reserved bits in the flag field are turned on.

2. In addition to the attribute fields that are specified according to [Table 15 on page 344](#), the following ATTR header fields must be provided by the caller:

ATTRID

Contains ATTR.

ATTRLEN

Specifies the length of the ATTR structure.

AttrGuardTimeChk

Indicates whether the AttrGuardTime should be checked. If this bit is on, the PFS checks the Ctime of the file against the value that is specified in AttrGuardTime. If they do not match, the request fails with ESTALE.

AttrGuardTime

The time value, in seconds and micro-seconds, to be compared against the file's Ctime if AttrGuardTimeChk is set.

Other fields in the ATTR should be set to 0s.

3. Changing mode (ATTRMODECHG = ON):

- The file mode field in the ATTR area is mapped by the BPXYMODE macro. For more information, see [Mapping macros in z/OS UNIX System Services Programming: Assembler Callable Services Reference](#).
- Files that are open when the v_setattr service is called retain the access permission they had when the file was opened.
- The effective UID of the calling process must match the file's owner UID, or the caller must have appropriate privileges.
- Setting the set-group-ID-on-execution permission (in mode) means that when this file is run, through the exec service, the effective GID of the caller is set to the file's owner GID, so that the caller seems to be running under the GID of the file, rather than that of the actual invoker.

The set-group-ID-on-execution permission is set to zero if the caller does not have appropriate privileges and the GID of the file's owner does not match the effective GID or one of the supplementary GIDs of the caller.

- Setting the set-user-ID-on-execution permission (in mode) means that when this file is run, the process's effective UID is set to the file's owner UID. This way, the process seems to be running under the UID of the file's owner, rather than that of the actual invoker.
4. Changing owner (ATTROWNERCHG = ON):
- For changing the owner UID of a file, the caller must have appropriate privileges.
 - For changing the owner GID of a file, the caller must have appropriate privileges, or meet all of these conditions:
 - The effective UID of the caller matches the file's owner UID.
 - The Owner_UID value that is specified in the change request matches the file's owner UID.
 - The Group_ID value that is specified in the change request is the effective GID, or one of the supplementary GIDs, of the caller.
 - When owner is changed, the set-user-ID-on-execution and set-group-ID-on-execution permissions of the file mode are automatically turned off.
 - When owner is changed, both UID and GID must be specified as they are to be set. If only one of these values is to be changed, the other must be set to its present value or to -1 in order to remain unchanged.
5. Changing general attribute bits (ATTRSETGEN = ON):
- For general attribute bits to be changed, the calling process must have write permission for the file.
6. Truncating a file (ATTRTRUNC = ON):
- The truncation of a file to ATTRSIZE bytes changes the file size to ATTRSIZE, beginning from the first byte of the file. If the file was originally larger than ATTRSIZE bytes, the data from ATTRSIZE to the original end of file is removed. If the file was originally shorter than ATTRSIZE, bytes between the old and new lengths are read as zeros.
 - Full blocks are returned to the file system so that they can be used again. The file offset is not changed.
 - When a file is truncated successfully, it clears the set-user-ID, the set-group-ID, and the save-text (sticky bit) attributes of the file unless the caller has authority to access the root.
 - Changing a file's size is considered to be a write operation and an open token from a prior `v_open` may be passed in the OSS to indicate that this change is being done within the open context of that token. Consequently, the operation does not have to be verified against the share reservations that may currently be in effect for the file. If no open token is available to pass on the call, there are three levels of share reservation checking that can be requested (see [“v_rdwr \(BPX1VRW, BPX4VRW\) — Read from and write to a file” on page 311](#) for details).
7. Changing times:
- All time fields in the Attr area are in POSIX format.
 - For the access time or the modification time to be set explicitly (ATTRATIMECHG = ON or ATTRMTIMECHG = ON), the effective ID must match the file's owner, or the process must have appropriate privileges.
 - For the access time or modification time to be set to the current time (ATTRATIMETOD = ON or ATTRMTIMETOD = ON), the effective ID must match the file's owner, the calling process must have write permission for the file, or the process must have appropriate privileges.
 - For the change time or the reference time to be set explicitly (ATTRCTIMECHG = ON or ATTRREFTIMECHG = ON), the effective ID must match the file's owner or the process must have appropriate privileges.
 - For the change time or reference time to be set to the current time (ATTRCTIMETOD = ON or ATTRREFTIMETOD = ON), the calling process must have write permission for the file.
 - When any attribute field is changed successfully, the file's change time is updated as well.
 - The setting of the AttrLP64times bit in the BPXYATTR structure, and not the AMODE of the caller, determines whether 4-byte or 8-byte time fields are used. When AttrLP64Times=ON with any

of the explicit time changes the new time value is taken from the corresponding AttrATime64, AttrMTime64, AttrCTime64, or AttrRefTime64 field.

8. Changing auditor audit flags (ATTRMAAUDIT = ON):

- For auditor audit flags to be changed, the user must have auditor authority. Users with auditor authority can set the auditor options for any file, even those they do not have path access to or authority to use for other purposes.

You can establish auditor authority by running the TSO/E command ALTUSER Auditor.

9. Changing user audit flags (ATTRMUAUDIT = ON):

- For the user audit flags to be changed, the user must have appropriate privileges or be the owner of the file. For more information about appropriate privileges, see [Authorization](#) in *z/OS UNIX System Services Programming: Assembler Callable Services Reference*.

10. Changing file format (ATTRFILEFMTCHG = ON):

- The effective UID of the calling process must match the file's owner UID or the caller must have appropriate privileges.

11. Changing the security label (ATTSECLABELCHG=ON):

- For the security label to be changed, the user must have RACF SPECIAL authorization and appropriate privileges, and no security label must currently exist on the file. Only an initial security label can be set. An existing security label cannot be changed. The function will successfully set the security label if the SECLABEL class is active. If the SECLABEL class is not active, the request will return successfully, but the security label will not be set.

12. The tagging of /dev/null, /dev/random, /dev/urandom, /dev/zero is ignored.

Related services

- [“v_getattr \(BPX1VGA, BPX4VGA\) — Get the attributes of a file ” on page 274](#)
- [“v_reg \(BPX1VRG, BPX4VRG\) — Register a process as a server ” on page 321](#)

Characteristics and restrictions

1. A process must be registered as a server before the v_setattr service is permitted; see [“v_reg \(BPX1VRG, BPX4VRG\) — Register a process as a server ” on page 321](#).
2. The ATTREXTLINK flag in the ATTRGENVALUE field of the ATTR cannot be modified with BPX1VSA.
3. The general attribute fields (set by ATTRSETGEN, ATTRGENMASK, and ATTRGENVALUE fields) are not intended as a general-use programming interface on v_setattr.
4. The security label (ATTRSECLABELCHG) flag requires RACF SPECIAL authorization and appropriate privileges. See [Authorization](#) in *z/OS UNIX System Services Programming: Assembler Callable Services Reference* for information about appropriate privileges.
5. The security label (ATTRSECLABELCHG) flag cannot be used to change an existing security label; it can only be used to set an initial security label on a file.

Examples

For an example using this callable service, see [“BPX1VSA, BPX4VSA \(v_setattr\) ” on page 456](#).

v_symlink (BPX1VSY, BPX4VSY) — Create a symbolic link

Function

The v_symlink service creates a symbolic link to a path name or external name. A file whose name is specified in the Link_name parameter, of type "symbolic link", is created within the directory that is

represented by Directory_vnode_token. The contents of the symbolic link file is the path name or external name that is specified in Pathname.

Requirements

Operation	Environment
Authorization	Supervisor state or problem state, any PSW key
Dispatchable unit mode	Task
Cross memory mode	PASN = HASN
AMODE (BPX1VSY)	31-bit
AMODE (BPX4VSY)	64-bit
ASC mode	Primary mode
Interrupt status	Enabled for interrupts
Locks	Unlocked
Control parameters	All parameters must be addressable by the caller and in the primary address space.

Format

```
CALL BPX1VSY,(Directory_vnode_token,
              OSS,
              Link_name_length,
              Link_name,
              Pathname_length,
              Pathname,
              Attr_length,
              Attr,
              Return_value,
              Return_code,
              Reason_code)
```

AMODE 64 callers use BPX4VSY with the same parameters.

Parameters

Directory_vnode_token

Supplied parameter

Type:

Token

Length:

8 bytes

The name of an 8-byte area that contains a vnode token that represents the directory in which the v_symlink service creates the new symbolic link file that is named in the Link_name parameter.

OSS

Supplied and returned parameter

Type:

Structure

Length:

OSS#LENGTH (from the BPXYOSS macro)

The name of an area that contains operating-system-specific parameters. This area is mapped by the BPXYOSS macro (see [“BPXYOSS — Specific information for the Map operating system”](#) on page 438).

Link_name_length

Supplied parameter

Type:

Integer

Length:

Fullword

The name of a fullword that contains the length of Link_name. The Link_name can be up to 255 bytes long.

Link_name

Supplied parameter

Type:

Character string

Length:

Specified by Link_name_length parameter

The name of a field that contains the symbolic link that is being created. It must not contain null characters (X'00').

Pathname_length

Supplied parameter

Type:

Integer

Length:

Fullword

The name of a fullword that contains the length of Pathname. The Pathname can be up to 1023 bytes long. If the Pathname is not an external name (AttrExtLink = 0), each component of the name (between delimiters) can be up to 255 bytes long.

Pathname

Supplied parameter

Type:

Character string

Length:

Specified by the Pathname_length parameter

The name of a field that contains the path name or external name for which you are creating a symbolic link.

A path name can begin with or without a slash.

- If the path name begins with a slash, it is an absolute path name, the slash refers to the root directory, and the search for the file starts at the root directory.
- If the path name does not begin with a slash, it is a relative path name, and the search for the file starts at the parent directory of the symbolic link file.

A path name must not contain null characters (X'00').

An external name is the name of an object that is outside the hierarchical file system. There are no restrictions on the characters that may be used in an external name.

Attr_length

Supplied parameter

Type:

Integer

Length:

Fullword

The name of a fullword that contains the length of Attr. To determine the value of Attr_length, use the ATTR structure (see [“BPXYATTR — Map file attributes for v_ system calls ” on page 429](#)).

Attr

Supplied parameter

Type:

Structure

Length:

Specified by the Attr_length parameter

The name of an area, of length Attr_length, that is to be used by the v_symlink service to set the attributes of the file that is to be created. This area is mapped by the ATTR structure (see [“BPXYATTR — Map file attributes for v_ system calls ” on page 429](#)).

Return_value

Returned parameter

Type:

Integer

Length:

Fullword

The name of a fullword in which the v_symlink service returns 0 if the request is successful, or -1 if it is not successful.

Return_code

Returned parameter

Type:

Integer

Length:

Fullword

The name of a fullword in which the v_symlink service stores the return code. The v_symlink service returns Return_code only if Return_value is -1. For a complete list of possible return code values, see [Return codes \(errno\) in z/OS UNIX System Services Messages and Codes](#). The v_symlink service can return one of the following values in the Return_code parameter:

Return_code	Explanation
EACCES	The calling process does not have permission to write in the directory specified.
EEXIST	Link_name already exists.
EFBIG	The file size limit for the process is set to zero, prohibiting the creation of symbolic links.
EINVAL	Parameter error; for example, a supplied area was too small. The following reason codes can accompany the return code: JRSmallAttr, JRInvalidAttr, JRNoName, JRInvalidSymLinkLen, JRNULLInPath, JRInvalidSymLinkComp, JRVTokenFreed, JRWrongPID, JRStaleVnodeTok, JRInvalidVnodeTok, JRInvalidOSS.
ENAMETOOLONG	Link_name is longer than 255 characters.
ENOTDIR	The supplied token did not represent a directory.
EPERM	The operation is not permitted. The caller of the service is not registered as a server.
EROFS	Directory_vnode_token specifies a directory on a read-only file system.

Reason_code

Returned parameter

Type:

Integer

Length:

Fullword

The name of a fullword in which the v_symlink service stores the reason code. The v_symlink service returns a Reason_code only if Return_value is -1. Reason_code further qualifies the Return_code value. For a list of reason codes, see [Reason codes](#) in *z/OS UNIX System Services Messages and Codes*.

Usage notes

1. The following Attr fields are provided by the caller:

AttrID

Contains Attr#ID (from the ATTR structure)

AttrLen

Specifies the length of the ATTR structure.

AttrExtLink

Specifies whether the Pathname is an external name (1) or a path name in a hierarchical file system (0).

AttrMode

Specifies directory mode permission bits. For the mapping of this field, see [Mapping macros](#) in *z/OS UNIX System Services Programming: Assembler Callable Services Reference*.

Other fields in the ATTR should be set to zeros.

2. Like a hard link (described in "[v_link \(BPX1VLN, BPX4VLN\) — Create a link to a file](#)" on page 279), a symbolic link allows a file to have more than one name. The presence of a hard link guarantees the existence of a file, even after the original name has been removed. A symbolic link, however, provides no such assurance; in fact, the file that is identified by Pathname need not exist when the symbolic link is created. In addition, a symbolic link can cross file system boundaries, and can refer to objects that are outside a hierarchical file system.
3. When a component of a path name refers to a symbolic link (but not an external symbolic link) rather than to a directory, the path name that is contained in the symbolic link is resolved. When the VFS callable services API, v_rpn, or other z/OS UNIX callable services are being used, a symbolic link in a path name parameter is resolved as follows:
 - If the path name in the symbolic link begins with / (slash), the symbolic link path name is resolved relative to the process root directory.
 - If the path name in the symbolic link does not begin with /, the symbolic link path name is resolved relative to the directory that contains the symbolic link.
 - If the symbolic link is not the last component of the original path name, remaining components of the original path name are resolved from there.
 - When a symbolic link is the last component of a path name, it may or may not be resolved. Resolution depends on the function that is using the path name. For example, a rename request does not have a symbolic link resolved when it appears as the final component of either the new or old path name. However, an open request does have a symbolic link resolved when it appears as the last component.
 - When a slash is the last component of a path name, and it is preceded by a symbolic link, the symbolic link is always resolved.
 - The mode of a symbolic link is ignored during the lookup process. Any files and directories to which a symbolic link refers are checked for access permission.
4. The external name that is contained in an external symbolic link is not resolved. Link_name cannot be used as a directory component of a path name.

5. If the file size limit for the process is set to zero, symbolic link creation is prohibited and fails with EFBIG.
6. The value that is set by `umask()` for the process does not affect the setting of the mode permission bits.

Related services

- [“v_getattr \(BPX1VGA, BPX4VGA\) — Get the attributes of a file ” on page 274](#)
- [“v_reg \(BPX1VRG, BPX4VRG\) — Register a process as a server ” on page 321](#)
- [“v_readlink \(BPX1VRA, BPX4VRA\) — Read a symbolic link ” on page 318](#)
- [“v_remove \(BPX1VRM, BPX4VRM\) — Remove a link to a file ” on page 326](#)
- [“v_link \(BPX1VLN, BPX4VLN\) — Create a link to a file ” on page 279](#)

Characteristics and restrictions

A process must be registered as a server before the `v_symlink` service is permitted; see [“v_reg \(BPX1VRG, BPX4VRG\) — Register a process as a server ” on page 321](#).

Examples

For an example using this callable service, see [“BPX1VSY, BPX4VSY \(v_symlink\)” on page 457](#).

Chapter 6. OSI services

The LFS provides several Operating System Interface (OSI) callable services specifically for PFSs.

The addresses of these routines are passed to a PFS during initialization in the OSI operations vector table (OSIT structure). For information about how the OSIT is passed to the PFS during initialization, see [“Activating and deactivating the PFS” on page 4](#). See also [Appendix D, “Interface structures for C language servers and clients,” on page 461](#) for more information about C language structures.

Table 16 on page 353 shows the OSI services.

Table 16. OSI services	
Service	Description
osi_copyin	Copy data to a PFS buffer
osi_copyout	Copy data to a user buffer
osi_copy64	Move data between user and PFS buffers with 64-bit addresses
osi_ctl	Pass control information to the kernel
osi_getcred	Obtain SAF UIDs, GIDs, and supplementary IDs
osi_getvnode	Get a vnode
osi_kipcget	Query interprocess communications
osi_kmsgctl	Control in-kernel messages
osi_kmsgget	Get a message queue ID
osi_kmsgrcv	Receive an in-kernel message from the queue
osi_kmsgsnd	Send an in-kernel message to the queue
osi_mountstatus	Report file system status
osi_post	General post
osi_sched	Schedule Part 2 of Async I/O
osi_selpost	Select post
osi_signal	Send a signal
osi_sleep	Wait for a resource
osi_thread	Fetch a module from a thread
osi_uiomove	Move data between buffers
osi_upda	Update Async I/O request
osi_wait	General wait
osi_wakeup	Wake a task waiting for a resource

This topic describes each of the OSI services, which are arranged in alphabetic order. The OSI services are callable services that are generally called only from within a PFS. Some of these services must be called from the same thread that is making a VFS or vnode call. The information about callable services from [Chapter 5, “VFS callable services application programming interface,” on page 253](#) applies here, with a few exceptions:

- The service name is a C-language macro that invokes the particular service based on its address in the OSIT structure.
- The three ways of invoking a module that are listed in [Chapter 5, “VFS callable services application programming interface,”](#) on page 253 do not apply to these services. They must be called with the saved OSIT structure address, by using the macros listed in [Table 16](#) on page 353.

Assembler language programs must use the OSIT structure offsets for each service. These offsets can be found in the OSIT typedef in [Appendix D, “Interface structures for C language servers and clients,”](#) on page 461.

Any of the output parameters of a call can be modified by the system, whether the call is successful or not.

Using OSI services from a non-kernel address space

The `osi_post`, `osi_selfpost`, and `osi_wakeup` services can be called from a non-kernel address space to wake up a thread that is waiting for some event to occur. `osi_ctl` can be used from a non-kernel address space to communicate with a file exporter exit program. The `osi_sched` service can be called to initiate Part 2 of an asynchronous I/O.

For example, if a PFS establishes its own communication mechanism to another separate address space, there might be times when it needs to wait for a reply from that address space. In these cases the PFS can call `osi_wait`, while running on the user's thread in either the kernel or the other address space, and a program in that other address space can call `osi_post` to wake it up. A recovery option is available through the `v_reg()` function that ensures that these waiting processes are posted if the separate address space should terminate abnormally.

Similarly, if the PFS participates in `select()` processing and the selected event occurs in another address space, `osi_selfpost` can be called from that other address space.

This section does not apply to calls that are made by the PFS while in the kernel or in a colony address space. For these calls, the OSIT table address that is passed during initialization should be used.

To use the OSI services from an independent (non-cross-memory) thread in another address space, or from an end user thread that has PCed from the PFS to another address space, you must perform the following steps from an authorized program that is running in non-cross-memory mode in that other address space:

1. Issue an MVS LOAD for the module BPXVOSIT.
2. Branch to the address that is returned by LOAD, passing the standard `return_value`, `return_code`, and `reason_code` parameters with OS linkage.

The program must be authorized at the time of this branch, so that a PC (Program Call instruction) can be set up between this address space and the kernel.

If `return_value` is not -1, it will be the address of an OSIT in this address space.

3. Save the OSIT address returned from a successful LOAD and branch.
4. Do not DELETE the BPXVOSIT load module. All the addresses of the OSI services are within this load module.

The constants and prototype related to doing this are included in [Appendix D, “Interface structures for C language servers and clients,”](#) on page 461.

From this point on, you can call the OSI services from this address space (via the saved OSIT address) from C or assembler programs the same way a PFS does. The calling program does not have to be authorized at the time of an OSI service call, unless the service specifically requires it.

The following restrictions on using the OSI services from an independent task apply:

- A task in the server process can use the standard IPC message interface to communicate with a PFS that is using the `osi_kmsg` interface, so `osi_getipc` and the `osi_kmsg` services are not intended to be used from an independent task.

- A task in the server process can use the standard `kill()` function to send a signal; `osi_signal` should not be used.
- `Osi_copyin`, `osi_copyout`, and `osi_uiomove` should not be used to copy from or to the user address space buffers that were passed on a PFS operation.
- `Osi_getvnode`, `osi_sleep`, and `osi_thread` cannot be used. `Osi_wait` can be used after some special setup. Refer to the usage notes for `osi_wait` for details.

The effect of loading and calling BPXVOSIT is tied to the address space. BPXVOSIT cannot be called twice unless z/OS UNIX has terminated and restarted.

If the separate address space is started before the kernel address space, a call to BPXVOSIT that is issued during initialization fails. Generally, a PFS contacts its partner address space during z/OS UNIX initialization, and the load and call can be performed at this time. As an alternative, you can listen for the Event Notification Facility (ENF) Signal, which is issued whenever z/OS UNIX is started. During initialization, an address space can set up an ENF Listen for this event and call BPXVOSIT. If BPXVOSIT fails with EMVSNOTUP, the ENF Signal is eventually issued and BPXVOSIT can be called again after the server's ENF Listen exit is invoked. The ENF Qualifier Constant is defined in macro BPXYENFO.

Invoking OSI services in 31-bit and 64-bit addressing mode

Many OSI services can be invoked in both 31-bit and 64-bit addressing mode. Both Register 1 and the parameter list it points to must correspond to the caller's AMODE. If the parameter itself is identified as an address, it must be 4 bytes or 8 bytes, depending on the caller's AMODE, unless otherwise stated.

osi_copyin — Move data from a user buffer to a PFS buffer

Function

The `osi_copyin` service moves a block of data from a user buffer to a PFS buffer.

Requirements

Operation	Environment
Authorization:	Supervisor state; any PSW key
Dispatchable unit mode:	Task or SRB
Cross memory mode:	Any
AMODE:	31-bit
ASC mode:	Any
Interrupt status:	Enabled for interrupts
Locks:	Unlocked
Control parameters:	All parameters must be addressable by the caller and in the primary address space.

Format

```
osi_copyin(Destination_buffer,
           Destination_ALET,
           Source_buffer,
           Source_ALET,
           Source_key,
           Move_length,
           Return_value,
           Return_code,
           Reason_code);
```

Parameters**Destination_buffer**

Supplied parameter

Type:

Char

Length:

Value specified by Move_length.

The name of the buffer in the PFS to which data is copied.

Destination_ALET

Supplied parameter

Type:

Integer

Length:

Fullword

The ALET for the specified Destination_buffer in the PFS.

Source_buffer

Supplied parameter

Type:

Char

Length:

Value specified by Move_length.

The name of the buffer in the user address space from which data is copied.

Source_ALET

Supplied parameter

Type:

Integer

Length:

Fullword

The ALET for the specified Source_buffer in the user address space.

Source_key

Supplied parameter

Type:

Integer

Length:

Fullword

The storage key for the Source_buffer in the user address space. The specified key should be in the last 4 bits of the word. The key is typically the same value as the key stored in the UIO field UIO.u_key.

Move_length

Supplied parameter

Type:

Integer

Length:

Fullword

The number of bytes to move.

Return_value

Returned parameter

Type:

Integer

Length:

Fullword

A fullword in which the osi_copyin service returns the results of the request, as one of the following:

Return_value**Meaning****-1**

The operation was not successful. The Return_code and Reason_code parameters contain the values returned by the service.

0

The operation was successful.

Return_code

Returned parameter

Type:

Integer

Length:

Fullword

A fullword in which the osi_copyin service stores the return code. The osi_copyin service returns Return_code only if Return_value is -1. For a complete list of supported return codes, see [Return codes \(errno\)](#) in *z/OS UNIX System Services Messages and Codes*.

The osi_copyin operation supports the following error value:

Return_code	Explanation
EFAULT	A specified buffer address is not in addressable storage.

Reason_code

Returned parameter

Type:

Integer

Length:

Fullword

A fullword in which the osi_copyin service stores the reason code. The osi_copyin service returns Return_code only if Return_value is -1. Reason_code further qualifies the Return_code value. For a list of reason codes, see [Reason codes](#) in *z/OS UNIX System Services Messages and Codes*.

Usage notes

1. The address of the osi_copyin routine is passed to the PFS in the OSIT structure when the PFS is initialized.
2. The storage key for the destination buffer can be any storage key.

Related services

- [“osi_uimove — Move data between PFS buffers and buffers defined by a UIO structure”](#) on page 407
- [“osi_copyout — Move data from a PFS buffer to a user buffer”](#) on page 358
- [“osi_copy64 — Move data between user and PFS buffers with 64-bit addresses”](#) on page 360

Characteristics and restrictions

This routine must be used only on the dispatchable unit (task or SRB) that made the vnode or VFS call because the service requires the use of the cross-memory environment of the calling dispatchable unit.

osi_copyout — Move data from a PFS buffer to a user buffer

Function

The osi_copyout service moves a block of data from a PFS buffer to a user buffer.

Requirements

Operation	Environment
Authorization:	Supervisor state; any PSW key
Dispatchable unit mode:	Task or SRB
Cross memory mode:	Any
AMODE:	31-bit
ASC mode:	Any
Interrupt status:	Enabled for interrupts
Locks:	Unlocked
Control parameters:	All parameters must be addressable by the caller and in the primary address space.

Format

```
osi_copyout(Destination_buffer,
            Destination_ALET,
            Source_buffer,
            Source_ALET,
            Destination_key,
            Move_length,
            Return_value,
            Return_code,
            Reason_code);
```

Parameters

Destination_buffer

Supplied parameter

Type:

Char

Length:

Value specified by Move_length.

The name of the buffer in the user address space to which data is copied.

Destination_ALET

Supplied parameter

Type:

Integer

Length:

Fullword

The ALET for the specified Destination_buffer in the user address space.

Source_buffer

Supplied parameter

Type:

Char

Length:

Value specified by Move_length.

The name of the buffer in the PFS from which data is copied.

Source_ALET

Supplied parameter

Type:

Integer

Length:

Fullword

The ALET for the specified Source_buffer in the PFS.

Destination_key

Supplied parameter

Type:

Integer

Length:

Fullword

The storage key for the Destination_buffer in the user address space. The specified key should be in the last 4 bits of the word. The key is typically the same value as the key stored in the UIO field UIO.u_key

Move_length

Supplied parameter

Type:

Integer

Length:

Fullword

The number of bytes to move.

Return_value

Returned parameter

Type:

Integer

Length:

Fullword

A fullword in which the osi_copyout service returns the results of the request, as one of the following:

Return_value**Meaning**

-1

The operation was not successful. The Return_code and Reason_code parameters contain the values returned by the service.

0

The operation was successful.

Return_code

Returned parameter

Type:

Integer

Length:

Fullword

A fullword in which the osi_copyout service stores the return code. The osi_copyout service returns Return_code only if Return_value is -1. For a complete list of supported return codes, see [Return codes \(errno\)](#) in *z/OS UNIX System Services Messages and Codes*.

The osi_copyout operation supports the following error value:

Return_code

EFAULT

Explanation

A buffer address that was specified is not in addressable storage.

Reason_code

Returned parameter

Type:

Integer

Length:

Fullword

A fullword in which the osi_copyout service stores the reason code. The osi_copyout service returns Return_code only if Return_value is -1. Reason_code further qualifies the Return_code value.

Usage notes

1. The address of the osi_copyout routine is passed to the PFS in the OSIT structure when the PFS is initialized.
2. The storage key for the source buffer can be any storage key.

Related services

- [“osi_uimove — Move data between PFS buffers and buffers defined by a UIO structure”](#) on page 407
- [“osi_copyin — Move data from a user buffer to a PFS buffer”](#) on page 355
- [“osi_copy64 — Move data between user and PFS buffers with 64-bit addresses”](#) on page 360

Characteristics and restrictions

This routine must be used only on the dispatchable unit (task or SRB) that made the vnode or VFS call because the service requires the use of the cross-memory environment of the calling dispatchable unit.

osi_copy64 — Move data between user and PFS buffers with 64-bit addresses

Function

The osi_copy64 service moves a block of data in either direction between 64-bit addressed user and PFS buffers.

Requirements**Operation**

Authorization:

Environment

Supervisor state; any PSW key

Operation	Environment
Dispatchable unit mode:	Task or SRB
Cross memory mode:	Any
AMODE:	31- or 64-bit
ASC mode:	Any
Interrupt status:	Enabled for interrupts
Locks:	Unlocked
Control parameters:	All parameters must be 31-bit addressable by the caller and in the primary address space.

Format

```
osi_copy64(copy64_struct,
           Workarea);
```

Parameters

copy64_struct

Supplied and returned parameter

Type:

Structure

Length:

Specified by the 64_length field

The parameters of this service are contained in the copy64_struct. See [“Usage notes” on page 361](#) for a description of the fields in this structure.

Workarea

Supplied parameter

Type:

Character

Length:

512 bytes

Workarea is a 512-byte buffer that resides below the 2GB line and is aligned on a doubleword boundary. It can be used by the service for dynamic storage.

Usage notes

1. The osi_copy64 service can be called in AMODE 31 or AMODE 64, and the buffers may be above or below the 2GB line. In all cases the full 64-bit addresses must be valid. In releases prior to z/OS V1R5, the osi_copy64 service may be called only in AMODE 31.
2. The size of the R1 address and of the parameter list addresses that it points to are assumed to correspond to the AMODE of the caller at the time of the call.
3. copy64_struct contains the following fields:

c64_sourcebuff

The source address for the copy. The source is always copied to the destination (c64_destbuff).

c64_destbuff

The destination address for the copy.

c64_direction

Specifies whether MVCSK (In) or MVCDK (Out) should be used.

c64_keybits

Contains the 4-bit key of the user's data.

c64_copylen

Specifies the length of the data to be copied. This is a 32-bit field.

c64_dontincrsrc

The source address will be incremented by the c64_copylen to facilitate looping calls, unless this flag is set.

c64_dontincrdest

The destination address will be incremented by the c64_copylen to facilitate looping calls, unless this flag is set.

c64_gotrecovery

If the PFS has its own EFAULT recovery, you can avoid the overhead involved in the setting up and taking down of an FRR on each call to this service by setting this flag.

c64_rc

Indicates the success or failure of the operation, as described in this topic.

c64_rsn

Indicates the success or failure of the operation, as described in this topic.

c64_sourcealet

Contains the ALET of the source buffer.

c64_destalet

Contains the ALET of the destination buffer.

c64_length

Contains the length of the copy64_struct itself.

4. The results of the operation are returned in c64_rc as either:

0

The operation was successful, and c64_copylen bytes were moved.

Nonzero

The operation failed. This is the failing return code, and c64_rsn contains the failing reason code. The osi_copy64 service may return the following return code:

Return_code**Explanation**

EFAULT

A specified buffer address is not in addressable storage.

5. The osi_copy64 routine is a high-performance routine. It does not issue program calls into the kernel.

6. If the PFS has no storage below the 2 GB line for the Workarea, the OSI WorkArea can be used.

Related services

- [“osi_uiomove — Move data between PFS buffers and buffers defined by a UIO structure” on page 407](#)
- [“osi_copyout — Move data from a PFS buffer to a user buffer” on page 358](#)
- [“osi_copyin — Move data from a user buffer to a PFS buffer” on page 355](#)

Characteristics and restrictions

Whenever it is used to copy user address space areas, this routine must be used only on the dispatchable unit (task or SRB) that made the original vnode or VFS call because the service requires the use of the cross-memory environment of the calling dispatchable unit.

osi_ctl — Pass control information to the kernel

Function

The osi_ctl service passes control information to the kernel or to a file exporter exit in the kernel.

Requirements

Operation	Environment
Authorization:	Problem or Supervisor state, any key
Dispatchable unit mode:	Task
Cross memory mode:	Any
AMODE:	31-bit or 64-bit
ASC mode:	Any
Interrupt status:	Enabled for interrupts
Locks:	Unlocked
Control parameters:	All parameters must be addressable by the caller and in the primary address space.

Format

```
osi_ctl(Command,
        Argument_length,
        Argument,
        Return_value,
        Return_code,
        Reason_code);
```

Parameters

Command

Supplied parameter

Type:

Integer

Length:

Fullword

The name of a fullword that contains the command code for this operation. The allowed command codes and their associated commands are as follows:

Command code	Associated command	Notes
1	OSI_GLUECALL	Provides general communication between a file exporter and the exporter exit that was established during v_reg().
4	OSI_UPDATEFILESYS	See “BPXYPFISI” on page 480.
5	OSI_REMOUNTSAMEMODE	Enables a PFS to remount a file system without changing the mount mode.
6	OSI_QSE	Allows the PFS to issue notifications that a file system is being quiesced in the PFS so that the LFS can also quiesce it in the LFS layer.

Command code	Associated command	Notes
7	OSI_UQS	Allows the PFS to issue notifications that a file system is being unquiesced in the PFS so that the LFS can also unquiesce it in the LFS layer.
8	OSI_GETMNTSTATUS	Enables a PFS to obtain the LFS status of a file system.
9	OSI_DUB	Enables the PFS to dub and undub a worker task.
10	OSI_PFSSTATUS	Enables a PFS to provide PFS-specific status information to the logical file system.
13	OSI_TERMINATE	Enables the PFS to notify the LFS that the PFS is abnormally terminating. The LFS will terminate any task still in an active call to the PFS.

These commands are defined in BPXYPFSI. See [“BPXYPFSI” on page 480](#).

Argument_length

Supplied parameter.

Type:

Integer

Length:

Fullword

The name of a fullword that contains the length of the Argument.

Argument

Parameter supplied and returned

Type:

Defined by the receiver.

Length:

Specified by the Argument_length parameter

Specifies the address of a buffer, of length Argument_Length, that contains the argument of the operation. The Argument depends on the command, as follows:

- For OSI_GLUECALL, Argument is a buffer of variable length up to 256 bytes.
- For OSI_REMOUNTSAMEMODE, Argument is the osi_remnt structure in [“BPXYPFSI” on page 480](#).
- For OSI_GETMNTSTATUS, Argument is the osi_getmntstat structure in [“BPXYPFSI” on page 480](#).
- For OSI_DUB, Argument is a 4-byte integer whose value is either osi_dubtask or osi_undubtask. These fields are defined in [“BPXYPFSI” on page 480](#).
- For OSI_PFSSTATUS, Argument is the osipfsstatus structure in the BPXYPFSI, PFS interface definitions. See [“BPXYPFSI” on page 480](#).
- For OSI_QSE, Argument is the osi_quiesce_struct structure in BPXYPFSI, PFS interface definitions. See [“BPXYPFSI” on page 480](#).
- For OSI_UQS, Argument is the osi_quiesce_struct structure in BPXYPFSI, PFS interface definitions. See [“BPXYPFSI” on page 480](#).
- For OSI_TERMINATE, argument is the osi_term structure in BPXYPFSI, PFS interface definitions. See [“BPXYPFSI” on page 480](#).

Specifies the name of a buffer, of length Argument_Length, that contains the argument of the operation.

The buffer can be modified to return information to the caller.

Return_value

Returned parameter

Type:

Integer

Length:

Fullword

The name of a fullword in which the `osi_ctl` service returns 0 if the request is successful, and -1 if the request is not successful.

Return_code

Returned parameter

Type:

Integer

Length:

Fullword

The name of a fullword in which the `osi_ctl` service stores the return code. The `osi_ctl` service returns `Return_code` only if `Return_value` is -1. For a complete list of possible return code values, see [Return codes \(errno\)](#) in *z/OS UNIX System Services Messages and Codes*. The return code may come from the exporter exit.

The `osi_ctl` service can return one of the following values in the `Return_code` parameter:

Return_code	Explanation
<code>EINVAL</code>	A supplied parameter is incorrect. Possible reason codes are: <ul style="list-style-type: none"> • <code>Nonregistered</code>. The caller is not registered or is not a file exporter type. • <code>Indoctrination</code>. The command was not a supported value.
<code>ENOENT</code>	A matching file system was not found.
<code>ENOMEM</code>	A C environment cannot be obtained to invoke the exit.
<code>EPERM</code>	A task is already dubbed or undubbed. <ul style="list-style-type: none"> • For <code>OSI_DUB</code>, if <code>Argument</code> is <code>osi_dubtask</code> and the task is already dubbed, the return value is returned as -1 and the reason code is <code>JrAlreadyDubbed</code>. • If <code>Argument</code> is <code>osi_undubtask</code> and the task is already undubbed, the return value is -1 and the reason code is <code>JrAlreadyUnDubbed</code>.
<code>ESRCH</code> with <code>JrPfsNotDubbed</code>	The caller is not on a POSIX thread.

Reason_code

Returned parameter

Type:

Integer

Length:

Fullword

The name of a fullword in which the `osi_ctl` service stores the reason code. The `osi_ctl` service returns the reason code only if the return value is -1. `Reason_code` further qualifies the `Return_code` value. For a list of reason codes, see [Reason codes](#) in *z/OS UNIX System Services Messages and Codes*.

The reason code may come from the exporter exit, in which case it would be documented with that product.

Usage notes

1. The OSI_GLUECALL command is provided for general communication between a file exporter and the exporter exit that was established during v_reg().

The argument buffer can be modified to convey information from the exit to the caller. The exit must not write in the argument buffer beyond the amount that was passed in by the caller. The caller and the exit should agree on the size of the argument, or should use an embedded length field to limit the amount of data that is moved to the argument buffer for output.

If the amount of data to be transferred is more than the amount that is allowed by this service, the caller should use the argument to pass the address of a buffer that contains the data. The exit can use osi_copyin and osi_copyout to move data between the caller's address space and the kernel.

2. For OSI_GETMNTSTATUS, the PFS must fill in the mt_devno in osi_getmntstat_devno. The PFS must also fill in the eye catcher, version, buffer address, and buffer length. The buffer length must be at least as large as the length of an mnteh (header) plus the length of one mnte entry. The buffer pointed to by osi_getmntstat_bufferaddr does not need to be initialized. The length that was copied into the buffer is stored in osi_getmntstat_bufferlen as output.

OSI_GETMNTSTATUS performs an internal getmntent (BPX1GMN), and the osi_getmntstat_bufferaddr points to a buffer that will hold the output of that getmntent call, which includes an mnteh (header) and mnte, which are described in BPXYMNTE. If a file system was found matching the input osi_getmntstat_devno, the return_value will be zero and the buffer will contain an mnteh and the mnte entry for that file system. The PFS can examine fields in the mnte to determine the status of the file system. For example, mntentfstname will contain the PFS type name and mntentfsclient will indicate if LFS function-shipping or locally-mounted to PFS. The PFS should also check the mntentstatus flags to ensure the file system is valid. If no matching file system is found, the return_value is -1 and the return_code is ENOENT.

3. For OSI_REMOUNTSAMEMODE, osi_remnt is the osi_remnt structure in “BPXYPFSI” on page 480. The PFS calls osi_ctl with osi_remountsamemode, passing the osi_remnt as the Argument. osi_remnt_name, osi_remnt_version, osi_remnt_devno and osi_remnt_pfsid must be filled in. The osi_remnt_devno identifies the file system. osi_remnt_pfsid is the pfsi_pfsid passed on initialization.
4. For OSI_DUB, if Argument is OSI_DUBTASK and the task is already dubbed, the return_value is returned as -1, and the return_code is EPERM with JrAlreadyDubbed. If Argument is OSI_UNDUBTASK and the task is already undubbed, the return_value is returned as -1, and the return_code is EPERM with JrAlreadyUnDubbed.
5. For OSI_PFSSTATUS, the parameter argument is specified as structure osi_pfsstatusinfo, which is documented in BPXYPFSI. osi_pfsstatus_linex contains the formatted text of 60 characters. (See “BPXYPFSI” on page 480.) In any part of the osi_pfsstatus_linex, if the first character is a null character, or if the entire line contains blanks, this indicates that there is no status on that line. The command D OMVS,PFS skips null or blank lines and displays only osi_pfsstatus_linex with status information.
6. For OSI_QSE, the argument is specified as structure osi_quiesce_struct, which is documented in BPXYPFSI. In the structure, the PFS sets the osi_quiesce_name to OSIQ, and osi_quiesce_version to OSI_QUIESCEV1. It sets osi_quiesce_devno to the mt_devno identifying the file system to be quiesced. It passes the process ID of the quiescing process in osi_quiesce_pid, and a unique quiesce instance ID in osi_quiesce handle. The job name and system name of the quiesce owner is passed in osi_quiesce_jobname and osi_quiesce_sysname. The PFS passes its pfsi_pfsid in osi_quiesce_pfsid. The osi_quiesce_flags must be set to identify the quiesce reason. The PFS must have support for a vfs_pfsctl to allow notification to the PFS to unquiesce, passing the quiesce handle and file system name. Unquiesce might be necessary under certain exceptional conditions, such as PFS termination or the quiesce owner's system leaving the sysplex.
7. For OSI_UQS, the argument is specified as structure osi_quiesce_struct, which is documented in BPXYPFSI. In the structure, the PFS sets the osi_quiesce_name to OSIQ, and osi_quiesce version

to OSI_QUIESCEV1. It sets `osi_quiesce_devno` to the `mt_devno` identifying the file system to be unquiesced.

8. For OSI_TERMINATE, the parameter argument is specified as a structure `osi_term`, which is documented in BPXYPFSI. The PFS must fill `osi_term_pfsid`. `osi_term_pfsid` is the `pfsi_pfsid` that is passed on initialization.

The PFS must also fill an eyecatcher, `osi_term_name`. The `osi_term_name` can be set to OSI_TERMID and `osi_term_version` can be set to OSI_TERMV1.

The `osi_quiesce_handle` must be passed and must match the `osi_quiesce_handle` that was passed on the quiesce, unless it is FFFFFFFF hex, which is a force unquiesce. If the PFS wants the LFS to perform quiesce handle validation only and not proceed with the unquiesce, it should set flag `osi_quiesce_checkonly`.

Characteristics and restrictions

None.

osi_getcred – Obtain SAF UIDs, GIDs, and supplementary GIDs

Function

The `osi_getcred` service obtains the real, effective, and saved user IDs, group IDs, and supplementary group IDs from System Authorization Facility (SAF).

Requirements

Operation	Environment
Authorization:	Supervisor state, any PSW key
Dispatchable unit mode:	Task
Cross memory mode:	Any
AMODE:	31-bit or 64-bit
ASC mode:	Any
Interrupt status:	Enabled for interrupts
Locks:	Unlocked
Control parameters:	All parameters must be addressable by the caller and, except for the <code>Getcred_Parms</code> and area for the supplemental GIDs, must be in the primary address space.

Format

```
osi_getcred(OSI_structure,
            Workarea,
            Alet,
            Getcred_Parms,
            Return_value,
            Return_code,
            Reason_code);
```

Parameters

Alet

Supplied parameter

Type:

Integer

Length:

Fullword

The Alet for the Getcred_Parms structure and the supplementary GID list that is pointed to by Getcred_Parms.

Getcred_parms

Supplied parameter

Type:

Structure

Length:

Specified by sizeof(OGCDPRM)

An area that contains the osi_getcred parameters. It may reside above the bar when the caller is AMODE=64. The entries in this area are mapped by the OGCDPRM typedef, which is defined in the BPXYPSI header.

Refer to Appendix D, “Interface structures for C language servers and clients,” on page 461 for a full description of this structure. Following is a description of the parameters in this structure:

Parameter	Description
oc_effective_gid	The effective GID, returned by the security product.
oc_effective_uid	The effective UID, returned by the security product.
oc_gid_list	A pointer to an area to contain the array of supplementary GIDs. It is a 31-bit pointer, regardless of the caller's AMODE.
oc_hdr	A header that contains an eyecatcher and length. It can be initialized using OGCDPRM_HDR.
oc_maxsgids	Set by the invoker to the maximum number of supplementary GIDs that will fit in the area that is pointed to by oc_gid_list. If there is not enough room for all available GIDs, this maximum is returned. In this case, this field is updated, on return to the caller, to indicate the total number of GIDs which could have been returned had there been room for all.
oc_numsgids	The number of supplementary GIDs returned by the security product.
oc_real_gid	The real GID, returned by the security product.
oc_real_uid	The real UID, returned by the security product.
oc_saved_gid	The saved GID, returned by the security product.
oc_saved_uid	The saved UID, returned by the security product.

OSI_structure

Supplied parameter

Type:

Structure

Length:

Specified by the Osilen field

OSI_structure contains information that is used by the OSI operations. The PFS receives this structure on each PFS interface operation.

Refer to Appendix D, “Interface structures for C language servers and clients,” on page 461 for a full description of this structure.

Reason_code

Returned parameter

Type:

Integer

Length:

Fullword

A fullword in which the osi_getcred service stores the reason code. The osi_getcred service returns Reason_code only if Return_value is -1. Reason_code further qualifies the Return_code value. For a complete list of supported return codes, see [Return codes \(errno\)](#) in *z/OS UNIX System Services Messages and Codes*.

If the Return_code that is returned by osi_getcred is EMVSSAF2ERR, the low-order two bytes of the Reason_code will be the RACF return and reason codes.

Return_code

Returned parameter

Type:

Integer

Length:

Fullword

A fullword in which the osi_getcred service stores the return code. The osi_getcred service returns Return_code only if Return_value is -1. For a complete list of supported return codes, see [Return codes \(errno\)](#) in *z/OS UNIX System Services Messages and Codes*.

Return_value

Returned parameter

Type:

Integer

Length:

Fullword

A fullword in which the osi_getcred service returns the results of the service, as one of the following:

Return_value**Meaning****-1**

The operation was not successful. The Return_code and Reason_code parameters contain the values that are returned by the service.

0

The operation was successful, and there was room for all supplementary GIDs in the caller-provided area.

+1

The operation was successful, but there were more supplementary GIDs than could fit in the caller-provided area. A partial list of GIDs has been returned. The oc_maxsgids field has been updated with the actual number of supplementary GIDs that are available. The oc_maxsgids field should be reset to the proper value, if necessary, before the Getcred_Parms structure is used again on a subsequent call.

Workarea

Supplied parameter

Type:

Char

Length:

3 K

Workarea is a buffer aligned on a doubleword boundary. It must reside below the bar.

Usage notes

1. The `osi_getcred` calls SAF to obtain the UID and GID information.
2. If there is not room in the supplementary GID area, SAF returns as many as will fit. A return value of 1 indicates that this has occurred. In this case, the `oc_maxsgids` field is updated with the number that would have been returned had there been room for all supplementary GIDs. The caller should not depend upon those GIDs that are returned when there is not enough room for all supplementary GIDs. The subset of the available GIDs that is returned may differ among various security products, or even from call to call for some security products.
3. The `OSI_structure` contains an area that is pointed to by `osi_workarea`, which may be passed to this service as the `Workarea` parameter.

Related services

None.

Characteristics and restrictions

None.

osi_getvnode — Get or return a vnode

Function

The `osi_getvnode` service is used by a PFS to create a vnode or return a vnode that it created but never used.

Requirements

Operation	Environment
Authorization:	Supervisor state, PSW key 0
Dispatchable unit mode:	Task or SRB
Cross memory mode:	Any
AMODE:	31-bit or 64-bit
ASC mode:	Any
Interrupt status:	Enabled for interrupts
Locks:	Unlocked
Control parameters:	All parameters must be addressable by the caller and in the primary address space.

Format

```
osi_getvnode(Entry_code,
             Token_structure,
             attribute_structure,
             PFS_token,
             Vnode_token,
             Return_value,
             Return_code,
             Reason_code);
```

Parameters

Entry_code

Supplied parameter

Type:

Integer

Length:

Fullword

Entry_code specifies the function that is being requested for the osi_getvnode service.

Entry_code	Explanation
OSI_BUILDVNOD	Get a vnode
OSI_BUILDVNODNL	Get a vnode that is never locked by the LFS.
OSI_RTNVNOD	Return an unused vnode.
OSI_BUILDVNODXL	Get a vnode that is always under an exclusive lock.
OSI_PURGELLA	Purge LLA entries for a vnode.
OSI_INACTASAP	Deactivate a vnode as soon as possible.
OSI_MEMCRITICAL	PFS requests memory relief for its file systems.
OSI_STALEVNODE	Indicate that a file is no longer usable.

Token_structure

Supplied parameter

Type:

TOKSTR

Length:

Specified by TOKSTR.ts_hdr_cbolen.

This token_structure is the one that was passed to the vnode or VFS operation from which this call is being made. It represents the parent file or file system of the file for which a vnode is being created. This parameter is 0 for OSI_PURGELLA and OSI_INACTASAP.

attribute_structure

Supplied parameter

Type:

Structure

Length:

Specified by the attr.cbhdr.cbolen field of the structure.

The file attributes of the file for which this vnode is being created. This structure is mapped by typedef ATTR in the BPXYVFSI header file (see [Appendix D, "Interface structures for C language servers and clients,"](#) on page 461).

PFS_token

Supplied parameter

Type:

Token

Length:

8

The PFS token for the file for which this vnode is being created.

Vnode_token

Returned parameter for entry code OSI_BUILDVNOD, OSI_BUILDVNODXL, and OSI_BUILDVNODNL; supplied parameter for entry code OSI_RTNVNOD, OSI_PURGELLA, and OSI_INACTASAP.

osi_getvnode

Type:
Token

Length:
8

The vnode token for the file.

Return_value
Returned parameter

Type:
Integer

Length:
Fullword

The name of a fullword in which the osi_getvnode service returns the results of the operation, as one of the following:

Return_value
Meaning

-1
The operation was not successful.

0
The operation was successful.

Return_code
Returned parameter

Type:
Integer

Length:
Fullword

The name of a fullword in which the osi_getvnode service stores the return code. The osi_getvnode service can return one of the following values in the Return_code parameter only if Return_value is -1. Reason_code further qualifies the Return_code value.

Return_code	Explanation
0	Successful completion
Osi_BadParm	Invalid OSI_structure
Osi_Abend	Abend in osi_getvnode

Reason_code
Returned parameter

Type:
Integer

Length:
Fullword

A fullword in which the osi_getvnode service stores the reason code. The osi_getvnode service returns Reason_code only if Return_value is -1. Reason_code further qualifies the Return_code value.

Usage notes

- 1. For additional information, see [“Creating, referring to, and inactivating file vnodes” on page 30.](#)
- 2. The PFS should use the OSI_RTNVNOD function to return an unused vnode only when it gets a vnode, but decides it does not need it, before returning the vnode token to the LFS.

The Token_structure, attribute_structure, and PFS_token parameters are not referenced for OSI_RTNVNO, and the PFS may pass a zero for each parameter.

3. The address of the osi_getvnode routine is passed to the PFS in the OSIT when the PFS is initialized.
4. OSI_BUILDVNODNL is used when the PFS does not need the vnode serialization provided by the LFS. A vnode that is obtained in this way is locked only for vn_open and vn_close.
5. The PFS may pass a minimum File_Attribute_Structure, for performance reasons. This structure must include:

at_hdr.cbid

Set to ATT2 to distinguish this subset ATTR

at_hdr.cblen

Set to the correct length

at_mode

The file type field, at least

at_ino

at_major

at_minor

at_genvalue

The LFS bits, at least

at_fid

6. No Token_structure is required on an OSI_PURGELLA or OSI_INACTASAP request. This parameter may be 0.
7. The PFS can use OSI_STALEVNODE to tell the LFS that a file is no longer usable. After this call, the LFS will not allow new vnode operations. The PFS must continue to handle any operations already in progress at least well enough to fail the operation until the vnode is inactivated.

For a sysplex-aware PFS, this call must be made to the LFS on all systems in the sysplex. Any future vn_lookup call for the old file name or vfs_vget call for the old FID should return a new vnode. The PFS must also ensure that the target vnode cannot be deactivated while processing the OSI_STALEVNODE request. While it is processing an OSI_STALEVNODE request, the PFS must reject any vn_inact calls for that vnode.

Characteristics and restrictions

1. This routine can be called only for a vnode or VFS operation that returns a vnode token on the interface—for example, vn_lookup.
2. This routine must be used only on the task that made the vnode or VFS call, with the exception of the OSI_INACTASAP requests. OSI_INACTASAP requests can be invoked on a physical file system worker task; no serialization is necessary for these operations.
3. OSI_MEMCRITICAL is not a vnode-related function. Only the Token_Structure is used as input. The PFS should first check the PFS initialization block (PFSI) to see if the OSI_MEMCRITICAL function is supported. If it is, the PFS may use it to request memory relief by requesting that LFS clean up the vnode cache quickly. The PFS will also be called to harden its cached data to disk for each of its mounted file systems, using vfs_sync. To indicate the completion of this LFS memory-critical function, LFS will set the ts_sysd1 field to OSI_MEMCRITICAL for the last vfs_sync operation.

osi_kipcget — Query interprocess communications

Function

The osi_kipcget service queries shared memory, messages, and semaphores for the "next or specified member".

It is a secondary interface to the w_getipc service and is provided for use by a PFS that is running in a colony address space. For information about the w_getipc service, see [w_getipc \(BPX1GET, BPX4GET\)](#) — [Query interprocess communications](#) in *z/OS UNIX System Services Programming: Assembler Callable Services Reference*.

Requirements

Operation

Authorization:

Dispatchable unit mode:

Cross memory mode:

AMODE:

ASC mode:

Interrupt status:

Locks:

Control parameters:

Environment

Supervisor state or problem state; any PSW key

Task

Any

31-bit or 64-bit

Any

Enabled for interrupts

Unlocked

All parameters must be addressable by the caller and in the primary address space.

Format

```
CALL osi_kipcget(Ipc_Token | Ipc_Member_ID,
                Buffer_Address,
                Buffer_Length,
                Command,
                Return_value,
                Return_code,
                Reason_code);
```

Parameters

Buffer_address

Supplied parameter

Type:

Address

Length:

Fullword or doubleword, depending on the AMODE.

Address of the buffer structure that is defined by IPCQ. For the structure that describes this buffer, see [Mapping macros](#) in *z/OS UNIX System Services Programming: Assembler Callable Services Reference*.

Buffer_Length

Supplied parameter

Type:

Integer

Length:

Fullword

Length of the structure that is defined by IPCQ. This parameter is set to IPCQ#LENGTH. Field IPCQLENGTH differs from IPCQ#LENGTH when the system call is at a different level than the included IPCQ. An error is returned if this length is less than 4. The buffer is filled to the lesser of IPCQ#LENGTH or the value that is specified here.

Command

Supplied parameter

Type:

Integer

Length:

Fullword

Command	Description
Ipcq#ALL	Retrieve next shared memory, message, and semaphore member.
Ipcq#MSG	Retrieve next message member.
Ipcq#SEM	Retrieve next semaphore member.
Ipcq#SHM	Retrieve next shared memory member.
Ipcq#OVER	Overview of system variables. Ignores the value of the first operand (Ipc_Token).

Ipc_Member_ID

Supplied parameter

Type:

Integer

Length:

Word

Specifies a message queue ID, semaphore ID, or shared member ID.

Ipc_Token

Supplied parameter

Type:

Integer

Length:

Word

Specifies a token that corresponds to a message queue, shared memory segment, or semaphore member ID. Zero represents the first member ID. The token that is to be used in the next invocation is passed back in Return_value. Ipc_Token is ignored when Ipc_OVER is specified.

Reason_code

Returned parameter

Type:

Integer

Length:

Fullword

The name of a fullword in which the osi_kipcget service stores the reason code. The osi_kipcget service returns Reason_code only if Return_value is -1. Reason_code further qualifies the Return_code value. For a complete list of supported return codes, see [Return codes \(errno\)](#) in *z/OS UNIX System Services Messages and Codes*.

Return_code

Returned parameter

Type:

Integer

Length:

Fullword

The name of a fullword in which the `osi_kipcget` service stores the return code. The `osi_kipcget` service returns `Return_code` only if `Return_value` is -1. The `osi_kipcget` service can return one of the following values in the `Return_code` parameter:

Return_code	Explanation
EINVAL	One of the following errors occurred: <ul style="list-style-type: none"> • The <code>IpC_Member_ID</code> is not valid for the command that was specified. • The <code>Command</code> parameter is not a valid command. • The buffer pointer was zero; or the buffer length was less than 4. <p>The following reason codes can accompany the return code: <code>JRBufTooSmall</code>, <code>JRIpCBadID</code>, or <code>JRBadEntryCode</code>.</p>
EFAULT	An input parameter specified an address that caused the callable service to program check. The following reason code can accompany the return code: <code>JRBadAddress</code> .

Return_value

Returned parameter

Type:

Integer

Length:

Fullword

The name of a fullword in which the `osi_kipcget` service returns the next `IpC_Token` (a negative number), 0, or -1 (error). If `IpC_Token` is specified, 0 indicates end of file. If `IpC_Member_ID` is specified, 0 indicates success.

Usage notes

1. With `IpC_Token`, `return_values` should be tested for 0 (end of file) or -1 (error). Other values are negative and will be the next `IpC_Token`.
2. With `IpC_Member_ID`, `return_values` should be tested for -1 (error).
3. A member's accessibility can change if the permissions are changed.
4. A given `IpC_Token` may not always retrieve the same member.
5. If a specific member is desired and was found using `IpC_Token`, subsequent requests may place it at that token or later (never earlier).
6. The address of the `osi_kipcget` routine is passed to the PFS in the OSIT structure when the PFS is initialized.

Related services

None.

Characteristics and restrictions

This service is invoked only from a colony address space.

osi_kmsgctl — Perform message queue control operations

Function

The osi_kmsgctl service provides various message control operations as specified by command. These functions include reading and changing message variables within the MSQID_DS data structure and removing a message queue from the system.

This is a secondary interface to the msgctl service. It is provided for use by a PFS running in a colony address space. For information about the msgctl service, see [msgctl \(BPX1QCT, BPX4QCT\) — Perform message queue control operations](#) in *z/OS UNIX System Services Programming: Assembler Callable Services Reference*.

Requirements

Operation	Environment
Authorization:	Supervisor state or problem state; any PSW key
Dispatchable unit mode:	Task
Cross memory mode:	Any
AMODE:	31-bit or 64-bit
ASC mode:	Any
Interrupt status:	Enabled for interrupts
Locks:	Unlocked
Control parameters:	All parameters must be addressable by the caller and in the primary address space.

Format

```
CALL osi_kmsgctl, (Message_Queue_ID,
                  Command,
                  Buffer,
                  Return_value,
                  Return_code,
                  Reason_code)
```

Parameters

Buffer

Parameter supplied and returned

Type:

Address

Length:

Fullword or doubleword, depending on the AMODE.

The name of the fullword that contains the address of the buffer into which or from which the message queue information is to be copied. This buffer is mapped by MSQID_DS.

Command

Supplied parameter

Type:

Integer

Character set:

N/A

Length:

Fullword

The name of a fullword field that indicates the message command that is to be executed. For the structure that contains these constants, see [Mapping macros in z/OS UNIX System Services Programming: Assembler Callable Services Reference](#). The values for Command are:

Ipc_RMID

Remove the message identifier that is specified by Message_Queue_ID from the system, and destroy the message queue and MSQID_DS data structure that are associated with it. This Command can only be executed by a process that has an effective user ID equal to either that of a process with appropriate privileges, or the value of IPC_CUID or IPC_UID in the MSQID_DS data structure that is associated with Message_Queue_ID.

Ipc_SET

Set the value of the IPC_UID, IPC_GID, IPC_MODE and MSG_QBYTES for associated Message_queue_ID. The values that are to be set are taken from the MSQID_DS data structure that is pointed to by argument Buffer. Any value for IPC_UID and IPC_GID can be specified. Only mode bits that are defined by BPX1QGT under the Message_Flag argument can be specified in the IPC_MODE field. This command can only be executed by a task that has an effective user ID equal to either that of a task with appropriate privileges, or the value of IPC_CUID or IPC_UID in the MSQID_DS data structure that is associated with Message_Queue_ID. This information is taken from the buffer that is pointed to by the Buffer parameter. For the data structure, see MSQID_DS DSECT.

Ipc_STAT

This command obtains status information about the message queue that is identified by the Message_Queue_ID parameter, if the current process has read permission. This information is stored in the area that is pointed to by argument Buffer and mapped by area MSQID_DS data structure. For the data structure, see MSQID_DS DSECT.

Message_Queue_ID

Supplied parameter

Type:

Integer

Length:

Fullword

Specifies the message queue identifier.

Reason_code

Returned parameter

Type:

Integer

Length:

Fullword

The name of a fullword in which the osi_kmsgctl service stores the reason code. The osi_kmsgctl service returns Reason_code only if Return_value is -1. For a complete list of supported return codes, see [Return codes \(errno\)](#) in *z/OS UNIX System Services Messages and Codes*.

Return_code

Returned parameter

Type:

Integer

Length:

Fullword

The name of a fullword in which the osi_kmsgctl service stores the return code. The osi_kmsgctl service returns Return_code only if Return_value is -1. see [Return codes \(errno\)](#) in *z/OS UNIX System*

Services Messages and Codes. The osi_kmsgctl service can return one of the following values in the Return_code parameter:

Return_code	Explanation
EACCES	The command specified was Ipc_STAT, and the calling process does not have read permission. The following reason code can accompany the return code: JRIPcDenied.
EINVAL	One of the following errors occurred: <ul style="list-style-type: none"> • Message_Queue_ID is not a valid Message queue identifier • The Command parameter is not a valid command. • The mode bits were not valid (SET). The following reason codes can accompany the return code: JRIPcBadFlags, JRMsqQBytes, or JRIPcBadID.
EPERM	The command specified was Ipc_RMID or Ipc_SET, and the effective user ID of the caller is not that of a process with appropriate privileges, and is not the value of IPC_CUID or IPC_UID in the MSQID_DS data structure that is associated with Message_Queue_ID. The command specified was Ipc_SET, and an attempt is being made to increase MSG_QBYTES. The effective user ID of the caller does not have superuser privileges. The following reason codes can accompany the return code: JRIPcDenied or JRMsqQBytes.
EFAULT	The Buffer parameter specified an address that caused the syscall to program check. The following reason code can accompany the return code: JRBadAddress.

Return_value

Returned parameter

Type:

Integer

Length:

Fullword

The name of a fullword in which the osi_kmsgctl service returns -1 or 0.

Usage notes

1. Changing the access permissions only affects message queue syscall invocations that occur after msgctl has returned. msgsnd and msgrcv, which are waiting while the permission bits are changed by msgctl, are not affected.
2. Ipc_SET can change permissions, and might affect the ability of a thread to use the next message queue syscall.
3. Quiescing a message queue stops additional messages from being added, while allowing existing messages to be received. A message queue can be quiesced by clearing (Ipc_SET) write permission bits.
4. A message queue can also be quiesced by reducing MSG_QBYTES (Ipc_SET) to zero. (Note: it would take superuser authority to reraise the limit.) Requesters are told EAGAIN or wait.
5. When a message queue ID is removed (Ipc_RMID) from the system, all waiting threads regain control with RV=-1, RC=EIDRM, and RC=JRIPcRemoved.

6. If you do not want to change all the fields, first initialize (Ipc_STAT) the buffer, change the desired fields, and then make the change (Ipc_SET).
7. For Command Ipc_RMID, the remove is complete by the time control is returned to the caller.

Related services

- [“osi_kmsgget — Create or find a message queue” on page 380](#)

Characteristics and restrictions

This service is invoked only from a colony address space.

The caller is restricted by ownership, read, and read/write permissions that are defined by OSI_kmsgget and OSI_kmsgctl Ipc_SET.

osi_kmsgget — Create or find a message queue

Function

The osi_kmsgget service returns a message queue ID.

This service is a secondary interface to the msgget service. It is provided for use by a PFS running in a colony address space. For information about the msgget service, see [msgget \(BPX1QGT, BPX4QGT\) — Create or find a message queue in z/OS UNIX System Services Programming: Assembler Callable Services Reference](#).

Requirements

Operation

Authorization:

Dispatchable unit mode:

Cross memory mode:

AMODE:

ASC mode:

Interrupt status:

Locks:

Control parameters:

Environment

Supervisor state or problem state; any PSW key

Task

Any

31-bit or 64-bit

Any

Enabled for interrupts

Unlocked

All parameters must be addressable by the caller and in the primary address space.

Format

```
CALL osi_kmsgget,(Key,
                  Message_Flag,
                  Return_value,
                  Return_code,
                  Reason_code)
```

Parameters

Key

Supplied parameter

Type:

Integer

Length:

Fullword

Identification for this message queue. This is a user-defined value that serves as a lookup value to determine whether this message queue exists, or the reserved value Ipc_PRIVATE.

Message_Flag

Supplied parameter

Type:

Integer

Length:

Fullword

Valid values for this field include any combination of the following (additional bits cause an EINVAL):

Ipc_CREAT

Creates a message queue if the key that is specified does not already have an associated ID. Ipc_CREATE is ignored when Ipc_PRIVATE is specified.

Ipc_EXCL

Causes the msgget function to fail if the key that is specified has an associated ID. Ipc_EXCL is ignored when Ipc_CREAT is not specified, or when Ipc_PRIVATE is specified.

S_IRUSR

Permits the process that owns the message queue to read it.

S_IWUSR

Permits the process that owns the message queue to alter it.

S_IRGRP

Permits the group that is associated with the message queue to read it.

S_IWGRP

Permits the group that is associated with the message queue to alter it.

S_IROTH

Permits others to read the message queue.

S_IWOTH

Permits others to alter the message queue.

The values that begin with an Ipc_ prefix are defined in BPXYIPCP, and are mapped onto S_TYPE, which is in BPXYMODE.

The values that begin with an S_I prefix are defined in BPXYMODE, and are a subset of the access permissions that apply to files.

Reason_code

Returned parameter

Type:

Integer

Length:

Fullword

The name of a fullword in which the osi_kmsgget service stores the reason code. The osi_kmsgget service returns Reason_code only if Return_value is -1. Reason_code further qualifies the Return_code value. For a list of reason codes, see [Reason codes](#) in *z/OS UNIX System Services Messages and Codes*.

Return_code

Returned parameter

Type:

Integer

Length:

Fullword

The name of a fullword in which the `osi_kmsgget` service stores the return code. The `osi_kmsgget` service returns `Return_code` only if `Return_value` is -1. For a complete list of possible return code values, see [Return codes \(errno\)](#) in *z/OS UNIX System Services Messages and Codes*. The `osi_kmsgget` service can return one of the following values in the `Return_code` parameter:

Return_code	Explanation
EACCES	A message queue identifier exists for the Key parameter, but operation permission, as specified by the low-order 9-bits of the Message_Flag parameter, is not granted (the "S_" items). The following reason code can accompany the return code: JRIPcDenied.
EEXIST	A message queue identifier exists for the Key parameter, and both Ipc_CREAT and Ipc_EXCL are specified. The following reason code can accompany the return code: JRIPcExists.
EINVAL	The Message_Flag operand included bits that are not supported by this function. The following reason code can accompany the return code: JRIPcBadFlags.
ENOENT	A message queue identifier does not exist for the Key parameter, and Ipc_CREAT was not set. The following reason code can accompany the return code: JRIPcNoExist.
ENOSPC	The system limit of the number of message queue IDs has been reached. The following reason code can accompany the return code: JRIPcMaxIDs.

Return_value

Returned parameter

Type:

Integer

Length:

Fullword

The name of a fullword in which the `osi_kmsgget` service returns -1 or the message queue identifier.

Usage notes

1. If the thread knows the message queue ID, it can issue a `msgctl`, `msgsnd`, or `msgrcv`. `msgget` is not needed.
2. This function returns the message queue identifier that is associated with the Key parameter.
3. This function creates a data structure, which is defined by `MSQID_DS`, if one of the following is true:
 - The Key parameter is equal to `Ipc_PRIVATE`.
 - The Key parameter does not already have a message queue identifier that is associated with it, and `Ipc_CREAT` is set.
4. Upon creation, the data structure that is associated with the new message queue identifier is initialized as follows:
 - `Ipc_CUID` and `Ipc_UID` are set to the effective user ID of the calling task.
 - `Ipc_CGID` and `Ipc_GID` are set to the effective group ID of the calling task.
 - The low-order 9-bits of `Ipc_MODE` are equal to the low-order 9-bits of the `Message_Flag` parameter.
 - `MSG_QBYTES` is set to the system limit that is defined by `parmlib`.
5. The message queue is removed from the system when `BPX1QCT` (`msgctl`) is called with command `Ipc_RMID`.

6. Users of message queues are responsible for removing them when they are no longer needed. Failure to do so ties up system resources.

Related services

- [“osi_kmsgctl — Perform message queue control operations” on page 377](#)

Characteristics and restrictions

1. This service is invoked from a colony address space.
2. There is a maximum number of message queues that are allowed in the system.
3. The caller is restricted by ownership, read, and read/write permissions that are defined by OSI_kmsgget and OSI_kmsgctl Ipc_SET.

osi_kmsgrcv — Receive from a message queue

Function

The osi_kmsgrcv service receives a message from a message queue.

This service is a secondary interface to the msgrcv service. It is provided for use by a PFS that is running in a colony address space. For information about the msgrcv service, see [msgrcv \(BPX1QRC, BPX4QRC\) — Receive from a message queue in z/OS UNIX System Services Programming: Assembler Callable Services Reference](#).

Requirements

Operation	Environment
Authorization:	Supervisor state or problem state; any PSW key
Dispatchable unit mode:	Task
Cross memory mode:	Any
AMODE:	31-bit or 64-bit
ASC mode:	Any
Interrupt status:	Enabled for interrupts
Locks:	Unlocked
Control parameters:	All parameters must be addressable by the caller and in the primary address space.

Format

```
CALL osi_kmsgrcv, (Message_Queue_ID,
                  Message_Address,
                  Message_Alet,
                  Message_Length,
                  Message_Type,
                  Message_Flag,
                  Return_value,
                  Return_code,
                  Reason_code)
```

Parameters

Message_Address

Supplied parameter

Type:

Address

Length:

Fullword or doubleword, depending on the AMODE.

The name of a field that contains the address of a buffer that is mapped by MSGBUF or MSGXBUF. For more information, see [Mapping macros](#) in *z/OS UNIX System Services Programming: Assembler Callable Services Reference*.

Message_Alet

Supplied parameter

Type:

Integer

Length:

Fullword

The name of the fullword that contains the ALET for Message_Address, which identifies the address space or data space in which the buffer resides.

Specify a Message_Alet of 0 if the buffer resides in the user's address space (current primary address space).

Specify a Message_Alet of 2 if the buffer resides in the home address space.

If a value other than 0 or 2 is specified for the Message_ALET, the value must represent a valid entry in the dispatchable unit access list (DUAL).

Message_Flag

Supplied parameter

Type:

Integer

Length:

Fullword

MSG_NOERROR specifies that the received message is to be truncated to Message_Length (mapped in BPXYMSG). The truncated part of the message is lost, and no indication of the truncation is given to the caller.

MSG_INFO specifies that the received message is to be of the MSGXBUF and not the MSGBUF format mapped in BPXYMSG. MSG_INFO specifies that extended information is to be received, which is similar to the msgxrcv() C language function.

Ipc_NOWAIT specifies the action that is to be taken if a message of the desired type is not on the queue, as follows:

- If Ipc_NOWAIT is specified, the caller is to return immediately with an error (ENOMSG).
- If Ipc_NOWAIT is not specified, the calling thread is to suspend execution until one of the following occurs:
 - A message of the desired type is placed on the queue.
 - The message queue is removed from the system (EIDRM).
 - The caller receives a signal (EINTR).

Message_Length

Supplied parameter

Type:

Integer

Length:

Fullword

Specifies the length of the message text that is to be placed in the buffer that is pointed to by Message_Address parameter. If Msg_Info is specified, this buffer is 20 bytes longer than Message_Length; otherwise this buffer is 4 bytes longer than Message_Length. The message that is received might be truncated (see MSG_NOERROR of Message_Flag). A value of zero with MSG_NOERROR is useful for receiving the message type without the message text.

Message_Queue_ID

Supplied parameter

Type:

Integer

Length:

Fullword

Specifies the message queue identifier.

Message_Type

Supplied parameter

Type:

Integer

Length:

Fullword or doubleword, depending on the AMODE.

Specifies the type of message that is requested, as follows:

- If Message_Type is equal to zero, the first message on the queue is received.
- If Message_Type is greater than zero, the first message of Message_Type is received.
- If Message_Type is less than zero, the first message of the lowest type that is less than or equal to the absolute value of Message_Type is received.

Return_value

Returned parameter

Type:

Integer

Length:

Fullword

The name of a fullword in which the osi_kmsgrcv service returns -1, or the number of MSG_MTEXT bytes returned.

Return_code

Returned parameter

Type:

Integer

Length:

Fullword

The name of a fullword in which the osi_kmsgrcv service stores the return code. The osi_kmsgrcv service returns Return_code only if Return_value is -1. See *z/OS UNIX System Services Messages and Codes* for a complete list of possible return code values. The osi_kmsgrcv service can return one of the following values in the Return_code parameter:

Return_code	Explanation
E2BIG	MSG_MTEXT is greater than Message_Length, and MSG_NOERROR is not set. The following reason code can accompany the return code: JRMSq2Big.

Return_code	Explanation
EACCES	Operation permission is denied to the calling task. The following reason code can accompany the return code: JRIPcDenied.
EIDRM	The Message_Queue_ID was removed from the system while the invoker was waiting. The following reason code can accompany the return code: JRIPcRemoved.
EINTR	The function was interrupted by a signal. The following reason code can accompany the return code: JRIPcSignaled.
EINVAL	Message_Queue_ID is not a valid message queue identifier; or the Message_Length parameter is less than 0. The following reason codes can accompany the return code: JRIPcBadID or JRMSqBadSize.
EFAULT	The Message_Address parameter specified an address that caused the syscall to program check. The following reason code can accompany the return code: JRBadAddress.
ENOMSG	The queue does not contain a message of the desired type, and Ipc_NOWAIT is set. The following reason code can accompany the return code: JRMSqNoMsg.

Reason_code

Returned parameter

Type:

Integer

Length:

Fullword

The name of a fullword in which the osi_kmsgrcv service stores the reason code. The osi_kmsgrcv service returns Reason_code only if Return_value is -1. Reason_code further qualifies the Return_code value. For a complete list of supported return codes, see [Return codes \(errno\)](#) in *z/OS UNIX System Services Messages and Codes*.

Usage notes

1. Within the type specifications, the longest waiting thread is reactivated first (FIFO). For example, if there are two threads waiting on message type 3 and one thread waiting on message type 2, when a message send for type 3 occurs, the oldest waiter for message type 3 receive is posted first.
2. Read access to the specified message queue is required.

Related services

- [“osi_kmsgctl — Perform message queue control operations” on page 377](#)
- [“osi_kmsgget — Create or find a message queue” on page 380](#)
- [“osi_kmsgsnd — Send a message to a message queue” on page 387](#)

Characteristics and restrictions

- This service is invoked only from a colony address space.
- There is a maximum number of message queues that are allowed in the system.
- The caller is restricted by ownership, read, and read/write permissions that are defined by OSI_kmsgrcv and OSI_kmsgctl Ipc_SET.

osi_kmsgsnd — Send a message to a message queue

Function

The osi_kmsgsnd service sends a message to a message queue.

This service is a secondary interface to the msgsnd service. It is provided for use by a PFS that is running in a colony address space. For information about the msgsnd service, see [msgsnd \(BPX1QSN, BPX4QSN\) — Send to a message queue in z/OS UNIX System Services Programming: Assembler Callable Services Reference](#).

Requirements

Operation

Authorization:

Dispatchable unit mode:

Cross memory mode:

AMODE:

ASC mode:

Interrupt status:

Locks:

Control parameters:

Environment

Supervisor state or problem state; any PSW key

Task

Any

31-bit or 64-bit

Any

Enabled for interrupts

Unlocked

All parameters must be addressable by the caller and in the primary address space.

Format

```
CALL osi_kmsgsnd, (Message_Queue_ID,
                  Message_address,
                  Message_Alet,
                  Message_Size,
                  Message_Flag,
                  Return_value,
                  Return_code,
                  Reason_code)
```

Parameters

Message_address

Supplied parameter

Type:

Address

Length:

Fullword or doubleword, depending on the AMODE.

The name of a field that contains the address of the message that is to be sent. This area is mapped by MSGBUF and is AMODE-dependent. The message type is the first word of the message, and must be greater than zero.

Message_Alet

Supplied parameter

Type:

Integer

Length:

Fullword

The name of the fullword that contains the ALET for Message_address that identifies the address space or data space in which the buffer resides.

Specify a Message_Alet of 0 if the buffer resides in the user's address space (current primary address space).

Specify a Message_Alet of 2 if the buffer resides in the home address space.

If a value other than 0 or 2 is specified for the Message_Alet, the value must represent a valid entry in the dispatchable unit access list (DUAL).

Message_Flag

Supplied parameter

Type:

Integer

Length:

Fullword

Specifies the action that is to be taken if one or more of the following are true:

- Placing the message on the message queue would cause the current number of bytes on the message queue (msg_cbytes) to be greater than the maximum number of bytes that are allowed on the message queue (msg_qbytes).
- The total number of messages on the message queue (msg_qnum) is equal to the system-imposed limit.

The actions that are taken are as follows:

- If Ipc_NOWAIT is specified, the caller returns immediately with an error (EAGAIN).
- If Ipc_NOWAIT is not specified, the calling thread suspends execution until one of the following events occurs:
 - The message is sent.
 - The message queue is removed from the system (EIDRM).
 - The caller receives a signal (EINTR).

Message_Queue_ID

Supplied parameter

Type:

Integer

Character set:

N/A

Length:

Fullword

Specifies the message queue identifier.

Message_Size

Supplied parameter

Type:

Integer

Length:

Fullword

Specifies the length of the message text that is pointed to by the Message_address parameter. The length does not include the 4-byte type that precedes the message text. For example, a message with a MSG_TYPE and no MSG_MTEXT has a Message_Size of zero.

Reason_code

Returned parameter

Type:

Integer

Length:

Fullword

The name of a fullword in which the osi_kmsgsnd service stores the reason code. The osi_kmsgsnd service returns Reason_code only if Return_value is -1. Reason_code further qualifies the Return_code value. For a complete list of supported return codes, see [Return codes \(errno\)](#) in *z/OS UNIX System Services Messages and Codes*.

Return_code

Returned parameter

Type:

Integer

Length:

Fullword

The name of a fullword in which the osi_kmsgsnd service stores the return code. The osi_kmsgsnd service returns Return_code only if Return_value is -1. The osi_kmsgsnd service can return one of the following values in the Return_code parameter:

Return_code	Explanation
EACCES	Operation permission is denied to the calling task. The following reason code can accompany the return code: JRIPcDenied.
EAGAIN	The message cannot be sent, and Message_Flag is set to Ipc_NOWAIT. The following reason codes can accompany the return code: JRMsqQueueFullMessages, JRMsqQueueFullBytes.
EIDRM	The Message_Queue_ID was removed from the system while the invoker was waiting. The following reason code can accompany the return code: JRIPcRemoved.
EINTR	The function was interrupted by a signal, and the message was not sent. The following reason code can accompany the return code: JRIPcSignaled.
EINVAL	Message_Queue_ID is not a valid message queue identifier; the value of MSG_TYPE is less than 1; or the value of Message_Size is less than zero or greater than the system-imposed limit. The following reason codes can accompany the return code: JRIPcBadID, JRMsqBadSize, or JRMsqBadType.
EFAULT	The Message_address parameter specified an address that caused the syscall to program check. The following reason code can accompany the return code: JRBadAddress.
ENOMEM	There are not enough system storage exits to send the message; the message was not sent. The following reason code can accompany the return code: JrSmNoStorage.

Return_value

Returned parameter

Type:

Integer

Length:

Fullword

The name of a fullword in which the `osi_kmsgsnd` service returns -1 or 0. The message was sent unless a -1 is received.

Usage notes

AMODE: 31-bit or 64-bit

Related services

- [“osi_kmsgget — Create or find a message queue” on page 380](#)
- [“osi_kmsgctl — Perform message queue control operations” on page 377](#)
- [“osi_kmsgrcv — Receive from a message queue” on page 383](#)

Characteristics and restrictions

1. Invoke this service from a colony address space.
2. The caller is restricted by ownership, read, and read/write permissions that are defined by `OSI_kmsgsnd` and `OSI_kmsgctl Ipc_SET`.

osi_mountstatus — Report file system status to LFS

Function

The `osi_mountstatus` service is used by a PFS to indicate to the LFS a change in the status of a file system, such as completion of an asynchronous mount operation.

Requirements

Operation

Authorization:

Dispatchable unit mode:

Cross memory mode:

AMODE:

ASC mode:

Interrupt status:

Locks:

Control parameters:

Environment

Problem or supervisor state; any PSW key

Task or SRB

Any

31-bit or 64-bit

Any

Enabled for interrupts

Unlocked

All parameters must be addressable by the caller and in the primary address space.

Format

```
osi_mountstatus(Entry_code,
                StDev,
                Return_value,
                Return_code,
                Reason_code);
```

Parameters

Entry_code

Supplied parameter

Type:

Integer

Length:

Fullword

Entry_code specifies the function that is being requested for the osi_mountstatus service.

Entry_code**Explanation**

OSI_MOUNTCOMPLETE

Mount complete

StDev

Supplied parameter

Type:

Integer

Length:

Fullword

This is a copy of MTAB.mt_stdev that is passed by the LFS on the original vfs_mount. It identifies the file system for which status is being reported.

Return_value

Returned parameter

Type:

Integer

Length:

Fullword

The name of a fullword in which the osi_mountstatus service returns the results of the operation, as one of the following:

Return_value**Meaning****-1**

The operation was not successful.

0

The operation was successful.

Return_code

Returned parameter

Type:

Integer

Length:

Fullword

The name of a fullword in which the osi_mountstatus service stores the return code. The osi_mountstatus service can return the following value in the Return_code parameter only if Return_value is -1. Reason_code further qualifies the Return_code value.

Return_code**Explanation**

EINVAL

Parameter error. Consult Reason_code to determine the exact reason the error occurred. The following reason codes can accompany the return code: JRIsMounted, JRBadStDev.

Reason_code

Returned parameter

Type:

Integer

Length:

Fullword

A fullword in which the `osi_mountstatus` service stores the reason code. The `osi_mountstatus` service returns `Reason_code` only if `Return_value` is -1. `Reason_code` further qualifies the `Return_code` value.

Usage notes

1. For the `OSI_MOUNTCOMPLETE` `Entry_code`:
 - The PFS uses this entry code to inform the LFS of the completion of a mount operation that was previously identified as asynchronous. The LFS calls `vfs_mount` again to complete the mount. See [“Asynchronous mounting”](#) on page 28.
 - If the PFS has a `Return_value`, `Return_code`, and `Reason_code` to present, indicating the status of the mount, they must be returned to the LFS at the time `vfs_mount` is called again.
2. The address of the `osi_mountstatus` routine is passed to the PFS in the OSIT when the PFS is initialized.

osi_post — Post an OSI waiter

Function

The `osi_post` service posts a process that is waiting in `osi_wait`.

Requirements**Operation**

Authorization:

Dispatchable unit mode:

Cross memory mode:

AMODE:

ASC mode:

Interrupt status:

Locks:

Control parameters:

Environment

Problem or supervisor state, any PSW key

Task or SRB

Any

31-bit or 64-bit

Any

Enabled for interrupts

Unlocked

All parameters must be addressable by the caller and in the primary address space.

Format

```
osi_post(OSI_post_token,
        Return_code);
```

Parameters**OSI_post_token**

Supplied parameter

Type:

Token

Length:

24

OSI_post_token is the post token that is saved from the OSI_structure of the task that is to be posted.

Refer to Appendix D, “Interface structures for C language servers and clients,” on page 461 for a full description of this structure.

Return_code

Returned parameter

Type:

Integer

Length:

Fullword

The name of a fullword in which the osi_post service stores the return code. The osi_post service can return one of the following values in the Return_code parameter:

Return_code	Explanation
0	Successful completion
Osi_BadParm	Invalid OSI_structure
Osi_Abend	Abend in osi_post

Usage notes

1. For additional information, see “Waiting and posting” on page 21.
2. The task that is posted is the task that is represented by OSI_post_token. Before a PFS uses OSI_wait, it should copy the OSI_post_token from the OSI structure to a place that is addressable by the task that performs the OSI_post. The storage for the OSI for the waiting task is freed if the task terminates.
3. The PFS must never call OSI_post for a waiting process more than once, and it should have sufficient logic and recovery to avoid calling OSI_post for a task that is no longer waiting.
4. The address of the osi_post routine is passed to the PFS in the OSIT structure when the PFS is initialized.

Related services

- “osi_wait — Wait for an event to occur” on page 412

osi_sched — Schedule async I/O completion

Function

The osi_sched service schedules the completion of an asynchronous request.

Requirements

Operation	Environment
Authorization:	Problem or Supervisor state, any key
Dispatchable unit mode:	Task or SRB
Cross memory mode:	Any
AMODE:	31-bit or 64-bit
ASC mode:	Any
Interrupt status:	Enabled for interrupts
Locks:	Unlocked

Operation

Control parameters:

Environment

All parameters must be addressable by the caller and in the primary address space.

Format

```
osi_sched(Saved_Osi_AsyTok,
          Return_value,
          Return_code,
          Reason_code);
```

Parameters**Saved_Osi_AsyTok**

Supplied parameter

Type:

Token

Length:

8 bytes

The name of the field that contains the osi_asytok value that was saved by the PFS during Part 1 of the asynchronous vnode operation that is now completing.

Return_value

Supplied and returned parameter

Type:

Integer

Length:

Fullword

The name of a fullword in which the PFS passes the results of Part 1 of the asynchronous operation, and the LFS returns the results of the scheduling.

On input to osi_sched, one of the following return values is returned:

0 or greater

The request is successful.

The LFS invokes the PFS for Part 2 of the asynchronous operation.

If the user has requested a preprocessing exit call, this value is passed to the exit before Part 2 is invoked.

On receive-type operations, the PFS should pass the actual length of the data that is to be received, if it can do so at this point. This allows a preprocessing exit to allocate smaller buffers than the size that was originally specified at the beginning of the operation. If this value cannot be passed to osi_sched, a Return_value of 0 should be used, and the exit will allocate buffers to accommodate the amount that was originally requested. For more information about those operations, see [asyncio \(BPX1AIO, BPX4AIO\) — Asynchronous I/O for sockets in z/OS UNIX System Services Programming: Assembler Callable Services Reference](#).

-1

The request has failed.

The LFS does not invoke the PFS for Part 2 of the asynchronous operation.

The Return_value, Return_code, and Reason_code are passed back to the user as the results of the operation.

If the PFS has resources to free that cannot be freed by the caller of osi_sched, or if for any other reason Part 2 needs to be called, it should set Return_value to 0 and report the failure of the user's operation as output from Part 2.

On output from `osi_sched`, one of the following return values is returned:

0

The scheduling was successful.

The LFS invokes the PFS for Part 2 of the asynchronous operation based on the input `Return_value`.

If Part 2 cannot be run because of process termination, the PFS gets a `vn_cancel` instead.

-1

The `Saved_Osi_AsyTok` value was not recognized.

The LFS always accepts valid calls to `osi_sched`. Even when the user's process is terminating and Part 2 cannot be run, cleanup for the request is deferred to `vn_cancel`.

If the saved LFS token is bad, it is not clear what the PFS should do about it. This could be a logic error in the PFS. If the value that was passed was once an LFS token, and this is not a late or redundant call, then it is unlikely that this can happen, because the LFS does not clean up its request while there is still any valid chance that `osi_sched` will be called.

Return_code

Supplied and returned parameter

Type:

Integer

Length:

Fullword

The name of a fullword in which the PFS passes the return code from Part 1, and the LFS returns the return code from the scheduling.

The `Return_code` parameter is meaningful only if `Return_value` is -1.

Reason_code

Returned parameter

Type:

Integer

Length:

Fullword

The name of a fullword in which the PFS passes the reason code from Part 1 and the LFS returns the reason code from the scheduling. `Reason_code` further qualifies the `Return_code` value.

The `Reason_code` parameter is meaningful only if `Return_value` is -1.

For a list of reason codes, see [Reason codes](#) in *z/OS UNIX System Services Messages and Codes*.

Usage notes

1. For more information about asynchronous operations, see [“Asynchronous I/O processing”](#) on page 56.
2. `osi_sched` is called by the PFS when an asynchronous vnode operation is ready to complete. For instance, data has arrived for receive-type operations or buffers are available for write-type operations.
3. `Osi_asytok` on entry to Part 1 of an asynchronous vnode operation contains the LFS's request token. This value must be saved by the PFS, and is used here to identify the operation that is completing.
4. As a result of calling `osi_sched`, the LFS calls the PFS for Part 2 of the original operation again. Part 2 is run from an SRB in the user's address space.

Characteristics and restrictions

None.

osi_selpost — Post a process waiting for select

Function

The osi_selpost service posts a process that is waiting because of a select request.

Requirements

Operation

Authorization:

Dispatchable unit mode:

Cross memory mode:

AMODE:

ASC mode:

Interrupt status:

Locks:

Control parameters:

Environment

Problem or supervisor state, any PSW key

Task or SRB

Any

31-bit or 64-bit

Any

Enabled for interrupts

Unlocked

All parameters must be addressable by the caller and in the primary address space.

Format

```
osi_selpost(Select_token,
            Return_value,
            Return_code,
            Reason_code);
```

Parameters

Select_token

Supplied parameter

Type:

Token

Length:

16 bytes

Select_token is the token that was saved by the PFS when it was called for the select query request. The PFS does not need to be aware of the contents of this field; it just needs to save it on the select request and pass it to this module when it is time to post.

Return_value

Returned parameter

Type:

Integer

Length:

Fullword

A fullword in which the osi_selpost operation returns the results of the operation, as one of the following:

Return_value

Meaning

-1

The operation was not successful.

0

The operation was successful.

Return_code

Returned parameter

Type:

Integer

Length:

Fullword

A fullword in which the `osi_selpost` operation stores the return code. The `osi_selpost` operation returns `Return_code` only if `Return_value` is -1. For a complete list of possible return code values, see [Return codes \(errno\)](#) in *z/OS UNIX System Services Messages and Codes*.

Reason_code

Returned parameter

Type:

Integer

Length:

Fullword

A fullword in which the `osi_selpost` operation stores the reason code. The `osi_selpost` operation returns `Reason_code` only if `Return_value` is -1. `Reason_code` further qualifies the `Return_code` value.

Usage notes

1. For additional information, see [“Select/poll processing”](#) on page 46.
2. The task that is posted is the task that is represented by `Select_token`. Before a PFS uses `osi_selpost`, it should copy the `Select_token` to a place that is addressable by the task that will perform the `osi_selpost`.
3. The PFS must never call `osi_selpost` for a waiting process more than once, and it should have sufficient logic and recovery to avoid calling `osi_selpost` for a task that is no longer waiting.
4. The address of the `osi_selpost` routine is passed to the PFS in the OSIT structure when the PFS is initialized.

Related services

- [“vn_select — Select or poll on a vnode”](#) on page 201

Characteristics and restrictions

The caller of this service must be on a process thread.

osi_signal — Generate the requested signal event

Function

The `osi_signal` service generates the requested signal to the target process.

Requirements**Operation**

Authorization:

Dispatchable unit mode:

Cross memory mode:

Environment

Problem or supervisor state, any PSW key

Task

Any

Operation

AMODE:

ASC mode:

Interrupt status:

Locks:

Control parameters:

Environment

31-bit or 64-bit

Any

Enabled for interrupts

Unlocked

All parameters must be addressable by the caller and in the primary address space.

Format

```
osi_signal(OSI_structure,
           Target_Osipid,
           Signal_value,
           Signal_options,
           Return_value,
           Return_code,
           Reason_code);
```

Parameters**OSI_structure**

Supplied parameter

Type:

Structure

Length:

Specified by the Osilen field.

OSI_structure contains information that is used by the OSI operations. The PFS receives this structure on each PFS interface operation.

For more information about the full description of this structure, see [Appendix D, “Interface structures for C language servers and clients,”](#) on page 461.

Target_Osipid

Supplied parameter

Type:

Integer

Length:

Fullword

A copy of the Osipid field from the target process.

Signal_value

Supplied parameter

Type:

Integer

Length:

Fullword

The name of a fullword that contains the signal value. For a description of the `signal.h` header and the signal values, see [Handling signals using Language Environment callable services](#) in *z/OS XL C/C++ Programming Guide*.

Signal_options

Supplied parameter

Type:

Integer

Length:

Fullword

The name of a fullword that contains the signal option flags. For a description of the declaration of signal option flags, see [kill \(BPX1KIL, BPX4KIL\) — Send a signal to a process in z/OS UNIX System Services Programming: Assembler Callable Services Reference](#).

Return_value

Returned parameter

Type:

Integer

Length:

Fullword

A fullword in which the `osi_signal` service returns the results of the signal request, as one of the following values:

-1

The operation was not successful.

0

The operation was successful.

Return_code

Returned parameter

Type:

Integer

Length:

Fullword

A fullword in which the `osi_signal` service stores the return code. The `osi_signal` service returns `Return_code` only if `Return_value` is -1. For a complete list of supported return codes, see [Return codes \(errno\)](#) in *z/OS UNIX System Services Messages and Codes*.

Reason_code

Returned parameter

Type:

Integer

Length:

Fullword

A fullword in which the `osi_signal` service stores the reason code. The `osi_signal` service returns `Return_code` only if `Return_value` is -1. `Reason_code` further qualifies the `Return_code` value. For a list of reason codes, see [Reason codes](#) in *z/OS UNIX System Services Messages and Codes*.

Usage notes

1. The PFS must have the process ID of the task that is to receive the signal. This information must be retrieved from the target `OSI_structure` and placed in a variable that is visible to the task that will eventually invoke the `osi_signal` service.
2. The address of the `osi_signal` routine is passed to the PFS in the `OSIT` structure when the PFS is initialized.

osi_sleep — Sleep until a resource is available

Function

The `osi_sleep` service waits for an `osi_wakeup` to be called with a matching `Resource_id` and `Pfs_id`.

Requirements

Operation

Authorization:

Dispatchable unit mode:

Cross memory mode:

AMODE:

ASC mode:

Interrupt status:

Locks:

Control parameters:

Environment

Problem or supervisor state, any PSW key

Task

Any

31-bit or 64-bit

Any

Enabled for interrupts

Unlocked

All parameters must be addressable by the caller and in the primary address space.

Format

```
osi_sleep(OSI_structure,
          Resource_id,
          Time_interval,
          Return_value,
          Return_code,
          Reason_code);
```

Parameters

OSI_structure

Supplied parameter

Type:

OSI

Length:

Specified by OSI.osi_hdr.cbllen.

OSI_structure contains information that is used by the OSI operations. The PFS receives this structure on each PFS interface operation.

Refer to [Appendix D, “Interface structures for C language servers and clients,” on page 461](#) for a full description of this structure.

Reason_code

Returned parameter

Type:

Integer

Length:

Fullword

A fullword in which the osi_sleep service stores the reason code. The osi_sleep service returns Reason_code only if Return_value is -1. Reason_code further qualifies the Return_code value.

Resource_id

Supplied parameter

Type:

Integer

Length:

Fullword or doubleword, depending on the AMODE.

The Resource_id identifies the resource for which the thread is waiting.

Return_code

Returned parameter

Type:

Integer

Length:

Fullword

The name of a fullword in which the `osi_sleep` service stores the return code. The `osi_sleep` service can return one of the following values in the `Return_code` parameter only if `Return_value` is -1. `Reason_code` further qualifies the `Return_code` value.

Return_code	Explanation
EDEADLK	An FRR was active when the service was requested.
EINTR	The service was interrupted. Consult <code>Reason_code</code> to determine the exact reason that the error occurred. The following reason codes can accompany the return code: JRSIGDURINGWAIT, JRTIMEOUT.
EINVAL	Incorrect parameter. Consult <code>Reason_code</code> to determine the exact reason that the error occurred. The following reason codes can accompany the return code: JRBADOSI, JRBADPFSID.
EIO	The file system was unmounted while LFS serialization was dropped.
EMVSNOTUP	The system is being stopped.

Return_value

Returned parameter

Type:

Integer

Length:

Fullword

The name of a fullword in which the `osi_sleep` service returns the results of the operation as one of the following:

Return_value	Meaning
---------------------	----------------

-1

The operation was not successful.

0The operation was successful, and the task was awakened by `osi_wakeup`.**Time_interval**

Supplied parameter

Type:

Integer

Length:

Doubleword

The `Time_interval` is the maximum time for which `osi_sleep` will sleep. The value is specified in timer units and is rounded up to approximate seconds (the value of the high-order word). See *z/Architecture Principles of Operation* for more information about timer units. The rounded-up value is added to the current time; therefore a very large time interval added to the current time could wrap to a very small number and result in an immediate timeout of `osi_sleep`. A value of 0 indicates that there is no time limit.

Usage notes

1. For additional information, see [“Waiting and posting” on page 21](#).
2. All LFS serialization is dropped during an osi_sleep and reestablished after the osi_wakeup.
3. Before calling osi_sleep, the PFS must copy the osi_pfsid value to a location that is addressable by the task that will call osi_wakeup. It must be passed as the Pfs_id on osi_wakeup. The osi_pfsid value that is passed to the PFS is the same for all operations of this PFS. It is also passed as pfsi_pfsid during PFS initialization. This initialization value can be used on osi_wakeup instead of saving the OSI value.
4. The osi_wakeup service does not wake up a task that is not currently sleeping. If osi_wakeup is issued before osi_sleep for the same resource, the task sleeps until the next osi_wakeup for that resource. Therefore, the PFS must have sufficient logic and recovery to ensure that sleeping tasks are eventually awakened.
5. The address of the osi_sleep routine is passed to the PFS in the OSIT structure when the PFS is initialized.

Related services

- [“osi_wakeup — Wake up OSI sleepers” on page 416](#)

Characteristics and restrictions

1. This routine must be used only on the task that made the vnode or VFS call.
2. An osi_sleep is not permitted if an FRR is established.

osi_thread — Fetch and call a module from a colony thread

Function

The osi_thread service is used by a PFS to call a module on an asynchronous colony thread that is in the same colony address space that the PFS is running on. For a synchronous request, the caller's task is put into a wait while the module is running.

Requirements

Operation	Environment
Authorization:	Problem or supervisor state, any PSW key
Dispatchable unit mode:	Task
Cross memory mode:	Any
AMODE:	31-bit
ASC mode:	Any
Interrupt status:	Enabled for interrupts
Locks:	Unlocked
Control parameters:	All parameters must be addressable by the caller and in the primary address space.

Format

```
osi_thread(OSI_structure,
           OsitThread_Parm_structure,
           Return_value,
           Return_code,
           Reason_code);
```

Parameters

OSI_structure

Supplied parameter

Type:

Structure

Length:

Specified by the Osilen field

OSI_structure contains information that is used by the OSI operations. The PFS receives this structure on each PFS interface operation.

Refer to [Appendix D, “Interface structures for C language servers and clients,” on page 461](#) for a full description of this structure.

OsitThread_Parm_structure

Supplied parameter

Type:

Structure

Length:

Specified by the Othdlen field

An area that contains the OsitThread parameters. The entries in this area are mapped by the OTHDPRM typedef.

Refer to [Appendix D, “Interface structures for C language servers and clients,” on page 461](#) for a full description of this structure. The following OsitThread parameters must be supplied:

ot_modname

The name of the module that is to be fetched and called on the colony thread. The name must be a null-terminated string that is acceptable to the C fetch function.

ot_parms

The address of the parameters that is to be passed to the module specified by ot_modname. This parameter is also passed to the named exit if it is called. If any parameters are passed, the first parameter is used by the LFS to pass a state token to the named module or exit routine. The area whose address is passed in ot_parms must reserve the first word for this purpose.

The address that is specified in this parameter points to a structure, or control block, in whose first word the LFS inserts the address of the 8-byte state token. A pointer containing ot_parms is the first parameter to the module and to the exit routine.

ot_exitname

The name of the exit routine that may be called after the module completes. This routine is called for a request that specifies NOWAIT, or when the caller's wait is terminated before the module completes. The name must be a null-terminated string that is acceptable to the C fetch function.

ot_option_flags

A field in which the caller can specify:

- OSI_SIGWAIT—the caller's task is put into a signal-enabled wait until the module that is named in ot_modname completes.
- OSI_NOWAIT—the caller's task is not put into a wait; the module is run asynchronously.

If neither OSI_SIGWAIT nor OSI_NOWAIT is specified, the caller's task is placed in a wait that is not signal-enabled.

- OSI_RELEASEMODS—the fetched module and exit routine, if called, are released when the request is complete.

When a module is released, any state token that is associated with this module on the current osi worker thread is freed.

IF OSI_RELEASEMODS is not specified, the named module and the exit routine, if called, remain in storage. The next request that specifies these routines does not fetch them before calling them.

Return_value

Returned parameter

Type:

Integer

Length:

Fullword

The name of a fullword in which the osi_thread service returns the results of the operation, as one of the following return codes:

Return_value

Meaning

-1

The operation was not successful. The resources that are associated with this request can be safely freed.

0

The operation was successful. The resources that are associated with this request can be safely freed.

+1

The named module was scheduled to be called, but might not have completed. Resources that are associated with this request should not be freed. This value is returned if the request specified OSI_NOWAIT, or if the caller's wait is terminated before the request completes.

Note: The return value indicates the results of the osi_thread service. It does not indicate the results of the named module. Some other mechanism must be used by the caller to determine these results.

Return_code

Returned parameter

Type:

Integer

Length:

Fullword

The name of a fullword in which the osi_thread service stores the return code. The osi_thread service can return one of the following values in the Return_code parameter only if Return_value is +1 or -1. Reason_code further qualifies the Return_code value.

Return_code	Explanation
EINTR	The service was interrupted by a signal.
EINVAL	Parameter error. Consult Reason_code to determine the exact reason that the error occurred. The following reason codes can accompany the return code: JROWaitSetupErr, JRNoClnyThreadSuppt.

Reason_code

Returned parameter

Type:

Integer

Length:

Fullword

A fullword in which the osi_thread service stores the reason code. The osi_thread service returns Reason_code only if Return_value is +1 or -1. Reason_code further qualifies the Return_code value.

Usage notes

1. The `osi_thread` service is invoked only from a PFS that is running in a colony address space.
2. For more information, see [“Using daemon tasks within a PFS” on page 43](#).
3. The `osi_thread` service is not available for use until kernel initialization is complete. The PFS can determine when kernel initialization is complete by interrogating the `ot_available` flag whose address is passed in the `pfsi_otstatptr` field.
4. The caller must not free any resources that can be used by the module that is running on the colony thread unless a return value of 0 or -1 is returned. If a return value of +1 is returned, the resources must be freed by the exit routine.
5. The `osi_thread` service undoes any `Osi_Wait Setup` that was done before this service was called.
6. The named module and the named exit routine are fetched on the colony thread using the `C/370 fetch()` function. The named module must comply with any requirements of this function. For more information about the `fetch()` function, see [fetch\(\) - Get a load module in z/OS XL C/C++ Runtime Library Reference](#).
7. The named module, and the exit routine, if it is called, remain in storage after the request completes, unless `OSI_RELEASEMODS` was specified.
8. The named module and the exit routine can use C/RTL or POSIX services. The writer of the PFS should remember that this thread could be used to fetch and call the specified module on another `osi_thread` call. Therefore, the named module should not request any services that would affect the process that is associated with this thread, such as `exit` or `exec`. Pthread services should not be requested either.
9. The named module and the exit routine must be reentrant.
10. The named module and the exit routine are invoked using OS linkage conventions.
11. The named module and the exit routine receive control in the following environment:

Operation	Environment
Authorization:	Problem state, PSW key 8
Dispatchable unit mode:	Task
Cross memory mode:	PASN=HASN=SASN
AMODE:	31-bit
ASC mode:	Primary
Interrupt status:	Enabled for interrupts
Locks:	Unlocked
Signals:	All signals are blocked except SIGALRM

12. If any parameters are passed to the named module or exit routine, the first parameter should be the address of an 8-byte state token. The first time a named module or exit routine is invoked on a particular `osi` worker thread, this token is zeros. The named module or exit routine can modify this token to preserve some state information from one invocation to the next. For all subsequent invocations of this module on this particular worker thread, the token is provided unmodified by the LFS.

When the PFS uses a parameter structure, the first word is used by the LFS to point to the state token. The input to the module and exit looks like this:

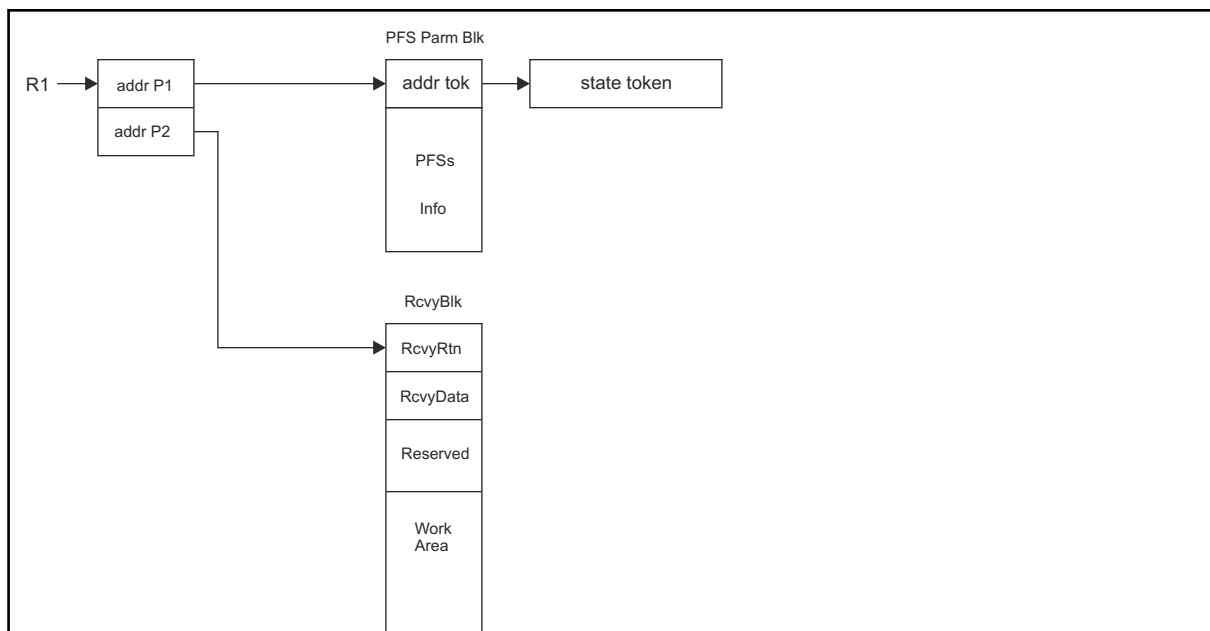


Figure 7. Input to module and exit using a parameter structure

When the PFS does not use a parameter structure, the input to the module and exit looks like this:

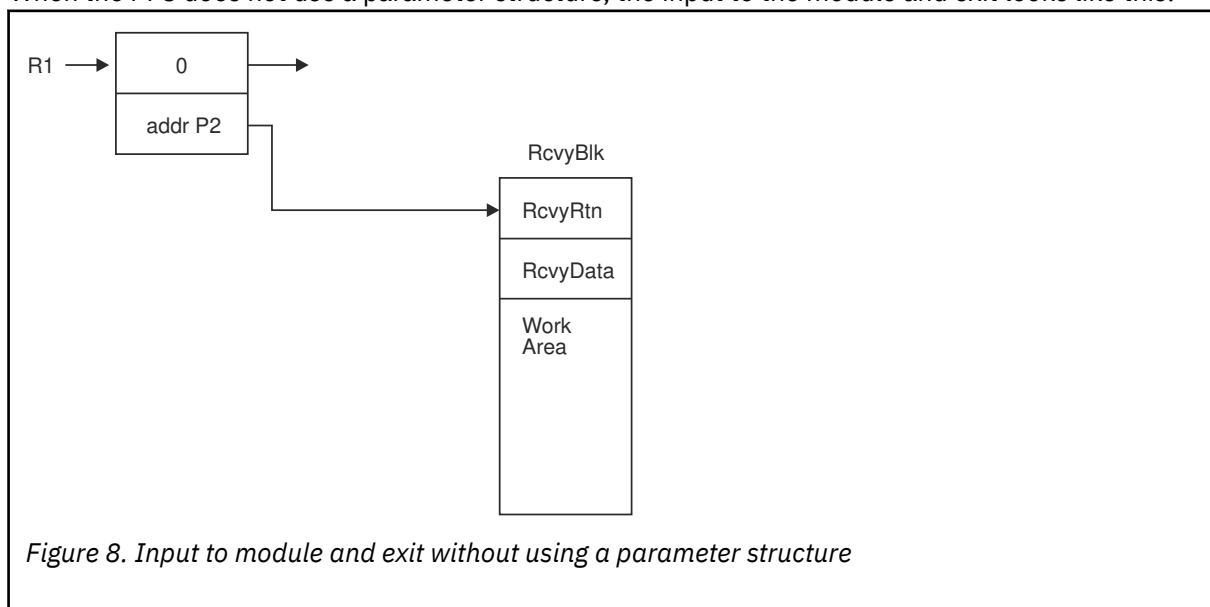


Figure 8. Input to module and exit without using a parameter structure

13. ESTAE-like recovery is available to the module and exit routines. This saves the overhead involved in having these routines set up and take down their own ESTAEs on each entry.

A pointer to a Recovery Block (RcvyBlk) is passed as the second parameter to these routines. The pointer is used as follows:

- a. On entry, or when recovery protection is needed, the module or exit sets the RcvyData pointer to the address of its own recovery information.

Pertinent data can also be placed in the work area. This data will be available to the recovery routine.

The RcvyRtn pointer is set to the address of a recovery routine.

- b. If the module or exit ends abnormally, and RcvyRtn is nonzero, the RcvyRtn routine is called from the LFS's ESTAE and passed all the parameters provided by RTM, including the pointer to RcvyBlk. An exception is that register 15 contains the address of the recovery routine (RcvyRtn), rather

than the address of the LFS's permanent ESTAE exit. When the RcvyRtn routine returns, it returns directly to RTM, rather than to the LFS's permanent ESTAE exit.

- c. Under normal circumstances, before returning, or when recovery protection is no longer needed, the module or exit zeros out the RcvyRtn field.

The recovery routine is invoked in the same way as an MVS ESTAE routine, not a C subroutine. The registers on entry are:

Register Contents

R0

12, if an SDWA is not provided; otherwise, an SDWA address is provided in R1.

R1

SDWA address, if an SDWA is provided; otherwise, completion code.

R2

Pointer to RcvyBlk, with or without an SDWA. This value is also contained in SDWAPARM when an SDWA is provided.

R13

Address of the save area that is provided by RTM.

R14

Return address, as provided by RTM.

R15

Address of the recovery routine that is being called (RcvyRtn).

14. The recovery block (RcvyBlk) is mapped by OTHDCRCV in bpxypfsi.h.

15. The work area in the recovery block can be used to pass information to the recovery routine. It can also be used as a work area for the recovery routine to build dump titles or list forms of assembler macros.

16. The recovery routine is entered in problem program state, key 8.

17. The address of the osi_thread routine is passed to the PFS in the OSIT when the PFS is initialized.

Characteristics and restrictions

This routine must be used only on the task that made the vnode or VFS call.

osi_uiomove — Move data between PFS buffers and buffers defined by a UIO structure

Function

The osi_uiomove service moves blocks of data between PFS buffers and buffers that are defined by a UIO structure.

Requirements

Operation

Authorization:

Dispatchable unit mode:

Cross memory mode:

AMODE:

ASC mode:

Environment

Supervisor state, PSW key 0

Task or SRB

Any

31-bit or 64-bit

Any

Operation

Interrupt status:

Locks:

Control parameters:

Environment

Enabled for interrupts

Unlocked

All parameters must be addressable by the caller and in the primary address space.

Format

```
osi_uiomove(OSI_structure,
            Workarea,
            PFS_Buffer,
            PFS_Buffer_Alet,
            Number_of_bytes,
            User_IO_structure,
            Return_value,
            Return_code,
            Reason_code);
```

Parameters**Number_of_bytes**

Supplied parameter

Type:

Integer

Length:

Fullword

The number of bytes to move.

OSI_structure

Supplied parameter

Type:

Structure

Length:

Specified by the Osilen field

OSI_structure contains information that is used by the OSI operations. The PFS receives this structure on each PFS interface operation.

Refer to [Appendix D, “Interface structures for C language servers and clients,” on page 461](#) for a full description of this structure.

PFS_Buffer

Supplied parameter

Type:

Char

Length:

N/A

The name of the buffer to or from which data is to be moved. This parameter can also be a 64-bit address; refer to the usage notes.

PFS_Buffer_Alet

Supplied parameter

Type:

Integer

Length:

Fullword

The Alet for the specified PFS_Buffer.

Reason_code

Returned parameter

Type:

Integer

Length:

Fullword

A fullword in which the osi_uiomove service stores the reason code. The osi_uiomove service returns Return_code only if Return_value is -1. Reason_code further qualifies the Return_code value. For a list of reason codes, see [Reason codes](#) in *z/OS UNIX System Services Messages and Codes*.

Return_value

Returned parameter

Type:

Integer

Length:

Fullword

A fullword in which the osi_uiomove service returns the results of the service, as one of the following:

Return_value

Meaning

-1

The operation was not successful. The Return_code and Reason_code parameters contain the values that are returned by the service.

0 or greater

The operation was successful. The value represents the number of bytes that were transferred.

Return_code

Returned parameter

Type:

Integer

Length:

Fullword

A fullword in which the osi_uiomove service stores the return code. The osi_uiomove service returns Return_code only if Return_value is -1. For a complete list of supported return codes, see [Return codes \(errno\)](#) in *z/OS UNIX System Services Messages and Codes*.

User_IO_structure

Supplied and returned parameter

Type:

UIO

Length:

Specified by UIO.u_hdr.cblen.

An area that contains the parameters for the I/O that is to be performed. This area is mapped by the UIO typedef in the BPXYVFSI header file (see Appendix D, “Interface structures for C language servers and clients,” on page 461). See [“Specific processing notes”](#) on page 410 for details on how the fields in this structure are processed.

Workarea

Supplied parameter

Type:

Char

Length:

2048 bytes

Workarea is a 2K-buffer that is aligned on a word boundary. For 64-bit callers, it may reside above the bar. It is used during the OSI operation.

Usage notes

1. The osi_uiomove service moves the number of bytes of data that is specified by the Number_of_bytes parameter or the UIO.u_count field, whichever is less. If either of these parameters is zero, no data is moved, and Return_value field is set to 0.
2. The u_iovresidualcnt and u_totalbytesrw fields, described in this topic, are not set until after the first call to osi_uiomove.
3. This service requires the calling program to run in key 0 storage, because it must update the UIO, and this structure is usually in key 0 storage. Osi_copyin and osi_copyout do not require the calling program to be in key 0 storage.
4. The address of the osi_uiomove routine is passed to the PFS in the OSIT structure when the PFS is initialized.
5. The OSI_structure contains an area, pointed to by osi_workarea, that may be passed to this service as the Workarea parameter.
6. The osi_indirect64 bit in BPXYPFSI indicates that the PFS_Buffer parameter is a 64-bit address that points to the PFS_Buffer to be used by the osi_uiomove service. osi_uiomove turns this bit off before returning to the caller. Because of this, the caller of osi_uiomove is responsible for setting the osi_indirect64 flag prior to each invocation of osi_uiomove that requires a 64-bit address for the PFS_Buffer parameter.

If the osi_indirect64 flag is set, the PFS_Buffer parameter is assumed to be an 8-byte address of the actual PFS Buffer. This allows a program to call the osi_uiomove service in AMODE(31) and still pass the address of a PFS buffer that is above the bar. The osi_uiomove service turns this flag off, so it must be reset to ON for every call for which you want to use indirect buffer addressing. PFS_Buffer_Alet still refers to the actual buffer itself, not to the 8-byte pointer. The 8-byte pointer must be in the primary address space.

Specific processing notes

The following UIO fields are provided by the LFS:

UIO.u_count

Specifies the number of bytes in the buffer, or the number of elements in the IOV array.

UIO.u_rw

Specifies whether the request is a read (0) or a write (1). On a read, the contents of PFS_buffer are moved to Uiouserbuffer. On a write, the contents of Uiouserbuffer are moved to PFS_buffer.

UIO.u_iovinuio

Specifies whether the user_IO_structure points to an iov structure.

UIO.u_realpage

Specifies whether the user_IO_structure contains addresses of real pages. This flag must be OFF (0), or the osi_uiomove service fails the request.

UIO.u_key

Specifies the storage key of the caller's buffer.

UIO.u_iovresidualcnt

Specifies the number of bytes remaining in the buffer or iov structure that is pointed to by the user_IO_structure.

u_totalbytesrw

Specifies the total number of bytes that are to be moved.

Related services

- [“osi_copyin — Move data from a user buffer to a PFS buffer” on page 355](#)
- [“osi_copyout — Move data from a PFS buffer to a user buffer” on page 358](#)
- [“osi_copy64 — Move data between user and PFS buffers with 64-bit addresses” on page 360](#)

Characteristics and restrictions

1. This routine must be used only on the dispatchable unit (task or SRB) that made the vnode or VFS call because the service requires the use of the cross-memory environment of the calling dispatchable unit.
2. The osi_uimove service does not support DATOFF moves; that is, it fails requests if the UIO.u_realpage flag is ON.

osi_upda — Update async I/O request

Function

The osi_upda service updates an asynchronous request with the PFS's request token.

Requirements

Operation	Environment
Authorization:	Supervisor state, key 0
Dispatchable unit mode:	Task or SRB
Cross memory mode:	Any
AMODE:	31-bit or 64-bit
ASC mode:	Any
Interrupt status:	Enabled for interrupts
Locks:	Unlocked
Control parameters:	All parameters must be addressable by the caller and in the primary address space.

Format

```
osi_upda(Osi_AsyTok,
        PFS_AsyTok);
```

Parameters

Osi_AsyTok

Supplied parameter

Type:

Token

Length:

8 bytes

The name of the field that contains the osi_asytok value that was passed to the PFS on this vnode operation.

The field from the input osi itself may be used on this call.

PFS_AsyTok

Supplied parameter.

Type:

Token

Length:

8 bytes

The name of the field containing the PFS's token for this asynchronous request. This value is saved by the LFS and passed back to the PFS on the second part of the asynchronous operation, or on vn_cancel.

Usage notes

1. Refer to [“Asynchronous I/O processing”](#) on page 56 for details on asynchronous operations.
2. osi_upda is called by the PFS early in Part 1 of an asynchronous vnode operation. It must be called some time before there is any possibility that osi_sched will be called for an asynchronous completion of this I/O.

When an operation can be completed immediately, Osi_upda does not have to be called if osi_ok2compimd=ON, or if the PFS does not need to participate in Part 2.

3. On entry to Part 1, Osi_asytok contains the LFS's request token, and osi_upda is called so that the LFS can save the PFS's request token.

Osi_asytok is also saved by the PFS during Part 1, and is used later for osi_sched.

4. Osi_asytok on entry to Part 2 contains this PFS_AsyTok value.

It is important that osi_upda be called before osi_sched is called, when the PFS is participating in Part 2, because Part 2 could run anytime after osi_sched is called, and the LFS might not have the PFS's request token to pass.

5. This PFS_AsyTok value is also passed on vn_cancel to identify the request that is being canceled.

Canceled requests do not generate a call to vn_cancel if osi_upda has not been called.

6. If the Osi_AsyTok value is not valid, osi_upda issues an 0xEC6 abnormal end with a reason code of 0x11450727.

Characteristics and restrictions

None.

osi_wait — Wait for an event to occur

Function

The osi_wait service waits for a signal to occur or for osi_post to be called.

Requirements**Operation**

Authorization:

Dispatchable unit mode:

Cross memory mode:

AMODE:

ASC mode:

Interrupt status:

Environment

Problem or supervisor state, any PSW key

Task or SRB

Any

31-bit or 64-bit

Any

Enabled for interrupts

Operation

Locks:

Control parameters:

Environment

Unlocked

All parameters must be addressable by the caller and in the primary address space.

Format

```
osi_wait(Entry_code,
         OSI_structure,
         Return_code,
         [Wait_Flags,
          Time_interval]);
```

Parameters**Entry_code**

Supplied parameter

Type:

Integer

Length:

Fullword

The Entry_code specifies the function that is being requested for the osi_wait service.

Entry_code

OSI_SETUP

OSI_SETUPSIG

OSI_SUSPEND

OSI_WAITX

OSI_INIT2

Explanation

Set up for a subsequent wait request.

Set up for a subsequent wait request with signals enabled.

Wait to be posted from osi_post.

Wait to be posted from osi_post or for a timer to expire.

Initialize for use by an independent task. See the usage notes.

OSI_structure

Supplied and returned parameter

Type:

OSI

Length:

Specified by OSI.osi_hdr.cbllen.

OSI_structure contains information that is used by the OSI operations. The PFS receives this structure on each PFS interface operation.

Refer to [Appendix D, “Interface structures for C language servers and clients,”](#) on page 461 for a full description of this structure.

Return_code

Returned parameter

Type:

Integer

Length:

Fullword

The name of a fullword in which the osi_wait service stores the return code. The osi_wait service can return one of the following values in the Return_code parameter:

Return_code	Explanation
OSI_POSTED	Successful completion.
OSI_SIGNALRCV	A signal arrived.
OSI_SHUTDOWN	The system is being stopped.
OSI_TIMEOUT	A specified time interval expired before a post or signal.
OSI_UNMOUNTED	The file system was unmounted while LFS serialization was dropped.
OSI_POSTERTRM	The address space that is responsible for doing the osi_post has terminated.
OSI_BADPARM	Incorrect OSI_structure.
OSI_ESTAEF	Unable to establish a recovery environment.
OSI_ABEND	Abnormal end in osi_wait.
OSI_SYSTEMERR	Unable to release latches before a signal wait.

Wait_Flags

Supplied parameter (only when Entry_code is OSI_WAITX)

Type:

Integer

Length:

Fullword

Wait_flags contains flags that specify options on the wait request.

Flag	Explanation
osi_wtdroplocks	Drop LFS serialization during the wait, and reestablish it after the wait.

Refer to [Appendix D, “Interface structures for C language servers and clients,” on page 461](#) for a full description of this structure.

Time_interval

Supplied parameter (only when Entry_code is OSI_WAITX)

Type:

Integer

Length:

Doubleword

The Time_interval is the time for which osi_wait will wait. The value is specified in timer units. If the high-order word is non-zero, the 8-byte value is rounded to approximate seconds. See *z/Architecture Principles of Operation* for more detail on timer units. The value is added to the current time; therefore a very large time interval added to the current time could wrap to a very small number and result in an immediate timeout of osi_wait. A value of 0 indicates there is no time limit.

Usage notes

1. For additional information, see [“Waiting and posting” on page 21](#).
2. The PFS must call osi_wait for setup before making the call to do the wait and before OSI_post is called to wake up the task. On the setup call, Entry_code specifies whether the PFS wants the wait to be terminated if the process receives a signal.

The order of the calls to wait and to OSI_post is not important after the setup call has been made.

3. If Entry_code is OSI_SUSPEND and a signal-enabled wait was set up, all LFS serialization is dropped during the wait and reestablished after the wait.

If Entry_code is OSI_WAITX, the Wait_flags specify whether LFS serialization is dropped during the wait and reestablished after the wait.

For writes on stream sockets, the default socket option of exclusive write will prevent the dropping of LFS serialization during signal-enabled waits.

4. Between the calls to setup and suspend, the PFS should make sure that the OSI token that is returned by setup is addressable to the program that will eventually call OSI_post. The PFS can copy the OSI token. If only the address is used, be careful using this OSI, because the storage for a task will be freed if the task terminates.
5. The PFS must never call OSI_post for a waiting task more than once, and should have sufficient logic and recovery to avoid calling OSI_post for a task that is no longer waiting.
6. The osi_thread service undoes any osi_wait setup that was done before osi_thread was called.
7. Osi_wait issues an MVS WAIT or SUSPEND, respectively, as appropriate for TCB or SRB mode callers. Osi_post invokes the corresponding MVS service to wake up osi_waiters.
8. When osi_wait is called from an SRB, OSI_SETUPSIG may be requested, but signals are not really enabled. This is because signals are not delivered to SRBs, therefore the wait is not interrupted by a signal.

Using OSI_SETUPSIG allows z/OS UNIX to interrupt an SRB's wait if the associated user process goes into termination. It is awakened as if a signal had been delivered.

9. The OSI_INIT2 Entry_code is used to initialize an OSI_Structure for use by an independent task (TCB) in an address space that is associated with the PFS. This allows the task to wait with osi_wait and be posted with osi_post. An independent task is one that was attached in that address space; it is not running from within a vnode operation.

Note: Generally an independent task would use MVS WAIT, and be posted by MVS POST. Osi_wait and osi_post take several hundred more instructions to execute than MVS WAIT/POST.

There are several restrictions on this service:

- a. Only tasks (TCBs) are supported, not SRBs.
- b. The task must already be dubbed a z/OS UNIX thread. If this is not the case, the task can get dubbed by calling a z/OS UNIX service such as getpid() before calling osi_wait for OSI_INIT2.
- c. The only osi service that is expected to be used by this task with the OSI_structure returned is osi_wait.

Osi_wait(OSI_INIT2) needs to be called only once for the life of a TCB.

The storage for the OSI_structure is provided by the caller as input, and osi_wait(OSI_INIT2) initializes this area for use on subsequent calls for setup and suspension. This storage belongs to the caller, and is freed by the caller, usually at task termination. Calls for setup and suspension may be made with a copy of the structure that is built from this call.

Only the task that made the OSI_INIT2 call can use this OSI_structure.

The OSI_structure must be initialized with the length of the area that is being passed before osi_wait(OSI_INIT2) is called. For example, `osi.osi_hdr.cbllen=sizeof(OSI)`.

10. The address of the osi_wait routine is passed to the PFS in the OSIT structure when the PFS is initialized. Calls that are made from independent address spaces require their own loaded OSIT structure. Refer to [“Using OSI services from a non-kernel address space”](#) on page 354 for details.

Related services

- [“osi_post — Post an OSI waiter”](#) on page 392

Characteristics and restrictions

Calls that are made with the OSI_structure that was passed to the PFS on a vnode or VFS operation must be made only on the task that made the vnode or VFS call.

osi_wakeup — Wake up OSI sleepers

Function

The osi_wakeup service wakes up all threads that are sleeping in osi_sleep with a matching Resource_id and Pfs_id.

Requirements

Operation	Environment
Authorization:	Problem or supervisor state, any PSW key
Dispatchable unit mode:	Task or SRB
Cross memory mode:	Any
AMODE:	31-bit or 64-bit
ASC mode:	Any
Interrupt status:	Enabled for interrupts
Locks:	Unlocked
Control parameters:	All parameters must be addressable by the caller and in the primary address space.

Format

```
osi_wakeup(Resource_id,
           Pfs_id,
           Return_value,
           Return_code,
           Reason_code);
```

Parameters

Pfs_id

Supplied parameter

Type:

Token

Length:

Fullword

The Pfs_id identifies the calling PFS. The PFS receives its unique identifier from the LFS in the osi_pfsid field of the OSI structure on each VFS and vnode operation. This identifier is also passed as pfsi_pfsid during PFS initialization, and the initialization value can be used instead of the OSI value that is saved from osi_sleep.

Reason_code

Returned parameter

Type:

Integer

Length:

Fullword

A fullword in which the osi_wakeup service stores the reason code. The osi_wakeup service returns Reason_code only if Return_value is -1. Reason_code further qualifies the Return_code value.

Resource_id

Supplied parameter

Type:

Integer

Length:

Fullword or doubleword, depending on the AMODE.

The Resource_id identifies the resource that is available. All osi_sleep services that are waiting for this Resource_id are to return to their callers.

Return_code

Returned parameter

Type:

Integer

Length:

Fullword

The name of a fullword in which the osi_wakeup service stores the return code. The osi_wakeup service returns Return_code only if Return_value is -1. Reason_code further qualifies Return_code.

Return_value

Returned parameter

Type:

Integer

Length:

Fullword

The name of a fullword in which the osi_wakeup service returns the results of the operation, as one of the following:

Return_value

Meaning

-1

The operation was not successful.

0 or greater

The operation was successful; the value represents the number of sleeping tasks that were awakened.

Usage notes

1. For additional information, see [“Waiting and posting” on page 21](#).
2. Before calling osi_sleep, the PFS must copy the osi_pfsid value to a location that is addressable by the task that is to call osi_wakeup. It must be passed as the Pfs_id on osi_wakeup. The osi_pfsid value that is passed to the PFS is the same for all operations of this PFS. It is also passed as pfsi_pfsid during PFS initialization. This initialization value may be used on osi_wakeup instead of the OSI value that is saved from osi_sleep.
3. The osi_wakeup service does not wake up a task that is not currently sleeping. If osi_wakeup is issued before osi_sleep for the same resource, the task sleeps until the next osi_wakeup for that resource. Therefore, the PFS must have sufficient logic and recovery to ensure that sleeping tasks will eventually be awakened.
4. The address of the osi_wakeup routine is passed to the PFS in the OSIT structure when the PFS is initialized.

Related services

- [“osi_sleep — Sleep until a resource is available ” on page 399](#)

Characteristics and restrictions

The caller of this service must be on a process thread.

Appendix A. System control offsets to callable services

An alternative to loading or link-editing the service stub is to include in the code the system control offset to the callable service. For example, use decimal 52 for the offset of access (BPX1ACC).

When using the offsets, set the registers up as follows:

Register 1

To contain the address of your parameter list. Set bit 0 of the last address in the list on.

Register 14

To contain the return address in the invoking module.

Register 15

To contain the address of the callable service code.

Example

The following is an example of code that specifies the offset. The example assumes that register 1 is set up with the address of the parameter list. Replace **offset** with the appropriate value from the following offset table.

```
L    15,16          CVT - common vector table
L    15,544(15)     CSRTABLE
L    15,24(15)      CSR slot
L    15,offset(15)  Address of the service
BALR 14,15          Branch and link
```

List of offsets

Table 17. System control offsets to callable services

Service	Offset	Function
BPX1ACC	52	access
BPX1ACK	972	auth_check_rsrc_np
BPX1ACP	508	accept
BPX1AIO	988	asyncio
BPX1ALR	224	alarm
BPX1ANR	1060	accept_and_recv
BPX1ASP	1088	aio_suspend
BPX1ATM	668	attach_execmvs
BPX1ATX	664	attach_exec
BPX1BND	512	bind
BPX1BAS	592	bind with source address selection
BPX1CCA	480	cond_cancel
BPX1CCS	1012	console_np
BPX1CHA	84	chaudit
BPX1CHD	56	chdir

Table 17. System control offsets to callable services (continued)

Service	Offset	Function
BPX1CHM	60	chmod
BPX1CHO	64	chown
BPX1CHP	764	chpriority
BPX1CHR	500	chattr
BPX1CID	968	convert_id_np
BPX1CLD	68	closedir
BPX1CLO	72	close
BPX1CON	516	connect
BPX1CPL	1132	__cpl
BPX1CPO	484	cond_post
BPX1CRT	872	chroot
BPX1CSE	488	cond_setup
BPX1CTW	492	cond_timed_wait
BPX1CWA	496	cond_wait
BPX1DEL	888	deletehfs
BPX1DSD	1124	sw_signaldelv
BPX1ENV	960	oe_env_np
BPX1EXC	228	exec
BPX1EXI	232	_exit
BPX1EXM	236	execmvs
BPX1EXT	200	extlink_np
BPX1FAI	1168	FreeAddrInfo
BPX1FCA	140	fchaudit
BPX1FCD	852	fchdir
BPX1FCM	88	fchmod
BPX1FCO	92	fchown
BPX1FCR	504	fchattr
BPX1FCT	96	fcntl
BPX1FPC	100	fpathconf
BPX1FRK	240	fork
BPX1FST	104	fstat
BPX1FSY	108	fsync
BPX1FTR	112	ftruncate
BPX1FTV	848	FstatVfs
BPX1GAI	1164	GetAddrInfo
BPX1GCL	1024	getclientid

Table 17. System control offsets to callable services (continued)

Service	Offset	Function
BPX1GCW	116	getcwd
BPX1GEG	244	getegid
BPX1GEP	860	getpgid
BPX1GES	864	getsid
BPX1GET	736	w_getipcc
BPX1GEU	248	geteuid
BPX1GGE	772	getgrent
BPX1GGI	252	getgrgid
BPX1GGN	256	getgrnam
BPX1GGR	260	getgroups
BPX1GHA	1160	gethostbyaddr
BPX1GHN	1156	gethostbyname
BPX1GID	264	getgid
BPX1GIV	1028	givesocket
BPX1GLG	268	getlogin
BPX1GMN	76	w_getmntent
BPX1GNI	1172	GetNameInfo
BPX1GNM	524	getpeername
BPX1GPE	776	getpwent
BPX1GPG	272	getpgrp
BPX1GPI	276	getpid
BPX1GPN	280	getpwnam
BPX1GPP	284	getppid
BPX1GPS	428	w_getpsent
BPX1GPT	916	grantpt
BPX1GPU	288	getpwuid
BPX1GPY	744	getpriority
BPX1GRL	820	getrlimit
BPX1GRU	824	getrusage
BPX1GTH	1056	__getthent
BPX1GTR	752	getitimer
BPX1GUG	292	getugrps
BPX1GUI	296	getuid
BPX1GWD	936	getwd
BPX1HST	520	gethostid
BPX1IOC	120	w_ioctl

Table 17. System control offsets to callable services (continued)

Service	Offset	Function
BPX1IPT	396	MvsIptAffinity
BPX1ITY	12	isatty
BPX1KIL	308	kill
BPX1LCO	832	lchown
BPX1LCR	1180	lchattr
BPX1LNK	124	link
BPX1LOD	880	loadhfs
BPX1LSK	128	lseek
BPX1LSN	532	listen
BPX1LST	132	lstat
BPX1MAT	720	shmat
BPX1MCT	724	shmctl
BPX1MDT	728	shmdt
BPX1MGT	732	shmget
BPX1MKD	136	mkdir
BPX1MKN	144	mknod
BPX1MMI	1136	__map_init
BPX1MMP	796	mmap
BPX1MMS	1140	__map_service
BPX1MNT	148	mount
BPX1MP	688	MVSpause
BPX1MPC	408	mvsprocclp
BPX1MPI	680	MVSpauseInit
BPX1MPR	800	mprotect
BPX1MSD	336	mvsunsigsetup
BPX1MSS	312	mvssigsetup
BPX1MSY	804	msync
BPX1MUN	808	munmap
BPX1NIC	748	nice
BPX1OPD	152	opendir
BPX1OPN	156	open
BPX1OPT	528	getsockopt
BPX1OSE	1100	__osenv
BPX1PAF	1072	__pid_affinity
BPX1PAS	316	pause
BPX1PCF	160	pathconf

Table 17. System control offsets to callable services (continued)

Service	Offset	Function
BPX1PCT	768	pfsctl
BPX1PIO	984	w_piocctl
BPX1PIP	164	pipe
BPX1POE	1176	__poe
BPX1POL	932	poll
BPX1PQG	1152	Pthread_quiesce_and_get_np
BPX1PSI	460	pthread_setintr
BPX1PST	472	Pthread_setintrtype
BPX1PTB	448	pthread_cancel
BPX1PTC	432	pthread_create
BPX1PTD	444	pthread_detach
BPX1PTI	476	Pthread_testintr
BPX1PTJ	440	pthread_join
BPX1PTK	464	pthread_kill
BPX1PTQ	412	pthread_quiesc
BPX1PTR	320	ptrace
BPX1PTS	452	pthread_self
BPX1PTT	1016	pthread_tag_np
BPX1PTX	436	pthread_xandg
BPX1PWD	788	password
BPX1QCT	692	msgctl
BPX1QDB	948	querydub
BPX1QGT	696	msgget
BPX1QRC	700	msgrcv
BPX1QSE	388	quiesce
BPX1QSN	704	msgsnd
BPX1RCV	540	recv
BPX1RDD	168	readdir
BPX1RDL	172	readlink
BPX1RDV	536	readv
BPX1RDX	940	read_extlink
BPX1RD2	856	readdir2
BPX1RED	176	read
BPX1REN	180	rename
BPX1RFM	544	recvfrom
BPX1RMD	188	rmdir

Table 17. System control offsets to callable services (continued)

Service	Offset	Function
BPX1RMG	8	resource
BPX1RMS	548	recvmsg
BPX1RPH	884	realpath
BPX1RW	1108	Pread
BPX1RWD	184	rewinddir
BPX1SA2	1084	__Sigactionset
BPX1SCT	708	semctl
BPX1SDD	300	setdubdefault
BPX1SEC	1044	__security
BPX1SEG	424	setegid
BPX1SEL	552	select
BPX1SEU	420	seteuid
BPX1SF	1064	send_file
BPX1SGE	780	setgrent
BPX1SGI	328	setgid
BPX1SGQ	1104	sigqueue
BPX1SGR	792	setgroups
BPX1SGT	712	semget
BPX1SHT	572	shutdown
BPX1SIA	324	sigaction
BPX1SIN	1004	server_init
BPX1SIP	340	sigpending
BPX1SLK	1068	__shm_lock
BPX1SLP	344	sleep
BPX1SMC	1112	__smc
BPX1SMF	1036	__smf_record
BPX1SMS	560	sendmsg
BPX1SND	556	send
BPX1SOC	576	socket_pair
BPX1SOP	716	semop
BPX1SPB	416	sigputback
BPX1SPE	784	setpwent
BPX1SPG	348	setpgid
BPX1SPM	352	sigprocmask
BPX1SPN	760	spawn
BPX1SPR	568	setpeer

Table 17. System control offsets to callable services (continued)

Service	Offset	Function
BPX1SPW	1008	server_pwu
BPX1SPY	740	setpriority
BPX1SRG	896	setregid
BPX1SRL	816	setrlimit
BPX1SRU	892	setreuid
BPX1SRX	1080	srx_np
BPX1SSI	356	setsid
BPX1SSU	360	sigsuspend
BPX1STA	192	stat
BPX1STE	1076	Set_Timer_Event
BPX1STF	80	w_statfs
BPX1STL	684	Set_limits
BPX1STO	564	sendto
BPX1STQ	1144	server_thread_query
BPX1STR	756	setitimer
BPX1STV	844	StatVfs
BPX1STW	1096	sigtimedwait
BPX1SUI	364	setuid
BPX1SWT	468	sigwait
BPX1SYC	368	sysconf
BPX1SYM	196	symlink
BPX1SYN	868	sync
BPX1TAF	1148	MvsThreadAffinity
BPX1TAK	1032	takesocket
BPX1TDR	24	tcdrain
BPX1TFH	20	tcflush
BPX1TFW	28	tcflow
BPX1TGA	32	tcgetattr
BPX1TGC	900	tcgetcp
BPX1TGP	36	tcgetpgrp
BPX1TGS	912	tcgetsid
BPX1TIM	372	times
BPX1TLS	964	pthread_security_np
BPX1TRU	828	truncate
BPX1TSA	40	tcsetattr
BPX1TSB	44	tcsendbreak

Table 17. System control offsets to callable services (continued)

Service	Offset	Function
BPX1TSC	904	tcsetcp
BPX1TSP	48	tcsetpgrp
BPX1TST	908	tcsettables
BPX1TYN	16	ttynname
BPX1UMK	204	umask
BPX1UMT	208	umount
BPX1UNA	376	uname
BPX1UNL	212	unlink
BPX1UPT	920	unlockpt
BPX1UQS	392	unquiesce
BPX1UTI	216	utime
BPX1VAC	944	v_access
BPX1VCL	1188	v_close
BPX1VCR	620	v_create
BPX1VEX	876	v_export
BPX1VGA	632	v_getattr
BPX1VGT	596	v_get
BPX1VLK	604	v_lookup
BPX1VLN	640	v_link
BPX1VLO	660	v_lockctl
BPX1VMD	624	v_mkdir
BPX1VOP	1184	v_open
BPX1VPC	1040	v_pathconf
BPX1VRA	616	v_readlink
BPX1VRD	612	v_readdir
BPX1VRE	644	v_rmdir
BPX1VRG	584	v_reg
BPX1VRL	600	v_rel
BPX1VRM	648	v_remove
BPX1VRN	652	v_rename
BPX1VRP	588	v_rpn
BPX1VRW	608	v_rdwr
BPX1VSA	636	v_settatr
BPX1VSF	656	v_fstatfs
BPX1VSY	628	v_symlink
BPX1WAT	380	wait

Table 17. System control offsets to callable services (continued)

Service	Offset	Function
BPX1WLM	1048	__wlm
BPX1WRT	220	write
BPX1WRV	580	writew
BPX1WTE	840	waitid/wait3
BPX2ITY	928	isatty2
BPX2MNT	1128	__mount
BPX2OPN	1052	openstat
BPX2RMS	976	recvmsg2
BPX2SMS	980	sendmsg2
BPX2TYN	924	ttyname2

Appendix B. Mapping macros

Mapping macros map the parameter options in many callable services. The fields with the comment "Reserved for IBM use" are not programming interfaces. A complete list of the options for each macro is listed in the macro in "Macros mapping parameters" on page 429.

Most of the mapping macros can be expanded with or without a DSECT statement. The invocation operand DSECT=YES (default) can be used with either reentrant or nonreentrant programs with the appropriate rules governing the storage backed by the USING.

Many of the mapping macros exploit the fact that DC expands as a DS in a DSECT and as a DC with its initialized value in a CSECT. When these fields are expanded as or within DSECTs, the program is responsible for initializing the necessary fields.

Mapping macros not listed are documented in *z/OS UNIX System Services Programming: Assembler Callable Services Reference*.

Macros mapping parameters

Specifying DSECT=YES (the default for all macros) creates a DSECT. Addressability requires a USING and a register pointing to storage.

Specifying DSECT=NO (exceptions are listed when this is not allowed) allocates space in the current DSECT or CSECT. In reentrant programs, programmers can place these macros in the DSECT with DSECT=NO, and addressability is accomplished without the individual USING required by DSECT=YES. Nonreentrant programs can place their macros in the program's CSECT, and addressability is obtained through the program base register(s).

Specifying LIST=YES (the default for most macros) causes the expansion of the macro to appear in the listing. You can override this by using PRINT OFF.

Specifying LIST=NO removes the macro expansion from the listing.

Additional keywords VARLEN and PREFIX are described in the individual sections where they apply.

BPXYATTR — Map file attributes for v_ system calls

```
*          %GOTO ATTRPRO ;          /* Bilingual header
MACRO
BPXYATTR &DSECT=YES,&LIST=YES
GBLB  &ATTR411
AIF  (&ATTR411 EQ 1).E411
&ATTR411 SETB 1
AIF  ('&LIST' EQ 'YES').A411
PUSH PRINT BPXYATTR: File attributes for v_ system calls
PRINT OFF
AGO  .A411

*                                     */
*%ATTRPRO : ;
*/****START OF SPECIFICATIONS*****
*
*  $MAC (BPXYATTR) COMP(SCPX1) PROD(BPX):
*
*01* MACRO NAME: BPXYATTR
*
*01* DSECT NAME: N/A
*
*01* DESCRIPTIVE NAME: Attribute Structure for the Logical File System
*
*02*  ACRONYM: ATTR
**/
*/*01* PROPRIETARY STATEMENT=                                     */
*/****PROPRIETARY_STATEMENT*****                                   */
*/*                                                                    */
*/*                                                                    */
*/* LICENSED MATERIALS - PROPERTY OF IBM                          */
```

```

*/ * THIS MACRO IS "RESTRICTED MATERIALS OF IBM" */
*/ * 5650-ZOS (C) COPYRIGHT IBM CORP. 1993, 2004 */
*/ * */
*/ * STATUS= HBB7709 */
*/ * */
*/ * ***END_OF_PROPRIETARY_STATEMENT***** */
*/ *
*
*01* EXTERNAL CLASSIFICATION: GUPI
*01* END OF EXTERNAL CLASSIFICATION:
*
*01* FUNCTION:
*
*   The ATTR maps file attributes that the logical file system is
*   interested in.
*
*01* METHOD OF ACCESS:
*
*02*   PL/X:
*
*       %INCLUDE SYSLIB(BPXYATTR)
*       By default, the ATTR is based on AttrPtr. If
*       other basing is desired, use %ATTRBASE='BASED(XXXXXX)'.
*       If %ATTRBASE='BASED(ATTRPTR)' is coded, a Declare for
*       ATTRPTR is also generated.
*
*       By default, the ATTR uses no VIA. If access
*       register usage is desired, code %ATTRVIA='VIA(XXXXXX)'.
*       If %ATTRVIA='VIA(AttrAlet)' is coded, a Declare for
*       AttrAlet is also generated.
*
*02*   ASM:
*
*       BPXYATTR   DSECT=YES|NO,LIST=YES|NO
*
*       With DSECT=NO, storage is allocated in line
*       and addressability is provided thru that DSECT or CSECT.
*       With DSECT=YES, a DSECT is produced and "USING ATTR,reg"
*       is required for addressability. Here "reg" contains the
*       address of ATTR#LENGTH bytes of storage.
*       The defaults are DSECT=YES and LIST=YES.
*
*01* SIZE: Release dependent. Refer to the mapping.
*
*01* POINTED TO BY: In dynamic storage of LFS routines or caller of
*                   Vnode interface services.
*
*01* CREATED BY: LFS Syscall Routines and callers of Vnode interface
*                services
*
*01* DELETED BY: LFS Syscall Routines or caller of Vnode interface
*                services
*
*01* STORAGE ATTRIBUTES:
*02*   SUBPOOL: N/A
*02*   KEY: N/A
*02*   RESIDENCY: Writeable Storage
*
*01* FREQUENCY: 1 per syscall
*
*01* SERIALIZATION: N/A
*
*01* DEPENDENCIES: None
*
*01* NOTES: The following mapping macros are closely related.
*
*   BPXYATT - Interface between an application and the LFS for
*             BPX1CHA (chattr). It maps the subset of BPXYATTR
*             fields which can be modified, and the set flags.
*             Fields match corresponding fields in BPXYATTR.
*             The overall structures are not related.
*             (Field size and type match, but not the offset.)
*             AttrSetFlags, AttrGenMask, and AttrGenValue structures
*             match AttrSetFlags, AttrGenMask, and AttrGenValue
*             in BPXYATTR.
*
*   BPXYATTR - Vnode interface to the LFS and PFS for file
*              attributes.
*              Fields match corresponding fields in BPXYATT.
*              AttrStat, AttrStat2, and AttrStat3 structures match
*              st_Part1, st_Part2, and st_Part3 in BPXYSTAT.

```



```

*      BPXYSTAT - Interface between an application and the LFS for
*                  BPX1STA (stat). It is the POSIX interface to the LFS
*                  for file attributes. The st_Part1, st_Part2, and
*                  st_Part3 structures match AttrStat, AttrStat2,
*                  and AttrStat3 in BPXYATTR. The entire BPXYSTAT
*                  structure also matches the stat.h structure.
*
*      BPXZATTR - Prior name of BPXYATTR. To facilitate migration,
*                  BPXZATTR includes BPXYATTR. In all new code,
*                  BPXYATTR should be used.
*
*      BPXYVFSI - C program interface for the BPX1V (v_) services.
*                  The ATTR structure in BPXYVFSI matches the BPXYATTR
*                  structure.
*
*      stat.h    - C program interface for stat(). It is the POSIX C
*                  form of BPXYSTAT. The entire stat.h structure
*                  matches the BPXYSTAT structure.
*
*01* COMPONENT: z/OS UNIX (SCPX1)
*
*01* DISTRIBUTION LIBRARY: AMACLIB
*
*01* EYE-CATCHER: ATTR
*02*   OFFSET: 0
*02*   LENGTH: 4
*
*****END OF SPECIFICATIONS*****/
*      %GOTO ATTRPLS ;          /* Bilingual header
.A411   ANOP ,
** BPXYATTR: File attributes for callable services
** Used By: VRP VLK VRW VCR VMD VSY VGA VSA
          AIF ('&DSECT' EQ 'NO').B411
ATTR      DSECT ,
.B411     AGO .C411
          ANOP ,
          DS   0D          Clear storage
ATTR      DC   XL(ATTR#LENGTH)'00'
          ORG   ATTR
.C411     ANOP ,
ATTRBEGIN DS   0D
*
ATTRHDR   DS   0D      ATTR Header
ATTRID    DC   C'ATTR'
          Eye Catcher
ATTRSP    DC   AL1(ATTR#SP)
          Subpool number of this ATTR
ATTRLEN   DC   AL3(ATTR#LENGTH)
          Length of this Attr
ATTRSTAT  DS   0D      stat() structure
ATTRMODE  DS   0F      File Mode mapped by BPXYMODE
ATTRTYPE  DS   AL1      First byte of mode is file type,
          mapped by BPXYFTYP
ATTRREMODE DS   AL3      Name to know the last 3 byte
ATTRINO    DS   F       File Serial Number
ATTRDEV    DS   F       Device ID of the file
ATTRLINK  DS   F       Number of links
ATTRUID    DS   F       User ID of owner of the file
ATTRGID    DS   F       Group ID of Group of file
ATTRSIZE   DS   0D      File Size in bytes, for
          regular file. This is
          unspecified for others.
ATTRSIZE_H DS   F       First word of size
ATTRSIZE_L DS   F       Second word of size
ATTRTIME   DS   F       Time of last access
ATTRMTIME  DS   F       Time of last data mod
ATTRCTIME  DS   F       Time of last file stat chng
ATTRMAJORNUMBER DS   F   Major number for this file,
          if it is a character
          special file.
ATTRMINORNUMBER DS   F   Minor number for this file,
          if it is a character
          special file.
ATTRSTAT2  DS   0F      second part of the stat
ATTRAUDITORAUDIT DS   0F Area for auditor audit info
ATTRAUDITORAUDIT1 DS   XL1 Auditor audit byte 1
ATTRAUDITORAUDIT2 DS   XL1 Auditor audit byte 2
ATTRAUDITORAUDIT3 DS   XL1 Auditor audit byte 3
ATTRAUDITORAUDIT4 DS   XL1 Auditor audit byte 4
ATTRAAUDIT EQU   X'01'   ON = auditor audit info
          change request

```

(ON when AttrMAAudit = ON)				
ATTRUSERAUDIT	DS	0F	Area for user audit info	
ATTRUSERAUDIT1	DS	XL1	User audit byte 1	
ATTRUSERAUDIT2	DS	XL1	User audit byte 2	
ATTRUSERAUDIT3	DS	XL1	User audit byte 3	
ATTRUSERAUDIT4	DS	XL1	User audit byte 4	
ATTRNOTAAUDIT	EQU	X'01'	Always OFF to indicate this is NOT auditor audit info	* *
ATTRBLKSIZE	DS	F	File Block Size	
ATTRCREATETIME	DS	F	File Creation Time	
ATTRAUDITID	DS	CL16	RACF File ID for auditing	
*				
ATTRGUARDTIME	ORG	ATTRAUDITID	Guard Time	@D7A
ATTRGUARDTIMESEC	DS	F	Seconds	@D7A
ATTRGUARDTIMEMSEC	DS	F	Micro_Seconds	@D7A
	ORG	ATTRAUDITID		@D7A
ATTRCVER	DS	CL8	Creation Verifier	@D7A
	DS	CL8	Spacer	@D7A
*				
ATTRRES01	DS	F	Reserved	
ATTRGENMASK	DS	0F	Mask to indicate which General attributes bit to modify	* *
			--Masks AttrGenValue	*
ATTROPAQUEMASK	DS	XL3	Opaque attribute flags - Reserved for ADSTAR use	*
ATTRVISIBLEMASK	DS	XL1	Visible attribute flags	
ATTRNODELFILES	EQU	X'20'	Files should not be deleted	@P1A
ATTRSHARELIB	EQU	X'10'	Shared Library	@D6A
ATTRNOSHARE	EQU	X'08'	No shareas flag	@D8A
ATTRAPFAUTH	EQU	X'04'	APF authorized flag	@D6A
ATTRPROGCTLMASK	EQU	X'02'	Program controlled flag	@D6A
ATTREXTLINK	EQU	X'01'	External Symlink flag	*
			Mask bit not used on vn_setattr	*
ATTRSETFLAGS	DS	0XL4	Flags - which fields to set	
ATTRSETFLAGS1	DS	XL1	Flag byte 1	
ATTRMODECHG	EQU	X'80'	Change to the mode indicated	
ATTROWNERCHG	EQU	X'40'	Change to Owner indicated	
ATTRSETGEN	EQU	X'20'	Set General attributes	
ATTRTRUNC	EQU	X'10'	Truncate size	
ATTRATIMECHG	EQU	X'08'	Change the Atime	
ATTRATIMETOD	EQU	X'04'	Change to the Current Time	
ATTRMTIMECHG	EQU	X'02'	Change the Mtime	
ATTRMTIMETOD	EQU	X'01'	Change to the Current Time	
ATTRSETFLAGS2	DS	XL1	Flag byte 2	
ATTRMAAUDIT	EQU	X'80'	Modify auditor audit info	
ATTRMUAUDIT	EQU	X'40'	Modify user audit info	
ATTRCTIMECHG	EQU	X'20'	Change the Ctime	
ATTRCTIMETOD	EQU	X'10'	Change Ctime to the Current Time	*
ATTRREFTIMECHG	EQU	X'08'	Change the RefTime	
ATTRREFTIMETOD	EQU	X'04'	Change RefTime to Current Time	
ATTRFILEFMTCHG	EQU	X'02'	Change File Format	@D5A
ATTRGUARDTIMECHK	EQU	X'01'	Guard Time Check Requested	@D7A
ATTRSETFLAGS3	DS	XL1	Flag byte 3 - reserved	
ATTRCVERSET	EQU	X'80'	Creation Verifier Set	@D7A
ATTRCHARSETIDCHG	EQU	X'40'	CharSetId Change	@D9A
ATTRLP64TIMES	EQU	X'20'	64-bit time fields used	@DDA
ATTRSECLABELCHG	EQU	X'10'	Seclabel Change	@DEA
ATTRSETFLAGS4	DS	XL1	Flag byte 4 - reserved	*
ATTRSTAT3	DS	0F	Third part of the stat	
ATTRCHARSETID	DS	CL12	Coded Character set id	
	ORG	ATTRCHARSETID		@D9A
ATTRFILETAG	DS	CL4	File Tag	@D9A
	DS	CL8	Reserved	@D9A
	ORG	ATTRCHARSETID		@DFA
ATTRVINFO	DS	0CL12	Cross MtPt Information:	@DFA
ATTRVFSTOK	DS	CL8	Cross MtPt Vfs Tok	@DFA
ATTRVMTPTINO	DS	CL4	Root's MtPt's Ino	@DFA
ATTRBLOCKS_D	DS	0F	Double word num blocks	
ATTRBLOCKS_H	DS	F	First word of blocks	
ATTRBLOCKS	DS	F	Number of blocks allocated	
ATTRGENVALUE	DS	0F	General attribute values	*
			--Masked by AttrGenMask	
ATTROPAQUE	DS	XL3	Opaque attribute flags - Reserved for ADSTAR use	*
ATTRVISIBLE	DS	XL1	Visible attribute flags	
ATTRNODELFILES	EQU	X'20'	Files should not be deleted	@P1A
ATTRSHARELIB	EQU	X'10'	Shared Library flag	@D8A

```

ATTRNOSHAREAS      EQU  X'08'  No shareas flag                @D6A
ATTRAPFAUTH        EQU  X'04'  APF authorized flag            @D6A
ATTRPROGCTL        EQU  X'02'  Program controlled flag        @D6A
ATTREXTLINK        EQU  X'01'  External Symlink
ATTRREFTIME        DS      F      Reference Time -                *
                                Reserved for ADSTAR use
                                DS      0F      Align ATTRFID
ATTRFID            DS      CL8   File Identifier
ATTRFILEFMT        DS      XL1   File Format                    @D5A
ATTRFSPFLAG2       DS      XL1   IFSP_FLAG2                    @DBA
ATTRACCESSACL       EQU  X'80'  Access ACL exists                @DBA
ATTRFMODELACL       EQU  X'40'  File Model ACL exists            @DBA
ATTRDMODELACL       EQU  X'20'  Directory Model ACL exists       @DBA
ATTRRES02          DS      CL2   Reserved for future            @DBC
*
ATTRCTIMEMSEC       DS      F      Ctime Micro_Seconds          @D7A
ATTRSECLABEL        DS      CL8   Security Label                @DBA
ATTRRES03          DS      CL4   Reserved for future            @DBC
ATTRENDVER1         EQU  *      End of Version 1 ATTR
*
ATTRATIME64         DS      D      Access Time                  @DAA
ATTRMTIME64         DS      D      Data Mod Time                @DAA
ATTRCTIME64         DS      D      Metadata Change Time         @DAA
ATTRCREATETIME64    DS      D      File Creation Time           @DAA
ATTRREFTIME64       DS      D      Reference Time                @DAA
                                DS      D
                                DS      CL16   Reserved           @DAA
ATTRENDVER2         EQU  *      End of Version 2 ATTR           @DAA
*
*   Constants
*
ATTR#LEN            EQU  *-ATTRBEGIN                             *
                                Length of ATTR
ATTR#LENGTH         EQU  ATTR#LEN Length of ATTR
ATTR#MINLEN         EQU  ATTRENDVER1-ATTRBEGIN                  *
                                Minimum length of valid ATTR
ATTR#SP             EQU  2      Subpool for the ATTR
** BPXYATTR End
    SPACE 3
    AIF ('&LIST' EQ 'YES').E411
    POP PRINT
.E411 ANOP ,
      MEND ,
                                Terminating PL/X comment      */
*
*%ATTRPLS : ;
*
* %IF ATTRBASE = '' %THEN
*   %DO;
*   %ATTRBASE = 'Based(AttrPtr)';
*   %END;
* %IF TRANSLATE(ATTRBASE) = 'BASED(ATTRPTR)' %THEN
*   %DO;
*   DCL AttrPtr Ptr(31); /* Pointer to the ATTR */
*   %END;
* %IF TRANSLATE(ATTRVIA) = 'VIA(ATTRALET)' %THEN
*   %DO;
*   DCL AttrAlet Ptr(31); /* Alet of the ATTR */
*   %END;
*
*%IF AsaxmacF63 = ''
*   %Then %AsaxmacF63 = 'Char(8)'; /* @DCA*/
*
*Dcl
* 1 Attr ATTRBASE ATTRVIA,
* 3 AttrHdr, /* +00 Attr Header @D2A*/
* 5 AttrID Char(4), /* +00 EBCDIC ID @D2C*/
* 5 AttrSP Fixed(8), /* +04 Subpool number of this Attr @D2C*/
*
* 5 AttrLen Fixed(24), /* +05 Length of this Attr @D2C*/
* 3 AttrStat, /* +08 stat() structure */
* 5 AttrMode Fixed(32), /* File Mode mapped by BPXYMODE*/
* 7 AttrType Fixed(8), /* First byte of mode is file
* type, mapped by BPXYFTYP */
*
* 7 AttrRemMode Fixed(24), /* Name to know the last 3 byte*/
* 5 AttrIno Fixed(32), /* +0C File Serial Number */
* 5 AttrDev Fixed(32), /* +10 Device ID of the file */
* 5 AttrLink Fixed(32), /* +14 Number of links */
* 5 AttrUid Fixed(31), /* +18 User ID of owner of the file*/
* 5 AttrGid Fixed(31), /* +1C Group ID of Group of file */
* 5 AttrSize Char(8) Bdy(8), /* +20 File Size in bytes, for
* regular file. This is
* unspecified, for others. */

```

```

*      7 AttrSize_h   Fixed(31), /* +20 First word of size */
*      7 AttrSize_l   Fixed(32), /* +24 Second word of size */
*      5 AttrAtime     Fixed(31), /* +28 Time of last access @POC*/
*      5 AttrMtime     Fixed(31), /* +2C Time of last data mod @POC*/
*      5 AttrCtime     Fixed(31), /* +30 Time of last file stat chng
*                                     @POC*/
*      3 AttrMajorNumber Fixed(32), /* +34 Major number for this file,
*                                     if it is a character
*                                     special file. */
*      3 AttrMinorNumber Fixed(32), /* +38 Minor number for this file,
*                                     if it is a character
*                                     special file. */
*      3 AttrStat2,    /* +3C second part of the stat */
*      5 AttrAuditorAudit Bit(32), /* +3C Area for auditor audit info */
*      7 *              Bit(31), /* First 31 bits @D1A*/
*      7 AttrAAudit     Bit(1), /* ON = auditor audit info
*                                     change request
*                                     (ON when AttrMAAudit = ON)
*                                     @D1A*/
*      5 AttrUserAudit   Bit(32), /* +40 Area for user audit info */
*      7 *              Bit(31), /* First 31 bits @D1A*/
*      7 AttrNotAAudit   Bit(1), /* Always OFF to indicate
*                                     this is NOT auditor audit
*                                     info @D1A*/
*      5 AttrBlkSize     Fixed(31), /* +44 File Block Size */
*      5 AttrCreateTime  Fixed(31), /* +48 File Creation Time @POC*/
*      5 * UNION         Char(16) Bdy(Word), /*@D7A*/
*      7 AttrAuditID     Char(16), /* +4C RACF File ID for auditing */
*
*      7 AttrGuardTime , /* Guard Time Value: @D7A*/
*      8 AttrGuardTimeSec Fixed(32), /* Seconds - compare @D7A
*                                     against either AttrCtime or
*                                     AttrCtime64L
*      8 AttrGuardTimeMsec Fixed(32), /* Micro-seconds @DCA*/
*                                     @D7A*/
*
*      7 AttrCver        Char(8), /* Creation Verifier @D7A*/
*
*      5 *              Fixed(32), /* +5C Reserved */
*
*      3 AttrGenMask     Bit(32), /* +60 Mask to indicate which
*                                     General attributes bit to
*                                     modify
*                                     --Masks AttrGenValue @D1A*/
*      5 AttrOpaqueMask   Bit(24), /* Opaque attribute flags -
*                                     Reserved for ADSTAR use @D1A*/
*      5 AttrVisibleMask  Bit(8), /* Visible attribute flags @D1A*/
*      7 AttrRsvMask      Bit(2), /* Reserved @D8C @P1C*/
*      7 AttrNoDelFilesMask Bit(1), /* Files should not be deleted
*                                     from directory @P1A*/
*      7 AttrShareLibMask Bit(1), /* Shared Library @D8A*/
*      7 AttrNoShareasMask Bit(1), /* do not run in shareas @D6A*/
*      7 AttrApfAuthMask  Bit(1), /* Program is APF auth @D6A*/
*      7 AttrProgCtlMask  Bit(1), /* Program controlled @D6A*/
*      7 AttrExtLinkMask  Bit(1), /* External Symlink flag
*                                     Mask bit not used on
*                                     vn_setattr @D1A*/
*      3 AttrSetFlags     Bit(32), /* +64 Flags - which fields to set */
*      5 AttrModeChg      Bit(1), /* Change to the mode indicated*/
*      5 AttrOwnerChg     Bit(1), /* Change to Owner indicated */
*      5 AttrSetGen       Bit(1), /* Set General attributes @D1A*/
*      5 AttrTrunc        Bit(1), /* Truncate size @D2C*/
*      5 AttrAtimeChg     Bit(1), /* Change the Atime */
*      5 AttrAtimeTOD     Bit(1), /* Change to the Current Time */
*      5 AttrMtimeChg     Bit(1), /* Change the Mtime */
*      5 AttrMtimeTOD     Bit(1), /* Change to the Current Time */
*      5 AttrMAAudit      Bit(1), /* Modify auditor audit info */
*      5 AttrMUAudit      Bit(1), /* Modify user audit info */
*      5 AttrCtimeChg     Bit(1), /* Change the Ctime @D1A*/
*      5 AttrCtimeTOD     Bit(1), /* Change Ctime to the Current
*                                     Time @D1A*/
*      5 AttrRefTimeChg    Bit(1), /* Change the RefTime @D1A*/
*      5 AttrRefTimeTOD    Bit(1), /* Change RefTime to Current Time
*                                     @D1A*/
*      5 AttrFileFmtChg    Bit(1), /* Change the File Format @D5A*/
*      5 AttrGuardTimeChk  Bit(1), /* Guard Time Check Req @D7A*/
*      5 AttrCverSet       Bit(1), /* Creation Verifier Set @D7A*/
*      5 AttrCharSetIdChg  Bit(1), /* Change File Info @D9A*/
*      5 AttrLP64Times     Bit(1), /* 64-bit time fields used @DCA*/
*      5 AttrSecLabelChg   Bit(1), /* Change Security Label @DEA*/
*      5 *              Bit(12), /* Reserved bits @DEC*/
*
*      3 AttrStat3,      /* +68 Third part of the stat */

```

```

* 5 * UNION, /* @DFA*/
* 7 AttrCharSetID Char(12), /* +68 Character Set Information */
* 9 AttrFileTag Char(4), /* File Tag @D9A*/
* 9 * Char(8), /* Reserved @D9A*/
* 7 AttrVInfo Char(12), /* v_readdir/v_getattr Info@DFA*/
* 9 AttrVfsTok Char(8), /* Cross MtPt Vfs Tok @DFA*/
* 9 AttrVMtPtIno Char(4), /* Root's MtPt's Ino @DFA*/
* 5 AttrBlocks_D Char(8) Bdy(word), /* +74 Double word num blocks */
* 7 * Fixed(31),
* 7 AttrBlocks Fixed(32), /* +78 Number of blocks allocated */
* 5 AttrGenValue Bit(32), /* +7C General attribute values
* --Masked by AttrGenMask @D1A*/
* 7 AttrOpaque Bit(24), /* Opaque attribute flags
* Reserved for ADSTAR use @D1A*/
* 7 AttrVisible Bit(8), /* Visible attribute flags @D1A*/
* 9 AttrRsv Bit(2), /* Reserved @D8C @P1C*/
* 9 AttrNoDelFiles Bit(1), /* Files should not be deleted
* from directory @P1A*/
* 9 AttrShareLib Bit(1), /* Shared Library @D8A*/
* 9 AttrNoShareas Bit(1), /* do not run in shareas @D6A*/
* 9 AttrApfAuth Bit(1), /* Program is APF auth @D6A*/
* 9 AttrProgCtl Bit(1), /* Program controlled @D6A*/
* 9 AttrExtLink Bit(1), /* External Symlink @D1A*/
* 5 AttrRefTime Fixed(31), /* +80 Reference Time -
* Reserved for ADSTAR use @D1A*/
* 5 AttrFid Char(8) Bdy(Word), /* +84 File Identifier @D2A*/
* 5 AttrFileFmt Fixed(8), /* +8C File Format @D5A*/
* /* Value constants for filefmt */
* /* declared in BPXYFTYP @D5A*/
* /******
* 5 AttrFspFlag2 Bit(8), /* +8D byte maps IFSP_FLAG2 - @DBA*/
* /* These flags are copied by
* HFS directly into this field.
* The bit positions match those
* defined in the FSP. @DBA*/
* 7 AttrAccessAcl Bit(1), /* 1 = Access Acl exists @DBA*/
* 7 AttrFModelAcl Bit(1), /* 1 = File Model Acl exists @DBA*/
* 7 AttrDModelAcl Bit(1), /* 1 = Dir Model Acl exists @DBA*/
* 7 * Bit(5), /* Reserved for future fsp use @DBA*/
* /******
* 5 * Char( 2), /* +8F Reserved for future @DBC*/
* 5 AttrCtimeMsec Fixed(32), /* +90 Micro-seconds of Ctime @D7A*/
* 5 AttrSecLabel Char(8), /* +94 Security Label @DBA*/
* 5 * Char(4), /* +9C Reserved for future @DBC*/
*
* 3 AttrEndVer1 Char(0), /* +A0--- End of Version 1 --- @D2C*/
*
* 3 AttrStat4 , /* +A0 Fourth part of the stat @DAA*/
* 5 AttrLP64 , /* +A0 LP64 Versions @DAA*/
* 7 AttrAtime64 Char(8) Bdy(DWord), /*+A8 Access Time @DAA*/
* 9 AttrAtime64S AsaxmacF63 Bdy(DWord), /* Signed value @DCA*/
* 11 * Char(4), /* @DCA*/
* 11 AttrAtime64L Fixed(31), /* @DCA*/
* 7 AttrMtime64 Char(8) Bdy(DWord), /*+B0 Data Mod Time @DAA*/
* 9 AttrMtime64S AsaxmacF63 Bdy(DWord), /* Signed value @DCA*/
* 11 * Char(4), /* @DCA*/
* 11 AttrMtime64L Fixed(31), /* @DCA*/
* 7 AttrCtime64 Char(8) Bdy(DWord), /*+B8 Metadata
* Change Time @DAA*/
* 9 AttrCtime64S AsaxmacF63 Bdy(DWord), /* Signed value @DCA*/
* 11 * Char(4), /* @DCA*/
* 11 AttrCtime64L Fixed(31), /* compare w/AttrGuardTime @DCA*/
* 7 AttrCreateTime64 Char(8) Bdy(DWord), /*+C0 File
* Creation Time @DAA*/
* 9 AttrCreateTime64S AsaxmacF63 Bdy(DWord), /* Signed @DCA*/
* 11 * Char(4), /* @DCA*/
* 11 AttrCreatetime64L Fixed(31), /* @DCA*/
* 7 AttrRefTime64 Char(8) Bdy(DWord), /*+C8 Reference Time@DAA*/
* 9 AttrReftime64S AsaxmacF63 Bdy(DWord), /* Signed @DCA*/
* 11 * Char(4), /* @DCA*/
* 11 AttrReftime64L Fixed(31), /* @DCA*/
* 7 * Char(8), /*+D0 May be AttrIno64 @DAA*/
*
* 5 * Char(16), /* +D0 Reserved (1st consider @DAA
* space at +5C,+8D,+94) @DAA*/
* 3 AttrEndVer2 Char(0), /* +E0 End of Version 2 @DAA*/
* /******
* /* Add fields here for Version 3. */
* /* NOTE that the increased length of the ATTR will have */
* /* migration considerations in the code that handles ATTR's. */
* /******
* 3 * Char(0) Bdy(Dword); /* +E0 Ensure ATTR ends on doubleword

```

```

*                                     boundary                                     */
*
* *DCL
* ATTR#ID      Char(4)   Constant('ATTR'), /* Control Block Acronym*/
* ATTR#LEN     Fixed(24) Constant(Length(ATTR)), /* Length of ATTR */
* ATTR#MINLEN  Fixed(24) Constant(Offset(AttrEndVer1)), /* Minimum
*                                     length of valid ATTR @D2A*/
* ATTR#VER2LEN Fixed(24) Constant(Offset(AttrEndVer2)), /* Length
*                                     of version 2 @DCA*/
* ATTR#SP      Fixed(8) Constant(2); /* Subpool for the ATTR */

```

BPXYNREG – Map interface block to vnode registration

```

*          %GOTO NREGPRO ;                /* Bilingual header
          MACRO
          BPXYNREG &DSECT=YES,&LIST=YES
          GBLB &NREG411
          AIF (&NREG411 EQ 1).E411
&NREG411 SETB 1
          AIF ('&LIST' EQ 'YES').A411
          PUSH PRINT BPXYNREG: BPX2REG (v_reg) parameter list
          PRINT OFF
          AGO .A411

*                                     */
*%NREGPRO : ;
*/****START OF SPECIFICATIONS*****
*      $MAC (BPXYNREG) COMP(SCPX1) PROD(BPX):
*
*01* MACRO NAME: BPXYNREG
*
*01* DSECT NAME: N/A
*
*01* DESCRIPTIVE NAME: Interface Block to VNode Registration
*
*02* ACRONYM: NREG
**/
*/01* PROPRIETARY STATEMENT=
*/****PROPRIETARY_STATEMENT*****
*/
**/
**/
**/ LICENSED MATERIALS - PROPERTY OF IBM
**/ THIS MACRO IS "RESTRICTED MATERIALS OF IBM"
**/ 5650-ZOS (C) COPYRIGHT IBM CORP. 1993, 2003
**/
**/ STATUS= HBB7709
**/
*/****END_OF_PROPRIETARY_STATEMENT*****
*/
*
*01* EXTERNAL CLASSIFICATION: GUPI
*01* END OF EXTERNAL CLASSIFICATION:
*
*01* FUNCTION:
*
*      The NREG maps the input to the v_register routine, BPXVREG.
*
*01* METHOD OF ACCESS:
*
*02* PL/X:
*
*      %INCLUDE SYSLIB(BPXYNREG)
*      By default, the NREG is based on NRegPtr. If
*      other basing is desired, use %NREGBASE='BASED(XXXXXX)'.
*      If %NREGBASE='BASED(NREGPTR)' is coded, a Declare for
*      NREGPTR is also generated.
*
*02* ASM:
*      With DSECT=NO, storage is allocated in line
*      and addressability is provided thru that DSECT or CSECT.
*      With DSECT=YES, a DSECT is produced and "USING NREG,reg"
*      is required for addressability. Here "reg" contains the
*      address of NREG#LEN bytes of storage.
*      The default is DSECT=YES.
*
*01* SIZE: Release dependent. Refer to the mapping.
*

```

```

*01* POINTED TO BY: In dynamic storage of routines calling BPXVNREG.
*
*01* CREATED BY: Caller of Syscall Routine
*
*01* DELETED BY: Caller of Syscall Routine
*
*01* STORAGE ATTRIBUTES:
*02*   SUBPOOL: n/a
*02*   KEY: n/a
*02*   RESIDENCY: Callers storage
*
*01* FREQUENCY: 1 per syscall that calls BPXVNREG
*
*01* SERIALIZATION: N/A
*
*01* DEPENDENCIES: None
*
*01* NOTES:
*       BPXYVFSI is a C program interface for the BPX1V (v_)
*       services. The NREG structure in BPXYVFSI matches
*       the BPXYNREG structure.
*
*01* COMPONENT: z/OS UNIX (SCPX1)
*
*01* DISTRIBUTION LIBRARY: AMACLIB                                @P1C
*
*01* EYE-CATCHER: NREG
*02*   OFFSET: 0
*02*   LENGTH: 4
*
****END OF SPECIFICATIONS*****/
*       %GOTO NREGPLS ;                                /* Bilingual header
.A411   ANOP ,
** BPXYNREG: NREG - LFS Registration routine parameter list
** Used By: VRG
      AIF ('&DSECT' EQ 'NO').B411
NREG      DSECT ,
      AGO .C411
.B411   ANOP ,
      DS      0D
NREG      DC      XL(NREG#LENGTH)'00'
      ORG     NREG
.C411   ANOP ,
NREGBEGIN      DS      0D
*
NREGID      DC      C'NREG'           Eye catcher
NREGLEN     DC      AL2(NREG#LENGTH)  Length of the structure
NREGVER     DC      AL2(NREG#VERSION)  NReg version number
NREGSTYPE   DS      F                Server Type
NREGSNAMLEN DS      F                Length of Server name
NREGSNAME   DS      CL32             Server Name
NREGMAXVNTOKENS DS      F            Max # of VNTokens
NREGFLAGS   DS      CL1              Flags @D4C
NREGFXHOTC  EQU      X'80'           Exit uses HOTC @D4A
NREGNOWAIT  EQU      X'40'           for Quiesced FS @D5A
NREGSECSD   EQU      X'20'           for SFD servers @P3A
NREGALLOCDEVNO EQU      X'10'       allocate a devno @D6A
NREGRES01   DS      CL3              Reserved field @D4C
NREGENDOFVER1 DS      0F            End of Version 1 @D4A
NREGFXEXITNAME DS      CL8           Exit program name @D4A
NREGFXINITPARM DS      CL8           Init parm for Exit @D4A
NREGABENDCODE DS      F              Abend Code received @D4A
NREGABENDRSN DS      F              Abend Reason Code @D4A
      ORG     NREGABENDRSN @D6A
NREGDEVNO   DS      F                or Output Devno @D6A
NREGPFSTYPE DS      CL8              Dependant PFS @D5A
*
*   Constants
*
NREG#LENGTH EQU      *-NREGBEGIN      Length of NREG
NREG#LENGTHVER1 EQU    NREGENDOFVER1-NREGBEGIN Length of V1 NREG
NREG#VERSION1 EQU      1              NReg Version 1
NREG#VERSION2 EQU      2              NReg Version 2
NREG#VERSION EQU      NREG#VERSION2   NReg Current Version
*   NRegSType constants
NREGSTYPE#FILE EQU      1              File Server type
NREGSTYPE#LOCK EQU      2              Lock Server type
NREGSTYPE#FEXP EQU      3
NREGSTYPE#SFDS EQU      4              SFD server @P3A
NREGSTYPE#MAX EQU      4              Max allowed svr type
** BPXYNREG End
      SPACE 3

```

```

      AIF      ('&LIST' EQ 'YES').E411
      POP      PRINT
.E411      ANOP      ,
      MEND     ,
Terminating PL/X comment      */
*
*%NREGPLS ; ;
*%IF NREGBASE='' %THEN
* %DO;
* %NREGBASE='BASED(NREGPTR)';
* %END;
*%IF TRANSLATE(NREGBASE)='BASED(NREGPTR)' %THEN
* %DO;
*      DCL NRegPtr Ptr(31);          /* Pointer to NReg parameter list */
* %END;
*DCL
* 1      NReg      NREGBASE,
* 3      NRegID      Char(4),      /* +00 EBCDIC ID */
* 3      NRegLen      Fixed(15), /* +04 Length of NREG structure@P2C*/
* 3      NRegVer      Fixed(16), /* +06 NReg Version number */
* 3      NRegSType     Fixed(32), /* +08 Server type */
* 3      NRegSNameLen  Fixed(31), /* +0C Length of Server name parm */
* 3      NRegSName     Char(32), /* +10 Server Name */
* 3      NRegMaxVNTokens Fixed(32), /* +30 Max # of VNTokens that will
*                                be created for this server */
* 3      NRegFlags     Bit(8), /* +34 Flags @D4C*/
* 5      NRegFxFxHotc  Bit(1), /* Invoke Exit with HOTC @D4A*/
* 5      NRegNoWait    Bit(1), /* for Quiesced File Sys @D5A*/
* 5      NRegSecSfd     Bit(1), /* Secondary SFD svr @P3A*/
* 5      NRegAllocDevno Bit(1), /* Allocate a Devno @D6A*/
* 3      *            Char(3), /* +35 Reserved @D4C*/
* 3      NRegEndOfVer1  Char(0), /* +38 End of Ver1 ----- @D4A*/
* 3      NRegFileExporterArea, /* @D4A*/
* 5      NRegFxFxExitName Char(8), /* +38 Exit program name @D4A*/
* 5      NRegFxFxInitParm Char(8), /* +40 Init parm for Exit pgm @D4A*/
* 3      NRegAbendCode  Fixed(32), /* +48 Abend Code received @D4A*/
* 3      NRegAbendRsn   Fixed(32), /* +4C Abend Reason Code @D4A*/
* 5      NRegDevno      Fixed(32), /* or Output Devno @D6A*/
* 3      NRegPfsType     Char(8), /* +50 Dependant PFS @D5A*/
* 3 * Char(0) Bdy(Dword); /* +58 Ensure NREG ends on
*                                doubleword boundary */
*DCL
* NReg#ID      Char(4)      Constant('NREG'),/* Control Block Acronym */
* NReg#LEN      Fixed(15)   Constant(Length(NREG)),/* Length of NREG */
* NReg#Version  Fixed(16)   Constant(NReg#Version2),/* Current @D4C*/
* NReg#Version1 Fixed(16)   Constant(1), /* Version 1 of NReg */
* NReg#LenVer1  Fixed(16)   Constant(Offset(NRegEndOfVer1)), /*@D4A*/
* NReg#Version2 Fixed(16)   Constant(2); /* Version 2 of NReg @D4A*/
*
* /* NRegSType constants */
*DCL
* NRegSType#FILE Fixed(32) Constant(1),/* File Server @D1C*/
* NRegSType#LOCK Fixed(32) Constant(2),/* Lock Server @D1A*/
* NRegSType#FEXP Fixed(32) Constant(3) /* */
* NRegSType#SFDS Fixed(32) Constant(4),/* SFD server @P3A*/
* NRegSType#MAX Fixed(32) Constant(4);/* Max allowed svr type @P3C*/
*
* /* Note: If new Server types are added, DISPLAY OMVS should
* be updated as follows:
* (1) In BPXZMDEF, msg BPX040If, add a type to the array.
* (2) Recompile BPXMIMST. */

```

BPXYOSS — Specific information for the Map operating system

The numbers of file blocks read and written, along with the number of directory blocks processed, are returned in the `OssReadIBC`, `OssWriteIBC`, and `OssDirIBC`, fields of the OSS. On return from the VFS Callable Service API, the block counts present initially in the OSS have been incremented to reflect the counts for this call to the service. Thus, to obtain the numbers of blocks that are processed on a particular call to a VFS Callable Service API, set the block count fields to zero before calling the service. To accumulate the block counts across a series of calls, pass the same OSS to each, without modifying the count fields.

The following OSS fields must be provided by the caller:

OssId

Contains OSS.

OssLen

Specifies the length of the OSS structure, OSS#LENGTH.

OSSReadIBC

Contains number of blocks read.

OSSWriteIBC

Contains number of blocks written.

OSSDirIBC

Contains number of directory blocks processed.

```

*          %GOTO OSSPRO ;          /* Bilingual header
          MACRO
          BPXYOSS &DSECT=YES,&LIST=YES
          GBLB &OSS411
          AIF (&OSS411 EQ 1).E411
&OSS411 SETB 1
          AIF ('&LIST' EQ 'YES').A411
          PUSH PRINT BPXYOSS: Operating System Specific Information
          PRINT OFF
          AGO .A411
*
*
*%OSSPRO : ;
*/****START OF SPECIFICATIONS*****
*
*   $MAC (BPXYOSS) COMP(SCPX1) PROD(BPX):
*
*01* MACRO NAME: BPXYOSS
*
*01* DSECT NAME: OSS
*
*01* DESCRIPTIVE NAME: Operating System Specific Information
*
*02* ACRONYM: OSS
**/
*/*01* PROPRIETARY STATEMENT=
*/****PROPRIETARY_STATEMENT*****
*/*
*/*
*/* LICENSED MATERIALS - PROPERTY OF IBM
*/* THIS MACRO IS "RESTRICTED MATERIALS OF IBM"
*/* 5650-ZOS (C) COPYRIGHT IBM CORP. 1993, 2005
*/*
*/* STATUS= HBB7720
*/*
*/****END_OF_PROPRIETARY_STATEMENT*****
*/*
*01* EXTERNAL CLASSIFICATION: GUPI
*01* END OF EXTERNAL CLASSIFICATION:
*
*01* FUNCTION:
*
*   To pass information specific to the z/OS UNIX implementation
*   of the VFS/VNODE interface.
*
*01* METHOD OF ACCESS:
*
*02* PL/X:
*
*   %INCLUDE SYSLIB(BPXYOSS)
*   By default, the OSS is based on OssPtr. If
*   other basing is desired, use %OSSBASE='BASED(XXXXXX)'.
*   If %OSSBASE='BASED(OssPtr)' is coded, a Declare for
*   OssPtr is also generated.
*
*   Typical Syscall usage: %OSSBASE = 'Based(Addr(InputOss))'
*
*02* ASM:
*   With DSECT=NO, storage is allocated in line
*   and addressability is provided thru that DSECT or CSECT.
*   With DSECT=YES, a DSECT is produced and "USING OSS,reg"
*   is required for addressability. Here "reg" contains the
*   address of OSS#LENGTH bytes of storage.
*   The default is DSECT=YES.
*

```

```

*01* SIZE: OSS#LENGTH
*
*01* POINTED TO BY: OssPtr
*
*01* CREATED BY: Storage obtained by caller of system call
*
*01* DELETED BY: Caller of system call
*
*01* STORAGE ATTRIBUTES:
*02*   SUBPOOL/DATASPACE:  N/A
*02*   KEY:                 N/A
*02*   RESIDENCY:          N/A
*
*01* FREQUENCY: 1 per syscall of a vnode op
*
*01* SERIALIZATION: N/A
*
*01* DEPENDENCIES: None
*
*01* NOTES:
*       BPXYVFSI is a C program interface for the BPX1V (v_)
*       services. The OSS structure in BPXYVFSI matches
*       the BPXYOSS structure.
*
*01* COMPONENT:  z/OS UNIX (SCPX1)
*
*01* DISTRIBUTION LIBRARY:  AMACLIB
*
*01* EYE-CATCHER: OSS
*02*   OFFSET: 0
*02*   LENGTH: 4
*
****END OF SPECIFICATIONS*****
*       %GOTO OSSPLS ; /* Bilingual header
.A411 ANOP ,
** BPXYOSS: OSS - Operating System Specific Information
** Used By: v_ callable services
AIF ('&DSECT' EQ 'NO').B411
OSS DSECT ,
.B411 AGO .C411
ANOP ,
DS 0D Clear storage
OSS DC XL(OSS#LENGTH)'00'
ORG OSS
.C411 ANOP ,
OSSBEGIN DS 0D
*
OSSID DC C'OSS ' Eye catcher
OSSLEN DC AL4(OSS#LENGTH) Length of the structure
OSSDIRIBC DS F Directory I/O block cnt
OSSREADIBC DS F Read I/O block cnt
OSSWRITEIBC DS F Write I/O block cnt
OSSOPENFLAGS DS F Reserved for internal
* use - open flags
ORG OSSOPENFLAGS @P2C@P1A
OSSFLAGS1 DS B @P1A
OSSXMTPT EQU X'80' Cross Mount Points @P1A
DS CL3 @P1A
OSSOPENTOKEN DS CL8 V_Open Token @D4A
*
* Constants
*
OSS#LENGTH EQU *-OSSBEGIN Length of OSS
** BPXYOSS End
SPACE 3
AIF ('&LIST' EQ 'YES').E411 6@D1A
POP PRINT
.E411 ANOP ,
MEND , Terminating PL/X comment */
*
**%OSSPLS : ;
*
**%Dc1 OSSBASE2 Char Ext; /* Settable by other macros @D2A*/
*
**%IF OSSBASE = '' %THEN
* %IF OSSBASE2 = '' %THEN /*@D2A*/
* %DO;
* %OSSBASE = 'BASED(OssPtr)';
* %END;
* %ELSE %OSSBASE = OSSBASE2; /*@D2A*/
*
*%IF Translate(OSSBASE) = 'BASED(OSSPTR)' %THEN

```

```
* %DO;
*   DCL OssPtr Ptr(31);           /* Pointer to the OSS */
* %END;
*
*
* *DCL
* 1 OSS OSSBASE ,                 /* Operating System Specific Info */
*
*   3 OssId          Char(4),      /* Eye catcher - 'OSS ' */
*   3 OssLen         Fixed(31),    /* Length of structure */
*
*   3 OssAcctIBC,              /* I/O Block Counts */
*   7 OssDirIBC       Fixed(32),   /* Directory I/O block cnt @01C*/
*   7 OssReadIBC      Fixed(32),   /* Read I/O block cnt     @01C*/
*   7 OssWriteIBC     Fixed(32),   /* Write I/O block cnt    @01C*/
*
*   3 OssOpenFlags   Bit(32),      /* Reserved for internal use -
*                                   open flags for internal v_rdwrr
*                                   callers @P2M@D3A*/
*   5 OssXmtpt       Bit(1),        /* Cross Mount Points @P1A*/
*   3 OssOpenToken    Char(8),      /* V_Open Token @D4A@P2D*/
*   5 OssOpenTokSpec Char(4);      /* Special Token Values @D4A@P2D*/
*
*
* *DCL
* Oss#ID Char(4) Constant('OSS '), /* Eye catcher */
* Oss#Len Fixed(31) Constant(Length(Oss)); /* Length of Oss */
*
* *Dcl                /* Special Values for OssOpenTokSpec @D4A*/
* (Oss#NoTokAdvChk Constant(0), /* Advisory Check, vs. V4 @D4A*/
*  Oss#NoTokMandChk Constant(2), /* Mandatory Check, vs. all @D4A*/
*  Oss#NoTokOverride Constant(1) ) /* No Checks, for Reads only @D4A*/
*                               Fixed(32); /*@D4A*/
```

BPXYVLOK – Map the interface block for v_lockctl

The BPXYVLOK macro maps the interface block to pass locking information via the v_lockctl service.

```

*          %GOTO VLOKPRO ;          /* Bilingual header
          MACRO
          BPXYVLOK &DSECT=YES,&LIST=YES
          GBLB  &VLOK411
          AIF   (&VLOK411 EQ 1).E411
&VLOK411 SETB 1
          AIF   ('&LIST' EQ 'YES').A411
          PUSH PRINT BPXYVLOK: Vnode Byte Range Locking Structure
          PRINT OFF
          AGO   .A411

*                                     */
*%VLOKPRO : ;
*/****START OF SPECIFICATIONS*****
*
*   $MAC (BPXYVLOK) COMP(SCPX1) PROD(BPX):
*
*01* MACRO NAME: BPXYVLOK
*
*01* DSECT NAME: VLOK
*
*01* DESCRIPTIVE NAME: Vnode Services Byte Range Locking Structure
*
*02*   ACRONYM: VLOK
**/
*/01* PROPRIETARY STATEMENT=
*/**PROPRIETARY_STATEMENT*****
*/
*/
*/
*/ LICENSED MATERIALS - PROPERTY OF IBM
*/ THIS MACRO IS "RESTRICTED MATERIALS OF IBM"
*/ 5650-ZOS (C) COPYRIGHT IBM CORP. 1993, 2005
*/
*/ STATUS= HBB7720
*/
*/
*/**END_OF_PROPRIETARY_STATEMENT*****
*/
*01* EXTERNAL CLASSIFICATION: GUPI
*01* END OF EXTERNAL CLASSIFICATION:
*
*01* FUNCTION:

```

```

*
*      To pass locking information about the V_lockctl interface.
*
*01* METHOD OF ACCESS:
*
*02*   PL/X:
*
*       %INCLUDE SYSLIB(BPXYVLOK)
*       By default, the VLOK is based on VLOKPtr. If
*       other basing is desired, use %VLOKBASE='BASED(XXXXXX)'.
*       If %VLOKBASE='BASED(VLOKPtr)' is coded, a Declare for
*       VLOKPtr is also generated.
*
*       Typical Syscall usage: %VLOKBASE = 'Based(Addr(InputVLOK))'
*
*02*   ASM:
*       With DSECT=NO, storage is allocated in line
*       and addressability is provided thru that DSECT or CSECT.
*       With DSECT=YES, a DSECT is produced and "USING VLOK,reg"
*       is required for addressability. Here "reg" contains the
*       address of VLOK#LENGTH bytes of storage.
*       The default is DSECT=YES.
*
*01* SIZE: VLOK#LENGTH
*
*01* POINTED TO BY: VLOKPtr
*
*01* CREATED BY: Storage obtained by caller of system call
*
*01* DELETED BY: Caller of system call
*
*01* STORAGE ATTRIBUTES:
*02*   SUBPOOL/DATASPACE:  N/A
*02*   KEY:                 N/A
*02*   RESIDENCY:          N/A
*
*01* FREQUENCY: 1 per v_lockctl syscall
*
*01* SERIALIZATION: N/A
*
*01* DEPENDENCIES: None
*
*01* NOTES:
*       BPXYVFSI is a C program interface for the BPX1V (v_)
*       services. The VLOCK structure in BPXYVFSI matches
*       the BPXYVLOK structure.
*
*01* COMPONENT:  z/OS UNIX (SCPX1)
*
*01* DISTRIBUTION LIBRARY:  AMACLIB
*
*01* EYE-CATCHER: VLOK
*02*   OFFSET:  0
*02*   LENGTH:  4
*
*****END OF SPECIFICATIONS*****
*
*       %GOTO VLOKPLS ;          /* Bilingual header
.A411      ANOP ,
** BPXYVLOK: VLOK - Vnode Service Byte Range Locking structure
          AIF ('&DSECT' EQ 'NO').B411
VLOK      DSECT ,
          AGO .C411
.B411     ANOP ,
          DS      0D          Clear storage
VLOK      DC      XL(VLOK#LENGTH)'00'
          ORG     VLOK
.C411     ANOP ,
VLOKBEGIN DS      0D
*
VLOKID    DC      C'VLOK'      Eye catcher
VLOKLEN   DC      AL4(VLOK#LENGTH) Length of the structure
VLOKLOCKER DS      0F          Locker
VLOKSERVERPID DS      F          Server's Process ID
VLOKCLIENTPID DS      F          Server's Client's PID
VLOKLOCKERTOK DS      CL8      Locker Token
VLOKCLIENTTID DS      CL8      Client's Thread ID
VLOKOBJECT DS      0F          Object - a locked file
VLOKOBJCLASS DS      F          Object Class
VLOKOBJID  DS      0CL12       Object ID @D1C
VLOKOBJDEV DS      CL4          Object Device ID
VLOKOBJFID DS      CL8          Object File ID
VLOKOBJTOK DS      CL8          Object token

```

```

VLOKDOS          DS      0F          <--Not used externally
VLOKDOSMODE      DS      CL1         <--Not used externally
VLOKDOSACCESS    DS      CL1         <--Not used externally
VLOKBLKLOCKLEN   DS      CL1         VlokBlockingLock length
VLOKSUBFUNCTION   DS      CL1         Internal SubFunction
VLOKRSVD         DS      CL4         Reserved
VLOKVNTOKEN      DS      CL8         Vnode Token
VLOKBRLK         DS      CL24        Lock Information mapped
*                                     by BPXYBRLK
VLOKENDVER1      DS      0F          --- END OF VERSION 1 -----
DS      F
VLOKBLOCKINGLOCK DS      A           Ptr to Ret Blocking Lock
VLOKUNION        DS      0CL12
VLOKAIIOEXT      ORG VLOKUNION      Async Extension
DS      F          ! Rsvd for Ptr64
VLOKAIIOCB       DS      A           Async Locking Aiocb
VLOKAIIOCBLEN    DS      F          Async Aiocb Length
*
VLOKUNLOADLOCKSEXT ORG VLOKUNION    Unload Locks Extension
DS      F          ! Rsvd for Ptr64
VLOKULLOUTLISTPTR DS      A           Output List Ptr
VLOKULLSUBPOOL   DS      CL1         Storage Subpool
DS      CL1
VLOKULLRETWAITERS DS      CL1         Return Waiters too
*
VLOKPURGEEXT     ORG VLOKUNION      Purge Locks Mask Ext
DS      F          ! Rsvd for Ptr64
VLOKPGMASKS      DS      A           VlokObjOwnMasks
VLOKPGMASKSLEN   DS      F          Length of the two masks
*
DS      CL12
VLOKENDVER2      DS      0F          --- End of Version 2 -----
*
*   Constants
*
VLOK#LENGTH      EQU      *-VLOKBEGIN      Length of VLOK
VLOK#HFS          EQU      0               HFS Object Class
VLOK#MVS          EQU      1               MVS Object Class
VLOK#LFSESA       EQU      2               LFS/ESA Object Class
*
*   Constants for V_lockctl commands
*
VLOK#REGLOCKER    EQU      1               Register Locker
VLOK#UNREGLOCKER  EQU      2               Unregister Locker
VLOK#LOCK          EQU      3               Lock object's byte range
VLOK#LOCKWAIT     EQU      4               Lock object's byte range +
                                           - wait if blocked
VLOK#UNLOCK       EQU      5               UnLock object's byte range
VLOK#QUERY        EQU      6               Query byte range for locks
VLOK#PURGE        EQU      7               Purge all locks for a locker
VLOK#LOCKASY      EQU      8               Lock Asynchronously
VLOK#LOCKCANCEL   EQU      9               Cancel Async Lock
VLOK#UNLOADLOCKS  EQU      10              Unload BRLM Locks
*
*   Constants for UnLoadLocks
*
VLOK#RETWAITERS   EQU      1               Ret Held & Waiters
VLOK#RETALLOBJ    EQU      3               Total UnLoad
*
*   Mask structure for Purge Locks
*
VLOKOBJOWNMASKS   DSECT ,
VLOKOBJECTMASK    DS      0CL16            Object Id Mask
VLOKOBJCLASSMASK  DS      CL4              Object Class
VLOKOBJDEVMASK    DS      CL4              Object Devno (HFS)
VLOKOBJFIDMASK    DS      CL8              Object Fid (HFS)
VLOKOWNERMASK     DS      0CL16            Owner Id Mask
VLOKLOCKERMASK    DS      0CL8            Locker Mask
VLOKSPIDMASK      DS      CL4              Server PID Mask
VLOKCPIDMASK      DS      CL4              Client PID Mask
VLOKTIDMASK       DS      CL8              Thread Id Mask
*
** BPXYVLOK END
      SPACE 3
      AIF ('&LIST' EQ 'YES').E411          6@D1A
      POP PRINT
.E411 ANOP ,
      MEND ,                               Terminating PL/X comment */
*
*%VLOKPLS : ;
*%IF VLOKBASE = '' %THEN
* %DO;

```

```

*      %VLOKBASE = 'BASED(VlokPtr)';
* %END;
*%IF Translate(VLOKBASE) = 'BASED(VLOKPTR)' %THEN
* %DO;
*      DCL VlokPtr Ptr(31);          /* Pointer to the VLOK          */
* %END;
*
*
*%DCL
* 1 Vlok VLOKBASE Bdy(Dword),        /* V_lockctl Byte Range Lock Info */
*
*      3 VlokId          Char(4),      /* Eye catcher - 'VLOK '          */
*      3 VlokLen          Fixed(31),    /* Length of structure            */
*
*      3 VlokLocker Bdy(Dword),        /* Locker                          @01C*/
*      5 VlokServerPID Fixed(32),      /* Server's Process ID            */
*      7 * Char(1),                  /*                               */
*      7 VlokServerPIDByte2 Char(1),    /* sysplex system number          @D1A*/
*      5 VlokClientPID Fixed(32),      /* Server's Client's PID          */
*      /* +10 */
*      3 VlokLockerTok Char(8)         /* Locker token                    @01C*/
*      Bdy(Dword),                    /* @01A*/
*      5 VlokLockerTok1 Ptr(31),       /* For CDS                        @01A*/
*      5 VlokLockerTok2 Ptr(31),       /* For CDS                        @01A*/
*      3 VlokClientTID Char(8)         /* Client's Thread ID             @01C*/
*      Bdy(Dword),                    /* @01A*/
*      /* +20 */
*      3 VlokObject,                  /* Object - a locked file          */
*      5 VlokObjClass Fixed(32),       /* Object Class                    */
*      5 VlokObjID Char(12),           /* Object ID -unique within Class  */
*      7 VlokObjDev Char(4),           /* Device ID for HFS file          */
*      7 VlokObjFid Char(8),           /* File ID for HFS file            */
*      /* +30 */
*      3 VlokObjTok Char(8),           /* Object token                     */
*
*      ! The fields below were never used and are being left @D2A
*      ! here so old programs that may have referenced them @D2A
*      ! will not suffer compile failures with this new macro. @D2A
*      3 VlokDOS,                      /*<--Not used externally          @D2C
*      5 VlokDOSMode Char(1),           /*<--Not used externally          @D2C
*      5 VlokDOSAccess Char(1),         /*<--Not used externally          @D2C
*      !----- @D2A
*
*      3 VlokBlkLockLen Fixed(8),       /* Length for VlokBlockingLock @D2A*/
*      3 VlokSubFunction Fixed(8),      /* Optional internal sub function
*      codes - see below @02A*/
*      3 * Char(4),                    /* Reserved for expansion          */
*      /* +40 */
*      3 VlokVnToken Char(8),           /* Vnode Token                     @D2A*/
*      /* +48 */
*      3 VlokBrk Char(Length(Brk)),     /* Lock Information - BPXYBRLK     */
*
*      3 VlokEndVer1 Char(0), /* +60 --- End of Version 1 ----- @D2A*/
*      3 * Ptr,                      /* ! Rsvd for Ptr64 @D2A*/
*      3 VlokBlockingLock Ptr,         /* Ptr to Ret Blocking Lock @D2A*/
*      /* +68 */
*      3 * UNION Bdy(DWord),          /* @D2A*/
*      4 VlokAioExt ,                 /* Async Extension @D2A*/
*      5 * Ptr,                      /* ! Rsvd for Ptr64 @D2A*/
*      5 VlokAiocb Ptr,               /* Async Locking Aiocb @D2A*/
*      5 VlokAiocbLen Fixed(32),      /* Async Aiocb Length @D2A*/
*      /* @D2A*/
*      4 VlokUnLoadLocksExt ,         /* Unload Locks Extension @D2A*/
*      5 * Ptr,                      /* ! Rsvd for Ptr64 @D2A*/
*      5 VlokUllOutListPtr Ptr,       /* Output List Ptr @D2A*/
*      5 VlokUllSubpool Fixed(8),     /* Storage Subpool @D2A*/
*      5 * Fixed(8),                 /* @P3D @D2A*/
*      5 VlokUllRetWaiters Fixed(8),  /* Return Waiters too @D2A*/
*      /* @D2A*/
*      4 VlokPurgeExt ,               /* Purge Locks Mask Ext @D2A*/
*      5 * Ptr,                      /* ! Rsvd for Ptr64 @D2A*/
*      5 VlokPgMasks Ptr,             /* VlokObjOwnMasks @D2A*/
*      5 VlokPgMasksLen Fixed(32),    /* Length of the two masks @D2A*/
*      /* +74 */
*      3 * Char(12),                 /* @D2A*/
*      3 VlokEndVer2 Char(0); /* +80 --- End of Version 2 ----- @D2A*/
*
*
*%DCL
* Vlok#ID Char(4) Constant('VLOK'),    /* Eye catcher          */
* Vlok#Len Fixed(31) Constant(Length(Vlok)); /* Length of Vlok      */
*%DCL

```

```

* Vlok#InvalidToken Char(8) /* Token is invalid due */
* Constant('FFFFFFFFFFFFFF'X); /* to lock error @D3A*/
*
**/* Constants for VlokSubFunction (Internal Use) */
*DCL
* Vlok#Close Fixed(8) Constant(5), /* v_lockctl = Vlok#Unlock & this
* is for a close @D2A*/
* Vlok#Getown Fixed(8) Constant(6), /* Query owner locks @D3A*/
* Vlok#MoveFs Fixed(8) Constant(7); /* filesystem move @D3A*/
*
**/* Constants for Object Class (VlokObjClass) */
*DCL
* Vlok#HFS Fixed(32) Constant(0), /* z/OS UNIX MVS Hierarchical FS */
* Vlok#MVS Fixed(32) Constant(1), /* MVS dataset */
* Vlok#LFSESA Fixed(32) Constant(2); /* LAN File Server/ESA files */
*
* /* Constants for UnLoadLocks @D2A*/
* Dcl /*@P3D@D2A*/
* Vlok#RetWaiters Fixed(8) Constant(1), /* Ret Held & Waiters @D2A*/
* Vlok#RetAllObj Fixed(8) Constant(3); /* Total UnLoad @D2A*/
*
* /* The Unloaded Locks output is mapped by the
* Brlm_UnloadLocksList structure in the IGWLB2IN macro.
* This contains an array of (ObjectID,RangeLock) pairs.
*
* In the RangeLock structure if the RLockAccess field equals
* Vlok#OpenModes then the RangeLock structure contains the
* file's open access and deny modes rather than a byte range
* lock. The file's open modes are returned when the VlokVnToken
* field contains a Vnode token and only for opens that have
* specified either DenyRead or DenyWrite. These are mapped
* by the VlokRngLock structure below, which overlays the
* BRLM_UnloadList_RangeLock element of the array. @D2A*/
*
* Dcl Vlok#OpenModes Fixed(8) Constant(5); /*@D2A*/
*
* /* RangeLock structure for RLockAccess=Vlok#OpenModes @D2A*/
* /*@D2A*/
* Dcl 1 VlokRngLock Based, /* A BRLM_RangeLock For Open Modes @D2A*/
* 2 VlokRngOwner Char(16), /* V_Open VopnOpenOwner @D2A*/
* 2 VlokRngOffLen Char(16), /* Not used @D2A*/
* 2 VlokRngFlags Fixed(32), /*@D2A*/
* 3 VlokRngWaiter Bit(1), /*@D2A*/
* 3 * Bit(7), /*@D2A*/
* 3 VlokRngOpenAcc Fixed(8), /* VopnShrAccess value @D2A*/
* 3 VlokRngOpenDeny Fixed(8), /* VopnShrDeny value @D2A*/
* 3 VlokRngRLAccess Fixed(8); /* =Vlok#OpenModes @D2A*/
*
* /* Mask structure for Purge Locks @D2A*/
*
* Dcl 1 VlokObjOwnMasks Based, /*@D2A*/
* 2 VlokObjectMask Char(16), /* Object Id Mask @D2A*/
* 3 VlokObjClassMask Char(4), /* Object Class @D2A*/
* 3 VlokObjDevMask Char(4), /* Object Devno (HFS) @D2A*/
* 3 VlokObjFIDMask Char(8), /* Object Fid (HFS) @D2A*/
* 2 VlokOwnerMask Char(16), /* Owner Id Mask @D2A*/
* 3 VlokLockerMask Char(8), /* Locker Mask @D2A*/
* 5 VlokSPidMask Char(4), /* Server PID Mask @D2A*/
* 5 VlokCPidMask Char(4), /* Client PID Mask @D2A*/
* 3 VlokTIDMask Char(8); /* Thread Id Mask @D2A*/
*
**/* Constants for V_lockctl commands */
**/* Changes made to these commands should also be made @P2A*/
**/* in the BPXZFCNA macro in the BPXFCBRL section. @P2A*/
*DCL
* Vlok#RegLocker Fixed(32) Constant(1), /* Register Locker */
* Vlok#UnregLocker Fixed(32) Constant(2), /* Unregister Locker */
* Vlok#Lock Fixed(32) Constant(3), /* Lock object's byte range*/
* Vlok#LockWait Fixed(32) Constant(4), /* Lock object's byte range
* - wait if blocked */
* Vlok#Unlock Fixed(32) Constant(5), /* UnLock object's byte range
* */
* Vlok#Query Fixed(32) Constant(6), /* Query byte range for locks
* */
* Vlok#Purge Fixed(32) Constant(7), /* Purge all locks for a
* locker */
* Vlok#LockAsy Fixed(32) Constant(8), /* Lock Asynchronously @D2A*/
* Vlok#LockCancel Fixed(32) Constant(9), /* Cancel Async Lock @D2A*/
* Vlok#UnloadLocks Fixed(32) Constant(10); /* Unload BRLM Locks @D2A*/
*
*
**/* VlokObjectVP & VlokObjTokVP are used internally for loading */

```

```

/* and unloading byte range locks. */
*
*DCL 1 VlokObjectVP ViaPtr Bdy(Dword) Defined(VlokObject), /* @D1A*/
* 3 VlokObject1 Fixed(32), /* word 1 of VlokObject @D1A*/
* 3 VlokObject2 Ptr; /* word 2 of VlokObject @D1A*/
*
*DCL 1 VlokObjTokVP ViaPtr Bdy(Dword) Defined(VlokObjTok), /* @D1A*/
* 3 VlokObjTok1 Fixed(32), /* word 1 of VlokObjTok @D1A*/
* 3 VlokObjTok2 Ptr; /* word 2 of VlokObjTok @D1A*/
*

```

BPXYVOPN — Map the open parameters structure for v_open

The BPXYVOPN macro maps the structure of the Open_Parms parameter of the v_open service.

```

*      %GOTO VOPNPRO ; /* Bilingual header
*      MACRO
*      BPXYVOPN &DSECT=YES,&LIST=YES
*      GBLB &VOPN411
*      AIF (&VOPN411 EQ 1).E411
&VOPN411 SETB 1
*      AIF ('&LIST' EQ 'YES').A411
*      PUSH PRINT BPXYVOPN: v_open parameter definitions
*      PRINT OFF
*      AGO .A411
*
*      */
*%VOPNPRO: ;
*/******START OF SPECIFICATIONS*****
*
*      $MAC (BPXYVOPN) COMP(SCPX1) PROD(BPX):
*
*01* MACRO NAME: BPXYVOPN
*
*01* DSECT NAME: VOPN
*
*01* DESCRIPTIVE NAME: BPX1VOP(v_open) Parameter Definitions
*
*02* ACRONYM: None
**/
*/*01* PROPRIETARY STATEMENT=
*/******PROPRIETARY_STATEMENT*****
*/
*/
*/
*/
*/* LICENSED MATERIALS - PROPERTY OF IBM
*/* THIS MACRO IS "RESTRICTED MATERIALS OF IBM"
*/* 5650-ZOS (C) COPYRIGHT IBM CORP. 2005
*/
*/
*/* STATUS= HBB7720
*/
*/* *****END_OF_PROPRIETARY_STATEMENT*****
*/
*
*01* EXTERNAL CLASSIFICATION: GUPI
*01* END OF EXTERNAL CLASSIFICATION:
*
*01* FUNCTION:
*
*      This macro defines the input parameters for v_open.
*
*01* METHOD OF ACCESS:
*
*02* PL/X:
*
*      %INCLUDE SYSLIB(BPXYVOPN)
*      By default, the VOpenParms structure is simply based.
*      If special basing is desired, use %VOPNBASE='BASED(XXXXXX)'.
*
*02* ASM:
*      With DSECT=YES, a DSECT is produced and "USING VOPN,reg"
*      is required for addressability. Here "reg" contains the
*      address of VOPN#LENGTH bytes of storage.
*      With DSECT=NO, storage is allocated in line and
*      addressability is provided thru that DSECT or CSECT.
*      the default is DSECT=YES.
*
*01* SIZE: VOPN#LENGTH
*
*01* POINTED TO BY: N/A

```



```

*
*01* CREATED BY: Caller of system call
*
*01* DELETED BY: Caller of system call
*
*01* STORAGE ATTRIBUTES:
*02*   SUBPOOL/DATASPACE:
*02*   KEY:                Caller's
*02*   RESIDENCY:          Primary
*
*01* FREQUENCY: 1 per call to v_open
*
*01* SERIALIZATION: N/A
*
*01* DEPENDENCIES: N/A
*
*01* NOTES: None
*
*01* COMPONENT: z/OS UNIX (SCPX1)
*
*01* DISTRIBUTION LIBRARY: AMACLIB
*
*01* EYE-CATCHER: None
*02*   OFFSET:
*02*   LENGTH:
*
*****END OF SPECIFICATIONS*****/
*      %GOTO VOPNPLS ;          /* Bilingual header
*.A411  ANOP ,
** BPXYVOPN: V_open Parameters
** Used by: VOPN
   AIF ('&DSECT' EQ 'NO').B411
VOPN      DSECT ,
   AGO .C411
.B411  ANOP ,
VOPN      DS      0D
.C411  ANOP ,
VOPNOPENTYPE      DS      F      Type of v_open
VOPNOPENOWNER      DS      CL16   Owner identification
VOPNSHRACCESS      DS      F      Read, Write, or Both
VOPNSHRDENY        DS      F      None, Read, Write, Both
VOPNOPENTOKEN      DS      CL8     Output/Input Open Token
VOPNVNTOKEN        DS      CL8     Output Vnode Token
VOPNFLAGS          DS      F      Open Flags @D1A
                  DS      CL12     @D1C
*
VOPN#LENGTH      EQU      *-VOPN Length of this structure
*
** VopnOpenType Values:
OPEN_CREATE_UNCHECKED EQU 1
OPEN_CREATE_GUARDED   EQU 2
OPEN_CREATE_EXCLUSIVE EQU 3
OPEN_FILE             EQU 4
OPEN_NLM_SHR          EQU 5
OPEN_UPGRADE          EQU 6
OPEN_DOWNGRADE        EQU 7
*
** VopnShrAccess Values:
SHRACC_WRITE          EQU 1
SHRACC_READ           EQU 2
SHRACC_BOTH           EQU 3
*
** VopnShrDeny Values: @D1C
*
SHRDENY_NONE          EQU 0
SHRDENY_WRITE         EQU 1
SHRDENY_READ          EQU 2
SHRDENY_BOTH          EQU 3
*
** VopnFlags Values:
*
SHRMOD_NONE           EQU 0
SHRMOD_DENY           EQU 1
SHRMOD_ACC             EQU 2
SHRMOD_BOTH           EQU 3
*
** BPXYVOPN End
      SPACE 3
      AIF ('&LIST' EQ 'YES').E411
      POP PRINT
.E411  ANOP ,
      MEND ,                      Terminating PL/X comment      */

```

```

*%VOPNPLS: ;
*
* %IF VOPNBASE = '' %THEN
*   %DO;
*     %VOPNBASE = 'Based';
*   %END;
*
* /*-----*/
* /* V_Open OpenParms Parameter */
* /*-----*/
* Declare
*   1 VOpenParms VOPNBASE Bdy(Word),
*   2 VopnOpenType Fixed(32), /* Type of v_open */
*   2 VopnOpenOwner Char(Length(VopnLOwner)), /* Owner Id */
*   2 VopnShrAccess Fixed(32), /* Access Intent to: */
*   3 * Bit(30), /* READ, WRITE, or BOTH */
*   3 VopnShrAccRd Bit(1), /* Read Access */
*   3 VopnShrAccWrt Bit(1), /* Write Access */
*   2 VopnShrDeny Fixed(32), /* Reservations that deny: */
*   3 * Bit(30), /* NONE, READ, WRITE, BOTH */
*   3 VopnShrDenyRd Bit(1), /* Deny Read Access */
*   3 VopnShrDenyWrt Bit(1), /* Deny Write Access */
*   2 VopnOpenToken Char(8), /* Output/Input Open Token */
*   2 VopnVnToken Char(8), /* Output Vnode Token */
*   2 VopnFlags Bit(32), /* Flags */
*   3 * Bit(30), /* Reserved */
*   3 Vopn_ModAcc Bit(1), /* Modify Access (upgrade/downgrade) */
*   3 Vopn_ModDeny Bit(1), /* Modify Deny (upgrade/downgrade) */
*   2 * Char(12);
*
* /*-----*/
* /* Lock or Open Owner */
* /*-----*/
* Declare
*   1 VopnLOwner Based Bdy(Word),
*   2 VopnLO_ServerPid Fixed(32), /* Server's PID */
*   2 VopnLO_ClientPid Fixed(32), /* Server's Client's ID */
*   2 VopnLO_ClientTid Char(8); /* Client's Thread's ID */
*
* /* VopnOpenType Values: */
* /* (Note value 99 is reserved for internal use only @P1A*/
*
* Dcl ( OPEN_CREATE_UNCHECKED Constant(1),
*       OPEN_CREATE_GUARDED Constant(2),
*       OPEN_CREATE_EXCLUSIVE Constant(3),
*       OPEN_FILE Constant(4),
*       OPEN_NLM_SHR Constant(5),
*       OPEN_UPGRADE Constant(6),
*       OPEN_DOWNGRADE Constant(7)
*       ) Fixed(32);
*
* /* VopnShrAccess Values: */
*
* Dcl ( SHRACC_WRITE Constant(1),
*       SHRACC_READ Constant(2),
*       SHRACC_BOTH Constant(3)
*       ) Fixed(32);
*
* /* VopnShrDeny Value: */
*
* Dcl ( SHRDENY_NONE Constant(0),
*       SHRDENY_WRITE Constant(1),
*       SHRDENY_READ Constant(2),
*       SHRDENY_BOTH Constant(3)
*       ) Fixed(32);
*
* /* VopnFlags Values: for upgrade/downgrade */
*
* Dcl ( SHRMOD_NONE Constant(0),
*       SHRMOD_DENY Constant(1),
*       SHRMOD_ACC Constant(2),
*       SHRMOD_BOTH Constant(3)
*       ) Fixed(32);
*
* Dcl Vopn#Length Fixed(32) Constant(Length(VOpenParms));
*

```

Appendix C. Callable services examples

These examples follow the rules of reentrancy. They use DSECT=NO and place the variables in the program's dynamic storage DSECT, which is allocated upon entry.

The examples are arranged alphabetically and have references to the mapping macros they use. The declaration for all local variables used in the examples follows the examples.

Reentrant entry linkage

This entry linkage is reentrant and saves the caller's registers, allocates a save area and dynamic storage, and establishes program and dynamic storage base registers. This entry linkage is paired with the return linkage that is located at the end of the executable program; see [“Reentrant return linkage” on page 457](#).

```

        TITLE 'Alphabetical Invocation of OpenMVS Callable Services'
BPXB5SM6 CSECT ,                Reentrant entry linkage
BPXB5SM6 AMODE 31
BPXB5SM6 RMODE ANY
        USING *,R15             Program addressability
@ENTRY0 B @ENTRY1              Branch around program header
        DROP R15               R15 not needed for addressability
        DC C'BPXB5SM6 - Reentrant callable service examples'
        DS 0H                  Ensure half word boundary
@ENTRY1 STM R14,R12,12(R13)     Save caller's registers
        LR R2,R13              Hold address of caller's area
        LR R3,R1               Hold parameter register
        LR R12,R15             R12 program base register
        LA R11,2048(,R12)      Second program base register
        LA R11,2048(,R11)      Second program base register
        LA R9,2048(,R11)       Third program base register
        LA R9,2048(,R9)        Third program base register
        USING @ENTRY0,R12,R11,R9 Program addressability
        L R0,@SIZEDAT          Size this program's getmain area
        GETMAIN RU,LV=(0)       Getmain storage
        LR R13,R1              R13 -> this program's save area
        LA R10,2048(,R13)      Second getmain base register
        LA R10,2048(,R10)      Second getmain base register
        USING @STORE,R13,R10   Getmain addressability
        ST R2,@BACK            Save caller's save area pointer
        ST R13,8(,R2)          Give caller our save area
        LR R1,R3               Restore parameter register
@ENTRY2 EQU * * * * * * *     End of the entry linkage code
        SPACE ,
PSEUDO EQU *                  Dummy label used throughout

```

BPX1VCR, BPX4VCR (v_create)

The following code creates a new and empty regular file named `fnewprots` in a previously looked-up directory whose vnode token is in `DIRVNODETOK` with user read-execute, group write, other read-execute permissions. For the callable service, see [“v_create \(BPX1VCR, BPX4VCR\) — Create a file” on page 260](#). For the data structures, [“BPXYOSS — Specific information for the Map operating system” on page 438](#) and [Mapping macros in z/OS UNIX System Services Programming: Assembler Callable Services Reference](#).

```

MVC  BUFFERA(9),=CL9'fnewprots'
MVC  BUFLINA,=F'9'
MVC  OSSSTOR,OSS              Initialize BPXYOSS area
MVC  ATTRSTOR,ATTR           Initialize BPXYATTR area
XC   S_MODE,S_MODE           Clear mode
MVI  S_TYPE,FT_REGFILE       Set regular file type
MVI  S_MODE2,S_IRUSR          Read-execute/write/read-execute
MVI  S_MODE3,S_IXUSR+S_IWGRP+S_IROTH+S_IXOTH
LA   R5,ATTRSTOR             Address and
USING ATTR,R5                map BPXYATTR area
MVC  ATTRMODE,S_MODE         Move mode data to attribute      +
                                structure
DROP R5
SPACE ,
CALL BPX1VCR,                Create a file      +

```

BPX1VSF, BPX4VSF (v_fstatfs) Example

(DIRVNODETOK,	Input: Directory vnode token	+
OSSSTOR,	Input/output: BPXYOSS	+
BUFLNA,	Input: New file name length	+
BUFFERA,	Input: New file name	+
=A(ATTR#LENGTH),	Input: BPXYATTR length	+
ATTRSTOR,	Input/output: BPXYATTR	+
VNODETOK,	Output: New file Vnode token	+
RETVAL,	Return value: 0 or -1	+
RETCODE,	Return code	+
RSNCODE),	Reason code	+
VL,MF=(E,PLIST)	-----	

BPX1VSF, BPX4VSF (v_fstatfs)

The following code obtains the status of the file system containing the previously looked-up file whose vnode token is in VNODETOK. For the callable service, see [“v_fstatfs \(BPX1VSF, BPX4VSF\) — Return file system status”](#) on page 268. For the data structures, see [“BPXYOSS — Specific information for the Map operating system”](#) on page 438 and [Mapping macros in z/OS UNIX System Services Programming: Assembler Callable Services Reference](#).

MVC	OSSSTOR,OSS	Initialize BPXYOSS area	
SPACE	,		
CALL	BPX1VSF,	Obtain file system status	+
	(VNODETOK,	Input: Vnode token	+
	OSSSTOR,	Input/output: BPXYOSS	+
	=A(SSTF#LENGTH),	Input: BPXYSSTF length	+
	SSTF,	Output: BPXYSSTF	+
	RETVAL,	Return value: 0 or -1	+
	RETCODE,	Return code	+
	RSNCODE),	Reason code	+
	VL,MF=(E,PLIST)	-----	

BPX1VGT, BPX4VGT (v_get)

The following code obtains a vnode token for the file or directory specified via the input FID, residing within the mounted file system represented by the input VFS token. Previously, the FID might have been obtained from an attribute structure returned by v_lookup, and the VFS token via v_rpn. For the callable service, see [“v_get \(BPX1VGT, BPX4VGT\) — Convert an FID to a vnode Token”](#) on page 271. For the data structure, see [“BPXYOSS — Specific information for the Map operating system”](#) on page 438.

MVC	OSSSTOR,OSS	Initialize BPXYOSS area	
SPACE	,		
CALL	BPX1VGT,	Obtain a Vnode token	+
	(VFSTOK,	Input: VFS token	+
	OSSSTOR,	Input/output: BPXYOSS	+
	FID,	Input: File identifier	+
	VNODETOK,	Output: Vnode token for file	+
	RETVAL,	Return value: 0 or -1	+
	RETCODE,	Return code	+
	RSNCODE),	Reason code	+
	VL,MF=(E,PLIST)	-----	

BPX1VGA, BPX4VGA (v_getattr)

The following code obtains the status of a file whose previously looked-up vnode token is in VNODETOK. For the callable service, see [“v_getattr \(BPX1VGA, BPX4VGA\) — Get the attributes of a file”](#) on page 274. For the data structures, see [“BPXYATTR — Map file attributes for v_system calls”](#) on page 429 and [“BPXYOSS — Specific information for the Map operating system”](#) on page 438.

MVC	OSSSTOR,OSS	Initialize BPXYOSS area	
SPACE	,		
CALL	BPX1VGA,	Obtain file status	+
	(VNODETOK,	Input: Vnode token	+
	OSSSTOR,	Input/output: BPXYOSS	+
	=A(ATTR#LENGTH),	Input: BPXYATTR length	+
	ATTRSTOR,	Output: BPXYATTR	+
	RETVAL,	Return value: 0 or -1	+
	RETCODE,	Return code	+

RSNCODE),	Reason code	+
VL,MF=(E,PLIST)	-----	

BPX1VIO, BPX4VIO (v_ioctl)

The following code conveys a command to a physical file system. To use this example correctly, in the COMMAND parameter you must define a command understood by the physical file system. For the callable service, see “v_ioctl (BPX1VIO/BPX4VIO) - Convey a command to a physical file system” on page 276. For the data structure, see “BPXYOSS — Specific information for the Map operating system” on page 438.

MVC	COMMAND,=X'0000D302'	GETFACL command
MVC	ARGBLN,=F'1024'	
CALL	BPX1VIO,	
	(VNODETOK,	Input: Vnode token
	OSSSTOR,	Input/output: BPXYOSS
	COMMAND,	Input: command
	ARGBLN,	Input: argument length
	ARGBUFF,	Argument buffer name
	RETVAL,	Return value: 0 or -1
	RETCODE,	Return code
	RSNCODE),	Reason Code
	VL,MF=(E,PLIST)	-----

BPX1VLN, BPX4VLN (v_link)

The following code creates a new name, dataproc.next, for a previously looked-up file whose vnode token is in VNODETOK in a previously looked-up directory whose vnode token is in DIRVNODETOK. For the callable service, see “v_link (BPX1VLN, BPX4VLN) — Create a link to a file” on page 279. For the data structure, see “BPXYOSS — Specific information for the Map operating system” on page 438.

MVC	OSSSTOR,OSS	Initialize BPXYOSS area	
MVC	BUFLNA,=F'13'		
MVC	BUFFERA(13),=CL13'dataproc.next'		
SPACE	,		
CALL	BPX1VLN,	Create a link to a file	+
	(VNODETOK,	Input: File vnode token	+
	OSSSTOR,	Input/output: BPXYOSS	+
	BUFLNA,	Input: Name length: new name	+
	BUFFERA,	Input: New file name	+
	DIRVNODETOK,	Input: Vnode for directory	+
	RETVAL,	Return value: 0 or -1	+
	RETCODE,	Return code	+
	RSNCODE),	Reason code	+
	VL,MF=(E,PLIST)	-----	

BPX1VLO, BPX4VLO (v_lockctl)

The following code requests a read lock on the file with the input DEVNO and FID. The locker has been previously registered as LOCKERTOK, and the request is for client thread CTID. The byte-range to lock is from the start of the file to byte 10. For the callable service, see “v_lockctl (BPX1VLO, BPX4VLO) — Lock a file” on page 283. For the data structures, see “BPXYVLOK — Map the interface block for v_lockctl” on page 441, and [Mapping macros in z/OS UNIX System Services Programming: Assembler Callable Services Reference](#).

MVC	OSSSTOR,OSS	Initialize BPXYOSS area
MVC	VLOKSTOR,VLOK	Initialize BPXYVLOK area
XC	BRLK(BRLK#LENGTH),BRLK	Initialize BPXYBRLK
MVI	L_TYPE,F_RDLCK	Lock type = read
MVI	L_WHENCE,SEEK_SET	Whence = start of file
MVC	L_LEN,=F'10'	Len = 10 bytes
LA	R5,VLOKSTOR	Address and
USING	VLOK,R5	map BPXYVLOK area
MVC	VLOKLOCKERTOK,LOCKERTOK	Move Locker Token to VLOK
MVC	VLOKCLIENTID,CTID	Move Thread ID to VLOK
MVI	VLOKOBJCLASS,VLOK#HFS	Object Class = HFS

BPX1VLK, BPX4VLK (v_lookup) Example

```
MVC  VLOK0BJDEV,DEVNO      Move Device ID
MVC  VLOK0BJFID,FID        Move File ID
MVC  VLOKBRK,BRLK          Move Lock info to VLOK
DROP R5
SPACE ,
CALL  BPX1VLO,              Create a link to a file          +
      (OSSSTOR,              Input/output: BPXYOSS            +
      =A(VLOK#LOCK),          Input: Command = Lock          +
      =A(VLOK#LENGTH),        Input: BPXYVLOK length          +
      VLOKSTOR,               Input/output: BPXYVLOK          +
      RETVAL,                 Return value: 0 or -1            +
      RETCODE,                Return code                      +
      RSNCODE),               Reason code                      +
      VL,MF=(E,PLIST)         -----
```

BPX1VLK, BPX4VLK (v_lookup)

The following code looks up a file named `fnewprots` in a previously looked-up directory whose vnode token is in `DIRVNODETOK`. In the returned attribute structure, `ATTRFID` contains the file identifier (FID) which can be used to obtain a vnode token for the file, subsequent to freeing the vnode token returned by `v_lookup` via `v_rel`. For the callable service, see [“v_lookup \(BPX1VLK, BPX4VLK\) — Look up a file or directory”](#) on page 293. For the data structures, see [“BPXYATTR — Map file attributes for v_system calls”](#) on page 429 and [“BPXYOSS — Specific information for the Map operating system”](#) on page 438.

```
MVC  BUFFERA(9),=CL9'fnewprots'
MVC  BUFLINA,=F'9'
MVC  OSSSTOR,OSS           Initialize BPXYOSS area
SPACE ,
CALL  BPX1VLK,              Lookup a file                    +
      (DIRVNODETOK,          Input: Directory Vnode token      +
      OSSSTOR,               Input/output: BPXYOSS            +
      BUFLINA,               Input: File name length           +
      BUFFERA,               Input: File name                 +
      =A(ATTR#LENGTH),       Input: BPXYATTR length           +
      ATTRSTOR,              Output: BPXYATTR                 +
      VNODETOK,              Output: File Vnode token          +
      RETVAL,                Return value: 0 or -1            +
      RETCODE,                Return code                      +
      RSNCODE),               Reason code                      +
      VL,MF=(E,PLIST)         -----
```

BPX1VMD, BPX4VMD (v_mkdir)

The following code creates a new and empty directory named `newprots` in a previously looked-up directory whose vnode token is in `DIRVNODETOK` with user read-execute, group write, other read-execute permissions. For the callable service, see [“v_mkdir \(BPX1VMD, BPX4VMD\) — Create a directory”](#) on page 297. For the data structures, see [“BPXYATTR — Map file attributes for v_system calls”](#) on page 429, [“BPXYOSS — Specific information for the Map operating system”](#) on page 438 and [Mapping macros in z/OS UNIX System Services Programming: Assembler Callable Services Reference](#).

```
MVC  BUFFERA(8),=CL8'newprots'
MVC  BUFLINA,=F'8'
MVC  OSSSTOR,OSS           Initialize BPXYOSS area
MVC  ATTRSTOR,ATTR          Initialize BPXYATTR area
XC   S_MODE,S_MODE          Clear mode
MVI  S_TYPE,FT_DIR          Set directory file type
MVI  S_MODE2,S_IRUSR         Read-execute/write/read-execute
MVI  S_MODE3,S_IXUSR+S_IWGRP+S_IROTH+S_IXOTH
LA   R5,ATTRSTOR           Address and
USING ATTR,R5               map BPXYATTR area
MVC  ATTRMODE,S_MODE        Move mode data to attribute      +
                             structure
DROP R5
SPACE ,
CALL  BPX1VMD,              Make a directory                  +
      (DIRVNODETOK,          Input: Directory vnode token      +
      OSSSTOR,               Input/output: BPXYOSS            +
      BUFLINA,               Input: New directory name length  +
      BUFFERA,               Input: New directory name         +
      =A(ATTR#LENGTH),       Input: BPXYATTR length           +
      ATTRSTOR,              Input/output: BPXYATTR            +
      DIRVNODETOK2,          Output: New directory Vnode token +
```

RETVAL,	Return value: 0 or -1	+
RETCODE,	Return code	+
RSNCODE),	Reason code	+
VL,MF=(E,PLIST)	-----	

BPX1VPC, BPX4VPC (v_pathconf)

The following code obtains current values of configurable options of a file or directory whose vnode token is in VNODETOK. For the callable service, see “[v_pathconf \(BPX1VPC, BPX4VPC\) — Get pathconf information for a directory or file](#)” on page 308. For the data structures, see “[BPXYATTR — Map file attributes for v_system calls](#)” on page 429, “[BPXYOSS — Specific information for the Map operating system](#)” on page 438 and [Mapping macros](#) in *z/OS UNIX System Services Programming: Assembler Callable Services Reference*.

MVC	OSSSTOR,OSS	Initialize BPXYOSS area	
MVC	ATTRSTOR,ATTR	Initialize BPXYATTR area	
CALL	BPX1VPC,		
	(VNODETOK,	Input: File Vnode token	+
	OSSSTOR,	Input/output: BPXYOSS	+
	=A(PCFG#LEN),	Input: PCFG length	+
	BUFFERA,	Output: PCFG buffer area	+
	=A(ATTR#LENGTH),	Input: BPXYATTR length	+
	ATTRSTOR,	Output: BPXYATTR	+
	RETVAL,	Return value: PCFG len or -1	+
	RETCODE,	Return code	+
	RSNCODE),	Reason code	+
	VL,MF=(E,PLIST)	-----	

Note: PCFG#LEN is defined as follows. It is not constant in the BPXYPCF macro.

PCFG#LEN	BPXYPCF	pathconf
	EQU	*-PCFG

BPX1VRW, BPX4VRW (v_rdw)

The following code writes data to a previously looked-up file whose vnode token is in VNODETOK, from the buffer provided. Control is not to be returned to the calling program until the data has been written, and authorization to write to the file is to be verified. For the callable service, see “[v_rdw \(BPX1VRW, BPX4VRW\) — Read from and write to a file](#)” on page 311. For the data structures see “[BPXYOSS — Specific information for the Map operating system](#)” on page 438 and [Mapping macros](#) in *z/OS UNIX System Services Programming: Assembler Callable Services Reference*.

MVC	OSSSTOR,OSS	Initialize BPXYOSS area	
MVC	FUIOSTOR,FUIO	Initialize BPXYFUIO area	
LA	R5,FUIOSTOR	Address and	
USING	FUIO,R5	map BPXYFUIO area	
LA	R15,BUFFERA	Set address of buffer	
ST	R15,FUIOBUFFERADDR	to be written in FUIO	
OI	FUIOFLAGS,FUIO#WRT+FUIOSYNC+FUIOCHKACC	Indicate write action, write	+
		to medium before return,	+
		and check authorization	
MVC	FUIOCURSOR,=F'100'	Set offset to begin writing	
MVC	FUIOIBYTESRW,=F'80'	Max number of bytes to write	
DROP	R5		
SPACE	,		
CALL	BPX1VRW,	Read or write data to or from file+	
	(VNODETOK,	Input: Vnode token for file	+
	OSSSTOR,	Input/output: BPXYOSS	+
	FUIOSTOR,	Input/output: BPXYFUIO	+
	=A(ATTR#LENGTH),	Input: BPXYATTR length	+
	ATTRSTOR,	Output: BPXYATTR	+
	RETVAL,	Return value: 0, -1 or char count	+
	RETCODE,	Return code	+
	RSNCODE),	Reason code	+
	VL,MF=(E,PLIST)	-----	

BPX1VRD, BPX4VRD (v_readdir)

The following code reads the multiple entries from a directory, whose previously looked-up vnode token is in DIRVNODETOK, into the buffer provided. FUIOCURSOR, set to zero by the BPXYFUIO macro, indicates that the system is to begin reading with the first entry in the directory. Presuming that this is the first time the directory is read, FUIOCHKACC is set, in order to verify access authority. For the callable service, see “v_readdir (BPX1VRD, BPX4VRD) — Read entries from a directory ” on page 315. For the data structures, see “BPXYOSS — Specific information for the Map operating system” on page 438 and [Mapping macros in z/OS UNIX System Services Programming: Assembler Callable Services Reference](#).

MVC	OSSSTOR,OSS	Initialize BPXYOSS area	
MVC	FUIOSTOR,FUIO	Initialize BPXYFUIO area	
LA	R5,FUIOSTOR	Address and	
USING	FUIO,R5	map BPXYFUIO area	
LA	R15,BUFFERA	Set address of buffer	
ST	R15,FUIOBUFFERADDR	for directory data in FUIO	
MVC	FUIOIBYTESRW,=F'1023'	Max number of bytes to read	
OI	FUIOFLAGS,FUIOCHKACC	Check authorization	
DROP	R5		
SPACE	,		
CALL	BPX1VRD,	Read directory entries	+
	(DIRVNODETOK,	Input: Vnode token for directory	+
	OSSSTOR,	Input/output: BPXYOSS	+
	FUIOSTOR,	Input/output: BPXYFUIO	+
	RETVL,	Return value: 0, -1 or char count	+
	RETCODE,	Return code	+
	RSNCODE),	Reason code	+
	VL,MF=(E,PLIST)	-----	

BPX1VRA, BPX4VRA (v_readlink)

The following code reads the contents of a previously looked up symbolic link file whose vnode token is in VNODETOK, into the buffer provided. This will be the path name that was specified when the symbolic link was defined. For the callable service, see “v_readlink (BPX1VRA, BPX4VRA) — Read a symbolic link ” on page 318. For the data structures, see [Mapping macros in z/OS UNIX System Services Programming: Assembler Callable Services Reference](#).

MVC	OSSSTOR,OSS	Initialize BPXYOSS area	
MVC	FUIOSTOR,FUIO	Initialize BPXYFUIO area	
LA	R5,FUIOSTOR	Address and	
USING	FUIO,R5	map BPXYFUIO area	
LA	R15,BUFFERA	Set address of buffer	
ST	R15,FUIOBUFFERADDR	for symlink in FUIO	
MVC	FUIOIBYTESRW,=F'1023'	Max number of bytes to read	
DROP	R5		
SPACE	,		
CALL	BPX1VRA,	Read the value of a symbolic link	+
	(VNODETOK,	Input: Vnode token for file	+
	OSSSTOR,	Input/output: BPXYOSS	+
	FUIOSTOR,	Input/output: BPXYFUIO	+
	RETVL,	Return value: 0, -1 or char count	+
	RETCODE,	Return code	+
	RSNCODE),	Reason code	+
	VL,MF=(E,PLIST)	-----	

BPX1VRG, BPX4VRG (v_reg)

The following code registers a file server named File server, and accepts the default maximum number of vnode tokens by allowing NREGMAXVNTOKENS to remain zero. For the callable service, see “v_reg (BPX1VRG, BPX4VRG) — Register a process as a server ” on page 321. For the data structure, see “BPXYNREG — Map interface block to vnode registration” on page 436.

MVC	NREGSTOR,NREG	Initialize BPXYNREG area
LA	R5,NREGSTOR	Address and
USING	NREG,R5	map BPXYNREG area
MVC	NREGSTYPE,=A(NREGSTYPE#FILE)	Set server type
MVC	NREGSNAME(11),=CL11'File server'	Set server name
MVC	NREGSNAMELEN,=F'11'	
DROP	R5	

SPACE ,			
CALL BPX1VRG,	Register server		+
(=A(NREG#LENGTH),	Input: BPXYNREG length		+
NREGSTOR,	Input/output: BPXYNREG		+
RETVAL,	Return value: 0 or -1		+
RETCODE,	Return code		+
RSNCODE),	Reason code		+
VL,MF=(E,PLIST)	-----		

BPX1VRL, BPX4VRL (v_rel)

The following code releases a vnode token, specified in VNODETOK. For the callable service, see “[v_rel \(BPX1VRL, BPX4VRL\) — Release a vnode token](#)” on page 324. For the data structure, see “[BPXYOSS — Specific information for the Map operating system](#)” on page 438.

MVC OSSSTOR,OSS	Initialize BPXYOSS area		
SPACE ,			
CALL BPX1VRL,	Release Vnode token		+
(VNODETOK,	Input: Vnode token		+
OSSSTOR,	Input/output: BPXYOSS		+
RETVAL,	Return value: 0 or -1		+
RETCODE,	Return code		+
RSNCODE),	Reason code		+
VL,MF=(E,PLIST)	-----		

BPX1VRM, BPX4VRM (v_remove)

The following code deletes the file named newprots located in a previously looked-up directory whose vnode token is in DIRVNODETOK. For the callable service, see “[v_remove \(BPX1VRM, BPX4VRM\) — Remove a link to a file](#)” on page 326. For the data structure, see “[BPXYOSS — Specific information for the Map operating system](#)” on page 438.

MVC BUFFERA(8),=CL8'newprots'			
MVC BUFLINA,=F'8'			
MVC OSSSTOR,OSS	Initialize BPXYOSS area		
SPACE ,			
CALL BPX1VRM,	Remove a file		+
(DIRVNODETOK,	Input: Directory vnode token		+
OSSSTOR,	Input/output: BPXYOSS		+
BUFLINA,	Input: File name length		+
BUFFERA,	Input: File name		+
RETVAL,	Return value: 0 or -1		+
RETCODE,	Return code		+
RSNCODE),	Reason code		+
VL,MF=(E,PLIST)	-----		

BPX1VRN, BPX4VRN (v_rename)

The following code changes the name of a file from samantha in a previously looked-up directory whose vnode token is in DIRVNODETOK to sam in a previously looked-up directory whose vnode token is in DIRVNODETOK2. For the callable service, see “[v_rename \(BPX1VRN, BPX4VRN\) — Rename a file or directory](#)” on page 330. For the data structure, see and “[BPXYOSS — Specific information for the Map operating system](#)” on page 438.

MVC BUFFERA(08),=CL08'samantha'	Old name		
MVC BUFLINA,=F'08'			
MVC BUFFERB(03),=CL03'sam'	New name		
MVC BUFLENB,=F'03'			
MVC OSSSTOR,OSS	Initialize BPXYOSS area		
SPACE ,			
CALL BPX1VRN,	Rename a file		+
(DIRVNODETOK,	Input: Old directory vnode token		+
OSSSTOR,	Input/output: BPXYOSS		+
BUFLINA,	Input: Old name length		+
BUFFERA,	Input: Old name		+
DIRVNODETOK2,	Input: New directory Vnode token		+
BUFLENB,	Input: New name length		+
BUFFERB,	Input: New name		+
RETVAL,	Return value: 0 or -1		+

RETCODE,	Return code	+
RSNCODE),	Reason code	+
VL,MF=(E,PLIST)	-----	

BPX1VRE, BPX4VRE (v_rmdir)

The following code deletes the directory named newprots located in a previously looked-up directory whose vnode token is in DIRVNODETOK. For the callable service, see “[v_rmdir \(BPX1VRE, BPX4VRE\) — Remove a directory](#)” on page 334. For the data structure, see “[BPXYOSS — Specific information for the Map operating system](#)” on page 438.

MVC	BUFFERA(8),=CL8'newprots'	
MVC	BUFLINA,=F'8'	
MVC	OSSSTOR,OSS	Initialize BPXYOSS area
SPACE	,	
CALL	BPX1VRE,	Remove a directory
	(DIRVNODETOK,	Input: Directory vnode token
	OSSSTOR,	Input/output: BPXYOSS
	BUFLINA,	Input: Directory name length
	BUFFERA,	Input: Directory name
	RETVAL,	Return value: 0 or -1
	RETCODE,	Return code
	RSNCODE),	Reason code
	VL,MF=(E,PLIST)	-----

BPX1VRP, BPX4VRP (v_rpn)

The following code resolves (that is, looks up) the fully qualified path named /usr/fnewprots. For the callable service, see “[v_rpn \(BPX1VRP, BPX4VRP\) — Resolve a path name](#)” on page 337. For the data structures, see “[BPXYATTR — Map file attributes for v_system calls](#)” on page 429, “[BPXYOSS — Specific information for the Map operating system](#)” on page 438, and [Mapping macros](#) in *z/OS UNIX System Services Programming: Assembler Callable Services Reference*.

MVC	BUFFERA(14),=CL14'/usr/fnewprots'	
MVC	BUFLINA,=F'14'	
MVC	OSSSTOR,OSS	Initialize BPXYOSS area
SPACE	,	
CALL	BPX1VRP,	Resolve a pathname
	(OSSSTOR,	Input/output: BPXYOSS
	BUFLINA,	Input: Path name length
	BUFFERA,	Input: Path name
	VFSTOK,	Output: VFS token
	VNODETOK,	Output: Vnode token
	=A(MNTEH#LENGTH+MNTE#LENGTH),	Input: MNTE length
	MNTE,	Output: BPXYMNTE
	=A(ATTR#LENGTH),	Input: BPXYATTR length
	ATTRSTOR,	Output: BPXYATTR
	RETVAL,	Return value: 0 or -1
	RETCODE,	Return code
	RSNCODE),	Reason code
	VL,MF=(E,PLIST)	-----

BPX1VSA, BPX4VSA (v_setattr)

The following code sets attributes for a previously looked-up file whose vnode token is in VNODETOK. The owning user and group IDs are changed, the file change time is set to the current time and the user read-execute, group write, other read-execute permissions are set. For the callable service, see “[v_setattr \(BPX1VSA, BPX4VSA\) — Set the attributes of a file](#)” on page 341. For the data structures, see “[BPXYATTR — Map file attributes for v_system calls](#)” on page 429, “[BPXYOSS — Specific information for the Map operating system](#)” on page 438, and [Mapping macros](#) in *z/OS UNIX System Services Programming: Assembler Callable Services Reference*.

MVC	OSSSTOR,OSS	Initialize BPXYOSS area
MVC	ATTRSTOR,ATTR	Initialize BPXYATTR area
XC	S_MODE,S_MODE	Clear mode
MVI	S_MODE2,S_IRUSR	Read-execute/write/read-execute
MVI	S_MODE3,S_IXUSR+S_IWGRP+S_IROTH+S_IXOTH	

```

LA      R5,ATTRSTOR      Address and
USING   ATTR,R5          map BPXYATTR area
MVC     ATTRMODE,S_MODE  Move mode data to attribute  +
                           structure
MVC     ATTRUID,=F'7'    Specify new UID
MVC     ATTRGID,=F'77'   Specify new GID
OI      ATTRSETFLAGS1,ATTRMODECHG+ATTROWNERCHG  +
                           Flag UID and GID changes
OI      ATTRSETFLAGS2,ATTRCTIMECHG+ATTRCTIMETOD  +
                           Set change time to current time

DROP    R5
SPACE   ,
CALL    BPX1VSA,         Set file attributes  +
      (VNODETOK,        Input: File vnode token  +
      OSSSTOR,          Input/output: BPXYOSS  +
      =A(ATTR#LENGTH),  Input: BPXYATTR length  +
      ATTRSTOR,         Input/output: BPXYATTR  +
      RETVAL,           Return value: 0 or -1  +
      RETCODE,          Return code  +
      RSNCODE),         Reason code  +
      VL,MF=(E,PLIST)   -----

```

BPX1VSY, BPX4VSY (v_symlink)

The following code creates an external symbolic link to data set MY.DATASET, the "pathname", for link name mydataset, the "link name", which is contained in a previously looked-up directory whose vnode token is in DIRVNODETOK. For the callable service, see [“v_symlink \(BPX1VSY, BPX4VSY\) — Create a symbolic link”](#) on page 347. For the data structures, see [“BPXYATTR — Map file attributes for v_system calls”](#) on page 429, [“BPXYOSS — Specific information for the Map operating system”](#) on page 438, and in [Mapping macros in z/OS UNIX System Services Programming: Assembler Callable Services Reference](#).

```

MVC     BUFFERA(09),=CL09'mydataset'  Name of link
MVC     BUFLINA,=F'09'
MVC     BUFFERB(10),=CL10'MY.DATASET'  Contents of link
MVC     BUFLENB,=F'10'
MVC     OSSSTOR,OSS          Initialize BPXYOSS area
MVC     ATTRSTOR,ATTR        Initialize BPXYATTR area
LA      R5,ATTRSTOR          Address and
USING   ATTR,R5             map BPXYATTR area
OI      ATTRVISIBLE,ATTREXTLINK  +
                           Flag as external link

DROP    R5
SPACE   ,
CALL    BPX1VSY,            Create a symbolic link  +
      (DIRVNODETOK,        Input: Directory vnode token  +
      OSSSTOR,            Input/output: BPXYOSS  +
      BUFLINA,            Input: Link name length  +
      BUFFERA,            Input: Link name  +
      BUFLENB,            Input: Pathname length  +
      BUFFERB,            Input: Path name  +
      =A(ATTR#LENGTH),    Input: BPXYATTR length  +
      ATTRSTOR,           Input/output: BPXYATTR  +
      RETVAL,             Return value: 0 or -1  +
      RETCODE,            Return code  +
      RSNCODE),           Reason code  +
      VL,MF=(E,PLIST)     -----

```

Reentrant return linkage

```

XR      R15,R15            Zero return code
L       R0,@SIZEDAT        Size this program's getmain area
LR      R1,R13             R1 -> this program's getmain area
L       R13,@BACK          R2 -> caller's save area
DROP    R13
FREEMAIN RU,LV=(0),A=(1)
L       R14,12(,R13)       Restore caller's R14
LM      R0,R12,20(R13)     Restore caller's R0-R12
BSM     0,R14              Branch back to caller
SPACE   , * * * * * * * * * * Program constants * * * * *
@SIZEDAT DC A(@ENDSTOR-@STORE) Size of this getmain storage
MNTEL   DC A(MNTE#LENGTH+MNTEH#LENGTH)
*                               Length of MNTEH and 1 MNTE area
SPACE   ,
PRIMARYALET DC A(0)        Primary ALET

```

Reentrant Return Linkage

* * * * *			OpenMvs EQUates	* * * * *
* With EQUate only macros, DSECT=			is allowed but is ignored	* * * * *
	BPXYCONS	LIST=NO	OpenMVS constants	
	BPXYERNO	LIST=NO	Errno, Errnoj constants	
	BPXYFTYP		File type constants	
	BPXYSEEK		lseek constants	
* * * * *			* * Structures requiring a USING	*
* * * * *			* Standard linkage save area	*
@STORE	DSECT			
@SAVE00	DS	0D	Standard 72-byte save area	
	DS	A		
@BACK	DS	A	Back to caller's save area	
@FORWARD	DS	A	Forwards to callee'	
* * * * *			* * Structures initializing storage	
	BPXYATTR	DSECT=NO	Attributes for Vnode services	
	BPXYFUIO	DSECT=NO	User I/O block	
	BPXYNREG	DSECT=NO	Registration structure for	+
			for Vnode services	
	BPXYOSS	DSECT=NO	Operating system info for Vnode	+
			services	
	BPXYVLOK	DSECT=NO	Lock request info for v_lockctl	
	SPACE 2	* * * * *	* * Getmain for mappings	* * * * *
ATTRSTOR	DS	CL(ATTR#LENGTH)	BPXYATTR storage	
BRLKA	DS	A	->BPXYBRLK	
	BPXYBRLK	DSECT=NO	Byte range locking for v_lockctl	
FUIOSTOR	DS	CL(FUIO#LENGTH)	BPXYFUIO storage	
	BPXYMODE	DSECT=NO	Mode constants	
	BPXYMNTE	DSECT=NO	Get mount entries for v_rpn	
@STORE	DSECT		because MNTE has DSECT in it	
NREGSTOR	DS	CL(NREG#LENGTH)	BPXYNREG storage	
OSSSTOR	DS	CL(OSS#LENGTH)	BPXYOSS storage	
VLOKSTOR	DS	CL(VLOK#LENGTH)	BPXYVLOK storage	
	BPXYSTF	DSECT=NO	Response data for v_fstatfs	
* * * * *			* * Program getmain variables	* * *
	DS	0D		
ARGCNT	DS	F	Argument count	
ARGLLST	DS	3A	Argument lengths list	
ARGSLST	DS	3A	Arguments list	
BUFA	DS	F	->buffer	
BUFFERA	DS	CL1024	Utility buffer A, length 1024	
BUFLENA	DS	F	Number of bytes used in buffer A	
BUFFERB	DS	CL1024	Utility buffer B, length 1024	
BUFLENB	DS	F	Number of bytes used in buffer B	
BUFW	DS	F	Number of words used in BUF	
COMMAND	DS	F	User defined command	
CTID	DS	CL8	Client Thread ID	
DEVNO	DS	F	Device ID	
DIRECTDES	DS	F	Directory descriptor	
DIRVNODETOK	DS	2F	Directory Vnode token	
DIRVNODETOK2	DS	2F	Directory Vnode token	
ENVCNT	DS	F	Number of environment variables	
ENVLENS	DS	F	Length of environment variables	
ENVPARMS	DS	F	Environment variables	
EVENTLIST	DS	A	Event list for thread posting	
EXITRTNA	DS	A	Exit routine address	
EXITPLA	DS	A	Exit Parm list address	
FID	DS	2F	File identifier (FID)	
FILEDESC	DS	F	File descriptor	
FILEDES2	DS	F	File descriptor	
FSNAME	DS	CL44	File system name	
FSTYPE	DS	CL8	File system type	
GRNAMELN	DS	F	Group name length	
GROUP	DS	F	Group	
GROUPCNT	DS	F	Group count	
GROUPID	DS	F	Group ID (PID of group leader)	
GRPGMNAME	DS	CL8	Group program name	
INTMASK	DS	XL8	Signal mask	
INITRTNA	DS	A	->Initialization routine	
INTRSTATE	DS	A	Interrupt state	
INTRTYPE	DS	A	Interrupt type	
LOCKERTOK	DS	CL8	Locker Token	
NANOSECONDS	DS	F	Count of nanoseconds	
NCATCHER	DS	A	New catcher	
NEWFLAGS	DS	F	New flags	
NEWHANDL	DS	F	New Handler	
NEWLEN	DS	XL8	Length file	
NEWMASK	DS	XL8	New mask for signals	
NEWMASKA	DS	A	->New mask	
NEWTIMES	DS	D	New access/modification time	
OCATCHER	DS	A	Old catcher	
OFFSET	DS	CL8	File offset	
OLDHANDL	DS	F	Old handler	

OLDFLAGS	DS	F	Old flags
OLDMASK	DS	CL8	Old signal mask
OLDMASKA	DS	A	->Old mask
OPTIONS	DS	F	Options
PGMNAME	DS	CL8	Program name
PGMNAMEL	DS	F	Length PGMNAME
PLIST	DS	13A	Max number of parms
PROCID	DS	F	Process ID
PROCTOK	DS	F	Relative process number
READFD	DS	F	File descriptor - input file
REFPT	DS	F	File reference point
RETCODE	DS	F	Return code (ERRNO)
RETVAL	DS	F	Return value (0, -1 or other)
RSNCODE	DS	F	Reason code (ERRNOJR)
SECONDS	DS	F	Time in seconds
SIGNAL	DS	A	Signal
SIGNALREG	DS	A	Signal registration, user data
SIGNALOPTIONS	DS	A	Signal options
SIGRET	DS	CL8	Signal return mask
SIRTN	DS	A	Signal interrupt routine
STATFLD	DS	A	Status field
STATUS	DS	F	Status
STATUSA	DS	A	->STATUS
TERMMASK	DS	XL8	Signal termination mask
THID	DS	XL8	Thread ID
USERID	DS	F	User ID
USERNAME	DS	CL8	User name
USERNLEN	DS	F	Length USERNAME
USERWORD	DS	F	User data
WAITMASK	DS	F	Mask for signal waits
WRITEFD	DS	F	File descriptor - output file
VFSTOK	DS	2F	VFS token
VNODETOK	DS	2F	Vnode token
@ENDSTOR	SPACE	,	
	EQU	*	End of getmain storage
	SPACE 3	* * * * *	Register equates * * * * *
	SPACE	,	
R0	EQU	0	
R1	EQU	1	Parameter list pointer
R2	EQU	2	
R3	EQU	3	
R4	EQU	4	
R5	EQU	5	
R6	EQU	6	
R7	EQU	7	
R8	EQU	8	
R9	EQU	9	Third program base register
R10	EQU	10	Second getmain storage register
R11	EQU	11	Second program base register
R12	EQU	12	Program base register
R13	EQU	13	Savearea & getmain storage base
R14	EQU	14	Return address
R15	EQU	15	Branch location
	END		

Appendix D. Interface structures for C language servers and clients

This appendix describes the following C language header files:

- “BPXYVFSI” on page 461, which is for the VFS callable services API (v_XXXXX, as described in [Chapter 5, “VFS callable services application programming interface,”](#) on page 253)
- “BPXPFSI” on page 480, which is for the PFS interface operations (vfs_XXXXX and vn_XXXXX, as described in [Chapter 3, “PFS operations descriptions,”](#) on page 73)

These headers are placed in SYS1.SFOMHDRS when z/OS UNIX is installed.

BPXYVFSI

```

/*****START OF SPECIFICATIONS*****
*
*   $MAC (BPXYVFSI) COMP(SCPX4) PROD(FOM):
*
*01* MACRO NAME: BPXYVFSI
*
*01* DSECT NAME: N/A
*
*01* DESCRIPTIVE NAME: Virtual File System Interface Definition for C
*
*02*   ACRONYM: N/A
*
/*01* PROPRIETARY STATEMENT=
/****PROPRIETARY_STATEMENT*****
/*
/*
/* LICENSED MATERIALS - PROPERTY OF IBM
/* 5650-ZOS COPYRIGHT IBM CORP. 1993, 2013
/*
/* STATUS= HBB7790
/*
/****END_OF_PROPRIETARY_STATEMENT*****
/*
*01* EXTERNAL CLASSIFICATION: GUPI
*01* END OF EXTERNAL CLASSIFICATION:
*
*01* FUNCTION: Provide a C language header file for the VFS Callable
*              Services Interface.
*
*   Defines C structures for the control blocks and tokens that
*   are used with the v_ (BPX1V) Callable Services.
*
*   Defines C prototypes and macros for the Callable Services.
*   The macros make use of the callable services vector tables
*   so that the caller does not have to be statically bound
*   to the services or to their stubs.
*   The callable services may be invoked by either their official
*   names or by C-friendly names, i.e. as bpx1vgt() or v_get().
*
*   The following structures are defined here:
*
*   Common structures used on both the VFS and PFS interfaces.
*   -----
*   GTOK   - General Eight Byte Token
*   FID     - File Identifier
*   CBHDR   - General Control Block Header
*   ATTR    - File Attribute Structure
*   UIO     - User I/O Structure
*   DIRENT  - Directory Entries for v_readdir/vn_readdir.
*   FSATTR  - File System Attributes of v_fstatfs/vfs_statfs
*
*   Structures specific to the VFS interface.
*   -----
*   VFSTOK & VNTOK - Opaque Tokens for file systems and files.
*   OSS       - Operating System Specific Information Structure
*   RPNMNTTE  - Mount Entry Structures returned by v_rpn.

```

```

*      NREG      - Registration Parameter Block used with v_reg
*      VLOCK     - Byte Range Locking Structure for v_lockctl.
*
*
* Conditional Processing is controlled by the following symbols:
*
*      _NOFCNTL  - suppresses the inclusion of fcntl.h
*
*      To suppress the inclusion of fcntl.h #define _NOFCNTL
*      and do one of the following before you include this header:
*
*      (1) If you are not going to call v_lockctl:
*
*          #define FLOCK char - to provide a dummy type for vl_flock
*      or
*
*      (2) If you will call v_lockctl
*
*          #define or typedef FLOCK to your program's flock struct
*
*
*      _BPX_MNTE2 - Produces Version 2 of the Mount Entry          @P5A
*
*      _BPXLL    - converts the following fields from (Highword,LowWord)
*                  pairs into a single 8-byte long long data type:  @P5A
*
*                  at_size
*                  at_blocks
*                  u_offset
*                  u_fssizelimit
*                  fs_maxfilesize
*                  me_bytesread
*                  me_byteswritten
*
*
*      _BPXRTL_VFSI - Makes adjustments necessary for the RTL.    @P7A
*
*      _LP64      - Makes the UIO and ATTR compatible with LP64  @P7A
*
*      __XPLINK__ - Makes the V_XXXX Linkages OS_UPSTACK        @P7A
*
*
* Structures that are input to the services must be initialized
* prior to being passed on the calls.
* This means that the id and length fields are set correctly
* and that unused fields are zero.
*
* Macros are provided for initializing these structures
* in two ways:
*
* (1) For each potential input structure, XXX, there is an XXX_HDR
*     macro defined that can be used to initialize the header and
*     zero out the rest of the structure when the local copy
*     is declared.  For example:
*
*     ATTR attr2 = { ATTR_HDR };
*
*
* (2) The CBINIT macro can be used to initialize an area after
*     it has been declared.  For example:
*
*     struct { int  abc;
*             UIO  uio2;
*             ATTR attr2;
*             int  def;
*             } area2;
*
*     ...
*
*     CBINIT(area2.uio2,UIO);
*
*
* *****
*
* *01* METHOD OF ACCESS:
*
* *02*  C/370:
*
*       #include <bpxyvfsi.h>
*
* *02*  PL/X:

```



```

*
*      None
*
*02*   ASM:
*
*      None
*
*
*01* DEPENDENCIES: Changes to the macros listed below must be reflected
*                  in the corresponding structures of this header.
*
*01* NOTES:
*
*      This header file is consistent with the following mappings:
*
*          BPXYATTR
*          BPXYDIRE
*          BPXYFUIO
*          BPXYMNTE
*          BPXYOSS
*          BPXYSSTF
*          BPXYVLOK
*
*01* COMPONENT: OpenMVS (SCPX4)
*
*01* DISTRIBUTION LIBRARY: AFOMHDR1
*
*
*****END OF SPECIFICATIONS*****

#ifndef __BPXYVFSI_Common
#define __BPXYVFSI_Common
/*****
**
** Common structures used on both the VFS and PFS interfaces.
**
*****/

/*-----*/
/* Deal with gratuitous longs                                7@DVA*/
/* For compatibility with 31-bit apps, they stay as longs. */
/* For 64-bit apps, they get converted to ints.             */
/* In common section because they are in both PFSI and VFSI. */
/*-----*/
#ifdef _LP64
typedef int          BPXL32 ;
typedef unsigned int BPXUL32 ;
#else
typedef long         BPXL32 ;
typedef unsigned long BPXUL32 ;
#endif

/*-----*/
/* Set up for 64-bit addressing and pack the structures      6@DVA*/
/*-----*/
#ifdef _LP64
#define _PTR32 __ptr32
#pragma pack(1)
#else
#define _PTR32
#endif

/*-----*/
/* Opaque Tokens                                             */
/*-----*/
typedef struct s_gtok {                                     /* General Eight Byte Token */
#ifdef _LP64
    void *gtok[1];                                         /*
#else
    void *gtok[2];                                         @DVA*/
#endif
} GTOK ;

typedef struct s_fid {                                     /* File Identifier          */
    int fid[2];                                           /* PFS Specific values      */
} FID ;

/*-----*/
/* General Control Block Header and Typedef for BIT         */
/*-----*/

```

```

typedef struct s_cbhdr {
    char cbid[4];          /* Eye catcher */
    int cblen;             /* Length */
} CBHDR;

typedef unsigned int BIT;

/*-----*/
/* ATTR - File Attribute Structure (BPXYATTR) */
/*
/* File types and permissions of at_mode are defined in modes.h. */
/* Audit bits of at_aaudit & at_uaudit are defined in stat.h. */
/*-----*/
#ifdef _BPXLL
    typedef _Packed struct s_attr {
#else
    typedef struct s_attr {
#endif
        CBHDR    at_hdr;

        /* POSIX fields */
        int      at_mode;      /* Type & Permissions    st_mode */
        int      at_ino;       /* inode number          st_ino */
        int      at_dev;       /* device number         st_dev */
        int      at_nlink;     /* link count            st_nlink */
        int      at_uid;       /* uid of owner          st_uid */
        int      at_gid;       /* group id of owner     st_gid */

#ifdef _BPXLL
        long long at_size;
#else
        int      at_sizeh;     /* file size (high word) */
        int      at_size;     /* file size              st_size */
#endif

        int      at_atime;     /* last access time      st_atime */
        int      at_mtime;     /* last modified time    st_mtime */
        int      at_ctime;     /* status change time    st_ctime */

        /* OE Extensions */
        int      at_major;     /* Major number for char spec */
        int      at_minor;     /* Minor number for char spec */
        int      at_aaudit;    /* auditor audit info */
        int      at_uaudit;    /* user audit info */
        int      at_blksize;   /* File block size */
        int      at_createtime; /* File Creation time */

        union {
            char    AT_auditid[16]; /* SAF Audit ID */

            struct {
                int sec;          /* Guard Time Value: @DFA */
                int msec;        /* Seconds           @DFA */
                int msec;        /* Micro-seconds     @DFA */
            } AT_guardtime;      /* @DFA */
            char    AT_cver[8];   /* Creation Verifier @DFA */
        } at_u1;                /* See below for non-union names @DFA */

        char      rsvd1[4];
        int      at_genmask;     /* Setgen Mask */

        /* SetAttr Change Flags: */
        BIT      at_modechg :1; /* to mode indicated */
        BIT      at_owncg :1; /* to UID indicated */
        BIT      at_setgen :1; /* to General Attr flags */
        BIT      at_trunc :1; /* truncate size */
        BIT      at_atimechg :1; /* the Atime */
        BIT      at_atimeTOD :1; /* Atime to TOD */
        BIT      at_mtimechg :1; /* the Mtime */
        BIT      at_mtimeTOD :1; /* Mtime to TOD */
        BIT      at_aauditchg :1; /* auditor audit info */
        BIT      at_uauditchg :1; /* user audit info */
        BIT      at_ctimechg :1; /* the Ctime */
        BIT      at_ctimeTOD :1; /* Ctime to TOD */
        BIT      at_reftimechg :1; /* Reference time change */
        BIT      at_refTOD :1; /* Reference time to TOD */
        BIT      at_filefmtchg :1; /* File format change @DAA */
        BIT      at_guardtimechk :1; /* Guard Time Check @DFA */
        BIT      at_cverset :1; /* Creation Ver Set @DFA */
        BIT      at_charsetidchg :1; /* Change File Info @DNA */
        BIT      at_lp64times :1; /* 64-bit fields used @P7A */
        BIT      at_seclabelchg :1; /* change seclabel @DQA */
        BIT      :12;

#ifdef _BPXRTL_VFSI
        struct file_tag at_filetag; /* Ccsid and TxtFlag @P7A */
        char    at_charsetid[8]; /* (Not used) @P7C */
#else
#endif
    } s_attr;

```

```

        char    at_charsetid[12]; /* CharSetId          */
                                /* First 4 bytes of CharSetId is the FileTag */
    #endif
    #ifndef _BPXLL
                                /*@P7A*/
        long long at_blocks;
    #else
        int      at_blocksh;      /* blocks allocated (high word)*/
        int      at_blocks;      /* blocks allocated          */
    #endif

    int      at_genvalue;        /* General Attribute Flags    */
    int      at_reftime;        /* Reference Time             */
    FID      at_fid;            /* File FID                   */
    char     at_filefmt;        /* File format                @DAA*/
    char     at_fspflag2;       /* Fsp flag2 w/acl flags     @DOA*/
    char     rsvd2[02];         /*                            @DOC*/
    int      at_ctimemsec;      /* Micro-seconds of Ctime    @DFA*/
    char     at_seclabel[8];    /* security label            @DOA*/
    char     rsvd3[4];         /*                            @DOC*/
                                /* +A0 --- End Ver 1 ---    @P5A*/
    char     at_atime64[8];     /* Large Time Fields         @P5A*/
    char     at_mtime64[8];     /*                            *@P5A*/
    char     at_ctime64[8];     /*                            *@P5A*/
    char     at_create64[8];    /*                            *@P5A*/
    char     at_reftime64[8];   /*                            *@P5A*/
    char     at_rsvd4[8];       /*                            *@P5A*/
    char     at_rsvd5[16];      /*                            *@P5A*/
                                /* +E0 --- End Ver 2 ---    @P5A*/

} ATTR ;

#define ATTR_ID    "ATTR"
#define ATTR_HDR   {{ATTR_ID}, sizeof(ATTR)}

/* Field names without the union qualifiers    @DFA*/
#define at_auditid at_u1.AT_auditid           /*@DFA*/
#define at_guardtime at_u1.AT_guardtime        /*@DFA*/
#define at_cver     at_u1.AT_cver              /*@DFA*/

/*-----*/
/* FSP Flag2 (ACL) constants                    */
/*-----@DOA*/
#define ATTR_ACCESS_ACL 128 /* access acl exists    @DOA*/
#define ATTR_FMODEL_ACL 64 /* file model acl exists @DOA*/
#define ATTR_DMODEL_ACL 32 /* dir model acl exists @DOA*/

/*-----*/
/* File Format Type Constants                    */
/*-----@DAA*/
#define ATTR_FFNA      0 /* Not specified        */
#define ATTR_FFBinary  1 /* Binary data          */
/* Text data delimiters: */
#define ATTR_FFNL      2 /* New Line             */
#define ATTR_FFRCR      3 /* Carrage Return       */
#define ATTR_FFLF      4 /* Line Feed            */
#define ATTR_FFCRLF     5 /* CR & LF              */
#define ATTR_FFLFCR     6 /* LF & CR              */
#define ATTR_FFCRNL     7 /* CR & NL              */
/* Data consists of Records: */
#define ATTR_FFRECORD  8 /* Records              @DZA*/

/*----- 7@DGA*/
/* genvalue Constants -- use for ATTR or any other */
/* structures with genvalue                        */
/*-----*/
#define GENVAL_PROGCTL 2 /* file can be program controlled */
#define GENVAL_APF     4 /* file can be APF authorized      */
#define GENVAL_NOSHRAS 8 /* file cannot run in a shared AS  */
#define GENVAL_NODELFILES 32 /* files are not to be deleted from this directory @P4A*/

/*-----*/
/* The macro below tests the at_mode and at_genvalue fields */
/* to see if the file is an External Symbolic Link.          */
/*-----*/
#ifndef S_IFEXTL
#define S_IFEXTL 0x00000001 /* External Link in at_genvalue */

#define S_ISEXTL(m,gv) ( S_ISLNK(m) && ((gv) & S_IFEXTL) )
#endif

/*-----*/
/* Vfs_Token and/or Mount Point Inode Number that may be    @PBA*/

```

```

/* returned by v_lookup, v_readdir, and v_getattr. */
/*
/* These are placed in the 12 byte at_charsetid field and
/* can be extracted as follows:
/* ATTR *A; given an attr structure
/* struct at_vinfo *AV; define a ptr to at_vinfo
/* unsigned int MtPtInodNum; area to put Inode number
/* unsigned int MtPtDevno; area to put Devno
/* VFSTOK VT; area to put vfs token
/*
/* AV = (struct at_vinfo *)(&A->at_charsetid);
/*
/* For v_lookup and v_readdir the Vfs Token can be gotten with:
/* memcpy(&VT,&AV->at_vfstok,sizeof(VT));
/*
/* For v_readdir and v_getattr to get the Mount Point Ino:
/* MtPtInodNum = AV->at_vmtptino;
/*
/* For v_getattr to get the Mount Point's Devno:
/* MtPtDevno = (unsigned int)(AV->at_vfstok.gtok[1]);
/*
/*-----
struct at_vinfo { /* Cross Mount Point Info @PBA*/
    GTOK at_vfstok; /* Cross MtPt Vfs Tok @PBA*/
    unsigned int at_vmtptino; /* Root's MtPt's Ino @PBA*/
};

/*-----
/* UIO - User I/O Structure (BPXYFUIO)*/
/*
/* For 31-Bit addresses: u_buffaddr points to the buffer
/*
/* For 64-Bit addresses: u_addr64 is on and
/* u_buff64vaddr points to the buffer
/*
/*-----
typedef struct s_uio {
    CBHDR u_hdr;

/* u_buffaddr64 (Real) @DMA*/
#ifdef _LP64 char *u_buffaddr; /* Buffer 31-bit address */
/* @P7A*/
#else char u_buffaddr[4]; /* @P7A*/
/* @P7A*/
#endif int u_buffalet; /* Alet for Buffer Address */

#ifdef _BPXLL long long u_offset;
#else
#ifdef _LP64 /* @P7A*/
int u_offseth; /* Cursor (high word) */
int u_offset; /* Cursor */
/* @P7A*/
#else off_t u_offset; /* @P7A*/
/* @P7A*/
#endif
#endif

int u_count; /* Number of bytes */
short u_asid; /* Addr Space ID: set by LFS */
BIT u_rw :1; /* 0=Read, 1=Write */
BIT u_key :4; /* Storage Key: set by LFS */
BIT u_sync :1; /* Sync data on write */
BIT u_syncd :1; /* Sync was done: LFS/PFS only*/
BIT u_chkacc :1; /* Perform Access check */
BIT u_realpage :1; /* u_buffaddr -> real page @D4A*/
BIT u_limitex :1; /* File size limit exceeded */
/* @D6A*/
BIT u_iovinuio :1; /* uio buff is an iov @D9A*/
BIT u_shutd :1; /* do shutdown after send @DMA*/
BIT u_addr64 :1; /* 64-Bit Addressing @DMA*/
BIT u_seekcur :1; /* For pread/pwrite @P5A*/
BIT :2; /* Reserved @D6C*/

union { /* Vnop Specific Fields: */
    int u_rndindex; /* Readdir Index */
    int u_iovalet; /* Sendmsg/Recvmsg IOV's ALET */
} u_vs; /*
union { /* Vnop Specific Fields2: @DFA*/
    int U_rddflags; /* Readdir Flags @DFA*/
    int U_iovbualet; /* IOV's Buffer's ALET @DFC*/
/* See below for non-union names @DFA*/
} u_vs2; /* @DFA*/
#endif _BPXLL

```

```

        int      u_fssizelimitlw; /* filesize limit lowword  @D6A*/
    #else
        long long u_fssizelimit;
    #endif
    union {
        char      U_cver[8];      /* Vnop Specific Fields3:  @DFA*/
        char      u_internal[16]; /* Readdir Cookie Verifier@DFA*/
        /* See below for non-union names @DFA*/
    } u_vs3;                      /* @DFA*/
    int      u_iovresidualcnt; /* remaining bytes to be moved
                                @D9A*/
    int      u_totalbytesrw; /* total number of bytes to be
                                moved @D9A*/
    #ifndef _LP64
        char      u_buff64vaddr[8]; /* 64-Bit Virtual Addr @P7A*/
    #else
        char      *u_buff64vaddr; /* @P7A*/
    #endif
    } UIO ;

    /* Field names w/o the union qualifier @DFA*/
    #define u_iovbufalet u_vs2.U_iovbufalet /* @DFA*/
    #define u_rddflags u_vs2.U_rddflags /* @DFA*/
    #define u_cver u_vs3.U_cver /* @DFA*/

    /* u_rddflags - Readdir/ReaddirPlus Flags @DFA*/
    #define FUIORETCURSOR 4 /* Return cursor in dirents @E1A*/
    #define FUIOCVERRET 2 /* Cookie Ver being Returned @DFA*/
    #define FUIORDDPLUS 1 /* ReaddirPlus requested @DFA*/

    #define UIO_ID "FUIO"
    #define UIO_HDR {{UIO_ID}, sizeof(UIO)}

    #ifndef _BPXLL
        #define UIO_NONEWFILES 0x8000000000000000LL
    #else
        #define UIO_NONEWFILES 0x80000000 /* No new files
                                            can be created @D6A*/
    #endif

    /*-----*/
    /* DIRENT - Directory Entries for v_readdir/vn_readdir. (BPXYDIRE)*/
    /*
    /*      Entry                      Extension
    /*      ----//-----
    /*      | TL | NL | name          | Ino |
    /*      ----//-----
    /*      0   2   4                4+NL  8+NL  TL
    /*
    /*      The Extension may not be returned by all PFSes.
    /*
    /*      When (u_rddflags & FUIORDDPLUS) == FUIORDDPLUS @DFA*/
    /*      the directory entries look like: @DFA*/
    /*
    /*      ----//----- @DFA*/
    /*      | TL | NL | name          | Attributes | @DFA*/
    /*      ----//----- @DFA*/
    /*      0   2   4                4+NL          TL @DFA*/
    /*
    /*      When (u_rddflags & FUIORETCURSOR) == FUIORETCURSOR @E1A*/
    /*      the directory entries look like:
    /*
    /*      ----//-----
    /*      | TL | NL | name          | ino | cursor |
    /*      ----//-----
    /*      0   2   4                4+NL  8+NL          TL
    /*
    /*-----*/

    typedef struct s_dirent {
        unsigned short dir_len; /* Total entry length @E3C*/
        unsigned short dir_namelen; /* Name length @E3C*/
        char dir_name[1]; /* File name, 1-255 bytes */
    } DIRENT ;

    typedef struct s_dirext {
        int dir_ino; /* File Ino number */
        union {
            char DIR_other[1]; /* PFS specific data */
        }
    }

```

```

        char DIR_cursor[8];          /* cursor                @E1A*/
    } dir_u1;
} DIREXT;

/* Field names without the union qualifiers */
#define dir_other dir_u1.DIR_other    /* @E1A*/
#define dir_cursor dir_u1.DIR_cursor /* @E1A*/

/* The dir_name field is of variable length.
   Given the following two pointers:
       DIRENT *dp;
       DIREXT *dx;
   To move from one entry to the next:
       dp = (DIRENT *) ((int)dp + dp->dir_len);
   To copy the name field to a standard C string buffer:
       memcpy(dp->dir_name, name, dp->dir_namelen);
       name[dp->dir_namelen] = '\0';
   To address the optional extension structure:
       if ((dp->dir_len) > (4 + dp->dir_namelen)) {
           dx = (DIREXT *) ((int)dp + 4 + dp->dir_namelen);
           ino = dx->dir_ino;
       }
       else
           ino = 0;
   To address the readdirplus attributes:
       ATTR *da;
       da = (ATTR *) ((int)dp + 4 + dp->dir_namelen);
       ino = da->at_ino;
*/

/*-----*/
/* FSATTR - File System Attributes of v_fstatfs/vfs_statfs(BPXYSSSTF)*/
/*-----*/
struct fsf_prop {
    /* NFS V3 Properties @DFA*/
    BIT fs_fsf_v3ret :1; /* V3 Prop Returned @DFA*/
    BIT :2;
    BIT fs_fsf_CanSetTime :1; /* time_delta accuracy @DFA*/
    BIT fs_fsf_homogeneous :1; /* pathconf same for all @DFA*/
    BIT :1;
    BIT fs_fsf_symlink :1; /* Supports Symlinks @DFA*/
    BIT fs_fsf_link :1; /* Supports Hard Links @DFA*/
}; /*@DFA*/

typedef struct s_fsattr {
    CBHDR fs_hdr; /* (f_0Ecbid and f_0Ecblen) */
    BPXUL32 fs_blocksize; /* Block size (f_bsize) @DVC*/
    int rsvd1; /* Reserved */
    int rsvd2; /* Reserved */
    BPXUL32 fs_totalspace; /* Total space. The total
                           number of blocks on file
                           system in units of f_frsize
                           (f_blocks) @DVC*/
    int rsvd3; /* Reserved */
    BPXUL32 fs_usedspace; /* Used space in blocks
                           (f_0Eusedspace) @DVC*/
    int rsvd4; /* Reserved */
    BPXUL32 fs_freespace; /* Free space in blocks
                           (f_bavail) @DVC*/
    BPXUL32 fs_fsid; /* File system ID (f_fsid)@DVC*/
    /* Flags: */
    BIT :1; /* Reserved @DCA*/
    BIT fs_exported :1; /* Filesys is exported
                           (ST_OEEXPORTED) @DCA*/
    BIT :6; /* Reserved @DFC*/
    struct fsf_prop fs_nfsprop; /* NFS V3 Properties @DFA*/
    BIT :8; /* Reserved @DFC*/
    BIT :5; /* Reserved @DJC*/
    BIT fs_nossec :1; /* No Security Checks @DJA*/
    BIT fs_nosuid :1; /* SetUID/SetGID not supported
}

```

```

        BIT    fs_rdonly    :1; /* (ST_NOSUID) @DBM*/
                                /* (ST_RDONLY) @DBM*/
#ifdef _BPXLL
        long long fs_maxfilesize;
#else
        int     fs_maxfilesizehw; /* High word of max file size
                                   (f_0Emaxfilesizehw) @DBM*/
        BPXUL32 fs_maxfilesizelw; /* Low word of max file size
                                   (f_0Emaxfilesizelw) @DVC*/
#endif

        char     rsvd5[16]; /* Reserved @DBA*/
        BPXUL32 fs_frsize; /* Fundamental filesystem
                           block size (f_frsize) @DVC*/
        int      rsvd6; /* Reserved @DBC*/
        int      rsvd7; /* Reserved @DBC*/
        BPXUL32 fs_bfree; /* Total number of free blocks
                           (f_bfree) @DVC*/
        BPXUL32 fs_files; /* Total number of file nodes
                           in the file system (f_files)
                           @DVC*/
        BPXUL32 fs_ffree; /* Total number of free file
                           nodes (f_ffree) @DVC*/
        BPXUL32 fs_favail; /* Number of free file nodes
                           available to unprivileged
                           users (f_favail) @DVC*/
        BPXUL32 fs_namemax; /* Maximum file name length
                           (f_namemax) @DVC*/
        BPXUL32 fs_invarsec; /* Number of seconds fs will
                           remain unchanged
                           (f_0Einvarsec) @DVC*/
        BPXUL32 fs_time_delta_sec; /* Granularity of setting @DVC*/
        BPXUL32 fs_time_delta_ns; /* file times @DVC*/

        char     rsvd8[12]; /* Reserved @DBC*/
    } FSATTR ;

    #define FSATTR_ID "SSTF"
    #define FSATTR_HDR {FSATTR_ID}, sizeof(FSATTR)}

/*-----*/
/* PFS Type values for me_fstype and pfsi_pfstype. */
/*-----*/
    #define MNT_FSTYPE_LOCAL 1 /* Files are local */
    #define MNT_FSTYPE_REMOTE 2 /* Files are remote */
    #define MNT_FSTYPE_PIPE 3 /* Files are pipes/fifos */
    #define MNT_FSTYPE_SOCKET 4 /* Files are sockets */
    #define MNT_FSTYPE_CSPS 6 /* STREAMS char spec @DHA*/

/*-----*/
/* Alternative Macro for Initializing Input Structures. */
/*-----*/
    #define CBINIT(cb,typ) {
        memset(&(cb),'\0',sizeof(typ));
        memcpy(((CBHDR *)(&(cb))) -> cbid, typ ## _ID, 4);
        ((CBHDR *)(&(cb))) -> cblen = sizeof(typ);
    }

/*-----*/
/* I/O Control Command Codes used by w_piocntl & vn_ioctl (BPXYIOCC)*/
/*-----*/
    #ifndef IOC_EDITACL
        #define IOC_EDITACL 0x2000C100 /* Edit ACL: _IO('A',0) @P2A*/
    #endif

/*-----*/
/* File Group Pathconf structure used by v_pathconf (BPXYPCF) */
/*-----*/
    struct PC_filegrp {
        int pcfglinkmax; /* PathConf File Group @DFA*/
        int pcfgnamemax; /* Link Max @DFA*/
        /* Name Max @DFA*/
        /* Flags: @DFA*/
        BIT pcfgnotrunc :1; /* No Trunc @DFA*/
        BIT pcfgchownRstd :1; /* Chown Rstd @DFA*/
        BIT pcfgcaseinsensitive :1; /* Case Insensitive @DFA*/
        BIT pcfgcasenonpreserving :1; /* Case non-presrv @DFA*/
        BIT :4; /* @DFA*/
        char pcfgRsvd[3]; /* @DFA*/
    }

```

```

    } ;

/* 3@PDA*/

/*-----*/
/* VLOCK - Byte Range Locking Structure for v_lockctl. (BPXYVLOCK)*/
/* and for vn_lockctl @PEM*/
/*
/* The POSIX flock structure and locking constants are defined */
/* in the fcntl.h header, which is included here. */
/*-----*/
#ifndef _NOFCNTL /* If pgm does not request that*/
#include <fcntl.h> /* fcntl.h be suppressed, */
#define FLOCK struct flock /* see prolog for details. */
#endif

typedef struct s_vlock {
    CBHDR vl_hdr;
    /* LOCKER: fields that are used with VL_REGLOCKER*/
    int vl_serverpid; /* Server's PID */
    int vl_clientpid; /* Server's Client's PID */

    GTOK vl_lockertok; /* Token for Locker(Spid+Cpid) */

    /* TID: individual lock owner within a locker. */
    char vl_clienttid[8]; /* Client's Thread's TID */

    /* OBJECT: represents a single locked file */
    int vl_objclass; /* Object Class: HFS, MVS, etc */
    char vl_objid[12]; /* Obj's Unique Id within class*/

    GTOK vl_objtok; /* Token for Object(Class+Id) */

    /*-----
    ! The two fields below were never used and are
    ! being left here so old programs that may
    ! have referenced them will not suffer
    ! compile failures with this new header. @DUA*/
    /*-----
    ! We are taking back these two fields:
    ! char vl_dosmode
    ! char vl_dosaccess
    ! Have advised FVT on the disappearing of the
    ! fields @DYA*/
    /*-----*/
    BIT vl_nosplitmerge :1; /*Do not split or merge
    ranges @DYA*/

    BIT :7; /* Reserved @DYA*/
    char vl_rsvd; /* Reserved @DUC @DYC*/

    char vl_blklocklen; /* Length for Blocking Lk @DUA*/
    char vl_rsvd2[5]; /*@DUC*/

    GTOK vl_vntoken; /* Unix Obj Vnode Token @DUA*/

    /* Lock information: range and type, etc */
    FLOCK vl_flock; /* POSIX flock structure */

    /* Version 2 Extensions - - - - - @DUA*/

    #if defined(__PFS64) && defined(_LP64) /* 64bit PFS in am64 @E2A*/
    struct s_brln_rangelock * vl_blockinglock; /*@E2A*/
    /* 64bit Ptr to Blocking Lock @E2C*/
    #else /* 31bit PFS or am31 @E2A*/
    int vl_rsvd3; /*@DUA*/
    struct s_brln_rangelock /*@DUA*/
    * _PTR32 vl_blockinglock; /* Ptr to Blocking Lock @DVC*/
    #endif

    union { /*@DUA*/
        /*@DUA*/
        struct { /*-----@DUA*/
            /* Async Locking Ext @DUA*/
            /*-----@DUA*/
            #ifdef _LP64 /*@PGA*/
            void * vl_ax_aiocb; /* Aiocb Ptr64 @PGA*/
            #else /*@PGA*/
            int vl_rsvd4; /*@DUA*/
            void * _PTR32 vl_ax_aiocb; /* Aiocb @DVC*/
            #endif /*@PGA*/
            int vl_ax_aiocblen; /* Aiocblen @DUA*/
        } vl_aioext; /*@DUA*/
    }

```



```

/*-----*/
struct { /* UnloadLocks Extensions @PIC @PHA*/
/*-----*/
/* Ptr to Output Chain is always Ptr32 @PHA*/
int vl_rsvd52; /*@PHA*/
struct s_brlm_unloadlockslist /*@DUA*/
* _PTR32 vl_ull_outlistptr; /* Chain Ptr @DVC*/
/* Pointer to Input Mask is in @PIA*/
/* vl_ullIext below @PIA*/
/* Input Fields @PIC @PHA*/
char vl_ull_subpool; /* Subpool @DUA*/
char vl_ull_masklen; /* InMask Len @DYA*/
char vl_ull_retwaiters; /* Held & Wait @DUA*/
} vl_ullIext; /*@PIC @PHA*/

struct { /* UnloadLocks Input Extension @DUA*/
#ifdef _LP64 /*@PHA*/
/* Input Ptr64 to Object Mask @PHA*/
/* like vl_objectmask @PHA*/
void * vl_ull_inmaskptr; /*@PHA*/
#else /*@PHA*/
int vl_rsvd5; /*@DUA*/
/* Input Ptr32 to Object Mask @PHA*/
/* like vl_objectmask @PHA*/
void * _PTR32 vl_ull_inmaskptr; /*@PHA*/
#endif /*@PHA*/
/* Input Fields: subpool,masklen,retwaiters
logically belong here but that would
change their fully qualified names. PIA*/
} vl_ullIext; /*@PIC @DUA*/

/*-----*/
struct { /* Purge Masks Extension @DUA*/
/*-----*/
#ifdef _LP64 /*@PHA*/
struct vl_purgemasks * /*@PHA*/
vl_pg_masks; /* Obj/Own Masks Ptr64 @PHA*/
#else /*@PHA*/
int vl_rsvd6; /*@DUA*/
struct vl_purgemasks * _PTR32 /*@DVC*/
vl_pg_masks; /* Obj/Own Masks @DVC*/
#endif /*@PHA*/
int vl_pg_maskslen; /* Masks Len @DUA*/
} vl_pgext; /*@DUA*/
} vl_u; /*@DUA*/
char vl_rsvd7[12]; /*@DUA*/
} VLOCK;

/* Simple Field Names @DUA*/
#define vl_aiocb vl_u.vl_aioext.vl_ax_aiocb /*@DUA*/
#define vl_aiocblen vl_u.vl_aioext.vl_ax_aiocblen /*@DUA*/
/*@DUA*/
/*@2@PHC*/
#define vl_outlistptr vl_u.vl_ullIext.vl_ull_outlistptr /*@DUA*/
#define vl_inmaskptr vl_u.vl_ullIext.vl_ull_inmaskptr /*@PIC@DYA*/
#define vl_subpool vl_u.vl_ullIext.vl_ull_subpool /*@DUA*/
#define vl_masklen vl_u.vl_ullIext.vl_ull_masklen /*@DYA*/
#define vl_retwaiters vl_u.vl_ullIext.vl_ull_retwaiters /*@PHA*/

#define vl_pgmask vl_u.vl_pgext.vl_pg_masks /*@DUA*/
#define vl_pgmaskslen vl_u.vl_pgext.vl_pg_maskslen /*@DUA*/

/* Constants */
#define VLOCK_ID "VLOK"
#define VLOCK_HDR {{VLOCK_ID}, sizeof(VLOCK)}

/* Values for Object Class: vl_objclass */
#define VL_HFS 0 /* Unix File */
#define VL_MVS 1 /* Legacy MVS dataset */
#define VL_LFSESA 2 /* Lan File Server */
#define VL_NFSCOBJCL 3 /* NFS Client object @DYA*/

/* Values for v_lockctl cmd */
#define VL_REGLOCKER 1
#define VL_UNREGLOCKER 2
#define VL_LOCK 3

```

```

#define VL_LOCKWAIT      4
#define VL_UNLOCK        5
#define VL_QUERY          6
#define VL_PURGE          7

#define VL_LOCKASY        8          /*@DUA*/
#define VL_LOCKCANCEL     9          /*@DUA*/
#define VL_UNLOADLOCKS   10         /*@DUA*/

/* UnLoadLocks Constants, for vl_retwaiters @DUA*/
#define ull_retwaiters 1 /* Output Holders & Waiters @DUA*/
#define ull_retallocks 3 /* All Locks, Held & Waiting @DUA*/

/* The vl_objid used by fcntl() for POSIX locking of HFS files */
struct hfsobjid {
    int hfsobj_devno; /* device number (at_dev) */
    FID hfsobj_fid; /* file ID (at_fid) */
};

/*-----*/
/* Purge Locks Masks @DUA*/
/*-----*/
struct vl_purgemasks { /*@DUA*/
    char vl_objectmask[16]; /* ObjectId Mask @DUA*/
    char vl_ownermask[16]; /* Lock OwnerId Mask @DUA*/
};
/* These can be set, for example, as follows:
 * int AllFoxes[4] = {-1,-1,-1,-1};
 * int ClientTIDs[4] = {-1,-1,0,0};
 * struct vl_purgemasks PM;
 * memcpy(PM.vl_objectmask,AllFoxes,16);
 * memcpy(PM.vl_ownermask,ClientTIDs,16); @DUA*/

/*-----*/
/* Lock Owner Structure - v_lockctl and v_open @DUA*/
/*-----*/
typedef struct s_lockowner { /*@DUA*/
    int lo_serverpid; /* Server's PID */
    int lo_clientpid; /* Server's Client's ID */
    char lo_clienttid[8]; /* Client's Thread's ID */
} LOCKOWNER; /*@DUA*/

/*-----*/
/* BRLM_RangeLock - A blocking lock or an unloaded lock. @DUA*/
/*-----*/
typedef struct s_brlm_rangelock { /*@DUA*/
    LOCKOWNER rl_owner; /* Owner: Spid, Cpid, Ctid */
    char rl_offset[8]; /* 8-byte file offset */
    char rl_length[8]; /* 8-byte lock length */
    BIT rl_waiter :1; /* A waiting request */
    BIT :7;
    char rl_openacc; /* Open Access Mode */
    char rl_opendeny; /* Open Deny Mode */
    char rl_access; /* Lock Access or 5=OModes */
} BRLM_RANGELOCK; /*@DUA*/

/* Values for rl_access @DUA*/
#define rl_shared 1 /* Read lock */
#define rl_excl 2 /* Write lock */
#define rl_shr2excl 3 /* Read waiting for wrt */
#define rl_openmodes 5 /* Acc & Deny Modes */

/*-----*/
/* BRLM UnloadLocks List @DUA*/
/*-----*/
struct s_ull_entry { /* One Unloaded Lock Entry @DUA*/
    int ull_objclass; /* Object Class */
    char ull_objid[12]; /* Object Id */
    BRLM_RANGELOCK ull_rangelock; /* Range Lock */
    int rsvd2;
}; /*@DUA*/

/* One Unloaded Lock List Segment @DUA*/
typedef struct s_brlm_unloadlockslist { /*@DUA*/
    char ull_id[8]; /* 'IGWLBULL' */
    unsigned int ull_length; /* Total length @E3C*/
    char ull_ver; /* Version */
    char ull_sp; /* Storage SubPool */
    char ull_key; /* Storage Key */
    char rsvd1;
    struct s_brlm_unloadlockslist
        * _PTR32 ull_next; /* Next on Chain @DVC*/
};

```

```

        int    ull_count;          /* Number of Entries */
        struct s_ull_entry ull_entries[64]; /* 1 to 64 Locks */
    } BRLM_UNLOADLOCKSLIST;      /*@DUA*/

#ifdef _LP64
#pragma pack(reset)
#endif

/* End of Common Structures */

#if !defined(__BPXYVFSI) && !defined(__BPXYVFSI_Common_Only)
#define __BPXYVFSI
/*****
**
** Structures specific to the VFS interface.
**
**
*****/
/*****
**
**
*****/
/* 3@PDA*/

#ifdef _LP64
#pragma pack(1)
#endif

/*****
**
**
*****/
/* Vfstok & Vntok - Opaque Tokens for file systems and files.
**
**
*****/
typedef struct s_vfstok {          /* VFS Token */
    char vfstok[8];
} Vfstok ;

typedef struct s_vntok {          /* Vnode Token */
    char vntok[8];
} Vntok ;

/*****
**
**
*****/
/* OSS - Operating System Specific Information Structure (BPXYOSS)
**
**
*****/
typedef struct s_oss {
    CBHDR    os_hdr;
    int      os_diribc;          /* Directory I/O block cnt */
    int      os_readibc;        /* Read I/O block cnt */
    int      os_writeibc;       /* Write I/O block cnt */
    BIT      os_xmtp :1;        /* v_lookup cross mt pts @P5A*/
    BIT      os_noremove :1;    /* v_rpn don't cross into remote
                                file sys, like NFSC @01A*/
    BIT      :30;
    GTOK     os_opentoken;      /* v_open token @DUA*/
} OSS ;

#define OSS_ID "OSS "
#define OSS_HDR {OSS_ID}, sizeof(OSS)}

/*****
**
**
*****/
/* Special os_opentoken values -
** These are to be used to set the first word of the
** open token to the special values that correspond
** to the special stateids passed by the client.
** They are used as in this example:
** OSS 0;
** 0.os_opentoken.gtok[0] = OS_OTMANDCHK;
*****/
#define OS_OTADVCHK (void*)(0) /* Advisory Check, V4 only @DUA*/
#define OS_OTMANDCHK (void*)(2) /* Mandatory Check, all @DUA*/
#define OS_OTOVERRIDE (void*)(1) /* No Checking - Rd Only @DUA*/

#ifdef _BPX_MNTE3
/*@DXA*/
#endif
#ifdef _BPX_MNTE2
/*@DXA*/
#define _BPX_MNTE2 1
/*@DXA*/
#endif
/*@DXA*/

/*****
**
**
*****/
/* RPNMNT - Mount Entry Structures returned by v_rpn. (BPXYMNT)
**
**
*****/
/* NOTE: me_mountpoint is not filled in by v_rpn.
**
*****/

#ifdef _BPX_MNTE2

#ifdef __syslistdef
/*@P8A*/
#define __syslistdef 1
/*@P8A*/

typedef struct s_syslistdef {

```

```

        short int mt_syslistnum;    /* Number of systems in list
                                     @DRA*/
        short int mt_syslistflags; /* Flags
                                     @DRA*/
        char      mt_syslist[32][8]; /* System names
                                     @DRA*/
    } SYSLISTDEF;                    /*@DRA*/

    #else                            /* Use the definition from mntent.h @P8A*/
    #define mt_syslistnum    mnt2_syslistnum    /*@P8A*/
    #define mt_syslistflags mnt2_syslistflags  /*@P8A*/
    #define mt_syslist      mnt2_syslist       /*@P8A*/
    #endif                                  /*@P8A*/

    /*
     * Values for mt_syslistflags
     */
    #define MNT_SYSLIST_INCLUDE 0x0000    /*@DRA*/
    #define MNT_SYSLIST_EXCLUDE 0x0001    /*@DRA*/

    #endif

    typedef struct s_mnteh {            /* w_getmntent header */
        CBHDR      mh_hdr;              /* Header with total length */
        char        mh_cursor[8];       /* Internal cursor */
        int         mh_devno;           /* File System devno to find */
    #ifndef _BPX_MNTE2
        /* mnte header definition @DLA*/
        int         rsvd;               /* Reserved - must be
                                         zero on entry @D5C*/
    #else
        /* mnte2 header definition@DLA*/
        int         mh_bodylen;         /* Length of the mnte body@DLA*/
        char        rsvd[8];           /* Reserved - must be
                                         zero on entry @DLC*/
    #endif
    } MNTEH;                            /*@DLA*/

    typedef struct s_mnte {            /* w_getmntent returned entry */
        int         me_fstype;          /* File system type */
        int         me_mode;            /* File system mount mode */
        int         me_dev;             /* st_dev of this file system */
        int         me_parentdev;       /* st_dev of parent file sys */
        int         me_rootino;         /* st_ino of the mount point */
        char        me_status;          /* status of the file system. */
        char        me_ddname[9];       /* ddname specified on mount */
        char        me_fstname[9];      /* FILESYSTYPE Name */

        char        me_fsname[45];      /* File System Name (HFS DSN) */

        int         me_pathlen;         /* Length of mount point path */
        char        me_mountpoint[1024]; /* Mount point pathname */
        char        me_jobname[8];      /* Job Name issuing Quiesce */
        int         me_pid;             /* PID that issued Quiesce */
        int         me_parmoffset;      /* Offset of mount parameter
                                         from me_fstype @D8C*/
        short       me_parmlen;         /* Length of mount parameter
                                         @D5A*/
    #ifndef _BPX_MNTE2
        /* mnte base definition @DLA*/
        char        rsvd[54];          /* Reserved for expansion @D5C*/
    #else
        /* mnte2 base definition@DLA*/
        char        me_sysname[8];      /* system mounted on @DKA*/
        char        me_qsysname[8];     /* quiesce system name @DKA*/
        char        me_fromsys[8];      /* filesystem moved from this
                                         system @DKA*/
        short       rsvd1;             /* reserved for alignment @DKA*/
        int         me_rflags;          /* request flags @DKA*/
        int         me_status2;         /* more status fields @DKA*/
        int         me_success;         /* filesystems moved ok @DKA*/
        int         me_readct;          /* Number of reads @DLA*/
        int         me_writect;         /* Number of writes done @DLA*/
        int         me_diribc;          /* Number directoryI/O blks@DLA*/
        int         me_readibc;         /* Number read I/O blocks @DLA*/
        int         me_writeibc;        /* Number write I/O blocks @DLA*/
    #endif
    #ifdef _BPXLL
        long long   me_bytesread;
        long long   me_byteswritten;
    #else
        int         me_bytesreadhw;     /* Total number bytes read
                                         high word @DLA*/
        int         me_bytesreadlw;     /* Total number bytes read
                                         low word @DLA*/
        int         me_byteswrittenhw; /* Total number bytes-wrote
                                         high word @DLA*/
        int         me_byteswrittenlw; /* Total number bytes-wrote
                                         low word @DLA*/
    #endif
    }

```

```

#endif
    char      me_filetag[4];      /* File tag                @DNA*/
    int        me_syslistoff;      /* offset to syslist        @DRA*/
    short      me_syslistlen;      /* length of syslist        @DRA*/
    short      me_aggnameoff;      /* length of aggregate name @DSA*/
    int        me_aggnameoff;      /* offset to aggregate name @DSA*/
    char      me_roseclabel[8]; /* read only seclabel      @DTA*/
#endif
/* @DLA*/

#ifdef _BPX_MNTE3
/* @DXA*/
    int me_mntsec;                /* Seconds since mount      @DXA*/
    int me_fstoken;                /* VfsPtr for this fileysys @DXA*/
    int me_pfsnormalstatusoffset; /* Offset of Pfs normal status @DXA*/
    short me_pfsnormalstatuslength; /* Length of Pfs normal status @DXA*/
    short me_pfsexcpstatuslength; /* Length of Pfs exception status @DXA*/
    int me_pfsexcpstatusoffset; /* Offset of Pfs exception status @DXA*/
    unsigned int me_fsusrmntuid; /* UID of user that mounted the file system. Always 0 for privileged mounts. @EOA*/

    char me_rsvd[2];                /* reserved @E7A*/
    short me_srcdirlen;              /* Length of srcdir @E7A*/
    int me_srcdiroff;                /* Offset of srcdir @E7A*/
    char me_expansion[76];           /* Expansion room @EOC @DXA*/
#endif
/* @DXA*/
} MNTE;

typedef struct s_rpnmnte {
/* v_rpn returned entry: */
    MNTEH rpn_mnteh;                /* w_getmntent header */
    MNTE rpn_mnte;                  /* one w_getmntent entry */
} RPNMNTE;

#define MNTEH_ID "MNTE"
/* #define MNTE2H_ID "MNT2" */
/* @DLA*/
#define MNTE2H_ID "\\x04\\x05\\xE3\\xF2" /* MNT2 In Hex @DSC*/
#define MNTE3H_ID "\\x04\\x05\\xE3\\xF3" /* MNT3 In Hex @DXC*/
/* #define MNTE2H MNTEH delete conflict @P8D @DLA*/
#define MNTEH_HDR { {MNTEH_ID}, sizeof(MNTEH)+sizeof(MNTE) }

/* Values for me_fstype are in the common area. */

/* Values for me_mode */
#define MNT_MODE_RDWR 0x00000000 /* @P8C*/
#define MNT_MODE_RDONLY 0x00000001 /* @P8C*/
#define MNT_MODE_NOSUID 0x00000002 /* @P8C @DCA*/
#define MNT_MODE_EXPORT 0x00000004 /* @P8C @DCA*/
#define MNT_MODE_NOSEC 0x00000008 /* @P8C*/
#define MNT_MODE_NOAUTO 16 /* @DKA*/
#define MNT_MODE_CLIENT 32 /* @DKA*/
#define MNT_MODE_AUMOUNT 64 /* @DPA*/
#define MNT_MODE_SECACL 128 /* @DOA*/
#define MNT_MODE_RSVD1 256 /* @P9A*/

/* Values for me_status */
#define MNT_FILE_ACTIVE 0x00 /* @D5A*/
#define MNT_FILE_DEAD 0x01
#define MNT_FILE_RESET 0x02
#define MNT_FILE_DRAIN 0x04
#define MNT_FILE_FORCE 0x08
#define MNT_FILE_IMMED 0x10
#define MNT_FILE_NORM 0x20
#define MNT_FILE_IMMED_TRIED 0x40
#define MNT_FILE_QUIESCED 0x80
#define MNT_FILE_MOUNT_IN_PROGRESS 0x81 /* @D7A*/
#define MNT_FILE_ASYNC_MOUNT 0x82 /* @D5A*/

/* Values for me_status2 */
#define MNT_FILE_UNOWNED 0x01
#define MNT_FILE_INRECOVERY 0x02
#define MNT_FILE_SUPERQUIESCED 0x04
#define MNT_FILE_RECYCLESTARTED 0x08 /* @DXA*/
#define MNT_FILE_RECYCLEMOUNTING 0x10 /* @DXA*/
#define MNT_FILE_RECYCLENOTACTIVE 0x20 /* @DXA*/

/* Values for me_rflags */

```

```

#define MNT_REQUEST_CHANGE      0x01
#define MNT_REQUEST_NEWAUTO    0x02

/*-----*/
/* NREG - Registration Parameter Block used with v_reg      (BPXYNREG)*/
/*-----*/
/* NOTE: The CBINIT macro cannot be used with this structure. */
/*-----*/
typedef struct s_nreg {
    char    nr_id[4];           /* Identifier */
    signed short nr_len;        /* Length */
    short    nr_ver;           /* Version */

    int      nr_type;           /* Server Type in*/
    int      nr_namelen;        /* Server Name Length in*/
    char     nr_name[32];       /* Server Name in*/
    int      nr_maxvntok;       /* Maximum VNTOK limit inout*/
    BIT      nr_hotc :1;        /* Exit needs Hotc Env in*/
    BIT      nr_nowait :1;      /* Don't wait for Quiesce in*/
    BIT      nr_secsfd :1;      /* secondary sfd server in*/
    BIT      nr_allocdevno :1;  /* Allocate a Devno in @DUA*/
    BIT      :4;               /* Reserved */
    char     rsvd1[3];          /* Reserved */
    char     nr_exitname[8];     /* Exit name in*/
    char     nr_initparm[8];     /* Init parm for Exit in*/
    int      nr_abendcode;       /* Abend Code out*/
    int      nr_abendrsn;        /* Abend Reason out*/
    char     nr_pfstype[8];     /* Dependant PFS in*/
} NREG;

#define NREG_ID      "NREG"
#define NREG_VERSION 2
#define NREG_HDR {NREG_ID}, sizeof(NREG), NREG_VERSION

#define NREG_FILE 1 /* File Server e.g.NFSS */
#define NREG_LOCK 2 /* Lock Server e.g.LOCKD */
#define NREG_FEXP 3
#define NREG_SFDS 4 /* Shared FD server: NW @DIA*/

#define nr_devno nr_abendrsn /* Output Devno @DUA*/

/*-----*/
/* v_open @DUA*/
/*-----*/
/* Open_Parms Structure @DUA*/
typedef struct s_openparms { /*@DUA*/
    int open_type; /* Type of Open */
    LOCKOWNER openowner; /* Owner for Shr Options */
    int shr_access; /* Read, Write, Both */
    int shr_deny; /* None, Read, Write, Both */
    GTOK open_token; /* Open Token */
    VNTOK newvntoken; /* Output new Vnode Token */
    BIT :30;
    BIT modacc :1; /* Upgrade/Downgrade Acc */
    BIT moddeny :1; /* Upgrade/Downgrade Deny */
    char rsvd[12]; /* Reserved */
} OPENPARMS ; /*@DUA*/

/* Open_Type paramter constants @DUA*/
#define OPEN_CREATE_UNCHECKED 1 /* use UnChecked protocol */
#define OPEN_CREATE_GUARDED 2 /* use Guarded protocol */
#define OPEN_CREATE_EXCLUSIVE 3 /* use Exclusive protocol */
#define OPEN_FILE 4 /* Open an existing file */
#define OPEN_NLM_SHR 5 /* V2/V3 NLM SHR Options */
#define OPEN_UPGRADE 6 /* UpGrade SHR Options */
#define OPEN_DOWNGRADE 7 /* DownGrade SHR Options */

/* Shr_Access parameter constants @DUA*/
#define SHRACC_WRITE 1 /* Access Intent is to Write @PAC*/
#define SHRACC_READ 2 /* Access Intent is to Read @PAC*/
#define SHRACC_BOTH 3 /* Access Intent is Read & Write */

/* Shr_Deny parameter constants @DUA*/
#define SHRDENY_NONE 0 /* No access is denied. */
#define SHRDENY_WRITE 1 /* Deny Write access. @PAC*/
#define SHRDENY_READ 2 /* Deny Read access. @PAC*/
#define SHRDENY_BOTH 3 /* Deny Read and Write access. */

/*****
*****/
**/

```

```

/** Calling Interface Definitions **/
/**
/*****
/*****

/*-----*/
/* Macros to translate the vnode calls to their callable services */
/*-----*/
#define v_ioctl    _VCALL(V_IOCTL, 99)           /*@DWA*/
#define v_reg      _VCALL(V_REG, 145)
#define v_rpn      _VCALL(V_RPN, 146)
#define v_get      _VCALL(V_GET, 148)
#define v_rel      _VCALL(V_REL, 149)
#define v_lookup   _VCALL(V_LOOKUP, 150)
#define v_rdwrr    _VCALL(V_RDWR, 151)
#define v_readdir  _VCALL(V_READDIR, 152)
#define v_readlink _VCALL(V_READLINK, 153)
#define v_create   _VCALL(V_CREATE, 154)
#define v_mkdir    _VCALL(V_MKDIR, 155)
#define v_symlink  _VCALL(V_SYMLINK, 156)
#define v_getattr  _VCALL(V_GETATTR, 157)
#define v_setattr  _VCALL(V_SETATTR, 158)
#define v_link     _VCALL(V_LINK, 159)
#define v_rmdir    _VCALL(V_RMDIR, 160)
#define v_remove   _VCALL(V_REMOVE, 161)
#define v_rename   _VCALL(V_RENAME, 162)
#define v_fstatfs  _VCALL(V_FSTATFS, 163)
#define v_lockctl  _VCALL(V_LOCKCTL, 164)
#define v_export   _VCALL(V_EXPORT, 218)         /*@DCA*/
#define v_access   _VCALL(V_ACCESS, 235)        /*@DDA*/
#define w_pioctl   _VCALL(W_IOCTL, 245)         /*@P2A*/
#define v_pathconf _VCALL(V_PATHCONF, 259)      /*@DFA*/
#define v_open     _VCALL(V_OPEN, 295)          /*@DUA*/
#define v_close    _VCALL(V_CLOSE, 296)         /*@DUA*/

/*-----*/
/* Callable Services Typedefs and Prototypes */
/*
/* NOTE: Each "len" parameter contains the length of the
/* parameter that follows.
/*-----*/
typedef void V_REG      (int len, NREG *,
                        int *rv, int *rc, int *rsn);
typedef void V_RPN      (OSS *,
                        int pathlen, char *path,
                        VFSTOK *, VNTOK *,
                        int mlen, RPNMNTE *,
                        int alen, ATTR *,
                        int *rv, int *rc, int *rsn);
typedef void V_EXPORT   (OSS *,
                        int function,
                        char *filesystemname,
                        VFSTOK *, VNTOK *,
                        int mlen, RPNMNTE *,
                        int alen, ATTR *,
                        char *volhdl,
                        int *rv, int *rc, int *rsn);
typedef void V_GET      (VFSTOK, OSS *,
                        FID, VNTOK *,
                        int *rv, int *rc, int *rsn);
typedef void V_REL      (VNTOK, OSS *,
                        int *rv, int *rc, int *rsn);
typedef void V_LOOKUP   (VNTOK, OSS *,
                        int namelen, char *name,
                        int alen, ATTR *,
                        VNTOK *,
                        int *rv, int *rc, int *rsn);
typedef void V_RDWR     (VNTOK, OSS *,
                        UIO *,
                        int alen, ATTR *,
                        int *rv, int *rc, int *rsn);
typedef void V_READDIR  (VNTOK, OSS *,
                        UIO *,
                        int *rv, int *rc, int *rsn);
typedef void V_READLINK(VNTOK, OSS *,
                        UIO *,
                        int *rv, int *rc, int *rsn);
typedef void V_CREATE   (VNTOK, OSS *,
                        int namelen, char *name,
                        int alen, ATTR *,
                        VNTOK *,
                        int *rv, int *rc, int *rsn);

```

```

typedef void V_MKDIR    (VNTOK, OSS *,
                        int namelen, char *name,
                        int alen, ATTR *,
                        VNTOK *,
                        int *rv, int *rc, int *rsn);
typedef void V_SYMLINK (VNTOK, OSS *,
                        int namelen, char *name,
                        int pathlen, char *pathname,
                        int alen, ATTR *,
                        int *rv, int *rc, int *rsn);
typedef void V_GETATTR (VNTOK, OSS *,
                        int alen, ATTR *,
                        int *rv, int *rc, int *rsn);
typedef void V_SETATTR (VNTOK, OSS *,
                        int alen, ATTR *,
                        int *rv, int *rc, int *rsn);
typedef void V_LINK     (VNTOK, OSS *,
                        int namelen, char *name,
                        VNTOK todir,
                        int *rv, int *rc, int *rsn);
typedef void V_RMDIR    (VNTOK, OSS *,
                        int namelen, char *name,
                        int *rv, int *rc, int *rsn);
typedef void V_REMOVE   (VNTOK, OSS *,
                        int namelen, char *name,
                        int *rv, int *rc, int *rsn);
typedef void V_RENAME   (VNTOK, OSS *,
                        int oldlen, char *oldname,
                        VNTOK newdir,
                        int newlen, char *newname,
                        int *rv, int *rc, int *rsn);
typedef void V_FSTATFS (VNTOK, OSS *,
                        int falen, FSATTR *,
                        int *rv, int *rc, int *rsn);
typedef void V_ACCESS   (VNTOK, OSS *,
                        int mode,
                        int *rv, int *rc, int *rsn);
typedef void V_LOCKCTL  (OSS *,
                        int cmd,
                        int vlen, VLOCK *,
                        int *rv, int *rc, int *rsn);

typedef void W_PIOCTL   (int pathlen, char *path,           /*@P2A*/
                        int cmd,
                        int arglen, char *arg,
                        int *rv, int *rc, int *rsn);

typedef void V_PATHCONF (VNTOK, OSS *,                     /*@DFA*/
                        int pc_len, struct PC_filegrp *,
                        int alen, ATTR *,
                        int *rv, int *rc, int *rsn);

typedef void V_OPEN     (VNTOK, OSS *,                     /*@DUA*/
                        int OpenParm_Length, OPENPARMS *OpenParm,
                        int Name_length, char *Name,
                        int CreateParm_Length, void *CreateParm,
                        int OAttr_length, ATTR *OAttr,
                        int *rv, int *rc, int *rsn);

typedef void V_CLOSE    (VNTOK, OSS *,                     /*@DUA*/
                        GTOK *Open_Token,
                        int *rv, int *rc, int *rsn);

typedef void V_IOCTL    (VNTOK, OSS *,
                        int cmd,
                        int Argumentlen,
                        char *Argument,
                        int *rv, int *rc, int *rsn);           /*@DWA*/

/*-----*/
/* Macros & structures used to address the OE Callable Services */
/*-----*/

/* _VCALL Macro to invoke the i'th Vnode Callable Service */
#define _VCALL(op,i) ((op *) \
                    ( (*(struct _v_cvt *_PTR32 *_PTR32)0x10) -> \
                      _v_cvtsrtr -> _v_csrtvopt -> _v_vopptr[i] )) /*@PFC*/

/* Stub System Control Blocks for addressing the Callable Services */
struct _v_vopt {
    void *_PTR32 filler;
    /* OpenEdition Callable Services */
    /* @DVC*/

```



```

void * _PTR32 _v_vopptr[400]; /* @DVC*/
};
struct _v_csrt { /* MVS Callable Services Table */
    char filler[0x18];
    struct _v_vopt * _PTR32 _v_csrtvopt; /* @DVC*/
};
struct _v_cvt { /* The CVT */
    char filler[0x220];
    struct _v_csrt * _PTR32 _v_cvtcsrt; /* @DVC*/
};
/*-----*/
/* Done packing structures for 64-bit compiles 3@DVA*/
/*-----*/
#ifdef _LP64
#pragma pack(reset)
#endif

/*-----*/
/* Interface Linkages */
/*-----*/
#if !defined(__XPLINK__) && !defined(_LP64) /*@P7A*/
#pragma linkage(V_REG, OS)
#pragma linkage(V_RPN, OS)
#pragma linkage(V_GET, OS)
#pragma linkage(V_REL, OS)
#pragma linkage(V_LOOKUP, OS)
#pragma linkage(V_RDWR, OS)
#pragma linkage(V_READDIR, OS)
#pragma linkage(V_READLINK, OS)
#pragma linkage(V_CREATE, OS)
#pragma linkage(V_MKDIR, OS)
#pragma linkage(V_SYMLINK, OS)
#pragma linkage(V_GETATTR, OS)
#pragma linkage(V_SETATTR, OS)
#pragma linkage(V_LINK, OS)
#pragma linkage(V_RMDIR, OS)
#pragma linkage(V_REMOVE, OS)
#pragma linkage(V_RENAME, OS)
#pragma linkage(V_FSTATFS, OS)
#pragma linkage(V_LOCKCTL, OS)
#pragma linkage(V_EXPORT, OS) /*@DCA*/
#pragma linkage(V_ACCESS, OS) /*@DDA*/
#pragma linkage(W_IOCTL, OS) /*@P2A*/
#pragma linkage(V_PATHCONF, OS) /*@DFA*/
#pragma linkage(V_OPEN, OS) /*@DUA*/
#pragma linkage(V_CLOSE, OS) /*@DUA*/
#pragma linkage(V_IOCTL, OS) /*@DWA*/
#else /* Linkage Versions for LP64 & XPLINK @P7A*/
#ifdef _LP64
#pragma linkage(V_REG, OS64_NOSTACK)
#pragma linkage(V_RPN, OS64_NOSTACK)
#pragma linkage(V_GET, OS64_NOSTACK)
#pragma linkage(V_REL, OS64_NOSTACK)
#pragma linkage(V_LOOKUP, OS64_NOSTACK)
#pragma linkage(V_RDWR, OS64_NOSTACK)
#pragma linkage(V_READDIR, OS64_NOSTACK)
#pragma linkage(V_READLINK, OS64_NOSTACK)
#pragma linkage(V_CREATE, OS64_NOSTACK)
#pragma linkage(V_MKDIR, OS64_NOSTACK)
#pragma linkage(V_SYMLINK, OS64_NOSTACK)
#pragma linkage(V_GETATTR, OS64_NOSTACK)
#pragma linkage(V_SETATTR, OS64_NOSTACK)
#pragma linkage(V_LINK, OS64_NOSTACK)
#pragma linkage(V_RMDIR, OS64_NOSTACK)
#pragma linkage(V_REMOVE, OS64_NOSTACK)
#pragma linkage(V_RENAME, OS64_NOSTACK)
#pragma linkage(V_FSTATFS, OS64_NOSTACK)
#pragma linkage(V_LOCKCTL, OS64_NOSTACK)
#pragma linkage(V_EXPORT, OS64_NOSTACK)
#pragma linkage(V_ACCESS, OS64_NOSTACK)
#pragma linkage(W_IOCTL, OS64_NOSTACK)
#pragma linkage(V_PATHCONF, OS64_NOSTACK)
#pragma linkage(V_OPEN, OS64_NOSTACK) /*@DUA*/
#pragma linkage(V_CLOSE, OS64_NOSTACK) /*@DUA*/
#pragma linkage(V_IOCTL, OS64_NOSTACK) /*@DWA*/
#else /* XPLINK */
#pragma linkage(V_REG, OS_UPSTACK)
#pragma linkage(V_RPN, OS_UPSTACK)
#pragma linkage(V_GET, OS_UPSTACK)
#pragma linkage(V_REL, OS_UPSTACK)
#pragma linkage(V_LOOKUP, OS_UPSTACK)
#pragma linkage(V_RDWR, OS_UPSTACK)

```

```

#pragma linkage(V_READDIR , OS_UPSTACK)
#pragma linkage(V_READLINK, OS_UPSTACK)
#pragma linkage(V_CREATE , OS_UPSTACK)
#pragma linkage(V_MKDIR   , OS_UPSTACK)
#pragma linkage(V_SYMLINK , OS_UPSTACK)
#pragma linkage(V_GETATTR , OS_UPSTACK)
#pragma linkage(V_SETATTR , OS_UPSTACK)
#pragma linkage(V_LINK    , OS_UPSTACK)
#pragma linkage(V_RMDIR   , OS_UPSTACK)
#pragma linkage(V_REMOVE  , OS_UPSTACK)
#pragma linkage(V_RENAME  , OS_UPSTACK)
#pragma linkage(V_FSTATFS , OS_UPSTACK)
#pragma linkage(V_LOCKCTL , OS_UPSTACK)
#pragma linkage(V_EXPORT  , OS_UPSTACK)
#pragma linkage(V_ACCESS  , OS_UPSTACK)
#pragma linkage(W_IOCTL   , OS_UPSTACK)
#pragma linkage(V_PATHCONF, OS_UPSTACK)
#pragma linkage(V_OPEN    , OS_UPSTACK) /*@DUA*/
#pragma linkage(V_CLOSE   , OS_UPSTACK) /*@DUA*/
#pragma linkage(V_IOCTL  , OS_UPSTACK) /*@DWA*/
#endif /*@P7A*/
#endif /*@P7A*/

/*-----*/
/* Macros to allow the calls by either the v_ or bpx1 names */
/*-----*/
#ifndef _BPXRTL_VFSI /*@P7A*/
#define bpx1vrg v_reg
#define bpx1vrp v_rpn
#define bpx1vgt v_get
#define bpx1vrl v_rel
#define bpx1vlk v_lookup
#define bpx1vrw v_rdwir
#define bpx1vrd v_readdir
#define bpx1vra v_readlink
#define bpx1vcr v_create
#define bpx1vmd v_mkdir
#define bpx1vsy v_symlink
#define bpx1vga v_getattr
#define bpx1vsa v_setattr
#define bpx1vln v_link
#define bpx1vre v_rmdir
#define bpx1vrn v_remove
#define bpx1vrn v_rename
#define bpx1vsf v_fstatfs
#define bpx1vlo v_lockctl
#define bpx1vex v_export /*@DCA*/
#define bpx1vac v_access /*@DDA*/
#define bpx1pio w_ioctl /*@P2A*/
#define bpx1vpc v_pathconf /*@P2A*/
#define bpx1vop v_open /*@DUA*/
#define bpx1vcl v_close /*@DUA*/
#define bpx1vio v_ioctl /*@DWA*/
#endif /*@P7A*/

#endif /* End of VFSI Structures */

```

BPXYPFSI

```

#ifndef __BPXYPFSI
#define __BPXYPFSI
/*****START OF SPECIFICATIONS*****/
*
*   $MAC (BPXYPFSI) COMP(SCPX4) PROD(FOM):
*
*01* MACRO NAME: BPXYPFSI
*
*01* DSECT NAME: N/A
*
*01* DESCRIPTIVE NAME: Physical File System Interface Definition for C
*
*02* ACRONYM: N/A
*
/*01* PROPRIETARY STATEMENT=
/*****PROPRIETARY_STATEMENT*****/
/*
/*
/*
/* LICENSED MATERIALS - PROPERTY OF IBM
/* 5650-ZOS COPYRIGHT IBM CORP. 1993, 2015

```

```

/*                                                                    */
/* STATUS= HBB77A0                                                    */
/*                                                                    */
/*****END_OF_PROPRIETARY_STATEMENT*****/
/*
*01* EXTERNAL CLASSIFICATION:  GUPI
*01* END OF EXTERNAL CLASSIFICATION:
*
*01* FUNCTION: Provide a C language header file for the PFS Interface.
*
*   Defines C structures for the control blocks and tokens that
*   are used by the vfs_ and vn_ operations.
*
*   Defines C prototypes for the PFS entry points
*   of the vfs_ and vn_ operations.
*
*   Defines C structures and prototypes for the osi_ services
*   and the macros used to implement the calling linkages.
*
*   Defines C structures and prototypes for the File Exporter Exit.
*
*   The definition of the following can be suppressed, see below.
*   Defines C functions for the following Kernel Extension services
*   bcopy() - copy data from source to destination
*   bzero() - zero out bytes starting at a destination
*
*   Defines C functions for the following internal services
*   _memmove() - copy characters from one data object to another
*                 with checks for data overlap. This is invoked
*                 from the bcopy() function
*
*   The following structures are defined here:
*
*   O_VNTOK - Output Vnode Token
*   WPTOK   - Wait/Post Token for osi_post
*   SELTOK  - Vn_select Token for osi_selpost
*   TOKSTR  - First Parameter of a Vnode or VFS Operation
*   OSI     - Operating System Information - Second Parameter
*   CRED    - Security Auditing Information - Third Parameter
*   PFSPARM - Text from PARM operand of FILESYSTYPE and MOUNT.
*   MTAB    - vfs_mount parameter
*   NETW    - vfs_network parameter
*   PFSI    - PFS Initialization Block and related structures,
*             including the vnode and vfs operations tables.
*   PFSNAME - Name of the PFS from TYPE operand of FILESYSTYPE.
*   OSIT    - Operating System Interface Table with related
*             structures, macros, and OSI function prototypes.
*   GXPL    - File Exporter Exit parameter structure
*   OTHDPRM - osi_thread parameter
*   OTHDCRCV- osi_thread called routine recovery block
*   OGCDPRM - osi_getcred input structure
*   BSIC    - vfs_batsel input array
*   vncanflags - vn_cancel input flags
*
*   The following structures are automatically included from BPXYVFSI:
*
*   GTOK    - General Eight Byte Token
*   FID     - File Identifier
*   CBHDR   - General Control Block Header
*   ATTR    - File Attribute Structure
*   UIO     - User I/O Structure
*   DIRENT  - Directory Entries for v_readdir/vn_readdir.
*   FSATTR  - File System Attributes of v_fstatfs/vfs_statfs
*
*   The following parts of the interface are defined in other
*   headers as specified:
*
*   open_flags      for vn_open, vn_rdwr, etc. are in fcntl.h,
*                   except for O_EXEC which is defined here.
*   access_intent    for vn_access is in unistd.h
*   unmount_options  for vfs_unmount are in stat.h
*   pathconf_option  for vn_pathconf is in unistd.h
*                   Except for PC_CASE and its return values @DHA
*                   which are defined in this header.         @DHA
*   signal           for osi_signal is in signal.h
*
*   socket structures are in the various standard headers as used
*                   by the sockets applications.
*
*   ioctl commands  for vn_ioctl are usually in ioctl.h.
*                   Those used with Common Inet for initialization

```

```

*          and route changes are also included here.
*
* The following symbols provide for replaceable features:
*
* _SOCKADDR - defines the socket address structure used in
*             the prototypes of the socket oriented vnode ops.
*
*             Default: #define _SOCKADDR char
*             Example: #define _SOCKADDR struct mysocketaddr
*
* _OSIT_PTR - defines the name of the variable or structure member
*             that holds the OSIT table address that was saved
*             during PFS initialization. This is used to call
*             the OSI services.
*
*             Default: #define _OSIT_PTR osit_ptr
*
*             Examples: There are two ways this can be used:
*
*             (1) Declare and set osit_ptr to the saved value:
*
*                 OSIT *osit_ptr;
*                 osit_ptr = saved_address;
*             or
*             (2) Change the #define for _OSIT_PTR:
*
*                 #undef _OSIT_PTR
*                 #define _OSIT_PTR saved_address
*
* _OSICALL - internal macro for invoking the OSI services.
*            This macro is not normally replaced, refer to
*            its definition for details on how it works.
*
* __ADDR64 - Controls definition of the ADDR64 data type.
*            ADDR64 is an 8-byte data type used to deal with
*            64-Bit user pointers. If __ADDR64 is #defined
*            then ADDR64 may be defined by the PFS else it will
*            be defined here based on _LP64.
*
* __FSPL - Exposes the Fast Socket Parameter List.
*          This requires inclusion of socket.h.
*
* Conditional Processing is controlled by the following symbol:
*
* _NO_PFS_KES - suppresses the Kernel Extension Services.
*              Default: Include the service definitions.
*              Example use: #define _NO_PFS_KES
*
*****
*01* METHOD OF ACCESS:
*
*02* C/370:
*
*       #include <string.h>
*       #include <bpxypsi.h>
*
*02* PL/X:
*
*       None
*
*02* ASM:
*
*       None
*
*01* DEPENDENCIES: Changes to the macros listed below must be reflected
*                  in the corresponding structures of this header.
*
*01* NOTES:
*
*       This header file is consistent with the following mappings:
*
*       BPXZBSIC
*       BPXYSEL
*       BPXZCJAR
*       BPXZGXPL
*       BPXZMTAB
*       BPXZNETW
*       BPXZOSI

```

```

*          BPXZOSIT
*          BPXZPFSI
*          BPXZTPRM
*          BPXZCPRM
*          BPXZVFSO
*          BPXZVNOP
*          BPXZFSPL
*          IRRPCRED
*
*01* COMPONENT: OpenMVS (SCPX4)
*
*01* DISTRIBUTION LIBRARY: AFOMHDR1
*
*
*****END OF SPECIFICATIONS*****

/*-----*/
/* Include the common data areas */
/*-----*/
#define __BPXYVFSI_Common_Only
#include <bpxyvfsi.h>
#undef __BPXYVFSI_Common_Only

/*-----*/
/* Pack structures for 64-bit compiles 3@E5A*/
/*-----*/
#ifdef _LP64
#pragma pack(1)
#endif

#pragma page()
/*-----*/
/* Opaque Tokens */
/*-----*/
typedef struct s_o_vntok { /* Output Vnode Token */
    char o_vntok[8];
} O_VNTOK ;

typedef struct s_wptok { /* Wait/Post Token for osi_post */
    char wptok[24];
} WPTOK ;

typedef struct s_seltok { /* vn_select Token for osi_selpost */
    char seltok[16];
} SELTOK ;

/*-----*/
/* TOKSTR - Token Structure (BPXZCJAR)*/
/* This is the first parameter on all Vnode/VFS Operations */
/*-----*/
typedef struct s_tokstr {
    CBHDR ts_hdr; /*++00 Id & Length */
    /* PFS's Tokens: */
    GTOK ts_init; /*++08 Init Token (Vnode & VFS) */
    GTOK ts_mount; /*++10 Mount Token (Vnode & VFS) */
    GTOK ts_file; /*++18 File Token (Vnode Only) */

    char ts_LFS[24]; /*++20 LFS specific fields */
    int ts_sysd1; /*++38 System Data 1 */
    int ts_sysd2; /*++3C System Data 2 */
} TOKSTR ;

/*-----*/
/* Constants for ts_sysd1 field */
/*-----*/
#define ts_unbind 1 /* Unbind from CInet @EIA*/
#define ts_bind2addrsel 2 /* bind2addrsel() @EIA*/

/*-----*/
/* 64-Bit User Buffer Address Considerations @POA*/
/*-----*/
/* An attempt is being made to accommodate C PFSes that are compiled
 * with LP64, those that are not, and those that aren't even compiled
 * with the 2.6 level of Language Extended (for long long).
 * A non-exploiting PFS mostly needs to be able to copy the 64-bit
 * u_buff64vaddr field and its own 31-bit buffer address into the
 * 64-bit fields of the copy64_struct.
 *
 * The PFS may typedef ADDR64 to an 8-byte data type of its own
 * choice and #define __ADDR64 to bypass the default typedef. */

```

```

#ifndef __ADDR64
#ifdef __LP64
typedef char * ADDR64;
#else
typedef struct {
    int    HW;
    char *LW;
} ADDR64;
#endif
#endif

/*-----*/
/* OSI - Operating System Information - Second Parameter (BPXZOSI) */
/*-----*/
typedef struct s_osi {
    CBHDR    osi_hdr;          /*+00 Id & Length          */

    char     * _PTR32 osi_ascb; /*+08 ASCB ptr(set by osi_wait)@E5C*/
    BPXL32   * _PTR32 osi_ecb; /*+0C ECB ptr(set by osi_wait)@E5C*/
    int      osi_pid;         /*+10 Caller's PID for osi_signal*/
    char     osi_lfs[8];      /*+14 LFS data             */
    /* SMF I/O Counts Set by PFS: */
    int      osi_diribc;      /*+1C Directory I/O block cnt */
    int      osi_readibc;     /*+20 Read I/O block cnt     */
    int      osi_writeibc;    /*+24 Write I/O block cnt    */
    /*+28 Read Bytes (double word) */
    int      osi_bytesrd_h;   /*+2C Read bytes (single wd) */
    int      osi_bytesrd;    /*+30 Write Bytes (double word)*/
    int      osi_byteswr_h;   /*+34 Written bytes (one wd) */
    int      osi_byteswr;
#ifdef __PFS64
    char     osi_lfs64rsvd1[4]; /*+38 LFS internal use      @EOA*/
#else
    char     * _PTR32 osi_fsp; /*+38 Opt ptr to output FSP @E5C*/
#endif
    int      osi_pfsid;       /*+3C PFS identifier        @D6A*/

#ifdef __PFS64
    char     osi_lfs64rsvd2[4]; /*+40 LFS internal use      @EOA*/
#else
    struct osirtoken /*+40 Ptr to Recovery Token */
    * _PTR32 osi_rtokptr;    /* @E5C*/
#endif
    /*+44 Flags */
    BIT      osi_LFSrsvd :2; /* Reserved by LFS          @PMA*/
    BIT      osi_extcaller :1; /* External Caller           @PMA*/
    BIT      osi_reserved :1; /* Reserved for LFS Use      @EOA*/
    BIT      osi_qnowait :1; /* No wait on quiesce        @EOA*/
    BIT      osi_proctrm :1; /* In process termination    @PKA*/
    BIT      osi_quiesce :1; /* On behalf of quiesce      @PKA*/
    BIT      osi_sharedread :1; /* Shared read               @DJC*/
    BIT      osi_asy1 :1; /* AsyncIO Part 1            @DGA*/
    BIT      osi_asy2 :1; /* AsyncIO Part 2            @DGA*/
    BIT      osi_ok2compimd :1; /* May Complete Immed        @DGA*/
    BIT      osi_compimd :1; /* Did Complete Immed        @DGA*/
    BIT      osi_timedwait :1; /* Timed Wait Requested      @DJC*/
    BIT      osi_usersync :1; /* sync requested by user    @DJC*/
    BIT      osi_remount :1; /* Call is for remount       @D9A*/
    BIT      osi_privileged :1; /* User is Privileged        @D9A*/

    short     osi_workarealen; /*+46 31bitWork Area Length */
    char     * _PTR32 osi_workarea; /*+48 31bitWork Area for PFS @E5C*/

#ifdef __PFS64
    char     osi_lfs64rsvd3[4]; /*+4C LFS internal use      @EOA*/
#else
    ATTR     * _PTR32 osi_attr; /*+4C Optional Ptr to Output Attr@E5C*/
#endif
    WPTOK     osi_token;      /*+50 Token for osi_post    */
    char     osi_rsvd2[8];    /*+68 reserved for LFS      @P7C*/
    GTOK      osi_asytok;     /*+70 AsyncIO LFS/PFS Token @DGA*/
    char     osi_rsvd3[4];    /*+78 reserved for LFS      @P7C*/
    char     * _PTR32 osi_xmib; /*+7C Ptr to XMIB           @E5C*/
    /*+80 Original End of OSI */
    /*+80 Flags2 */
    BIT      osi_vfsexcl :1; /* VFS Latch is held EXCL   @PMA*/
    BIT      osi_onktask :1; /* Running on Kernel Task    @PMA*/
    BIT      :6; /* Reserved, see BPXZOSI    @E5C*/

```

```

BIT      osi_commbuff      :1; /* Buffers in Common @DWA*/
BIT      osi_fsmoving      :1; /* File System is moving @EOA*/
BIT      osi_notsigreg     :1; /* osi_notsigreg @E5C*/
BIT      osi_indirect64    :1; /* Buffer address is a pointer
                                to a 64-bit buffer address
                                for uio_move @E5A*/

BIT      :4; /* Reserved, see BPXZOSI @EOC*/
char      osi_rsvd4[6]; /***82 unused yet @PMA*/
ADDR64    osi_uaiocb64; /***88 User's Aiocb Addr @DWA*/
int       osi_LFSrsvd5; /***90 reserved for LFS @PMA*/
char      osi_rsvd5[4]; /***94 unused yet @PMA*/
union {
    char osi_OpenToken[8]; /***98 Open Token @E7A*/
    struct {
        BIT osi_OT; /* Basic token @E7A*/
        BIT osi_OTStateless :1; /* Stateless vn_open @E7A*/
        char osi_OTRsvd[3]; /***90 reserved for LFS @E7A*/
        char osi_OTSysid; /* Remote open's sysid @E7A*/
    } osi_OTStruct; /***98 Open Token @E7A*/
    FID osi_OTok; /* Dual word format @E7A*/
} osi_OT; /***98 Open Token @E7A*/

char      osi_lfs2[4]; /***A0 LFS data @ENC*/
char      osi_rsvd6[28]; /***A4 Available for expansion@EMC*/
/***C0 End of Ver3 OSI ----- @EOA*/

#if defined(__PFS64) && defined(_LP64) /***EOA*/
/* --64bit PFS in amode64-- @EOA*/
/***C0 Opt ptr to output FSP @EOA*/
char * osi_fsp;
struct osirtoken * osi_rtokptr;
/***C8 Ptr to Recovery Token @EOA*/
ATTR * osi_attr; /***D0 Optional Ptr to Output Attr @EOA*/
char * osi_workarea64; /***D8 64bit Work Area for PFS@EOA*/
short osi_workarealen64; /***E0 Work Area Length @EOA*/
#else
/* --31bit PFS or amode31-- @EOA*/
/***C0 undefined @EOA*/
char osi_undefined[34];
#endif
char osi_rsvd7[46]; /***E2 available @EOA*/
/***110 End of OSI @PFA*/

} OSI ;

#define osi_opentoken osi_OT.osi_OpenToken /*5@E7A*/
#define osi_otstateless osi_OT.osi_OTStruct.osi_OTStateless
#define osi_otsysid osi_OT.osi_OTStruct.osi_OTSysid
#define osi_otint0 osi_OT.osi_OTok.fid[0]
#define osi_otint1 osi_OT.osi_OTok.fid[1]

#define osi_uaiocb osi_uaiocb64.LW /* User's Aiocb Addr @DWA*/

/*-----*/
/* PFS Recovery Token */
/* Set and Cleared by the PFS during a VNODE/VFS operation. */
/* If this is non-zero when an abend in the PFS is percolated */
/* to the LFS's ESTAE the PFS will be invoked for */
/* VN_RECOVERY to clean up its resources. @D5A*/
/* If this is non-zero during user EOM processing the */
/* PFS will be invoked for VFS_RECOVERY to clean up */
/* whatever was recorded with the token. */
/*-----*/
/* Use 16-byte osirtoken for 64-bit PFS */
/* Use 8-byte osirtoken for 31-bit PFS */
#if defined(__PFS64) && defined(_LP64) /* 64 bit PFS @EOC@EMA*/
struct osirtoken {
    void * osirt_ptr[2]; /* 64-bit ptrs @EMA*/
};
#else /* 31 bit PFS @EOC@EMA*/
struct osirtoken {
    void * _PTR32 osirt_ptr[2]; /* 31-bit ptrs @E5C*/
};
#endif /***EMA*/

/* Extended recovery token area passed to vn_recovery @PCA*/
#if defined(__PFS64) && defined(_LP64) /* 64 bit PFS @EOC@EMA*/
struct osirtokenx {
    struct osirtoken osirtx_rtoken; /* Orig osirtoken @EMA*/
    char osirtx_rsv[8]; /* Reserved @ENC*/
    void * _PTR32 osirtx_sdwa; /* Ptr to SDWA or 0 @EMA*/
    char osirtx_rsv1[4];
    struct vnrcvydumplist * osirtx_dumplist; /* 64bit @EOC*/
};
#else /* 31 bit PFS @EOC@EMA*/
struct osirtokenx {

```

```

        struct osirtoken  osirtx_rtoken; /* Original osirtoken */
        char             osirtx_rsv[16]; /* Reserved */
        void * _PTR32 osirtx_sdwa; /* Ptr to SDWA or 0 @E5C*/
        struct vnrcvydumplist * _PTR32 osirtx_dumplist; /*@E5C*/
        char             osirtx_rsv2[8]; /*@EOA*/
        /*@PCA*/
    };
#endif
    /* The fourth parameter to vn_recovery may be considered
       as either osirtoken or osirtokenx. For migration
       purposes the prototype is not being changed. @PCA*/

#ifdef defined(__PFS64) && defined(_LP64) /* 64-bit PFS @EOA*/
    /* vn_recovery output dumplist for 64-bit PFS @EOA*/
    struct vnrcvydumplist { /*@EOA*/
        int vnrcvydumpcount; /*@EOA*/
        char vnrcvy_rsvd[4]; /*@EOA*/
        struct vnrcvydumparea { /*@EOA*/
            char vnrcvydumpstoken[8]; /*@EOA*/
            void * vnrcvydumpaddr; /* 64bit @EOA*/
            int vnrcvydumplength; /*@EOA*/
            BIT vnrcvydumpsumm :1; /*@EOA*/
            BIT :31; /*@EOA*/
        } vnrcvydumpareas[1]; /*@EOA*/
    }; /*@EOA*/
#else /* 31-bit PFS @EOA*/
    /* vn_recovery output dumplist for 31-bit PFS @EOC*/
    struct vnrcvydumplist { /*@PKA*/
        int vnrcvydumpcount; /*@PKA*/
        struct vnrcvydumparea { /*@PKA*/
            char vnrcvydumpstoken[8]; /*@PKA*/
            void * _PTR32 vnrcvydumpaddr; /*@E5C*/
            int vnrcvydumplength; /*@PKA*/
            BIT vnrcvydumpsumm :1; /*@PKA*/
            BIT :31; /*@PKA*/
        } vnrcvydumpareas[1]; /*@PKA*/
    }; /*@PKA*/
#endif /*@EOA*/

/*-----*/
/* vn_recovery retval flags */
/*-----*/
#define VNR_RETERRNO 1 /* Return -1 with retcode and rsncode */
#define VNR_RETSUCCESS 2 /* Return retcode as retval to user */
#define VNR_NODUMP 4 /* Suppress the SDUMP for this abend */

/*-----*/
/* CRED - Security Auditing Information - Third Parameter (IRRPCRED)*/
/* This parameter is generally just passed to SAF. */
/* Refer to SAF documentation for details on security */
/* related interfaces and structures. */
/*-----*/
/* length, alet, ptr set used by CREDACLINFO 6@DSA*/
typedef struct s_credacl {
    int len; /* cred_aclinfo[].len */
    int alet; /* cred_aclinfo[].alet */
    int rsv;
    int ptr; /* cred_aclinfo[].ptr */
} CREDACL;

/* aclinfo area pointed to from cred 3@DSA*/
typedef struct s_credaclinfo {
    CREDACL cred_aclinfo[5];
} CREDACLINFO;

/* constants used to access an aclinfo slot for an acl type 6@DSA*/
#define CREDACCESSACL 0
#define CREDFMODELACL 1
#define CREDDMODELACL 2
#define CREDPFMODELACL 3
#define CREDDPDMODELACL 4

/* Constants for cred_utype: */
#define CRED_UREGULAR 1 /* Regular User */
#define CRED_USYSTEM 2 /* System User, like a superuser */

/* Constants for cred_function: */
#define AFC_ACCESS 1 /* Use Real UID/GID on checks */

typedef struct s_cred {
    CBHDR cred_hdr; /*+00 Id & Length */

```



```

char    cred_ver;           /*+08 Version                */
char    cred_utype;         /*+09 User Type              */
short   cred_function;      /*+0A User Function          */
char    rsv4;               /*+0C Reserved               @DYA*/
BIT     cred_rsv_bit8 :1;   /*+0D reserved bit #8       @DYC*/
BIT     cred_seclactive :1; /* seclabel class active    @DYA*/
BIT     cred_SeclRequired :1; /* mlfsobj option active    @DZA*/
BIT     :5;                 /* reserved bits            @DZC*/
char    cred_info[50];      /*+0E Security Audit Info   @DYC*/
int     rsv1;               /*+40                        6@DSA*/
int     cred_aclalet;       /*+44                        */
int     rsv2;               /*+48                        */
void * _PTR32 cred_aclptr;   /*+4C points to an ACL for access @E5C*/

#define cred_aclinfo_ptr cred_aclptr /* for makefsp and setfacl*/
char    cred_seclabel[8];   /*+50 security label        @DYA*/
void * _PTR32 cred_aceptr;   /*+58 ACEE for SRB requests @E5C*/
char    cred_ROSeclabel[8]; /*+5C Seclabel for RO Files @DYA*/
char    rsv5[28];           /*+64                        */
} CRED ;

#pragma page()
/*-----*/
/* PFSPARM - Text from PARM operand of FILESYSTYPE and MOUNT. */
/*-----*/
/* The parmtext field is of variable length, from 0 to 1024 bytes, */
/* with the actual length passed in the parmlen field. */
/*-----*/
typedef struct s_pfsparm {
    unsigned short parmlen; /* Length of the text @EQC*/
    char parmtext[1024];    /* Text, not null terminated */
} PFSPARM ;

/*-----*/
/* MTAB - vfs_mount parameter (BPXZMTAB) */
/*-----*/
/* This structure passes to the PFS the parameters that were */
/* specified on a ROOT or MOUNT command and provides for the */
/* exchange of information between the LFS and PFS. */
/*-----*/
/* The PFS is expected to set the fields marked with an S, */
/* if appropriate. */
/*-----*/
typedef char mt_aggrname[45]; /* Aggregate Name @DUA*/

typedef struct s_mtab {
    CBHDR mt_hdr; /* +00 Id & Length */
    int rsvd1; /* +08 Reserved */
    char mt_filesys[44]; /* +0C Name of the file system */
    char mt_ddname[8]; /* +S+38 DD name of the file system if mt_filesys is an MVS DSN */
    char mt_filesystype[8]; /* +40 Type name of the PFS that owns this file system. */
    /* +48 Mount mode for this file sys */
    BIT mt_readonly :1; /* Read only specified */
    BIT mt_readwrite :1; /* Read/Write specified */
    BIT mt_nosuid :1; /* no setuid @DBA*/
    BIT mt_nosec :1; /* no security @DNA*/
    BIT mt_noauto :1; /* no automove @DPA*/
    BIT mt_aunmount :1; /* Unmount during recovery @DTA*/
    BIT :2; /* Reserved @DTC @DPC*/
    /* +49 Lfs specific flags */
    BIT mt_internalcall :1; /* Mount from an internal module - no authority check is needed. */
    BIT mt_nowait :1; /*S If requests are made of this file system while it is quiesced, don't wait for the unquiesce, give error rc. */
    BIT mt_remount :1; /* mount is a remount @DCA*/
    BIT :5; /* Reserved @DCC*/
    short mt_syncinterval; /* +S+4A Interval to use for sync */

#ifdef __PFS64
    char mt_lfs64rsvd1[4]; /* --64 bit PFS-- @EOA*/
    int mt_ccsid; /* +4C LFS internal use @EOA*/
    /* +50 TAG Ccsid value @DRC*/
    /* Mount Point: (for info only) */
    char mt_lfs64rsvd2[4]; /* +54 LFS internal use @EOA*/
#else
    /* --31 bit PFS-- @EOA*/
    PFSPARM * _PTR32 mt_parmaddr; /* +4C Address of PARM specified */
#endif
}

```

```

                                on MOUNT or ROOT.      @E5C*/
int      mt_ccsid;              /* +50 TAG Ccsid value      @DRC*/
                                /* Mount Point: (for info only)*/
char      * _PTR32 mt_mountptaddr; /* +54 Address of the pathname @E5C*/
#endif                          /*@EOA*/

int      mt_pathlen;           /* +58 Length of the pathname */
                                /* */
int      mt_stdev;             /* +5C The unique ID assigned to
                                this filesystem. This value
                                must be returned in at_dev. */
                                /* +60 Pathconf values for File Sys*/
int      mt_linkmax;           /*S+60 PFS: link_max */
int      mt_namemax;           /*S+64 LFS & PFS: name_max */
                                /* +68 Pathconf flags */
BIT      mt_notrunc :1;        /*S LFS & PFS: posix_No_trunc */
BIT      mt_chownrstd :1;       /*S Security: chown restricted*/
BIT      mt_caseinsensitive :1; /*S 0=sensitive,1=not @DHA*/
BIT      mt_casenonpreserving :1; /*S 0=perserving,1=not @DHA*/
BIT      :4;                  /* Reserved */
char      rsvd3[3];            /* +69 Reserved @DRC*/
BIT      mt_nullFS :1;         /* Null value for FILESYSTEM @DRC*/
BIT      mt_nullMP :1;         /* Null value for MOUNTPOINT @DRC*/
BIT      mt_TagText :1;        /* TAG TEXT value. Auto conversion */
                                /* is allowed for every untagged */
                                /* file & mt_ccsid is the implicit */
                                /* charset id. When off, auto */
                                /* conversion is precluded. @DRC*/
BIT      :13;                 /* Reserved @DRA*/
                                /* +6E PFS communication flags */
BIT      mt_asynchmount :1;    /*S Asynchronous mount in
                                progress.
                                - Set by PFS to indicate
                                  to LFS that mount will
                                  complete asynchronously
                                - Set by LFS to indicate
                                  to PFS that this call
                                  is to complete an
                                  asynchronous mount @DCC*/
BIT      mt_synchonly :1;      /* Mount must be completed
                                synchronously. That is,
                                vfs_mount must not return
                                +1 @D7A*/
BIT      mt_noclient :1;       /*S Mount must not be completed
                                by establishing a client -
                                server relationship with
                                owning system. Set by PFS
                                @01C*/
BIT      mt_ininit :1;         /* Set by the LFS to allow PFS
                                to know mount was done
                                during initialization @PAA*/
BIT      mt_nevermove :1;      /*S Sysplex environment only:
                                file system cannot be moved
                                to another system @DPA*/
BIT      mt_secac1 :1;         /*S Security product supports
                                ACLS. @DSA*/

BIT      mt_aggattachrw :1;    /*S Agg is attached R/W @DUA*/
BIT      mt_agghfscmp :1;     /*S Agg is HFS Compatible @DUA*/
BIT      :3;                  /* Reserved for HFS @04C @03A*/
BIT      mt_catchup :1;        /* Mount catchup @PQA*/
BIT      mt_deadsystakeover :1; /* mount is for deadsys @PSA*/
BIT      mt_bh :1;            /* blackhole mount @PSA*/
BIT      mt_restart :1;        /* mount for recycle must
                                be asynchronous @EAA*/
BIT      mt_nolocking :1;      /* Locking not supported @04C@EBC*/
char      rsvd4[8];            /* Reserved @DPA*/
char      mt_sysname[8];       /* system to be mounted
                                on @DPA*/
                                /* +80 End of Ver1 Mtab ----- @DUA*/
char      rsvd5[14];           /* @DUA*/
BIT      mt_disablella :1;     /* +8E Disable LLA @06A*/
BIT      mt_rwmntclient :1;    /* Mount as client if R/W @06A*/
BIT      mt_samemode :1;       /* samemode remount @06A*/
BIT      mt_osictl :1;         /* osi_ctl @ESA*/
BIT      mt_noblkinode3 :1;     /* ok to create fid=3 node @EWA*/
BIT      mt_migtargt :1;       /* migration target @EYA*/
BIT      :10;                 /* Reserved EYC@EWC*/
char      rsvd6[16];           /* @06A*/
#ifdef __PFS64
char      mt_lfs64rsvd3[4];    /* +A0 LFS internal use @EOA*/

```

```

#else                                     /* --31 bit PFS-- @EOA*/
mt_aggrname * _PTR32 mt_aggrnameptr; /*A0 Ptr to AggName Area @E5C*/
#endif                                  /*@EOA*/
char      rsvd7[12];                    /*@DUA*/
/*B0 End of Ver2 Mtab ----- @DUA*/
/* owner version and protocol are passed to the PFS on vfs_mount*/
char      mt_owrverson;                 /*B0 owner version @PRA*/
char      mt_owrversonprotocol;         /*B1 owner protocol @PRA*/
char      rsvd8[6];                     /*B2 available @EOC*/

#if defined(_PFS64) && defined(_LP64) /* 64-bit PFS in am64 @EOA*/
char      mt_lfs64rsvd4[16];/*B8 LFS internal use @EOA*/
PFSPARM   * mt_parmaddr; /*C8 Address of PARM specified @EOA*/
/* on MOUNT or ROOT. @EOA*/
char      * mt_mountptaddr; /*D0 Address of the pathname @EOA*/
mt_aggrname * mt_aggrnameptr; /*D8 Ptr to AggName Area @EOA*/
#else
char      mt_undefined[40]; /*B8 undefined @EOA*/
#endif
char      mt_migtok; /*E0 migration token @E5C*/
char      rsvd9[8]; /*E8 reserved for expansion @EWC*/
/*F0 End of Mtab ----- */
} MTAB ;

/*-----*/
/* NETW - vfs_network parameter (BPXZNETW)*/
/*
/* This structure passes to the PFS the parameters that were
/* specified on a NETWORK command and provides for the
/* exchange of information between the LFS and PFS.
/*
/* The PFS is expected to set the fields marked with an S.
/*
/*-----*/
typedef struct s_netw {
CBHDR     nt_hdr; /* +00 ID & Length */
int       rsvd1; /* +08 Reserved */
int       nt_domnum; /* +0C Numeric value of the domain */
char      nt_domname[16]; /* +10 Name of the domain */
char      nt_type[8]; /* +20 Filesystem type of the PFS */
int       nt_maxsockets; /* +28 Max number sockets */
int       nt_stdev; /* +2C The unique ID assigned to
/* this filesystem. This value
/* must be returned in at_dev. */
/* +30 Parser Flags:
BIT      nt_havename :1; /* DOMAINNAME given
BIT      nt_havenum :1; /* DOMAINNUMBER given
BIT      nt_havesock :1; /* MAXSOCKETS given
BIT      nt_havetype :1; /* TYPE given
BIT      :4;
BIT      nt_invaname :1; /* DOMAINNAME invalid
BIT      nt_invanum :1; /* DOMAINNUMBER invalid
BIT      nt_invasock :1; /* MAXSOCKETS invalid
BIT      nt_invatype :1; /* TYPE invalid
BIT      :4;
/* +32 Flags:
BIT      nt_localremote :1; /*S 0=Local, 1=Remote
BIT      nt_commoninet :1; /*S running under Cinet @PGA*/
BIT      :6;
char      rsvd2[1]; /* +33 Reserved
short     nt_iaaport; /* +34 Starting Reserved Port @PGA*/
short     nt_iaacount; /* +36 Number of Reserved Ports @PGA*/
char      nt_parmmem[8]; /* +38 Parmlib Member name @PGA*/
/* +40 */
} NETW ;

/* nt_localremote values
#define NETW_LOCAL 0 /* Local (intra-system) socket */
#define NETW_REMOTE 1 /* Remote (network) socket */

/*-----*/
/* 0_EXEC flag for the open_flags parameter of vn_open (BPXYOPNF)*/
/*-----*/
#define O_EXEC 0x00800000 /* Do Open Access check for Exec */
#ifndef O_DENYRD
#define O_DENYRD 0x00020000 /* v_open (deny_read) @E4A*/
#endif
#ifndef O_DENYWRT
#define O_DENYWRT 0x00010000 /* v_open (deny_write) @E4A*/
#endif

```

```

/*-----*/
/* _SOCKADDR Dummy Value (BPXYSOCK)*/
/*-----*/
#ifndef _SOCKADDR /* This macro can be externally set @PIM*/
#define _SOCKADDR char /* to the desired sockaddr struct. @PIM*/
#endif /*@PIM*/

/*-----*/
/* Select Parameters - vn_select and vfs_batsel (BPXYSEL)*/
/*-----*/

/* sel_function values */

#define SEL_QUERY 1 /* SELECT Query */
#define SEL_CANCEL 2 /* SELECT Cancel */
#define SEL_BATSELQ 3 /* BATCH-SELECT Query */
#define SEL_BATSELC 4 /* BATCH-SELECT Cancel */
#define SEL_POLLQUERY 5 /* POLL Query @P9A*/
#define SEL_BATPOLLQ 6 /* BATCH-POLL Query @P9A*/
#define SEL_BATPOLLC 7 /* BATCH-POLL Cancel @P9A*/
#define SEL_POLLCANCEL 8 /* POLL Cancel @P9A*/

/* sel_options values */

#define SEL_READ 0x40000000 /* Read */
#define SEL_WRITE 0x20000000 /* Write */
#define SEL_XCEPT 0x10000000 /* Exception */

/* Batch Select Interface Control (BSIC) Block (BPXZBSIC)*/

typedef struct s_bsicent { /* Individual Entry: */
    int bs_request; /* Status Request */
    int bs_response; /* Status Response */
    GTOK bs_file; /* File Token, same as ts_file */
    char * _PTR32 bs_workptr; /* Work Area Ptr for use by PFS
                                @E5C*/
    SELTOK bs_seltok; /* Select Token for osi_selpost */
} BSICENT;

typedef struct s_bsic { /* Main structure with array: */
    char bsh_id[4]; /* Identifier */
    int bsh_fdcount; /* Number of bsh_ents (files) */
    char * _PTR32 bsh_workptr; /* Work Area Ptr for use by PFS
                                @E5C*/
    BSICENT bsh_ents[1]; /* Entry array (1 per fdcount) */
} BSIC ;

/*-----*/
/* Direction parameter for vn_sockopt @P8A*/
/*-----*/

#define GET_SOCKOPT 1 /* Get socket options @P8A*/
#define SET_SOCKOPT 2 /* Set socket options @P8A*/
#define SET_IBMSOCKOPT 3 /* SetIBMSockopt options @PDA*/

/*-----*/
/* vn_sockopt(SET_IBMSOCKOPT) Options (BPXYSOCK)*/
/*-----*/
#define SOCK_SO_BULKMODE 0x8000 /*@DKA,@DMC*/
#define SOCK_SO_IGNOREINCOMINGPUSH 1 /*@DKA,@DMC*/
#define SOCK_SO_NONBLOCKLOCAL 0x8001 /*@DKA,@DMC*/
#define SOCK_SO_IGNORESOURCEVIPA 2 /*@DKA,@DMC*/
#define SOCK_SO_OPTMSS 0x8003 /*@DKA,@DMC*/
#define SOCK_SO_OPTACK 0x8004 /*@DKA,@DMC*/

/*-----*/
/* vn_getname Name_type values @PHA*/
/*-----*/
#define gnm_getpeername 1 /*@PHA*/
#define gnm_getsockname 2 /*@PHA*/

/*-----*/
/* vn_cancel Flags @DGA*/
/*-----*/
struct vncanflags { /* vn_cancel flags @DGA*/
    BIT :8; /* Reserved */
    BIT :23; /* Also reserved */
    BIT vncanforce :1; /* Forced Cancel @DGA*/
} ;

```

```

/*-----*/
/* PathConf Extensions - vn_pathconf (BPXYPCF)*/
/*-----*/
#define PC_CASE 100 /* pathconf_option value @DHA*/

#define CASE_INSENSITIVE 2 /* Ret if not sensitive @DHA*/
#define CASE_NONPRESERVING 1 /* Ret if not preserving @DHA*/

/*-----*/
/* Accept_and_Receive structure - vn_anr (BPXZOSI)*/
/*-----*/
struct anr_struct { /*@PHA*/
    int remote_sockaddr_length;

#ifdef __PFS64
    char anr_lfs64rsvd1[4]; /* --64 bit PFS-- @EOA*/
    /* LFS internal use @EOA*/
#else
    _SOCKADDR * _PTR32 remote_sockaddr_ptr; /* --31 bit PFS-- @EOA*/
#endif
    /*@EOA*/

    int local_sockaddr_length;

#ifdef __PFS64
    char anr_lfs64rsvd2[4]; /* --64 bit PFS-- @EOA*/
    /* LFS internal use @EOA*/
#else
    _SOCKADDR * _PTR32 local_sockaddr_ptr; /* --31 bit PFS-- @EOA*/
#endif
    /*@EOA*/

    int msg_flags;
    int anr_length; /* len of anr_struct @EOA*/

#ifdef __PFS64 && defined(_LP64) /* 64bit PFS in AM64 @EOA*/
    _SOCKADDR *remote_sockaddr_ptr; /* 64bit ptr @EOA*/
    _SOCKADDR *local_sockaddr_ptr; /* 64bit ptr @EOA*/
#else
    char anr_undefined[16]; /* 31bit PFS or AM31 @EOA*/
#endif
    /*@EOA*/
} ; /*@PHA*/

/*-----*/
/* 64-Bit Versions of the Iovec and MsgHdr (BPXYMSGH & BPXYIOV)*/
/*-----*/

struct iov64 { /*@POA*/
    ADDR64 iov64_base; /* 64-Bit Ptr */
    int iov64_lenh; /* Required to be Zero */
    signed int iov64_len; /* Length, < 2G */
};

struct msg64hdr { /*@POA*/
    ADDR64 msg64_name; /* 64-Bit sockaddr ptr */
    ADDR64 msg64_iov; /* 64-Bit iov ptr */
    ADDR64 msg64_control; /* 64-Bit ancillary ptr */
    int msg64_flags; /* MSG_flags */
    int msg64_namelen; /* 31-Bit sockaddr length */
    int msg64_iovlen; /* 31-Bit number of iovecs */
    int msg64_controllen; /* 31-Bit ancillary len */
};

/*-----*/
/* Fast Sockets Parameter List - VN_FSR/FSRF/FSRM (BPXZFSPL)*/
/*-----*/
#ifdef __FSPL
struct fs_sr { /* FSP1 - vn_fsr @POA*/
    /***30*/
    int sr_ibufflen; /* buffer length */
    int sr_ibufferalet; /* buffer alet */
    int sr_iflags; /* flags */
    char * _PTR32 sr_ibufferptr; /* 31-bit ptr @E5C*/
    /***40*/
    ADDR64 sr_ibufferptr64; /* 64-bit buff ptr */
} ;

struct fs_srf { /* FSP2 - vn_fsrf @POA*/
    /***30*/
    int srf_ibufflen; /* buffer length */
    int srf_ibufferalet; /* buffer alet */
    int srf_iflags; /* flags */
    int srf_isockaddrlen; /* sockaddr length */
}

```

```

#if defined(__PFS64) && defined(_LP64) /* --64 bit PFS-- @EOA*/
    /**+40*/
    char    srf_lfs64rsvd[4];          /* LFS internal use @EOA*/
    char * _PTR32 srf_ibufferptr;      /* ptr to buffer @EOA*/
    ADDR64  srf_ibufferptr64;          /* 64-bit buff ptr @EOA*/
    char *  srf_isockaddrptr;          /* ptr to sockaddr 64-bit
                                     in primary @EOA*/
#else                                  /* --31 bit PFS-- @EOA*/
    /**+40*/
    char * _PTR32 srf_isockaddrptr;    /* ptr to sockaddr in pri
                                     @E5C*/
    char * _PTR32 srf_ibufferptr;      /* ptr to buffer @E5C*/
    ADDR64  srf_ibufferptr64;          /* 64-bit buff ptr */
    char    srf_undefined[8];          /* undefined @EOA*/
#endif                                /*@EOA*/
} ;

struct fs_srm {                       /* FSP3 - vn_fsrm @POA*/
    /**+30*/
    int    srm_iflags;                 /* flags */
    int    srm_iiovalet;               /* iov structure alet */
    int    srm_iiovbufalet;            /* alet for iov buffers */
    union {
        struct msghdr srm_imsghdr;    /* 31-bit msghdr */
        struct { int    rsvd;
        struct msg64hdr srm_imsghdr64; /* 64-bit msghdr */
        } srm_imsghdr64u;
        } srm_imsgh;
    } ;

struct s_fspl {                       /*@POA*/
    CBHDR    fs_hdr;                   /* ID & Length */
    char     rsvd1[3];                 /* Reserved */
    /**+10*/
    BIT      fs_key :4;                /* user's key */
    BIT      fs_addr64 :1;             /* 64-bit buffer addr */
    BIT      :1;                       /* */
    BIT      fs_shutd :1;              /* send & shutdown (msg_eof) */
    BIT      fs_rwind :1;              /* 0=read, 1=write */
    CRED * _PTR32 fs_cred;              /* ptr to cred @E5C*/
    /**+10*/
    GTOK     fs_pfstok;                /* pfs token from vnode (ts_file)*/
    int      fs_openflgs;               /* open flags */
#ifdef __PFS64
    char     fs_lfs64rsvd[4];          /* --64 bit PFS-- @EOA*/
    /**+1C LFS internal use @EOA*/
#else
    /**+1C ptr to osi, 31-bit @E5C*/
    OSI * _PTR32 fs_osi;
#endif
    /**+20*/
    int      fs_rv;                    /* return value */
    int      fs_rc;                    /* return code (errno) */
    int      fs_rsn;                   /* reason code (errnojr) */
    int      fs_sockdes;               /* common socket descriptor */
    /**+30*/
    union {                             /* call specific parms */
        struct fs_sr fs_isr;
        struct fs_srf fs_isrfs;
        struct fs_srm fs_isrsm;
        } fs_parms;
    int      rsvd2;                    /* Adj to match BPXZFSP @EKA*/
    /**+6C*/
    int      fs_timeout;               /* Timeout in Milli-seconds @EKA*/
    /**+70*/
    char     fs_threadtoken[8];        /* LFS Thread Token @EKA*/
    /**+78*/
#ifdef __PFS64 && defined(_LP64) /* --64 bit PFS @EOA*/
    OSI * fs_osi;                    /* --64 bit PFS-- @EOA*/
#else
    /**+78*/
    char fs_undefined[8];
#endif
    /**+80*/
    char fs_rsvd[16];                 /* available for expansion @EOA*/
    /**+90*/
} ;

#endif

/*-----*/
/* Inactive buffer structure (IAB) - vfs_inactive (BPXZOSI) */
/*-----*/

```

```

typedef struct s_iabent { /* Individual Entry */
    char * _PTR32 iab_vnode; /* Vnode pointer @E5C*/
    char iab_pfs[8]; /* Pfs token */
    char * _PTR32 iab_server_vnode; /* Server's vnode ptr @E5C*/
    FID iab_fid; /* Fid for validation @PPA*/
    int iab_return_value; /* Return value */
} IABENT; /*@PLA*/
typedef struct s_iab { /* Main structure with array: */
    int iab_devno; /* Device number */
    IABENT iab_ents[1]; /* Entry array (1 per vnode) */
} IAB; /*@PLA*/

#ifndef SIOCSETRTTD
/*-----*/
/* Ioctl commands used during initialization of a PFS */
/* when using Common Inet @P8A*/
/* NOTE: Values of the form 000013xx can only be used */
/* with the w_ioctl() function, not with ioctl(). */
/*-----*/

#define SIOCSETRTD 0x8008C981 /* Set TD - Left bookend */
#define IOCC_TCCE 0x0000138e /* (5006) - Right bookend*/

/*-----*/
/* Ioctl commands used during normal processing of route */
/* changes when using Common Inet @P8A*/
/*-----*/

#define SIOCMSDELRT 0x0000138f /* (5007) - Delete Route */
#define SIOCMSADDRT 0x00001390 /* (5008) - Add Route */
#define SIOCMSSIFADDR 0x00001391 /* (5009) - Set Interface */
/* Address */
#define SIOCMSSIFFLAGS 0x00001392 /* (5010) - Set Interface */
/* Flags */
#define SIOCMSSIFDSTADDR 0x00001393 /* (5011) - Set pt-to-pt */
/* interface address*/
#define SIOCMSSIFBRDADDR 0x00001394 /* (5012) - Set broadcast */
/* Address */
#define SIOCMSSIFNETMASK 0x00001395 /* (5013) - Set Interface */
/* Network Mask */
#define SIOCMSSIFMETRIC 0x00001396 /* (5014) - Set Interface */
/* Routing Metric*/
#define SIOCMSRBRRTABLE 0x00001397 /* (5015) - Rebuild Routing */
/* Table */
#define SIOCMSMETRIC1RT 0x00001398 /* (5016) - Set Metric1 */
#define SIOCMSICMPREDIRECT 0x00001399 /* (5017) - ICMP Redirect*/
#endif

#pragma page()
/*****
/*
/* Physical File System Initialization Interface Structures
/*
/* These structures are used during the activation of a PFS.
/* The pfsinit routine is invoked with the following parameters:
/*
/* pfsinit(PFSI *P, PFSNAME *N, PFSPARM *M, void *V, OSIT *O)
/*
/* The variable names, P,N,M,V, and O are used in the examples.
*****/

/*-----*/
/* PFSI - PFS Initialization Block (BPXZPFSI)*/
/*
/* This structure is used to exchange information between
/* the LFS and PFS during initialization.
/*
/* The PFS is expected to set the fields marked with an S.
/*
/*-----*/
typedef struct s_pfsi {
    CBHDR pfsi_hdr; /* +00 ID and Length */
    short pfsi_ver; /* +08 Version number */
    char pfsi_rsvd1; /* +0A Reserved */
    char pfsi_tdindex; /* +0B Cinet Td Index passed to PFS @DVA*/
    GTOK pfsi_pfsanchor; /*S+0C The PFS init token that will be
/* passed to the PFS on all calls. */

    struct vfsotab
        * _PTR32 pfsi_vfso; /*S+14 Address of the VFS ops table @E5C*/
/* +18 Flags */
    BIT pfsi_ook :1; /* File system is running outside
/* the kernel */

```

```

BIT    pfsi_alone    :1;    /* File system is the only PFS in
                               this A.S. outside the kernel    */
BIT    pfsi_new      :1;    /* File system is being initialized
                               for the 1st time in this AS @P0C*/
BIT    pfsi_estaeexits :1; /* osi_thread called routine
                               permanent ESTAE supported    @DMA*/
BIT    pfsi_memcritical:1; /* LFS supports osi_memcritical
                               in this release                @Q2A*/
BIT    pfsi_sysplex :1;    /* USS started SYSPLEX(YES)         @E0A*/
BIT    pfsi_kernelready_supp :1; /* ot_kernelready supported @EEA*/
BIT    :1; /* Reserved                                       @E0C*/
/* +19 Flags2
BIT    pfsi_commbuff  :1; /*s Common Buffers Supported        @DWA*/
BIT    pfsi_modind    :1; /*s Module Indirection for all routine
                               addresses supplied            @E1A*/
BIT    pfsi_attrcreat :1; /*s Attr supported on create         @E2A*/
BIT    pfsi_stoppfs   :1; /*s Stop PFS is supported           @E3A*/
BIT    pfsi_sharesupported :1; /*s shares supported            @E4A*/
BIT    pfsi_opentokens :1; /*s Open context used.             @E7A*/
BIT    pfsi_concurrentmount :1; /*S on when PFS supports concurrent
                               mounts and unmounts.          @E8A*/
BIT    pfsi_amode64    :1; /*S PFS runs AMODE 64              @EKA*/
/* +1A Flags3
BIT    pfsi_osync      :1; /*S vn_open does fsync for O_SYNC @PMA*/
BIT    pfsi_srb        :1; /*S SRM Mode supported             @DGA*/
BIT    pfsi_asyio      :1; /*S Async I/O supported            @DGA*/
BIT    pfsi_rddplus    :1; /*S ReadDirPlus supported          @DHA*/
BIT    pfsi_64datoff   :1; /*S 64-Bit Real Page Supported     @PMA*/
BIT    pfsi_nolgfile   :1; /*S O_NOLARGEFILE size checking    @PMA*/
BIT    pfsi_addr64     :1; /*S 64-Bit User areas supported     @PMA*/
BIT    pfsi_ipv6       :1; /*S IPv6 Capable                   @DVA*/
/* +1B Flags4
BIT    pfsi_romntclient :1; /*S=1: Read-only mounts on other than
                               owner should be client
                               (i.e. served)
                               =0: Such mounts should be local
                               (i.e. file system is sysplex
                               aware) @PEC*/
BIT    pfsi_rwmntclient:1; /*S=1: Read-write mounts on other than
                               owner should be client
                               =0: Such mounts should be local
                               @DOC*/
BIT    pfsi_usethreads :1; /*S File system requests support for
                               the osi_thread function        @D7A*/
BIT    pfsi_disableLLA :1; /*S File system requests no lookup
                               look aside support             @D5A*/
BIT    pfsi_stayalone  :1; /*S File system requests no other PFS
                               be started in this A.S.        */
BIT    pfsi_immeddel   :1; /*S Removed files are deleted if, or
                               when, their open count is 0 @D6A*/
BIT    pfsi_cpfs       :1; /*S File system is written in C. Invoke
                               w/ a preinit. C environment    */
BIT    pfsi_datoffmove :1; /*S File system supports DATOFF move
                               for page read operations        */
struct vnoptab
* _PTR32 pfsi_vnop; /*S+1C Address of the Vnode ops tbl @E5C*/
int pfsi_tcbaddr; /* +20 Address of the TCB for this PFS */
BPXL32 pfsi_initcompecb; /* +24 ECB that the PFS posts when
                               initialization is complete. @E5C*/
char pfsi_pfstype; /*S+28 The type of the PFS */
/* +29 More PFS Input/Output FLAGS @EGA*/
BIT :8; /* +29 IN: Set by LFS as input @EGA*/
BIT pfsi_asyncIOANR:1; /* +2A OUT: AsyncIO for ANR supported
                               @EGA*/
BIT pfsi_rddcursor :1; /* OUT: PFS supports index to cursor
                               conversion for readdir @EJA*/
BIT :6; /* OUT: Set by PFS as output @EGA*/
BIT :8; /* +2B reserved @EGA*/
BPXL32 pfsi_pfsecb; /* +2C ECB that is posted when the Kernel
                               is terminating. The PFS should
                               be waiting on this ECB. @E5C*/
/* Pathconf() values as applicable: */
int pfsi_pipebuf; /*S+30 pipe_buf */
int pfsi_maxcanon; /*S+34 max_canon */
int pfsi_maxinput; /*S+38 max_input */
/* +3C Flags: */
BIT pfsi_chownrstd :1; /*S POSIX_Chown_restr */
BIT :7; /* Reserved */
char pfsi_rsvd3[2]; /* +3D Reserved */
char pfsi_vdisable; /*S+3F _posix_vdisable */

char * _PTR32 pfsi_restart; /* +40 Addr of Restart Option Byte@E5C*/

```



```

struct dmpinf
* _PTR32 pfsi_dumpptr;      /* +44 Address of Dump Information @E5C*/

char   pfsi_asname[8];      /* +48 Address Space Name of PFS   @D1A*/
char   pfsi_ep[8];          /* +50 Entry point attached during
                             initialization @D1A*/
int     pfsi_pfsid;          /* +58 Pfs Identifier              @P5A*/
struct ot_statflags
* _PTR32 pfsi_otstatptr;    /* +5C osi_thread status flags     @E5C*/
char   pfsi_rsvd4[8];        /* +60 Reserved                    @P5C*/
/*
/* Inserts for Dump Titles:
char   pfsi_compon[3];        /*S+68 This PFS's Component Prefix */
char   pfsi_compid[5];        /*S+6B This PFS's Component ID    */
char   pfsi_startname[8];     /* +70 Start name for PFS         @DAA*/
int     pfsi_pfspc;           /* +78 PfsPc Number, Colony Only  @PMA*/
char   pfsi_rsvd5[8];        /* +7C Reserved                   @E3A*/
char   pfsi_complow;          /* +84 low reason code value      @E3A*/
char   pfsi_comphigh;         /* +85 high reason code value     @E3A*/
char   pfsi_rsvd6[2];         /* +86 Reserved                   @E5C*/
char   pfsi_pooltoken[8];     /* +88 Storage token for this PFS @E5A*/
char   pfsi_rsvd7[16];        /* +90 Reserved                   @E5A*/

} PFSI ;

/*-----*/
/* pfsi_restart - Restart Option Values
/* Example usage: *(P->pfsi_restart) = RESTART_NONE;
/*-----*/
#define RESTART_WTOR      0      /* Prompt operator first */
#define RESTART_AUTO      1      /* Restart automatically */
#define RESTART_NONE      2      /* Do not restart this PFS */
#define RESTART_KILL      3      /* Terminate OMVS too */

#define RESTART_RCWTOR    4      /* Restart Colony and Prompt
                                operator for PFS restart @D1A*/
#define RESTART_RCAUTO    5      /* Restart Colony and
                                Automatic PFS restart @D1A*/
#define RESTART_RCNONE    6      /* Bring down Colony and
                                No PFS restart tried @D1A*/
#define RESTART_PFSCTL    7      /* Wait for pfsctl(Restart)
                                @PJA*/

/*-----*/
/* pfsi_pfstype - PFS Type Values
/* Example usage: P->pfsi_pfstype = MNT_FSTYPE_REMOTE;
/*-----*/
/* These are defined with the common structures in
/* BPXYVFSI as the constants starting with MNT_FSTYPE_ */

/*-----*/
/* pfsi_ver - Version Values
/*-----*/
#define PFSI_VER0      0      /* Initial Version */
#define PFSI_VER1      1      /* Second Version */
#define PFSI_VER2      2      /* Second Version + HOTC @D4A*/

/*-----*/
/* pfsi_otstatptr - pointer to status flags for the PFS @P5A*/
/*-----*/
struct ot_statflags {
    BIT   ot_available :1;    /* Thread services are available*/
    BIT   ot_kernelready :1;  /* Syscalls can be made @EEA*/
    BIT   :6;
} ;

/*-----*/
/* pfsi_vnop - VNODE Operations Table (BPXZVNOP)*/
/* This table is built by the PFS and returned to the LFS */
/*-----*/
#define VN_OPEN      0
#define VN_CLOSE     1
#define VN_RDWR      2
#define VN_IOCTL     3
#define VN_GETATTR   4
#define VN_SETATTR   5
#define VN_ACCESS     6
#define VN_LOOKUP     7
#define VN_CREATE     8
#define VN_REMOVE     9
#define VN_LINK      10
#define VN_RENAME    11
#define VN_MKDIR     12

```

```

#define VN_RMDIR          13
#define VN_READDIR        14
#define VN_SYMLINK        15
#define VN_READLINK      16
#define VN_FSYNC          17
#define VN_TRUNC          18
#define VN_INACTIVE       19
#define VN_AUDIT          20
#define VN_PATHCONF       21          /*@D5A*/
#define VN_RECOVERY       22          /*@D5A*/
#define VN_LOCKCTL        23
#define VN_CANCEL         24          /*@DGA*/
#define VN_SELECT         25
#define VN_ACCEPT         26
#define VN_BIND           27
#define VN_CONNECT        28
#define VN_GETNAME        29
#define VN_SOCKOPT        30
#define VN_LISTEN         31
#define VN_READWRITEV     32
#define VN_SNDRCV         33
#define VN_SNDTORCVFM     34
#define VN_SRMSG          35
#define VN_SHUTDOWN       37

#define VN_FSR            38          /*@DLA*/
#define VN_FSRF           39          /*@DLA*/
#define VN_FSRM           40          /*@DLA*/
#define VN_SRX            42          /*@DLA*/
#define VN_ANR            43          /*@DLA*/

#define MAX_VNOPS         44

typedef void VNOP_OP();          /* Generalized Vnode Op */
#pragma linkage(VNOP_OP, OS)     /* Is called with OS lnkg */

struct vnopstab {               /* The Vnode Op Table */
    CBHDR    vnop_hdr;

    VNOP_OP  * _PTR32 vnop_op[MAX_VNOPS];          /*@EKC*/
};

#define VNOP_ID    "VNOP"
#define VNOP_HDR   {{VNOP_ID}, sizeof(struct vnopstab)}

/* Example initialization of this table:
|      * Get storage, init hdr & zero out rest *
|      struct vnopstab pfstab = { VNOP_HDR };
|      * Set the address of each supported op *
|      pfstab.vnop_op[VN_OPEN]   = pfs_open;
|      pfstab.vnop_op[VN_CLOSE]  = pfs_close;
|      pfstab.vnop_op[VN_RDWR]   = pfs_rdwr;
|      . . . etc.
|      * Return the table address to the LFS *
|      P->pfsi_vnop = &pfstab;
*/

/*-----*/
/* pfsi_vfso - VFS Operations Table (BPXZVFSO)*/
/* This table is built by the PFS and returned to the LFS */
/*-----*/
#define VFS_MOUNT        0
#define VFS_UMOUNT       1
#define VFS_SYNC         2
#define VFS_INACT        3          /*@PPA*/
#define VFS_STATFS       4
#define VFS_VGET         6
#define VFS_RECOVERY     7
#define VFS_BATSEL       9
#define VFS_GETHOST     10
#define VFS_SOCKET       11
#define VFS_NETWORK      12
#define VFS_PFSCTL       13
#define MAX_VFSOPS       14

typedef void VFS_OP();          /* Generalized VFS Op */
#pragma linkage(VFS_OP, OS)     /* Is called with OS lnkg */

struct vfsostab {              /* The VFS Op Table */
    CBHDR    vfso_hdr;

```

```

        VFS_OP * _PTR32 vfso_op[MAX_VFSOPS];          /* @E5C*/
    };

    #define VFSO_ID "VFSO"
    #define VFSO_HDR {{VFSO_ID}, sizeof(struct vfso_hdr)}

    /*-----*/
    /* Dump Information - used by the PFS to add LFS address space */
    /* and data space areas to the dumps that are taken by the PFS.*/
    /*-----*/
    struct pfsi_dumpent { /* Individual Dump Area Entry: */
        char pfsi_dumpstoken[8]; /* Stoken of the space */
        int pfsi_dumpalet; /* Reserved @P8C*/
        int pfsi_dumpflag; /* Reserved @P8C*/
        char * _PTR32 pfsi_dumpstart; /* Starting address @E5C*/
        char * _PTR32 pfsi_dumpend; /* Ending address @E5C*/
    };

    struct dmpinf { /* Area pointed to by pfsi_dumpptr */
        int pfsi_dumpents; /* Number of Dump Area Entries */
        char pfsi_dumpid[4]; /* EBCDIC ID - FDUM @P8A*/
        char pfsi_rsvd7[8]; /* Reserved @P8C*/
        struct pfsi_dumpent /* Array of Dump Areas, actual */
        pfsi_dumpdata[16]; /* number of entries is in */
    }; /* pfsi_dumpents. */

    /*-----*/
    /* PFSNAME - Name of the PFS from TYPE operand of FILESYSTYPE. */
    /* This string is blank padded and not null terminated. */
    /*-----*/
    typedef struct s_pfsname {
        char pfsname[8]; /* PFS Type or Name */
    } PFSNAME;

    /*-----*/
    /* pfctl buffer header for reason code text */
    /*----- 12@E3A*/
    typedef struct pfstcl_et_hdr {
        short et_rqst; /* type of text requested pfstcl_et_xx */
        short rsvd;
        char et_reasoncd[4];
    };

    /*-----*/
    /* pfctl buffer header for PC_MODIFYPFS */
    /*-----*/
    typedef struct s_pc_modify {
        char pc_modeye[4]; /***00 EBCDIC ID - "MODP" */
        short pc_modlen; /***04 Length of pc_modify struct */
        short pc_modvers; /***06 Version number */
        int pc_modconsid; /***08 Console id */
        char pc_modcart[8]; /***0C Command And Response Token */
        int pc_modstringlen; /***14 length of modify string */
        char pc_modstring[120]; /***18 modify string */
    } PC_MODIFY; /* @ELA*/

    #define PC_MOD_ID "MODP" /* @ELA*/
    #define PC_MOD_V1 1 /* @ELA*/

    /*----- @ERA*/
    /* pfctl buffer header for PC_THREADUNDUB */
    /*-----*/
    /* PC_UNDUB_TYPE_EOM data */
    typedef struct s_pc_undubeomt {
        struct osirtoken pc_undubrtok; /* Orig op recovery token */
        #if !defined(__PFS64) || !defined(_LP64) /* 31 bit PFS */
        char pc_undubres1[8]; /* pad to 64bit osirtoken size */
        #endif
        char pc_undubpfstok[8]; /* pfs token (ts_mount) */
    } PC_UNDUBEOMT; /*@ERA*/

    typedef struct s_pc_undub {
        char pc_undubeye[4]; /***00 EBCDIC ID - "UNDB" */
        short pc_undublen; /***04 Length of pc_modify struct */
        short pc_undubvers; /***06 Version number */
        short pc_undubtype; /***08 Undub type */
        short pc_undubasid; /***0A ASID of undub thread */
        int pc_undubtc; /***0C TCB address of undub thread */
    }

```

```

        union {
            PC_UNDUBEOMT pc_undubeomt;
        } pc_typedata;

    } PC_UNDUB;

    #define PC_UNDUB_ID "UNDB"
    #define PC_UNDUB_V1 1
    #define PC_UNDUB_TYPE_EOM 1 /* EOM Timeout

#define pfscctl_et_desc 0
#define pfscctl_et_action 1
#define pfscctl_et_modname 2
#define pfscctl_errortext 0xc000000b /* pfscctl cmd for error text */

#define PC_SHUTTINGDOWNFS 0xc0000015 /* pfscctl for shutdown
#define PC_TYPEFILESYS 1 /* shutdown=filesys
#define PC_TYPEFILEOWNER 2 /* shutdown=fileowner
#define PC_TYPEOMVS 3 /* omvs shutdown

#define PC_RECYCLEDONE 0xc0000016 /* pfscctl to notify PFS that
                                recycle is complete
#define PC_ISSRCADDR 0xc0000018 /* inet6_is_srcaddr()
#define PC_OWNEROK 0xc000001c /* query if OK for this system
                                to become owner
#define PC_MODIFYPFS 0xc000001d /* pfscctl for F OMVS,PFS=
#define PC_THREADUNDUB 0xc000001e /* pfscctl for undub
#define PC_RENAMEFS 0xc0000021 /* pfscctl for rename FS
#define PC_VALIDATEMNTPARMS 0xc0000024 /* pfscctl to validate mount
                                parms
#define PC_MIGSTART 0x80000027 /* pfscctl to start migration
                                @EXC*/
#define PC_MIGSTOP 0x80000028 /* pfscctl to stop migration
                                @EXC*/

/*****
/*
/* File Exporter Exit Interfaces
/*
/*****

/*-----
/* Exit Parameter Structure (BPXZGXPL)
/*-----
typedef struct s_gxpl {
    char gx_id[4]; /*+00 EBCDIC ID
    short gx_ver; /*+04 Gxpl Version number
    short gx_len; /*+06 Length of Gxpl structure

    short gx_op; /*+08 Operation Code
                /*+0A Flags:
    BIT gx_postop :1; /* 1=PostOp Call
    BIT gx_readwrite :1; /* 0=Read mode, 1=Write mode
    BIT gx_eom :1; /* 1=Called from user EOM
    BIT gx_trunc :1; /* 1=File Size Change
    BIT gx_expopen :1; /* v_export catchup open
    BIT gx_nodump :1; /* Suppress Dump
    BIT :10;
    OSI * _PTR32 gx_osi; /*+0C OSI address

    int gx_volhdl[4]; /*+10 VolHdl from v_export
    int gx_anchor[2]; /*+20 Exit Anchor
    int gx_state[2]; /*+28 Exit State Area
                /* File Identifiers:
    FID gx_fid1; /*+30 The principal target
    FID gx_fid2; /*+38 The secondary target
    FID gx_fid3; /*+40 for rename, the to-dir
    FID gx_fid4; /*+48 for rename, the to-file

    int gx_opretval; /*+50 Op Return Value to PostOp
    int gx_retcode; /*+54 Exit Return Code
    union {
        int gxU1_rsncode; /*+58 Exit Reason Code
        void *gxU1_rcvysdwa; /*+58 or Recovery SDWA/0
        } gxU1;
    char * _PTR32 gx_optparm; /*+5C Optional Parameter

    char gx_lfs[8]; /*+60 Reserved for the LFS
    char rsvd1[8]; /*+68 Reserved for expansion
} GXPL ;

#define GXPL_ID "GXPL"

```

```

#define GXPL_VERSION 1

#define gx_rsncode gxU1.gxU1_rsncode /* Exit Reason Code @E9A*/
#define gx_rcvysdwa gxU1.gxU1_rcvysdwa /* Rcvy SDWA or 0 @E9A*/
/*-----*/
/* Constants for gx_op */
/*-----*/
#define GXPL_INIT 0x1001 /* Initialization Call */
#define GXPL_EXPCMD 0x1002 /* Exporter Command */
#define GXPL_RECOVERY 0x1003 /* Recovery Call */
#define GXPL_UNMOUNT 0x1004 /* Unmount Call @DBA*/
#define GXPL_UNEXPORT 0x1005 /* Unexport Call @DBA*/
#define GXPL_EXPTERM 0x1006 /* Exporter has terminated */
#define GXPL_TERM 0x1007 /* Termination Call */
#define GXPL_MTPTCHA 0x1008 /* Mount Point Change @PNA*/

/* The Vnode operation values are the same as the pfsi_vnop
| constants listed above, i.e. VN_OPEN, VN_RDWR, etc.
*/

/*-----*/
/* Byte Range Lock Parameters */
/*-----*/
struct gxlk {
    int gxl_version; /* gxlk version number */
    int gxl_lckcmd; /* Lock Cmd: F_SETLK, etc. */
    int gxl_lcktype; /* Lock Type: F_RDLCK, etc. */
    int gxl_brhb; /* Range Beginning, high word */
    int gxl_brbl; /* Range Beginning, low word */
    int gxl_breh; /* Range End, high word */
    int gxl_brel; /* Range End, low word */
    int gxl_blkpid; /* Blocking PID */
    int rsvd[2];
};

/* gxl_lckcmd and gxl_lcktype values are defined in fcntl.h. */

#define GXL_VER0 0 /* First gxlk version */
#define GXL_EOFH 0x7FFFFFFF /* End-Of-File High word */
#define GXL_EOFL 0xFFFFFFFF /* Low word */

/* gx_optparm values for GXPL_MTPTCHA @05A*/
/* The field must be cast to an (int) to be used here. @05A*/
/*-----*/
#define GXPL_MTPT_UNMOUNT 0 /* Mount Point Unmounted @05A*/
#define GXPL_MTPT_MOUNT 1 /* Mounting on Mt Pt @05A*/
#define GXPL_REMOUNT_RO 3 /* File Sys ReMount(RO) @05A*/
#define GXPL_REMOUNT_RW 4 /* File Sys ReMount(RW) @05A*/

/*-----*/
/* Exit Routine Prototype - as called by the LFS */
/*-----*/
#pragma linkage(gx_exitrtn, OS)
void gx_exitrtn(GXPL *);

#pragma page()
/*****
/*
/* Operating System Interface (OSI) Services
/*
*****/

/*-----*/
/* Macros used to invoke the OSI services */
/*
/* The OSIT table address must be saved during initialization
/* and made available at the time of an OSI service call.
/* Refer to the prolog for details on using this macro.
/*-----*/
#ifndef _OSIT_PTR /* Establish the default osi_ptr */
#define _OSIT_PTR osit_ptr
#endif

/*-----*/
/* OSI Service Names
/* The OSI services are called with these names and the macros
/* use the OSIT table to find the associated routine.
/*
/* For example: osi_wait(OSI_SETUP, osiaddr, &rc);
/*-----*/
#define osi_getvnode _OSICALL(GETVNODE)
#define osi_mountstatus _OSICALL(MOUNTSTATUS) /*@D4A*/

```

```

#define  osi_ctl          _OSICALL(CTL)                /*@DAA*/
#define  osi_selpost     _OSICALL(SELPOST)
#define  osi_wait        _OSICALL(WAIT)
#define  osi_post        _OSICALL(POST)
#define  osi_signal      _OSICALL(SIGNAL)
#define  osi_sleep       _OSICALL(SLEEP)              /*@D6A*/
#define  osi_wakeup      _OSICALL(WAKEUP)             /*@D6A*/
#define  osi_kmsgget     _OSICALL(KMSGGET)            /*@D6A*/
#define  osi_kmsgsnd     _OSICALL(KMSGSEND)           /*@D6A*/
#define  osi_kmsgrcv     _OSICALL(KMSGRCV)           /*@D6A*/
#define  osi_kmsgctl     _OSICALL(KMSGCTL)           /*@D6A*/
#define  osi_kipcget     _OSICALL(KIPCGET)           /*@DDA*/
#define  osi_uiomove     _OSICALL(UIOMOVE)            /* @D7A*/
#define  osi_copyin      _OSICALL(COPYIN)             /* @D7A*/
#define  osi_copyout     _OSICALL(COPYOUT)            /* @D7A*/
#define  osi_thread      _OSICALL(THREAD)            /* @D7A*/
#define  osi_getcred     _OSICALL(GETCRED)            /* @P6A*/
#define  osi_upda        _OSICALL(UPDA)              /*@DGA*/
#define  osi_sched       _OSICALL(SCHED)              /*@DGA*/
#define  osi_lkfs        _OSICALL(LKFS)              /*@DJA*/
#define  osi_ctrace      _OSICALL(CTRACE)            /*@DIA*/
#define  osi_socket      _OSICALL(SOCKET)            /*@DKA*/
#define  osi_copy64      _OSICALL(COPY64)            /*@PMA*/
#define  osi_buffcache   _OSICALL(BUFFCACHE)         /*@E5A*/

/* Internal Macro used to invoke the OSI_ service from the OSIT */
#ifndef _OSICALL
#define _OSICALL(op) ((_OSIT_PTR) -> osit_ ## op)
#endif

/*-----*/
/* OTHDPRM - Parameter structure input to osi_thread (BPXZTPRM)*/
/*-----*/
typedef struct s_othdprm {
    CBHDR  ot_hdr;          /*+00 Id & Length          */
    char   ot_modname[64];  /*+08 Name of module to fetch */
    void * _PTR32 ot_parms; /*+48 Pointer to parms to pass
                           to module and(maybe) exit @E5C*/
    char   ot_exitname[64]; /*+4C Name of exit routine   */
                           /*+8C Input option flags     */
    BIT    ot_sigwait :1;   /* Signal enabled wait       */
    BIT    ot_nowait  :1;   /* no wait                   */
    BIT    ot_releasemods:1; /* release modules when done */
    BIT    ot_rsvrd1:29;    /* reserved                  */
    char   ot_rsvrd2[8];    /*+90 reserved              @DDC*/
} OTHDPRM ;                /* @D7A*/

#define OTHDPRM_ID "TPRM"
#define OTHDPRM_HDR {{OTHDPRM_ID}, sizeof(OTHDPRM)}

/*-----*/
/* OTHDCRCV - osi_thread called routine recovery block          */
/*-----*/
/* This is the second parameter passed to the routine specified */
/* in ot_modname and the "PARAM" for the ESTAEX routine.        */
/*-----*/
typedef struct s_othdcrcv {
    void * _PTR32 otr_rcvyrtn; /*+00 Pointer to called module's
                               recovery routine @E5C*/
    void * _PTR32 otr_parms;   /*+04 Pointer to parms to pass
                               to called module's
                               recovery routine @E5C*/
    BPXL32 reserved1;          /*+08 Reserved @E5C*/
    BPXL32 reserved2;          /*+0C Reserved @E5C*/
    char   work_area[496];     /*+10 Work area for ESTAEX rtn */
} OTHDCRCV ;                /* @DMA*/

/*-----*/
/* OGCDPRM - Parameter structure input to osi_getcred (BPXZCPRM)*/
/*-----*/
typedef struct s_ogcdprm {
    CBHDR  oc_hdr;          /*+00 Id & Length          I */
    int    oc_real_uid;     /*+08 Real uid              0 */
    int    oc_effective_uid; /*+0C Effective uid        0 */
    int    oc_saved_uid;    /*+10 Saved uid            0 */
    int    oc_real_gid;     /*+14 Real gid             0 */
    int    oc_effective_gid; /*+18 Effective gid        0 */
    int    oc_saved_gid;    /*+1C Saved gid            0 */
    int    oc_maxsgids;     /*+20 Maximum number of
                           supplementary gids
                           there is room for.
                           Set to actual number

```

```

        if not room for all    I/O */
        int    oc_numsgids;    /*+24 Number of supplementary
                                gids returned    0    */
        int    * _PTR32 oc_gid_list; /*+28 Pointer to array of
                                supplementary gids I @E5C*/
    } OGCDPRM ;                                /*@EQC @P6A*/

    #define OGCDPRM_ID    "CPRM"
    #define OGCDPRM_HDR    {{OGCDPRM_ID}, sizeof(OGCDPRM)}

/*-----*/
/* Time Interval - Input to osi_sleep and osi_wait    @P8A*/
/* Double word S/390 timer units, or (time[0]*1.04) sec. approx. */
/*-----*/
    struct time_int {
        BPXUL32    time[2];                /*@E5C*/
    };

/*-----*/
/* Share Reservation Support    @E6A*/
/*-----*/
    /* Open Type constants for vn_open    @E6A*/
    #define VNOPEN_FILE    0    /* For open() or v_open()    @E6A*/
    #define VNOPEN_NLM_SHR    5    /* For NLM Share    @E6A*/
    #define VNOPEN_INTERNAL    99    /* For LFS Internal Open    @E6A*/
    /* Checking Requested for vn_rdw & vn_setattr    @E6A*/
    #define VNSHRCHK_NONE    0    /* No Checking    @E6A*/
    #define VNSHRCHK_ADV    1    /* Advisory Check, V4 only    @E6A*/
    #define VNSHRCHK_MAND    3    /* Mandatory Check, all    @E6A*/

/*-----*/
/* OSI LkFs Parameter    */
/* Passed to osi_LkFs service.    @DJA*/
/*-----*/
    typedef struct s_osilparm {    /* osi LkFs parameter block    @DJA*/
        int osil_length;    /* Length    @DJA*/
        TOKSTR * _PTR32 osil_tokstr; /* Cjar pointer    @E5C*/
        int osil_devno;    /* Device number    @DJA*/
        int osil_cmdcode;    /* Command Code (lock or unlk)    @DJA*/
        GTOK osil_handle;    /* Vfs lock handle    @DJA*/
    } OSILPARM;                /* @DJA*/

    #define OSIL_LOCK    1    /* Lock cmd code for osil_parm    @DJA*/
    #define OSIL_UNLK    2    /* Unlock cmd code for osil_parm    @DJA*/

/*-----*/
/* osi_copy64 Parameter    @PMA*/
/*-----*/
    struct copy64_struct {    /*@PMA*/
        int    c64_length;    /* Struct Length    */
        BIT    :20;    /* Flags    */
        BIT    c64_dontincrsrc    :1;    /* 0=Add Len to Source */
        BIT    c64_dontincrdest    :1;    /* 0=Add Len to Dest    */
        BIT    c64_gotrecovery    :1;    /* 1=PFS has own FRR    */
        BIT    c64_direction    :1;    /* 0=Out, 1=In    */
        BIT    c64_keybits    :4;    /* User's storage key    */
        BIT    :4;
        ADDR64    c64_sourcebuff;    /* Source    */
        ADDR64    c64_destbuff;    /* Destination    */
        int    c64_CLrsvd;    /* (reserved)    */
        int    c64_copylen;    /* Move length    */
        int    c64_sourcealet;
        int    c64_destalet;
        int    c64_rc;
        int    c64_rsn;
        char    c64_workarea[64];
    };

    #define C64_OUT    0
    #define C64_IN    1

/*-----*/
/* osi_buffcache parameter    @E5A*/
/*-----*/
    struct osi_bfche_struct {    /* @E5A*/
        char    osi_bchs_name[4];    /* Eyecatcher ("BCHS")    */
        int    osi_bchs_length;    /* Length of this structure -
                                including the service-dependent
                                part that begins at
                                osi_bchs_variable    */
    };

```

```

    int     osi_bchs_fcn;        /* Requested service ID          */
    int     osi_bchs_rv;        /* Return value                  */
    int     osi_bchs_rc;        /* Return code                   */
    int     osi_bchs_rs;        /* Reason code                   */
    char     osi_bchs_sttok[8]; /* Storage token                 */
    char     osi_bchs_rsvd1[24]; /* Reserved for future use       */
    char     osi_bchs_fcnspecific[1]; /* Remainder depends on the
                                   service selected by bchs_fcn */
};

#define OSI_BCHS_ID "BCHS"      /* Acronym for bfche_struct @E5A*/

/*-----*/
/* osi_upd_filesys structure */
/*-----*/
struct osi_upd_filesys {
    char     osi_upd_name[4];    /* Eyecatcher ("UPDA")          */
    int     osi_upd_devno;      /* mt_devno from vfs_mount      */
    short    osi_upd_type;      /* osi_regstatus, osi_excstatus,
                                   or osi_mountparm entry types */
    short    osi_upd_textlen;    /* text length or 0 to remove    */
    char     osi_upd_textstring[512]; /* text string                  */
};
/* @EAA*/

#define OSI_UPD_ID "UPDA"      /* @EAA*/

/*-----*/
/* osi_quiesce_struct structure */
/*-----*/
struct osi_quiesce_struct {
    char     osi_quiesce_name[4]; /* Eyecatcher ("OSIQ")          */
    unsigned int osi_quiesce_version; /* version                      */
    unsigned int osi_quiesce_devno; /* mt_devno                     */
    unsigned int osi_quiesce_pid; /* pid of quiesce caller        */
    BIT      osi_quiesce_noops :1;
    BIT      osi_quiesce_backup :1;
    BIT      osi_quiesce_clone :1;
    BIT      osi_quiesce_delete :1;
    BIT      osi_quiesce_checkonly :1; /* check handle only
                                   during unquiesce @EJA*/
    BIT      :3;
    char     osi_quiesce_rsvd1[3];
    unsigned int osi_quiesce_handle; /* quiesce instance id          */
    char     osi_quiesce_jobname[8];
    char     osi_quiesce_sysname[8];
    int     osi_quiesce_pfsid; /* pfsi_pfsid                   */
    char     osi_quiesce_rsvd2[12];
};

#define OSI_QUIESCE_ID "OSIQ"      /* @EFA*/
#define OSI_QUIESCEV1 1 /* version 1 for osi_quiesce_version @EFA*/

/*-----*/
/* osi_getmntstat structure */
/*-----*/
struct osi_getmntstat {
    char     osi_getmntstat_name[4]; /* Eyecatcher ("GMT")          */
    unsigned int osi_getmntstat_version; /* version                      */
    unsigned int osi_getmntstat_devno; /* mt_devno                     */
#if defined(__PFS64) && defined(_LP64) /* --64 bit PFS-- 5@EOA*/
    char     osi_getmntstat_lfs64rsvd[4]; /* LFS internal use*/
    unsigned int osi_getmntstat_bufferlen; /* in/out buffer len*/
    char     osi_getmntstat_rsvd1[4];
    char *    osi_getmntstat_bufferaddr; /* 64B buf for mnte */
#else /* --31 bit PFS-- @EOA*/
    char * _PTR32 osi_getmntstat_bufferaddr; /* 31B buf for mnte */
    unsigned int osi_getmntstat_bufferlen; /* in/out buffer len*/
    char     osi_getmntstat_rsvd[12];
#endif
};
/* @EFA*/

#define OSI_GETMNTSTAT_ID "GMT"
/* eyecatcher for osi_getmntstat_name @EFA*/
#define OSI_GETMNTSTATV1 1
/* version 1 for osi_getmntstat_version @EFA*/

/*-----*/
/* osi_remnt structure */
/*-----*/
struct osi_remnt {
    char     osi_remnt_name[4]; /* Eyecatcher ("RMNT")          */

```



```

    unsigned int    osi_remnt_version;    /* version                */
    unsigned int    osi_remnt_devno;      /* mt_devno               */
    unsigned int    osi_remnt_pfsid;      /* pfsi_pfsid             */
    char            osi_remnt_rsvd[16];
};
/* @EFA*/

#define OSI_REMNT_ID "RMNT"
/* eyecatcher for osi_remnt_name          @EFA*/
#define OSI_REMNTV1 1
/* version 1 for osi_remnt_version        @EFA*/

/*-----*/
/* osi_pfsstatusinfo structure             */
/* If there is no status information, set the first character of */
/* each status line (osi_pfsstatus_line1, ..._line2 or ..line3) */
/* to blank.                               */
/*-----*/
struct osi_pfsstatusinfo {
    char osi_pfsstatus_name[4];           /* Eyecatcher ('PFST') */
    unsigned int osi_pfsstatus_version;   /* Version              */
    unsigned int osi_pfsstatus_length;     /* Length               */
    unsigned int osi_pfsstatus_pfsi_pfsid; /* Pfs identifier       */
    char osi_pfsstatus_line1[60];
    char osi_pfsstatus_line2[60];
    char osi_pfsstatus_line3[60];
};
/* @PTC@EHA*/
#define OSI_PFSSTATUS_ID "PFST"
/* @PTC@EHA*/
#define OSI_PFSSTATUSV1 1
/* @PTC@EHA*/

/*-----*/
/* OSI Services Prototypes                 */
/*-----*/
typedef void OSI_GETVNODE(int ent,        /* Entry Code           */
                          TOKSTR *,      /* Object's Parent's Tokstr*/
                          ATTR *,        /* Attr of the new object */
                          GTOK *,        /* PFS File Token for obj */
                          O_VNTOK *,     /* Object's vnode token   */
                          int *retval, int *retcode, int *rsncode);

typedef void OSI_MOUNTSTATUS(int ent,     /* Entry Code           @D4A*/
                             int devno,  /* Devno (mt_stdev)     @D5C*/
                             int *retval, int *retcode, int *rsncode);

typedef void OSI_WAIT(int ent,           /* Entry Code           */
                      OSI *,            /* Caller's (waiter's) OSI */
                      int *rc,
                      ... );            /* waitx parms:         @P8A
                                      int wait_flags
                                      struct time_int * */

typedef void OSI_POST(WPTOK *,           /* osi_token of waiter   */
                     int *rc);

typedef void OSI_SIGNAL(OSI *,           /* Caller's OSI         */
                        int pid,         /* Target's osi_pid value */
                        int sigval,      /* Signal to issue       */
                        int sigopt,      /* Signal options         */
                        int *retval, int *retcode, int *rsncode);

typedef void OSI_SELPOST(SELTOK *,       /* Vn_select's select token*/
                        int *retval, int *retcode, int *rsncode);

typedef void OSI_SLEEP(OSI *,            /* Caller's OSI         @D6A*/
                       long resid,       /* Resource id          @EPC*/
                       struct time_int *, /* Timeout interval     @P8C*/
                       int *retval, int *retcode, int *rsncode);

typedef void OSI_WAKEUP(long resid,      /* Resource id          @EPC@D6A*/
                       int pfsid,       /* Pfs id               */
                       int *retval, int *retcode, int *rsncode);

typedef void OSI_KMSGGET(int msgqkey,    /* Message Q Id        @D6A @D7C*/
                        int msgflag,     /* Flag field           */
                        int *retval, int *retcode, int *rsncode);

typedef void OSI_KMSGSEND(int msgqkey,   /* Message Q Id        @D6A @D7C*/
                          void *msgaddr, /* Message address      */
                          int msgalet,   /* Message alet         */
                          int msgsize,   /* Message size         */
                          int msgflag,   /* Flag field           */
                          int *retval, int *retcode, int *rsncode);

```

```

typedef void OSI_KMSGRCV(int msgqkey, /* Message Q Id @D6A @D7C*/
                        void *msgaddr, /* Message address */
                        int msgalet, /* Message alet */
                        int msgsize, /* Message size */
                        long msgtype, /* Message type @EPC*/
                        int msgflag, /* Flag field */
                        int *retval, int *retcode, int *rsncode);

typedef void OSI_KMSGCTL(int msgqkey, /* Message Q Id @D6A @D7C*/
                        int msgcmd, /* Message command */
                        void *msgbuff, /* Message buffer */
                        int *retval, int *retcode, int *rsncode);

typedef void OSI_KIPCGET(int ipctoken, /* IPC token @DDA*/
                        void *ipcbuff, /* Output buffer */
                        int buflen, /* IPC buffer length */
                        int ipccmd, /* IPC command */
                        int *retval, int *retcode, int *rsncode);

typedef void OSI_UIOMOVE(OSI *, /* OSI struct @D7A*/
                        char *uiomworkarea, /* work area for use by uiomove @D7A*/
                        char *pfsbuf, /* Pfs buffer @D7A*/
                        int pfsbufalet, /* Alet for the PFS buf @D7A*/
                        int movelen, /* number of bytes to move */
                        UIO *, /* Uio structure */
                        int *retval, int *retcode, int *rsncode);

typedef void OSI_COPYIN(char *desbuf, /* destination buffer @D6A*/
                        int desbufalet, /* destination buffer alet */
                        char *srcbuf, /* source buffer */
                        int srcbufalet, /* source buffer alet */
                        int srckey, /* source storage key */
                        int movelen, /* length to move */
                        int *retval, int *retcode, int *rsncode);

typedef void OSI_COPYOUT(char *desbuf, /* destination buffer @D6A*/
                        int desbufalet, /* destination buffer alet */
                        char *srcbuf, /* source buffer */
                        int srcbufalet, /* source buffer alet */
                        int deskey, /* destination storage key */
                        int movelen, /* length to move */
                        int *retval, int *retcode, int *rsncode);

typedef void OSI_THREAD(OSI *, /* OSI @D7A*/
                        OTHDPRM *, /* Osit_Thread parm struct */
                        int *retval, int *retcode, int *rsncode);

typedef void OSI_GETCRED(OSI *, /* OSI @P6A*/
                        char *workarea, /* 3K work area for use by getcred */
                        int alet, /* alet for getcred parm and supplementary gid list */
                        OGCDPRM *, /* Osit_Getcred parm struct */
                        int *retval, int *retcode, int *rsncode);

typedef void OSI_CTL (int cmd, /* Command Code @DAA*/
                     int arglen, /* Argument Length */
                     char *arg, /* Argument Length */
                     int *retval, int *retcode, int *rsncode);

typedef void OSI_UPDA (GTOK *lfs_asytok, /* LFS's Token @DGA*/
                      GTOK *pfs_asytok ); /* PFS's Token */

typedef void OSI_SCHED (GTOK *lfs_asytok, /* LFS's Token @DGA*/
                       int *retval, int *retcode, int *rsncode);

typedef void OSI_CTRACE(char *pfs_name, /* name of the PFS @DIA*/
                       char *workarea, /* 3K work area for use by osi_ctrace */
                       int arglen, /* Argument Length */
                       char *arg, /* Argument Length */
                       int *retval, int *retcode, int *rsncode);

typedef void OSI_SOCKET(char *function, /* socket function @DKA*/
                       ...); /* args for equiv BPX1xxx */

typedef void OSI_LKFS (OSILPARM *, /* LkFs parm @PDC*/
                      int *retval, int *retcode, int *rsncode);

```

```

typedef void OSI_COPY64(struct copy64_struct *,          /*2@PMA*/
                        char *workarea ); /* 512 Byte work area */

typedef void OSI_BUFFERCACHE(OSI *, /* Caller's OSI @E5A*/
                             struct osi_bfche_struct *); /* Buffer
                                                           cache management structure */

/* OS linkage pragmas for the Services */
#pragma linkage(OSI_GETVNODE,OS)
#pragma linkage(OSI_MOUNTSTATUS,OS) /*@D4A*/
#pragma linkage(OSI_CTL,OS) /*@DAA*/
#pragma linkage(OSI_SELPOST,OS)
#pragma linkage(OSI_WAIT,OS)
#pragma linkage(OSI_POST,OS)
#pragma linkage(OSI_SIGNAL,OS)
#pragma linkage(OSI_SLEEP,OS) /*@D6A*/
#pragma linkage(OSI_WAKEUP,OS) /*@D6A*/
#pragma linkage(OSI_KMSGGET,OS) /*@D6A*/
#pragma linkage(OSI_KMSGSEND,OS) /*@D6A*/
#pragma linkage(OSI_KMSGRCV,OS) /*@D6A*/
#pragma linkage(OSI_KMSGCTL,OS) /*@D6A*/
#pragma linkage(OSI_KIPCGET,OS) /*@DDA*/
#pragma linkage(OSI_UIOMOVE,OS) /*@D6A*/
#pragma linkage(OSI_COPYIN,OS) /* @D7A*/
#pragma linkage(OSI_COPYOUT,OS) /* @D7A*/
#pragma linkage(OSI_THREAD,OS) /* @D7A*/
#pragma linkage(OSI_GETCRED,OS) /* @P6A*/
#pragma linkage(OSI_UPDA,OS) /*@DGA*/
#pragma linkage(OSI_SCHED,OS) /*@DGA*/
#pragma linkage(OSI_CTRACE,OS) /*@DIA*/
#pragma linkage(OSI_LKFS,OS) /*@DJA*/
#pragma linkage(OSI_SOCKET,OS) /*@DKA*/
#pragma linkage(OSI_COPY64,OS) /*@PMA*/
#pragma linkage(OSI_BUFFERCACHE,OS) /*@E5A*/

/*-----*/
/* OSIT - Operating System Interface Table (BPXZOSIT)*/
/*-----*/
typedef struct s_osit {
    CBHDR osit_hdr; /*+00 ID & Length */
    short osit_ver; /*+08 Version */
    short osit_rsvd1;
    /* Function Pointers */
    OSI_GETVNODE *PTR32 osit_GETVNODE; /* +0C @E5C*/
    OSI_MOUNTSTATUS *PTR32 osit_MOUNTSTATUS; /* +10 Ver3 @E5C*/
    OSI_CTL *PTR32 osit_CTL; /* +14 Ver2 @E5C*/
    void *PTR32 osit_intern1; /* +18 @E5C*/
    OSI_SELPOST *PTR32 osit_SELPOST; /* +1C @E5C*/
    OSI_WAIT *PTR32 osit_WAIT; /* +20 @E5C*/
    OSI_POST *PTR32 osit_POST; /* +24 @E5C*/
    OSI_SIGNAL *PTR32 osit_SIGNAL; /* +28 @E5C*/
    OSI_SLEEP *PTR32 osit_SLEEP; /* +2C Ver3 @E5C*/
    OSI_WAKEUP *PTR32 osit_WAKEUP; /* +30 Ver3 @E5C*/
    OSI_KMSGGET *PTR32 osit_KMSGGET; /* +34 Ver3 @E5C*/
    OSI_KMSGSEND *PTR32 osit_KMSGSEND; /* +38 Ver3 @E5C*/
    OSI_KMSGRCV *PTR32 osit_KMSGRCV; /* +3C Ver3 @E5C*/
    OSI_KMSGCTL *PTR32 osit_KMSGCTL; /* +40 Ver3 @E5C*/
    OSI_KIPCGET *PTR32 osit_KIPCGET; /* +44 Ver3 @E5C*/
    OSI_UIOMOVE *PTR32 osit_UIOMOVE; /* +48 Ver3 @E5C*/
    OSI_COPYIN *PTR32 osit_COPYIN; /* +4C Ver2 @E5C*/
    OSI_COPYOUT *PTR32 osit_COPYOUT; /* +50 Ver2 @E5C*/
    OSI_THREAD *PTR32 osit_THREAD; /* +54 Ver3 @E5C*/
    OSI_GETCRED *PTR32 osit_GETCRED; /* +58 Ver3 @E5C*/
    OSI_SCHED *PTR32 osit_SCHED; /* +5C @E5C*/
    OSI_UPDA *PTR32 osit_UPDA; /* +60 @E5C*/
    OSI_LKFS *PTR32 osit_LKFS; /* +64 Ver4 @E5C*/
    OSI_CTRACE *PTR32 osit_CTRACE; /* +68 @E5C*/
    OSI_SOCKET *PTR32 osit_SOCKET; /* +6C @E5C*/
    void *PTR32 osit_rsvdB; /* +70 @E5C*/
    /*--- End of Ver4 @PMA*/
    OSI_COPY64 *PTR32 osit_COPY64; /* +74 @E5C*/
    void *PTR32 osit_rsvdC; /* +78 @E5C*/
    OSI_BUFFERCACHE *PTR32 osit_BUFFERCACHE; /* +7C @E5C*/
    void *PTR32 osit_rsvdE; /* +80 @E5C*/
    void *PTR32 osit_rsvdF; /* +84 @E5C*/
    void *PTR32 osit_rsvdG; /* +88 @E5C*/
    void *PTR32 osit_rsvdH; /* +8C @E5C*/
} OSIT;

/*-----*/
/* Done packing structures for 64-bit compiles 3@E5A*/

```

```

/*-----*/
#ifdef _LP64
#pragma pack(reset)
#endif

/* Version numbers */
#define OSIT_VER1 1 /* Rel 1 and Rel 2 Base */
#define OSIT_VER2 2 /* Rel 2 with copyin,copyout,ctl */
#define OSIT_VER3 3 /* Rel 3 sleep,wkup,kmsg,uio,thrd */
#define OSIT_VER4 4 /* Rel 4 lkfs @DJA*/
#define OSIT_VER5 5 /* Ver 5 copy64 @PMA*/
#define OSIT_VER6 6 /* Ver 6 sysplex zfs @EOA*/

/*-----*/
/* Constants used with the Service calls */
/*-----*/

/* Input Entry Codes for osi_getvnode */
#define OSI_BUILDVNODE 1 /* Build Vnode */
#define OSI_BUILDVNODENL 2 /* Build Vnode without locks */
#define OSI_RTNVNOD 3 /* Return unused Vnode */
#define OSI_BUILDVNODEXL 4 /* Build Vnode-excl locks @P3A*/
#define OSI_UPDATEVNODE 5 /* Update PFS Area in Vnode@DGA*/
#define OSI_ASSOCIATE 7 /* Update PFS Area in Vnode@DIA*/
#define OSI_ASSOCIATENL 8 /* Update PFS Area in Vnode@DIA*/
#define OSI_MEMCRITICAL 9 /* Crit PFS Storage Cond @05A*/
#define OSI_INACTASAP 10 /* Inact vnod asap @EOA*/
#define OSI_STALEVNODE 11 /* File is unusable @E4A*/
#define OSI_STALEOPENS 12 /* Opens have lost shares @E6A*/

/* Input Entry Codes for osi_mountstatus @D4C*/
#define OSI_MOUNTCOMPLETE 1 /* Asynchronous mount complete @D4C*/

/* Input Entry Codes for osi_wait */
#define OSI_SETUP 1 /* Setup request */
#define OSI_SETUPSIG 4 /* Setup with signals */
#define OSI_SUSPEND 2 /* Wait request */
#define OSI_WAITX 5 /* Wait ext request with Latch and Timer control @D6A*/
#define OSI_INIT 6 /* Init OSI for a Task @DGA*/
#define OSI_INIT2 7 /* Init OSI with Length @PFA
osi_hdr.cbllen=sizeof(OSI) @PFA*/

/* Output Return Codes from osi_wait */
#define OSI_POSTED 0 /* Osi_post was called. */
#define OSI_SIGNALRCV 4 /* Signal has been received. */
#define OSI_SHUTDOWN 8 /* OMVS is shutting down. */
#define OSI_UNMOUNTED 16 /* File System was unmounted */
#define OSI_POSTERTRM 18 /* Poster has terminated @DBA*/
#define OSI_TIMEOUT 28 /* Timer interval expired @D7C*/
#define OSI_ABEND 32 /* Abend occurred. */
#define OSI_BADPARM 34 /* Bad parm passed on call. */
#define OSI_ESTAEF 36 /* Estae setup failure occurred*/
#define OSI_SYSTEMERR 38 /* System Error occurred. */
#define OSI_FRRACTIVE 40 /* FRR Active when signals enabled @D6A*/

/* Input Entry Codes for osi_ctl */
#define OSI_GLUECALL 1 /* Glue request @EAA*/
#define OSI_RECYCLESTART 2 /* PFS starting recycle @EAA*/
#define OSI_RECYCLEFINISHED 3 /* PFS recycle is complete @EAA*/
#define OSI_UPDATEFILESYS 4 /* file system update @EAA*/
#define OSI_REMOUNTSAMEMODE 5 /* remount in same mode @EFA*/
#define OSI_QSE 6 /* quiesce @EFA*/
#define OSI_UQS 7 /* unquiesce @EFA*/
#define OSI_GETMNTSTATUS 8 /* get mount status @EFA*/
#define OSI_DUB 9 /* dub or undub a task @EFA*/
#define OSI_PFSSTATUS 10 /* PFS report status @EHA*/

/* Values for Arg for OSI_DUB */
#define OSI_DUBTASK 1 /* dub task @EFA*/
#define OSI_UNDUBTASK 2 /* undub task @EFA*/

/* Input Entry Types for osi_updatefilesys entry code */
#define OSI_REGSTATUS 1 /* regular status @EAA*/
#define OSI_EXCPSTATUS 2 /* exceptional status @EAA*/
#define OSI_MOUNTPARM 3 /* mount parm @EAA*/

/* Output Return Codes from osi_post (in addition to above) @DDA*/
#define OSI_NOTWAITING 4 /* Waiter has gone @DDA*/

/* Flag values for ot_option_flags on osi_thread call @D7A*/

```

```

#define OSI_SIGWAIT      0x80000000 /* Wait caller's task with
                                   signals enabled */
#define OSI_NOWAIT      0x40000000 /* Don't wait caller's task */
#define OSI_RELEASEMODS 0x20000000 /* Release modules when done */

/* Flag values for wait_flags on osi_wait(waitx) calls @P8A*/
#define OSI_WTDROPLOCKS 0x00000001 /* Drop Locks over wait @P8A*/

/*-----*/
/* Information used for loading the OSIT into a separate addr space */
/*-----*/
#define OSIT_INIT "BPXVOSIT" /* The module to load & call */

typedef void OSIT_INITMOD ( /* Prototype for the call: */
                           OSIT **, /* Output is a ptr to an OSIT */
                           int *retcode, int *rsncode);
#pragma linkage(OSIT_INITMOD,OS) /* Called with OS linkage */

/*-----*/
/* Prototype of the PFS Initialization Routine */
/* This routine is attached as an MVS task and invoked by the */
/* system with the following parameters: */
/*-----*/
void pfsinit (PFISI *, PFISNAME *, PFSPARM *, void *, OSIT *);

#pragma linkage(pfsinit,OS) /* Is invoked with OS linkage */

/*-----*/
/* Prototypes of the Vnode and VFS operation routines. */
/* These routines are called by the LFS to perform their functions*/
/*-----*/

/* File and Directory oriented operations */
void vn_open (TOKSTR *, OSI *, CRED *,
              int *open_flags,
              int *retval, int *retcode, int *rsncode);
void vn_close (TOKSTR *, OSI *, CRED *,
              int *open_flags,
              int *retval, int *retcode, int *rsncode);
void vn_readdir (TOKSTR *, OSI *, CRED *,
                UIO *,
                int *retval, int *retcode, int *rsncode);
void vn_readlink(TOKSTR *, OSI *, CRED *,
                UIO *,
                int *retval, int *retcode, int *rsncode);
void vn_create (TOKSTR *, OSI *, CRED *,
               int *namelen, char *name, ATTR *, O_VNTOK *,
               int *retval, int *retcode, int *rsncode);
void vn_mkdir (TOKSTR *, OSI *, CRED *,
               int *namelen, char *name, ATTR *, O_VNTOK *,
               int *retval, int *retcode, int *rsncode);
void vn_symlink (TOKSTR *, OSI *, CRED *,
                int *namelen, char *name, ATTR *,
                int *symlen, char *symlink,
                int *retval, int *retcode, int *rsncode);
void vn_lookup (TOKSTR *, OSI *, CRED *,
               int *namelen, char *name, O_VNTOK *,
               int *retval, int *retcode, int *rsncode);
void vn_getattr (TOKSTR *, OSI *, CRED *,
                ATTR *,
                int *retval, int *retcode, int *rsncode);
void vn_setattr (TOKSTR *, OSI *, CRED *,
                ATTR *,
                int *retval, int *retcode, int *rsncode);
void vn_access (TOKSTR *, OSI *, CRED *,
               int *access_intent,
               int *retval, int *retcode, int *rsncode);
void vn_trunc (TOKSTR *, OSI *, CRED *,
               int *offset,
               int *retval, int *retcode, int *rsncode);
void vn_fsync (TOKSTR *, OSI *, CRED *,
               int *retval, int *retcode, int *rsncode);
void vn_link (TOKSTR *, OSI *, CRED *,
              int *namelen, char *name, TOKSTR *,
              int *retval, int *retcode, int *rsncode);
void vn_rmdir (TOKSTR *, OSI *, CRED *,
               int *namelen, char *name,
               int *retval, int *retcode, int *rsncode);
void vn_remove (TOKSTR *, OSI *, CRED *,
               int *namelen, char *name,
               int *retval, int *retcode, int *rsncode);
void vn_rename (TOKSTR *, OSI *, CRED *,

```

```

        int *oldlen, char *oldname,
        int *newlen, char *newname, TOKSTR *,
        int *retval, int *retcode, int *rsncode);
void vn_audit (TOKSTR *, OSI *, CRED *,
               int *retval, int *retcode, int *rsncode);

/* File System oriented operations */
void vfs_mount (TOKSTR *, OSI *, CRED *,
                MTAB *, O_VNTOK *,
                int *retval, int *retcode, int *rsncode);
void vfs_umount (TOKSTR *, OSI *, CRED *,
                 int *unmount_options,
                 int *retval, int *retcode, int *rsncode);
void vfs_statfs (TOKSTR *, OSI *, CRED *,
                 FSATTR *,
                 int *retval, int *retcode, int *rsncode);
void vfs_sync (TOKSTR *, OSI *, CRED *,
               int *retval, int *retcode, int *rsncode);
void vfs_inact (TOKSTR *, OSI *, CRED *, /*@PPA*/
                struct s_iab *, int *iablen,
                int *retval, int *retcode, int *rsncode);
void vfs_vget (TOKSTR *, OSI *, CRED *,
               FID *, O_VNTOK *,
               int *retval, int *retcode, int *rsncode);

/* General operations */
void vn_select (TOKSTR *, OSI *, CRED *,
                SELTOK *,
                int *sel_function,
                int *sel_options,
                char *pfsworkptr,
                int *retval, int *retcode, int *rsncode);
void vfs_batsel (TOKSTR *, OSI *, CRED *,
                 int *rsvd1,
                 int *sel_function,
                 BSIC *,
                 int *rsvd2,
                 int *retval, int *retcode, int *rsncode);
void vn_rdwr (TOKSTR *, OSI *, CRED *,
              int *open_flags, UIO *,
              int *retval, int *retcode, int *rsncode);
void vn_readwritev (TOKSTR *, OSI *, CRED *,
                    int *open_flags, UIO *,
                    int *retval, int *retcode, int *rsncode);
void vn_inactive (TOKSTR *, OSI *, CRED *,
                  int *retval, int *retcode, int *rsncode);
void vn_ioctl (TOKSTR *, OSI *, CRED *,
               int *open_flags,
               int *cmd, int *arglen, char *arg,
               int *retval, int *retcode, int *rsncode);
void vn_lockctl (TOKSTR *, OSI *, CRED *, /*@E7A*/
                 int *cmd,
                 int *vlocklen, VLOCK *,
                 int *retval, int *retcode, int *rsncode);
void vn_pathconf (TOKSTR *, OSI *, CRED *, /*@D5A*/
                  int *pathconf_option,
                  int *retval, int *retcode, int *rsncode);
void vn_recovery (TOKSTR *, OSI *, CRED *, /*@D5A*/
                  struct osirtoken *,
                  int *retval, int *retcode, int *rsncode);
void vfs_recovery (TOKSTR *, OSI *, CRED *,
                  struct osirtoken *,
                  int *retval, int *retcode, int *rsncode);
void vfs_pfscctl (TOKSTR *, OSI *, CRED *,
                  int *cmd, UIO *,
                  int *retval, int *retcode, int *rsncode);
void vn_cancel (TOKSTR *, OSI *, CRED *, /*@DGA*/
                struct vncanflags *,
                GTOK *pfs_asytok,
                GTOK *lfs_asytok,
                int *retval, int *retcode, int *rsncode);

/* Socket Network (domain) oriented operations */
void vfs_network (TOKSTR *, OSI *, CRED *,
                  NETW *,
                  int *retval, int *retcode, int *rsncode);
void vfs_socket (TOKSTR *, OSI *, CRED *, /* socket|socketpair*/
                 int *domain, int *type, int *protocol,
                 int *dim, O_VNTOK (*vntoks)[2],
                 int *retval, int *retcode, int *rsncode);
void vfs_gethost (TOKSTR *, OSI *, CRED *, /* get host id|name */
                  int *namelen, char *name,

```

```

        int *retval, int *retcode, int *rsnocode);

        /* Socket oriented operations */

void vn_accept      (TOKSTR *, OSI *, CRED *,
                    int *addrlen, _SOCKADDR *,
                    int *open_flags, O_VNTOK *,
                    int *retval, int *retcode, int *rsnocode);
void vn_bind        (TOKSTR *, OSI *, CRED *,
                    int *addrlen, _SOCKADDR *,
                    int *retval, int *retcode, int *rsnocode);
void vn_connect     (TOKSTR *, OSI *, CRED *,
                    int *addrlen, _SOCKADDR *,
                    int *open_flags,
                    int *retval, int *retcode, int *rsnocode);
void vn_getname     (TOKSTR *, OSI *, CRED *, /* peername|sockname*/
                    int *function,
                    int *addrlen, _SOCKADDR *,
                    int *retval, int *retcode, int *rsnocode);
void vn_listen      (TOKSTR *, OSI *, CRED *,
                    int *backlog,
                    int *retval, int *retcode, int *rsnocode);
void vn_sndrcv      (TOKSTR *, OSI *, CRED *,
                    int *open_flags, UIO *, int *sr_flags,
                    int *retval, int *retcode, int *rsnocode);
void vn_sndtorcvfm  (TOKSTR *, OSI *, CRED *,
                    int *open_flags, UIO *, int *sr_flags,
                    int *addrlen, _SOCKADDR *,
                    int *retval, int *retcode, int *rsnocode);
void vn_smsg        (TOKSTR *, OSI *, CRED *,
                    int *open_flags, UIO *, int *sr_flags,
                    int *retval, int *retcode, int *rsnocode);
void vn_shutdown    (TOKSTR *, OSI *, CRED *,
                    int *how,
                    int *retval, int *retcode, int *rsnocode);
void vn_sockopt     (TOKSTR *, OSI *, CRED *, /* Get|Set sockopt */
                    int *function, int *level,
                    int *optname, int *optvallen, char *optval,
                    int *retval, int *retcode, int *rsnocode);
void vn_srx         (TOKSTR *, OSI *, CRED *, /*@PFA*/
                    int *open_flags, UIO *,
                    int *retval, int *retcode, int *rsnocode);
void vn_anr         (TOKSTR *, OSI *, CRED *, /*@PHA*/
                    struct anr_struct *, UIO *, /*@PIC*/
                    int *open_flags, O_VNTOK *,
                    int *retval, int *retcode, int *rsnocode);

#pragma page()
        /* The PFS operations are invoked with OS linkage */
#pragma linkage(vn_open ,OS)
#pragma linkage(vn_close ,OS)
#pragma linkage(vn_rdwrr ,OS)
#pragma linkage(vn_readdir ,OS)
#pragma linkage(vn_readlink,OS)
#pragma linkage(vn_create ,OS)
#pragma linkage(vn_mkdir ,OS)
#pragma linkage(vn_symlink ,OS)
#pragma linkage(vn_lookup ,OS)
#pragma linkage(vn_inactive,OS)
#pragma linkage(vn_getattr ,OS)
#pragma linkage(vn_setattr ,OS)
#pragma linkage(vn_access ,OS)
#pragma linkage(vn_trunc ,OS)
#pragma linkage(vn_fsync ,OS)
#pragma linkage(vn_link ,OS)
#pragma linkage(vn_rmdir ,OS)
#pragma linkage(vn_remove ,OS)
#pragma linkage(vn_rename ,OS)
#pragma linkage(vn_audit ,OS)
#pragma linkage(vn_pathconf,OS) /*@D5A*/
#pragma linkage(vn_recovery,OS) /*@D5A*/
#pragma linkage(vn_cancel ,OS) /*@DGA*/
#pragma linkage(vn_ioctl ,OS)
#pragma linkage(vn_lockctl ,OS) /*@E7A*/
#pragma linkage(vn_select ,OS)
#pragma linkage(vn_accept ,OS)
#pragma linkage(vn_bind ,OS)
#pragma linkage(vn_connect ,OS)
#pragma linkage(vn_getname ,OS)
#pragma linkage(vn_listen ,OS)
#pragma linkage(vn_sndrcv ,OS)
#pragma linkage(vn_smsg ,OS)

```

```

#pragma linkage(vn_shutdown,OS)
#pragma linkage(vn_sockopt ,OS)
#pragma linkage(vn_readwritev,OS)
#pragma linkage(vn_sndtorcvfm,OS)
#pragma linkage(vn_srx      ,OS)
#pragma linkage(vn_anr      ,OS)

#pragma linkage(vfs_mount   ,OS)
#pragma linkage(vfs_umount ,OS)
#pragma linkage(vfs_statfs ,OS)
#pragma linkage(vfs_sync   ,OS)
#pragma linkage(vfs_inact   ,OS) /*@PPA*/
#pragma linkage(vfs_vget    ,OS)
#pragma linkage(vfs_recovery,OS)
#pragma linkage(vfs_batsel ,OS)
#pragma linkage(vfs_network ,OS)
#pragma linkage(vfs_socket  ,OS)
#pragma linkage(vfs_gethost ,OS)

/*-----*/
/* Ctrace utility */
/*----- 4@DIA*/
struct ctrcvt {char x[0x8c];struct ctrcve *_PTR32 cve;}; /* @E5C*/
struct ctrcve {char x[0xf0];struct ctrocvr *_PTR32 ocvr;}; /* @E5C*/
struct ctrocvr {char x[0x130];unsigned int cspttrace:1;}; /* 1@E5C*/

#define TRACEISON ((*(struct ctrcvt* _PTR32 * _PTR32)0x10) -> \
                    cve -> ocvr -> cspttrace)

#pragma page()
#ifndef _NO_PFS_KES
/*-----*/
/* Internal Services Prototypes */
/*-----*/

void * _memmove (void *, const void *, size_t); /* @D7A */

/*-----*/
/* Kernel Extension Services */
/* These functions are a subset of the OS/390 Language Environment */
/* C functions. LE functions are not available to PFSes and */
/* the functions included here may be called in their place. */
/*-----*/
/*****
/*
/* Name:      bcopy @D7A */
/*
/* Format:    #include <string.h> */
/*           #include <bpxypfsi.h> */
/*           void bcopy( source, destination, length ) */
/*
/* Description: */
/* Copies 'length' bytes from 'source' to 'destination'. */
/* Overlapping source and destination are handled */
/* correctly. */
/*
/* Returned Value: */
/* None */
/*
/* External References: _memmove */
/*
/* Synopsis: */
/* void bcopy (const void *source, void *destination, size_t length) */
/*
/* Related Information: */
/* <bpxypfsi.h> */
/* _memmove() */
/*
*****/

static /*@DIA*/
void bcopy (const void *src, void *dst, size_t length) /*@D7A*/
{
/*
* let _memmove do the work...
*/

    _memmove( dst, src, length ); /*@D7A*/
}

#pragma page()
/*****

```



```

/*
/* Name:      bzero
/*
/* Format:    #include <string.h>
/*            #include <bpxypsi.h>
/*            void bcopy( destination, length )
/*
/* Description:
/*            Zeroes out 'length' bytes, starting at 'destination'.
/*
/* Returned Value:
/*            None
/*
/* External References:  memset
/*
/* Synopsis:
/* void bzero (const void *destination, size_t length)
/*
/* Related Information:
/*            <bpxypsi.h>
/*            memset()
/*
/*****
static
void bzero (void *dest, size_t length)
{
/*
* let memset do the work ...
*/

memset( dest, 0, length );

}

#pragma page()
/*-----*/
/* Internal Services
/*-----*/
/* Name:      _memmove
/*
/* Purpose: Copies characters from one data object to another
/*            with check for overlap
/*
/* Input:  s1 - object to move the characters to
/*         s2 - object to move the characters from
/*         n - the number of characters to move
/*
/* Output: Returns a pointer to object s1
/*
/* External References:  None
/*
/* Description:
/*
/* Copy n characters from object s2 to object s1.
/* If overlap exists between s2 and s1, the move shall
/* take place correctly. A pointer to the object s1 shall
/* be returned.
/*-----*/

static
void _memmove (register void *s1, register const void *s2,
               register size_t n) {

    register void *anchor = s1; /* save s1 to return
    char *p1;
    char *p2;
    size_t x;
    size_t y;

    /*****
    /* check for destructive overlap and if it exists, move the end */
    /* of the string first.
    /*****

    if ( ((char *)s1 > (char *)s2) && (((char *)s2 + n) > (char *)s1)) {
        p2 = (char *)s2 + n - 1; /* point to last character to move
        p1 = (char *)s1 + n - 1; /* point to last position in result
        x = (char *)s2 + n - (char *)s1; /* # of bytes colliding

```

```

    y = x;

    while ( y-- > 0 )
        *p1-- = *p2--;

    /******
    /* can move the rest quickly
    /******
    memcpy((char *)s1, s2, n - x);
}
else
    /******
    /* otherwise, regular move
    /******
    memcpy (s1, s2, n);

    return anchor;
}
#endif    /* Endif _NO_PFS_KES */
#endif    /* Endif __BPXYPFISI */

```

Appendix E. Assembler and C-language facilities for writing a PFS in C

This appendix contains assembler routines that can be useful for writing a PFS in C.

Replacements for the C/370 Systems Programming Facilities routines @@XGET and @@XFREE are included. These routines must be included in your PFS. They are supplied in the BPXFASM sample, included here, which must be assembled and link-edited with all PFS load modules.

C-function prototypes and assembler routines are also included for the following facilities:

BPXT4KGT

Allocate a page of storage

BPXT4KFR

Free a page of storage

BPXTWAIT

Wait on an ECB list

BPXTPOST

Post an ECB

BPXTEPOC

Convert time-of-day clock format to seconds-since-the-epoch

Assembler replacements for @@XGET and @@XFREE

```
TITLE 'BPXFASM: File System Assembler Utilities'
*/*****START OF SPECIFICATIONS*****
*
*   $MOD(BPXFASM) COMP(SCPX1) PROD(BPX):
*
*01* MODULE-NAME: BPXFASM
*
*01* CSECT NAME: @@XGET and @@XFREE
*
*01* DESCRIPTIVE-NAME: H0TC Replaceable Get/Free Storage for C PFSs
*
*****END OF SPECIFICATIONS*****/
*
BPXFASM CSECT
BPXFASM AMODE ANY
BPXFASM RMODE ANY
BPXFASM MODID BR=N0
*

*****
*   CSECT-NAME:  @@XGET
*
*   DESCRIPTIVE-NAME:  Allocate storage for C/370
*
*   Input: R0 - length of storage to obtain  (high bit on for storage
*           above the line).
*           R14 - Return address
*
*   Output: R0 - length of storage obtained
*           R1 - address of memory obtained
*
*   No save area is provided.
*   R2 and R4 are used as work regs.
*   Regs and Access Regs 0, 1, 14, 15 may be modified.
*
*****
@@XGET CSECT
@@XGET AMODE ANY
@@XGET RMODE ANY
@@XGET ENTRY @@XGET
*
```

```

LR    R2,R0          Save Input Length
LR    R4,R14         Save Return Addr
EPAR  R15            Extract Primary ASID
LOCASCB ASID=(R15)   Locate the Primary ASCB, Ret in R1
USING ASCB,R1
L     R15,ASCBXTCB   Save Xmem Resource Owning TCB
DROP  R1
LR    R0,R2          Restore Input Length to R0
BALR  R2,R0          Establish Addressability
USING *,R2

*
LTR   R0,R0          request for below?
BNL   BELOW          yes
SLL   R0,1           allocate anywhere
SRL   R0,1           clear high bit
LTR   R2,R2          are we running below the line
BNL   BELOW          yes, get below instead of anywhere
STORAGE OBTAIN,LENGTH=(R0),COND=YES,SP=3,TCBADDR=(R15)
LTR   R15,R15        successful?
BZR   R4             yes, return
SR    R1,R1          R1=0, R15<>0 for failure
BR    R4             Return
BELOW DS 0H          Get memory below the line
STORAGE OBTAIN,LENGTH=(R0),COND=YES,LOC=BELOW,          +
      SP=3,TCBADDR=(R15)
LTR   R15,R15        Was it successful?
BZR   R4             yes, return
SR    R1,R1          R1=0, R15<>0 for failure
BR    R4             Return

*
*
```

```

*****
*   CSECT-NAME:  @@XFREE
*
*   DESCRIPTIVE-NAME:  Free allocated storage for C/370
*
*   Input:  R0 - length of storage to free
*           R1 - address of storage to free
*           R14 - Return address
*
*   No save area is provided.
*   R2 and R4 are used as work regs.
*   Regs and Access Regs 0, 1, 14, 15 may be modified.
*
*****
@@XFREE  CSECT
@@XFREE  AMODE ANY
@@XFREE  RMODE ANY
@@XFREE  ENTRY @@XFREE

*
LR    R2,R1          Save Input Addr
ST    R0,0(R2)       Save Input Length in the passed area
LR    R4,R14         Save Return Addr
EPAR  R15            Extract Primary ASID
LOCASCB ASID=(R15)   Locate the Primary ASCB, Ret in R1
USING ASCB,R1
L     R15,ASCBXTCB   Save Xmem Resource Owning TCB
DROP  R1
L     R0,0(R2)       Restore Input Length to R0
LR    R1,R2          Restore Input Addr  to R1
BALR  R2,R0          Establish Addressability
USING *,R2

*
STORAGE RELEASE,LENGTH=(R0),ADDR=(R1),SP=3,TCBADDR=(R15)
BR    R4

*
R0    EQU 0
R1    EQU 1
R2    EQU 2
R4    EQU 4
R14   EQU 14
R15   EQU 15
*
PRINT OFF
IHAASCB
PRINT ON

*
END
```

BPXT4KGT—Get a page of storage

This function gets a 4KB page of storage.

C function

```
#pragma linkage(BPXT4KGT,OS)
char *BPXT4KGT (long len,long key);
```

Assembler routine

```
*****
*   CSECT-NAME:  BPXT4KGT
*
*   DESCRIPTIVE-NAME:  Allocate storage on a page boundary with key.
*                       Storage is allocated in subpool 229.
*
*   Input: R1 - Parm list
*            length of storage to obtain
*            key for storage
*
*   Output: R15 - address of storage obtained
*****
```

```
BPXT4KGT CSECT
BPXT4KGT AMODE ANY
BPXT4KGT RMODE ANY
        ENTRY BPXT4KGT
        EDCPRLG
        L      R2,0(R1)          get addr of length
        L      R0,0(R2)          get length
        L      R2,4(R1)          get addr of key
        L      R2,0(R2)          get key
        SLL    R2,4              put in bits 24-27
        STORAGE OBTAIN,LENGTH=(R0),BNDRY=PAGE,COND=YES,SP=229,KEY=(2)
        LTR    R15,R15           successful?
        BZ     OUT4KGT           yes, return
        SR     R1,R1             addr=0 for failure
OUT4KGT LR     R15,R1            return storage address
        EDCEPIL
*
```

BPXT4KFR—Free a page of storage

This function frees a 4KB page of storage.

C function

```
#pragma linkage(BPXT4KFR,OS)
void BPXT4KFR (long len,long key,char *stor);
```

Assembler routine

```
*****
*   CSECT-NAME:  BPXT4KFR
*
*   DESCRIPTIVE-NAME:  Free storage allocated by BPXT4KGT
*
*   Input: R1 - Parm list
*            length of storage to free
*            key for storage
*            address of storage
*****
```

```
BPXT4KFR CSECT
BPXT4KFR AMODE ANY
BPXT4KFR RMODE ANY
```

BPXTWAIT

```
ENTRY BPXT4KFR
EDCPRLG
L    R2,0(R1)          get addr of length
L    R0,0(R2)          get length
L    R2,4(R1)          get addr of key
L    R2,0(R2)          get key
SLL  R2,4              put in bits 24-27
L    R1,8(R1)          get storage addr
STORAGE RELEASE,LENGTH=(R0),ADDR=(R1),SP=229,KEY=(R2)
EDCEPIL
```

*

BPXTWAIT—Wait on an ECB list

This function waits for an ECB in a list to be posted.

C function

```
#pragma linkage(BPXTWAIT,OS)
void BPXTWAIT (ECB *ecb1,...);
```

Assembler routine

```
*****
*   CSECT-NAME:  BPXTWAIT
*
*   DESCRIPTIVE-NAME:  Wait for an ECB in a list to be posted
*
*   NOTES:  This routine can be called from a PFS initialization
*           routine.  It will not run in cross memory mode.
*
*   Input:  R1 - Address of ECBLIST passed in R1
*****
```

```
BPXTWAIT CSECT
BPXTWAIT AMODE ANY
BPXTWAIT RMODE ANY
        ENTRY BPXTWAIT
        EDCPRLG
        LR    R4,R1          get pointer to ecb vector
        WAIT  1,ECBLIST=(R4),LINKAGE=SYSTEM,EUT=SAVE
        EDCEPIL
*
```

BPXTPOST—Post an ECB

This function posts an ECB.

C function

```
#pragma linkage(BPXTPOST,OS)
void BPXTPOST (long ascb,ECB *ecb);
```

Assembler routine

```
*****
*   CSECT-NAME:  BPXTPOST
*
*   DESCRIPTIVE-NAME:  Post an ECB
*
*   Input:  R1 - parm list:
*           ASCB address
*           Address of ECB
*
*****
```

```

BPXTPOST CSECT
BPXTPOST AMODE ANY
BPXTPOST RMODE ANY
        ENTRY BPXTPOST
        EDCPRLG USRDSAL=POSTLN
        USING POSTDYN,R13
        MVC  POSTL(POSTLN),POSTS copy POST parmlist to dynamic area
        L    R2,0(,R1)           get addr of ascb addr
        L    R2,0(,R2)           get ascb addr
        L    R4,4(,R1)           get addr of ECB to post
        POST (R4),ASCB=(R2),ERRET=POSTERR,ECBKEY=0,LINKAGE=SYSTEM,    X
        MF=(E,POSTL)
        EDCEPIL

```

```

POSTS    POST  0,ASCB=0,ERRET=0,ECBKEY=YES,MF=L
POSTERR  BR    R14
POSTDYN  EDCDSAD
POSTL    POST  0,ASCB=0,ERRET=0,ECBKEY=YES,MF=L
POSTLN   EQU  *-POSTL
        IHAPSA
*

```

BPXTEPOC—Convert time-of-day to epoch time

This function converts time-of-day to seconds-since-the-epoch.

C function

```

#pragma linkage(BPXTEPOC,OS)
void BPXTEPOC(char *tod, long *epoch);

```

Assembler routine

```

*****
*   CSECT-NAME:  BPXTEPOC
*
*   DESCRIPTIVE-NAME:  Convert TOD to Epoch time
*
*   Input: R1 ->
*               address of TOD value to convert (double word)
*               address of output epoch time (one word)
*****

```

```

BPXTEPOC CSECT
BPXTEPOC AMODE ANY
BPXTEPOC RMODE ANY
        EDCPRLG
        L    R2,0(R1)           get tod address
        LM   R14,R15,0(R2)      get tod
        LTR  R14,R14           check high word for 0
        BNZ  EPOCTOD           if input tod is 0
        STCK 0(R2)             get current tod
        LM   R14,R15,0(R2)      get tod

```

```

EPOCTOD  L    R2,4(R1)           get output area
        LM   R0,R1,EPOCJ70      get epoch tod
        SLR  R15,R1
        BC   11,**+6
        BCTR R14,0
        SLR  R14,0
        D    R14,EPOCST         divide by seconds per tod unit
        SLR  R14,R14
        LA   R1,2
        DR   R14,R1
        ST   R15,0(R2)
        EDCEPIL

```

```

EPOCJ70  DS    0D
        DC    X'7D91048BCA000000'

```

EPOCST	DC	X'7A120000'
*		

Appendix F. Accessibility

Accessible publications for this product are offered through [IBM Documentation for z/OS \(www.ibm.com/docs/en/zos\)](http://www.ibm.com/docs/en/zos).

If you experience difficulty with the accessibility of any z/OS documentation see [How to Send Feedback to IBM](#) to leave documentation feedback.

Notices

This information was developed for products and services that are offered in the USA or elsewhere.

IBM may not offer the products, services, or features discussed in this document in other countries. Consult your local IBM representative for information on the products and services currently available in your area. Any reference to an IBM product, program, or service is not intended to state or imply that only that IBM product, program, or service may be used. Any functionally equivalent product, program, or service that does not infringe any IBM intellectual property right may be used instead. However, it is the user's responsibility to evaluate and verify the operation of any non-IBM product, program, or service.

IBM may have patents or pending patent applications covering subject matter described in this document. The furnishing of this document does not grant you any license to these patents. You can send license inquiries, in writing, to:

*IBM Director of Licensing
IBM Corporation
North Castle Drive, MD-NC119
Armonk, NY 10504-1785
United States of America*

For license inquiries regarding double-byte character set (DBCS) information, contact the IBM Intellectual Property Department in your country or send inquiries, in writing, to:

*Intellectual Property Licensing
Legal and Intellectual Property Law
IBM Japan Ltd.
19-21, Nihonbashi-Hakozakicho, Chuo-ku
Tokyo 103-8510, Japan*

The following paragraph does not apply to the United Kingdom or any other country where such provisions are inconsistent with local law: INTERNATIONAL BUSINESS MACHINES CORPORATION PROVIDES THIS PUBLICATION "AS IS" WITHOUT WARRANTY OF ANY KIND, EITHER EXPRESS OR IMPLIED, INCLUDING, BUT NOT LIMITED TO, THE IMPLIED WARRANTIES OF NON-INFRINGEMENT, MERCHANTABILITY OR FITNESS FOR A PARTICULAR PURPOSE. Some states do not allow disclaimer of express or implied warranties in certain transactions, therefore, this statement may not apply to you.

This information could include technical inaccuracies or typographical errors. Changes are periodically made to the information herein; these changes will be incorporated in new editions of the publication. IBM may make improvements and/or changes in the product(s) and/or the program(s) described in this publication at any time without notice.

This information could include missing, incorrect, or broken hyperlinks. Hyperlinks are maintained in only the HTML plug-in output for IBM Documentation. Use of hyperlinks in other output formats of this information is at your own risk.

Any references in this information to non-IBM websites are provided for convenience only and do not in any manner serve as an endorsement of those websites. The materials at those websites are not part of the materials for this IBM product and use of those websites is at your own risk.

IBM may use or distribute any of the information you supply in any way it believes appropriate without incurring any obligation to you.

Licensees of this program who wish to have information about it for the purpose of enabling: (i) the exchange of information between independently created programs and other programs (including this one) and (ii) the mutual use of the information which has been exchanged, should contact:

*IBM Corporation
Site Counsel
2455 South Road*

Poughkeepsie, NY 12601-5400
USA

Such information may be available, subject to appropriate terms and conditions, including in some cases, payment of a fee.

The licensed program described in this document and all licensed material available for it are provided by IBM under terms of the IBM Customer Agreement, IBM International Program License Agreement or any equivalent agreement between us.

Any performance data contained herein was determined in a controlled environment. Therefore, the results obtained in other operating environments may vary significantly. Some measurements may have been made on development-level systems and there is no guarantee that these measurements will be the same on generally available systems. Furthermore, some measurements may have been estimated through extrapolation. Actual results may vary. Users of this document should verify the applicable data for their specific environment.

Information concerning non-IBM products was obtained from the suppliers of those products, their published announcements or other publicly available sources. IBM has not tested those products and cannot confirm the accuracy of performance, compatibility or any other claims related to non-IBM products. Questions on the capabilities of non-IBM products should be addressed to the suppliers of those products.

All statements regarding IBM's future direction or intent are subject to change or withdrawal without notice, and represent goals and objectives only.

This information contains examples of data and reports used in daily business operations. To illustrate them as completely as possible, the examples include the names of individuals, companies, brands, and products. All of these names are fictitious and any similarity to the names and addresses used by an actual business enterprise is entirely coincidental.

COPYRIGHT LICENSE:

This information contains sample application programs in source language, which illustrate programming techniques on various operating platforms. You may copy, modify, and distribute these sample programs in any form without payment to IBM, for the purposes of developing, using, marketing or distributing application programs conforming to the application programming interface for the operating platform for which the sample programs are written. These examples have not been thoroughly tested under all conditions. IBM, therefore, cannot guarantee or imply reliability, serviceability, or function of these programs. The sample programs are provided "AS IS", without warranty of any kind. IBM shall not be liable for any damages arising out of your use of the sample programs.

Terms and conditions for product documentation

Permissions for the use of these publications are granted subject to the following terms and conditions.

Applicability

These terms and conditions are in addition to any terms of use for the IBM website.

Personal use

You may reproduce these publications for your personal, noncommercial use provided that all proprietary notices are preserved. You may not distribute, display or make derivative work of these publications, or any portion thereof, without the express consent of IBM.

Commercial use

You may reproduce, distribute and display these publications solely within your enterprise provided that all proprietary notices are preserved. You may not make derivative works of these publications, or

reproduce, distribute or display these publications or any portion thereof outside your enterprise, without the express consent of IBM.

Rights

Except as expressly granted in this permission, no other permissions, licenses or rights are granted, either express or implied, to the publications or any information, data, software or other intellectual property contained therein.

IBM reserves the right to withdraw the permissions granted herein whenever, in its discretion, the use of the publications is detrimental to its interest or, as determined by IBM, the above instructions are not being properly followed.

You may not download, export or re-export this information except in full compliance with all applicable laws and regulations, including all United States export laws and regulations.

IBM MAKES NO GUARANTEE ABOUT THE CONTENT OF THESE PUBLICATIONS. THE PUBLICATIONS ARE PROVIDED "AS-IS" AND WITHOUT WARRANTY OF ANY KIND, EITHER EXPRESSED OR IMPLIED, INCLUDING BUT NOT LIMITED TO IMPLIED WARRANTIES OF MERCHANTABILITY, NON-INFRINGEMENT, AND FITNESS FOR A PARTICULAR PURPOSE.

IBM Online Privacy Statement

IBM Software products, including software as a service solutions, ("Software Offerings") may use cookies or other technologies to collect product usage information, to help improve the end user experience, to tailor interactions with the end user, or for other purposes. In many cases no personally identifiable information is collected by the Software Offerings. Some of our Software Offerings can help enable you to collect personally identifiable information. If this Software Offering uses cookies to collect personally identifiable information, specific information about this offering's use of cookies is set forth below.

Depending upon the configurations deployed, this Software Offering may use session cookies that collect each user's name, email address, phone number, or other personally identifiable information for purposes of enhanced user usability and single sign-on configuration. These cookies can be disabled, but disabling them will also eliminate the functionality they enable.

If the configurations deployed for this Software Offering provide you as customer the ability to collect personally identifiable information from end users via cookies and other technologies, you should seek your own legal advice about any laws applicable to such data collection, including any requirements for notice and consent.

For more information about the use of various technologies, including cookies, for these purposes, see IBM's Privacy Policy at ibm.com/privacy and IBM's Online Privacy Statement at ibm.com/privacy/details in the section entitled "Cookies, Web Beacons and Other Technologies," and the "IBM Software Products and Software-as-a-Service Privacy Statement" at ibm.com/software/info/product-privacy.

Policy for unsupported hardware

Various z/OS elements, such as DFSMSdfp, JES2, and MVS, contain code that supports specific hardware servers or devices. In some cases, this device-related element support remains in the product even after the hardware devices pass their announced End of Service date. z/OS may continue to service element code; however, it will not provide service related to unsupported hardware devices. Software problems related to these devices will not be accepted for service, and current service activity will cease if a problem is determined to be associated with out-of-support devices. In such cases, fixes will not be issued.

Minimum supported hardware

The minimum supported hardware for z/OS releases identified in z/OS announcements can subsequently change when service for particular servers or devices is withdrawn. Likewise, the levels of other software products supported on a particular release of z/OS are subject to the service support lifecycle of those

products. Therefore, z/OS and its product publications (for example, panels, samples, messages, and product documentation) can include references to hardware and software that is no longer supported.

- For information about software support lifecycle, see: [IBM Lifecycle Support for z/OS \(www.ibm.com/software/support/systemsz/lifecycle\)](http://www.ibm.com/software/support/systemsz/lifecycle)
- For information about currently-supported IBM hardware, contact your IBM representative.

Trademarks

IBM, the IBM logo, and ibm.com are trademarks or registered trademarks of International Business Machines Corporation in the United States, other countries, or both. If these and other IBM trademarked terms are marked on their first occurrence in this information with a trademark symbol (® or ™), these symbols indicate U.S. registered or common law trademarks owned by IBM at the time this information was published. Such trademarks may also be registered or common law trademarks in other countries. A current list of IBM trademarks is available on the Web at [Copyright and Trademark information \(www.ibm.com/legal/copytrade.shtml\)](http://www.ibm.com/legal/copytrade.shtml).

UNIX is a registered trademark of The Open Group in the United States and other countries.

Acknowledgments

InterOpen/POSIX Shell and Utilities is a source code product providing POSIX.2 (Shell and Utilities) functions to z/OS UNIX System Services. InterOpen/POSIX Shell and Utilities is developed and licensed by Mortice Kern Systems (MKS) Inc. of Waterloo, Ontario, Canada.

Index

Special Characters

@@XFREE, assembler replacement for [513](#)
@@XGET, assembler replacement for [513](#)

Numerics

64-bit addressing
 indicating to the PFS [67](#)
64-bit addressing, considerations for
 VFS server interface [242](#)
64-bit virtual addressing
 PFS support for
 indicating [67](#)
 levels [67](#)

A

abnormal ends, PFS [24](#)
accept a socket connection and read the first block of data
[116](#)
accept a socket connection request [110](#)
access check
 against remote systems [13](#)
 availability [271](#)
access to a file or directory [113](#)
accessibility
 contact IBM [519](#)
address space control block (ASCB) [20](#)
address space termination [24](#)
AMODE [64](#)
 PFS support for [71](#)
appropriate privileges [12](#), [241](#)
assembler facilities for writing a PFS in C [513](#)
assembler language syntax [253](#)
assembler programming language routines
 converting TOD to epoch time [517](#)
 freeing a page of storage [515](#)
 getting a page of storage [515](#)
 posting an ECB [516](#)
 waiting on an ECB posting [516](#)
assembler-language replacements for @@XGET and
@@XFREE [513](#)
assistive technologies [519](#)
async I/O
 vn_cancel for asynchronous operations [126](#)
asynchronous mount processing [28](#)
ATTR structure
 security fields [39](#)
 time fields [39](#)
attributes
 getting and setting [38](#)
 getting and setting with VFS servers [251](#)
audit an action [121](#)

B

batch-select [74](#)
bind a name to a socket [123](#)
BPX1VAC, BPX4VAC [255](#)
BPX1VCL BPX4VCL [257](#)
BPX1VCR, BPX4VCR
 example [449](#)
BPX1VEX, BPX4VEX [264](#)
BPX1VGA, BPX4VGA
 example [450](#)
BPX1VGT, BPX4VGT
 example [450](#)
BPX1VIO, BPX4VIO
 example [451](#)
BPX1VLK, BPX4VLK
 example [452](#)
BPX1VLN, BPX4VLN
 example [451](#)
BPX1VLO, BPX4VLO
 example [451](#)
BPX1VMD, BPX4VMD
 example [452](#)
BPX1VOP, BPX4VOP [301](#)
BPX1VPC, BPX4VPC
 example [453](#)
BPX1VRA, BPX4VRA
 example [454](#)
BPX1VRD, BPX4VRD
 example [454](#)
BPX1VRE, BPX4VRE
 example [456](#)
BPX1VRG, BPX4VRG
 example [454](#)
BPX1VRL, BPX4VRL
 example [455](#)
BPX1VRM, BPX4VRM
 example [455](#)
BPX1VRN, BPX4VRN
 example [455](#)
BPX1VRP, BPX4VRP
 example [456](#)
BPX1VRP, BPX4VRP) [337](#)
BPX1VRW, BPX4VRW
 example [453](#)
BPX1VSA, BPX4VSA
 example [456](#)
BPX1VSF, BPX4VSF
 example [450](#)
BPX1VSY, BPX4VSY
 example [457](#)
BPXT4KFR (Free a page of storage) [515](#)
BPXT4KGT (Get a page of storage) [515](#)
BPXTEPOC (Convert TOD to epoch time) [517](#)
BPXTPOST (Post an ECB) [516](#)
BPXTWAIT (Wait on an ECB list) [516](#)
BPXXCTME macro [69](#)

- BPXYATTR [429](#)
- BPXYNREG [436](#)
- BPXYOSS [439](#)
- BPXYPFSI macro [480](#)
- BPXYVFSI macro [461](#)
- BPXYVLOK [441](#)
- BPXYVOPN [446](#)
- buffers, read or write using multiple [184](#)
- byte-range locking [283](#)

C

- C-language facilities for writing a PFS in C [513](#)
- C-language PFSs [12](#)
- CALL macro [253](#)
- callable services
 - invoking [253](#)
 - return_value parameter [254](#)
 - syntax [253](#)
- callable services examples [449](#)
- callable services reentrant entry [449](#)
- cancel asynchronous operations that are still in progress [126](#)
- check access to a file or directory [113](#)
- check file accessibility [255](#)
- check file availability [271](#), [279](#)
- close a file [257](#)
- closing files [33](#), [130](#)
- command
 - to file system [276](#)
- Common INET (CINET) sockets
 - initialization
 - AF_INET (IPv4) transport driver [52](#)
 - AF_INET6 (IPv6) transport driver [53](#)
 - master socket [49](#)
 - PFS structure
 - transport driver (TD) [48](#)
 - transport provider (TP) [48](#)
 - prerouter [51](#)
 - rebuilding routing tables [55](#)
 - route changes [54](#)
- comparing the VFS server and PFS interfaces [251](#)
- connect to a socket [132](#)
- contact
 - z/OS [519](#)
- control block structure for the LFS-PFS [17](#)
- control blocks
 - address space control block (ASCB) [20](#)
 - ATTR structure [38](#)
 - file security packet (FSP) [12](#), [38](#)
 - general file system table (GFS) [4](#)
 - GFS-PFS_anchor pair [18](#)
 - initialization complete ECB [5](#)
 - integrity of [19](#)
 - NREG structure [245](#)
 - OSI service routine vector table [6](#)
 - OSI structure [19](#)
 - OSIT structure [4](#), [353](#)
 - PFS initialization structure [6](#)
 - serializing [23](#)
 - termination ECB [5](#)
 - Token_structure [19](#)
 - UIO structure [35](#)
 - VFS operations vector table [8](#)
 - VFS-MNT pair [18](#)

- control blocks (*continued*)
 - VFS-vnode vector tables [17](#)
 - vnode operations vector table [8](#)
 - vnode-inode pair [19](#)
- convert a file identifier to a vnode token [107](#), [271](#)
- converting TOD to epoch time [517](#)
- convey
 - command to a file system [276](#)
- create a directory [165](#), [297](#)
- create a file open a file [301](#)
- create a link to a file [153](#), [279](#)
- create a new file [136](#)
- create a socket or a socket pair [97](#)
- create a symbolic link [233](#), [347](#)
- creating a file [260](#)
- cross memory for a PFS using daemons [43](#)
- cross-memory considerations for a PFS [11](#)
- cross-memory local lock [23](#)
- cursor technique for reading directories [37](#)

D

- daemon tasks [43](#)
- define a socket domain to the PFS [88](#)
- determine configurable path name values [171](#)
- directories
 - creating [297](#)
 - reading [36](#), [37](#)
 - removing [334](#)
- dynamic service activation, PFS support for [8](#)

E

- ECB [5](#)
- end-of-memory resource manager [25](#)
- entry interface [5](#)
- EOM resource manager [25](#)
- ESTAE exits [24](#)
- export a file system [264](#)
- exporting files to a VFS server [43](#)
- external name, symbolic link to [347](#)

F

- FID (file identifier) [43](#)
- file
 - attributes [141](#)
 - attributes, getting [274](#)
 - availability [271](#), [279](#)
 - caching [31](#)
 - creating [260](#)
 - exporter [363](#)
 - exporting to a VFS server [43](#)
 - handles, NFS [248](#)
 - identifier (FID) [43](#)
 - management PFS [14](#)
 - sharing [19](#)
 - system status [268](#)
 - system status, report [390](#)
 - truncating [237](#)
- file access, checking [255](#)
- file security packet (FSP)
 - created by SAF [32](#)

- file systems
 - exporting [264](#)
 - mounting [26](#)
 - unmounting [28](#)
- file tag [42](#)
- file token [18](#)
- files
 - closing [257](#)
 - creating [301](#)
 - opening [301](#)
- FILESYSTYPE statement [3](#)
- freeing a page of storage [515](#)
- FRR [399](#), [412](#)
- FRR exits [24](#)
- FSP (file security packet) [12](#), [38](#)

G

- general file system table (GFS) [4](#)
- generate the requested signal event [397](#)
- get
 - attributes of a file [274](#)
 - file attributes [141](#)
 - file system status [100](#)
 - page of storage [515](#)
 - peer name [144](#)
 - socket host ID or name [78](#)
 - socket name [144](#)
 - socket options [223](#)
 - vnodes [370](#)
- getting and setting attributes
 - VFS servers [251](#)
- GFS (general file system table) [4](#)
- GFS-PFS_anchor pair [18](#)
- GIDs, obtaining with `osi_getcred` [367](#)

H

- harden all file data for a file system
 - unmount a file system [105](#)
- harden file data [139](#)

I

- I/O control [149](#)
- inactivate a vnode
 - deleting [30](#)
 - inactivating [30](#)
- index technique for reading directories [37](#)
- initialization token [17](#)
- initialization-complete ECB [5](#)
- inodes [17](#)
- installing a PFS [3](#)
- interface between LFS and PFS [14](#)
- Internet Protocol Version 6 (IPv6)
 - activating [62](#)
- invoking callable services [253](#)
- ioctl, convey a command [149](#)
- ipcget(), in-kernel [373](#)
- IPv6 (Internet Protocol Version 6)
 - activating [62](#)
- IRRPIFSP (file security packet) [12](#), [38](#)

K

- keyboard
 - navigation [519](#)
 - PF keys [519](#)
 - shortcut keys [519](#)

L

- LFS-PFS control blocks
 - serializing [23](#)
 - structure [17](#)
- link
 - external [318](#)
 - reading a symbolic [318](#)
 - to a file [153](#)
- link counts [32](#)
- listen on a socket [156](#)
- lock a file [283](#)
- lock control [158](#)
- locking, byte-range [283](#)
- look up a file or directory [162](#), [293](#)
- LP64 (64-bit longs and pointers) [68](#)

M

- make a directory [165](#)
- mapping macro
 - BPXYATTR [429](#)
 - BPXYNREG [436](#)
 - BPXYOSS [439](#)
 - BPXYVLOK [441](#)
 - BPXYVOPN [446](#)
- messages to or from a socket [227](#)
- MODIFY OMVS,PFS
 - PFS support for [71](#)
- modules, invoking [253](#)
- mount
 - a file system [26](#), [83](#)
 - key [246](#)
 - points [28](#)
 - structure [249](#)
 - VFS servers [245](#)
- MOUNT statement [3](#)
- mount token [17](#)
- mounting file systems
 - asynchronously [28](#)
- moving data
 - between PFS buffers and buffers defined by a UIO [407](#)
 - between user and PFS buffers with 64-bit addresses [360](#)
 - from a PFS buffer to a user buffer [358](#)
 - from a user buffer to a PFS buffer [355](#)
- msgctl(), in-kernel [377](#)
- msgget(), in-kernel [380](#)
- msgrcv(), in-kernel [383](#)
- msgsnd(), in-kernel [387](#)
- multilevel security
 - PFS support for [65](#)
- multiple buffers, read or write [184](#)

N

- navigation
 - keyboard [519](#)
- NETWORK statement
 - activating IPv6 [62](#)
 - in parmlib [44](#)
- NFS file handles [248](#)
- NREG structure [245](#)

O

- offset
 - system control
 - callable services [419](#)
- open token [34](#)
- opening files [33](#), [168](#)
- OSI service routine vector table [6](#)
- OSI services
 - from a non-kernel address space [354](#)
 - invoking in 31-bit and 64-bit addressing mode [355](#)
- OSI structure [19](#)
- osi_copy64 [68](#), [360](#)
- osi_copyin [355](#)
- osi_copyout [358](#)
- osi_ctl [363](#)
- osi_getcred [367](#)
- osi_getvnode [370](#)
- osi_kipcget [373](#)
- osi_kmsgctl [377](#)
- osi_kmsgget [380](#)
- osi_kmsgrcv [383](#)
- osi_kmsgsnd [387](#)
- osi_mountstatus [390](#)
- osi_opentoken [34](#)
- osi_post [392](#)
- osi_sched [393](#)
- osi_selpost [396](#)
- osi_signal [397](#)
- osi_sleep [399](#)
- osi_thread [402](#)
- osi_uiomove [407](#)
- osi_upda [411](#)
- osi_wait [412](#)
- osi_wakeup [416](#)
- OSIT (OSI operations vector table) [4](#)
- OSIT operations vector table (OSIT) [4](#)
- output file attribute buffer address [20](#)

P

- parm parameters [254](#)
- parmlib statements
 - FILESYSTYPE [3](#)
 - NETWORK [4](#), [44](#)
- path name
 - symbolic link [347](#)
- pathname
 - resolution [28](#), [337](#)
- PFS
 - abnormal ends [24](#)
 - file protocols [26](#)
 - initialization structure [6](#)

PFS (*continued*)

- installation [3](#)
- share reservations [39](#)
- tokens [17](#)
- written in C [12](#)

PFS interface

- compared to VFS server interface [251](#)
- facilities for writing in C [513](#)
- file-oriented [14](#), [44](#)
- socket-oriented [44](#), [48](#)

PFS recovery considerations

- abnormal ends [24](#)
- address space termination [24](#)
- task termination [24](#)
- thread termination [24](#)
- user process termination [24](#)
- vfs_recovery [25](#)
- vn_recovery [25](#)

PFS recycling [9](#)

PFS support for 64-bit virtual addressing [67](#)

PFS support for multilevel security [65](#)

PFS support for reason code error text [70](#)

PFS_Init module [4](#), [5](#)

PFS-LFS control blocks

- serializing [23](#)
- structure [17](#)

pfscctl (PFS control) [90](#)

physical file system

- See PFS [15](#)

physical file system interface

- facilities for writing in C [513](#)
- socket-oriented [44](#), [48](#)

PID (process id) [20](#)

porting

- file caching not done by PFS [31](#)
- file export operations [44](#)
- mounting file systems [27](#)
- some operations not in this interface [15](#)
- vn_inactive not required for sockets [45](#)
- vnode not freed by PFS [31](#)
- vnode structure [18](#)

post a process in osi_wait [392](#)

post a process waiting for select [396](#)

posting an ECB [516](#)

posting internal events [21](#)

privileges, appropriate [12](#), [241](#)

process ID (PID) [20](#)

process, registering as a server [321](#)

R

- read
 - a symbolic link [181](#), [318](#)
 - directory entries [178](#)
 - entries from a directory [315](#)
 - from a file [174](#), [311](#)
 - using multiple buffers [184](#)
- reading and writing with sockets [46](#)
- reading directories
 - cursor technique for VFS servers [250](#)
 - index technique for VFS servers [250](#)
 - with VFS servers [250](#)
- reason code error text, pfscctl call [70](#)
- reason codes [254](#)

- receive
 - data from a socket [206](#)
 - datagrams from a socket [220](#)
 - messages from a socket [227](#)
- recover
 - resources after an abend [188](#)
 - resources at end-of-memory [94](#)
- recovery
 - token area [20](#)
 - vfs_recovery at end-of-memory [94](#)
 - vn_recovery after an abend [188](#)
- recycling a PFS [9](#)
- reentrant code [449](#)
- reentrant return linkage [457](#)
- referring to files for the first time [33](#)
- register a process as a server [321](#)
- registering with z/OS UNIX [245](#)
- release a vnode token [324](#)
- remove a directory [198](#), [334](#)
- remove a link to a file [191](#), [326](#)
- rename a file or directory [194](#), [330](#)
- resolve a pathname [28](#), [337](#)
- restart option byte
 - address in the PFSI [7](#)
- restart options, PFS [11](#)
- return
 - codes [254](#)
 - file system status [268](#)
 - unused vnodes [370](#)
- return_value parameter for callable services [254](#)
- ROOT statement [3](#)

S

- SAF auditing [121](#)
- SAF UIDs and GIDs, obtaining with osi_getcred [367](#)
- save file updates to disk [139](#)
- security fields in the ATTR structure [39](#)
- select on a vnode [201](#)
- select processing for sockets [46](#)
- send
 - data to a socket [206](#)
 - datagrams to a socket [220](#)
 - messages to a socket [227](#)
- serializing
 - directory reads [36](#)
 - file creation [31](#)
 - file deletion [32](#)
 - file system mounts [28](#)
 - getting and setting attributes [38](#)
 - inode creation [31](#)
 - LFS-PFS control blocks [23](#)
 - reads and writes [36](#)
 - socket read and write operations [46](#)
 - vn_getattr [38](#)
 - vn_open and vn_close [33](#)
 - vn_readdir [36](#)
 - vn_setattr [38](#)
- set
 - attributes [38](#)
 - attributes for VFS servers [251](#)
 - file attributes [209](#), [341](#)
 - socket options [223](#)
 - socket peer address [215](#)

- share reservations [39](#)
- shared read support
 - specifying [23](#), [46](#)
 - vn_close [132](#)
 - vn_open [171](#)
 - vn_rdwr [177](#)
 - vn_readwritev [188](#)
- sharing files [19](#)
- shortcut keys [519](#)
- shut down a socket [218](#)
- socket management PFS [15](#)
- socket options [223](#)
- sockets
 - read and write operations [46](#)
 - select processing [46](#)
 - sending data to or receiving data from [206](#), [220](#)
 - sending messages to or receiving messages from [227](#)
- SRB-mode callers [55](#)
- SUBFILESYSTYPE statement [3](#)
- summary of changes xvii
- summary of physical file system operations [15](#)
- supplementary GIDs, obtaining with osi_getcred [367](#)
- symbolic link
 - creating [233](#)
 - read a [318](#)
 - to external name [347](#)
 - to path name [347](#)
- synchronizing file data [102](#)
- syntax for callable services [253](#)
- system control
 - offsets to callable services [419](#)

T

- termination
 - ECB [5](#)
 - task [24](#)
 - thread [24](#)
- termination considerations [10](#)
- thread, colony [402](#)
- time fields in the ATTR structure [39](#)
- time_t data type [68](#)
- token [34](#)
- Token_structure parameter [17](#)
- transport driver (TD) [48](#)
- transport provider (TP) [48](#)
- truncate a file [237](#)

U

- UIDs, obtaining with osi_getcred [367](#)
- UIO structure [35](#)
- unmounting file systems
 - LFS processing [29](#)
 - PFS processing [29](#)
- unmounting VFS servers [245](#)
- user interface
 - ISPF [519](#)
 - TSO/E [519](#)
- user process termination [24](#)

V

- [v_functions](#) [243](#)
- [v_access](#) [255](#)
- [v_close](#) [257](#)
- [v_create](#)
 - [example](#) [449](#)
- [v_export](#) [264](#)
- [v_fstatfs](#)
 - [example](#) [450](#)
- [v_get](#)
 - [example](#) [450](#)
- [v_getattr](#)
 - [example](#) [450](#)
- [v_ioctl](#)
 - [example](#) [451](#)
- [v_link](#)
 - [example](#) [451](#)
- [v_lockctl](#)
 - [example](#) [451](#)
- [v_lookup](#)
 - [example](#) [452](#)
- [v_mkdir](#)
 - [example](#) [452](#)
- [v_open](#) [301](#)
- [v_pathconf](#)
 - [example](#) [453](#)
- [v_rdw](#)
 - [example](#) [453](#)
- [v_readdir](#)
 - [example](#) [454](#)
- [v_readlink](#)
 - [example](#) [454](#)
- [v_reg](#)
 - [example](#) [454](#)
- [v_reg\(\)](#)
 - [implementation](#) [245](#)
- [v_rel](#)
 - [example](#) [455](#)
- [v_remove](#)
 - [example](#) [455](#)
- [v_rename](#)
 - [example](#) [455](#)
- [v_rmdir](#)
 - [example](#) [456](#)
- [v_rpn](#)
 - [example](#) [456](#)
- [v_setattr](#)
 - [example](#) [456](#)
- [v_symlink](#)
 - [example](#) [457](#)
- VFS
 - [callable services API functions](#) [243](#)
 - [operation vector table, PFSI address](#) [7](#)
 - [operations vector table](#) [8](#)
- VFS server interface
 - [compared to PFS interface](#) [251](#)
 - [considerations for 64-bit addressing](#) [242](#)
 - [installation considerations](#) [241](#)
- [vfs_batsel](#) [74](#)
- [vfs_get](#) [107](#)
- [vfs_gethost](#) [78](#)
- [vfs_inactive](#)
 - [implementation](#) [30, 33](#)

- [vfs_mount](#) [83](#)
- [vfs_network](#) [88](#)
- [vfs_pfsctl](#) [90](#)
- [vfs_recovery](#) [94](#)
- [vfs_socket](#) [97](#)
- [vfs_statfs](#) [100](#)
- [vfs_sync](#) [102](#)
- [vfs_unmount](#) [105](#)
- [VFS-MNT pair](#) [18](#)
- [VFS-vnode vector tables](#) [17](#)
- [vn_accept](#) [110](#)
- [vn_access](#) [113](#)
- [vn_anr](#) [116](#)
- [vn_audit](#) [121](#)
- [vn_bind](#) [123](#)
- [vn_cancel](#) [126](#)
- [vn_close](#)
 - [implementation](#) [33](#)
- [vn_connect](#) [132](#)
- [vn_create](#)
 - [implementation](#) [30, 32](#)
- [vn_fsync](#) [139](#)
- [vn_getattr](#)
 - [implementation](#) [38, 39](#)
- [vn_getname](#) [144](#)
- [vn_inactive](#)
 - [implementation](#) [30, 33](#)
 - [integrity of vnode-inode pair](#) [19](#)
- [vn_ioctl](#) [149](#)
- [vn_link](#) [153](#)
- [vn_listen](#) [156](#)
- [vn_lockctl](#) [158](#)
- [vn_lookup](#)
 - [implementation](#) [30](#)
- [vn_mkdir](#)
 - [implementation](#) [30, 32](#)
- [vn_open](#)
 - [access checking](#) [33](#)
 - [implementation](#) [33](#)
- [vn_pathconf](#) [171](#)
- [vn_rdw](#)
 - [implementation](#) [35](#)
- [vn_readdir](#)
 - [implementation](#) [36](#)
- [vn_readlink](#) [181](#)
- [vn_readwritev](#)
 - [implementation](#) [35](#)
- [vn_recovery](#) [188](#)
- [vn_remove](#) [191](#)
- [vn_rename](#) [194](#)
- [vn_rmdir](#) [198](#)
- [vn_select](#)
 - [implementation](#) [44](#)
- [vn_select\(Cancel\)](#) [48](#)
- [vn_select\(Query\)](#) [47](#)
- [vn_sendtorcvfm](#) [206](#)
- [vn_setattr](#)
 - [implementation](#) [38, 39](#)
- [vn_setpeer](#) [215](#)
- [vn_shutdown](#) [218](#)
- [vn_sockopt](#) [223](#)
- [vn_srmsg](#) [227](#)
- [vn_symlink](#) [233](#)
- [vn_trunc](#) [237](#)

- vnode operations vector table
 - address in the PFSI [7](#)
- vnode token, releasing [324](#)
- vnode-inode pair [19](#)
- vnodes
 - creating [30](#)
 - getting [370](#)
 - referring to [30](#)

W

- wait
 - for a resource [399](#), [416](#)
 - for an event [412](#)
 - for internal events [21](#)
- wait for an ECB posting [516](#)
- write
 - to a file [311](#)
 - using multiple buffers [184](#)



Product Number: 5655-ZOS

SA23-2285-70

