

z/OS
3.2

*Language Environment
Debugging Guide*



Note

Before using this information and the product it supports, read the information in [“Notices” on page 487](#).

This edition applies to IBM® z/OS® 3.2 (5655-ZOS) and to all subsequent releases and modifications until otherwise indicated in new editions.

Last updated: 2025-09-30

© **Copyright International Business Machines Corporation 1991, 2025.**

US Government Users Restricted Rights – Use, duplication or disclosure restricted by GSA ADP Schedule Contract with IBM Corp.

Contents

Figures.....	xi
Tables.....	xxiii
About this document.....	xxvii
Using your documentation.....	xxvii
How to read syntax diagrams.....	xxviii
Symbols.....	xxviii
Syntax items.....	xxviii
Syntax examples.....	xxix
z/OS information.....	xxx
How to provide feedback to IBM.....	xxxi
Summary of changes.....	xxxiii
Summary of changes for z/OS 3.2.....	xxxiii
Summary of changes for z/OS 3.1.....	xxxiii
What Language Environment supports.....	xxxv
Part 1. Debugging in Language Environment.....	1
Chapter 1. Preparing your routine for debugging.....	3
Setting compiler options.....	3
XL C and XL C++ compiler options.....	3
COBOL compiler options.....	4
Fortran compiler options.....	5
PL/I compiler options.....	6
Enterprise PL/I for z/OS compiler options.....	7
Using Language Environment runtime options.....	8
Determining the runtime options in effect.....	9
Understanding the HEAPZONES and HEAPCHK runtime options.....	10
Using the CLER CICS transaction to display and set runtime options.....	11
Controlling storage allocation.....	11
Stack storage statistics.....	15
Heap storage statistics.....	16
HEAPPOOLS storage statistics.....	18
Modifying condition handling behavior.....	18
Language Environment callable services.....	18
Language Environment runtime options.....	19
Customizing condition handlers.....	20
Invoking the assembler user exit.....	21
Establishing enclave termination behavior for unhandled conditions.....	22
Using messages in your routine.....	22
C/C++.....	22
COBOL.....	22
Fortran.....	23
PL/I.....	23
Using condition information.....	23

Using the feedback code parameter.....	23
Using the symbolic feedback code.....	25
Chapter 2. Classifying errors.....	27
Identifying problems in routines.....	28
Language Environment module names.....	28
Common errors in routines.....	29
Interpreting runtime messages.....	30
Understanding abend codes.....	31
Using edcmtext to obtain information about errno2 values.....	32
Format.....	32
Description.....	32
Usage notes.....	32
Message returns.....	33
Examples.....	33
Exit Values.....	33
Chapter 3. Using Language Environment debugging facilities.....	35
Debugging tools.....	35
Language Environment dump service, CEE3DMP.....	35
Generating a Language Environment dump with CEE3DMP.....	35
Generating a Language Environment dump with TERMTHDACT.....	38
Generating a Language Environment dump with language-specific functions.....	42
Understanding the Language Environment dump.....	42
Debugging with specific sections of the Language Environment dump.....	64
Multiple enclave dumps.....	81
Generating a system dump.....	83
Steps for generating a system dump in a batch runtime environment.....	83
Steps for generating a system dump in an IMS runtime environment.....	84
Steps for generating a system dump in a CICS runtime environment.....	84
Steps for generating a Language Environment U4039 abend.....	85
Steps for generating a system dump in a z/OS UNIX shell.....	85
Formatting and analyzing system dumps.....	86
Preparing to use the Language Environment support for IPCS.....	86
Understanding Language Environment IPCS VERBEXIT – LEDATA.....	86
Understanding the Language Environment IPCS VERBEXIT LEDATA output.....	90
Understanding the HEAP LEDATA output.....	109
Understanding the heap pools LEDATA output.....	113
Understanding the heap pools trace LEDATA output.....	117
Understanding the C/C++-specific LEDATA output.....	120
Understanding the COBOL-specific LEDATA output.....	140
Understanding the PL/I-specific LEDATA output.....	143
Formatting individual control blocks.....	149
Controlling access to CEEDUMPs and DYNDUMPs.....	151
Requesting a Language Environment trace for debugging.....	152
Locating the trace dump.....	153
Using the Language Environment trace table format in a dump report.....	153
Understanding the trace table entry (TTE).....	153
Sample dump for the trace table entry.....	161
Requesting a UNIX System Services syscall trace for debugging.....	162

Part 2. Debugging language-specific routines..... 163

Chapter 4. Debugging C/C++ routines.....	165
Debugging C/C++ programs.....	165
Using the __amrc and __amrc2 structures to debug input/output.....	165
Using file I/O tracing to debug C/C++ file I/O problems.....	171

Displaying an error message with the perror() function.....	171
Using __errno2() to diagnose application problems.....	171
Diagnosing DLL problems.....	173
Using C/C++ listings.....	173
Finding variables.....	173
Generating a Language Environment dump of a C/C++ routine.....	180
cdump().....	180
csnap().....	180
ctrace().....	181
Sample C routine that calls cdump().....	181
Sample C++ routine that generates a Language Environment dump.....	182
Sample Language Environment dump with C/C++-specific information.....	183
Finding C/C++ information in a Language Environment dump.....	187
Sample Language Environment dump with XPLINK-specific information.....	193
Finding XPLINK information in a Language Environment dump.....	196
C/C++ contents of the Language Environment trace tables.....	197
Debugging examples of C/C++ routines.....	205
Divide-by-zero error.....	205
Calling a nonexistent non-XPLINK function.....	208
Calling a nonexistent XPLINK function.....	212
Handling dumps written to the z/OS UNIX file system.....	215
Multithreading consideration.....	216
Understanding C/C++ heap information in storage reports.....	216
Language Environment storage report with heap pools statistics.....	216
C function __uheapreport() storage report.....	218
MEMCHECK VHM memory leak analysis tool.....	220
Invoking MEMCHECK VHM.....	220
MEMCHECK VHM environment variables.....	220
MEMCHECK VHM report sample scenario.....	221
MEMCHECK VHM report examples.....	222
Chapter 5. Debugging COBOL programs.....	225
Using COBOL listings.....	227
Generating a Language Environment dump of a COBOL program.....	228
COBOL program that calls another COBOL program.....	228
COBOL program that calls the Language Environment CEE3DMP callable service.....	228
Sample Language Environment dump with COBOL-specific information.....	229
Finding COBOL information in a dump.....	230
Debugging example COBOL programs.....	234
Subscript range error.....	234
Calling a nonexistent subroutine.....	236
Divide-by-zero error.....	240
Chapter 6. Debugging Fortran routines.....	247
Determining the source of errors in Fortran routines.....	247
Identifying runtime errors.....	247
Using Fortran compiler listings.....	248
Generating a Language Environment dump of a Fortran routine.....	249
DUMP/PDUMP subroutines.....	249
CDUMP/CPDUMP subroutines.....	251
SDUMP subroutine.....	251
Finding Fortran information in a Language Environment dump.....	254
Examples of debugging Fortran routines.....	256
Calling a nonexistent routine.....	256
Divide-by-zero error.....	257
Chapter 7. Debugging PL/I for MVS & VM routines.....	261
Determining the source of errors in PL/I for MVS & VM routines.....	261

Logic errors in the source routine.....	261
Invalid use of PL/I for MVS & VM.....	261
Unforeseen errors.....	262
Invalid input data.....	262
Compiler or runtime routine malfunction.....	262
System malfunction.....	262
Unidentified routine malfunction.....	262
Storage overlay problems.....	263
Using PL/I for MVS & VM compiler listings.....	264
Generating PL/I for MVS & VM listings and maps.....	264
Finding information in PL/I for MVS & VM listings.....	264
Generating a Language Environment dump of a PL/I for MVS & VM routine.....	270
PLIDUMP syntax and options.....	270
PLIDUMP usage notes.....	272
Finding PL/I for MVS & VM information in a dump.....	272
Traceback.....	273
Control blocks for active routines.....	275
Control blocks associated with the thread.....	277
PL/I for MVS & VM contents of the Language Environment trace table.....	279
Debugging example of PL/I for MVS & VM routines.....	279
Subscript range error.....	279
Calling a nonexistent subroutine.....	283
Divide-by-zero error.....	285
Chapter 8. Debugging Enterprise PL/I routines.....	289
Determining the source of errors in Enterprise PL/I routines.....	289
Logic errors in the source routine.....	289
Invalid use of Enterprise PL/I.....	289
Unforeseen errors.....	290
Invalid input data.....	290
Compiler or runtime routine malfunction.....	290
System malfunction.....	290
Unidentified routine malfunction.....	290
Storage overlay problems.....	291
Using Enterprise PL/I compiler listings.....	292
Generating Enterprise PL/I listings and maps.....	292
Finding information in Enterprise PL/I listings.....	292
Generating a Language Environment dump of an Enterprise PL/I routine.....	298
PLIDUMP syntax and options.....	298
PLIDUMP usage notes.....	300
Finding Enterprise PL/I information in a dump.....	300
Traceback.....	301
Control blocks for active routines.....	301
Control blocks associated with the thread.....	303
Enterprise PL/I contents of the Language Environment trace table.....	304
Debugging example of Enterprise PL/I routines.....	305
Subscript range error.....	305
Calling a nonexistent subroutine.....	308
Divide-by-zero error.....	309
Chapter 9. Debugging under CICS.....	315
Accessing debugging information.....	315
Locating Language Environment runtime messages.....	315
Locating the Language Environment traceback.....	315
Locating the Language Environment dump.....	316
Using CICS transaction dump.....	316
Using CICS register and program status word contents.....	316
Using Language Environment abend and reason codes.....	317

Using Language Environment return codes to CICS.....	317
Activating Language Environment feature trace records under CICS.....	317
Ensuring transaction rollback.....	319
Finding data when Language Environment returns a nonzero return code.....	319
Finding data when Language Environment abends internally.....	320
Finding data when Language Environment abends from an EXEC CICS command.....	320
Displaying and modifying runtime options with the CLER transaction.....	321
Part 3. Debugging Language Environment AMODE 64 applications.....	323
Chapter 10. Preparing your AMODE 64 application for debugging.....	325
Setting compiler options.....	325
XL C and XL C++ compiler options for AMODE 64 applications.....	325
Using Language Environment runtime options.....	325
Determining the runtime options in effect for AMODE 64 applications.....	326
Understanding the HEAPZONES and HEAPCHK runtime options.....	327
Controlling storage allocation for AMODE 64 applications.....	328
Storage statistics for AMODE 64 applications.....	330
Modifying exception handling behavior.....	332
Language Environment application program interfaces (API).....	332
Language Environment runtime options.....	332
Customizing exception handlers.....	333
Using condition information.....	333
Using the feedback code parameter.....	334
Using the symbolic feedback code.....	335
Chapter 11. Classifying AMODE 64 application errors.....	337
Identifying problems in routines.....	337
Language Environment module names.....	337
Common errors in routines.....	337
Interpreting runtime messages.....	338
Message prefix.....	339
Message number.....	339
Severity code.....	339
Message text.....	339
Understanding abend codes.....	339
User abends.....	340
System abends.....	340
Chapter 12. Using Language Environment AMODE 64 debugging facilities.....	341
Language Environment dumps.....	341
Generating a Language Environment dump with TERMTHDACT.....	341
Generating a Language Environment dump with language-specific functions.....	343
Understanding the Language Environment dump.....	343
Generating a system dump.....	358
Steps for generating a system dump in a batch runtime environment.....	359
Steps for generating a system dump in a z/OS UNIX shell.....	359
Formatting and analyzing system dumps.....	360
Preparing to use the Language Environment support for IPCS.....	360
Understanding Language Environment IPCS VERBEXIT – LEDATA.....	360
Understanding the Language Environment IPCS VERBEXIT LEDATA output.....	364
Understanding the HEAP LEDATA output.....	378
Understanding the heap pool LEDATA output.....	388
Understanding the heap pools trace LEDATA output.....	394
Understanding the C/C++-specific LEDATA output.....	398
C/C++-specific sections of the LEDATA output.....	408
Understanding the PL/I-specific LEDATA output.....	410

PL/I-specific sections of the LEDATA output.....	415
Understanding the AUTH LEDATA output.....	415
Sections of the AUTH LEDATA VERBEXIT formatted output.....	419
Formatting individual control blocks.....	421
Requesting a Language Environment trace for debugging.....	423
Locating the trace dump.....	423
Using the Language Environment trace table format in a dump report.....	424
Understanding the trace table entry (TTE).....	424
Sample dump for the trace table entry.....	431
Requesting a UNIX System Services syscall trace for debugging.....	432
 Chapter 13. Debugging AMODE 64 C/C++ routines.....	433
Debugging C/C++ programs.....	433
Using the __amrc and __amrc2 structures to debug input/output.....	433
Using file I/O tracing to debug C/C++ file I/O problems.....	439
Displaying an error message with the perror() function.....	439
Using __errno2() to diagnose application problems.....	440
Using C/C++ listings.....	441
Finding variables.....	441
Generating a Language Environment dump of a C/C++ routine.....	444
cdump().....	444
csnap().....	444
ctrace().....	444
Sample C routine that calls cdump().....	444
Sample C++ routine that generates a Language Environment dump.....	446
Sample Language Environment dump with C/C++-specific information.....	447
C/C++ contents of the Language Environment trace tables.....	451
Debugging examples of C/C++ routines.....	454
Divide-by-zero error.....	454
Calling a nonexistent function.....	460
Handling dumps written to the z/OS UNIX file system.....	464
Multithreading consideration.....	465
Understanding C/C++ heap information in storage reports.....	465
Language Environment storage report with heap pools statistics.....	465
C function __uheapreport() storage report.....	468
 Part 4. Debugging AMODE 31 Language Environment and AMODE 64 Language	
 Environment interoperability applications.....	471
 Chapter 14. Using Language Environment debugging facilities and Language Environment dumps ..	473
Generating a dump for Language Environment AMODE 31 and AMODE 64 interoperability	
applications.....	473
Generating a system dump.....	473
Formatting and analyzing the AMODE 31 and AMODE 64 interoperability report in system	
dumps.....	473
Sections of the AMODE 31 and AMODE 64 interoperability report of the Language	
Environment LEDATA VERBEXIT formatted output.....	476
 Appendix A. Diagnosing problems with Language Environment.....	477
Diagnosis checklist.....	477
Locating the name of the failing routine for a non-XPLINK application.....	478
Searching the IBM Software Support Database.....	480
Preparing documentation for an authorized program analysis report (APAR).....	481
 Appendix B. Accessibility.....	485
 Notices.....	487

Terms and conditions for product documentation.....	488
IBM Online Privacy Statement.....	489
Policy for unsupported hardware.....	489
Minimum supported hardware.....	489
Programming interface information.....	490
Trademarks.....	490
Index.....	491

Figures

1. Example of an options report that was produced by runtime option RPTOPTS(ON).....	10
2. Storage report produced by runtime option RPTSTG(ON).....	12
3. Storage report produced by runtime option RPTSTG(ON) (continued).....	12
4. Storage report produced by RPTSTG(ON) with XPLINK.....	13
5. Storage report produced by RPTSTG(ON) with XPLINK (continued).....	14
6. Storage report produced by RPTSTG(ON) with XPLINK (continued).....	14
7. Language Environment condition token.....	24
8. The C program CELSAMP.....	43
9. The C program CELSAMP (continued).....	44
10. The C program CELSAMP (continued).....	45
11. The C DLL CELDLL.....	46
12. Upward-growing (non-XPLINK) stack frame format.....	65
13. Downward-growing (XPLINK) stack frame format.....	66
14. Condition information block (Part A).....	78
15. Condition information block (Part B).....	79
16. Machine state information block.....	81
17. Language Environment dump of multiple enclaves.....	82
18. Example of formatted output from LEDATA VERBEXIT (Part 1 of 18).....	90
19. Example of formatted output from LEDATA VERBEXIT (Part 2 of 18).....	91
20. Example of formatted output from LEDATA VERBEXIT (Part 3 of 18).....	92
21. Example of formatted output from LEDATA VERBEXIT (Part 4 of 18).....	93
22. Example of formatted output from LEDATA VERBEXIT (Part 5 of 18).....	94
23. Example of formatted output from LEDATA VERBEXIT (Part 6 of 18).....	95

24. Example of formatted output from LEDATA VERBEXIT (Part 7 of 18).....	96
25. Example of formatted output from LEDATA VERBEXIT (Part 8 of 18).....	97
26. Example of formatted output from LEDATA VERBEXIT (Part 11 of 18).....	98
27. Example of formatted output from LEDATA VERBEXIT (Part 12 of 18).....	99
28. Example of formatted output from LEDATA VERBEXIT (Part 13 of 18).....	100
29. Example of formatted output from LEDATA VERBEXIT (Part 14 of 18).....	101
30. Example of formatted output from LEDATA VERBEXIT (Part 15 of 18).....	102
31. Example of formatted output from LEDATA VERBEXIT (Part 16 of 18).....	103
32. Example of formatted output from LEDATA VERBEXIT (Part 17 of 18).....	104
33. Example of formatted output from LEDATA VERBEXIT (Part 18 of 18).....	105
34. CAA formatted by the CBFORMAT IPCS command.....	150
35. Format of the trace table entry.....	154
36. __amrc structure.....	166
37. __amrc2 structure.....	166
38. Example of a routine using perror().....	171
39. Example of a routine using __errno2().....	172
40. Sample output of a routine using __errno2().....	172
41. Example of a routine using _EDC_ADD_ERRNO2.....	172
42. Sample output of a routine using _EDC_ADD_ERRNO2.....	172
43. Example of a routine using __err2ad() in combination with __errno2()	173
44. Sample output of routine using __err2ad() in combination with __errno2().....	173
45. Writable static map produced by prelinker.....	175
46. Location of RENT static variable in storage.....	176
47. Writable static map produced by prelinker.....	176
48. Location of NORENT static variable in storage.....	177

49. Example code for parameter variable.....	177
50. Example code for parameter variable.....	178
51. Partial storage offset listing.....	178
52. Example code for structure variable.....	178
53. Example of aggregate map.....	179
54. Writable static map produced by prelinker.....	179
55. Fetched module for C routine.....	182
56. Example C++ routine with protection exception generating a dump.....	182
57. Template file STACK.C.....	183
58. Header file STACK.H.....	183
59. Memory file control block.....	190
60. Registers on entry to CEE3DMP.....	190
61. Parameters, registers, and variables for active routines.....	191
62. Condition information for active routines.....	191
63. Registers on entry to CEE3DMP.....	192
64. Parameters, registers, and variables for active routines.....	192
65. Condition information for active routines.....	193
66. Sample XPLINK-compiled program (tranmain) which calls a NOXPLINK-compiled program	194
67. Sample NOXPLINK-compiled program (trandll) which calls an XPLINK-compiled program	194
68. Trace table with trace table entry types 7 and 8.....	202
69. C routine with a divide-by-zero error.....	205
70. Sections of the dump from example C/C++ routine (divide-by-zero error).....	206
71. Pseudo assembly listing (C/C++ routine divide-by-zero error).....	207
72. C/C++ CAA information in dump (C/C++ routine divide-by-zero error).....	207
73. Writable static map (C/C++ routine divide-by-zero error).....	208

74. Enclave storage section of dump (C/C++ routine divide-by-zero error).....	208
75. C/C++example of calling a nonexistent subroutine.....	209
76. Sections of the dump from example C routine (calling a nonexistent subroutine).....	210
77. Pseudo assembly listing (calling a nonexistent subroutine).....	211
78. Writable static map (calling a nonexistent subroutine).....	212
79. Enclave control blocks and storage sections in dump (calling a nonexistent subroutine).....	212
80. C/C++example of calling a nonexistent XPLINK function.....	213
81. Pseudo assembly listing (calling a nonexistent XPLINK function).....	213
82. Writable static map (calling a nonexistent XPLINK function).....	214
83. Enclave control blocks and storage sections in dump (calling a nonexistent XPLINK function).....	214
84. IPCS panel for entering data set information.....	216
85. Storage report generated by __uheapreport().....	218
86. Heap Leak Report generated by MEMCHECK VHM.....	224
87. Example of using the WITH DEBUGGING MODE clause.....	227
88. COBOL program COBDUMP1 calling COBDUMP2.....	228
89. COBOL program COBDUMP2 calling the Language Environment dump service CEE3DMP.....	229
90. Control block information for active COBOL routines.....	231
91. Enclave-level data for COBOL programs.....	233
92. Process-level control blocks for COBOL programs.....	234
93. COBOL example of moving a value outside an array range.....	235
94. COBOL listing for COBOLX.....	235
95. COBOL example of calling a nonexistent subroutine.....	237
96. Sections of Language Environment dump for COBOLY.....	238
97. Portion of traceback of Language Environment dump for COBOLY (when compiled with Enterprise COBOL V5.1 or later).....	239
98. Parameters, registers, and variables for active routines section of dump for COBOLY.....	240

99. Main COBOL program, COBOL subroutine, and assembler routine.....	241
100. COBOL listing for COBOLZ2.....	242
101. Listing for ASSEMZ3.....	243
102. Variables section of Language Environment dump for COBOLZ2.....	243
103. Listing for COBOLZ2.....	244
104. Variables section of Language Environment dump for COBOLZ1.....	244
105. Example program that calls SDUMP.....	253
106. Example program that calls SDUMP (continued).....	253
107. Language Environment dump generated using SDUMP.....	254
108. Sections of the Language Environment dump.....	255
109. Example of calling a nonexistent routine.....	256
110. Sections of the Language Environment dump resulting from a call to a nonexistent routine.....	257
111. Fortran routine with a divide-by-zero error.....	258
112. Language Environment dump from divide-by-zero Fortran example.....	259
113. PL/I for MVS & VM routine compiled with LIST and MAP.....	265
114. Compiler-generated listings from example PL/I for MVS & VM routine.....	266
115. Compiler-generated listings from example PL/I for MVS & VM routine (continued).....	267
116. Traceback section of dump.....	273
117. Task traceback section.....	274
118. Task traceback section (continued).....	274
119. Control blocks for active routines section of the dump (Part 1 of 3).....	275
120. Control blocks for active routines section of the dump (Part 2 of 3).....	276
121. Control blocks for active routines section of the dump (Part 3 of 3).....	276
122. Control blocks associated with the thread section of the dump (Part 1 of 2).....	278
123. Control blocks associated with the thread section of the dump (Part 2 of 2).....	278

124. Sections of the Language Environment dump (Part 1 of 2).....	281
125. Sections of the Language Environment dump (Part 2 of 2).....	281
126. Example of calling a nonexistent subroutine.....	283
127. Sections of the Language Environment dump (Part 1 of 2).....	284
128. Sections of the Language Environment dump (Part 2 of 2).....	285
129. PL/I for MVS & VM routine with a divide-by-zero error.....	286
130. Variables from routine SAMPLE.....	286
131. Object code listing from example PL/I for MVS & VM routine.....	286
132. Language Environment dump from example PL/I for MVS & VM routine (Part 1 of 3).....	287
133. Language Environment dump from example PL/I for MVS & VM routine (Part 2 of 3).....	287
134. Language Environment dump from example PL/I for MVS & VM routine (Part 3 of 3).....	288
135. Enterprise PL/I routine compiled with LIST, MAP, and SOURCE.....	293
136. Compiler-generated listings from example Enterprise PL/I routine (Part 1 of 4).....	294
137. Compiler-generated listings from example Enterprise PL/I routine (Part 2 of 4).....	295
138. Compiler-generated listings from example Enterprise PL/I routine (Part 3 of 4).....	296
139. Compiler-generated listings from example Enterprise PL/I routine (Part 4 of 4).....	297
140. Traceback section of dump (Enterprise PL/I).....	301
141. Control blocks for active routines section of the dump (Enterprise PL/I).....	302
142. Control blocks associated with the thread section of the dump (Enterprise PL/I) (Part 1 of 2).....	303
143. Control blocks associated with the thread section of the dump (Enterprise PL/I) (Part 2 of 2).....	304
144. Example of moving a value outside an array range (Enterprise PL/I).....	305
145. Sections of the Language Environment dump (Part 1 of 2).....	306
146. Sections of the Language Environment dump (Part 2 of 2).....	307
147. Example of calling a nonexistent subroutine (Enterprise PL/I).....	308
148. Enterprise PL/I routine with a divide-by-zero error.....	310

149. Variables from routine SAMPLE (Enterprise PL/I).....	311
150. Object code listing from example Enterprise PL/I routine.....	311
151. Language Environment dump from example Enterprise PL/I routine (Part 1 of 2).....	312
152. Language Environment dump from example Enterprise PL/I routine (Part 2 of 2).....	313
153. Language Environment traceback written to the CESE transient data queue.....	316
154. CICS trace output in the ABBREV format.....	318
155. CICS trace output in the FULL format.....	319
156. Sample 64-bit options report.....	327
157. 64-bit storage report (Part 1 of 4).....	328
158. 64-bit storage report (Part 2 of 4).....	329
159. 64-bit storage report (Part 3 of 4).....	330
160. 64-bit storage report (Part 4 of 4).....	330
161. Language Environment condition token.....	334
162. The C program CELQSAMP (AMODE 64) (Part 1 of 2).....	344
163. The C program CELQSAMP (AMODE 64) (Part 2 of 2).....	345
164. The C DLL CELQDLL (AMODE 64).....	345
165. Example dump using CEE3DMP (AMODE 64) (Part 1 of 9).....	346
166. Example dump using CEE3DMP (AMODE 64) (Part 2 of 9).....	347
167. Example dump using CEE3DMP (AMODE 64) (Part 3 of 9).....	348
168. Example dump using CEE3DMP (AMODE 64) (Part 4 of 9).....	349
169. Example dump using CEE3DMP (AMODE 64) (Part 5 of 9).....	350
170. Example dump using CEE3DMP (AMODE 64) (Part 6 of 9).....	351
171. Example dump using CEE3DMP (AMODE 64) (Part 7 of 9).....	352
172. Example dump using CEE3DMP (AMODE 64) (Part 8 of 9).....	353
173. Example dump using CEE3DMP (AMODE 64) (Part 9 of 9).....	354

174. Example of formatted output from LEDATA VERBEXIT (AMODE 64) (Part 1 of 10).....	365
175. Example of formatted output from LEDATA VERBEXIT (AMODE 64) (Part 2 of 10).....	366
176. Example of formatted output from LEDATA VERBEXIT (AMODE 64) (Part 3 of 10).....	367
177. Example of formatted output from LEDATA VERBEXIT (AMODE 64) (Part 4 of 10).....	368
178. Example of formatted output from LEDATA VERBEXIT (AMODE 64) (Part 5 of 10).....	369
179. Example of formatted output from LEDATA VERBEXIT (AMODE 64) (Part 6 of 10).....	370
180. Example of formatted output from LEDATA VERBEXIT (AMODE 64) (Part 7 of 10).....	371
181. Example of formatted output from LEDATA VERBEXIT (AMODE 64) (Part 8 of 10).....	372
182. Example of formatted output from LEDATA VERBEXIT (AMODE 64) (Part 9 of 10).....	373
183. Example of formatted output from LEDATA VERBEXIT (AMODE 64) (Part 10 of 10).....	374
184. Example of formatted PTBL output from LEDATA VERBEXIT (Part 1 of 2).....	377
185. Example of formatted PTBL output from LEDATA VERBEXIT (Part 2 of 2).....	378
186. Example formatted detailed heap segment report from LEDATA VERBEXIT (AMODE 64) (Part 1 of 8).....	379
187. Example formatted detailed heap segment report from LEDATA VERBEXIT (AMODE 64) (Part 2 of 8).....	380
188. Example formatted detailed heap segment report from LEDATA VERBEXIT (AMODE 64) (Part 3 of 8).....	381
189. Example formatted detailed heap segment report from LEDATA VERBEXIT (AMODE 64) (Part 4 of 8).....	382
190. Example formatted detailed heap segment report from LEDATA VERBEXIT (AMODE 64) (Part 5 of 8).....	383
191. Example formatted detailed heap segment report from LEDATA VERBEXIT (AMODE 64) (Part 6 of 8).....	384
192. Example formatted detailed heap segment report from LEDATA VERBEXIT (AMODE 64) (Part 7 of 8).....	385
193. Example formatted detailed heap segment report from LEDATA VERBEXIT (AMODE 64) (Part 8 of 8).....	386
194. Example formatted detailed heap pool report from LEDATA VERBEXIT (AMODE 64) (Part 1 of 5)...	389
195. Example formatted detailed heap pool report from LEDATA VERBEXIT (AMODE 64) (Part 2 of 5)...	390

196. Example formatted detailed heap pool report from LEDATA VERBEXIT (AMODE 64) (Part 3 of 5)...	391
197. Example formatted detailed heap pool report from LEDATA VERBEXIT (AMODE 64) (Part 4 of 5)...	392
198. Example formatted detailed heap pool report from LEDATA VERBEXIT (AMODE 64) (Part 5 of 5)...	393
199. Example of formatted detailed heap pools trace report from LEDATA VERBEXIT (AMODE 64) (Part 1 of 5).....	394
200. Example of formatted detailed heap pools trace report from LEDATA VERBEXIT (AMODE 64) (Part 2 of 5).....	395
201. Example of formatted detailed heap pools trace report from LEDATA VERBEXIT (AMODE 64) (Part 3 of 5).....	396
202. Example of formatted detailed heap pools trace report from LEDATA VERBEXIT (AMODE 64) (Part 4 of 5).....	397
203. Example of formatted detailed heap pools trace report from LEDATA VERBEXIT (AMODE 64) (Part 5 of 5).....	398
204. Example of formatted C/C++ output from LEDATA VERBEXIT (AMODE 64) (Part 1 of 10).....	399
205. Example of formatted C/C++ output from LEDATA VERBEXIT (AMODE 64) (Part 2 of 10).....	400
206. Example of formatted C/C++ output from LEDATA VERBEXIT (AMODE 64) (Part 3 of 10).....	401
207. Example of formatted C/C++ output from LEDATA VERBEXIT (AMODE 64) (Part 4 of 10).....	402
208. Example of formatted C/C++ output from LEDATA VERBEXIT (AMODE 64) (Part 5 of 10).....	403
209. Example of formatted C/C++ output from LEDATA VERBEXIT (AMODE 64) (Part 6 of 10).....	404
210. Example of formatted C/C++ output from LEDATA VERBEXIT (AMODE 64) (Part 7 of 10).....	405
211. Example of formatted C/C++ output from LEDATA VERBEXIT (AMODE 64) (Part 8 of 10).....	406
212. Example of formatted C/C++ output from LEDATA VERBEXIT (AMODE 64) (Part 9 of 10).....	407
213. Example of formatted C/C++ output from LEDATA VERBEXIT (AMODE 64) (Part 10 of 10).....	408
214. Example of formatted PL/I output from LEDATA VERBEXIT (AMODE 64) (Part 1 of 6).....	410
215. Example of formatted PL/I output from LEDATA VERBEXIT (AMODE 64) (Part 2 of 6).....	411
216. Example of formatted PL/I output from LEDATA VERBEXIT (AMODE 64) (Part 3 of 6).....	412
217. Example of formatted PL/I output from LEDATA VERBEXIT (AMODE 64) (Part 4 of 6).....	413
218. Example of formatted PL/I output from LEDATA VERBEXIT (AMODE 64) (Part 5 of 6).....	414

219. Example of formatted Pl/I output from LEDATA VERBEXIT (AMODE 64) (Part 6 of 6).....	414
220. Example of formatted AUTH output from LEDATA VERBEXIT (AMODE 64) (Part 1 of 4).....	416
221. Example of formatted AUTH output from LEDATA VERBEXIT (AMODE 64) (Part 2 of 4).....	417
222. Example of formatted AUTH output from LEDATA VERBEXIT (AMODE 64) (Part 3 of 4).....	418
223. Example of formatted AUTH output from LEDATA VERBEXIT (AMODE 64) (Part 4 of 4).....	419
224. CAA formatted by the CBFORMAT IPCS command.....	422
225. Format of the trace table entry (AMODE 64).....	424
226. Trace table in dump output (LE=1 suboption).....	432
227. __amrc structure (AMODE 64).....	434
228. __amrc2 structure (AMODE 64).....	434
229. Example of a routine using perror() (AMODE 64).....	439
230. Example of a routine using __errno2() (AMODE 64).....	440
231. Sample output of routine using __errno2() (AMODE 64).....	440
232. Example of a routine using _EDC_ADD_ERRNO2 (AMODE 64).....	440
233. Sample output of a routine using _EDC_ADD_ERRNO2 (AMODE 64).....	440
234. Example of a routine using __err2ad() in combination with __errno2() (AMODE 64).....	441
235. Sample output of routine using __err2ad() in combination with __errno2() (AMODE 64).....	441
236. Example code for structure variables (AMODE 64).....	443
237. Example of aggregate map (AMODE 64).....	443
238. Example C routine using cdump() to generate a dump (AMODE 64) (Part 1 of 2).....	445
239. Example C routine using cdump() to generate a dump (AMODE 64) (Part 2 of 2).....	445
240. Fetched module for C routine (AMODE 64).....	446
241. Example C++ routine with protection exception generating a dump (AMODE 64).....	446
242. Template file STACK.C (AMODE 64).....	446
243. Header file STACK.H (AMODE 64).....	447

244. Example dump from sample C routine (AMODE 64) (Part 1 of 4).....	448
245. Example dump from sample C routine (AMODE 64) (Part 2 of 4).....	449
246. Example dump from sample C routine (AMODE 64) (Part 3 of 4).....	450
247. Example dump from sample C routine (AMODE 64) (Part 4 of 4).....	451
248. Trace table with XPLINK trace table entries 5 and 6 (AMODE 64).....	453
249. Trace table with XPLINK trace table entries 5 and 6 (AMODE 64).....	454
250. C routine with a divide-by-zero error (AMODE 64).....	455
251. Sections of the dump from example C/C++ routine (AMODE 64) (Part 1 of 2).....	456
252. Sections of the dump from example C/C++ routine (AMODE 64) (Part 2 of 2).....	456
253. Pseudo assembly listing (AMODE 64) (Part 1 of 3).....	457
254. Pseudo assembly listing (AMODE 64) (Part 2 of 3).....	458
255. Pseudo assembly listing (AMODE 64) (Part 3 of 3).....	459
256. C/C++ CAA information in dump (AMODE 64).....	459
257. Writable static map (AMODE 64).....	459
258. IPCS storage display of the writeable static area (AMODE 64).....	460
259. C/C++ example of calling a nonexistent subroutine (AMODE 64).....	460
260. Sections of the dump from example C routine (AMODE 64) (Part 1 of 3).....	461
261. Sections of the dump from example C routine (AMODE 64) (Part 2 of 3).....	462
262. Sections of the dump from example C routine (AMODE 64) (Part 3 of 3).....	462
263. Pseudo assembly listing (AMODE 64) (Part 1 of 2).....	463
264. Pseudo assembly listing (AMODE 64) (Part 2 of 2).....	463
265. Writable static map (AMODE 64).....	464
266. IPCS storage display of the writeable static area (AMODE 64).....	464
267. IPCS panel for entering data set information (AMODE 64).....	465
268. Storage report generated by __uheapreport() (AMODE 64).....	469

269. C PPA1.....	480
270. Nonconforming entry point type with sample dump.....	480

Tables

1. How to use z/OS Language Environment publications.....	xxvii
2. Syntax examples.....	xxix
3. TEST suboptions to simplify debugging.....	3
4. C/C++ compiler options to simplify runtime debugging.....	3
5. COBOL compiler options for runtime debugging.....	5
6. Fortran compiler options for runtime debugging	5
7. PL/I compiler options for debugging	6
8. Enterprise PL/I for z/OS compiler options for debugging.....	7
9. Language Environment runtime options for debugging.....	8
10. Storage report fields that display stack storage statistics.....	15
11. Storage report fields that display heap storage statistics.....	17
12. Callable services that modify condition handling.....	18
13. Runtime options that modify condition handling.....	19
14. Callable services that can convert condition tokens to routine variables, messages, or signaled conditions.....	24
15. Common error symptoms, possible causes, and programmer responses.....	27
16. Common error symptoms, possible causes, and programmer responses.....	29
17. CEE3DMP options.....	36
18. TERMTHDACT suboptions, level of information, and destinations.....	38
19. Condition handling of OCx abends.....	41
20. Contents of the Language Environment dump.....	57
21. Description of CAA fields.....	67
22. Contents of the LEDATA VERBEXIT formatted output.....	105

23. Contents of the Heap report sections of LEDATA output.....	112
24. Contents of heap pools report sections of LEDATA output.....	117
25. Contents of heap pools trace section of LEDATA output.....	119
26. Contents of C/C++-specific sections of LEDATA output.....	138
27. Contents of COBOL-specific sections of LEDATA Output.....	141
28. Contents of COBOL-specific sections of LEDATA Output (Enterprise COBOL V5.1 and later releases).....	143
29. Contents of PL/I-specific sections of LEDATA output.....	149
30. Language Environment Control blocks that can be individually formatted.....	150
31. TERMTHDACT runtime option settings and dump contents produced.....	152
32. LE=1 entry records.....	155
33. LE=2 entry records.....	155
34. Format of the mutex/CV/latch records.....	160
35. LE=8 entry records.....	161
36. LE=20 entry records.....	161
37. __last_op values and diagnosis information.....	168
38. Finding the WSA base address.....	174
39. Contents of the COBOL sections of Language Environment.....	187
40. Contents of XPLINK information in a Language Environment dump.....	197
41. Compiler-generated COBOL listings and their contents.....	227
42. Compiler-generated Fortran listings and their contents.....	248
43. Understanding the Language Environment traceback table.....	255
44. Compiler-generated PL/I for MVS & VM listings and their contents.....	264
45. Typical comments in a PL/I for MVS & VM static storage listing.....	267
46. Comments in a PL/I for MVS & VM object code listing.....	268
47. PL/I for MVS & VM mnemonics.....	269

48. Compiler-generated PL/I listings and their contents.....	292
49. Finding data when Language Environment returns a nonzero return code.....	320
50. Finding data when Language Environment abends internally.....	320
51. Finding data when Language Environment abends from an EXEC CICS command.....	320
52. Common error symptoms, possible causes, and programmer responses.....	338
53. TERMTHDACT suboptions, level of information, and destinations.....	341
54. Contents of the Language Environment dump - AMODE 64.....	354
55. Contents of the Language Environment LEDATA VERBEXIT formatted output (AMODE 64).....	375
56. Contents of Heap report sections of the LEDATA output (AMODE 64).....	387
57. Contents of the heap pool report sections of the LEDATA output (AMODE 64).....	393
58. Contents of a detailed heap pools trace report from LEDATA VERBEXIT (AMODE 64).....	398
59. Contents of C/C++-specific sections of the LEDATA output (AMODE 64).....	408
60. Contents of PL/I-specific sections of the LEDATA output (AMODE 64).....	415
61. Contents of AUTH LEDATA VERBEXIT formatted output (AMODE 64).....	420
62. Language Environment control blocks that can be individually formatted.....	422
63. Preinitialized Environments for Authorized Programs control blocks that can be individually formatted.....	422
64. TERMTHDACT runtime option settings and dump contents produced (AMODE 64).....	423
65. LE=1 entry records (AMODE 64).....	426
66. LE=2 entry records (AMODE 64).....	426
67. Format of the mutex/CV/latch records (AMODE 64).....	430
68. LE=8 entry records (AMODE 64).....	431
69. __last_op values and diagnosis information (AMODE 64).....	436
70. Contents of the LEDATA VERBEXIT formatted output.....	476
71. Problem resolution documentation requirements.....	482

About this document

z/OS Language Environment Debugging Guide provides assistance with detecting, finding, and fixing programming errors that occur during run time under Language Environment®. It can help you establish a debugging process to analyze data and narrow the scope and location of where an error might have occurred. You can read about how to prepare a routine for debugging, how to classify errors, and how to use the debugging facilities Language Environment provides. Also included are chapters on debugging HLL-specific routines and routines that run under CICS®. Debugging for AMODE 64 applications is covered in separate chapters, corresponding to the topics and contents that were provided.

This book is intended for application programmers who are interested in techniques for debugging runtime programs. You should be familiar with:

- Language Environment.
- Appropriate languages that use the accepted compilers.
- Program storage concepts.

Using your documentation

The publications provided with Language Environment are designed to help you:

- Manage the runtime environment for applications generated with a Language Environment-conforming compiler.
- Write applications that use the Language Environment callable services.
- Develop interlanguage communication applications.
- Customize Language Environment.
- Debug problems in applications that run with Language Environment.
- Migrate your high-level language applications to Language Environment.

Language programming information is provided in the supported high-level language programming manuals, which provide language definition, library function syntax and semantics, and programming guidance information.

Each publication helps you perform different tasks, some of which are listed in [Table 1 on page xxvii](#).

Table 1. How to use z/OS Language Environment publications	
To ...	Use ...
Evaluate Language Environment	z/OS Language Environment Concepts Guide
Plan for Language Environment	z/OS Language Environment Concepts Guide z/OS Language Environment Runtime Application Migration Guide
Install Language Environment	z/OS Program Directory in the z/OS Internet library (www.ibm.com/servers/resourcelink/svc00100.nsf/pages/zosInternetLibrary)
Customize Language Environment	z/OS Language Environment Customization
Understand Language Environment program models and concepts	z/OS Language Environment Concepts Guide z/OS Language Environment Programming Guide z/OS Language Environment Programming Guide for 64-bit Virtual Addressing Mode

Table 1. How to use z/OS Language Environment publications (continued)

To ...	Use ...
Find syntax for Language Environment runtime options and callable services	<i>z/OS Language Environment Programming Reference</i>
Develop applications that run with Language Environment	<i>z/OS Language Environment Programming Guide</i> and your language programming guide
Debug applications that run with Language Environment, diagnose problems with Language Environment	<i>z/OS Language Environment Debugging Guide</i>
Get details on runtime messages	<i>z/OS Language Environment Runtime Messages</i>
Develop interlanguage communication (ILC) applications	<i>z/OS Language Environment Writing Interlanguage Communication Applications</i> and your language programming guide
Migrate applications to Language Environment	<i>z/OS Language Environment Runtime Application Migration Guide</i> and the migration guide for each Language Environment-enabled language

How to read syntax diagrams

This section describes how to read syntax diagrams. It defines syntax diagram symbols, items that may be contained within the diagrams (keywords, variables, delimiters, operators, fragment references, operands) and provides syntax examples that contain these items.

Syntax diagrams pictorially display the order and parts (options and arguments) that comprise a command statement. They are read from left to right and from top to bottom, following the main path of the horizontal line.

For users accessing the IBM Documentation using a screen reader, syntax diagrams are provided in dotted decimal format.

Symbols

The following symbols may be displayed in syntax diagrams:

Symbol Definition

- ▶ — Indicates the beginning of the syntax diagram.
- ▶ Indicates that the syntax diagram is continued to the next line.
- ▶ — Indicates that the syntax is continued from the previous line.
- ▶ Indicates the end of the syntax diagram.

Syntax items

Syntax diagrams contain many different items. Syntax items include:

- Keywords - a command name or any other literal information.
- Variables - variables are italicized, appear in lowercase, and represent the name of values you can supply.

- Delimiters - delimiters indicate the start or end of keywords, variables, or operators. For example, a left parenthesis is a delimiter.
- Operators - operators include add (+), subtract (-), multiply (*), divide (/), equal (=), and other mathematical operations that may need to be performed.
- Fragment references - a part of a syntax diagram, separated from the diagram to show greater detail.
- Separators - a separator separates keywords, variables or operators. For example, a comma (,) is a separator.

Note: If a syntax diagram shows a character that is not alphanumeric (for example, parentheses, periods, commas, equal signs, a blank space), enter the character as part of the syntax.

Keywords, variables, and operators may be displayed as required, optional, or default. Fragments, separators, and delimiters may be displayed as required or optional.

Item type
Definition

Required
Required items are displayed on the main path of the horizontal line.

Optional
Optional items are displayed under the main path of the horizontal line.

Default
Default items are displayed above the main path of the horizontal line.

Syntax examples

The following table provides syntax examples.

Table 2. Syntax examples	
Item	Syntax example
Required item. Required items appear on the main path of the horizontal line. You must specify these items.	
Required choice. A required choice (two or more items) appears in a vertical stack on the main path of the horizontal line. You must choose one of the items in the stack.	
Optional item. Optional items appear below the main path of the horizontal line.	
Optional choice. An optional choice (two or more items) appears in a vertical stack below the main path of the horizontal line. You may choose one of the items in the stack.	
Default. Default items appear above the main path of the horizontal line. The remaining items (required or optional) appear on (required) or below (optional) the main path of the horizontal line. The following example displays a default with optional items.	
Variable. Variables appear in lowercase italics. They represent names or values.	

Table 2. Syntax examples (continued)

Item	Syntax example
Repeatable item. An arrow returning to the left above the main path of the horizontal line indicates an item that can be repeated. A character within the arrow means you must separate repeated items with that character. An arrow returning to the left above a group of repeatable items indicates that one of the items can be selected, or a single item can be repeated.	
Fragment. The fragment symbol indicates that a labelled group is described below the main syntax diagram. Syntax is occasionally broken into fragments if the inclusion of the fragment would overly complicate the main syntax diagram.	

z/OS information

This information explains how z/OS references information in other documents and on the web.

When possible, this information uses cross-document links that go directly to the topic in reference using shortened versions of the document title. For complete titles and order numbers of the documents for all products that are part of z/OS, see *z/OS Information Roadmap*.

How to provide feedback to IBM

We welcome any feedback that you have, including comments on the clarity, accuracy, or completeness of the information. For more information, see [How to send feedback to IBM](#).

Summary of changes

This information includes terminology, maintenance, and editorial changes. Technical changes or additions to the text and illustrations for the current edition are indicated by a vertical line to the left of the change.

Note: IBM z/OS policy for the integration of service information into the z/OS product documentation library is documented on the z/OS Internet Library under [IBM z/OS Product Documentation Update Policy](http://www.ibm.com/docs/en/zos/latest?topic=zos-product-documentation-update-policy) (www.ibm.com/docs/en/zos/latest?topic=zos-product-documentation-update-policy).

Summary of changes for z/OS 3.2

The following content is new, changed, or no longer included in z/OS 3.2.

New

The following content is new.

September 2025 release

- None.

Changed

The following content is changed.

September 2025 release

- Information is added to [“Using edcmtext to obtain information about errno2 values”](#) on page 32.
- References are updated in [“XL C and XL C++ compiler options”](#) on page 3.

Deleted

The following content is deleted.

September 2025 release

- None.

Summary of changes for z/OS 3.1

The following content is new, changed, or no longer included in z/OS 3.1.

New

The following content is new.

September 2023

Release updates are made to these sections:

- The options report header. See [“Determining the runtime options in effect”](#) on page 9.
- The storage report header. See [“Controlling storage allocation”](#) on page 11.
- The options report for AMODE 64 applications. See [“Determining the runtime options in effect for AMODE 64 applications”](#) on page 326.
- The storage report for AMODE 64 applications. See [“Controlling storage allocation for AMODE 64 applications”](#) on page 328.

Changed

The following content is changed.

December 2023 refresh

- References to IBM Debug for z/OS are updated.

September 2023

- None.

Deleted

The following content is deleted.

September 2023 release

- None.

What Language Environment supports

IBM Language Environment (also called Language Environment) provides common services and language-specific routines in a single runtime environment for C, C++, COBOL, Fortran (z/OS only; no support for z/OS UNIX System Services or CICS), PL/I, and assembler applications. It offers consistent and predictable results for language applications, independent of the language in which they are written.

Language Environment is the prerequisite runtime environment for applications that are generated with the following IBM compiler products:

- z/OS XL C/C++ (feature of z/OS)
- z/OS C/C++
- OS/390® C/C++
- C/C++ for MVS/ESA
- C/C++ for z/VM®
- XL C/C++ for z/VM
- AD/Cycle C/370
- IBM Toolkit for Swift on z/OS
- VisualAge® for Java™, Enterprise Edition for OS/390
- Enterprise COBOL for z/OS
- Enterprise COBOL for z/OS and OS/390
- COBOL for OS/390 & VM
- COBOL for MVS & VM (formerly COBOL/370)
- Enterprise PL/I for z/OS
- Enterprise PL/I for z/OS and OS/390
- VisualAge PL/I
- PL/I for MVS & VM (formerly PL/I MVS & VM)
- VS FORTRAN and FORTRAN IV (in compatibility mode)
- IBM Open Enterprise SDK for Go
- IBM Open XL C/C++ for z/OS

Although not all compilers listed are supported, Language Environment supports the compiled objects that they created.

Language Environment supports, but is not required for, an interactive debugging tool for debugging applications in your native z/OS environment. IBM Debug for z/OS is available as a stand-alone product.

Language Environment supports, but is not required for, VS FORTRAN Version 2 compiled code (z/OS only).

Language Environment consists of the common execution library (CEL) and the runtime libraries for C/C++, COBOL, Fortran, and PL/I.

Reference information:

- For more information about IBM Toolkit for Swift on z/OS, program number 5655-SFT, see the product documentation.
- For more information about IBM VisualAge for Java, Enterprise Edition for OS/390, program number 5655-JAV, refer to the product documentation.
- To become involved with the COBOL TextXchange community, see [IBM TextXchange COBOL \(community.ibm.com/community/user/ibmz-and-linuxone/groups/public?CommunityKey=dc94cb0f-7361-47d9-854f-dfcbdbbf04a3\)](https://community.ibm.com/community/user/ibmz-and-linuxone/groups/public?CommunityKey=dc94cb0f-7361-47d9-854f-dfcbdbbf04a3).

Part 1. Debugging in Language Environment

This information provides information about options and features you can use to prepare your routine for debugging. It describes some common errors that occur in routines and provides methods of generating dumps to help you get the information you need to debug your routine.

Chapter 1. Preparing your routine for debugging

You need to prepare your routine for debugging, starting with setting compiler options.

Setting compiler options

The following sections discuss language-specific compiler options important to debugging routines in Language Environment. These sections cover only the compiler options that are important to debugging. For a complete list of compiler options, see the appropriate HLL publications.

The use of some compiler options (such as TEST) can affect the performance of your routine. You must set these options before you compile. In some cases, you might need to remove the option and recompile your routine before delivering your application.

XL C and XL C++ compiler options

When using XL C, set the TEST(ALL) suboption; this is equivalent to specifying TEST(LINE,BLOCK,PATH,SYM,HOOK). For XL C++, the option TEST is equivalent to TEST(HOOK). [Table 3 on page 3](#) lists the TEST suboptions that you can use to simplify runtime debugging.

Table 3. TEST suboptions to simplify debugging	
Suboption name	Description
ALL	Sets all of the TEST suboptions.
BLOCK	Generates symbol information for nested blocks.
HOOK	Generates all possible hooks.
LINE	Generates line number hooks and allows a debugging tool to generate a symbolic dump.
PATH	Generates hooks at all path points; for example, hooks are inserted at if-then-else points before a function call and after a function call.
SYM	Generates symbol table information and enables Language Environment to generate a dump at run time. When you specify SYM, you also get the value and type of variables displayed in the Local Variables section of the dump. For example, if in block 4 the variable x is a signed integer of 12, and in block 2 the variable x is a signed integer of 1, the following output appears in the Local Variables section of the dump: <div><pre>%BLOCK4:>x signed int 12 %BLOCK2:>x signed int 1</pre></div>
If a nonzero optimization level is used, variables do not appear in the dump.	

You can use the C/C++ compiler options shown in [Table 4 on page 3](#) to make runtime debugging easier.

- For more information about the GONUMBER option, see in [GONUMBER | NOGONUMBER](#) in *z/OS XL C/C++ User's Guide*.
- For more information about the TEST option, see [TEST|NOTEST](#) in *z/OS XL C/C++ User's Guide*.

Table 4. C/C++ compiler options to simplify runtime debugging

Compiler option	Description
AGGREGATE (C)	Specifies that a layout for struct and union type variables appear in the listing.
ATTRIBUTE (C++)	For XL C++ compile, cross reference listing with attribute information. If XREF is specified, the listing also contains reference, definition and modification information.

Table 4. C/C++ compiler options to simplify runtime debugging (continued)

Compiler option	Description
CHECKOUT (C)	Provides informational messages indicating possible programming errors.
EVENTS	Produces an events file that contains error information and source file statistics.
EXPMAC	Macro expansions with the original source.
FLAG	Specifies the minimum severity level that is tolerated.
GONUMBER	Generates line number tables corresponding to the input source file. This option is turned on when the TEST option is used. This option is needed to show statement numbers in dump output.
INFO (C++)	Indication of possible programming errors.
INLINE	Inline Summary and Detailed Call Structure Reports. (Specify with the REPORT sub-option).
INLRPT	Generates a report on status of functions that were inlined. The OPTIMIZE option must also be specified.
LIST	Listing of the pseudo-assembly listing produced by the compiler.
OFFSET	Displays the offset addresses relative to the entry point of each function.
PHASEID	Causes each compiler module (phase) to issue an informational message which identifies the compiler phase module name, product identifier, and build level.
PPONLY	Completely expanded z/OS XL C, or z/OS XL C++ source code, by activating the preprocessor (PP) only. The output shows, for example, all the "#include" and "#define" directives.
SERVICE	Places a string in the object module, which is displayed in the traceback if the application fails abnormally.
SHOWINC	All included text in the listing.
SOURCE	Includes source input statements and diagnostic messages in the listing.
TERMINAL	Directs all error messages from the compiler to the terminal. If not specified, this is the default.
TEST	Generates information for debugging interface. This also generates symbol tables needed for symbolic variables in the dump.
XPLINK (BACKCHAIN)	Generates a prolog that saves redundant information in the calling function's stack frame.
XPLINK (STOREARGS)	Generates code to store arguments that are normally passed in registers, into the argument area.
XREF	For XL C compile, cross reference listing with reference, definition, and modification information. For XL C++ compile, cross reference listing with reference, definition, and modification information. If you specify ATTRIBUTE, the listing also contains attribute information.

For more information about Interprocedural Analysis (IPA), see [Using the IPA](#) in *z/OS XL C/C++ Programming Guide*.

COBOL compiler options

When using COBOL V4R2 and prior releases, set the SYM suboption of the TEST compiler option. The SYM suboption of TEST causes the compiler to add debugging information into the object program to resolve user names in the routine and to generate a symbolic dump of the DATA DIVISION. With this suboption specified, statement numbers will also be used in the dump output along with offset values.

When using COBOL V5R1 and later releases, instead of setting the SYM suboption, set the DWARF suboption of the TEST compiler option. This has the same effect as the SYM option above concerning debug information in the object program.

To simplify debugging, use the NOOPTIMIZE compiler option. Program optimization can change the location of parameters and instructions in the dump output.

You can use the COBOL compiler options shown in [Table 5 on page 5](#) to prepare your program for runtime debugging. For more detail on these options and functions, see the appropriate programming guide in the *Enterprise COBOL for z/OS* library (www.ibm.com/support/docview.wss?uid=swg27036733).

Table 5. COBOL compiler options for runtime debugging	
Compiler option	Description
LIST	Produces a listing of the assembler expansion of your source code and global tables, literal pools, information about working storage, and size of routine's working storage.
MAP	Produces lists of items in data division including a data division map, global tables, literal pools, a nested program structure map, and attributes.
OFFSET	Produces a condensed PROCEDURE DIVISION listing containing line numbers, statement references, and location of the first instruction generated for each statement.
OUTDD	Specifies the destination of DISPLAY statement messages.
SOURCE	Produces a listing of your source program with any statements embedded by PROCESS, COPY, or BASIS statements.
TEST	Produces object code that can run with a debugging tool, or adds information to the object program to produce formatted dumps. With or without any suboptions, this option forces the OBJECT option. When specified with any of the hook-location suboption values except NONE, this option forces the NOOPTIMIZE option. DWARF suboption includes statement numbers in the Language Environment dump and produces a symbolic dump. For COBOL V4R2 and prior releases, use the SYM suboption instead of DWARF.
VBREF	Produces a cross-reference of all verb types used in the source program and a summary of how many times each verb is used.
XREF	Creates a sorted cross-reference listing.

Fortran compiler options

You can use these Fortran compiler options shown in [Table 6 on page 5](#) to prepare your program for runtime debugging. For more detail on these options and functions, see *VS FORTRAN Version 2 Programming Guide for CMS and MVS* or *VS FORTRAN Version 2 Language and Library Reference*.

Table 6. Fortran compiler options for runtime debugging	
Compiler option	Description
FIPS	Specifies if standard language flagging is to be performed. This is valuable if you want to write a program conforming to Fortran 77.
FLAG	Specifies the level of diagnostic messages to be written. I (Information), E (Error), W (Warning), or S (Severe). You can also use FLAG to suppress messages that are below a specified level. This is useful if you want to suppress information messages, for example.
GOSTMT	Specifies that statement numbers are included in the runtime messages and in the Language Environment dump.
ICA	Specifies if intercompilation analysis is to be performed, specifies the files containing intercompilation analysis information to be used or updated, and controls output from intercompilation analysis. Specify ICA when you have a group of programs and subprograms that you want to process together and you need to know if there are any conflicting external references, mismatched commons, and so on.

Table 6. Fortran compiler options for runtime debugging (continued)

Compiler option	Description
LIST	Specifies if the object module list is to be written. The LIST option lets you see the pseudo-assembly language code that is similar to what is actually generated.
MAP	Specifies if a table of source program variable names, named constants, and statement labels and their displacements is to be produced.
OPTIMIZE	Specifies the optimizing level to be used during compilation. If you are debugging your program, it is advisable to use NOOPTIMIZE.
SDUMP	Specifies if dump information is to be generated.
SOURCE	Specifies if a source listing is to be produced.
SRCFLG	Controls insertion of error messages in the source listing. SRCFLG allows you to view error messages after the initial line of each source statement that caused the error, rather than at the end of the listing.
SXM	Formats SREF or MAP listing output to a 72-character width.
SYM	Invokes the production of SYM cards in the object text file. SYM cards contain location information for variables within a Fortran program.
TERMINAL	Specifies whether error messages and compiler diagnostics are to be written on the SYSTEM data set and whether a summary of messages for all the compilations is to be written at the end of the listing.
TEST	Specifies whether to override any optimization level above OPTIMIZE(0). This option adds runtime overhead.
TRMFLG	Specifies whether to display the initial line of source statements in error and their associated error messages at the terminal.
XREF	Creates a cross-reference listing.
VECTOR	Specifies whether to invoke the vectorization process. A vectorization report provides detailed information about the vectorization process.

PL/I compiler options

When using PL/I, specify the TEST compiler option to control the level of testing capability that are generated as part of the object code. Suboptions of the TEST option such as SYM, BLOCK, STMT, and PATH control the location of test hooks and specify whether or not a symbol table is generated. For more information about TEST, its suboptions, and the placement of test hooks, see the [IBM Enterprise PL/I for z/OS library \(www.ibm.com/support/docview.wss?uid=swg27036735\)](http://www.ibm.com/support/docview.wss?uid=swg27036735).

To simplify debugging and decrease compile time, set optimization to NOOPTIMIZE or OPTIMIZE(0). Higher optimization levels can change the location where parameters and instructions appear in the dump output.

You can use the compiler options listed in Table 7 on page 6 to prepare PL/I routines for debugging. For more detail on PL/I compiler options, see the [IBM Enterprise PL/I for z/OS library \(www.ibm.com/support/docview.wss?uid=swg27036735\)](http://www.ibm.com/support/docview.wss?uid=swg27036735).

Table 7. PL/I compiler options for debugging

Compiler option	Description
AGGREGATE	Specifies that a layout for arrays and major structures appears in the listing.
ESD	Includes the external symbol dictionary in the listing.
GONUMBER / GOSTMT	Tells the compiler to produce additional information specifying that line numbers from the source routine can be included in runtime messages and in the Language Environment dump.

Table 7. PL/I compiler options for debugging (continued)

Compiler option	Description
INTERRUPT	Specifies that users can establish an ATTENTION ON-unit that gains control when an attention interrupt occurs.
LIST	Produces a listing of the assembler expansion of source code and global tables, literal pools, information about working storage, and size of routine's working storage.
LMESSAGE	Tells the compiler to produce runtime messages in a long form. If the cause of a runtime malfunction is a programmer's understanding of language semantics, specifying LMESSAGE could better explain warnings or other information generated by the compiler.
MAP	Tells the compiler to produce tables showing how the variables are mapped in the static internal control section and in the stack frames, thus enabling static internal and automatic variables to be found in the Language Environment dump. If LIST is also specified, the MAP option also produces tables showing constants, control blocks, and INITIAL variable values.
OFFSET	Specifies that the compiler prints a table of statement or line numbers for each procedure with their offset addresses relative to the primary entry point of the procedure.
SOURCE	Specifies that the compiler includes a listing of the source routine in the listing.
STORAGE	Includes a table of the main storage requirements for the object module in the listing.
TERMINAL	Specifies what parts of the compiler listing produced during compilation are directed to the terminal.
TEST	Specifies the level of testing capability that is generated as part of the object code. TEST also controls the location of test hooks and whether or not the symbol table is generated. Because the TEST option increases the size of the object code and can affect performance, limit the number and placement of hooks.
XREF and ATTRIBUTES	Creates a sorted cross-reference listing with attributes.

Enterprise PL/I for z/OS compiler options

Table 8 on page 7 lists the Enterprise PL/I for z/OS compiler options that you can specify when preparing your Enterprise PL/I for z/OS routines for debugging. For more information about the Enterprise PL/I for z/OS compiler options, see the [IBM Enterprise PL/I for z/OS library \(www.ibm.com/support/docview.wss?uid=swg27036735\)](http://www.ibm.com/support/docview.wss?uid=swg27036735).

Table 8. Enterprise PL/I for z/OS compiler options for debugging

Compiler option	Description
AGGREGATE	Specifies that a layout for arrays and major structures appears in the listing.
GONUMBER / GOSTMT	Tells the compiler to produce additional information specifying that line numbers from the source routine can be included in runtime messages and in the Language Environment dump.
INTERRUPT	Specifies that users can establish an ATTENTION ON-unit that gains control when an attention interrupt occurs.
LIST	Produces a listing of the assembler expansion of source code and global tables, literal pools, information about working storage, and size of working storage for the routine.
OFFSET	Displays the offset addresses relative to the entry point of each function.
SOURCE	Specifies that the compiler includes a listing of the source routine in the listing.
STORAGE	Includes a table of the main storage requirements for the object module in the listing.

Table 8. Enterprise PL/I for z/OS compiler options for debugging (continued)

Compiler option	Description
TEST	Specifies the level of testing capability that is generated as part of the object code. TEST also controls the location of test hooks and whether the symbol table is generated. Because the TEST option increases the size of the object code and can affect performance, limit the number and placement of hooks.
XREF and ATTRIBUTES	Creates a sorted cross-reference listing with attributes.

Using Language Environment runtime options

Several runtime options affect debugging in Language Environment. The TEST runtime option, for example, can be used with a debugging tool to specify the level of control the debugging tool has when the routine being initialized is started. The ABPERC, CHECK, DEPTHCONDLMT, DYNDUMP, ERRCOUNT, HEAPCHK, INTERRUPT, TERMTHDACT, TRACE, TRAP, and USRHDLR options affect condition handling. The ABTERMENC option affects how an application ends (that is, with an abend or with a return code and reason code) when an unhandled condition of Severity 2 or greater occurs. Table 9 on page 8 lists the Language Environment runtime options that affect debugging. For more information about these runtime options, see *z/OS Language Environment Programming Reference*.

Table 9. Language Environment runtime options for debugging

Runtime option	Description
ABPERC	Specifies that the indicated abend code bypasses the condition handler.
ABTERMENC	Specifies enclave termination behavior for an enclave that ends with an unhandled condition of Severity 2 or greater.
CEEDUMP	Specifies options to control the processing of the Language Environment dump report.
CHECK	Determines whether runtime checking is performed.
NODEBUG	Controls the COBOL USE FOR DEBUGGING declarative.
DEPTHCONDLMT	Specifies the limit for the depth of nested synchronous conditions in user-written condition handlers. (Asynchronous signals do not affect DEPTHCONDLMT.)
DYNDUMP	Provides a way to obtain IPCS-readable dumps of user applications that would ordinarily be lost due to the absence of a SYSMDUMP, SYSUDUMP, or SYSABEND DD statement
ERRCOUNT	Specifies the number of synchronous conditions of Severity 2 or greater tolerated. (Asynchronous signals do not affect ERRCOUNT.)
HEAPCHK	Determines whether additional heap check tests are performed.
HEAPZONES	Activates user heap overlay toleration and checking.
INFOMSGFILTER	Filters user specified informational messages from the MSGFILE. Affects only those messages that are generated by Language Environment and any routine that calls CEEMSG. Other routines that write to the message file, such as CEEMOUT, do not have a filtering option.
INTERRUPT	Causes Language Environment to recognize attention interrupts.
MSGFILE	Specifies the ddname of the Language Environment message file.
MSGQ	Specifies the number of instance specific information (ISI) blocks that are allocated on a per-thread basis for use by an application. Located within the Language Environment condition token is an ISI token. The ISI contains information that is used by the condition manager to identify and react to a specific occurrence of a condition.

Table 9. Language Environment runtime options for debugging (continued)

Runtime option	Description
PROFILE	Controls the use of an optional profiler tool, which collects performance data for the running application. When this option is in effect, the profiler is loaded and the debugger cannot be loaded. If the TEST option is in effect when PROFILE is specified, the profiler tool is not loaded.
RPTOPTS	Produces a report that shows the runtime options in effect; see “Determining the runtime options in effect” on page 9.
RPTSTG	Generates a report of the storage that is used by an enclave; see “Controlling storage allocation” on page 11.
STORAGE	Specifies that Language Environment initializes all heap and stack storage to a user-specified value.
TERMTHDACT	Controls response when an enclave terminates due to an unhandled condition of Severity 2 or greater.
TEST	Specifies the conditions under which a debugging tool assumes control.
TRACE	Activates Language Environment runtime library tracing. Also controls the size of the trace table, the type of trace, and whether the trace table should be dumped unconditionally upon termination of the application.
TRAP	When TRAP is set to ON, Language Environment traps routine interrupts and abends, and optionally prints trace information or invokes a user-written condition handling routine. With TRAP set to OFF, the operating system handles all interrupts and abends. You should generally set TRAP to ON, or your runtime results can be unpredictable.
USRHDLR	Specifies the behavior of two user-written condition handlers. The first handler that is specified will be registered at stack frame 0. The second handler that is specified will be registered before any other user-written condition handlers once the handler is enabled by a condition.
XUFLOW	Specifies whether an exponent underflow causes a routine interrupt.

Determining the runtime options in effect

The runtime options in effect at the time the routine is run can affect routine behavior. Use RPTOPTS(ON) to generate an options report in the Language Environment message file when your routine terminates. The options report lists runtime options, and indicates where they were set. [Figure 1 on page 10](#) shows a sample options report.

Options Report for Enclave main 09/17/25 03:30:35 PM
 Language Environment V03 R02.00 Options Report for Enclave main 09/17/23 03:30:35 PM
 Language Environment V03 R01.00

LAST WHERE SET	OPTION
IBM-supplied default	ABPERC (NONE)
IBM-supplied default	ABTERMENC (ABEND)
IBM-supplied default	NOAIXBLD
IBM-supplied default	ALL31 (ON)
IBM-supplied default	ANYHEAP (16384,8192,ANYWHERE,FREE)
IBM-supplied default	NOAUTOTASK
IBM-supplied default	BELOWHEAP (8192,4096,FREE)
IBM-supplied default	CBLOPTS (ON)
IBM-supplied default	CBLPSHPOP (ON)
IBM-supplied default	CBLQDA (OFF)
IBM-supplied default	CEEDUMP (60,SYSDUMP=*,FREE=END,SPIN=UNALLOC)
IBM-supplied default	CHECK (ON)
IBM-supplied default	COUNTRY (US)
IBM-supplied default	NODEBUG
IBM-supplied default	DEPTHCONDLMT (10)
IBM-supplied default	DYNDUMP (*USERID,NODYNAMIC,TDUMP)
IBM-supplied default	ENVAR (" ")
IBM-supplied default	ERRCOUNT (0)
IBM-supplied default	ERRUNIT (6)
IBM-supplied default	FILEHIST
IBM-supplied default	FILETAG (NOAUTOCVT,NOAUTOTAG)
Default setting	NOFLOW
PARMLIB (CEEPRMML)	HEAP (4194304,5242880,ANYWHERE,KEEP,8192,4096)
IBM-supplied default	HEAPCHK (OFF,1,0,0,0,1024,0,1024,0)
IBM-supplied default	HEAPPPOOLS (OFF,8,10,32,10,128,10,256,10,1024,10,2048,10,0,10,0,10,0,10,0,10,0,10,0,10)
IBM-supplied default	HEAPZONES (0,ABEND,0,ABEND)
IBM-supplied default	INFOMSGFILTER (OFF,,,,)
IBM-supplied default	INQPCOPN
IBM-supplied default	INTERRUPT (OFF)
IBM-supplied default	LIBSTACK (4096,4096,FREE)
IBM-supplied default	MSGFILE (SYSDUMP,FBA,121,0,NOENQ)
IBM-supplied default	MSGQ (15)
IBM-supplied default	NATLANG (ENU)
Ignored	NONONIPTSTACK (See THREADSTACK)
IBM-supplied default	OCSTATUS
IBM-supplied default	PAGEFRAMESIZE (4K,4K,4K)
IBM-supplied default	NOPC
IBM-supplied default	PLITASKCOUNT (20)
IBM-supplied default	POSIX (OFF)
IBM-supplied default	PROFILE (OFF," ")
IBM-supplied default	PRTUNIT (6)
IBM-supplied default	PUNUNIT (7)
IBM-supplied default	RDRUNIT (5)
IBM-supplied default	RECPAD (OFF)
Invocation command	RPTOPTS (ON)
SETCEE command	RPTSTG (ON)
IBM-supplied default	NORTEREUS
IBM-supplied default	NOSIMVRD
IBM-supplied default	STACK (131072,131072,ANYWHERE,KEEP,524288,131072)
IBM-supplied default	STORAGE (NONE,NONE,NONE,0)
IBM-supplied default	TERMTHDACT (TRACE,,96)
IBM-supplied default	NOTEST (ALL,"*","PROMPT","INSPREF")
IBM-supplied default	THREADHEAP (4096,4096,ANYWHERE,KEEP)
IBM-supplied default	THREADSTACK (OFF,4096,4096,ANYWHERE,KEEP,131072,131072)
IBM-supplied default	TRACE (OFF,4096,DUMP,LE=0)
IBM-supplied default	TRAP (ON,SPIE)
IBM-supplied default	UPSI (00000000)
IBM-supplied default	NOUSRHDLR (,)
IBM-supplied default	VCTRSV (OFF)
IBM-supplied default	XPLINK (OFF)
IBM-supplied default	XUFLOW (AUTO)

Figure 1. Example of an options report that was produced by runtime option RPTOPTS(ON)

Understanding the HEAPZONES and HEAPCHK runtime options

The HEAPZONES and HEAPCHK runtime options are useful for debugging overlay damage problems that occur in the user heap. Though similar in that both options can be used for debugging purposes, the runtime options activate very different behavior in the runtime when specified.

HEAPZONES is a lightweight mechanism that detects heap overlay damage only during the freeing of an element. It looks for damage in the heap check zone of the freed element only.

Selecting a non-quiet output option causes HEAPZONES to display information about the damaged heap element. When messaging is requested, the address of the damaged element along with information specific to the heap check zone are included in the message. Depending on the type of damage, the value of the heap check zone is displayed. The data area of the damaged location is displayed following any issued informational messages. This runtime option can also be used as a mechanism to tolerate heap overlay damage by simply requesting no output (QUIET).

Depending on the size of the heap check zone and the number of allocation requests, the user may notice a significant amount of extra storage being used by the application. Performance may be affected due to the overhead of examining each heap check zone.

HEAPCHK investigates the entire user heap for damage during heap related calls at a frequency based on the specified settings in the option. Because HEAPCHK will traverse the entire user heap, a slow down in application performance will occur. Information about HEAPCHK diagnostic output is discussed in Chapter 3, “Using Language Environment debugging facilities,” on page 35.

When deciding which runtime option is better suited to use with your application, consider the differences between HEAPZONES and HEAPCHK relating to performance, storage usage, and time of damage detection. Although both runtime options affect performance, an application that chooses HEAPCHK will perform slower than an application that chooses HEAPZONES. If storage usage is a concern, HEAPCHK will not consume extra amounts of storage in the manner that HEAPZONES will. Determining when heap damage has occurred may be simpler to accomplish if HEAPCHK is chosen because of the frequency and scope of its analysis.

For more information about the HEAPZONES runtime option, see [HEAPZONES](#) in *z/OS Language Environment Programming Reference*.

For more information about the HEAPCHK runtime option, see [HEAPCHK](#) in *z/OS Language Environment Programming Reference*.

Using the CLER CICS transaction to display and set runtime options

The CICS transaction CLER allows you to display all the current Language Environment runtime options for a region, and to modify a subset of these options. For more information about the CICS CLER transaction, see “[Displaying and modifying runtime options with the CLER transaction](#)” on page 321.

Controlling storage allocation

The following runtime options control storage allocation:

- STACK
- THREADSTACK
- LIBSTACK
- THREADHEAP
- HEAP
- ANYHEAP
- BELOWHEAP
- STORAGE
- HEAPPOOLS

To generate a report of the storage a routine (or more specifically, an enclave) used during its run, specify the RPTSTG(ON) runtime option. The storage report, which is generated during enclave termination, provides statistics that can help you understand how space is being consumed as the enclave runs. If you want to tune storage management, the statistics can help you set the corresponding storage-related runtime options for future runs. The output is written to the Language Environment message file. For more information about tuning, see [Tuning heap storage](#) in *z/OS Language Environment Programming Guide*.

The storage report and the corresponding runtime options do not include the storage that Language Environment acquires during early initialization, before runtime options processing, and before the start

of space management monitoring. In addition, Language Environment does not report alternative Vendor Heap Manager activity.

Figure 2 on page 12 and Figure 4 on page 13 are examples of storage reports that are produced when RPTSTG(ON) is specified. The sections that follow these reports describe the contents of the reports.

```
Storage Report for Enclave main 09/17/25 03:31:45 PM
Language Environment V03 R02.00Storage Report for Enclave main 09/17/23 03:31:45 PM
Language Environment V03 R01.00

STACK statistics:
  Initial size:                                4096
  Increment size:                             4096
  Maximum used by all concurrent threads:      7488
  Largest used by any thread:                  7488
  Number of segments allocated:                 2
  Number of segments freed:                     0
THREADSTACK statistics:
  Initial size:                                4096
  Increment size:                             4096
  Maximum used by all concurrent threads:      3352
  Largest used by any thread:                  3352
  Number of segments allocated:                 6
  Number of segments freed:                     0
LIBSTACK statistics:
  Initial size:                                4096
  Increment size:                             4096
  Maximum used by all concurrent threads:       0
  Largest used by any thread:                   0
  Number of segments allocated:                 0
  Number of segments freed:                     0
THREADHEAP statistics:
  Initial size:                                4096
  Increment size:                             4096
  Maximum used by all concurrent threads:       0
  Largest used by any thread:                   0
  Successful Get Heap requests:                 0
  Successful Free Heap requests:                0
  Number of segments allocated:                 0
  Number of segments freed:                     0
```

Figure 2. Storage report produced by runtime option RPTSTG(ON)

```
HEAP statistics:
  Initial size:                                49152
  Increment size:                             16384
  Total heap storage used (sugg. initial size): 29112
  Successful Get Heap requests:                 251
  Successful Free Heap requests:                218
  Number of segments allocated:                 1
  Number of segments freed:                     0
HEAP24 statistics:
  Initial size:                                8192
  Increment size:                             4096
  Total heap storage used (sugg. initial size): 0
  Successful Get Heap requests:                 0
  Successful Free Heap requests:                0
  Number of segments allocated:                 0
  Number of segments freed:                     0
ANYHEAP statistics:
  Initial size:                                32768
  Increment size:                             16384
  Total heap storage used (sugg. initial size): 104696
  Successful Get Heap requests:                 28
  Successful Free Heap requests:                15
  Number of segments allocated:                 6
  Number of segments freed:                     5
BELOWHEAP statistics:
  Initial size:                                8192
  Increment size:                             8192
  Total heap storage used (sugg. initial size): 0
  Successful Get Heap requests:                 0
  Successful Free Heap requests:                0
  Number of segments allocated:                 0
  Number of segments freed:                     0
Additional Heap statistics:
  Successful Create Heap requests:              1
  Successful Discard Heap requests:             1
  Total heap storage used:                      4912
  Successful Get Heap requests:                 3
  Successful Free Heap requests:                3
  Number of segments allocated:                 2
  Number of segments freed:                     2
  Largest number of threads concurrently active: 2
End of Storage Report
```

Figure 3. Storage report produced by runtime option RPTSTG(ON) (continued)

Figure 4 on page 13 shows an example of a storage report that is produced with XPLINK

```
Storage Report for Enclave main 09/17/21 03:31:45 PM
Language Environment V02 R05.00

STACK statistics:
  Initial size: 131072
  Increment size: 131072
  Maximum used by all concurrent threads: 5416
  Largest used by any thread: 5416
  Number of segments allocated: 1
  Number of segments freed: 0
THREADSTACK statistics:
  Initial size: 4096
  Increment size: 4096
  Maximum used by all concurrent threads: 45536
  Largest used by any thread: 6552
  Number of segments allocated: 60
  Number of segments freed: 0
XPLINK STACK statistics:
  Initial size: 524288
  Increment size: 131072
  Largest used by any thread: 20400
  Number of segments allocated: 1
  Number of segments freed: 0
XPLINK THREADSTACK statistics:
  Initial size: 131072
  Increment size: 131072
  Largest used by any thread: 22160
  Number of segments allocated: 30
  Number of segments freed: 0
LIBSTACK statistics:
  Initial size: 4096
  Increment size: 4096
  Maximum used by all concurrent threads: 0
  Largest used by any thread: 0
  Number of segments allocated: 0
  Number of segments freed: 0
THREADHEAP statistics:
  Initial size: 4096
  Increment size: 4096
  Maximum used by all concurrent threads: 0
  Largest used by any thread: 0
  Successful Get Heap requests: 0
  Successful Free Heap requests: 0
  Number of segments allocated: 0
  Number of segments freed: 0
HEAP statistics:
  Initial size: 32768
  Increment size: 32768
  Total heap storage used (sugg. initial size): 286576
  Successful Get Heap requests: 71
  Successful Free Heap requests: 1
  Number of segments allocated: 10
  Number of segments freed: 0
```

Figure 4. Storage report produced by RPTSTG(ON) with XPLINK

```

HEAP24 statistics:
Initial size: 8192
Increment size: 4096
Total heap storage used (sugg. initial size): 0
Successful Get Heap requests: 0
Successful Free Heap requests: 0
Number of segments allocated: 0
Number of segments freed: 0
ANYHEAP statistics:
Initial size: 16384
Increment size: 8192
Total heap storage used (sugg. initial size): 1139712
Successful Get Heap requests: 487
Successful Free Heap requests: 431
Number of segments allocated: 50
Number of segments freed: 36
BELOWHEAP statistics:
Initial size: 8192
Increment size: 4096
Total heap storage used (sugg. initial size): 0
Successful Get Heap requests: 0
Successful Free Heap requests: 0
Number of segments allocated: 0
Number of segments freed: 0
Additional Heap statistics:
Successful Create Heap requests: 0
Successful Discard Heap requests: 0
Total heap storage used: 0
Successful Get Heap requests: 0
Successful Free Heap requests: 0
Number of segments allocated: 0
Number of segments freed: 0
HEAPPOOLS Statistics:
Pool 1 size: 8 Get Requests: 3
Successful Get Heap requests: 1- 8 3
Pool 2 size: 32 Get Requests: 268
Successful Get Heap requests: 9- 16 36
Successful Get Heap requests: 17- 24 3
Successful Get Heap requests: 25- 32 229
Pool 3 size: 128 Get Requests: 186
Successful Get Heap requests: 33- 40 3
Successful Get Heap requests: 41- 48 8
Successful Get Heap requests: 49- 56 111
Successful Get Heap requests: 57- 64 4
Successful Get Heap requests: 65- 72 2
Successful Get Heap requests: 73- 80 4
Successful Get Heap requests: 81- 88 6
Successful Get Heap requests: 89- 96 2
Successful Get Heap requests: 97- 104 1
Successful Get Heap requests: 105- 112 5
Successful Get Heap requests: 113- 120 31
Successful Get Heap requests: 121- 128 9

```

Figure 5. Storage report produced by RPTSTG(ON) with XPLINK (continued)

```

Pool 4 size: 256 Get Requests: 38
Successful Get Heap requests: 137- 144 2
Successful Get Heap requests: 145- 152 2
Successful Get Heap requests: 153- 160 2
Successful Get Heap requests: 161- 168 1
Successful Get Heap requests: 169- 176 4
Successful Get Heap requests: 177- 184 4
Successful Get Heap requests: 185- 192 2
Successful Get Heap requests: 193- 200 2
Successful Get Heap requests: 201- 208 3
Successful Get Heap requests: 209- 216 2
Successful Get Heap requests: 217- 224 3
Successful Get Heap requests: 225- 232 3
Successful Get Heap requests: 233- 240 1
Successful Get Heap requests: 241- 248 3
Successful Get Heap requests: 249- 256 4
Pool 5.1 size: 1024 Get Requests: 230
Pool 5.2 size: 1024 Get Requests: 3
Pool 5.3 size: 1024 Get Requests: 5
Successful Get Heap requests: 257- 264 225
Successful Get Heap requests: 273- 280 2
Successful Get Heap requests: 281- 288 10
Successful Get Heap requests: 841- 848 1
Pool 6 size: 2048 Get Requests: 2
Successful Get Heap requests: 1113- 1120 1
Successful Get Heap requests: 1137- 1144 1
Requests greater than the largest cell size: 2
HEAPPOOLS Summary:
Specified Element Extent Cells Per Extents Maximum Cells In
Cell Size Size Percent Extent Allocated Cells Used Use
-----
8 16 10 204 1 1 0
32 40 10 81 3 226 225
128 136 10 24 4 88 77
256 264 10 12 1 1 0
1024 1032 10 4 57 228 227
1024 1032 10 4 1 2 0
1024 1032 10 4 1 3 0
2048 2056 10 4 1 2 2
-----
Suggested Percentages for current Cell Sizes:
HEAPP(ON,8,1,32,28,128,37,256,1,(1024,3),90,2048,13,0)
Suggested Cell Sizes:
HEAPP(ON,
32,,56,,88,,120,,128,,168,,
208,,248,,288,,848,,1144,,2080,)
Largest number of threads concurrently active: 11
End of Storage Report

```

Figure 6. Storage report produced by RPTSTG(ON) with XPLINK (continued)

The statistics for initial and incremental allocations of storage types that have a corresponding runtime option differ from the runtime option settings when their values have been rounded up by the implementation, or when allocations larger than the amounts specified were required during execution. All of the following are rounded up to an integral number of double-words:

- Initial STACK allocations
- Initial allocations of THREADSTACK
- Initial allocations of all types of heap
- Incremental allocations of all types of stack and heap

The runtime options should be tuned appropriately to avoid performance problems. See [z/OS Language Environment Programming Guide](#) for tips on tuning.

Stack storage statistics

Language Environment stack storage is managed at the thread level; each thread has its own stack-type resources. [Table 10 on page 15](#) describes the fields in the storage report that contain various statistics about stack storage.

Table 10. Storage report fields that display stack storage statistics

Statistics categories	Field contents
<ul style="list-style-type: none"> • STACK • THREADSTACK • LIBSTACK • IPT STACK 	<p>The following fields display statistics for the upward-growing stack.</p> <p>Initial size Actual size of the initial segment assigned to each thread. If a pthread-attributes-table is provided on the invocation of pthread-create, then the stack size specified in the pthread-attributes-table will take precedence over the STACK runtime option.</p> <p>Increment size Size of each incremental segment acquired, as determined by the increment portion of the corresponding runtime option.</p> <p>Maximum used by all concurrent threads Maximum amount allocated in total at any one time by all concurrently executing threads.</p> <p>Largest used by any thread Largest amount allocated ever by any single thread.</p> <p>Number of segments allocated Number of segments allocated by all threads which includes the initial segments.</p> <p>Number of segments freed Number of incremental segments freed by all threads during the life of the threads. This does not include any incremental segments that were freed during thread termination.</p>

Table 10. Storage report fields that display stack storage statistics (continued)

Statistics categories	Field contents
<ul style="list-style-type: none"> XPLINK STACK XPLINK THREADSTACK 	<p>The following sections of the storage report display statistics for the downward-growing stack; they are only apply if XPLINK is in effect.</p> <p>Initial size Actual size of the initial segment assigned to each thread.</p> <p>Increment size Size of each incremental segment acquired, as determined by the increment portion of the corresponding runtime option.</p> <p>Maximum used by all concurrent threads Maximum amount allocated in total at any one time by all concurrently executing threads.</p> <p>Number of segments allocated Number of segments allocated by all threads which includes the initial segments.</p> <p>Number of segments freed Number of incremental segments freed by all threads during the life of the threads. This does not include any incremental segments that were freed during thread termination.</p>

Determining the applicable threads

If the application is not a multithreading or PL/I multitasking application, then the STACK statistics are for the one and only thread that executed, and the THREADSTACK statistics are all zero.

If the application is a multithreading or PL/I multitasking application, and THREADSTACK(ON) was specified, then the STACK statistics are for the initial thread (the IPT), and the THREADSTACK statistics are for the other threads. However, if THREADSTACK(OFF) was specified, then the STACK statistics are for all of the threads, initial and other.

Allocating stack storage

Another type of stack, called the reserve stack, is allocated for each thread and used to handle out-of-storage conditions. Its size is controlled by the 4th subparameter of the STORAGE runtime option, but its usage is neither tracked nor reported in the storage report.

In a single-threaded environment, Language Environment allocates the initial segments for STACK, LIBSTACK and reserve stack using GETMAIN. The LIBSTACK initial segment allocation is deferred until first use, except when STACK(,BELOW,,) is in effect. The reserve stack is allocated with STACK. In a multi-threaded POSIX(ON) environment, allocation of stack storage for the initial processing thread (IPT) is the same as the single-threaded environment. For threads other than the IPT, the initial STACK (or THREADSTACK) segment and reserve stack is allocated from ANYHEAP or BELOWHEAP, according to the STACK (or THREADSTACK) location. The initial LIBSTACK segment allocation is again deferred until first use, except when STACK(,BELOW,,) or THREADSTACK(ON,,,BELOW,,) is in effect. When a STACK, THREADSTACK, or LIBSTACK overflow occurs on any thread, Language Environment obtains the new segment using GETMAIN. The reserve stack does not tolerate overflow.

Heap storage statistics

Language Environment heap storage, other than what is explicitly defined using THREADHEAP, is managed at the enclave level. Each enclave has its own heap-type resources, which are shared by the threads that execute within the enclave. Heap storage defined using THREADHEAP is controlled at the thread level.

Table 11 on page 17 describes the fields in the storage report that contain various statistics about heap storage. These statistics, in all cases, specify totals for the whole enclave. For THREADHEAP, they indicate the total across all threads in the enclave.

Table 11. Storage report fields that display heap storage statistics

Statistics categories	Field contents
THREADHEAP	<p>Initial size Default initial allocation, as specified by the corresponding runtime option. For HEAP24, the initial size is the value of the <i>initpsz24</i> of the HEAP option.</p> <p>Increment size Minimum incremental allocation, as specified by the corresponding runtime option. For HEAP24, the increment size is the value of the <i>incrsz24</i> of the HEAP option.</p> <p>Maximum used by all concurrent threads Maximum total amount used by all concurrent threads at any one time.</p> <p>Largest used by any thread Largest amount used by any single thread</p> <p>Successful Get Heap requests Number of Get Heap requests.</p> <p>Successful Free Heap requests Number of Free Heap requests.</p> <p>Number of segments allocated Number of incremental segments allocated.</p> <p>Number of segments freed Number of incremental segments individually freed.</p>
<ul style="list-style-type: none"> • HEAP • HEAP24 • ANYHEAP • BELOWHEAP 	<p>Initial size Default initial allocation, as specified by the corresponding runtime option. For HEAP24, the initial size is the value of the <i>initpsz24</i> of the HEAP option.</p> <p>Increment size Minimum incremental allocation, as specified by the corresponding runtime option. For HEAP24, the increment size is the value of the <i>incrsz24</i> of the HEAP option.</p> <p>Total heap storage used Largest total amount used by the enclave at any one time.</p> <p>Successful Get Heap requests Number of Get Heap requests.</p> <p>Successful Free Heap requests Number of Free Heap requests. The number of Free Heap requests could be less than the number of Get Heap requests if the pieces of heap storage acquired by individual Get Heap requests were not freed individually, but rather were freed implicitly in the course of enclave termination.</p> <p>Number of segments allocated Number of incremental segments allocated.</p> <p>Number of segments freed Number of incremental segments individually freed. The number of incremental segments individually freed could be less than the number allocated if the segments were not freed individually, but rather were freed implicitly in the course of enclave termination.</p>

Table 11. Storage report fields that display heap storage statistics (continued)

Statistics categories	Field contents
Additional heap statistics	<p>Besides the fixed types of heap, additional types of heap can be created, each with its own heap ID. You can create and discard these additional types of heap by using the CEECRHP callable service.</p> <p>Successful Create Heap requests Number of successful Create Heap requests.</p> <p>Successful Discard Heap requests Number of successful Discard Heap requests. The number of Discard Heap requests could be less than the number of Create Heap requests if the special heaps allocated by individual Create Heap requests were not freed individually, but rather were freed implicitly in the course of enclave termination.</p> <p>Total heap storage used Largest total amount used by the enclave at any one time.</p> <p>Successful Get Heap requests Number of Get Heap requests.</p> <p>Successful Free Heap requests Number of Free Heap requests.</p> <p>Number of segments allocated Number of incremental segments allocated.</p> <p>Number of segments freed Number of incremental segments individually freed.</p>

HEAPPOOLS storage statistics

The HEAPPOOLS runtime option (for C/C++ applications only) controls usage of the HEAPPOOLS storage algorithm at the enclave level. The HEAPPOOLS algorithm allows for the definition of one to twelve heap pools, each consisting of a number of storage cells of a specified length. For further details regarding HEAPPOOLS storage statistics in the storage report, see [“HEAPPOOLS storage statistics” on page 216](#).

Modifying condition handling behavior

Setting the condition handling behavior of your routine affects the response that occurs when the routine encounters an error. You can modify condition handling behavior in the following ways:

- Callable services
- Runtime options
- User-written condition handlers
- POSIX functions (used to specifically set signal actions and signal masks)

Language Environment callable services

Table 12 on page 18 lists the callable services that you can use to modify condition handling. For more information about callable services, see [Language Environment callable services](#) in *z/OS Language Environment Programming Reference*.

Restriction: Fortran programs cannot directly call Language Environment callable services.

Table 12. Callable services that modify condition handling	
Name	Description
CEE3ABD	Terminates an enclave using an abend.
CEE3AB2	Terminate enclave with an abend and reason code.
CEEMRCE	Moves the resume cursor to an explicit location where resumption is to occur after a condition has been handled.

Table 12. Callable services that modify condition handling (continued)

Name	Description
CEEMRCR	Moves the resume cursor relative to the current position of the handle cursor.
CEE3CIB	Returns a pointer to a condition information block (CIB) associated with a given condition token. The CIB contains detailed information about the condition.
CEE3GRO	Returns the offset of the location within the most current Language Environment-conforming routine where a condition occurred.
CEE3SPM	<p>Specifies the settings of the routine mask. The routine mask controls:</p> <ul style="list-style-type: none"> • Fixed overflow • Decimal overflow • Exponent underflow • Significance <p>You can use CEE3SPM to modify Language Environment hardware conditions. Because such modifications can affect the behavior of your routine, be careful.</p>
CEE3SRP	Sets a resume point within user application code to resume from a Language Environment user condition handler.

Language Environment runtime options

Table 13 on page 19 shows the Language Environment runtime options that can affect your routine's condition handling behavior.

Table 13. Runtime options that modify condition handling

Runtime option	Description
ABPERC	<p>Specifies a system- or user-specified abend code that percolates without further action while the Language Environment condition handler is enabled. Normal condition handling activities are performed for everything except the specified abend code. System abends are specified as <i>Shhh</i>, where <i>hhh</i> is a hexadecimal system abend code. User abends are specified as <i>Uddd</i>, where <i>ddd</i> is a decimal user abend code. Any other 4-character EBCDIC string, such as NONE, that is not of the form <i>Shhh</i> can also be specified as a user-specified abend code. You can specify only one abend code with this option. This option assumes the use of TRAP(ON). ABPERC is not supported in CICS.</p> <p>Language Environment ignores ABPERC(0Cx). No abend is percolated and Language Environment condition handling semantics are in effect.</p>
CHECK	Specifies that checking errors within an application are detected. The Language Environment-conforming languages can define error checking differently.
DEPTHCONDLMT	Limits the extent to which synchronous conditions can be nested in a user-written condition handler. (Asynchronous signals do not affect DEPTHCONDLMT.) For example, if you specify 5, the initial condition and four nested conditions are processed. If the limit is exceeded, the application terminates with abend code 4091 and reason code 21 (X'15').
ERRCOUNT	Specifies the number of synchronous conditions of severity 2, 3, and 4 that are tolerated before the enclave terminates abnormally. (Asynchronous signals do not affect ERRCOUNT.) If you specify 0 an unlimited number of conditions is tolerated.
INTERRUPT	Causes attentions recognized by the host operating system to be passed to and recognized by Language Environment after the environment has been initialized.

Table 13. Runtime options that modify condition handling (continued)

Runtime option	Description
TERMTHDACT	<p>Sets the level of information that is produced when a condition of severity 2 or greater remains unhandled within the enclave. The parameter settings for different levels of information include:</p> <ul style="list-style-type: none"> • QUIET for no information • MSG for message only • TRACE for message and a traceback • DUMP for message, traceback, and Language Environment dump • UAONLY for message and a system dump of the user address space • UATRACE for message, Language Environment dump with traceback information only, and a system dump of the user address space • UADUMP for message, traceback, Language Environment dump, and system dump • UAIMM for a system dump of the user address space of the original abend or program interrupt prior to the Language Environment condition manager processing the condition.
TRAP(ON)	<p>Fully enables the Language Environment condition handler. This causes the Language Environment condition handler to intercept error conditions and routine interrupts. During typical operation, you should use TRAP(ON) when running your applications.</p> <p>When TRAP(ON,NOSPIE) is specified, Language Environment handles all program interrupts and abends through an ESTAE. Use this feature when you do not want Language Environment to issue an ESPIE macro.</p>
TRAP(OFF)	<p>Disables the Language Environment condition handler from handling abends and program checks/interrupts. ESPIE is not issued with TRAP(OFF), it is still possible to invoke the condition handler through the CEESGL callable service and pass conditions to registered user-written condition handlers.</p> <p>Specify TRAP(OFF) when you do not want Language Environment to issue an ESTAE or an ESPIE. However, TRAP(OFF) can cause several unexpected side effects. For more information, see the TRAP runtime option in TRAP in <i>z/OS Language Environment Programming Reference</i>.</p> <p>When TRAP(OFF), TRAP(OFF,SPIE), or TRAP(OFF,NOSPIE) is specified and either a program interrupt or abend occurs, the user exit for termination is ignored.</p>
USRHDLR	<p>Specifies the behavior of two user-written condition handlers. The first handler specified will be registered at stack frame 0. The second handler specified will be registered before any other user-written condition handlers, once the handler is enabled by a condition.</p> <p>When you specify USRHDLR(<i>lastname,supername</i>), <i>lastname</i> gets control at stack frame 0. The <i>supername</i> will get control first, before any user-written condition handlers but after <i>supername</i> has gone through the enablement phase, when a condition occurs.</p>
XUFLOW	Specifies if an exponent underflow causes a routine interrupt.

Customizing condition handlers

User-written condition handlers permit you to customize condition handling for certain conditions. You can register a user-written condition handler for the current stack frame by using the CEEHDLR callable service. You can use the Language Environment USRHDLR runtime option to register a user-written condition handler for stack frame 0. You can also use USRHDLR to register a user-written condition handler before any other user condition handlers.

When the Language Environment condition manager encounters the condition, it requests that the condition handler associated with the current stack frame handle the condition. If the condition is not

handled, the Language Environment condition manager percolates the condition to the next (earlier) stack frame, and so forth to earlier stack frames until the condition has been handled. Conditions that remain unhandled after the first (earliest) stack frame has been reached are presented to the Language Environment condition handler. One of the following Language Environment default actions is then taken, depending on the severity of the condition:

- Resume
- Percolate
- Promote
- Fix-up and resume

For more information about user-written condition handlers, see [Coding a user-written condition handler](#) in *z/OS Language Environment Programming Guide*.

Invoking the assembler user exit

For debugging purposes, the CEEBXITA assembler user exit can be invoked during:

- Enclave initialization
- Enclave termination
- Process termination

The functions of the CEEBXITA user exit depend on when the user exit is invoked and whether it is application-specific or installation-wide. Application-specific user exits must be linked with the application load module and run only when that application runs. Installation-wide user exits must be linked with the Language Environment initialization/termination library routines and run with all Language Environment library routines. Because an application-specific user exit has priority over any installation-wide user exit, you can customize a user exit for a particular application without affecting the user exit for any other applications.

At enclave initialization, the CEEBXITA user exit runs prior to the enclave establishment. Thus you can modify the environment in which your application runs in the following ways:

- Specify runtime options
- Allocate data sets/files in the user exit
- List abend codes to be passed to the operating system
- Check the values of routine arguments

At enclave termination, the CEEBXITA user exit runs prior to the termination activity. Thus, you can request an abend and perform specified actions based on received return and reason codes. (This does not apply when Language Environment terminates with an abend.)

At process termination, the CEEBXITA user exit runs after the enclave termination activity completes. Thus you can request an abend and deallocate files.

The assembler user exit must have an entry point of CEEBXITA, must be reentrant, and must be capable of running in AMODE(ANY) and RMODE(ANY).

You can use the assembler user exit to establish enclave termination behavior for an enclave ending with an unhandled condition of severity 2 or greater in the following ways:

- If you do not request an abend in the assembler user exit for the enclave termination call, Language Environment honors the setting of the ABTERMENC option to determine how to end the enclave.
- If you request an abend in the assembler user exit for the enclave termination call, Language Environment issues an abend to end the enclave.

For more information about the assembler user exit, see [CEEBXITA assembler user exit interface](#) in *z/OS Language Environment Programming Guide*.

Establishing enclave termination behavior for unhandled conditions

To establish enclave termination behavior when an unhandled condition of severity 2 or greater occurs, use one of the following methods:

- The assembler user exit. For more information, see [“Invoking the assembler user exit” on page 21.](#)
- POSIX signal default action. For more information, see [Language Environment and POSIX signal handling interactions in z/OS Language Environment Programming Guide.](#)
- The ABTERMENC runtime option. The ABTERMENC runtime option sets the enclave termination behavior for an enclave ending with an unhandled condition of severity 2 or greater.

If you specify the IBM-supplied default suboption ABEND, Language Environment issues an abend to end the enclave regardless of the setting of the CEEAUE_ABND flag. Additionally, the assembler user exit can alter the abend code, abend reason code, abend dump attribute, and the abend task/step attribute. For more information about using ABTERMENC, see ABTERMENC in *z/OS Language Environment Programming Reference*. For more information about the assembler user exit, see CEEBXITA assembler user exit interface in *z/OS Language Environment Programming Guide*.

If you specify the RETCODE suboption, Language Environment uses the CEEAUE_ABND flag value set by the assembler user exit (which is called for enclave termination) to determine whether to issue an abend to end the enclave when an unhandled condition of severity 2 or greater occurs.

Using messages in your routine

You can create messages and use them in your routine to indicate the status and progress of the routine during run time, and to display variable values. The process of creating messages and using them requires that you create a message source file, and convert the source file into loadable code for use in your routine.

You can use the Language Environment callable service CEEMOUT to direct user-created message output to the Language Environment message file. To direct the message output to another destination, use the Language Environment MSGFILE runtime option to specify the ddname of the file.

When multiple Language Environment environments are running in the same address space and the same MSGFILE ddname is specified, writing contention can occur. To avoid contention, use the MSGFILE suboption ENQ. ENQ tells Language Environment to perform serialization around writes to the MSGFILE ddname specified which eliminates writing contention. Writing contention can also be eliminated by specifying unique MSGFILE ddnames.

Each Language Environment-conforming language also provides ways to display both user-created and runtime messages. (For an explanation of Language Environment runtime messages, see [“Interpreting runtime messages” on page 30.](#))

The following sections discuss how to create messages in each of the HLLs. For a more detailed explanation of how to create messages and use them in C, C/C++, COBOL, Fortran, or PL/I routines, see *z/OS Language Environment Programming Guide*.

C/C++

For C/C++ routines, output from the `printf` function is directed to `stdout`, which is associated with `SYSPRINT`. All C/C++ runtime messages and `perror()` messages are directed to `stderr`. `stderr` corresponds to the ddname associated with the Language Environment MSGFILE runtime option. The destination of the `printf` function output can be changed by using the redirection `1>&2` at routine invocation to redirect `stdout` to the `stderr` destination. Both streams can be controlled by the MSGFILE runtime option.

COBOL

For COBOL programs, you can use the `DISPLAY` statement to display messages. Output from the `DISPLAY` statement is directed to `SYSOUT`. `SYSOUT` is the IBM-supplied default for the Language Environment

message file. The OUTDD compiler option can be used to change the destination of the DISPLAY messages.

Fortran

For Fortran programs, runtime messages, output written to the print unit, and other output (such as output from the SDUMP callable service) are directed to the file specified by the MSGFILE runtime option. If the print unit is different than the error message unit (PRTUNIT and ERRUNIT runtime options have different values), however, output from the PRINT statement won't be directed to the Language Environment message file.

PL/I

Under PL/I, runtime messages are directed to the file specified in the Language Environment MSGFILE runtime option, instead of the PL/I SYSPRINT STREAM PRINT file. User-specified output is still directed to the PL/I SYSPRINT STREAM PRINT file. To direct this output to the Language Environment MSGFILE file, specify the runtime option MSGFILE(SYSPRINT).

Using condition information

If a condition that might require attention occurs while an application is running, Language Environment builds a condition token. The condition token contains 12 bytes (96 bits) of information about the condition that Language Environment or your routines can use to respond appropriately. Each condition is associated with a single Language Environment runtime message. You can use this condition information in two primary ways:

- To specify the feedback code parameter when calling Language Environment services (see [“Using the feedback code parameter”](#) on page 23).
- To code a symbolic feedback code in a user-written condition handler (see [“Using the symbolic feedback code”](#) on page 25).

Using the feedback code parameter

The feedback code is an optional parameter of the Language Environment callable services. (For COBOL/370 programs, you must provide the `fc` parameter in each call to a Language Environment callable service. For C/C++, Enterprise COBOL for z/OS, COBOL for OS/390, COBOL for MVS & VM, and PL/I routines, this parameter is optional. For more information about `fc` and condition tokens, see [Understanding the structure of the condition token in z/OS Language Environment Programming Guide](#).)

When you provide the feedback code (`fc`) parameter, the callable service in which the condition occurs sets the feedback code to a specific value called a condition token.

The condition token does not apply to asynchronous signals. For a discussion of the distinctions between synchronous signals and asynchronous signals with POSIX(ON), see [Language Environment and POSIX signal handling interactions in z/OS Language Environment Programming Guide](#).

When you do not provide the `fc` parameter, any nonzero condition is signaled and processed by Language Environment condition handling routines. If you have registered a user-written condition handler, Language Environment passes control to the handler, which determines the next action to take. If the condition remains unhandled, Language Environment writes a message to the Language Environment message file. The message is the translation of the condition token into English (or another supported national language).

Language Environment provides callable services that can be used to convert condition tokens to routine variables, messages, or signaled conditions. [Table 14 on page 24](#) lists these callable services and their functions.

Table 14. Callable services that can convert condition tokens to routine variables, messages, or signaled conditions

Callable service	Description
CEEMSG	Transforms the condition token into a message and writes the message to the message file.
CEEMGET	Transforms the condition token into a message and stores the message in a buffer.
CEEDCOD	Decodes the condition token; that is, separates it into distinct user-supplied variables. Also, if a language does not support structures, CEEDCOD provides direct access to the token.
CEESGL	Signals the condition. This passes control to any registered user-written condition handlers. If a user-written condition handler does not exist, or the condition is not handled, Language Environment by default writes the corresponding message to the message file and terminates the routine for severity 2 or higher. For severity 0 and 1, Language Environment continues without writing a message. COBOL, however, issues severity 1 messages before continuing. CEESGL can signal a POSIX condition. For more information about CEESGL, see CEESGL—Signal a condition in z/OS Language Environment Programming Reference .

There are two types of condition tokens. Case 1 condition tokens contain condition information, including the Language Environment message number. All Language Environment callable services and most application routines use case 1 condition tokens. Case 2 condition tokens contain condition information and a user-specified class and cause code. Application routines, user-written condition handlers, assembler user exits, and some operating systems can use case 2 condition tokens.

0	-	31	32 - 33	34 - 36	37 - 39	40 - 63	64 - 95
Condition_ID			Case Number	Severity Number	Control Code	Facility_ID	ISI

For Case 1 condition tokens,
Condition_ID is:

0 - 15	16 - 31
Severity Number	Message Number

For Case 2 condition tokens,
Condition_ID is:

0 - 15	16 - 31
Class Code	Cause Code

A symbolic feedback code represents the first 8 bytes of a condition token. It contains the Condition_ID, Case Number, Severity Number, Control Code, and Facility_ID, whose bit offsets are indicated.

Figure 7. Language Environment condition token

For example, in the condition token: X'0003032D 59C3C5C5 00000000'

- X'0003' is severity.
- X'032D' is message number 813.
- X'59' are hexadecimal flags for case, severity, and control.
- X'C3C5C5' is the CEE facility ID.
- X'00000000' is the ISI. (In this case, no ISI was provided.)

If a Language Environment traceback or dump is generated while a condition token is being processed or when a condition exists, Language Environment writes the runtime message to the condition section of the traceback or dump. If a condition is detected when a callable service is invoked without a feedback code, the condition token is passed to the Language Environment condition manager. The condition manager polls active condition handlers for a response. If a condition of severity 0 or 1 remains unhandled, Language Environment resumes without issuing a message. Language Environment does issue messages, however, for COBOL severity 1 conditions. For unhandled conditions of severity 2 or greater, Language Environment issues a message and terminates. For a list of Language Environment runtime messages and corrective information, see *z/OS Language Environment Runtime Messages*.

If a second condition is raised while Language Environment is attempting to handle a condition, the message CEE0374C CONDITION = <message no.> is displayed using a write-to-operator (WTO). The

message number in the CEE0374C message indicates the original condition that was being handled when the second condition was raised. This can happen when a critical error is signaled (for example, when internal control blocks are damaged).

If the output for this error message appears several times in sequence, the conditions appear in order of occurrence. Correcting the earliest condition can cause your application to run successfully.

Using the symbolic feedback code

The symbolic feedback code represents the first 8 bytes of a 12-byte condition token. You can think of the symbolic feedback code as the nickname for a condition. As such, the symbolic feedback code can be used in user-written condition handlers to screen for a given condition, even if it occurs at different locations in an application. For more information about symbolic feedback codes, see [Using symbolic feedback codes](#) in *z/OS Language Environment Programming Guide*.

Chapter 2. Classifying errors

You can identify errors in Language Environment routines.

Language Environment module names

Identify Language Environment-supplied module elements by any of the following three-character prefixes:

- CEE (Language Environment)
- CEL (Language Environment and C/C++ runtime library)
- EDC (C/C++)
- FOR (Fortran)
- IBM (PL/I)
- IGZ (COBOL)

Module elements or text files with other prefixes are not part of the Language Environment product.

Common errors in routines

These common errors have simple solutions:

- If you do not have enough virtual storage, increase your region size or decrease your storage usage (stack size) by using the storage-related runtime options and callable services. (See [“Controlling storage allocation”](#) on page 11 for information about using storage in routines.)
- If you do not have enough disk space, increase your disk allocation.
- If executable files are not available, check your executable library to ensure that they are defined. For example, check your STEPLIB or JOBLIB definitions.

If your error is not caused by any of these items, examine your routine or routines for changes since the last successful run. If there have been changes, review these changes for errors that might be causing the problem. One way to isolate the problem is to branch around or comment out recent changes and rerun the routine. If the run is successful, the error can be narrowed to the scope of the changes.

Duplicate names that are shared between Fortran routines and C library routines can produce unexpected results. Language Environment provides several cataloged procedures to properly resolve duplicate names. For more information about how to avoid name conflicts, see [Resolving library module name conflicts between Fortran and C](#) in *z/OS Language Environment Programming Guide*.

Changes in optimization levels, addressing modes, and input/output file formats can also cause unanticipated problems in your routine.

In most cases, generated condition tokens or runtime messages point to the nature of the error. The runtime messages offer the most efficient corrective action. To help you analyze errors and determine the most useful method to fix the problem, The following table lists common error symptoms, possible causes, and programmer responses.

Table 15. Common error symptoms, possible causes, and programmer responses		
Error symptom	Possible cause	Programmer response
Numbered runtime message appears	Condition that is raised in routine.	For any messages you receive, read the Programmer Response. For information about message structure, see “Interpreting runtime messages” on page 30.

Table 15. Common error symptoms, possible causes, and programmer responses (continued)

Error symptom	Possible cause	Programmer response
User abend code < 4000	<ul style="list-style-type: none"> A non-Language Environment abend occurred. The assembler user exit requested an abend for an unhandled condition of severity ≥ 2. 	See the Language Environment abend codes in Language Environment abend codes in z/OS Language Environment Runtime Messages . Check for a subsystem-generated abend or a user-specified abend.
User abend code ≥ 4000	<ul style="list-style-type: none"> Language Environment detected an error and could not proceed. An unhandled software-raised condition occurred and ABTERMENC(ABEND) was in effect. The assembler user exit requested an abend for an unhandled condition of severity 4. 	For any abends you receive, read the appropriate explanation that is listed in Language Environment abend codes in z/OS Language Environment Runtime Messages .
System abend with TRAP(OFF)	Cause depends on type of malfunction.	Respond appropriately. See the messages and codes book of the operating system.
System abend with TRAP(ON)	System-detected error.	See the messages and codes information of the operating system.
No response (wait/loop)	Application logic failure.	Check routine logic. Ensure that ERRCOUNT and DEPTHCONDLMT runtime options are set to a nonzero value.
Unexpected message (message received was not from most recent service)	Condition that is caused by something that is related to current service.	Generate a traceback by using CEE3DMP.
Incorrect output	Incorrect file definitions, storage overlay, incorrect routine mask setting, references to uninitialized variables, data input errors, or application routine logic error.	Correct the appropriate parameters.
No output	Incorrect ddname, file definitions, or message file setting.	Correct the appropriate parameters.
Nonzero return code from enclave	Unhandled condition of severity 2, 3, or 4, or the return code was issued by the application routine.	Check the Language Environment message file for runtime message.
Unexpected output	Conflicting library module names.	See the name conflict resolution steps that are outlined in Resolving library module name conflicts between Fortran and C in z/OS Language Environment Programming Guide .

Identifying problems in routines

The following sections describe how you can identify errors in Language Environment routines. Included are common error symptoms and solutions.

Language Environment module names

You can identify Language Environment-supplied module elements by any of the following three-character prefixes:

- CEE (Language Environment)
- CEL (Language Environment and C/C++ runtime library)

- EDC (C/C++)
- FOR (Fortran)
- IBM (PL/I)
- IGZ (COBOL)

Module elements or text files with other prefixes are not part of the Language Environment product.

Common errors in routines

These common errors have simple solutions:

- If you do not have enough virtual storage, increase your region size or decrease your storage usage (stack size) by using the storage-related runtime options and callable services. (See [“Controlling storage allocation”](#) on page 11 for information about using storage in routines.)
- If you do not have enough disk space, increase your disk allocation.
- If executable files are not available, check your executable library to ensure that they are defined. For example, check your STEPLIB or JOBLIB definitions.

If your error is not caused by any of these items, examine your routine or routines for changes since the last successful run. If there have been changes, review these changes for errors that might be causing the problem. One way to isolate the problem is to branch around or comment out recent changes and rerun the routine. If the run is successful, the error can be narrowed to the scope of the changes.

Duplicate names that are shared between Fortran routines and C library routines can produce unexpected results. Language Environment provides several cataloged procedures to properly resolve duplicate names. For more information about how to avoid name conflicts, see [Resolving library module name conflicts between Fortran and C in z/OS Language Environment Programming Guide](#).

Changes in optimization levels, addressing modes, and input/output file formats can also cause unanticipated problems in your routine.

In most cases, generated condition tokens or runtime messages point to the nature of the error. The runtime messages offer the most efficient corrective action. To help you analyze errors and determine the most useful method to fix the problem, [Table 16 on page 29](#) lists common error symptoms, possible causes, and programmer responses.

Table 16. Common error symptoms, possible causes, and programmer responses

Error Symptom	Possible cause	Programmer response
Numbered runtime message appears	Condition that is raised in routine.	For any messages you receive, read the Programmer Response. For information about message structure, see “Interpreting runtime messages” on page 30.
User abend code < 4000	<ul style="list-style-type: none"> • A non-Language Environment abend occurred. • The assembler user exit requested an abend for an unhandled condition of severity ≥2. 	See the Language Environment abend codes in Language Environment abend codes in z/OS Language Environment Runtime Messages . Check for a subsystem-generated abend or a user-specified abend.
User abend code ≥ 4000	<ul style="list-style-type: none"> • Language Environment detected an error and could not proceed. • An unhandled software-raised condition occurred and ABTERMENC(ABEND) was in effect. • The assembler user exit requested an abend for an unhandled condition of severity 4. 	For any abends you receive, read the appropriate explanation that is listed in Language Environment abend codes in z/OS Language Environment Runtime Messages .

Table 16. Common error symptoms, possible causes, and programmer responses (continued)

Error Symptom	Possible cause	Programmer response
System abend with TRAP(OFF)	Cause depends on type of malfunction.	Respond appropriately. See the messages and codes book of the operating system.
System abend with TRAP(ON)	System-detected error.	See the messages and codes information of the operating system.
No response (wait/loop)	Application logic failure.	Check routine logic. Ensure that ERRCOUNT and DEPTHCONDLMT runtime options are set to a nonzero value.
Unexpected message (message received was not from most recent service)	Condition that is caused by something that is related to current service.	Generate a traceback by using CEE3DMP.
Incorrect output	Incorrect file definitions, storage overlay, incorrect routine mask setting, references to uninitialized variables, data input errors, or application routine logic error.	Correct the appropriate parameters.
No output	Incorrect ddname, file definitions, or message file setting.	Correct the appropriate parameters.
Nonzero return code from enclave	Unhandled condition of severity 2, 3, or 4, or the return code was issued by the application routine.	Check the Language Environment message file for runtime message.
Unexpected output	Conflicting library module names.	See the name conflict resolution steps that are outlined in Resolving library module name conflicts between Fortran and C in z/OS Language Environment Programming Guide .

Interpreting runtime messages

The first step in debugging your routine is to look up any runtime messages. To find runtime messages, check the message file:

- On z/OS, runtime messages are written by default to ddname SYSOUT. If SYSOUT is not specified, then the messages are written to SYSOUT=*.
- On CICS, the runtime messages are written to the CESE transient data QUEUE.

The default message file ddname can be changed by using the MSGFILE runtime option. For information about displaying runtime messages for Language Environment, COBOL, Fortran, or PL/I routines, see [Handling message output in z/OS Language Environment Programming Guide](#).

Runtime messages provide users with additional information about a condition, and possible solutions for any errors that occurred. They can be issued by Language Environment common routines or language-specific runtime routines and contain a message prefix, message number, severity code, and descriptive text.

In the following example Language Environment message:

```
CEE3206S The system detected a specification exception.
```

- The message prefix is CEE.
- The message number is 3206.
- The severity code is S.
- The message text is The system detected a specification exception.

Language Environment messages can appear even though you made no explicit calls to Language Environment services. C/C++, COBOL, and PL/I runtime library routines commonly use the Language

Environment services. This is why you can see Language Environment messages even when the application routine does not directly call common runtime services.

Message prefix

The message prefix indicates the Language Environment component that generated the message. The message prefix is the first three characters of the message number and is also the facility ID in the condition token. See the following table for more information about Language Environment runtime messages.

Message Prefix	Language Environment Component
CEE	Common run time
EDC	C/C++ run time
FOR	Fortran run time
IBM	PL/I run time
IGZ	COBOL run time

The messages for the various components can be found in *z/OS Language Environment Runtime Messages* and in *z/OS MVS Diagnosis: Reference*.

Message number

The message number is the 4-digit number following the message prefix. Leading zeros are inserted if the message number is less than four digits. It identifies the condition raised and references additional condition and programmer response information.

Severity code

The severity code is the letter following the message number and indicates the level of attention called for by the condition. Messages with severity of I are informational messages and do not usually require any corrective action. In general, if more than one runtime message appears, the first noninformational message indicates the problem. For a complete list of severity codes, severity values, condition information, and default actions, see [Interpreting runtime messages in z/OS Language Environment Programming Guide](#).

Message text

The message text provides a brief explanation of the condition.

Understanding abend codes

Under Language Environment, abnormal terminations generate abend codes. There are two types of abend codes: 1) user (Language Environment and user-specified) abends and 2) system abends. User abends follow the format of *Udddd*, where *dddd* is a decimal user abend code. System abends follow the format of *Shhh*, where *hhh* is a hexadecimal abend code. Language Environment abend codes are usually in the range of 4000 to 4095. However, some subsystem abend codes can also fall in this range. User-specified abends use the range of 0 to 3999. The following figure shows examples of abend codes.

```
User (Language
Environment) abend code:U4041
User-specified abend code:U0005
System abend code:S80A
```

The Language Environment callable service CEE3ABD terminates your application with an abend. You can set the `clean-up` parameter value to determine how the abend is processed and how

Language Environment handles the raised condition. For more information about CEE3ABD, see [CEE3ABD –Terminate enclave with an abend in z/OS Language Environment Programming Reference](#).

You can specify the ABTERMENC runtime option to determine what action is taken when an unhandled condition of severity 2 or greater occurs. For more information about ABTERMENC, see [“Establishing enclave termination behavior for unhandled conditions” on page 22](#). Also see ABTERMENC in [z/OS Language Environment Programming Reference](#).

User abends

If you receive a Language Environment abend code, see [Language Environment abend codes in z/OS Language Environment Runtime Messages](#) for a list of abend codes, error descriptions, and programmer responses.

System abends

If you receive a system abend code, look up the code and the corresponding information in the publications for the system you are using.

When a system abend occurs, the operating system can generate a system dump. System dumps are written to ddname SYSMDUMP, SYSABEND, or SYSUDUMP. If the DYNDUMP runtime option is used in combination with the TERMTHDACT runtime option, the system dump can be written without the ddname specified. System dumps show the memory state at the time of the condition. See [“Generating a system dump” on page 83](#) for more information about system dumps.

Using edcmtext to obtain information about errno2 values

Language Environment provides the edcmtext utility (similar to bpxmtext), which allows faster error resolution when an errno2 is encountered in Language Environment. Use the edcmtext utility to display errno2 reason code text. This utility produces a description and action for the errno2 value. Some errno2 values do not have a description because they are used for internal diagnosis purposes only.

The bpxmtext utility calls edcmtext when the errno2 value is in the range that is reserved for the C runtime library or edcmtext can be invoked directly with the errno2 value as input.

Format

z/OS UNIX environment	TSO/E environment
edcmtext <i>errno2_value</i>	EDCMTEXT <i>errno2_value</i>

Description

The edcmtext utility displays the description and action text for C/C++ runtime library errno2 values, no other values are supported by this command. This command is intended as an aid for problem determination.

The *errno2_value* is specified as 8 hexadecimal characters.

You can specify one of the following in place of a errno2 value to view a help dialog: *-h*, *help*, *?*. You can also specify the *-U* option to display the output in uppercase.

Usage notes

- The *errno2_values* are also accepted in mixed case and with hex digits prefixed with the "0x".
- The range of values for the XL C/C++ runtime library is 0X'C0000000' through 0X'CFFFFFFF'.
- The utility bpxmtext displays the description and action text for reason codes returned from the kernel, in addition to *errno2_values* returned from the C/C++ runtime library. You should use bpxmtext when

the source of the *errno2_values* is unknown. For more information, see [z/OS UNIX System Services Command Reference](#).

Message returns

If you specify a *-h*, *help* or *?* in place of the *errno2_value*, the following message is displayed:

```
Usage: edcmtext errno2_value
```

If no text is available for the *errno2_value*, the following message is displayed:

```
errno2_value: No information is currently available for this errno2_value.
```

If the *errno2_value* is not comprised of 1-8 hex digits, the following message is displayed:

```
Usage: edcmtext errno2_value
```

If the *errno2_value* is not in the C/C++ runtime library range, the following message is displayed:

```
Notice: The errno2_value is not in the C/C++ runtime library range.
```

If **edcmtext** is not run in a TSO/E or z/OS UNIX environment, the following message is displayed:

```
Error: The environment is not TSO/E or z/OS UNIX.
```

Examples

The command `edcmtext C00B0021` produces data displayed in the following format:

```
JrEdc1opsEinval01: The mode argument passed to fopen() or freopen() did not begin
with r, w, or a.

Action: Correct the mode argument. The first keyword of the mode argument must be
the open mode. Ensure the open mode is specified first and begins with r, w, or a.

Source: edc1opst.c
```

Exit Values

- 0** Successful completion
- 2** Failure due to an argument that is not 1–8 hex digits
- 8** Bad Input due to an *errno2_value* out of the C/C++ runtime range.
- 14** Environment not TSO/E or z/OS UNIX
- >20** Contact IBM due to Internal Error

Chapter 3. Using Language Environment debugging facilities

You can debug routines in Language Environment. Most problems in Language Environment and member language routines can be determined through the use of a debugging tool or through information provided in the Language Environment dump.

Debugging tools

IBM Debug for z/OS is designed to help you detect errors early in your routine. It is a comprehensive compile, edit, and debug product that is provided with the C/C++ for MVS/ESA, COBOL for OS/390 & VM, COBOL for MVS & VM, PL/I for MVS & VM, and VisualAge for Java compiler products. It is available as a stand-alone product for debugging XL C/C++ applications. For more information, see the [IBM Debug for z/OS \(www.ibm.com/products/debug-for-zos\)](http://www.ibm.com/products/debug-for-zos).

You can use IBM Debug for z/OS to examine, monitor, and control how your routines run, and debug your routines interactively or in batch mode. It also provides facilities for setting breakpoints and altering the contents and values of variables. Language Environment runtime options can be used with IBM Debug for z/OS to debug or analyze your routine. See the IBM Debug for z/OS documentation for a detailed explanation of how to invoke and run IBM Debug for z/OS. For more information, see the [IBM Debug for z/OS \(www.ibm.com/products/debug-for-zos\)](http://www.ibm.com/products/debug-for-zos).

You can use **dbx** to debug Language Environment applications, including C/C++ programs. [dbx - Use the debugger in z/OS UNIX System Services Command Reference](#) has information on dbx subcommands. [Debugging XL C/C++ programs in z/OS UNIX System Services Programming Tools](#) contains usage information.

Language Environment dump service, CEE3DMP

The following sections provide information about using the Language Environment dump service, and describe the contents of the Language Environment dump. The Language Environment dump service can be invoked by the following methods:

- CEE3DMP callable service (non-64-bit only)
- TERMTHDACT runtime option
- HLL-specific functions

Generating a Language Environment dump with CEE3DMP

For non-64-bit, the CEE3DMP callable service generates a dump of the runtime environment for Language Environment and the member language libraries at the point of the CEE3DMP call. You can call CEE3DMP directly from an application routine.

Depending on the CEE3DMP options you specify, the dump can contain information about conditions, tracebacks, variables, control blocks, stack and heap storage, file status and attributes, and language-specific information.

All output from CEE3DMP is written to the default ddname CEEDUMP. CEEDUMP, by default, sends the output to the SDSF output queue. You can direct the output from the CEEDUMP to a specific sysout class by using the environment variable, `_CEE_DMPTARG=SYSOUT(x)`, where `x` is the output class.

Under z/OS UNIX, if the application is running in an address-space created as a result of a `fork()`, `spawn()`, `spawnp()`, `vfork()`, or one of the `exec` family of functions, then the CEEDUMP is placed in the z/OS UNIX file system in one of the following directories in the specified order:

1. The directory found in environment variable `_CEE_DMPTARG`, if found.

2. The current working directory, if this is not the root directory (/), the directory is writable, and the CEEDUMP path name does not exceed 1024 characters.
3. The directory found in environment variable TMPDIR (an environment variable that indicates the location of a temporary directory if it is not /tmp).
4. The /tmp directory.

The syntax for CEE3DMP is:

```
► CEE3DMP — ( — title — , — options — , — fc — ) ►
```

title

An 80-byte fixed-length character string that contains a title that is printed at the top of each page of the dump.

options

A 255-byte fixed-length character string that contains options that describe the type, format, and destination of dump information. The options are declared as a string of keywords that are separated by blanks or commas. Some options also have suboptions that follow the option keyword, and are contained in parentheses. The last option declaration is honored if there is a conflict between it and any preceding options. [Table 17 on page 36](#) lists the CEE3DMP *options* and related information.

The IBM-supplied default settings for CEE3DMP are:

```
ENCLAVE(ALL) TRACEBACK
THREAD(CURRENT) FILES VARIABLES NOBLOCKS NOSTORAGE
STACKFRAME(ALL) PAGESIZE(60) FNAME(CEEDUMP)
CONDITION ENTRY NOGENOPTS REGSTOR(96)
```

fc (output)

A 12-byte feedback token code that indicates the result of a call to CEE3DMP. If specified as an argument, feedback information, in the form of a condition token, is returned to the calling routine. If not specified, and the requested operation was not successfully completed, the condition is signaled to the condition manager.

[Table 17 on page 36](#) summarizes the dump options available to CEE3DMP. For more information about the CEE3DMP callable service and dump options, see [CEE3DMP—Generate dump in z/OS Language Environment Programming Reference](#). For an example of a Language Environment dump, see [“Understanding the Language Environment dump” on page 42](#).

Table 17. CEE3DMP options

Dump options	Abbreviation	Action Taken
ENCLAVE(ALL)	ENCL	Dumps all enclaves associated with the current process. (In ILC applications in which a C/C++ routine calls another member language routine, and that routine in turn calls CEE3DMP, traceback information for the C/C++ routine is not provided in the dump.) This is the default setting for ENCLAVE.
ENCLAVE(CURRENT). On CICS, only ENCLAVE(CURRENT) and ENCLAVE(1) settings are supported.	ENCL(CUR)	Dumps the current enclave.

Table 17. CEE3DMP options (continued)

Dump options	Abbreviation	Action Taken
ENCLAVE(<i>n</i>) On CICS, only ENCLAVE(CURRENT) and ENCLAVE(1) settings are supported.	ENCL(<i>n</i>)	Dumps a fixed number of enclaves, indicated by <i>n</i> .
THREAD(ALL)	THR(ALL)	Dumps all threads in this enclave (including in a PL/I multitasking environment).
THREAD(CURRENT)	THR(CUR)	Dumps the current thread in this enclave.
TRACEBACK	TRACE	Includes a traceback of all active routines. The traceback shows transfer of control from calls or exceptions. Calls include PL/I transfers of control from BEGIN-END blocks or ON-units.
NOTRACEBACK	NOTRACE	Does not include a traceback of all active routines.
FILES	FILE	Includes attributes of all open files. File control blocks are included when the BLOCKS option is also specified. File buffers are included when the STORAGE option is specified.
NOFILES	NOFILE	Does not include file attributes.
VARIABLES	VAR	Includes a symbolic dump of all variables, arguments, and registers.
NOVARIABLES	NOVAR	Does not include variables, arguments, and registers.
BLOCKS	BLOCK	Dumps control blocks from Language Environment and member language libraries. Global control blocks, as well as control blocks associated with routines on the call chain, are printed. Control blocks are printed for the routine that called CEE3DMP. The dump proceeds up the call chain for the number of routines that are specified by the STACKFRAME option. Control blocks for files are also dumped if the FILES option was specified. See the FILES option for more information. If the TRACE runtime option is set to ON, the trace table is dumped if BLOCKS is specified. If the Heap Storage Diagnostics report is requested using the HEAPCHK runtime option, the report is displayed when BLOCKS is specified.
NOBLOCKS	NOBLOCK	Does not include control blocks.
STORAGE	STOR	Dumps the storage used by the routine. The number of routines dumped is controlled by the STACKFRAME option.
NOSTORAGE	NOSTOR	Suppresses storage dumps.
STACKFRAME(ALL)	SF(ALL)	Dumps all stack frames from the call chain. This is the default setting for STACKFRAME.
STACKFRAME(<i>n</i>)	SF(<i>n</i>)	Dumps a fixed number of stack frames, indicated by <i>n</i> , from the call chain. The specific information dumped for each stack frame depends on the VARIABLES, BLOCK, and STORAGE options declarations. The first stack frame dumped is the caller of CEE3DMP, followed by its caller, and proceeding backward up the call chain.
PAGESIZE(<i>n</i>)	PAGE(<i>n</i>)	Specifies the number of lines, <i>n</i> , on each page of the dump.
FNAME(s)	FNAME(s)	Specifies the ddname of the file to which the dump is written.

Table 17. CEE3DMP options (continued)

Dump options	Abbreviation	Action Taken
CONDITION	COND	Dumps condition information for each condition active on the call chain.
NOCONDITION	NOCOND	For each condition active on the call chain, does not dump condition information.
ENTRY	ENT	Includes a description of the program unit that called CEE3DMP and the registers on entry to CEE3DMP.
NOENTRY	NOENT	Does not include a description of the program unit that called CEE3DMP or registers on entry to CEE3DMP.
GENOPTS	GENO	Generates a runtime options report in the dump output. This will be the default if an unhandled condition occurs, and a CEEDUMP is generated due to the setting of the TERMTHDACT runtime option setting.
NOGENOPTS	NOGENO	Does not generate a runtime options report in the dump output. NOGENOPTS is the default for user-called dumps.
REGSTOR(<i>reg_stor_amount</i>)	REGST(<i>reg_stor_amount</i>)	Controls the amount of storage to be dumped around registers. Default is 96 bytes. Specify REGSTOR(0) if no storage around registers is required.

Generating a Language Environment dump with TERMTHDACT

The TERMTHDACT runtime option produces a dump during program checks, abnormal terminations, or calls to the CEESGL service. You must use TERMTHDACT(DUMP) in conjunction with TRAP(ON) to generate a Language Environment dump. You can use TERMTHDACT to produce a traceback, Language Environment dump, or user address space dump when a thread ends abnormally because of an unhandled condition of severity 2 or greater. If this is the last thread in the process, the enclave goes away. A thread terminating in a non-POSIX environment is analogous to an enclave terminating because Language Environment Version 1 supports only single threads. For information about enclave termination, see [Enclave termination](#) in *z/OS Language Environment Programming Guide for 64-bit Virtual Addressing Mode*.

The TERMTHDACT suboptions QUIET, MSG, TRACE, DUMP, UAONLY, UATRACE, UADUMP, and UAIMM control the level of information available. [Table 18 on page 38](#) lists the suboptions, the levels of information produced, and the destination of each.

Table 18. TERMTHDACT suboptions, level of information, and destinations

Suboption	Level of Information	Destination
QUIET	No information	No destination.
MSG	Message	Terminal or ddname specified in MSGFILE runtime option.
TRACE	Message and Language Environment dump containing only a traceback	Message goes to terminal or ddname specified in MSGFILE runtime option. Traceback goes to CEEDUMP file.
DUMP	Message and complete Language Environment dump	Message goes to terminal or ddname specified in MSGFILE runtime option. Language Environment dump goes to CEEDUMP file.

Table 18. TERMTHDACT suboptions, level of information, and destinations (continued)

Suboption	Level of Information	Destination
UAONLY	<p>SYSMDUMP, SYSABEND dump, or SYSUDUMP depending on the DD card used in the JCL in z/OS. In CICS, a transaction dump is created. In non-CICS you will get a system dump of your user address space if the appropriate DD statement is used.</p> <p>Note: A Language Environment dump is not generated.</p>	<p>Language Environment generates a U4039 abend which allows a system dump of the user address space to be generated. For z/OS, the system dump is written to the ddname specified; for CICS the transaction dump goes to DFHDMPA or the DFHDMPB data set.</p>
UATRACE	<p>Message, Language Environment dump containing only a traceback, and a system dump of the user address space</p>	<p>Message goes to terminal or ddname specified in MSGFILE runtime option. Traceback goes to CEEDUMP file. Language Environment generates a U4039 abend which allows a system dump of the user address space to be generated. For z/OS, the system dump is written to the ddname specified; for CICS the transaction dump goes to DFHDMPA or the DFHDMPB data set.</p>
UADUMP	<p>Message, Language Environment dump, and SYSMDUMP, SYSABEND dump, or SYSUDUMP depending on the DD card used in the JCL in z/OS. In CICS, a transaction dump is created.</p>	<p>Message goes to terminal or ddname specified in MSGFILE runtime option. Language Environment dump goes to CEEDUMP file. Language Environment generates a U4039 abend which allows a system dump of the user address space to be generated. For z/OS, the system dump is written to the ddname specified; for CICS the transaction dump goes to DFHDMPA or the DFHDMPB data set.</p>
UAIMM	<p>Language Environment generates a system dump of the original abend/program interrupt of the user address space. In CICS, a transaction dump is created. In non-CICS you will get a system dump of your user address space if the appropriate DD statement is used. After the dump is taken by the operating system, Language Environment condition manager continues processing.</p> <p>Note: Under CICS, UAIMM yields UAONLY behavior. Under non-CICS, TRAP(ON,NOSPIE) must be in effect. When TRAP(ON,SPIE) is in effect, UAIMM yields UAONLY behavior. For software raised conditions or signals, UAIMM behaves the same as UAONLY.</p>	<p>Message goes to terminal or ddname specified in MSGFILE runtime option. User address space dump goes to ddname specified for z/OS; or a CICS transaction dump goes to the DFHDMPA or DFHDMPB data set.</p>

The TRACE and UATRACE suboptions of TERMTHDACT use these dump options:

- CONDITION
- ENCLAVE(ALL)
- FILES
- FNAME(CEEDUMP)
- GENOPTS
- NOBLOCKS

- NOENTRY
- NOSTORAGE
- STACKFRAME(ALL)
- THREAD(ALL)
- TRACEBACK
- VARIABLES

The DUMP and UADUMP suboptions of TERMTHDACT use these dump options:

- BLOCKS
- CONDITION
- ENCLAVE(ALL)
- FILES
- FNAME(CEEDUMP)
- GENOPTS
- NOENTRY
- STACKFRAME(ALL)
- STORAGE
- THREAD(ALL)
- TRACEBACK
- VARIABLES

Although you can modify CEE3DMP options, you cannot change options for a traceback or dump produced by TERMTHDACT.

Considerations for setting TERMTHDACT options

The output of TERMTHDACT may vary depending upon which languages and subsystems are processing the request. This section describes the considerations associated with issuing the TERMTHDACT suboptions. For more information about the TERMTHDACT runtime option, see [TERMTHDACT](#) in *z/OS Language Environment Programming Reference*.

• COBOL Considerations

The following TERMTHDACT suboptions for COBOL are recommended: UAONLY, UATRACE, and UADUMP. A system dump will always be generated when one of these suboptions is specified.

• PL/I Considerations

After a normal return from a PL/I ERROR ON-unit, or from a PL/I FINISH ON-unit, Language Environment considers the condition unhandled. If a GOTO is not performed and the resume cursor is not moved, then the thread terminates. The TERMTHDACT setting guides the amount of information that is produced, so the message is not presented twice.

• PL/I MTF Considerations

TERMTHDACT applies to a task that terminates abnormally due to an unhandled condition of severity 2 or higher that is percolated beyond the initial routine's stack frame. All active subtasks that were created from the incurring task will terminate abnormally, but the enclave will continue to run.

• z/OS UNIX Considerations

- The TERMTHDACT option applies when a thread terminates abnormally. Abnormal termination of a single thread causes termination of the entire enclave. If an unhandled condition of severity 2 or higher percolates beyond the first routine's stack frame the enclave terminates abnormally.
- If an enclave terminates due to a POSIX default signal action, then TERMTHDACT applies to conditions that result from software signals, program checks, or abends.

- If running under a shell and Language Environment generates a system dump, then a storage dump is generated to a file based on the kernel environment variable, `_BPXK_MDUMP`.
- CICS Considerations
 - TERMTHDACT output is written to a transient data queue named CESE, or to the CICS transaction dump, depending on the setting of the CESE|CICSDDS suboption of the TERMTHDACT runtime option. Table 19 on page 41 shows the behavior of CESE|CICSDDS when they are used with the other suboptions of TERMTHDACT.
 - Because Language Environment does not own the ESTAE, the suboption UAIMM will be treated as UAONLY.
 - All associated Language Environment dumps will be suppressed if termination processing is the result of an EXEC CICS ABEND with NODUMP.
 - Program checks and other abends will cause CICS to produce a CICS transaction dump.

Table 19. Condition handling of OCx abends

Options	TERMTHDACT(X,CESE,)	TERMTHDACT(X,CICSDDS,)
QUIET	No output.	No output.
MSG	Message written to CESE queue or MSGFILE.	Message written to CESE queue or MSGFILE.
TRACE	The traceback is written to the CESE queue, followed by U4038 abend with nodump option.	<ul style="list-style-type: none"> • Language Environment will write traceback, variables, COBOL working storage, C writeable static. The member handlers will be invoked to provide the desired output to the new transaction server queue (which CICS will read and write to CICS transaction dump later). • U4039 abend to force CICS transaction dump followed by U4038 abend with nodump option. • Message to CESE or MSGFILE.
DUMP	CEEDUMP to CESE queue followed by U4038 abend with nodump option.	<ul style="list-style-type: none"> • CEEDUMP to new transaction server queue which CICS will read and write to CICS transaction dump later. • U4039 abend to force CICS transaction dump followed by U4038 abend with nodump option. • Message to CESE or MSGFILE.
UATRACE	U4039 abend with traceback to CESE queue followed by U4038 abend with nodump option.	<ul style="list-style-type: none"> • Language Environment will write traceback, variables, COBOL working storage, C writeable statics. The member handlers will be invoked to provide the desired output to the new transaction server queue (which CICS will read and write to CICS transaction dump later). • U4039 abend to force CICS transaction dump followed by U4038 abend with nodump option. • Message to CESE or MSGFILE.
UADUMP	U4039 abend with CEEDUMP to CESE queue followed by U4038 abend with nodump option.	<ul style="list-style-type: none"> • CEEDUMP to new transaction server queue which CICS will read and write to CICS transaction dump later. • U4039 abend to force CICS transaction dump followed by U4038 abend with nodump option. • Message to CESE or MSGFILE.

Table 19. Condition handling of OCx abends (continued)

Options	TERMTHDACT(X,CESE,)	TERMTHDACT(X,CICSDDS,)
UAONLY	U4039 abend followed by U4038 abend with nodump option.	<ul style="list-style-type: none"> • U4039 abend followed by U4038 abend with nodump option. • No CEEDUMP information is generated. • Same as CESE.
UAIMM	U4039 abend followed by U4038 abend with nodump option.	<ul style="list-style-type: none"> • U4039 abend followed by U4038 abend with nodump option. • No CEEDUMP information is generated. • Same as CESE.

Generating a Language Environment dump with language-specific functions

In addition to the CEE3DMP callable service and the TERMTHDACT runtime option, you can use language-specific routines such as C functions, the Fortran SDUMP service, and the PL/I PLIDUMP service to generate a dump.

C/C++ routines can use the functions `cdump()`, `csnap()`, and `ctrace()` to produce a Language Environment dump. All three functions call the CEE3DMP callable service, and each function includes an options string consisting of different CEE3DMP options that you can use to control the information contained in the dump. For more information on these functions, see [“Generating a Language Environment dump of a C/C++ routine” on page 180](#).

Fortran programs can call SDUMP, DUMP/PDUMP, or CDUMP/CPDUMP to generate a Language Environment dump. CEE3DMP cannot be called directly from a Fortran program. For more information on these functions, see [“Generating a Language Environment dump of a Fortran routine” on page 249](#).

PL/I routines can call PLIDUMP instead of CEE3DMP to produce a dump. PLIDUMP includes options that you can specify to obtain a variety of information in the dump. For a detailed explanation about PLIDUMP, see [“Generating a Language Environment dump of a PL/I for MVS & VM routine” on page 270](#).

Understanding the Language Environment dump

The Language Environment dump service generates output of data and storage from the Language Environment runtime environment on an enclave basis. This output contains the information needed to debug most basic routine errors.

This [sample](#) illustrates a dump for enclave main. The example assumes full use of the CEE3DMP dump options. Ellipses are used to summarize some sections of the dump and information regarding unhandled conditions may not be present at all. Sections of the dump are numbered to correspond with the descriptions given in [“Sections of the Language Environment dump” on page 56](#).

The CEE3DMP was generated by the C program CELSAMP shown in [Figure 8 on page 43](#). CELSAMP uses the DLL CELDLL shown in [Figure 11 on page 46](#).

```

#pragma options(SERVICE("1.1.d"),NOOPT,TEST(SYM))
#pragma runopts(TERMTHDACT(UADUMP),POSIX(ON),DYNDUMP(,DYNAMIC,))
#pragma runopts(TRACE(ON,1M,NODUMP,LE=1),HEAPCHK(ON,1,0,10,10))
#pragma runopts(RPTSTG(ON),HEAPPOLLS(ON))
#define _OPEN_THREADS
#include <pthread.h>
#include <stdio.h>
#include <stdlib.h>
#include <dll.h>
#include <signal.h>
#include <leawi.h>
#include <ceedcct.h>

pthread_mutex_t      mut;
pthread_t            thread[2];
int                  threads_joined = 0;
char *               t1 = "Thread 1";
char *               t2 = "Thread 2";
/*****
/* thread_cleanup: condition handler to clean up threads */
*****/
void thread_cleanup(_FEEDBACK *cond, _INT4 *input_token,
                   _INT4 *result, _FEEDBACK *new_cond) {

    /* values for handling the conditions */
#define percolate 20
    printf(">>> Thread_CleanUp: Msg # is %d\n",cond->tok_msgno);
    if (!threads_joined) {
        printf(">>> Thread_CleanUp: Unlocking mutex\n");
        pthread_mutex_unlock(&mut);
        printf(">>> Thread_CleanUp: Joining threads\n");
        if (pthread_join(thread[0],NULL) == -1 )
            perror("Join of Thread #1 failed");
        if (pthread_join(thread[1],NULL) == -1 )
            perror("Join of Thread #2 failed");
        threads_joined = 1;
    }
    *result = percolate;
    printf(">>> Thread_CleanUp: Percolating condition\n");
}
/*****
/* thread_func: Invoked via pthread_create. */
*****/
void *thread_func(void *parm)
{
    printf(">>> Thread_func: %s locking mutex\n",parm);
    pthread_mutex_lock(&mut);
    pthread_mutex_unlock(&mut);
    printf(">>> Thread_func: %s exiting\n",parm);
    pthread_exit(NULL);
}

```

Figure 8. The C program CELSAMP

```

main()
{
    dllhandle *      handle;
    int              i = 0;
    FILE*            fp1;
    FILE*            fp2;
    _FEEDBACK        fc;
    _INT4             token;
    _ENTRY            pgmptr;

    printf("Init MUTEX...\n");
    if (pthread_mutex_init(&mut, NULL) == -1) {
        perror("Init of mut failed");
        exit(101);
    }

    printf("Lock Mutex Lock...\n");
    if (pthread_mutex_lock(&mut) == -1) {
        perror("Lock of mut failed");
        exit(102);
    }

    printf("Create 1st thread...\n");
    if (pthread_create(&thread[0], NULL, thread_func, (void *)t1) ==
-1) {
        perror("Could not create thread #1");
        exit(103);
    }

    printf("Create 2nd thread...\n");
    if (pthread_create(&thread[1], NULL, thread_func, (void *)t2) ==
-1) {
        perror("Could not create thread #2");
        exit(104);
    }

    printf("Register thread cleanup condition handler...\n");
    pgmptr.address = (_POINTER)thread_cleanup;
    pgmptr.nesting = NULL;
    token = 1;
    CEEHDR (&pgmptr, &token, &fc);
    if ( _FBCHECK ( fc , CEE000 ) != 0 ) {
        printf( "CEEHDR failed with message number %d\n", fc.tok_msgno);
        exit(105);
    }

    printf("Load DLL...\n");
    handle = dllload("CELDLL");
    if (handle == NULL) {
        perror("Could not load DLL CELDLL");
        exit(106);
    }

    printf("Query DLL with incorrect function name...\n");
    pgmptr.address = (_POINTER)dllqueryfn(handle, "name_not_in_dll");
    if (pgmptr.address != NULL) {
        perror("Found incorrect function name in DLL");
        exit(111);
    }

    printf("Query DLL...\n");
    pgmptr.address = (_POINTER)dllqueryfn(handle, "dump_n_perc");
    if (pgmptr.address == NULL) {
        perror("Could not find dump_n_perc");
        exit(107);
    }
}

```

Figure 9. The C program CELSAMP (continued)

```

printf("Register condition handler...\n");
pgmptr.nesting = NULL;
token = 2;
CEEHDLR (&pgmptr, &token, &fc);
if ( _FBCHECK ( fc , CEE000 ) != 0 ) {
    printf( "CEEHDLR failed with message number %d\n",
        fc.tok_msgno);
    exit(108);
}

printf("Write to some files...\n");
fp1 = fopen("myfile.data", "w");
if (!fp1) {
    perror("Could not open myfile.data for write");
    exit(109);
}

fprintf(fp1, "record 1\n");
fprintf(fp1, "record 2\n");
fprintf(fp1, "record 3\n");

fp2 = fopen("memory.data", "wb,type=memory");
if (!fp2) {
    perror("Could not open memory.data for write");
    exit(112);
}

fprintf(fp2, "some data");
fprintf(fp2, "some more data");
fprintf(fp2, "even more data");

printf("Divide by zero...\n");
i = 1/i;
printf("Error -- Should not get here\n");
exit(110);
}

```

Figure 10. The C program CELSAMP (continued)

```

/* DLL containing Condition Handler that takes dump and percolates */
#pragma options(SERVICE("1.3.b.0001"),TEST(SYM),NOOPT)
#pragma export(dump_n_perc)
#include <stdio.h>
#include <leawi.h>
#include <stdlib.h>
#include <string.h>
#include <ceedcct.h>
char wsa_array[10] = { 'C','E','L','D','L','L',' ','W','S','A' };
#define OPT_STR "THREAD(ALL) BLOCKS STORAGE GENOPTS"
#define TITLE_STR "Sample dump produced by calling CEE3DMP"

void dump_n_perc(_FEEDBACK *cond, _INT4 *input_token,
                _INT4 *result, _FEEDBACK *new_cond) {

    /* values for handling the conditions */
    #define percolate 20

    _CHAR80 title;
    _CHAR255 options;
    _FEEDBACK fc;

    printf(">>> dump_n_perc: Msg # is %d\n",cond->tok_msgno);

    /* check if the DIVIDE-BY-ZERO message (0C9) */
    if (cond->tok_msgno == 3209) {
        memset(options,' ',sizeof(options));
        memcpy(options,OPT_STR,sizeof(OPT_STR)-1);

        memset(title,' ',sizeof(title));
        memcpy(title,TITLE_STR,sizeof(TITLE_STR)-1);

        printf(">>> dump_n_perc: Taking dump\n");
        CEE3DMP(title,options,&fc);
        if ( _FBCHECK ( fc , CEE000 ) != 0 ) {
            printf("CEE3DMP failed with msgno %d\n",fc.tok_msgno);
            exit(299);
        }
    }
    *result = percolate;
    printf(">>> dump_n_perc: Percolating condition\n");
}

```

Figure 11. The C DLL CELDLL

For easy reference, the sections of the following dump are numbered to correspond with the descriptions in “Sections of the Language Environment dump” on page 56.

```

[1]CEE3DMP V1 R13.0: Sample dump produced by calling CEE3DMP                                03/07/10 10:25:18
AM                                           Page: 1

ASID: 0019   Job ID: J0B00014   Job name: CELSAMP   Step name: STEP1   PID: 33554435   Parent PID: 1   User name:
MEGA

[2]CEE3845I CEEDUMP Processing started.

[3]CEE3DMP called by program unit //'POSIX.CRTL.C(CELDLL)' (entry point dump_n_perc) at statement 34 (offset +0000012E).

[4]Registers on Entry to CEE3DMP:

PM..... 0100
GPR0..... 00000000_265ED088   GPR1..... 00000000_265ECF28   GPR2..... 00000000_265ECF88   GPR3..... 00000000_2699A0FA
GPR4..... 00000000_265ECF38   GPR5..... 00000000_2699A330   GPR6..... 00000000_00000002   GPR7..... 00000000_25E0E410
GPR8..... 00000000_A5ECD622   GPR9..... 00000000_265E6148   GPR10.... 00000000_265EACDF   GPR11.... 00000000_A5F97290
GPR12.... 00000000_25E16B48   GPR13.... 00000000_265ECE90   GPR14.... *****_A699A1F0   GPR15.... 00000000_A5EF8428
FPR0..... 4DC5CB77   3FFA1D9D   FPR2..... 00000000   00000000
FPR4..... 00000000   00000000   FPR6..... 00000000   00000000
VR0..... 4DC5CB77   3FFA1D9D   00000000   00000000   VR1..... 00000000   00000000   00000000   00000000
VR2..... 18000000   00000000   00000000   00000000   VR3..... 00000000   00000000   00000000   00000000
VR4..... 00000000   00000000   00000000   00000000   VR5..... 00000000   00000000   00000000   00000000
VR6..... 00000000   00000000   00000000   00000000   VR7..... 00000000   00000000   00000000   00000000
VR8..... 00000000   00000000   00000000   00000000   VR9..... 00000000   00000000   00000000   00000000
VR10.... 00000000   00000000   00000000   00000000   VR11.... 00000000   00000000   00000000   00000000
VR12.... 00000000   00000000   00000000   00000000   VR13.... 00000000   00000000   00000000   00000000
VR14.... 00000000   00000000   00000000   00000000   VR15.... 00000000   00000000   00000000   00000000
VR16.... 00000000   00000000   00000000   00000000   VR17.... 00000000   00000000   00000000   00000000
VR18.... 00000000   00000000   00000000   00000000   VR19.... 00000000   00000000   00000000   00000000
VR20.... 00000000   00000000   00000000   00000000   VR21.... 00000000   00000000   00000000   00000000
VR22.... 00000000   00000000   00000000   00000000   VR23.... 00000000   00000000   00000000   00000000
VR24.... 00000000   00000000   00000000   00000000   VR25.... 00000000   00000000   00000000   00000000

```

```

VR26..... 00000000 00000000 00000000 00000000      VR27..... 00000000 00000000 00000000 00000000
VR28..... 00000000 00000000 00000000 00000000      VR29..... 00000000 00000000 00000000 00000000
VR30..... 00000000 00000000 00000000 00000000      VR31..... 00000000 00000000 00000000 00000000
GPREG STORAGE:
Storage around GPR0 (265ED088)
-0020 265ED068 40404040 40404040 40404040 40404040 40404040 40404040 40404040 404040CC
|
+0000 265ED088 CCCCCCCC CCCCCCCC CCCCCCCC CCCCCCCC 25E0E438 CCCCCCCC CCCCCCCC 265ECF38
|.....U.....;..|
+0020 265ED0A8 CCCCCCCC CCCCCCCC CCCCCCCC CCCCCCCC 0000CCCC 265ECE90 265ED6E0 A5EF9240
|.....;..;O.v.k|
Storage around GPR1 (265ECF28)
-0020 265ECF08 CCCCCCCC CCCCCCCC CCCCCCCC CCCCCCCC CCCCCCCC CCCCCCCC CCCCCCCC CCCCCCCC
|.....|
+0000 265ECF28 265ECF38 265ECF88 265ED088 CCCCCCCC E2819497 93854084 A4949740 97999684
|.;...;h.;h....Sample dump prod|
+0020 265ECF48 A4838584 4082A840 83819393 89958740 C3C5C5F3 C4D4D740 40404040 40404040 |uced by calling
CEE3DMP
.
.
.
Storage around GPR15(25EF8428)
-0020 25EF8408 F0F3F1F9 F1F7F5F9 F0F0F0F1 F0C3F0F0 0007C8D3 C5F7F7F7 F0000000 00000000 |
0319175900010C00..HLE7770.....|
+0000 25EF8428 47F0F014 00C3C5C5 00000628 000030C8 47F0F001 90ECD00C C0B00000 17940D80
|.00..CEE.....H.00.....m..|
+0020 25EF8448 EB000020 000C18A0 EB110020 000C1821 EBEE0020 000C183E EBF00020 000C184F
|.....|

```

[5]Information for enclave main

[6]Information for thread 2625860000000000

Registers on Entry to CEE3DMP:

```

PM..... 0100
GPR0..... 00000000_265ED088 GPR1..... 00000000_265ECF28 GPR2..... 00000000_265ECF88 GPR3..... 00000000_2699A0FA
GPR4..... 00000000_265ECF38 GPR5..... 00000000_2699A330 GPR6..... 00000000_00000002 GPR7..... 00000000_25E0E410
GPR8..... 00000000_A5ECD622 GPR9..... 00000000_265E6148 GPR10..... 00000000_265EACDF GPR11..... 00000000_A5F97290
GPR12..... 00000000_25E16B48 GPR13..... 00000000_265ECE90 GPR14..... *****_A699A1F0 GPR15..... 00000000_A5EF8428
FPR0..... 4DC5CB77 3FFA1D9D FPR2..... 00000000 00000000
FPR4..... 00000000 00000000 FPR6..... 00000000 00000000
VR0..... 4D000000 00000BD1 00000000 00000000 VR1..... 00000000 00000000 00000000 00000000
VR2..... 18000000 00000000 00000000 00000000 VR3..... 00000000 00000000 00000000 00000000
VR4..... 00000000 00000000 00000000 00000000 VR5..... 00000000 00000000 00000000 00000000
VR6..... 00000000 00000000 00000000 00000000 VR7..... 00000000 00000000 00000000 00000000
VR8..... 00000000 00000000 00000000 00000000 VR9..... 00000000 00000000 00000000 00000000
VR10..... 00000000 00000000 00000000 00000000 VR11..... 00000000 00000000 00000000 00000000
VR12..... 00000000 00000000 00000000 00000000 VR13..... 00000000 00000000 00000000 00000000
VR14..... 00000000 00000000 00000000 00000000 VR15..... 00000000 00000000 00000000 00000000
VR16..... 00000000 00000000 00000000 00000000 VR17..... 00000000 00000000 00000000 00000000
VR18..... 00000000 00000000 00000000 00000000 VR19..... 00000000 00000000 00000000 00000000
VR20..... 00000000 00000000 00000000 00000000 VR21..... 00000000 00000000 00000000 00000000
VR22..... 00000000 00000000 00000000 00000000 VR23..... 00000000 00000000 00000000 00000000
VR24..... 00000000 00000000 00000000 00000000 VR25..... 00000000 00000000 00000000 00000000
VR26..... 00000000 00000000 00000000 00000000 VR27..... 00000000 00000000 00000000 00000000
VR28..... 00000000 00000000 00000000 00000000 VR29..... 00000000 00000000 00000000 00000000
VR30..... 00000000 00000000 00000000 00000000 VR31..... 00000000 00000000 00000000 00000000

```

GPREG STORAGE:

```

Storage around GPR0 (265ED088)
-0020 265ED068 40404040 40404040 40404040 40404040 40404040 40404040 40404040 404040CC
|
+0000 265ED088 CCCCCCCC CCCCCCCC CCCCCCCC CCCCCCCC 25E0E438 CCCCCCCC CCCCCCCC 265ECF38
|.....U.....;..|
+0020 265ED0A8 CCCCCCCC CCCCCCCC CCCCCCCC CCCCCCCC 0000CCCC 265ECE90 265ED6E0 A5EF9240
|.....;..;O.v.k|
.
.
.

```

[7]Traceback:

DSA	Entry	E	Offset	Statement	Load Mod	Program Unit	Service	Status
1	dump_n_perc	+0000012E	34		CELDLL	CELDLL	1.3.B.0	Call
2	CEEPGTFN	+0000005A			CEEPLPKA			Call
3	CEEHDSP	+0000259A			CEEPLPKA	CEEHDSP	HLE7770	Call
4	main	+000009BA	150		CELSAMP	CELSAMP	1.1.D	Exception
5	EDCZMINV	+000000C2			CEEV003			Call
6	CEEBEXT	+000001B8			CEEPLPKA	CEEBEXT	HLE7770	Call

DSA	DSA Addr	E	Addr	PU Addr	PU Offset	Comp Date	Compile Attributes
1	265ECE90	2699A0C0	2699A0C0	+0000012E	20070105	C/C++	POSIX EBCDIC HFP
2	265ECDD8	25F97290	25F973F0	-00000106	20100319	LIBRARY	POSIX
3	265E9CE0	25ECB180	25ECB180	+0000259A	20100319	CEL	POSIX
4	265E9208	25E000C0	25E000C0	+000009BA	20070105	C/C++	POSIX EBCDIC HFP
5	265E90F0	2659CF6E	2659CF6E	+000000C2	20100319	LIBRARY	POSIX
6	265E9030	25E92F60	25E92F60	+000001B8	20100319	CEL	POSIX

Fully Qualified Names

DSA	Entry	Program Unit	Load Module
1	dump_n_perc	// 'POSIX.CRTL.C(CELDLL)'	CELDLL
4	main	// 'POSIX.CRTL.C(CELSAMP)'	CELSAMP

```

options[14..20]      'O'      'C'      'K'      'S'      ' '      'S'      'T'
options[21..27]      'O'      'R'      'A'      'G'      'E'      ' '      'G'
options[28..34]      'E'      'N'      'O'      'P'      'T'      'S'      ' '
options[35..41]      ' '      ' '      ' '      ' '      ' '      ' '      ' '
      options[42..48] to options[245..251] elements same as above.
options[252..254]
fc      struct _FEEDBACK
      tok_sev      signed short int      -13108
      tok_msgno    signed short int      -13108
      tok_case     unsigned:2            3
      tok_sever    unsigned:3            1
      tok_ctrl     unsigned:3            4
      tok_facid[0..2] unsigned char      '\xCC'  '\xCC'  '\xCC'
      tok_isi      signed int            -858993460
      __func__[0..6] static unsigned char
      __func__[7..11]
      'd'      'u'      'm'      'p'      ' '      'n'      '-'
      'p'      'e'      't'      'c'      '\0'

```

```

.
.
main (DSA address 265E9208):
UPSTACK DSA
Saved Registers:
GPR0..... 00000000 GPR1..... A647FE0A GPR2..... 265E92C5 GPR3..... 25E000FA
GPR4..... 265E92C2 GPR5..... 25E00ED0 GPR6..... 00000000 GPR7..... 00000001
GPR8..... 00000030 GPR9..... 80000000 GPR10.... A659CF62 GPR11.... A5E92F60
GPR12.... 25E16B48 GPR13.... 265E9208 GPR14.... A5E00A66 GPR15.... 00000012
GPREG STORAGE:
Storage around GPR0 (00000000)
+0000 00000000 Inaccessible storage.
.
.
[10]Control Blocks for Active Routines:

DSA for dump_n_perc: 265ECE90
+000000 FLAG.... 10CC member... CCCC BKC..... 265ECDD8 FWC..... 265ED0B8 R14..... A699A1F0
+000010 R15..... A5EF8428 R0..... 265ED088 R1..... 265ECF28 R2..... 265ECF88 R3..... 2699A0FA
+000024 R4..... 265ECF38 R5..... 2699A330 R6..... 00000002 R7..... 25E0E410 R8..... A5ECD622
+000038 R9..... 265E6148 R10.... 265EACDF R11.... A5F97290 R12.... 25E16B48 reserved. 00000000
+00004C NAB..... 265ED0B8 PNAB.... CCCCCCCC reserved. CCCCCCCC CCCCCCCC CCCCCCCC
+000064 reserved. CCCCCCCC reserved. CCCCCCCC MODE.... CCCCCCCC reserved. CCCCCCCC
+000078 reserved. CCCCCCCC reserved. CCCCCCCC

DSA for CEEPGTFN: 265ECDD8
+000000 FLAG.... 10CC member... CCCC BKC..... 265E9CE0 FWC..... CCCCCCCC R14..... A5F972EC
+000010 R15..... 2699A0C0 R0..... 2660AB50 R1..... 25E0E438 R2..... 265EA5D8 R3..... 26999CE8
+000024 R4..... 265ECDD8 R5..... 25ED009C R6..... CCCCCCCC R7..... CCCCCCCC R8..... CCCCCCCC
+000038 R9..... CCCCCCCC R10.... CCCCCCCC R11.... CCCCCCCC R12.... CCCCCCCC reserved. 00000000
+00004C NAB..... 265ECE90 PNAB.... CCCCCCCC reserved. CCCCCCCC CCCCCCCC CCCCCCCC
+000064 reserved. CCCCCCCC reserved. CCCCCCCC MODE.... CCCCCCCC reserved. CCCCCCCC
+000078 reserved. CCCCCCCC reserved. CCCCCCCC

DSA for CEEHDSF: 265E9CE0
+000000 FLAG.... 0808 member... CEE1 BKC..... 265E9208 FWC..... 265ECDD8 R14..... A5ECD71C
+000010 R15..... A5F97290 R0..... 26999CE8 R1..... 25E0E438 R2..... 265EA5D8 R3..... 25E0CF18
+000024 R4..... 25ECFF70 R5..... 25ED009C R6..... 00000002 R7..... 25E0E410 R8..... A5ECD622
+000038 R9..... 265EBCDE R10.... 265EACDF R11.... A5ECB180 R12.... 25E16B48 reserved. 00000000
+00004C NAB..... 265ECDD8 PNAB.... CCCCCCCC reserved. CCCCCCCC CCCCCCCC CCCCCCCC
+000064 reserved. CCCCCCCC reserved. CCCCCCCC MODE.... CCCCCCCC reserved. CCCCCCCC
+000078 reserved. CCCCCCCC reserved. CCCCCCCC

DSA for main: 265E9208
+000000 FLAG.... 10CC member... CCCC BKC..... 265E90F0 FWC..... 265E92E8 R14..... A5E00A66
+000010 R15..... 2641988C R0..... 25E011A4 R1..... 265E92A0 R2..... 265E92C5 R3..... 25E000FA
+000024 R4..... 265E92C2 R5..... 25E00ED0 R6..... 265E92CC R7..... 265E92D0 R8..... 00000030
+000038 R9..... 80000000 R10.... A659CF62 R11.... A5E92F60 R12.... 25E16B48 reserved. 00000000
+00004C NAB..... 265E92E8 PNAB.... CCCCCCCC reserved. CCCCCCCC CCCCCCCC CCCCCCCC
+000064 reserved. CCCCCCCC reserved. CCCCCCCC MODE.... CCCCCCCC reserved. CCCCCCCC
+000078 reserved. CCCCCCCC reserved. CCCCCCCC

CIB for main: 265EA5D8
+000000 265EA5D8 C3C9C240 00000000 00000000 010C0004 00000000 00000000 00030C89 59C3C5C5 |
CIB .....i.CEE|
+000020 265EA5F8 00000002 265EA6E8 00030C89 59C3C5C5 00000002 00000000 265E9208 A601B000
|.....;wY...i.CEE.....;k.w...|
+000040 265EA618 00000000 265E9208 25E00A7C 25E0E858 00000003 00000000 00000000 00000000
|.....;k...@.Y.....|
+000060 265EA638 00000000 00000000 00000000 00000000 00000000 00000000 00000000 00000000
|.....|
+000080 265EA658 - +00009F 265EA677 same as above
+0000A0 265EA678 00000000 00000000 00000000 00000000 40250400 940C9000 00000009 00000000
|.....m.....|
+0000C0 265EA698 00000000 25E012E0 265E9208 265E9208 25E00A7A 00000000 00000000 00000001
|.....;k;k.....|
+0000E0 265EA6B8 00000002 00000003 00000002 00000014 00000003 00000000 00000000 00000000
|.....|
+000100 265EA6D8 00000008 25E0EA70 00000000 CCCCCCCC E9D4C3C8 02000001 00000000 A647FE0A
|.....ZMCH.....w...|
.
.
[11]Storage for Active Routines:

DSA frame: 265ECE90
+000000 265ECE90 10CCCCC 265ECDD8 265ED0B8 A699A1F0 A5EF8428 265ED088 265ECF28 265ECF88
|.....;Q...;wr.0v.d...;h...;h|
+000020 265ECEB0 2699A0FA 265ECF38 2699A330 00000002 25E0E410 A5ECD622 265E6148 265EACDF
|.....rt.....U.v.0...;/...|
+000040 265ECED0 A5F97290 25E16B48 00000000 265ED0B8 CCCCCCCC CCCCCCCC CCCCCCCC CCCCCCCC |
v9.....;.....|
+000060 265ECEF0 CCCCCCCC CCCCCCCC CCCCCCCC CCCCCCCC CCCCCCCC CCCCCCCC CCCCCCCC CCCCCCCC
|.....|
+000080 265ECF10 CCCCCCCC CCCCCCCC CCCCCCCC CCCCCCCC CCCCCCCC CCCCCCCC 265ECF38 265ECF88
|.....;.....;h|
+0000A0 265ECF30 265ED088 CCCCCCCC E2819497 93854084 A4949740 97999684 A4838584 4082A840 |.;h....Sample dump
produced by |
+0000C0 265ECF50 83819393 89958740 C3C5C5F3 C4D4D740 40404040 40404040 40404040 40404040 |calling
CEE3DMP |
+0000E0 265ECF70 40404040 40404040 40404040 40404040 40404040 40404040 E3C8D9C5 C1C44DC1
|
+000100 265ECF90 D3D35D40 C2D3D6C3 D2E240E2 E3D6D9C1 C7C540C7 C5D5D6D7 E3E24040 40404040 |LL) BLOCKS STORAGE
GENOPTS |

```

```

+000120 265ECFB0 40404040 40404040 40404040 40404040 40404040 40404040 40404040 40404040
|
+000140 265ECFD0 - +0001DF 265ED06F same as above
+0001E0 265ED070 40404040 40404040 40404040 40404040 40404040 404040CC CCCCCCCC CCCCCCCC
|
+000200 265ED090 CCCCCCCC CCCCCCCC 25E0E438 CCCCCCCC CCCCCCCC 265ECF38 CCCCCCCC CCCCCCCC
|.....U.....;
+000220 265ED0B0 CCCCCCCC CCCCCCCC 0000CCCC 265ECE90 265ED6E0 A5EF9240 A5EE99C8 265ED1F0
|.....;...;O.V.k v.H.;J0|
DSA frame: 265ECDD8
+000000 265ECDD8 10CCCCCC 265E9CE0 CCCCCCCC A5F972EC 2699A0C0 2660AB50 25E0E438 265EA5D8
|.....;v9...I...&..U...;vQ|
+000020 265ECD8 26999CE8 265ECDD8 25ED009C CCCCCCCC CCCCCCCC CCCCCCCC CCCCCCCC CCCCCCCC
|.r.Y...Q.....|
+000040 265ECE18 CCCCCCCC CCCCCCCC 00000000 265ECE90 CCCCCCCC CCCCCCCC CCCCCCCC CCCCCCCC
|.....;.....|
+000060 265ECE38 CCCCCCCC CCCCCCCC CCCCCCCC CCCCCCCC CCCCCCCC CCCCCCCC CCCCCCCC CCCCCCCC
|.....;.....|
+000080 265ECE58 - +00009F 265ECE77 same as above
+0000A0 265ECE78 CCCCCCCC CCCCCCCC CCCCCCCC CCCCCCCC CCCCCCCC CCCCCCCC 10CCCCCC 265ECDD8
|.....;.....;Q|
DSA frame: 265E9208
+000000 265E9208 10CCCCCC 265E90F0 265E92E8 A5E00A66 2641988C 25E011A4 265E92A0 265E92C5
|.....;..0.;kYv.....q.....u.;k...;kE|
+000020 265E9228 25E000FA 265E92C2 25E00ED0 265E92CC 265E92D0 00000030 80000000 A659CF62
|.....;kB.....;k...;k.....w...|
+000040 265E9248 A5E92F60 25E16B48 00000000 265E92E8 CCCCCCCC CCCCCCCC CCCCCCCC CCCCCCCC |
vZ.-.....;kY.....|
+000060 265E9268 CCCCCCCC CCCCCCCC CCCCCCCC CCCCCCCC CCCCCCCC CCCCCCCC CCCCCCCC CCCCCCCC
|.....;.....|
+000080 265E9288 CCCCCCCC CCCCCCCC CCCCCCCC CCCCCCCC CCCCCCCC CCCCCCCC 25E011A4 25E01195
|.....;.....u...n|
+0000A0 265E92A8 00000003 25E00EDC 269997F0 00000000 26929210 2692A450 00000000 00000000
|.....;rp0.....kk..ku&.....|
+0000C0 265E92C8 00000000 00000002 26999CE8 00000000 00000000 00000000 265E6148 CCCCCCCC
|.....;r.Y.....;/.....|
DSA frame: 265E90F0
+000000 265E90F0 10CCCCCC 265E9030 CCCCCCCC A6999D58 A5E00C0 265E9208 265E61E8 A659D030
|.....;.....wr..v...;k...;/Yw...|
+000020 265E9110 00000002 A5E93046 25E157B0 25E039EC 25E04330 00000030 80000000 A659CF62
|....vZ.....;w...|
+000040 265E9130 A5E92F60 25E16B48 00000000 265E9208 CCCCCCCC CCCCCCCC CCCCCCCC CCCCCCCC |
vZ.-.....;k.....|
+000060 265E9150 CCCCCCCC CCCCCCCC CCCCCCCC CCCCCCCC CCCCCCCC CCCCCCCC CCCCCCCC CCCCCCCC
|.....;.....|
+000080 265E9170 - +0000FF 265E91EF same as above
+000100 265E91F0 CCCCCCCC CCCCCCCC CCCCCCCC CCCCCCCC CCCCCCCC 10CCCCCC 265E90F0
|.....;.....;..0|

```

[12]Control Blocks Associated with the Thread:

```

CAA: 25E16B48
+000000 25E16B48 00000800 00000000 265E9018 00000000 00000000 00000000 00000000 00000000
|.....;.....|
+000020 25E16B68 00000000 00000000 25E12C28 00000000 00000000 00000000 00000000 00000000
|.....;.....|
+000040 25E16B88 00000000 00000000 00000000 00000000 00000000 00000000 00000000 00000000
|.....;.....|
+000060 25E16BA8 00000000 00000000 00000000 00000000 00000000 80011420 00000000 00000000
|.....;.....|
.
.
+0003C0 25E16F08 00000000 00000000 A7F4FEE8 A7F40224 A5EBDBF0 A5FC2E58 A5F0E120 A5F8F8E8
|.....;x4.Yx4..v...0v...v0...v88Y|
+0003E0 25E16F28 260D32E4 26999C28 00000000 00000000 00000000 00000000 00000000 00000000
|.....U.r.....|
Thread Synchronization Queue Element (SQL): 25E0F158
+000000 25E0F158 00000000 00000000 00000000 00000000 2660A930 00000008 2671C9E0 00000000 |.....-
z.....I.....|
+000020 25E0F178 25E16B48 00000000 00000000 00000000 00000000 00000000 00000000 00000000
|.....;.....|
CEEDLLF: 26999C28
+000000 EYE..... CEEDLLF VERSION.. 01 FLAGS.... 00 SIZE..... 0060 SERVICE.. 04
+00000D REFTYPE.. 02 LOADTYPE. 00 reserved. 00 padding.. 00000000 PREV..... 26999BC8
+000018 padding.. 00000000 NEXT..... 269998C8 FBTOK_A.. 00000DF6 FBTOK_B.. 41C3C5C5 FBTOK_C.. 00000000
+00002C padding.. 00000000 padding.. 00000000 DLLNAME.. 26999C90 padding.. 00000000 SYMNAME.. 26999CA0

+000040 DLLMLEN. 00000006 SYMMLEN. 0000000F RETCODE1. 00000000 RSNCODE1. 00000000 RETCODE2. 00000000
+000054 RSNCODE2. 00000000 reserved. 00000000 reserved. 00000000 CEEDLLF_DLL_NAME(26999C90)
+0000 26999C90 C3C5D3C4 D3D3AAAA 26998000 00000018 |CELDLL...r.....|
CEEDLLF_SYMBOL_NAME(26999CA0)
+0000 26999CA0 95819485 6D9596A3 6D89956D 849393AA |name_not_in_dll.|
DUMMY DSA: 25E175F0
+000000 FLAGS.... 0000 member... 0000 BKC..... 00006010 FWC..... 265E9030 R14..... A5E0451E
+000010 R15..... A5E92F60 R0..... 7D000009 R1..... 265E61E8 R2..... 00000000 R3..... 00000000
+000024 R4..... 00000000 R5..... 00000000 R6..... 00000000 R7..... A5E18000 R8..... 25E039E8
+000038 R9..... 008E6B28 R10..... 00000000 R11..... A5E0444A R12..... 25E16B48 reserved. 00000000
+00004C NAB..... 265E9030 PNAB..... 265E9030 reserved. 00000000 00000000
+000064 reserved. 00000000 reserved. 00000000 MODE..... 00000000 reserved. 00000000
+000078 reserved. 00000000 reserved. 00000000
.

```

```

.
.
[6]Information for thread 2625970000000001

Registers on Entry to CEE3DMP:
PM..... 0100
GPR0..... 00000000_00000001 GPR1..... 00000000_26935D78 GPR2..... 00000000_2671C43C GPR3..... 00000000_26935D78
GPR4..... 00000000_D96CA288 GPR5..... 00000000_00000000 GPR6..... 00000000_265E61A0 GPR7..... 00000000_2660A930
GPR8..... 00000000_25E00ED0 GPR9..... 00000000_25F5F398 GPR10..... 00000000_8000D5D7 GPR11..... 00000000_8000C5D8
GPR12..... 00000000_26936BD8 GPR13..... 00000000_26938090 GPR14..... 00000000_A6411BDE GPR15..... 00000000_808E6648
FPR0..... 4D000000 00000BD1 FPR2..... 00000000 00000000
FPR4..... 00000000 00000000 FPR6..... 00000000 00000000
GPREG STORAGE:
Storage around GPR0 (00000001)
-0001 00000000 Inaccessible storage.
+001F 00000020 Inaccessible storage.
+003F 00000040 Inaccessible storage.
.
.
[7]Traceback:
DSA Entry E Offset Statement Load Mod Program Unit Service Status
1 CEEOPML2 +00000F90 CEEPLPKA CEEOPML2 HLE7770 Call
2 EDCOWRP2 +00000F38 CEEEV003 CEEOPML2 HLE7770 Call
3 thread_func +000000AE 47 CELSAMP 1.1.D Call
4 CEEOPCMM +00000986 CEEBINIT CEEOPCMM HLE7770 Call

DSA DSA Addr E Addr PU Addr PU Offset Comp Date Compile Attributes
1 26938090 25F5E148 25F5E148 +00000F90 20100319 CEL POSIX
2 26937DE0 26410CA4 2640FA00 +000021DC 20100319 LIBRARY POSIX
3 26937D38 25E00D88 25E00D88 +000000AE 20070105 C/C++ POSIX EBCDIC HFP
4 2697DFF0 0000C5D8 0000C5D8 +00000986 20100319 CEL POSIX

Fully Qualified Names
DSA Entry Program Unit Load Module
3 thread_func //'POSIX.CRTL.C(CELSAMP)' CELSAMP

[9]Parameters, Registers, and Variables for Active Routines:
CEEOPML2 (DSA address 26938090):
UPSTACK DSA
Saved Registers:
GPR0..... 00000001 GPR1..... 26935D78 GPR2..... 2671C43C GPR3..... 26935D78
GPR4..... D96CA288 GPR5..... 00000000 GPR6..... 265E61A0 GPR7..... 2660A930
.
.
thread_func (DSA address 26937D38):
UPSTACK DSA
Parameters:
parm void * 0x25E00ED0
Saved Registers:
GPR0..... 00000001 GPR1..... 26935D78 GPR2..... 2671C43C GPR3..... 26935D78
GPR4..... D96CA288 GPR5..... 00000000 GPR6..... 265E61A0 GPR7..... 2660A930
.
.
.

[10]Control Blocks for Active Routines:
DSA for CEEOPML2: 26938090
+000000 FLAGS.... 0000 member... CCCC BKC..... 26937DE0 FWC..... 26938210 R14..... A5F5EF76
+000010 R15..... A5F60090 R0..... 25F5F2D4 R1..... 26938114 R2..... 2671C43C R3..... 26935D78
+000024 R4..... 00000000 R5..... 2660A954 R6..... 265E61A0 R7..... 2660A930 R8..... 25E00ED0
.
.
.

[11]Storage for Active Routines:
DSA frame: 26937DE0
+000000 26937DE0 10CCCCC 26937D38 26938090 A6411BDE A5F5E148 25F5F2D4 25E0F158 265E61A0
|.....1'..l..w...v5...52M..1.;/..|
+000020 26937E00 25E00DC2 26937D38 25E00ED0 269378A0 26613128 00000000 00000080 CCCCCCCC
|...B.1'.....l.../.....|
.
.
.

[12]Control Blocks Associated with the Thread:
CAA: 26936BD8
+000000 26936BD8 00000800 00000000 26937D20 00000000 00000000 00000000 00000000 00000000
|.....1'.....|
+000020 26936BF8 00000000 00000000 00000000 00000000 00000000 00000000 00000000 00000000
|.....|
.
.
.

[13]Enclave variables:
*.*.C(CELSAMP)':>mut
struct
__m unsigned long int 643868976
*.*.C(CELSAMP)':>thread[0]
struct
__[0..6] unsigned char '\x26' '\x25' 'p' '\0' '\0' '\0' '\0'
__[7] unsigned char '\x01'

```

```

*.*.C(CELSAMP)':>thread[1]
    struct
    __[0..6]      unsigned char      '\x26'  '\x25'  'y'  '\0'  '\0'  '\0'  '\0'
    __[7]        unsigned char      '\x02'
*.*.C(CELSAMP)':>threads_joined
    signed int    0
*.*.C(CELSAMP)':>t1
    unsigned char * 0x25E00ED0
*.*.C(CELSAMP)':>t2
    unsigned char * 0x25E00EDC
*.*.C(CELSAMP)':>main
    signed int (void)
                                0x25E000C0
*.*.C(CELSAMP)':>thread_func
    void *()
                                0x25E00D88
*.*.C(CELSAMP)':>thread_cleanup
    void ()
                                0x25E00B28
*.*.C(CELDLL)':>wsa_array[0..6] unsigned char      'C'  'E'  'L'  'D'  'L'  'L'  ' '
*.*.C(CELDLL)':>wsa_array[7..9] 'W'  'S'  'A'
*.*.C(CELDLL)':>dump_n_perc
    void ()
                                0x2699A0C0

```

[14]Enclave Control Blocks:

```

EDB: 25E157B0
+000000 25E157B0 C3C5C5C5 C4C24040 C7000001 25E16A08 25E15EB8 00000000 00000000 00000000 | CEEEDB
G.....|
+000020 25E157D0 25E15CC0 25E15CF0 A5E18000 25E15300 00000000 00000000 25E158D0 00000000
|...*0v.....|
+000040 25E157F0 00000000 00000000 00006010 00000000 00000000 A5F38568 25E0C9E8 265E6190
|.....v3e...IY.;/.|
+000060 25E15810 0000D560 2671C000 25E13FC0 00001000 25E177F0 00000000 26008038 25E16B48
|..N-.....0.....|
+000080 25E15830 90000000 0000DBFE 00000000 00000000 00000003 00000000 00006000 008FF078
|.....0.....|
+0000A0 25E15850 00000001 00000100 25E0CAF0 25E15858 00000000 00000000 00000000 00000003
|.....0.....|
MEML: 25E16A08
+000000 25E16A08 00000000 00000000 25E94FD8 00000000 00000000 00000000 25E94FD8 00000000 | .....Z|
Q.....Z|Q....|
+000020 25E16A28 00000000 00000000 25E94FD8 00000000 25E11A98 00000000 A601B000 00000000 | .....Z|
Q.....q.....w.....|
+000040 25E16A48 00000000 00000000 25E94FD8 00000000 00000000 00000000 25E94FD8 00000000 | .....Z|
Q.....Z|Q....|
+000060 25E16A68 - +00011F 25E16B27 same as above
Mutex and Condition Variable Blocks (MCVB+MHT+CHT): 2671C018
+000000 2671C018 00008F50 2671C044 000003F8 00001FC0 00000000 265E85D0 2671C444 000000F8
|...&.....8.....;e...D...8|
+000020 2671C038 000007C0 00000000 265E85E8 00000000 00000000 00000000 00000000 00000000
|.....;eY.....|
+000040 2671C058 00000000 00000000 00000000 00000000 00000000 00000000 00000000 00000000
|.....|

```

```

.
.
.
+0004A0 2671C4B8 00000000 00000000 00000000 00000000 00000000 00000000 00000000 00000000
|.....|
+0004C0 2671C4D8 - +00053F 2671C557 same as above
Thread Synchronization Enclave Latch Table (EPALT): 2671C544
+000000 2671C544 00000000 00000000 00000000 00000000 00000000 00000000 00000000 00000000
|.....|
+000020 2671C564 - +00009F 2671C5E3 same as above
+0000A0 2671C5E4 00000000 00000000 00000000 00000000 00000000 DA1F0EA8 25E0F158 2671C850
|.....y..1...H&|
.
.
+000640 2671CB84 00000000 00000000 00000000 00000000 00000000 00000000 00000000 00000000
|.....|
+000660 2671CBA4 - +0009FF 2671CF43 same as above
DLL Information:
WSA Addr Module Addr Thread ID Use Count Name
2660AB50 2699A000 262586000000000000 00000001 CELDLL
HEAPCHK Option Control Block (HCOP): 265E50D0
+000000 265E50D0 C8C3D6D7 00000048 00000001 00000000 00000000 0000000A 0000000A AAAAAAAA |
HCOP.....|
+000020 265E50F0 269E0028 265E5118 26727028 00000000 00000000 AAAAAAAA 00000400 00000000
|.....|
+000040 265E5110 00000000 00000000 C8C3C6E3 00000200 00000000 AAAAAAAA AAAAAAAA AAAAAAAA
|.....HCFT.....|
HEAPCHK Element Table (HCEL) for Heapid 269D9F9C :
Header: 269E0028
+000000 269E0028 C8C3C5D3 2699D028 00000000 269D9F9C 000001F4 00000006 00000006 00000000 |
HCEL.r.....4.....|
Length
Table: 269E0048
+000000 269E0048 269DF020 269DF000 00000050 269A2878 269DF070 269DF000 00000028 269A29A0
|..0...0...&.....0...0.....|
+000020 269E0068 269DF098 269DF000 00000108 269A2AC8 269DF1A0 269DF000 00000050 269A2BF0
|..0q..0.....H..1...0...&...0|

```



```

+000040 269E0088 269DF1F0 269DF000 00000028 269A2D18 269E2020 269E2000 00000408 269A2E40
|.10..0.....|
HEAPCHK Element Table (HCEL) for Heapid 26999FCC :
Header: 2699D028
+000000 2699D028 C8C3C5D3 265E6228 269E0028 26999FCC 000001F4 00000001 00000001 00000000 |
HCEL.;.....r....4.....|
Length
Table: 2699D048
+000000 2699D048 2699C020 2699C000 000002A8 2698E0E0 00000000 00000000 00000000 00000000
|.r...r....y.q.....|
HEAPCHK Element Table (HCEL) for Heapid 00000000 :
Header: 265E6228
+000000 265E6228 C8C3C5D3 00000000 2699D028 00000000 000001F4 00000005 00000005 00000000 |
HCEL.....r.....4.....|
Length
Table: 265E6248
+000000 265E6248 26609038 26609018 00001030 265E8190 2660A068 26609018 00000828 265E8258
|.---.....;a.---.....;b.|
+000020 265E6268 2660A890 26609018 00000CD0 265E8330 2660B560 26609018 00002030 265E8460 |.-
y.---.....;c.---.....;d.-|
+000040 265E6288 2660D590 26609018 00000CD0 26999EB0 00000000 00000000 00000000 00000000 |.-
N.---.....r.....|

```

WSA address.....265E6148

Heap Storage Diagnostics

Stg Addr	ID	Length	Entry	E Addr	E Offset	Load Mod
269DF020	269D9F9C	00000050	CEEV#GTS	25FC9358	+00000000	CEEPLPKA
			CEEVGTS	25FC9328	+0001E38C	CEEPLPKA
			identify_cu	25FD9BB0	+00000072	CEEPLPKA
			SetDumpVars	263903B0	+000005E4	CEEV003
			_zdump	263A2BC8	+00000210	CEEV003
			CEEKMDR	26584CB0	+000002E0	CEEV003
			CEEKDUMP	25EE99C8	+00003CD6	CEEPLPKA
			dump_n_perc	25EF8428	+00000E16	CEEPLPKA
			CEEPGTFN	2699A0C0	+0000012E	CELDLL
269DF070	269D9F9C	00000028	CEEV#GTS	25F97290	+0000005A	CEEPLPKA
			CEEVGTS	25FC9358	+00000000	CEEPLPKA
			identify_cu	25FC9328	+0001E38C	CEEPLPKA
			SetDumpVars	25FD9BB0	+00000072	CEEPLPKA
			_zdump	263903B0	+000006FA	CEEV003
			CEEKMDR	263A2BC8	+00000210	CEEV003
			CEEKDUMP	26584CB0	+000002E0	CEEV003
			dump_n_perc	25EE99C8	+00003CD6	CEEPLPKA
			CEEPGTFN	25EF8428	+00000E16	CEEPLPKA
				2699A0C0	+0000012E	CELDLL
				25F97290	+0000005A	CEEPLPKA

.
.
.

2660D590	00000000	00000CD0	CEEV#GTS	25FC9358	+00000000	CEEPLPKA
			CEEVGQT	25FC9328	+0001E38C	CEEPLPKA
			flocks	25FD68A0	+00000292	CEEPLPKA
			_fopen	263BCCC0	+00000248	CEEV003
			fopen	261A6430	+00000224	CEEV003
			EDCOWRP3	261A6740	+0000006C	CEEV003
			main	26419874	+0000121A	CEEV003
			EDCZMINV	25E000C0	+000007BC	CELSAMP
			CEEBBEXT	2659CF6E	-FF87A878	CEEV003
				25E92F60	+000001B8	CEEPLPKA

Language Environment Trace Table:

Most recent trace entry is at displacement: 002980

	Displacement	Trace Entry in Hexadecimal	Trace Entry in EBCDIC
	+000000	Time 15.25.14.872201 Date 2010.04.07 Thread ID... 2625860000000000	
	+000010	Member ID... 03 Flags..... 000000 Entry Type..... 00000001	
main	+000018	94818995 40404040 40404040 40404040 40404040 40404040 40404040 40404040	
printf()	+000038	60606E4D F0F8F55D 40979989 95A3864D 5D404040 40404040 40404040 40404040	-->(085)
	+000058	40404040 40404040 40404040 40404040 40404040 40404040 40404040 40404040	
	+000078	40404040 40404040	
	+000080	Time 15.25.14.998940 Date 2010.04.07 Thread ID... 2625860000000000	
	+000090	Member ID... 03 Flags..... 000000 Entry Type..... 00000002	
ERRNO=0000	+000098	4C60604D F0F8F55D 40D9F1F5 7EF0F0F0 F0F0F0F0 C540C5D9 D9D5D67E F0F0F0F0	<--(085) R15=0000000E
0000.....	+0000B8	F0F0F0F0 00000000 00000000 00000000 00000000 00000000 00000000 00000000	
	+0000D8	00000000 00000000 00000000 00000000 00000000 00000000 00000000 00000000	
	+0000F8	00000000 00000000	

```

.
.
.
+002900 Time 15.25.15.534529 Date 2010.04.07 Thread ID... 2625860000000000
+002910 Member ID... 03 Flags..... 000000 Entry Type..... 00000001
+002918 84A49497 6D956D97 85998340 40404040 40404040 40404040 40404040 40404040 |
dump_n_perc
+002938 60606E4D F0F8F55D 40979989 95A3864D 5D404040 40404040 40404040 40404040 |-->(085)
printf()
+002958 40404040 40404040 40404040 40404040 40404040 40404040 40404040 40404040
|
+002978 40404040 40404040
|
+002980 Time 15.25.15.534533 Date 2010.04.07 Thread ID... 2625860000000000
+002990 Member ID... 03 Flags..... 000000 Entry Type..... 00000002
+002998 4C60604D F0F8F55D 40D9F1F5 7EF0F0F0 F0F0F0F1 C440C5D9 D9D5D67E F0F0F0F0 |<--(085) R15=0000001D
ERRNO=0000|
+0029B8 F0F0F0F0 00000000 00000000 00000000 00000000 00000000 00000000 00000000 |
0000.....
+0029D8 00000000 00000000 00000000 00000000 00000000 00000000 00000000 00000000
|.....
+0029F8 00000000 00000000
|.....

[15]Enclave Storage:
Initial (User) Heap : 26609018
+000000 26609018 C8C1D5C3 25E15C90 25E15C90 00000000 A6609018 2660E260 00008000 00002DB8 |
HANC..*...*.....w....-S-.....|
+000020 26609038 26609018 00001030 C5E7F3F1 00000000 00000005 00000005 2660A070 2660A258
|.---EX31.....-s-|
+000040 26609058 2660A295 2660A2D2 2660A30F 2660A34C 2660A389 2660A3C6 2660A403 2660A810 |.-sn.-sK.-t...-t<.-
ti.-tF.-u...-y.|
+000060 26609078 2660A84D 00000000 00000000 00000000 00000000 00000000 00000000 00000000 |.-
y(.....
+000080 26609098 00000000 00000000 00000000 00000000 00000000 00000000 00000000 00000000
|.....
+0000A0 266090B8 00000000 2660A440 2660A47D 2660A4BA 2660A4F7 2660A534 2660A571 2660A5AE |.....-u .-u'.-u...-
u7.-v...-v...-v.|
.
.
.
+0045E0 2660D5F8 - +00523F 2660E257 same as above
+005240 2660E258 AAAAAAAAA AAAAAAAAA 00000000 00000000 00000000 00000000 BBBB BBBB BBBB
|.....
+005260 2660E278 BBBB BBBB BBBB BBBB BBBB BBBB BBBB BBBB BBBB BBBB BBBB BBBB
|.....
+005280 2660E298 - +007FFF 26611017 same as above
LE/370 Anywhere Heap : 265E5000
+000000 265E5000 C8C1D5C3 26612000 25E15CC0 25E15CC0 A65E5000 265E8850 00004000 000007B0 |
HANC./...*...*.w;&...;h&...|
+000020 265E5020 265E5000 00000018 D2C4C240 00000000 00000000 AAAAAAAAA 265E5000 00000090
|.;&...KDB .....;&...|
+000040 265E5040 E3E5C240 00000000 00000000 00000000 00000000 00000000 00000000 00000000 |
TVB .....
.
.
.
+003860 265E8860 BBBB BBBB BBBB BBBB BBBB BBBB BBBB BBBB BBBB BBBB BBBB
|.....
+003880 265E8880 - +003FFF 265E8FFF same as above

LE/370 Anywhere Heap : 26612000
+000000 26612000 C8C1D5C3 2671E000 265E5000 25E15CC0 26612000 00000000 00100028 00000000 |
HANC.....;&...*...*/.....|
+000020 26612020 26612000 00100008 C5CB773F 719897EB 26258600 00000000 03000000 00000001
|./.....E....qp...f.....|
+000040 26612040 94818995 40404040 40404040 40404040 40404040 40404040 40404040 40404040 |
main
.
.
.
Additional Heap, heapid = 269D9F9C : 269DF000
+000000 269DF000 C8C1D5C3 269E2000 269D9F9C 269D9F9C 269DF000 269DF218 000003E8 000001D0 |
HANC.....0...2...Y....|
+000020 269DF020 269DF000 00000050 00000000 2699AB48 2699A0C0 269DF0A0 25E12338 46F11000
|..0...&...r...r...0.....1..|
+000040 269DF040 00000003 00000000 00040000 269DF078 00000000 2699A0A0 2699A0A0 00000000
|.....0...r...r.....|
+000060 269DF060 2699A4CC 2699A0A0 00000000 AAAAAAAAA 269DF000 00000028 00186161 7DD7D6E2
|.ru.r.....0...../'POS|
.
.
.
[16]File Status and Attributes:
.
.
.
[17]Runtime Options Report:
LAST WHERE SET OPTION
-----

```

IBM-supplied default	ABPERC(NONE)
IBM-supplied default	ABTERMENC(ABEND)
IBM-supplied default	NOAIXBLD
IBM-supplied default	ALL31(ON)
IBM-supplied default	ANYHEAP(16384,8192,ANYWHERE,FREE)
IBM-supplied default	NOAUTOTASK
IBM-supplied default	BELOWHEAP(8192,4096,FREE)
IBM-supplied default	CBLOPTS(ON)
IBM-supplied default	CBLPSHPOP(ON)
IBM-supplied default	CBLQDA(OFF)
DD:CEEOPTS	CEEDUMP(0,SYSOUT=*,FREE=END,SPIN=UNALLOC)
IBM-supplied default	CHECK(ON)
IBM-supplied default	COUNTRY(US)
IBM-supplied default	NODEBUG
IBM-supplied default	DEPTHCONDLMT(10)
DD:CEEOPTS	DYNDUMP(POSIX.DEBUGG.HLE7770,DYNAMIC,)
IBM-supplied default	ENVAR("")
IBM-supplied default	ERRCOUNT(0)
IBM-supplied default	ERRUNIT(6)
IBM-supplied default	FILEHIST
IBM-supplied default	FILETAG(NOAUTOCVT,NOAUTOTAG)
Default setting	NOFLOW
IBM-supplied default	HEAP(32768,32768,ANYWHERE,KEEP,8192,4096)
DD:CEEOPTS	HEAPCHK(ON,1,0,10,10,1024,0,1024,0)
DD:CEEOPTS	HEAPPOLLS(ON,8,10,32,10,128,10,256,10,1024,10,2048,10,0,10,0,10,0,10,0,10,0,10)
IBM-supplied default	HEAPZONES(0.ABEND,0.ABEND)
IBM-supplied default	INFMSGFILTER(OFF,,,))
IBM-supplied default	INQPCOPN
IBM-supplied default	INTERRUPT(OFF)
IBM-supplied default	LIBSTACK(4096,4096,FREE)
IBM-supplied default	MSGFILE(SYSOUT,FBA,121,0,NOENQ)
IBM-supplied default	MSGQ(15)
IBM-supplied default	NATLANG(ENU)]
Ignored	NONONIPTSTACK(See THREADSTACK)
IBM-supplied default	OCSTATUS
IBM-supplied default	PAGEFRAMESIZE(4K,4K,4K)
IBM-supplied default	NOPC
IBM-supplied default	PLITASKCOUNT(20)
Programmer default	POSIX(ON)
IBM-supplied default	PROFILE(OFF,"")
IBM-supplied default	PRTUNIT(6)
IBM-supplied default	PUNUNIT(7)
IBM-supplied default	RDRUNIT(5)
IBM-supplied default	RECPAD(OFF)
DD:CEEOPTS	RPTOPTS(ON)

DD:CEEOPTS	RPTSTG(ON)
IBM-supplied default	NORTEREUS
IBM-supplied default	NOIMVRD
IBM-supplied default	STACK(131072,131072,ANYWHERE,KEEP,524288,131072)
DD:CEEOPTS	STORAGE(AA,BB,CC,0)
DD:CEEOPTS	TERMTHDACT(UADUMP,,96)
IBM-supplied default	NOTEST(ALL,"*", "PROMPT", "INSPREF")
IBM-supplied default	THREADHEAP(4096,4096,ANYWHERE,KEEP)
IBM-supplied default	THREADSTACK(OFF,4096,4096,ANYWHERE,KEEP,131072,131072)
Programmer default	TRACE(ON,1048576,NODUMP,LE=1)
IBM-supplied default	TRAP(ON,SPIE)
IBM-supplied default	UPSI(00000000)
IBM-supplied default	NOUSRHLR(,)
IBM-supplied default	VCTRSAVE(OFF)
IBM-supplied default	XPLINK(OFF)
IBM-supplied default	XUFLOW(AUTO)

[18]Process Control Blocks:

```
PCB: 25E15300
+000000 25E15300 C3C5C5D7 C3C24040 03030288 00000000 00000000 00000000 25E15538 A600AD00 |
CEPCB ...h.....w...|
+000020 25E15320 A6001AD0 A6008358 A6007F48 25E0ABF0 25E150D0 00000000 00000000 25E157B0 |
w...w.c.w"...0.&.....|
+000040 25E15340 A60081F0 7FC00000 00000000 00011054 00000000 80000000 A5F72920 00000000 |
w.a0".....v7.....|

MEML: 25E15538
+000000 25E15538 00000000 00000000 25E94FD8 00000000 00000000 00000000 25E94FD8 00000000 |.....Z|
Q.....Z|Q....|
+000020 25E15558 00000000 00000000 25E94FD8 00000000 25E0FFD0 00000000 A601B000 265E4418 |.....Z|
Q.....w...;..|
+000040 25E15578 00000000 00000000 25E94FD8 00000000 00000000 00000000 25E94FD8 00000000 |.....Z|
Q.....Z|Q....|
+000060 25E15598 - +00011F 25E15657 same as above

Thread Synchronization Process Latch Table (PPALT): 2671CF44
+000000 2671CF44 DA1F0EA8 25E0F158 2671C7EC 00000000 00000000 00000000 00000000 00000000
|...y..1..G.....|
+000020 2671CF64 00000000 00000000 00000000 00000000 00000000 00000000 00000000 00000000
|.....|
+000040 2671CF84 00000000 00000000 00000000 00000000 DA1F0EA8 25E0F158 2671CA44 00000000
|.....y..1.....|
+000060 2671CFA4 00000000 00000000 00000000 00000000 00000000 00000000 00000000 00000000
|.....|
+000080 2671CFC4 - +0009FF 2671D943 same as above
```

[19]Additional Language Specific Information:

```
errno information :  
Thread Id .... 2625860000000000 Errno ..... 0 Errnojr .... 00000000  
[20]CEE3846I CEEDUMP Processing completed.
```

Sections of the Language Environment dump

The sections of the dump listed here appear independently of the Language Environment-conforming languages used. Each conforming language adds language-specific storage and file information to the dump. For a detailed explanation of language-specific dump output:

- For C/C++ routines, see [“Finding C/C++ information in a Language Environment dump” on page 187.](#)
- For COBOL routines, see [“Finding COBOL information in a dump” on page 230.](#)
- For Fortran routines, see [“Finding Fortran information in a Language Environment dump” on page 254.](#)
- For PL/I routines, see [“Finding PL/I for MVS & VM information in a dump” on page 272.](#)

Table 20. Contents of the Language Environment dump

Section number and heading	Contents
[1] Page Heading	<p>The page heading section appears on the top of each page of the dump and contains the following information:</p> <ul style="list-style-type: none"> • CEE3DMP identifier • Title: For dumps generated as a result of an unhandled condition, the title is "Condition processing resulted in the Unhandled condition." • Product abbreviation of Language Environment • Version number • Release number • Date • Time • Page number <p>The contents of the second line of the page heading vary depending on the environment in which the CEEDUMP is issued.</p> <p>For CEEDUMPs produced under a batch environment, the following items are displayed:</p> <ul style="list-style-type: none"> • ASID: Describes the address space ID. • Job ID: Describes the JES Job ID. • Job name: Describes the job name. • Step name: Describes the job's step name in which the CEEDUMP was produced. • UserID: Describes the TSO userid who issued the job. <p>For jobs running with POSIX(ON), the following additional items are displayed:</p> <ul style="list-style-type: none"> • PID: Displays the associated process ID. • Parent PID: Displays the associated parent PID. <p>For CEEDUMPs produced under the z/OS UNIX shell, the following items are displayed:</p> <ul style="list-style-type: none"> • ASID: Describes the address space ID. • PID: Displays the associated process ID. • Parent PID: Displays the associated parent PID. • User name: Contains the user ID associated to the CEEDUMP. <p>For CEEDUMPs produced under CICS, the following items are displayed:</p> <ul style="list-style-type: none"> • Transaction ID and task number.
[2] CEE3845I CEEDUMP Processing started.	<p>Identifies the start of the Language Environment dump processing. Similarly, message CEE3846I identifies the end of the dump processing. Message number CEE3845I can be used to locate the start of the next CEEDUMP report when scanning forward in a data set that contains several CEEDUMP reports.</p>
[3] Caller Program Unit and Offset	<p>Identifies the routine name and offset in the calling routine of the call to the dump service.</p>

Table 20. Contents of the Language Environment dump (continued)

Section number and heading	Contents
[4] Registers on Entry to CEE3DMP	<p>Shows data at the time of the call to the dump service.</p> <ul style="list-style-type: none"> Program mask: The program mask contains the bits for the fixed-point overflow mask, decimal overflow mask, exponent underflow mask, and significance mask. General purpose registers (GPRs) 0–15: On entry to CEE3DMP, the GPRs contain: <ul style="list-style-type: none"> GPR 0 Working register GPR 1 Pointer to the argument list GPR 2–11 Working registers GPR 12 Address of CAA GPR 13 Pointer to caller's stack frame GPR 14 Address of next instruction to run if the ALL31 runtime option is set to ON GPR 15 Entry point of CEE3DMP Floating point registers (FPRs) 0 through 15 Vector registers (VRs) 0 through 31. Storage pointed to by General Purpose Registers. Treating the contents of each register as an address, 32 bytes before and 64 bytes after the address are shown.
<p>[5] - [17] Enclave Information. These sections show information that is specific to an enclave. When multiple enclaves are dumped, these sections will appear for each enclave.</p> <p>If multiple CEEPIPI main-DP environments exist, the dump service generates data and storage information for the most current Main-DP environment, followed by the previous (parent) Main-DP environments in a last-in-first-out (LIFO) order. Sections [5] - [17] will appear for each enclave in the most current Main-DP environment, and sections [5]-[7] will appear for enclaves in the previous (parent) Main-DP environments. When multiple nested Main-DP environments are present in the dump output, a line displaying the CEEPIPI token value for each dumped Main-DP environment will appear before the output for that environment.</p>	
[5] Enclave Identifier	<p>Names the enclave for which information in the dump is provided. If multiple enclaves exist, the dump service generates data and storage information for the most current enclave, followed by previous enclaves in a last-in-first-out (LIFO) order. For more information about dumps for multiple enclaves, see “Multiple enclave dumps” on page 81.</p>
<p>[6] - [12] Thread Information. These sections show information that is specific to a thread. When multiple threads are dumped, these sections will appear for each thread.</p>	
[6] Information for thread	<p>Shows the system identifier for the thread. Each thread has a unique identifier.</p>

Table 20. Contents of the Language Environment dump (continued)

Section number and heading	Contents
[7] Traceback	<p data-bbox="526 237 1463 331">In a multithread case, the traceback reflects only the current thread. For all active routines, the traceback section shows routine information in three parts. The first part contains:</p> <ul data-bbox="526 348 1463 1675" style="list-style-type: none"> <li data-bbox="526 348 1463 474">• DSA number: A number assigned to the information for this active routine by dump processing. The number is used to associate information from the first part of the traceback with information in the second and third parts of the traceback. <li data-bbox="526 491 1463 617">• Entry: For COBOL, Fortran, PL/I, and Enterprise PL/I for z/OS routines, this is the entry point name. For C/C++ routines, this is the function name. If a function name or entry point was not specified for a particular routine, the string ' ** NoName ** ' will appear. <li data-bbox="526 634 753 665">• Entry point offset <li data-bbox="526 682 1463 808">• Statement number: Refers to the line number in the source code (program unit) in which a call was made or an exception took place (see Status column). The statement number appears only if your routine was compiled with the options required to generate statement numbers. <li data-bbox="526 825 1463 919">• Load module: The load module name displayed can be a partitioned data set member or an UNIX executable file. The load module name is also displayed in the third part of the traceback. <li data-bbox="526 936 1463 1062">• Program unit: For COBOL programs, program unit is the PROGRAM-ID name. For C, Fortran, and PL/I routines, program unit is the compile unit name. For Language Environment-conforming assemblers, program unit is either the EPNAME = value on the CEEPPA macro, or a fully qualified path name. If the program unit name is available to Language Environment (for example, for C/C++, the routine was compiled with TEST(SYM)), the program unit name will appear under this column, according to the following rules: <ul data-bbox="548 1167 1463 1388" style="list-style-type: none"> <li data-bbox="548 1167 1463 1241">– If your compiled routine is in a partitioned data set, only the member will be output. <li data-bbox="548 1257 1463 1331">– If your compiled routine is in a sequential data set, only the last qualifier will be shown. <li data-bbox="548 1348 1463 1388">– If your compiled routine is in an UNIX filename, only what fits of the filename will be displayed in a line. <li data-bbox="526 1415 1463 1675">• Service level: The latest service level applied to the compile unit (for example, for IBM products, it would be the PTF number). <ul data-bbox="548 1478 1463 1675" style="list-style-type: none"> <li data-bbox="548 1478 1463 1551">– If the service level string is equal or less than 7 bytes, all of the string will be output. <li data-bbox="548 1568 1463 1675">– If the service level string is longer than 7 bytes, the Service column will only show the first 7 bytes of the service string, and the full service string will be shown in section of Full Service Level with max length of 64 bytes. <li data-bbox="526 1661 1127 1692">• Status: Routine status can be 'call' or 'exception'.

Table 20. Contents of the Language Environment dump (continued)

Section number and heading	Contents
----------------------------	----------

[7] Traceback (continued)	<p>The second part contains:</p> <ul style="list-style-type: none"> • DSA number: A number assigned to the information for this active routine by dump processing. The number is used to associate information from the first part of the traceback with information in the second and third parts of the traceback. • Stack frame (DSA) address • Entry point address • Program unit address • Program unit offset: The offset of the last instruction to run in the routine. If the offset is a negative number, zero, or a very large positive number, the routine associated with the offset probably did not allocate a save area or could have been called using SVC-assisted linkage. Adding the program unit address to the offset gives the location of the current instruction in the routine. This offset is from the starting address of the routine. • Compile Date: Contains the year, month and day in which the routine was compiled. • Attributes: The available compilation attributes of the compile unit including: <ul style="list-style-type: none"> – A label identifying the LE-supported language such as COBOL, ENT PL/I, C/C++, and so on. – Compilation attributes such as EBCDIC, ASCII, IEEE or hexadecimal floating point (HFP). The compilation attributes will only be displayed if there is enough information available. – If the CEEDUMP was created under a POSIX environment, POSIX will be displayed. <p>The third part of the traceback, which is also referred to as the "Fully Qualified Names" section, contains the following:</p> <ul style="list-style-type: none"> • DSA number • Entry • Program unit: Similar to the Program Unit column in part 1 except that the server name and the complete program unit (PU) name will be displayed. A PU name will appear here only if it is available to Language Environment. • Load Module: The complete pathname of a load module name residing in an UNIX filename will be displayed here if available. The load module's full pathname will be displayed if the PATH environment variable is set such that the pathname of the load module's directory appears before the current directory (.). For load modules found in data sets, the same output shown in the traceback part 1 will also be displayed here. <p>The fourth part of the traceback, which is also referred to as the "Full Service Level" section, contains the following:</p> <ul style="list-style-type: none"> • DSA number • Entry • Service: The full service level string with max length of 64 bytes will be displayed here.
---------------------------	--

Table 20. Contents of the Language Environment dump (continued)

Section number and heading	Contents
[8] Condition Information for Active Routines	<p>Displays the following information for all conditions currently active on the call chain:</p> <ul style="list-style-type: none"> • Statement showing failing routine and stack frame address of routine • Condition information block (CIB) address • Current condition, in the form of a Language Environment message for the condition raised or a Language Environment abend code, if the condition was caused by an abend • Location: For the failing routine, this is the program unit, entry routine, statement number, and offset. • Machine state, which shows: <ul style="list-style-type: none"> – Instruction length counter (ILC) – Interruption code – Program status word (PSW) – Contents of 64-bit GPRs 0–15. Note that when the high halves of the registers are not known, they are shown as *****. – Storage dump near condition (2 hex-bytes of storage near the PSW) – Storage pointed to by General Purpose Registers – Contents of access registers, if available <p>This information shows the current values at the time the condition was raised. The high halves of the general registers are dumped, in case they are useful for debugging some applications.</p> <p>If the PSW associated with the condition indicates AMODE 24, the register content will be treated as 24-bit address.</p>

Table 20. Contents of the Language Environment dump (continued)

Section number and heading	Contents
[9] Parameters, Registers, and Variables for Active Routines	<p>For each active routine, this section shows:</p> <ul style="list-style-type: none"> • Routine name and stack frame address • Arguments: For COBOL and Fortran, arguments are shown here rather than with the local variables. For COBOL, arguments are shown as part of local variables. PL/I arguments are not displayed in the Language Environment dump. • Saved registers: This lists the contents of GPRs 0–15 at the time the routine transferred control. • Storage pointed to by the saved registers: Treating the saved contents of each register as an address, 32 bytes before and 64 bytes after the address shown. • Local variables: This section displays the local variables and arguments for the routine. This section also shows the variable type. Variables are displayed only if the symbol tables are available. To generate a symbol table and display variables, use the following compile options: <ul style="list-style-type: none"> – For COBOL, use TEST(SYM). – For C/C++, use TEST. – For VS COBOL II, use FDUMP. – For COBOL/370, use TEST(SYM). – For COBOL for OS/390 & VM, use TEST(SYM). – For Enterprise COBOL for z/OS V4R2 and prior releases, use TEST(SYM). – For Enterprise COBOL for z/OS V5R1 and later releases, use TEST with any sub options or NOTEST(DWARF). <p>Note:</p> <p>LOW-VALUES (x'00') is the NUL character in EBCDIC, which is an unprintable character that cannot be displayed properly.</p> <p>A NUL character in a data item in the "Local Variables" section is replaced by a double-quote when displayed in the CEEDUMP.</p> <ul style="list-style-type: none"> – For Fortran, use SDUMP. – For PL/I, arguments and variables are not displayed.
[10] Control Blocks for Active Routines	<p>For each active routine controlled by the STACKFRAME option, this section lists contents of related control blocks. The Language Environment-conforming language determines which language-specific control blocks appear. The possible control blocks are:</p> <ul style="list-style-type: none"> • Stack frame • Condition information block • Language-specific control blocks
[11] Storage for Active Routines	<p>Displays local storage for each active routine. The storage is dumped in hexadecimal, with EBCDIC translations on the right side of the page. There can be other information, depending on the language used. For C/C++ routines, this is the stack frame storage. For COBOL programs, this is language-specific information, WORKING-STORAGE, and LOCAL-STORAGE.</p>

Table 20. Contents of the Language Environment dump (continued)

Section number and heading	Contents
[12] Control Blocks Associated with the Thread	Lists the contents of the Language Environment common anchor area (CAA), thread synchronization queue element (SQEL), DLL failure data, and dummy stack frame. Other language-specific control blocks can appear in this section. DLL failure data is described in “Using the DLL failure control block” on page 81 .
[13] Enclave variables:	Displays language specific global variables. This section also shows the variable type. Variables are displayed only if the symbol tables are available.
[14] Enclave Control Blocks	<p>Lists the contents of the Language Environment enclave data block (EDB) and enclave member list (MEML). The information presented may vary depending on which runtime options are set.</p> <ul style="list-style-type: none"> • If the POSIX runtime option is set to ON, this section lists the contents of the mutex and condition variable control blocks, the enclave level latch table, and the thread synchronization trace block and trace table. • If DLLs have been loaded, this section shows information for each DLL including the DLL name, load address, use count, writeable static area (WSA) address, and the thread id of the thread that loaded the DLL. • If the HEAPCHK runtime option is set to ON, this section shows the contents of the HEAPCHK options control block (HCOP) and the HEAPCHK element tables (HCEL). A HEAPCHK element table contains the location and length of all allocated storage elements for a heap in the order that they were allocated. • When the <i>call-level</i> suboption of the HEAPCHK runtime option is set, any unfreed storage, which would indicate a storage leak, would be displayed in this area. The traceback could then be used to identify the program which did not free the storage. • If the TRACE runtime option is set to ON, this section shows the contents of the Language Environment trace table. <p>Other language-specific control blocks can appear in this section.</p>
[15] Enclave Storage	Shows the Language Environment heap storage. For C/C++ and PL/I routines, heap storage is the dynamically allocated storage. For COBOL programs, it is the storage used for WORKING-STORAGE data items. This section also shows the writeable static area (WSA) storage for program objects. Other language-specific storage can appear in this section.
[16] File Status and Attributes	Contains additional information about the file.
[17] Runtime Options Report	Lists the Language Environment runtime options in effect when the routine was executed.
[18] Process Control Blocks	Lists the contents for the Language Environment process control block (PCB), process member list (MEML), and if the POSIX runtime option is set to ON, the process level latch table. Other language-specific control blocks can appear in this section.
[19] Additional Language Specific Information	Displays any additional information not included in other sections. For C/C++, it shows the thread ID of the thread that generated the dump and the settings of the errno and errnojr variables for that thread.
[20] CEE3846I CEEDUMP Processing completed.	Identifies the end of the Language Environment dump processing. Similarly, message CEE3845I identifies the start of the dump processing. Message CEE3846I can be used to locate the end of the previous CEEDUMP report when scanning backward in a data set that contains several CEEDUMP reports.

Debugging with specific sections of the Language Environment dump

The following sections describe how you can use particular blocks of the dump to help you debug errors.

Tracebacks, condition information, and data values section

The CEE3DMP call with dump options TRACEBACK, CONDITION, and VARIABLES generates output that contains a traceback, information about any conditions, and a list of arguments, registers, and variables. The traceback, condition, and variable information provided in the Language Environment dump can help you determine the location and context of the error without any additional information. The traceback section includes a sequential list for all active routines and the routine name, statement number, and offset where the exception occurred. The condition information section displays a message describing the condition and the address of the condition information block. The arguments, registers, and variables section shows the values of your arrays, structures, arguments, and data during the sequence of calls in your application. Static data values do not appear. Single quotes indicate character fields. These sections of the dump are shown [here](#).

Upward-growing (non-XPLINK) stack frame section

The stack frame, also called dynamic save area (DSA), for each active routine is listed in the full dump.

A stack frame chain is associated with each thread in the runtime environment and is acquired every time a separately compiled procedure or block is entered. A stack frame is also allocated for each call to a Language Environment service. All stack frames are back-chained with a stopping stack frame (also called a dummy DSA) as the first stack frame on the stack. Register 13 addresses the recently active stack frame or a standard register save area (RSA). The standard save area back chain must be initialized, and it holds the address of the previous save area. Not all Language Environment-conforming compilers set the forward chain; thus, it cannot be guaranteed in all instances. Calling routines establish the member-defined fields.

When a routine makes a call, registers 0–15 contain the following values:

- R1 is a pointer to parameter list or 0 if no parameter list passed.
- R0, R2–R11 is unreferenced by Language Environment. Caller's values are passed transparently.
- R12 is the pointer to the CAA if entry to an external routine.
- R13 is the pointer to caller's stack frame.
- R14 is the return address.
- R15 is the address of the called entry point.

With an optimization level other than 0, C/C++ routines save only the registers used during the running of the current routine. Non-Language Environment RSAs can be in the save area chain. The length of the save area and the saved register contents do not always conform to Language Environment conventions. For more information about stack frames in Language Environment storage management, see [The stack frame model in z/OS Language Environment Programming Guide](#). [Figure 12 on page 65](#) shows the format of the upward-growing stack frame.

Note: The *Member-defined* fields are reserved for the specific higher level language.

00	Flags	Member-defined
04	CEEDSABACK - Standard Save Area Back Chain	
08	CEEDSAFWD - Standard Save Area Forward Chain	
0C	CEEDSASAVE - GPRs 14, 15, 0-12	
~		
48	Member-defined	
4C	CEEDSANAB - Current Next Available Byte (NAB) in Stack	
50	CEEDSAPNAB - End of Prolog NAB	
54	Member-defined	
58	Member-defined	
5C	Member-defined	
60	Member-defined	
64	Reserved for Debugging	
68	Member-defined	
6C	CEESAMODE - Return Address of the Module That Caused the Last Mode Switch	
70	Member-defined	
74	Member-defined	
78	Reserved for Future Condition Handling	
7C	Reserved for Future Use	

Figure 12. Upward-growing (non-XPLINK) stack frame format

Downward-growing (XPLINK) stack frame section

Figure 13 on page 66 shows the format of the downward-growing stack frame. For detailed information about the downward-growing stack, register conventions and parameter passing conventions, see [The XPLINK stack](#) in *z/OS Language Environment Programming Guide*.

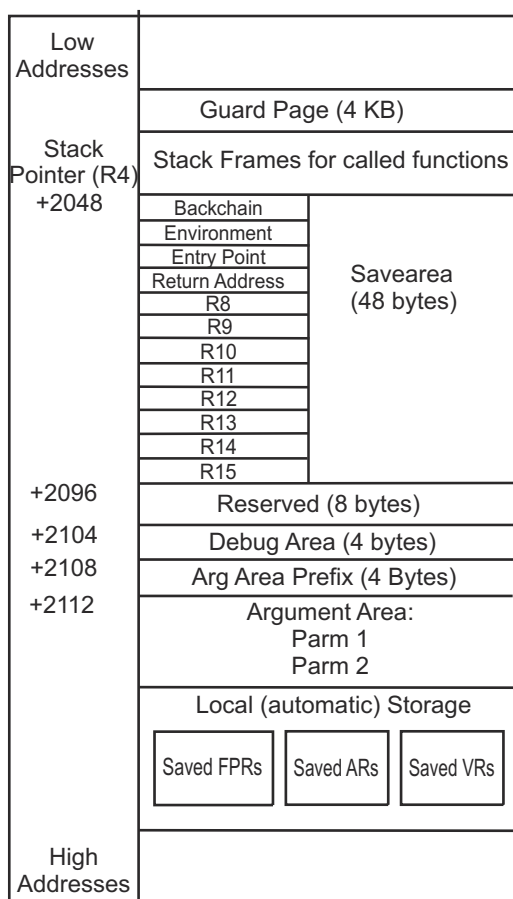


Figure 13. Downward-growing (XPLINK) stack frame format

Common Anchor Area

Each thread is represented by a common anchor area (CAA), which is the central communication area for Language Environment. All thread- and enclave-related resources are anchored, provided for, or can be obtained through the CAA. The CAA is generated during thread initialization and deleted during thread termination. When calling Language Environment-conforming routines, register 12 points to the address of the CAA.

Use CAA fields as described. Do not modify fields and do not use routine addresses as entry points, except as specified. Fields marked 'Reserved' exist for migration of specific languages, or internal use by Language Environment. Language Environment defines their location in the CAA, but not their use. Do not use or reference them except as specified by the language that defines them.

Table 21 on page 67 describes the CAA fields. For more information about the CAA and other structures to which it refers (for example, the DLL failure control block, CEEDLLF), see [Language Environment common anchor area in z/OS Language Environment Vendor Interfaces](#).

Table 21. Description of CAA fields

Hex Offset	Type	Len	CAA Field	Explanation
0	Bit	1	CEECAAFLAG0	CAA flag bits, defined as follows: 0–5 Reserved 6 CEECAAXHDL. A flag used by the condition handler. If the flag is set to 1, the application requires immediate return/percolation to the system on any interrupt or condition handler event. 7 Reserved
1	Bit	1	Reserved	
2	Bit	1	CEECAALANGP	PL/I language compatibility flags external to Language Environment. The bits are defined as follows: 0–3 Reserved 4 CEECAATHFN. A flag set by PL/I to indicate a PL/I FINISH ON-unit is active. If the flag is set to 1, no PL/I FINISH ON-unit is active. If the flag is set to 0, a PL/I FINISH ON-unit could be active. 5–7 Reserved
3	Char	5	Reserved	
8	Address	4	CEECAABOS	Start of the current storage segment. This field is initially set during thread initialization. It indicates the start of the current stack storage segment. It is altered when the current stack storage segment is changed.
C	Address	4	CEECAAEOS	This field is used to determine if a stack overflow routine must be called when allocating storage from the user stack. Normally, the value of this field will represent the end of the current user stack segment. However, its value can also be zero to force the call of a stack overflow routine for every allocation of storage from the user stack. This field is used by function prologs that do not use FASTLINK linkage conventions.
10	Char	52	Reserved	
44	Signed	2	CEECAATORC	Thread level return code. The thread level return code set by CEESRC callable service.
46	Signed	2	CEECAATURC	
48	Char	44	Reserved	
74	Address	4	CEECAATOVF	Address of stack overflow routine.
78	Char	168	Reserved	
120	Address	4	CEECAAATTN	Address of the Language Environment attention handling routine. The address of the Language Environment attention handling routine supports common runtime environment's polling code convention for attention processing.

Table 21. Description of CAA fields (continued)

Hex Offset	Type	Len	CAA Field	Explanation
124	Char	56	Reserved	
15C	Address	4	CEECAHLLEXIT	Address of the Exit List Control Block set by the HLL user exit CEEBINT.
160	Char	56	Reserved	
198	Bit (96)	12	CEECAHOOK	Code to pass control to the debugger.
1A4	Address	4	CEECAADIMA	A(debugger entry)
1A8	Char	68	CEECAHOOKS	Hook area. This is the start of 18 fullword execute hooks. Language Environment initializes each fullword to X'07000000'. The hooks can be altered to support various debugging hook mechanisms.
1A8	Char	4	CEECAALLOC	ALLOCATE descr. built
1AC	Char	4	CEECAASTATE	New statement begins
1B0	Char	4	CEECAENTRY	Block entry
1B4	Char	4	CEECAEXIT	Block exit
1B8	Char	4	CEECAAMEXIT	Multiple block exit
1BC	Char	32	CEECAAPATHS	PATH hooks
1BC	Char	4	CEECAALABEL	At a label constant
1C0	Char	4	CEECAABCALL	Before CALL
1C4	Char	4	CEECAACALL	After CALL
1C8	Char	4	CEECAADO	DO block starting
1CC	Char	4	CEECAIFTRUE	True part of IF
1D0	Char	4	CEECAIFFALSE	False part of IF
1D4	Char	4	CEECAAWHEN	WHEN group starting
1D8	Char	4	CEECAAOTHER	OTHERWISE group
1DC	Char	4	CEECAACGOTO	GOTO hook for C
1E0	Char	4	CEECAARSVDH1	Reserved hook
1E4	Char	4	CEECAARSVDH2	Reserved hook
1E8	Char	4	CEECAAMULTEVT	Multiple Event Hook
1EC	Bit (32)	4	CEECAAMEVMASK	Multiple Event Hook Mask -End of Debug
1F0	Char	80	CEECAAMEMBER_AREA	
1F0	Address	4	CEECAACGENE	C/370 CGENE
1F4	Address	4	CEECAACRENT	C/370 writable static
1F8	Char	8	CEECAACFLTINIT	Used to convert fixed to float cfltini
200	Address	4	CEECAACPRMS	Address of parameters passed to main module
204	Signed	4	CEECAAC_RTL	Combination of 24 unique C/370 trc typ

Table 21. Description of CAA fields (continued)				
Hex Offset	Type	Len	CAA Field	Explanation
208	Address	4	CEECAACTHD	
20C	Address	4	CEECAACURRFECB	
210	Address	4	CEECAAEDCV	C/370 vector table
214	Address	4	CEECAACPCB	Reserved
218	Address	4	CEECAACEDB	C/370 CEDB
21C	Char	3	Reserved	
21F	Char	1	CEECAASPCFLAG3	Used for SPC
220	Address	4	CEECAACIO	Address of cio
224	Char	4	CEECAAFDSETFD	Used by FD_* macros
228	Char	2	CEECAAFCBMUTEXOK	
22A	Char	2	Reserved	
22C	Char	4	CEECAATC16	
230	Signed	4	CEECAATC17	
234	Address	4	CEECAAEDCOV	C/370 Open Libvec
238	Signed	4	CEECAACTOFSV	
23C	Address	4	CEECAATRTSPACE	C/370 Open Libvec
240	Char	24	Reserved	
258	Address	4	CEECAA_TCASRV_USERWORD	TCA Service Rtn Vctr
25C	Address	4	CEECAA_TCASRV_WORKAREA	
260	Address	4	CEECAA_TCASRV_GETMAIN	
264	Address	4	CEECAA_TCASRV_FREEMAIN	
268	Address	4	CEECAA_TCASRV_LOAD	
26C	Address	4	CEECAA_TCASRV_DELETE	
270	Address	4	CEECAA_TCASRV_EXCEPTION	
274	Address	4	CEECAA_TCASRV_ATTENTION	
278	Address	4	CEECAA_TCASRV_MESSAGE	

Table 21. Description of CAA fields (continued)

Hex Offset	Type	Len	CAA Field	Explanation
27C	Char	4	Reserved	
280	Address	4	CEECAALWS	Addr of PL/I LWS
284	Address	4	CEECAASAVR	Register save
288	Char	36	Reserved	
2AC	Bit	1	CEECAASYSTM	Underlying operating system. The value indicates the operating system supporting the active environment. 0 Undefined. This value should not appear after Language Environment is initialized. 1 Unsupported 3 z/OS
2AD	Bit (8)	1	CEECAAHDRWR	Underlying hardware. This value indicates the type of hardware on which the routine is running. 0 Undefined. This value should not appear after Language Environment is initialized. 1 Unsupported 2 System/370, non-XA 3 System/370, XA 4 System/370, ESA
2AE	Bit (8)	1	CEECAASBSYS	Underlying subsystem. This value indicates the subsystem (if any) on which the routine is running. 0 Undefined. This value should not occur after Language Environment is initialized. 1 Unsupported 2 None. The routine is not running under a Language Environment-recognized subsystem. 3 TSO 4 IMS 5 CICS

Table 21. Description of CAA fields (continued)

Hex Offset	Type	Len	CAA Field	Explanation
2AF	Bit (8)	1	CEECAAFLAG2	<p>CAA Flag 2, defined as follows:</p> <p>0 Bimodal addressing is available.</p> <p>1 Vector hardware is available.</p> <p>2 Thread terminating.</p> <p>3 Initial thread</p> <p>4 Library trace is active. The TRACE runtime option was set.</p> <p>5 Reserved</p> <p>6 CEECAA_ENQ_Wait_Interruptible. Thread is in an enqueue wait.</p> <p>7 Reserved</p>
2B0	Unsign	1	CEECAALEVEL	Language Environment level identifier. This contains a unique value that identifies each release of Language Environment. This number is incremented for each new release of Language Environment.
2B1	Bit (8)	1	CEECAA_PM	Image of current program mask.
2B2	Bit (16)	2	CEECAA_INVAR	Field that is at the same fixed offset in 31-bit and 64-bit CAAs
2B3	Bit	1	Reserved	
2B4	Address	4	CEECAAGETLS	Address of stack overflow for library routines.
2B8	Address	4	CEECAACELV	Address of the Language Environment library vector. This field is used to locate dynamically loaded Language Environment routines.
2BC	Address	4	CEECAAGETS	Address of the Language Environment prolog stack overflow routine. The address of the Language Environment get stack storage routine is included in prolog code for fast reference.
2C0	Address	4	CEECAALBOS	Start of the library stack storage segment. This field is initially set during thread initialization. It indicates the start of the library stack storage segment. It is altered when the library stack storage segment is changed.
2C4	Address	4	CEECAALEOS	This field is used to determine if a stack overflow routine must be called when allocating storage from the library stack. Normally, the value of this field will represent the end of the current library stack segment. However, its value can also be zero to force the call of a stack overflow routine for every allocation of storage from the library stack. This field is used by function prologs that do not use FASTLINK linkage conventions.

Table 21. Description of CAA fields (continued)

Hex Offset	Type	Len	CAA Field	Explanation
2C8	Address	4	CEECAALNAB	Next available library stack storage byte. This contains the address of the next available byte of storage on the library stack. It is modified when library stack storage is obtained or released.
2CC	Address	4	CEECAADMC	Language Environment shunt routine address. Its value is initially set to 0 during thread initialization. If it is nonzero, this is the address of a routine used in specialized exception processing.
2D0	Signed	4	CEECAAACD	Most recent CAASHAB abend code.
2D0	Signed	4	CEEEAAABCODE	Most recent abend completion code.
2D4	Signed	4	CEECAAARS	Most recent CAASHAB reason code.
2D4	Signed	4	CEECAAARSNCODE	Most recent abend reason code.
2D8	Address	4	CEECAAERR	Address of the current condition information block. After completion of initialization, this always points to a condition information block. During exception processing, the current condition information block contains information about the current exception being processed. Otherwise, it indicates no exception being processed.
2DC	Address	4	CEECAAGETSX	Address of the user stack extender routine. This routine is called to extend the current stack frame in the user stack. Its address is in the CEECAA for performance reasons.
2E0	Address	4	CEECAADDSA	Address of the Language Environment dummy DSA. This address determines whether a stack frame is the dummy DSA, also known as the zeroth DSA.
2E4	Signed	4	CEECAASECTSIZ	Vector section size. This field is used by the vector math services.
2E8	Signed	4	CEECAAPARTSUM	Vector partial sum number. This field is used by the vector math services.
2EC	Signed	4	CEECAASSEXPNT	Log of the vector section size. This field is used by the vector math services.
2F0	Address	4	CEECAAEDB	Address of the Language Environment EDB. This field points to the encompassing EDB.
2F4	Address	4	CEECAAPCB	Address of the Language Environment PCB. This field points to the encompassing PCB.
2F8	Address	4	CEECAAIEPTR	Address of the CAA eye catcher. The CAA eye catcher is CEECAA. This field can be used for validation of the CAA.
2FC	Address	4	CEECAAPTR	Address of the CAA. This field points to the CAA itself and can be used in validation of the CAA.
300	Address	4	CEECAAGETS1	Non-DSA stack overflow. This field is the address of a stack overflow routine, which cannot guarantee that the current register 13 is pointing at a stack frame. Register 13 must point, at a minimum, to a save area.
304	Address	4	CEECAASHAB	ABEND shunt routine. Its value is initially set to zero during thread initialization. If it is nonzero, this is the address of a routine used in specialized exception processing for ABENDs that are intercepted in the ESTAE exit.

Table 21. Description of CAA fields (continued)

Hex Offset	Type	Len	CAA Field	Explanation
308	Address	4	CEECAAPRGCK	Routine interrupt code for CEECAADMC. If CEECAADMC is nonzero, and a routine interrupt occurs, this field is set to the routine interrupt code and control is passed to the address in CEECAAMDC.
30C	Bit (8)	1	CEECAAF1AG1	CAA flag bits, defined as follows: 0 CEECAASORT. A call to DFSORT is active. 1 CEECAA_USE_OLD_STK. Use the old stack. 2 CEECAA_CICS_EXT_REG . ERTLI CICS extended register interface is in effect 3 CEECAASHAB_RECOVER_IN_ESTAE_MODE. When on, the Language Environment ESTAE resumes to the abend shunt in the mode and key in which the Language Environment ESTAE was established 4 - 5 Reserved 6 CEECAA_CICS_VR_SPT . ERTLI CICS vector register interface is in effect. 7 Reserved
30D	Char	1	CEECAASHAB_KEY	IPK result when CEECAASHAB is set.
30E	Char	2	Reserved	
310	Signed	4	CEECAAURC	Thread level return code. This is the common place for members to set the return codes for subroutine-to-subroutine return code processing.
314	Address	4	CEECAAESS	Determine if a stack overflow routine must be called when allocating storage from the user stack. Normally, the value of this field will represent the end of the current user stack segment. However, its value can also be zero to force the call of a stack overflow routine for every allocation of storage from the user stack. This field is used by function prologs that use FASTLINK linkage conventions.
318	Address	4	CEECAALESS	Determine if a stack overflow routine must be called when allocating storage from the library stack. Normally, the value of this field will represent the end of the current library stack segment. However, its value can also be zero to force the call of a stack overflow routine for every allocation of storage from the library stack. This field is used by function prologs that use FASTLINK linkage conventions.
31C	Address	4	CEECAAOGETS	Overflow from user stack allocations.
320	Address	4	CEECAAOGETLS	Overflow from library stack allocations.

Table 21. Description of CAA fields (continued)				
Hex Offset	Type	Len	CAA Field	Explanation
324	Address	4	CEECAAPICB	Address of the preinitialization compatibility control block.
328	Address	4	CEECAAOGETSX	User DSA exit from OPLINK.
32C	Signed	2	CEECAAGOSMR	Go some more—Used CEEHTRAV multiple.
32E	Signed	2	Reserved	
330	Address	4	CEECAALEOV	This field is the address of the Language Environment library vector for z/OS UNIX support.
334	Signed	4	CEECAA_SIGSCTR	SIGSAFE counter.

Table 21. Description of CAA fields (continued)

Hex Offset	Type	Len	CAA Field	Explanation
338	Bit (32)	4	CEECAA_SIGSFLG	<p>SIGSAFE flags indicate the signal safety of the library and are defined, as follows.</p> <p>0 CEECAA_SIGPUTBACK. The signal cannot be delivered, therefore the signal is put back to the kernel.</p> <p>1 CEECAA_SA_RESTART. Indicates that a signal registered with the SA_RESTART flag interrupted the last kernel call, and the signal catcher returned.</p> <p>2 Reserved</p> <p>3 CEECAA_SIGSAFE. It is safe to deliver the signal, while in library code.</p> <p>4 CEECAA_CANCELSAFE. It is safe to deliver the cancel signal, while in library code.</p> <p>5 CEECAA_SIGRESYNCH. CEECAA_sigputsynch flag was on last time CEEOSIGR resolicited a signal.</p> <p>6 CEECAA_FRZ_UNSAFE. This thread is in an unsafe state to be frozen.</p> <p>7 CEECAA_NOAPPREGS. User application registers may be saved in a nonstandard place.</p> <p>8 CEECAA_EINTR_RSOL. Secondary Signal resolicitation is in progress, after EINTR errno from inner function.</p> <p>9 CEECAA_EINTR_PUTB. Secondary resolicited signal has been put back.</p> <p>10 CEECAA_EINTR_REST. User signal catcher returned after catching secondary resolicited signal with SA_RESTART in effect.</p> <p>11 CEECAA_EINTR_SIGG. Stray signal interrupted CEEOSIGG while secondary signal resolicitation was in progress.</p>
33A	Bit (16)	2	Reserved	
33C	Char	8	CEECAATHDID	This field is the thread identifier
344	Address	4	CEECAA_DCARENT	Reserved
348	Address	4	CEECAA_DANCHOR	Reserved
34C	Address	4	CEECAA_CTOC	TOC anchor for CRENT.

Table 21. Description of CAA fields (continued)

Hex Offset	Type	Len	CAA Field	Explanation
354	Signed	4	CEECAACICSRN	CICS reason code from member language.
358	Address	4	CEECAAMEMBR	Address of thread-level member list.
35C	Address	4	CEECAA_SIGNAL_STATUS	Signal status of the terminating thread member list.
360	Address	4	CEECAA_HCOM_REG7	HCOM saved R7.
360	Address	4	CEECAA_HCOM_REG14	HCOM saved R14.
364	Address	4	CEECAA_STACKFLOOR	Lowest usable address in XP stack.
368	Address	4	CEECAHPGETS	XP stack extension rtn.
36C	Address	4	CEECAEDCHPXV	C/C++ XPLINK libvec.
370	Address	4	CEECAAFOR1	Reserved for FORTRAN.
374	Address	4	CEECAAFOR2	Reserved for FORTRAN.
378	Address	4	CEECAATHREADHEAPID	Thread heap ID.
37C	Signed	4	CEECAA_SYS_RTNCODE	System (kernel) return code.
380	Signed	4	CEECAA_SYS_RSNCODE	System (kernel) reason code.
384	Address	4	CEECAAGETFN	Address of the WSA swap routine.
388	Address	4	CEECAA_JIT1	Reserved.
38C	Address	4	CEECAA_JIT2	Reserved.
390	Address	4	CEECAASIGNGPTR	Pointer to 'signam' external variable in a C application.
394	Signed	4	CEECAASIGNG	Value of sign of lgamma() -1 - negative sign 0 - zero +1 - positive sign.
398	Address	4	CEECAA_FORDBG	Ptr to AFHDBHIM - FORTRAN hook interface.
39C	Bit (8)	1	CEECAAB_STATUS	Validity flags.
39D	Unsign	1	CEECAA_STACKDIRECTION	Stack direction.
39E	Bit	2	Reserved	
3A0	Signed	4	CEECAAB_GR0	Reg 0 at the time ofabend.
3A4	Signed	4	CEECAAB_ICD1	SDWAICD1.
3A8	Signed	4	CEECAAB_ABCC	SDWAABCC.
3AC	Signed	4	CEECAAB_CRC	SDWACRC.

Table 21. Description of CAA fields (continued)				
Hex Offset	Type	Len	CAA Field	Explanation
3B0	Address	4	CEECAAAGTS	Entry point of CEEVAGTS routine.
3B4	Address	4	CEECAA_LER5N1	Reserved.
3B8	Address	4	CEECAAHERP	Address of CEEHERP routine.
3BC	Address	4	CEECAAUSTKBOS	Start of user stack segment.
3C0	Address	4	CEECAAUSTKEOS	End of user stack segment.
3C4	Address	4	CEECAAUSERRTN@	Address of thread start routine. Undefined on IPT or prior to thread init event.
3C8	Bit	8	CEECAAUDHOOK	Hook swapping XPLINK.
3D0	Address	4	CEECAACEL_HPXV_B	Address of XPLINK compat vector for Base library.
3D4	Address	4	CEECAACEL_HPXV_M	Address of XPLINK compat vector for Math library.
3D8	Address	4	CEECAACEL_HPXV_L	Address of XPLINK compat vector for Locale library.
3DC	Address	4	CEECAACEL_HPXV_O	Address of XPLINK compat vector for Open library.
3E0	Address	4	CEECAACEL4VEC3	Address of 3rd C-RTL library vector.
3E4	Address	4	CEECAA_CEEDLLF	Address of the newest CEEDLLF control block.
3E8	Address	4	CEECAA_SAVSTACK	Zero or saved stack pointer. This field can be used to save the stack pointer before calling a routine with OS_NOSTACK linkage. After the call returns, this field must be set back to zero.
3EC	Char	4	Reserved	
3F0	Char	4	CEECAA_USER_WORD	4-byte user field available for application use. In pre-initialization (CEEPIPI) environments, this field is initialized in the IPT CAA from the CEEPIPI set_user_word function. This field is initialized to 0 in non-CEEPIPI environments (including all nested enclaves), and for all non-IPT CAAs in CEEPIPI environments. This field is not otherwise accessed by Language Environment.
3F4	Address	4	CEECAA_SAVSTACK_ASYNC	Zero or address of field that is zero or saved stack pointer. An application that has large sections of code that do not require access to the Language Environment stack but could benefit from having an additional register available can use this field.
3F8	Char	4	CEECAA_STACK_GUARD	Zero or Stack Guard token.

Condition information block

Figure 14 on page 78 shows the condition information block. The Language Environment condition manager creates a condition information block (CIB) for each condition that is encountered in the

Language Environment environment. The CIB holds data required by the condition handling facilities and pointers to locations of other data. The address of the current CIB is in the CAA.

For COBOL, Fortran, and PL/I applications, Language Environment provides macros (in the SCEESAMP data set) that map the CIB. For C/C++ applications, the macros are in `leawi.h`.

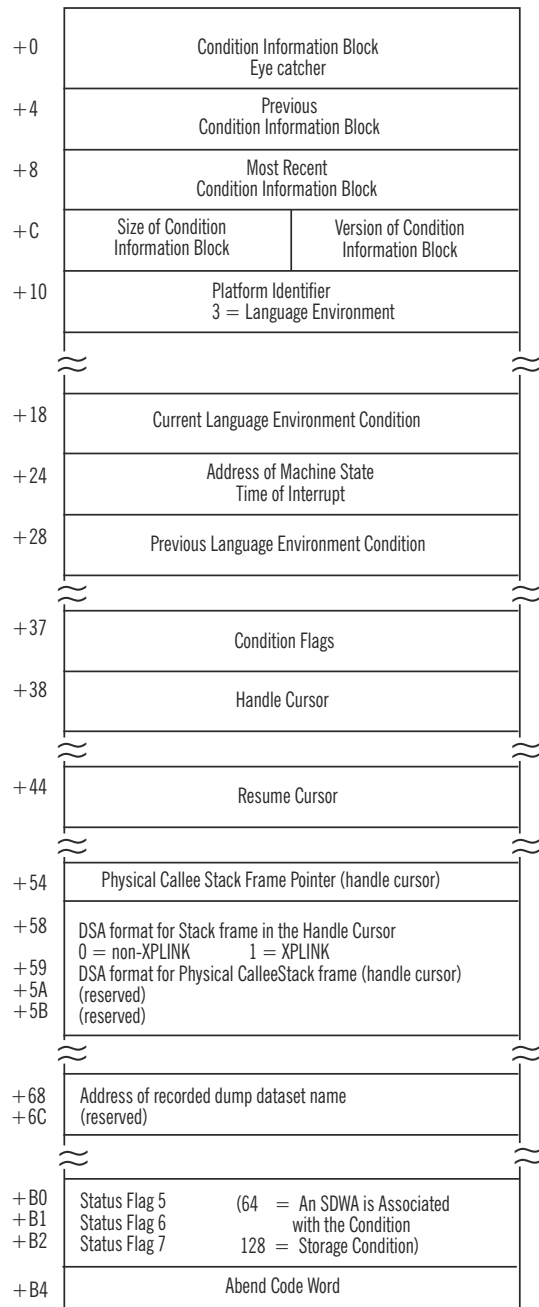


Figure 14. Condition information block (Part A)

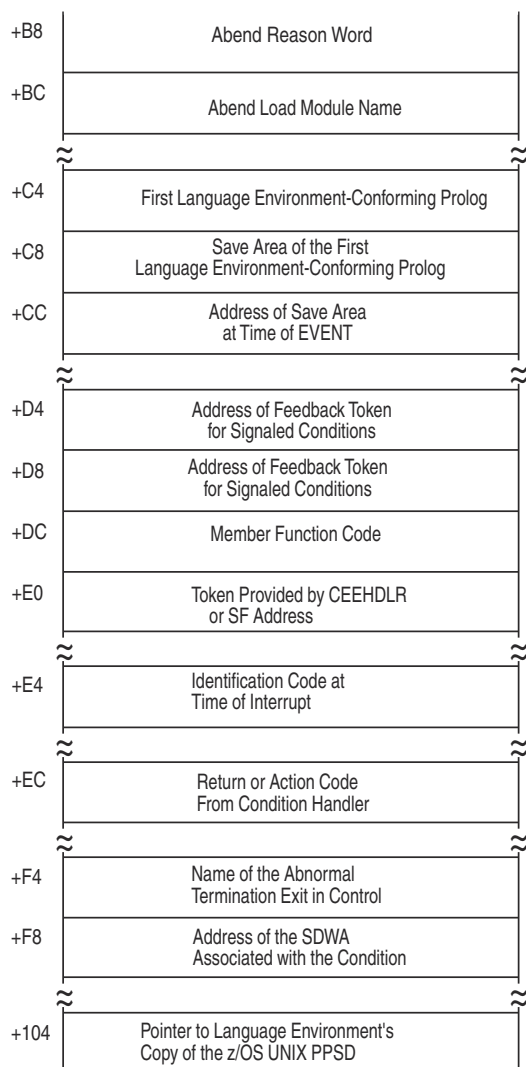


Figure 15. Condition information block (Part B)

The flags for Condition Flag 4:

- 2** The resume cursor was moved.
- 4** The message service processed the condition.
- 8** The resume cursor was explicitly moved.

The flags for Status Flag 5, Language Environment events:

- 1** Caused by an attention interrupt.
- 2** Caused by a signaled condition.
- 4** Caused by a promoted condition.
- 8** Caused by a condition management raised TIU.

32

Caused by a condition signaled via CEEOKILL. The signaled-via-CEEOKILL flag is always set with the signaled flag; thus, a signaled condition can have a value of either 2 or 34. (The value is 2 if the signaled condition does not come through CEEOKILL. If it comes through CEEOKILL, its value is $2+32=34$.)

64

Caused by a program check.

128

Caused by an abend.

The flags for Status Flag 6, Language Environment actions:

2

Doing stack frame zero scan.

4

H-cursor pointing to owning SF.

8

Enable only pass (no condition pass).

16

MRC type 1.

32

Resume allowed.

64

Math service condition.

128

Abend reason code valid.

Address of recorded dump data set name: If this address is not 0, then it points to a 44-byte fixed-length character string. If the length of the data set name is less than 44, the character string is EBCDIC-encoded and is padded by blanks.

The language-specific function codes for the CIB:

X'1'

For condition procedure.

X'2'

For enablement.

X'3'

For stack frame zero conditions.

Using the machine state information block

The Language Environment machine state information block contains condition information pertaining to the hardware state at the time of the error. [Figure 16 on page 81](#) shows the machine state information block.

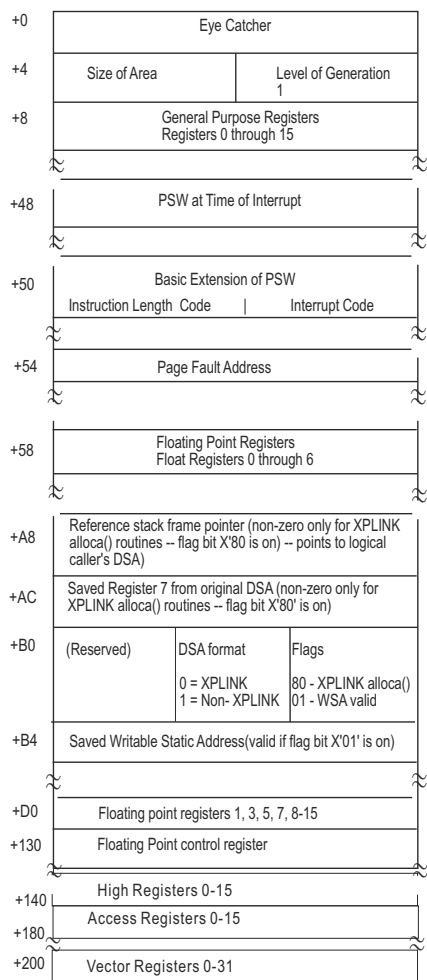


Figure 16. Machine state information block

Using the DLL failure control block

The CEEDLLF control block contains error diagnostics corresponding to an implicit or explicit DLL failure. Diagnostics describing up to 10 of the most recent DLL failures are available in a circular list of CEEDLLF control blocks. When viewing a dump, the in-use CEEDLLF control blocks are displayed from newest to oldest. See [“Understanding the Language Environment IPCS VERBEXIT LEDATA output”](#) on page 90 for the contents of CEEDLLF fields.

Multiple enclave dumps

Figure 17 on page 82 illustrates the information available in the Language Environment dump and the order of information for multiple enclaves. If multiple enclaves are used, the dump service generates data and storage information for the most current enclave and moves up the chain of enclaves to the starting enclave in a LIFO order. For example, if two enclaves are used, the dump service first generates output for the most current enclave. Then the service creates output for the previous enclave. A thread terminating in a non-POSIX environment is analogous to an enclave terminating because Language Environment Version 1 supports only single threads.

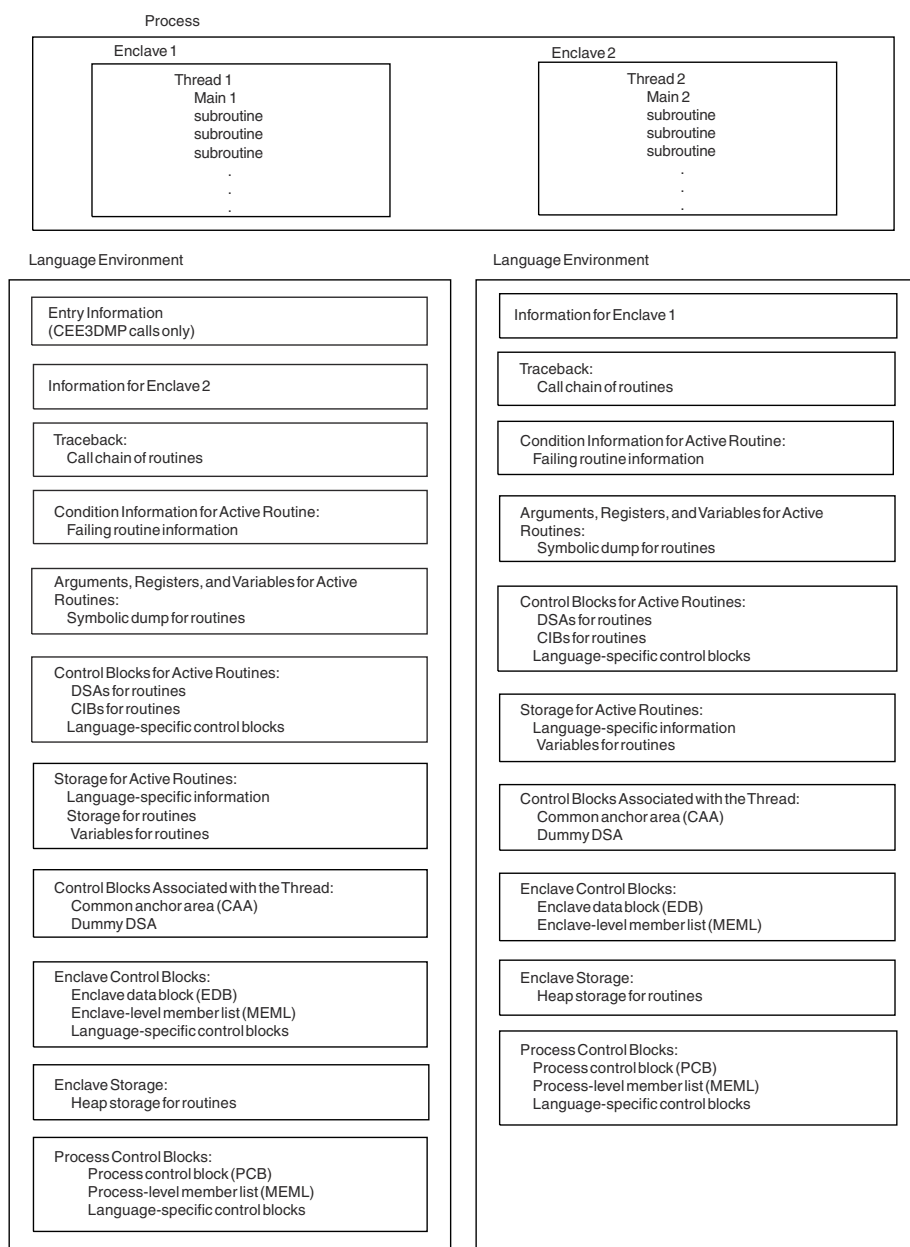


Figure 17. Language Environment dump of multiple enclaves

If multiple nested CEEIPI Main-DP environments are present, the dump service generates data and storage information for the most current Main-DP environment and moves up the chain of Main-DP environments to the starting Main-DP environment in LIFO order.

When multiple nested CEEIPI Main-DP environments are present in the dump output, the information in [Figure 17 on page 82](#) appears for the most current Main-DP environment. For the other chained Main-DP environments, only the traceback section appears. The following is an example:

```
**** Information for CEEIPI token xxxxxxxx ****

information for newest enclave
information for next older enclave
information for oldest enclave
Other information

**** Information for CEEIPI token xxxxxxxx ****

traceback for newest enclave
```

```

traceback for next older enclave
traceback for next older enclave
traceback for next older enclave
traceback for oldest enclave

**** Information for CEEPIPI token xxxxxxxx ****

traceback for newest enclave
traceback for next older enclave
traceback for next older enclave
traceback for oldest enclave

```

Generating a system dump

A system dump contains the storage information needed to diagnose errors. You can use Language Environment to generate a system dump through any of the following methods:

DYNDUMP(hlq,DYNAMIC,TDUMP)

You can use the DYNDUMP runtime option to obtain IPCS-readable dumps of user applications that would ordinarily be lost due to the absence of a SYSMDUMP, SYSUDUMP, or SYSABEND DD statement.

TERMTHDACT(UAONLY, UATRACE, or UADUMP)

You can use these runtime options, with TRAP(ON), to generate a system dump if an unhandled condition of severity 2 or greater occurs. For more details about the level of dump information produced by each of the TERMTHDACT suboptions, see [“Generating a Language Environment dump with TERMTHDACT”](#) on page 38.

TRAP(ON,NOSPIE) TERMTHDACT(UAImm)

TRAP(ON,NOSPIE) TERMTHDACT(UAImm) generates a system dump of the user address space of the original abend or program interrupt prior to the Language Environment condition manager processing the condition.

ABPERC(abcode)

The ABPERC runtime option specifies one abend code that is exempt from the Language Environment condition handler. The Language Environment condition handler percolates the specified abend code to the operating system. The operating system handles the abend and generates a system dump. ABPERC is ignored under CICS.

Abend Codes in Initialization Assembler User Exit

Abend codes listed in the initialization assembler user exit are passed to the operating system. The operating system can then generate a system dump.

CEE3ABD

You can use the CEE3ABD callable service to cause the operating system to handle an abend.

See system or subsystem documentation for detailed system dump information.

The method for generating a system dump varies for each of the Language Environment runtime environments. The following sections describe the recommended steps needed to generate a system dump in a batch, IMS, CICS, and z/OS UNIX shell runtime environments. Other methods may exist, but these are the recommended steps for generating a system dump.

For information about Language Environment runtime options, see [Using runtime options](#) in *z/OS Language Environment Programming Guide*.

Steps for generating a system dump in a batch runtime environment

Perform the following steps to generate a system dump in a batch runtime environment. When you are done, you will have generated a system dump in a batch runtime environment.

1. Specify runtime options TERMTHDACT(UAONLY, UADUMP, UATRACE, or UAImm), and TRAP(ON). If you specify the suboption UAImm then you must set TRAP(ON,NOSPIE). The TERMTHDACT suboption determines the level of detail of the Language Environment formatted dump. For further details on the TERMTHDACT suboptions, see [“Generating a Language Environment dump with TERMTHDACT”](#) on page 38.
2. Decide whether to include a SYSMDUMP DD card or use the DYNDUMP runtime option.

- Include a SYSMDUMP DD card with the desired data set name and DCB information:

```
LRECL=4160, BLKSIZE=4160, and RECFM=FBS.
```

- Specify the DYNDUMP runtime option with the following information:

```
DYNDUMP (hlq,DYNAMIC,TDUMP)
```

3. Rerun the program.

Steps for generating a system dump in an IMS runtime environment

Perform the following steps to generate a system dump in an IMS runtime environment. When you are done, you will have generated system dump in an IMS runtime environment.

1. Specify runtime options TERMTHDACT(UAONLY, UADUMP, UATRACE, or UAIMM), ABTERM(ABEND), and TRAP(ON). If you specify the suboption UAIMM, then you must set TRAP(ON,NOSPIE). The TERMTHDACT suboption determines the level of detail of the Language Environment formatted dump. For further details on the TERMTHDACT suboptions, see [“Generating a Language Environment dump with TERMTHDACT”](#) on page 38.
2. Decide whether to include a SYSMDUMP DD card or use the DYNDUMP runtime option.

- Include a SYSMDUMP DD card with the data set name and DCB information:

```
LRECL=4160, BLKSIZE=4160, and RECFM=FBS.
```

- Specify the DYNDUMP runtime option with the following information:

```
DYNDUMP (hlq,DYNAMIC,TDUMP)
```

3. Rerun the program.

Steps for generating a system dump in a CICS runtime environment

Under CICS, a system dump provides the most useful information for diagnosing problems. However, if you have a Language Environment U4038 abend, CICS will not generate a system dump. To generate diagnostic information for a CICS runtime environment with a Language Environment U4038 abend, you must create a Language Environment U4039 abend. For instructions on how to create a Language Environment U4039 abend, see [“Steps for generating a Language Environment U4039 abend”](#) on page 85.

Note: DYNDUMP is ignored in a CICS environment.

Perform the following steps to generate a system dump in a CICS runtime environment. When you are done, you will have generated a system dump in a CICS runtime environment.

1. Specify runtime options TERMTHDACT(UAONLY, UADUMP, or UATRACE), ABTERM(ABEND), and TRAP(ON). The TERMTHDACT suboption determines the level of detail of the Language Environment formatted dump. For more details on the TERMTHDACT suboptions, see [“Generating a Language Environment dump with TERMTHDACT”](#) on page 38.
2. Update the transaction dump table with the CICS-supplied CEMT command:

```
CEMT SET TRD(40XX) SYS ADD
```

Result

You will see CEMT output.

Example

```
STATUS: RESULTS - OVERTYPE TO MODIFY
Trd(4088) Sys Loc Max( 999 ) Cur(0000)
```

3. Rerun the program.

Steps for generating a Language Environment U4039 abend

If you have a Language Environment U4038 abend, CICS will not generate a system dump. To generate diagnostic information, you must create a Language Environment U4039 abend by performing the following steps. By setting these runtime options, a Language Environment U4039 abend occurs which generates a system dump.

1. Specify DUMP=YES in CICS DFHSIT.
2. Specify runtime options TERMTHDACT(UAONLY, UATRACE, or UADUMP), ABTERM(ABEND), and TRAP(ON)
3. Rerun the program.

Steps for generating a system dump in a z/OS UNIX shell

Perform the following steps to generate a system dump from a z/OS UNIX shell:

- Using _BPXK_MDUMP

1. Specify where to write the system dump

- To write the system dump to a z/OS data set, issue the following command, where *filename* is a fully qualified data set name with DCB information: LRECL=4160, BLKSIZE=4160, and RECFM=FBS.

```
export _BPXK_MDUMP=filename
```

Example

```
export _BPXK_MDUMP=h1q.mydump
```

- To write the system dump to a z/OS UNIX file, issue the following command, where *filename* is a fully qualified z/OS UNIX file name.

```
export _BPXK_MDUMP=filename
```

Example

```
export _BPXK_MDUMP=/tmp/mydump.dmp
```

2. Specify Language Environment runtime options, where *suboption* is UAONLY, UADUMP, UATRACE, or UA IMM.

```
export _CEE_RUNOPTS="termthdact(suboption)"
```

If UA IMM is set, TRAP(ON,NOSPIE) must also be set. The TERMTHDACT suboption determines the level of detail of the Language Environment formatted dump. For more details about the TERMTHDACT suboptions, see [“Generating a Language Environment dump with TERMTHDACT” on page 38.](#)

3. Rerun the program.

When you are done, the system dump is written to the data set name or z/OS UNIX file name that was specified. For additional _BPXK_MDUMP information see [_BPXK environment variables in z/OS UNIX System Services Planning](#).

- Using DYNDUMP

1. Specify Language Environment runtime options:

```
export _CEE_RUNOPTS="termthdact(suboption),DYNDUMP(h1q,DYNAMIC,TDUMP)"
```

suboption

is UAONLY, UADUMP, UATRACE, or UA IMM. If UA IMM is set, TRAP(ON,NOSPIE) must also be set. The TERMTHDACT suboption determines the level of detail of the Language Environment formatted dump. For more details about the TERMTHDACT suboptions, see [“Generating a Language Environment dump with TERMTHDACT” on page 38.](#)

hlq

the high level qualifier for the dump data set to be created.

2. Rerun the program.

When you are done, the system dump is written to the name generated by the DYNDUMP runtime option. For more information about DYNDUMP, see [DYNDUMP](#) in *z/OS Language Environment Programming Reference*.

You can also specify the signal SIGDUMP on the **kill** command to generate a system dump of the user address space. For more information about the **kill** command and the SIGDUMP signal, see [kill - End a process or job, or send it a signal](#) in *z/OS UNIX System Services Command Reference*.

Formatting and analyzing system dumps

You can use the interactive problem control system (IPCS) to format and analyze system dumps. Language Environment provides an IPCS VERBEXIT LEDATA that can be used to format Language Environment control blocks. For more information about IPCS, see *z/OS MVS IPCS User's Guide*.

Preparing to use the Language Environment support for IPCS

Use the following guidelines before you use IPCS to format Language Environment control blocks:

- Ensure that your IPCS job can find the CEEIPCSP member.

IPCS provides an exit control table with imbed statements to enable other products to supply exit control information. The IPCS default table, BLSCECT, normally in the SYS1.PARMLIB library, has the following entry for Language Environment:

```
IMBED MEMBER(CEEIPCSP) ENVIRONMENT(IPCS)
```

The Language Environment-supplied CEEIPCSP member, installed in the SYS1.PARMLIB library, contains the Language Environment-specific entries for the IPCS exit control table.

- Provide an IPCSPARM DD statement to specify the libraries containing the IPCS control tables.

Example

```
//IPCSPARM DD DSN=SYS1.PARMLIB,DISP=SHR
```

- Ensure that your IPCS job can find the Language Environment-supplied ANALYZE exit routines installed in the SYS1.MIGLIB library.
- To aid in debugging system or address space hang situations, Language Environment mutexes, latches and condition variables can be displayed if the CEEIPCSP member you are using is updated to identify the Language Environment ANALYZE exit, by including the following statement:

```
EXIT EP(CEEEANLZ) ANALYZE
```

Understanding Language Environment IPCS VERBEXIT – LEDATA

Purpose

Use the LEDATA verb exit to format data for Language Environment. This VERBEXIT provides information about the following topics:

- A summary of Language Environment at the time of the dump
- Runtime Options
- Storage Management Control Blocks
- Condition Management Control Blocks
- Message Handler Control Blocks

- C/C++ Control Blocks
- COBOL Control Blocks
- PL/I Control Blocks

Format

```

VERBEXIT LEDATA [ 'parameter[,parameter]...' ]

Report Type Parameters:
[ SUM ]
[ HEAP | STACK | SM ]
[ HPT(number) [ HPTTCB (address) ] [ HPTCELL(address) ] [ HPTLOC(location) ] ]
[ CM ]
[ MH ]
[ CEEDUMP ]
[ COMP(value) ]
[ PTBL(value) ]
[ SW3164 ]
[ ALL ]

Data Selection Parameters:
[ DETAIL | EXCEPTION ]

Control Block Selection Parameters:
[ CAA(caa-address) ]
[ DSA(dsa-address) ]
[ TCB tcb-address) ]
[ ASID(address-space-id) ]
[ NTHREADS(value) ]

```

Parameters

The following sections describe the different types of supported parameters. Note that only hexadecimal characters can be specified as addresses provided in LEDATA parameters. Special characters cause the formatter to fail. Therefore, to specify a 64-bit address as a parameter, it must be in the form like 123456789 instead of 1_23456789.

Report type parameters

Use the following parameters to select the type of report. You can specify as many reports as you want. If you omit these parameters, the default is SUMMARY.

SUMmary

Requests a summary of the Language Environment at the time of the dump. The following information is included:

- TCB address
- Address Space Identifier
- Language Environment Release
- Active members
- Formatted CAA, PCB, RCB, EDB, and PMCB
- Runtime Options in effect

HEAP | STACK | SM

HEAP

Requests a report on Storage Management control blocks pertaining to HEAP storage, as well as a detailed report on heap segments. The detailed report includes information about the free storage tree in the heap segment, and information about each allocated storage element. It also specifies a heap pools report with information useful to find potential damaged cells. Note that Language Environment does not support alternative Vendor Heap Manager (VHM) data.

STACK

Requests a report on Storage Management control blocks pertaining to STACK storage.

SM

Requests a report on Storage Management control blocks. This is the same as specifying both HEAP and STACK.

HPT(number) [HPTTCB (address)] [HPTCELL(address)] [HPTLOC(location)]

HPT(number)

Requests that the HEAPPOOLS trace, if available, be formatted. If the value is 0 or *, the trace for every HEAPPOOLS pool ID is formatted. If the value is a single number (1-12), the trace for the specific HEAPPOOLS pool ID is formatted. If only the HPT keyword is specified with no value, the trace behaves similar to when the value is *. If no filter is specified, all of the entries are formatted for the specific pool ID.

HPTTCB (address)

Filters the HEAPPOOLS trace table, if available, printing only those entries for a given TCB address (*address*).

HPTCELL(address)

Filters the HEAPPOOLS trace table, if available, printing only those entries for a given cell address (*address*).

HPTLOC(location)

Filters the HEAPPOOLS trace table, if available, printing only those entries for a given virtual storage location (*location*). The following values are valid:

31

Display entries that are located in virtual storage below the bar.

64

Display entries that are located in virtual storage above the bar.

ALL

Display entries that are located in virtual storage below or above the bar.

Note:

1. Filter options without specifying HPT implies HPT(*).
2. You can specify multiple options together, like HPTTCB and HPTCELL. All pieces of information must match the trace entry for it to be formatted. If location and cell contradict each other, such as HPTLOC(31) and HPTCELL(64bit addr), an error will be displayed.

CM

Requests a report on Condition Management control blocks.

MH

Requests a report on Message Handler control blocks.

CEEDump

Requests a CEEDUMP-like report. The report includes the traceback, the Language Environment trace, and thread synchronization control blocks at process, enclave, and thread levels.

If the dump output has multiple nested enclaves or multiple nested CEEPIPI Main-DP environments, tracebacks will appear for each enclave in each Main-DP environment. This is similar to how the tracebacks appear in the CEEDUMP output. See the section [“Multiple enclave dumps” on page 81](#) for a description of CEEDUMP output when multiple enclave and Main-DP environments are present.

PTBL(value)

Requests that PreInit tables be formatted according to the following values;

CURRENT

If current is specified, the PreInit table that is associated with the current or specified TCB is displayed.

address

If an address is specified, the PreInit table at that address is specified.

All active and dormant PreInit tables within the current address space are displayed; this option is time-consuming.

ACTIVE

The PreInit tables for all TCBs in the address space are displayed.

COMP(value)

Requests component control blocks to be formatted according to the following values:

C

Requests a report on C/C++ runtime control blocks.

CIO

Requests a report on C/C++ I/O control blocks.

COBOL

Requests a report on COBOL-specific control blocks.

PLI

Requests a report on PL/I-specific control blocks.

ALL

Requests a report on all the preceding control blocks.

If the value specified in COMP is not one of the values (C, CIO, COBOL, PL/I, or ALL), a message is displayed and it continues executing as if COMP(ALL) was specified.

Note: The ALL parameter for LEDATA also generates a report that includes all the component control blocks.

SW3164

Requests a report on AMODE 31 and AMODE 64 interoperability. The following information is included:

- Formatted SW3164 structure.

ALL

Requests all reports, as well as C/C++, COBOL, and PL/I reports.

Data selection parameters

Data selection parameters limit the scope of the data in the report. If no data selection parameter is selected, the default is DETAIL.

DETail

Requests formatting all control blocks for the selected components. Only significant fields in each control block are formatted. For the Heap and Storage Management Reports, the DETAIL parameter will provide a detailed heap segment report for each heap segment in the dump. The detailed heap segment report includes information on the free storage tree in the heap segments, and all allocated storage elements. This report will also identify problems that are detected in the heap management data structures. For more information about the Heap Reports, see [“Understanding the HEAP LEDATA output” on page 109](#).

EXception

Requests validating all control blocks for the selected components. Output is only produced naming the control block and its address for the first control block in a chain that is invalid. Validation consists of control block header verification at the very least.

For the Summary, CEEDUMP, C/C++, COBOL, and PL/I reports, the EXCEPTION parameter has not been implemented. For these reports, DETAIL output is always produced.

Control block selection parameters

Use these parameters to select the control blocks used as the starting points for formatting.

CAA(*caa-address*)

Specifies the address of the CAA. If not specified, the CAA address is obtained from the TCB.

DSA(*dsa-address*)

Specifies the address of the DSA. If not specified, the DSA address is assumed to be the register 13 value for the TCB.

TCB(*tcb-address*)

Specifies the address of the TCB. If not specified, the TCB address of the current TCB from the CVT is used.

ASID(*address-space-id*)

Specifies the hexadecimal address space ID. If not specified, the IPCS default address space ID is used. This parameter is not needed when the dump only has one address space.

NTHREADS(*value*)

Specifies the number of TCBs for which the traceback will be displayed. If NTHREADS is not specified, *value* will default to (1). If *value* is specified as asterisk (*), all TCBs will be displayed.

Examples

For examples of the output that is produced by LEDATA and explanation of the content, refer to “Understanding the Language Environment IPCS VERBEXIT LEDATA output” on page 90.

Understanding the Language Environment IPCS VERBEXIT LEDATA output

The Language Environment IPCS VERBEXIT LEDATA generates formatted output of the Language Environment runtime environment control blocks from a system dump. The following example illustrates the output produced when the LEDATA VERBEXIT is invoked with the ALL parameter. (Ellipses are used to summarize some sections of the dump.) The system dump being formatted was obtained by specifying the TERMTHDACT(UADUMP) runtime option when running the program CELSAMP in Figure 8 on page 43.

“Sections of the Language Environment LEDATA VERBEXIT formatted output” on page 105 describes the information contained in the formatted output. For reference, the sections of the sample dump are numbered to correspond with the descriptions of the formatted output.

```
ALL
*****
***** LANGUAGE ENVIRONMENT DATA *****
*****
Language Environment Product 04 V02 R04.00

[1] TCB: 008E6968          LE Level: 19          ASID: 01A9

[2] Active Members: C/C++

[3] CEECAA: 21616BB8
+000000 FLAG0:00 LANGP:08      BOS:21D71018      EOS:00000000
+000044 TORC:00000000 TOVF:80011410      ATTN:2160CF80
+00015C HLLEXIT:00000000      HOOK:50C0D064 0DC058C0 C0060DCC
+0001A4 DIMA:000092A4  ALLOC:0700C3C8  STATE:0700C3C8
+0001B0 ENTRY:0700C3C8 EXIT:0700C3C8  MEXIT:0700C3C8
+0001BC LABEL:0700C3C8 BCALL:0700C3C8  ACALL:0700C3C8
+0001C8 DO:0700C3C8  IFTRUE:0700C3C8  IFFALSE:0700C3C8
+0001D4 WHEN:0700C3C8  OTHER:0700C3C8  CGOTO:0700C3C8
+0001F0 CGENE:216127E8 CRENT:21D6E148  CTHD:216109F0
+000210 EDCV:A1BD931C  CEDB:21611AB8  EDCOV:21BD0614
+000258 TCASRV_USERWORD:00000000 TCASRV_WORKAREA:2160C760
+000260 TCASRV_GETMAIN:00000000 TCASRV_FREEMAIN:00000000
+000268 TCASRV_LOAD:8000DDA0 TCASRV_DELETE:8000DCC0
+000270 TCASRV_EXCEPTION:00000000 TCASRV_ATTENTION:00000000
+000278 TCASRV_MESSAGE:00000000 LWS:00000000 SAVR:A1BDB2CA
+0002AC SYSTM:03 HRDWR:03  SBSYS:02  FLAG2:B0  LEVEL:19
+0002B1 PM:04  GETLS:8000F0F0  CELV:A1618000  GETS:8000F198
```

Figure 18. Example of formatted output from LEDATA VERBEXIT (Part 1 of 18)

```

+0002C0 LBOS:00015000 LEOS:00000000 LNAB:00015018
+0002CC DMC:00000000 ABCODE:00000000 RSNCODE:00000000
+0002D8 ERR:21D72618 GETSX:80010900 DDSA:21617660
+0002E4 SECTSZ:00000000 PARTSUM:00000000
+0002EC SSEXPNT:00000000 EDB:216157D0 PCB:21615320
+0002F8 EYEPTR:21616BA0 PTR:21616BB8 GETS1:800109A8
+000304 SHAB:00000000 PRGCK:00000004 FLAG1:00 URC:00000000
+000314 ESS:00000000 LESS:00000000 OGETS:80010F88
+000320 OGETLS:00000000 PICICB:00000000 GETSX:00000000 GOSMR:0000
+000330 LEQV:A17372F0 SIGSCTR:00000000 SIGSFLG:00000000
+00033C THDID:27ACD200 00000000 DCRENT:00000000
+000348 DANCHOR:00000000 CT0C:00000000 RCB:216150F0
+000354 CICSRSN:00000000 MEMBR:21617700
+00035C SIGNAL_STATUS:00000008 HCOM_REG7:00000000
+000364 STACKFLOOR:7FFFFFFF HPGETS:00000000 EDCHPXV:00000000
+000370 FOR1:00000000 FOR2:00000000 THREADHEAPID:2161753C
+00037C SYS_RTNCODE:00000000 SYS_RSNCODE:00000000 GETFN:A1796030
+000390 SIGNGPTR:21D6E170 SIGNG:00000001 FORDBG:00000000
+00039C AB_STATUS:00 STACKDIRECTION:00 AB_GR0:00000000
+0003A4 AB_ICD1:00000000 AB_ABCC:00000000 AB_CRC:00000000
+0003B0 GTS:8000EA48 LERN5N1:00000000 HERP:A16CF3D8
+0003BC USTKBOS:00000000 USTKEOS:00000000
+0003C4 USERRTN:00000000 UDHOOK:A7F4FEE8 A7F40224
+0003D0 HPXV_B:A16BC790 HPXV_M:A17C1BD8 HPXV_L:A170CE90
+0003DC HPXV_O:A178E650 4VEC3:218D235C DLLF:22128D80
+0003E8 SAVSTACK:00000000 USER_WORD:00000000
+0003F4 SAVSTACK_ASYNC:00000000 STACK_GUARD:00000000
+000400 FVEC:A1E180E0 SMCB:21617428 ERRCM:2160CF38
+000538 MIB_PTR:00000000 STV:00 A_ISA:00000000
+000544 ISA_SIZE:00000000 PTATPTR:00000000 SIGSSDSA1:00
+00054D SIGSSDSA2:00 STACKUNSTABLE:00 STACK_FLAG:00
+000550 SQUELADDR:2160F178 VBA:21D6D040 TCS:22128978
+000564 THDSTATUS:00000000 TICB_PTR:2160E428
+0005AC FWD_CHAIN:21616BB8 BKWD_CHAIN:21616BB8 TCB@:008E6968
+000804 SS_TOP_D:7FFFFFFF SS_DSA_U:00000000 DLLFFLAG:00
+000858 ANCHOR3164:00000000

```

[4]

```

CEEDLLF: 22128D80
+000000 EYE:CEEDLLF VERSION:01 FLAGS:00 SIZE:0060 SERVICE:04
+000000 REFERENCE_TYPE:02 LOAD_TYPE:00 PREV:22128D20
+00001C NEXT:22128A20 FBTK:00000DF6 41C3C5C5 00000000 (CEE3574I)
+000034 DLL_NAME:22128DE8 SYMBOL_NAME:22128DF8
+000040 DLL_NAME_LEN:00000006 SYMBOL_NAME_LEN:0000000F
+000048 RETCODE_1:00000000 RSNCODE_1:00000000
+000050 RETCODE_2:00000000 RSNCODE_2:00000000

```

CEEDLLF_DLL_NAME: 22128DE8

```
+000000 22128DE8 C3C5D3C4 D3D3AAAA 22127000 00000018 95819485 6D9596A3 6D89956D 849393AA |CELDLL.....name_not_in_dll.|
```

CEEDLLF_SYMBOL_NAME: 22128DF8

```
+000000 22128DF8 95819485 6D9596A3 6D89956D 849393AA 22127000 00000018 95819485 6D9596A3 |name_not_in_dll.....name_not|
```

Figure 19. Example of formatted output from LEDATA VERBEXIT (Part 2 of 18)

```

[5] CEEPCB: 21615320
+000000 PCBEYE:CEEPCB SYSTM:03 HRDWR:03 SBSYS:02 FLAG2:88
+00000C DBGEH:00000000 DMEMBR:21615558 ZL0D:A1809A80
+000020 ZDEL:A1800858 ZGETST:A18070E0 ZFREEST:A1806CD0
+00002C LVTL:2160ABF0 RCB:216150F0 SYSEIB:00000000
+000038 PSL:00000000 PSA:216157D0 PSRA:A1806F78
+000044 OMVS_LEVEL:7FC00000 PCB_CHAIN:00000000
+00004C PCB_VSSFE:00011044 PCB_PRFEH:00000000
+000056 HADB_CLEANUP:0000 LPKA_LODTYP:00000003 IMS:00000000
+00008C ABENDCODE:00000000 REASON:00000000 F3456:000080C2
+000098 MEML:21615540 MEMBR:21615558 PCB_EYE:00000000
+0000A4 PCB_BKC:00006010 PCB_FWC:00000000
+0000AC PCB_R14:A160451E PCB_R15:00007000 PCB_R0:7D000009
+0000B8 PCB_R1:00006000 PCB_R2:21604328 PCB_R3:00000000
+0000C4 PCB_R4:00000000 PCB_R5:00000000 PCB_R6:00000000
+0000D0 PCB_R7:00000000 PCB_R8:216039E8 PCB_R9:008E6B30
+0000DC PCB_R10:00000000 PCB_R11:A160444A
+0000E4 PCB_R12:00000000 CELV24:00000000 CELV31:A1618000
+0000F0 SLDR:8000DE90 SECTSI:00000000 PARTSUM:00000000
+0000FC SSEXPNT:00000000 BMPS:216190F0 BMPE:21691850
+000108 BLEHL:2160A6C8 BCMXB:216151A0 BSTV:02 PM_BYTE:00
+000112 INI_AMODE:00 FLAG1:28 ISA:21605000
+000118 ISA_SIZ:00012860 SRV_CNT:00000000
+000120 SRV_UWORD:00000000 WORKAR:00000000 LOAD:0000E320
+00012C DELETE:0000E080 GETSTOR:8000EFB0 FREESTOR:8000EC78
+000138 EXCEPT:00000000 ATTN:00000000 MSGS:00000000
+000144 ABEND:00008830 MSG0U:0000A9C0 GLAT:A1735528
+000150 RLAT:A177D9D8 ELAT:A172BCE0 1PTQ:A178FF48
+00015C IENV:A178F5D0 DBG_LODTYP:FFFFFFFF DUMMY_STK:21605010
+000168 DUMMY_LIB:00000000 DUMMY_CAA:21609018
+000170 TST_LVL:FFFFFFFF GETCAA:21615300 SETCAA:21615308
+00017C LLTPTR:21609FA8 AUE:00000000 RC:00000000
+000188 REASON:00000000 RC_MOD:00000000 AUE_UWORD:00000000
+000194 FB_TOKEN:..... EOV:A17372F0 PPA:21EA4F44
+0001A8 PPA_SIZ:00000A00 BELOW:21614FE0 BELOW_LEN:00002880
+0001B4 PICB:2160C5B8 UTL1:00000008 ZINA:A18082A0
+0001C0 ZINB:800115E0 XPLINKFLAGS:00 FLAG5:80
+0001D4 LANGINIT:00000001 00000000 00000000 00000000 0000
+0001E8 NUMINIT:00000001 LASTINIT:00000003
+0001F0 LANGREUSE:00000000 00000000 00000000 00000000 0000
+000202 REUSEMEMS:00000000 00000000 00000000 00000000 0000

CEEMEML: 21615558
+000000 MEMLDEF:..... EXIT:21694FC8 LLVTL:00000000

[6] CEERCB: 216150F0
+000000 EYE:CEERCB SYSTM:03 HRDWR:03 SBSYS:02 FLAGS:88
+000014 DMEMBR:21609E80 ZL0D:A180B590 ZDEL:A18025E8
+000020 ZGETST:A18070E0 ZFREEST:A1806CD0 VERSION_ID:04010D00
+00003C PMADDR:00000000

[7] CEEEDB: 216157D0
+000000 EYE:CEEEDB FLAG1:D7 BIPM:00 BPM:00
+00000B CREATOR_ID:01 MEMBR:21616A78 OPTCB:21615F18
+000014 URC:00000000 RSNCD:00000000 DBGEH:00000000
+000020 BANHP:21615D20 BBEHP:21615D50 BCELV:A1618000
+00002C PCB:21615320 ELIST:00000000 PL_ASTRPTR:00000000
+000038 DEFPLPTR:216158F0 CXIT_PAGE:00000000
+000040 DEBUG_TERMID:00000000 PARENT:00000000 R13_PARENT:00006010
+000050 NXHP:21615F38 LEOV: A17372F0 ENVAR: 2160CA08
+00005C ENVIRON:21D6E190 CEEOSIGR: 0000D590 OTRB: 21EA4000
+000068 PSA31:21613FE0 PSL31:00001000 PSA24:2161786
+000074 PSL24:00000000 PSRA: 21806DC0 CAACHAIN@: 21616BB8
+000080 FLAG1A:90 CEEOSGR1: 0000DC2E MEMBERCOMPAT1:00
+000090 THREADSACTIVE:00000001 CURMSGFILEDCBPTR:00012060
+000098 CEEINT_INPUT_R1:00006000 LAST_RBADDR:008E68E0
+0000A0 LAST_RBCNT:00000001

CEEMEML: 21616A78
+000000 MEMLDEF:..... EXIT:21694FC8 LLVTL:00000000

[8] PMCB: 2160C730
+000000 EYE:PCMB PREV$:00000000 NEXT$:00000000
+000010 LVT_CURR$:A1618000 LLT_CURR$:221281A8 FLAGS:20000000

```

Figure 20. Example of formatted output from LEDATA VERBEXIT (Part 3 of 18)

[9] Language Environment Runtime Options in effect.

```

LAST WHERE SET          Override  OPTIONS
*****
IBM-SUPPLIED  DEFAULT    OVR      ABPERC(NONE)
IBM-SUPPLIED  DEFAULT    OVR      ABTERMENC(ABEND)
IBM-SUPPLIED  DEFAULT    OVR      NOAIXBLD
IBM-SUPPLIED  DEFAULT    OVR      ALL31(ON)
IBM-SUPPLIED  DEFAULT    OVR      ANYHEAP(0000016384,0000008192,ANY ,FREE)
IBM-SUPPLIED  DEFAULT    OVR      NOAUTOTASK
IBM-SUPPLIED  DEFAULT    OVR      BELOWHEAP(00008192,00004096,FREE)
IBM-SUPPLIED  DEFAULT    OVR      CBLOPTS(ON)
IBM-SUPPLIED  DEFAULT    OVR      CBLPSHPOP(ON)
IBM-SUPPLIED  DEFAULT    OVR      CBLQDA(OFF)
DD:CEEOPST     DEFAULT    OVR      CEEDUMP(0000000000,SYSOUT=*,
                                FREE=END,SPIN=UNALLOC)

IBM-SUPPLIED  DEFAULT    OVR      CHECK(ON)
IBM-SUPPLIED  DEFAULT    OVR      COUNTRY(US)
IBM-SUPPLIED  DEFAULT    OVR      NODEBUG
IBM-SUPPLIED  DEFAULT    OVR      DEPTHCONDLMT(0000000010)
DD:CEEOPST     DEFAULT    OVR      DYNDUMP(POSIX.DEBUGG.HLE7780,
                                DYNAMIC,TDUMP)

IBM-SUPPLIED  DEFAULT    OVR      ENVAR("")
IBM-SUPPLIED  DEFAULT    OVR      ERRRCOUNT(0000000000)
IBM-SUPPLIED  DEFAULT    OVR      ERRUNIT(00000006)
IBM-SUPPLIED  DEFAULT    OVR      FILEHIST
IBM-SUPPLIED  DEFAULT    OVR      FILETAG(NOAUTOCVT,NOAUTOTAG)
DEFAULT SETTING      OVR      NOFLOW
IBM-SUPPLIED  DEFAULT    OVR      HEAP(0000032768,0000032768,ANY ,
                                KEEP,00008192,00004096)
DD:CEEOPST     OVR      HEAPCHK(ON,0000000001,0000000000,0000000010,
                                0000000010,
                                00001024,00,00001024,00)
DD:CEEOPST     OVR      HEAPPOOLS(ON,
                                00000008,00000010,
                                00000032,00000010,
                                00000128,00000010,
                                00000256,00000010,
                                00001024,00000010,
                                00002048,00000010,
                                00000000,00000010,
                                00000000,00000010,
                                00000000,00000010,
                                00000000,00000010,
                                00000000,00000010,
                                00000000,00000010)

IBM-SUPPLIED  DEFAULT    OVR      HEAPZONES(0000,ABEND,0000,ABEND)
IBM-SUPPLIED  DEFAULT    OVR      INFOMSGFILTER(OFF)
IBM-SUPPLIED  DEFAULT    OVR      INQPCOPN
IBM-SUPPLIED  DEFAULT    OVR      INTERRUPT(OFF)
IBM-SUPPLIED  DEFAULT    OVR      LIBSTACK(0000004096,0000004096,FREE)
IBM-SUPPLIED  DEFAULT    OVR      MSGFILE(SYSOUT ,FBA ,00000121,00000000,
                                NOENQ)
IBM-SUPPLIED  DEFAULT    OVR      MSGQ(0000000015)
IBM-SUPPLIED  DEFAULT    OVR      NATLANG(ENU)
IGNORED        OVR      NONONIPTSTACK(See THREADSTACK)
IBM-SUPPLIED  DEFAULT    OVR      OCSTATUS
IBM-SUPPLIED  DEFAULT    OVR      PAGEFRAMESIZE(4K,4K,4K)
IBM-SUPPLIED  DEFAULT    OVR      NOPC
IBM-SUPPLIED  DEFAULT    OVR      PLITASKCOUNT(0000000020)
PROGRAMMER     DEFAULT    OVR      POSIX(ON)
IBM-SUPPLIED  DEFAULT    OVR      PROFILE(OFF,"")
IBM-SUPPLIED  DEFAULT    OVR      PRTUNIT(00000006)
IBM-SUPPLIED  DEFAULT    OVR      PUNUNIT(00000007)
IBM-SUPPLIED  DEFAULT    OVR      RDRUNIT(00000005)
IBM-SUPPLIED  DEFAULT    OVR      RECPAD(OFF)
DD:CEEOPST     OVR      RPTOPTS(ON)
DD:CEEOPST     OVR      RPTSTG(ON)
IBM-SUPPLIED  DEFAULT    OVR      NORTEREUS
IBM-SUPPLIED  DEFAULT    OVR      NOSIMVRD
IBM-SUPPLIED  DEFAULT    OVR      STACK(0000131072,0000131072,ANY ,KEEP,
                                0000524288,0000131072)
DD:CEEOPST     OVR      STORAGE(AA,BB,CC,0000000000)
DD:CEEOPST     OVR      TERMTHDACT(UADUMP,CESE,00000096)
IBM-SUPPLIED  DEFAULT    OVR      NOTEST(ALL,*,PROMPT,INSPREF)
IBM-SUPPLIED  DEFAULT    OVR      THREADHEAP(0000004096,0000004096,ANY ,KEEP)
IBM-SUPPLIED  DEFAULT    OVR      THREADSTACK(OFF,0000004096,0000004096,ANY ,
                                KEEP,0000131072,0000131072)

```

Figure 21. Example of formatted output from LEDATA VERBEXIT (Part 4 of 18)

```

PROGRAMMER DEFAULT      OVR      TRACE(ON,0001048576,NODUMP,LE=00000001)
IBM-SUPPLIED DEFAULT    OVR      TRAP(ON,SPIE)
IBM-SUPPLIED DEFAULT    OVR      UPSI(00000000)
IBM-SUPPLIED DEFAULT    OVR      NOUSRHDLR()
IBM-SUPPLIED DEFAULT    OVR      VCTRSVE(OFF)
IBM-SUPPLIED DEFAULT    OVR      XPLINK(OFF)
IBM-SUPPLIED DEFAULT    OVR      XUFLOW(AUTO)

```

[10] Heap Storage Control Blocks

Heappools trace available. To display: IP VERBX LEDATA 'HPT(*) CAA(21616BB8)'

```

ENSM: 21615CD8
+000000 EYE_CATCHER:ENSM ST_HEAP_ALLOC_FLAG:00000001
+000008 ST_HEAP_ALLOC_VAL:AA000000 ST_HEAP_FREE_FLAG:00000001
+000010 ST_HEAP_FREE_VAL:BB000000 REPORT_STORAGE:21615DB4
+000018 UHEAP:C8D7C3C2 21D91018 21D91018 00008000 00008000 00002000 00001000 00000000 00
+000048 AHEAP:C8D7C3C2 21D6D000 22177000 00004000 00002000 00002000 00001000 00000000 00
+000078 BHEAP:C8D7C3C2 21615D50 21615D50 00002000 00001000 00002000 00001000 00000000 00
+0000A8 ENSM_ADDL_HEAPS:22118238
+000260 NXHEAP:C8D7C3C2 265174C8 265174C8 00001000 00001000 00001000 00001000 00000000 00

```

```

STSB: 21615DB4
+000000 EYE_CATCHER:STSB CRHP_REQ:00000002 DSHP_REQ:00000001
+00000C IPT_INIT_SIZE:00020000 NONIPT_INIT_SIZE:00020000
+000014 IPT_INCR_SIZE:00020000 NONIPT_INCR_SIZE:00020000
+00001C THEAP_MAX_STOR:00000000

```

Enclave Level Stack Statistics

```

SKSB: 21615E4C
+000000 MAX_ALLOC:00009E90 CURR_ALLOC:00003EA0
+000008 LARGEST:00009E90 GETMAINS:00000001
+000010 FREEMAINS:00000000

```

```

SKSB: 21615E74
+000000 MAX_ALLOC:000013C0 CURR_ALLOC:00000000
+000008 LARGEST:00000E00 GETMAINS:00000002
+000010 FREEMAINS:00000000

```

```

SKSB: 21615E60
+000000 MAX_ALLOC:000000D0 CURR_ALLOC:000000D0
+000008 LARGEST:000000D0 GETMAINS:00000001
+000010 FREEMAINS:00000000

```

User Heap Control Blocks

```

HPCB: 21615CF0
+000000 EYE_CATCHER:HPCB FIRST:21D91018 LAST:21D91018

```

```

HPSB: 21615DD4
+000000 BYTES_ALLOC:00005248 CURR_ALLOC:00005248
+000008 GET_REQ:00000005 FREE_REQ:00000000
+000010 GETMAINS:00000001 FREEMAINS:00000000

```

```

HPSB: 21615E88
+000000 BYTES_ALLOC:00000000 CURR_ALLOC:00000000
+000008 GET_REQ:00000000 FREE_REQ:00000000
+000010 GETMAINS:00000000 FREEMAINS:00000000

```

```

HANC: 21D91018
+000000 EYE_CATCHER:HANC NEXT:21615CF0 PREV:21615CF0
+00000C HEAPID:00000000 SEG_ADDR:A1D91018 ROOT_ADDR:21D96260
+000018 SEG_LEN:00008000 ROOT_LEN:00002DB8

```

This is the last heap segment in the current heap.

Figure 22. Example of formatted output from LEDATA VERBEXIT (Part 5 of 18)

```

Free Storage Tree for Heap Segment 21D91018

      Node Node      Parent      Left      Right      Left      Right
Depth Address Length      Node      Node      Node      Length      Length
  0 21D96260 00002DB8 00000000 00000000 00000000 00000000 00000000

Map of Heap Segment 21D91018
To display entire segment: IP LIST 21D91018 LEN(X'00008000') ASID(X'01A9')

21D91038: Allocated storage element, length=00001030. To display: IP LIST 21D91038 LEN(X'00001030') ASID(X'01A9')
21D91040: C5E7F3F1 00000000 00000005 00000005 21D92070 21D92258 21D92295 21D922D2 |EX31.....R...R...R.n.R.K|

21D92068: Allocated storage element, length=00000828. To display: IP LIST 21D92068 LEN(X'00000828') ASID(X'01A9')
21D92070: 00000000 00000000 00000000 00000000 00000000 00000000 00000000 |.....|

21D92890: Allocated storage element, length=00000CD0. To display: IP LIST 21D92890 LEN(X'00000CD0') ASID(X'01A9')
21D92898: C5E7F3F1 00000000 00000003 00000003 C3C4D3D3 00000000 40000000 00000000 |EX31.....CDLL.....|

21D93560: Allocated storage element, length=00002030. To display: IP LIST 21D93560 LEN(X'00002030') ASID(X'01A9')
21D93568: C5E7F3F1 00000000 00000006 00000006 21D703CC 70004000 00000000 |EX31.....P....|

21D95590: Allocated storage element, length=00000CD0. To display: IP LIST 21D95590 LEN(X'00000CD0') ASID(X'01A9')
21D95598: C5E7F3F1 00000000 00000001 00000001 21D92BD8 AAAAAAAA 00000001 00000001 |EX31.....R.Q.....|

21D96260: Free storage element, length=00002DB8. To display: IP LIST 21D96260 LEN(X'00002DB8') ASID(X'01A9')

Summary of analysis for Heap Segment 21D91018:
Amounts of identified storage: Free:00002DB8 Allocated:00005228 Total:00007FE0
Number of identified areas : Free:      1 Allocated:      5 Total:      6
00000000 bytes of storage were not accounted for.
No errors were found while processing this heap segment.
This is the last heap segment in the current heap.

Anywhere Heap Control Blocks

HPCB: 21615D20
+000000 EYE_CATCHER:HPCB FIRST:21D6D000 LAST:22177000

HPSB: 21615E04
+000000 BYTES_ALLOC:0037B788 CURR_ALLOC:0031EE68
+000008 GET_REQ:00000DCA FREE_REQ:00000D75
+000010 GETMINS:00000013 FREEMAINS:00000005

HANC: 21D6D000
+000000 EYE_CATCHER:HANC NEXT:21D9A000 PREV:21615D20
+00000C HEAPID:21615D20 SEG_ADDR:A1D6D000 ROOT_ADDR:21D70620
+000018 SEG_LEN:00004000 ROOT_LEN:000009E0

Free Storage Tree for Heap Segment 21D6D000

      Node Node      Parent      Left      Right      Left      Right
Depth Address Length      Node      Node      Node      Length      Length
  0 21D70620 000009E0 00000000 00000000 00000000 00000000 00000000

```

Figure 23. Example of formatted output from LEDATA VERBEXIT (Part 6 of 18)

```

Map of Heap Segment 21D6D000

To display entire segment: IP LIST 21D6D000 LEN(X'00004000') ASID(X'01A9')

21D6D020: Allocated storage element, length=00000018. To display: IP LIST 21D6D020 LEN(X'00000018') ASID(X'01A9')
21D6D028: D2C4C240 00000000 00000000 AAAAAAAA |KDB .....|

Below Heap Control Blocks

HPCB: 21615D50
+000000 EYE_CATCHER:HPCB FIRST:21615D50 LAST:21615D50

** NO SEGMENTS ALLOCATED **

HPSB: 21615E1C
+000000 BYTES_ALLOC:00000000 CURR_ALLOC:00000000
+000008 GET_REQ:00000000 FREE_REQ:00000000
+000010 GETMAINS:00000000 FREEMAINS:00000000

Non-exectable Heap Control Blocks

HPCB: 21615F38
+000000 EYE_CATCHER:HPCB FIRST: 21615F38 LAST: 21615F38

** NO SEGMENTS ALLOCATED **

HPSB: 21615ED8
+000000 BYTES_ALLOC:00000000 CURR_ALLOC:00000000
+000008 GET_REQ:00000000 FREE_REQ:00000000
+000010 GETMAINS:00000000 FREEMAINS:00000000

Additional Heap Control Blocks

HPSB: 21615E34
+000000 BYTES_ALLOC:00000908 CURR_ALLOC:00000908
+000008 GET_REQ:00000007 FREE_REQ:00000000
+000010 GETMAINS:00000003 FREEMAINS:00000002

ADHP: 22118238
+000000 EYE_CATCHER:ADHP NEXT:F0F00000 HEAPID:22118244

HPCB: 22118244
+000000 EYE_CATCHER:HPCB FIRST:2212B000 LAST:2212B000

HANC: 2212B000
+000000 EYE_CATCHER:HANC NEXT:22118244 PREV:22118244
+00000C HEAPID:22118244 SEG_ADDR:2212B000 ROOT_ADDR:2212B2C8
+000018 SEG_LEN:00001000 ROOT_LEN:00000D38

This is the last heap segment in the current heap.

Free Storage Tree for Heap Segment 2212B000

      Node Node Parent Left Right Left Right
Depth Address Length Node Node Node Length Length
0 2212B2C8 00000D38 00000000 00000000 00000000 00000000 00000000

Map of Heap Segment 2212B000

To display entire segment: IP LIST 2212B000 LEN(X'00001000') ASID(X'01A9')

2212B020: Allocated storage element, length=000002A8. To display: IP LIST 2212B020 LEN(X'000002A8') ASID(X'01A9')
2212B028: D7C3C9C2 00000000 00000000 000102A0 00000000 00000000 00000000 00000000 |PCIB.....|

2212B2C8: Free storage element, length=00000D38. To display: IP LIST 2212B2C8 LEN(X'00000D38') ASID(X'01A9')

Summary of analysis for Heap Segment 2212B000:
Amounts of identified storage: Free:00000D38 Allocated:000002A8 Total:00000FE0
Number of identified areas : Free: 1 Allocated: 1 Total: 2
00000000 bytes of storage were not accounted for.
No errors were found while processing this heap segment.
This is the last heap segment in the current heap.

```

Figure 24. Example of formatted output from LEDATA VERBEXIT (Part 7 of 18)

```

Heap Pool Report
QPCB: 21D6DA00
+000000 EYECATCHER:QPCB LENGTH:00000800 NUMPOOLS:00000006
+00000C LARGEST_CELL_SIZE:00000800 BIG_REQUESTS:00000001
+000014 STORAGE_HITS_ADDR:21FD0028 FLAGS:E400 NUMGETARRAYS:00
+00001B NUMCELLSIZES:06 GET_POOLINFO_ARRAYS_PTR:21D6DA28

Data for pool 1:
POOLDATA: 21D6DB00
+000000 POOL_INDEX:00000001 INPUT_CELL_SIZE:00000008
+000008 CELL_SIZE:00000010 INPUT_PERCENT:0000000A
+000010 CELL_POOL_SIZE:00000CC0 CELL_POOL_NUM:000000CC
+000018 POOL_LATCH_ADDR:21EA4BD4 POOL_EXTENTS:00000001
+000020 LAST_CELL:21D96250 NEXT_CELL:21D955C0
+000028 Q_CONTROL_INFO:00000000 Q_FIRST_CELL:00000000
+000030 POOL_NUM_GET_TOTAL:00000002 POOL_NUM_FREE:00000000
+000038 POOL_EXTENTS_ANCHOR:21D95598 POOL_INDEX_SAME_SIZE:01
+00003D POOL_INDEX_SIZE:01 POOL_NUM_SAME_SIZE:01
+000040 POOL_TRACE_TABLE:21EAF050

Heap Pool Extent Mapping
EXTENT: 21D95598
+000000 EYE_CATCHER:EX31 NEXT_EXTENT:00000000

To display entire pool extent: IP LIST 21D95598 LEN(X'00000CC8') ASID(X'01A9')

21D955A0: Allocated storage cell. To display: IP LIST 21D955A0 LEN(X'00000010') ASID(X'01A9')
21D955A8: 21D92BD8 AAAAAAAAA 00000001 00000001 21D92C60 AAAAAAAAA 00000000 00000000|.R.Q.....R.....|

21D955B0: Allocated storage cell. To display: IP LIST 21D955B0 LEN(X'00000010') ASID(X'01A9')
21D955B8: 21D92C60 AAAAAAAAA 00000000 00000000 00000000 00000000 00000000 00000000|.R.-.....|

Summary of analysis for Pool 1:
Number of cells: Unused: 202 Free: 0 Allocated: 2 Total Used: 204
00000000 free cells were not accounted for.
No errors were found while processing this Pool.

Data for pool 2:
POOLDATA: 21D6DC00
+000000 POOL_INDEX:00000002 INPUT_CELL_SIZE:00000020
+000008 CELL_SIZE:00000028 INPUT_PERCENT:0000000A
+000010 CELL_POOL_SIZE:00000CA8 CELL_POOL_NUM:00000051
+000018 POOL_LATCH_ADDR:21EA4BE8 POOL_EXTENTS:00000000
+000020 LAST_CELL:00000000 NEXT_CELL:00000000
+000028 Q_CONTROL_INFO:00000000 Q_FIRST_CELL:00000000
+000030 POOL_NUM_GET_TOTAL:00000000 POOL_NUM_FREE:00000000
+000038 POOL_EXTENTS_ANCHOR:00000000 POOL_INDEX_SAME_SIZE:01
+00003D POOL_INDEX_SIZE:02 POOL_NUM_SAME_SIZE:01
+000040 POOL_TRACE_TABLE:21EDF070

There are no extents for this pool.

.
.
.

Data for pool 6:
POOLDATA: 21D6E000
+000000 POOL_INDEX:00000006 INPUT_CELL_SIZE:00000800
+000008 CELL_SIZE:00000808 INPUT_PERCENT:0000000A
+000010 CELL_POOL_SIZE:00002020 CELL_POOL_NUM:00000004
+000018 POOL_LATCH_ADDR:21EA4C38 POOL_EXTENTS:00000001
+000020 LAST_CELL:21D94D88 NEXT_CELL:21D93D78
+000028 Q_CONTROL_INFO:00000000 Q_FIRST_CELL:00000000
+000030 POOL_NUM_GET_TOTAL:00000001 POOL_NUM_FREE:00000000
+000038 POOL_EXTENTS_ANCHOR:21D93568 POOL_INDEX_SAME_SIZE:01
+00003D POOL_INDEX_SIZE:06 POOL_NUM_SAME_SIZE:01
+000040 POOL_TRACE_TABLE:21F9F0F0

Heap Pool Extent Mapping
EXTENT: 21D93568
+000000 EYE_CATCHER:EX31 NEXT_EXTENT:00000000

To display entire pool extent: IP LIST 21D93568 LEN(X'00002028') ASID(X'01A9')

21D93570: Allocated storage cell. To display: IP LIST 21D93570 LEN(X'00000808') ASID(X'01A9')
21D93578: 00000000 21D703CC 70004000 00000000 21D9359C 00000000 00000000 00000000|.....P.....R.....|

Summary of analysis for Pool 6:
Number of cells: Unused: 3 Free: 0 Allocated: 1 Total Used: 4
00000000 free cells were not accounted for.
No errors were found while processing this Pool.

```

Figure 25. Example of formatted output from LEDATA VERBEXIT (Part 8 of 18)

[11] Stack Storage Control Blocks

```

SMCB: 21617428
+000000 EYE_CATCHER:SMCB US_EYE_CATCHER:USTK USFIRST:21D71018
+00000C USLAST:21D71018 USBOS:21D71018 USEOS:21D91018
+000018 USNAB:21D74E18 USINITSZ:00020000 USINCRSZ:00020000
+000024 USANYBELOW:00000000 USKEEPFREE:00000000 USPOOL:00000002
+000030 USPREALLOC:00000001 US_BYTES_ALLOC:00009E90
+000038 US_CURR_ALLOC:00003FA0 US_GETMAINS:00000000
+000040 US_FREEMAINS:00000000 US_OPLINK:00 LS_THIS_IS:LSTK
+00004C LSFIRST:00015000 LSLAST:00015000 LSBOS:00015000
+000058 LSEOS:00016000 LSNAB:00000000 LSINITSZ:00001000
+000064 LSINCRSZ:00001000 LSANYBELOW:80000000
+00006C LSKEEPFREE:00000001 LSPPOOL:80000001 LSPREALLOC:00000000
+000078 LS_BYTES_ALLOC:00000000 LS_CURR_ALLOC:00000000
+000080 LS_GETMAINS:00000000 LS_FREEMAINS:00000000 LS_OPLINK:00
+00008C RSBOS:21D71000 RSEOS:21D71018 RSIZE:00000018
+000098 RSACTIVE:00000001 SA_REG00:21D74EB8
+0000A0 SA_REG01:21D74E18 SA_REG02:216157D0
+0000A8 SA_REG03:00000794 SA_REG04:216CEAB8
+0000B0 SA_REG05:2160CF38 SA_REG06:00000000
+0000B8 SA_REG07:2160E430 SA_REG08:A16CD9AE
+0000C0 SA_REG09:21D73D1E SA_REG10:21D72D1F
+0000C8 SA_REG11:A16D9B58 SA_REG12:21616BB8
+0000D0 SA_REG13:21D71D20 SA_REG14:A16D9B8E
+0000D8 SA_REG15:00000000
+0000DC SAVEREG_XINIT:21D71018 00000180 21617428 A17705D8
+0000EC CEEVGTSI:8000F240 ST_DSA_ALLOC_FLAG:00000001
+0000F4 ST_DSA_ALLOC_VAL:CC000000 ALLOCSEG:00000000
+0000FC BELOW16M_FLAG:00000000 LOCAL_ALLOC:FFFFFFF08
+00010C LOCAL_GETMAINS:00000000 LOCAL_FREEMAINS:00000000
+00015C MOREFLAGS:00000000 DS_THIS_IS:... DSFIRST:21617588
+000168 DSLAST:21617588 DSBOS:21617588 DSINITSZ:00000000
+00017C DSINCRSZ:00000000 DSGUARDSZ:00000000
+000184 DSKEEPFREE:00000000 DSPPOOL:00000000 DSPREALLOC:00000000
+000190 DS_BYTES_ALLOC:00000000 DS_CURR_ALLOC:00000000
+000198 DS_GETMAINS:00000000 DS_FREEMAINS:00000000
+0001A0 DS_FLAGS:00000000

DSA backchain

DSA: 21D74E18
+000000 FLAGS:0000 MEMD:CCCC BKC:21D71D20 FWC:CCCCCCCC
+00000C R14:CCCCCCCC R15:CCCCCCCC R0:CCCCCCCC
+000018 R1:CCCCCCCC R2:CCCCCCCC R3:CCCCCCCC
+000024 R4:CCCCCCCC R5:CCCCCCCC R6:CCCCCCCC
+000030 R7:CCCCCCCC R8:CCCCCCCC R9:CCCCCCCC
+00003C R10:CCCCCCCC R11:CCCCCCCC R12:CCCCCCCC
+000048 LWS:CCCCCCCC NAB:21D74EB8 PNAB:CCCCCCCC
+000064 RENT:CCCCCCCC CILC:CCCCCCCC MODE:CCCCCCCC
+000078 RMR:CCCCCCCC Contents of DSA at location 21D74E18:

+00000000 0000CCCC 21D71D20 CCCCCCCC CCCCCCCC CCCCCCCC CCCCCCCC CCCCCCCC CCCCCCCC |.....P.....|
+00000020 CCCCCCCC CCCCCCCC CCCCCCCC CCCCCCCC CCCCCCCC CCCCCCCC CCCCCCCC CCCCCCCC |.....|
+00000040 CCCCCCCC CCCCCCCC CCCCCCCC 21D74EB8 CCCCCCCC CCCCCCCC CCCCCCCC CCCCCCCC |.....P+.....|
+00000060 CCCCCCCC CCCCCCCC CCCCCCCC CCCCCCCC CCCCCCCC CCCCCCCC CCCCCCCC CCCCCCCC |.....|
+00000080 21D721AC CCCCCCCC CCCCCCCC CCCCCCCC CCCCCCCC CCCCCCCC CCCCCCCC |.P.....|

DSA: 21D71D20
+000000 FLAGS:0808 MEMD:CEE1 BKC:21D71248 FWC:21D74E18
+00000C R14:A16CDB84 R15:A16D9B58 R0:21D721AC
+000018 R1:21D7217C R2:216157D0 R3:00000794
+000024 R4:216CEAB8 R5:2160CF38 R6:00000000
+000030 R7:2160E430 R8:A16CD9AE R9:21D73D1E
+00003C R10:21D72D1F R11:A16C9CC8 R12:21616BB8
+000048 LWS:00000000 NAB:21D74E18 PNAB:CCCCCCCC
+000064 RENT:CCCCCCCC CILC:CCCCCCCC MODE:CCCCCCCC
+000078 RMR:CCCCCCCC

Contents of DSA at location 21D71D20:

+00000000 0808CEE1 21D71248 21D74E18 A16CDB84 A16D9B58 21D721AC 21D7217C 216157D0 |....P...P+...%.d....P...P.@./..|
+00000020 00000794 216CEAB8 2160CF38 00000000 2160E430 A16CD9AE 21D73D1E 21D72D1F |...m.%...-U...%R..P...P..|
+00000040 A16C9CC8 21616BB8 00000000 21D74E18 CCCCCCCC CCCCCCCC CCCCCCCC CCCCCCCC |.%H./,.....P+.....|
+00000060 CCCCCCCC CCCCCCCC CCCCCCCC CCCCCCCC CCCCCCCC CCCCCCCC CCCCCCCC CCCCCCCC |.....|
+00000080 21D721E8 21D721F8 21D722C6 216CEBDC 216CEBE0 21D721FC 21D722C7 216CEBDC |.P.Y.P.@.P.F.%...%P...P.G.%..|
+000000A0 216CEBDC 216CEBDC 216CEBDC A16CA1A6 216CAD0C 21D72728 21D7217C 21D71248 |.%...%...%.w...%P...P.@.P..|
+000000C0 21D740F0 216CEAB8 21D72618 21D72618 2160E71C 21D73D1E 21D72D1F A16C9CC8 |.P 0...%P...-X..P...P...%.H|
+000000E0 21616BB8 2160E71C A16CE54 216CC15C 21D72254 216CEBC4 216CEBE4 216CEAB8 |./,..-X...%.%A*.P...%.D%.U...|

```

Figure 26. Example of formatted output from LEDATA VERBEXIT (Part 11 of 18)

To display entire DSA: IP LIST 21D71D20 LEN(X'000030F8') ASID(X'01A9')

```
DSA: 21D71248
+00000000 FLAGS:10CC MEMD:CCCC BKC:21D71130 FWC:21D71328
+000000C R14:A1600A66 R15:21BDA45C R0:216011A4
+0000018 R1:21D712E0 R2:21D71305 R3:216000FA
+0000024 R4:21D71302 R5:21600ED0 R6:21D7130C
+0000030 R7:21D71310 R8:00000030 R9:80000000
+000003C R10:A1D2E8B2 R11:A1692F48 R12:21616BB8
+0000048 LWS:00000000 NAB:21D71328 PNAB:CCCCCCCC
+0000064 RENT:CCCCCCCC CILC:CCCCCCCC MODE:CCCCCCCC
+0000078 RMR:CCCCCCCC
```

Contents of DSA at location 21D71248:

```
+00000000 10CCCCC 21D71130 21D71328 A1600A66 21BDA45C 216011A4 21D712E0 21D71305 |.....P...P...-.....u*.-.u.P...P..|
+00000020 216000FA 21D71302 21600ED0 21D7130C 21D71310 00000030 80000000 A1D2E8B2 |.-...P...-...P...P.....KY.|
+00000040 A1692F48 21616BB8 00000000 21D71328 CCCCCCCC CCCCCCCC CCCCCCCC CCCCCCCC |...../.....P.....|
+00000060 CCCCCCCC CCCCCCCC CCCCCCCC CCCCCCCC CCCCCCCC CCCCCCCC CCCCCCCC CCCCCCCC |.....|
+00000080 CCCCCCCC CCCCCCCC CCCCCCCC CCCCCCCC CCCCCCCC CCCCCCCC CCCCCCCC CCCCCCCC |.....|
+000000A0 00000003 21600EDC 22128948 00000000 220B1178 220B23B8 00000000 00000000 |.....i.....|
+000000C0 00000000 00000002 22128E40 00000000 00000000 00000000 21D6E148 CCCCCCCC |.....0.....|
```

```
DSA: 21D71130
+00000000 FLAGS:10CC MEMD:CCCC BKC:21D71030 FWC:CCCCCCCC
+000000C R14:A2128EB0 R15:A16000C0 R0:21D71248
+0000018 R1:21D6E1E8 R2:A1D2E980 R3:00000002
+0000024 R4:A169303A R5:216157D0 R6:216039EC
+0000030 R7:21604330 R8:00000030 R9:80000000
+000003C R10:A1D2E8B2 R11:A1692F48 R12:21616BB8
+0000048 LWS:00000000 NAB:21D71248 PNAB:CCCCCCCC
+0000064 RENT:CCCCCCCC CILC:CCCCCCCC MODE:CCCCCCCC
+0000078 RMR:CCCCCCCC
```

Contents of DSA at location 21D71130:

```
+00000000 10CCCCC 21D71030 CCCCCCCC A2128EB0 A16000C0 21D71248 21D6E1E8 A1D2E980 |.....P.....s.....P...0.Y.KZ.|
+00000020 00000002 A169303A 216157D0 216039EC 21604330 00000030 80000000 A1D2E8B2 |...../.....KY.|
+00000040 A1692F48 21616BB8 00000000 21D71248 CCCCCCCC CCCCCCCC CCCCCCCC CCCCCCCC |...../.....P.....|
+00000060 CCCCCCCC CCCCCCCC CCCCCCCC CCCCCCCC CCCCCCCC CCCCCCCC CCCCCCCC CCCCCCCC |.....|
+00000080 CCCCCCCC CCCCCCCC CCCCCCCC CCCCCCCC CCCCCCCC CCCCCCCC CCCCCCCC CCCCCCCC |.....|
+000000A0 CCCCCCCC CCCCCCCC CCCCCCCC CCCCCCCC CCCCCCCC CCCCCCCC CCCCCCCC CCCCCCCC |.....|
+000000C0 CCCCCCCC CCCCCCCC CCCCCCCC CCCCCCCC CCCCCCCC CCCCCCCC CCCCCCCC CCCCCCCC |.....|
+000000E0 CCCCCCCC CCCCCCCC CCCCCCCC CCCCCCCC CCCCCCCC CCCCCCCC CCCCCCCC CCCCCCCC |.....|
```

To display entire DSA: IP LIST 21D71130 LEN(X'00000118') ASID(X'01A9')

```
DSA: 21D71030
+00000000 FLAGS:0000 MEMD:CCCC BKC:21617660 FWC:CCCCCCCC
+000000C R14:A169310E R15:21D2E8BE R0:7D000009
+0000018 R1:21D710B0 R2:21604328 R3:00000002
+0000024 R4:A169303A R5:216157D0 R6:216039EC
+0000030 R7:21604330 R8:00000030 R9:00000008
+000003C R10:A1D2E8B2 R11:A1692F48 R12:21616BB8
+0000048 LWS:00000000 NAB:21D71130 PNAB:CCCCCCCC
+0000064 RENT:CCCCCCCC CILC:CCCCCCCC MODE:CCCCCCCC
+0000078 RMR:CCCCCCCC
```

Contents of DSA at location 21D71030:

```
+00000000 0000CCCC 21617660 CCCCCCCC A169310E 21D2E8BE 7D000009 21D710B0 21604328 |...../.-.....KY.'....P...-...|
+00000020 00000002 A169303A 216157D0 216039EC 21604330 00000030 00000008 A1D2E8B2 |...../.....KY.|
+00000040 A1692F48 21616BB8 00000000 21D71130 CCCCCCCC CCCCCCCC CCCCCCCC CCCCCCCC |...../.....P.....|
+00000060 CCCCCCCC CCCCCCCC CCCCCCCC CCCCCCCC CCCCCCCC CCCCCCCC CCCCCCCC CCCCCCCC |.....|
+00000080 216931F4 216039EC 21D710E0 21615908 21D710D0 21D710D8 21D710D4 CCCCCCCC |..4.-...P.../...P...P.Q.P.M....|
+000000A0 21D6E1E8 00000000 00000000 CCCCCCCC 00000001 CCCCCCCC CCCCCCCC CCCCCCCC |.0.Y.....|
+000000C0 CCCCCCCC CCCCCCCC CCCCCCCC CCCCCCCC CCCCCCCC CCCCCCCC CCCCCCCC CCCCCCCC |.....|
+000000E0 CCCCCCCC CCCCCCCC CCCCCCCC CCCCCCCC CCCCCCCC CCCCCCCC CCCCCCCC CCCCCCCC |.....|
```

User Stack Control Blocks

```
STKH: 21D71018
+0000000 EYE_CATCHER:STKU NEXT:2161742C PREV:2161742C
+000000C SEGMENT_LEN:00020000
```

Figure 27. Example of formatted output from LEDATA VERBEXIT (Part 12 of 18)

Library Stack Control Blocks

```
STKH: 00015000
+000000 EYE_CATCHER:STKL NEXT:21617470   PREV:21617470
+00000C SEGMENT_LEN:00001000
```

[12] Condition Management Control Blocks

```
HCOM: 2160CF38
+000000 PICA_AREA:00000000 00000000 EYES:HCOM  CAA_PTR1:21616BB8
+000014 CVTDCB:9B FLAG:60F0C000  EXIT_STK:22128EB0
+000020 RSM_PTR:00000000  HDLL_STK:22128E68
+000028 SRP_TOKEN:00000000  CSTK:22130E48  CIBH:21D72B28
+000084 COND_LOG:2212E028  DSA_4083:00000000
+00009C HCHK5_RESULTS:00001100  SHUNT_VALIDFLAG:00000001
+000480 SHUNT_COUNTER:00000048  SHUNT_ADDR:216FB7C4
+000488 SHUNT_PSW:078D2000 A16FB7CA
+000490 SHUNT_REG0:00000001  SHUNT_REG1:21D77050
+000498 SHUNT_REG2:5DF3B2C8  SHUNT_REG3:00000000
+0004A0 SHUNT_REG4:00000000  SHUNT_REG5:00001000
+0004A8 SHUNT_REG6:00000001  SHUNT_REG7:00000008
+0004B0 SHUNT_REG8:00000000  SHUNT_REG9:216FB7C4
+0004B8 SHUNT_REG10:00000000 SHUNT_REG11:A16FAD58
+0004C0 SHUNT_REG12:21616BB8 SHUNT_REG13:21D76EF8
+0004C8 SHUNT_REG14:A16FB6D6 SHUNT_REG15:00000000
+0004D0 SHUNT_CODE1:00000000 SHUNT_CODE2:00000004
+000514 SIGNAL_LOG:21EA6028

CIBH: 21D72B28
+000000 EYE:CIBH BACK:2160E430  FRWD:00000000
+000010 PTR_CIB:00000000  FLAG1:00  ERROR_LOCATION_FLAGS:00
+000018 HDLQ:00000000  STATE:00000000  PRM_DESC:00000000
+000024 PRM_PREFIX:00000000
+000028 PRM_LIST:00000000 00000000 00000000 00000000
+000038 PARM_DESC:00000000  PARM_PREFIX:00000000
+000040 PARM_LIST:00000000 00000000 00000000 00000000 FUN:00000000
+000054 CIB_SZ:0000  CIB_VER:0000  FLG_5:00  FLG_6:00
+00005A FLG_7:00 FLG_8:00  FLG_1:00  FLG_2:00  FLG_3:00
+00005F FLG_4:00 ABCD:00000000  ABRC:00000000
+000068 OLD_COND_64:00000000 00000000
+000070 OLD_MIB:00000000  COND_64:00000000 00000000
+00007C MIB:00000000  PL:00000000  SV2:00000000
+000088 SV1:00000000  INT:00000000  MID:00000000
+000094 HDL_SF:00000000 HDL_EPT:00000000  HDL_RST:00000000
+0000A0 RSM_SF:00000000 RSM_POINT:00000000  RSM_MACHINE:00000000
+0000B0 COND_DEFAULT:00000000 Q_DATA_TOKEN:00000000  FDBK:00000000
+0000BC ABNAME:..... BBRANCH_OFFSET:00000000
+000220 BBRANCH_STMTID:..... BBRANCH_STMTLEN:0000
Machine State
+000248 MCH_EYE:....
+000250 GPR00:00000000 GPR01:00000000
+000258 GPR02:00000000 GPR03:00000000
+000260 GPR04:00000000 GPR05:00000000
+000268 GPR06:00000000 GPR07:00000000
+000270 GPR08:00000000 GPR09:00000000
+000278 GPR10:00000000 GPR11:00000000
+000280 GPR12:00000000 GPR13:00000000
+000288 GPR14:00000000 GPR15:00000000
+000290 PSW:00000000 00000000
+000298 ILC:0000 IC1:00  IC2:00  PFT:00000000
+0002A0 FLT_0:00000000 00000000  FLT_2:00000000 00000000
+0002B0 FLT_4:00000000 00000000  FLT_6:00000000 00000000
+0002EC INT_SF:00000000 FLAGS:00  EXT:00000000  BEA:00000000
+000308 SAVSTACK_ASYNC_PTR:00000000
+000318 FLT_1:00000000 00000000
+000320 FLT_3:00000000 00000000
+000328 FLT_5:00000000 00000000
+000330 FLT_7:00000000 00000000
+000338 FLT_8:00000000 00000000  FLT_9:00000000 00000000
+000348 FLT_10:00000000 00000000  FLT_11:00000000 00000000
+000358 FLT_12:00000000 00000000  FLT_13:00000000 00000000
+000368 FLT_14:00000000 00000000  FLT_15:00000000 00000000
```

Figure 28. Example of formatted output from LEDATA VERBEXIT (Part 13 of 18)


```

+000378 FPC:00000000 APF_FLAGS:00
+000388 GPR_H00:00000000 GPR_H01:00000000
+000390 GPR_H02:00000000 GPR_H03:00000000
+000398 GPR_H04:00000000 GPR_H05:00000000
+0003A0 GPR_H06:00000000 GPR_H07:00000000
+0003A8 GPR_H08:00000000 GPR_H09:00000000
+0003B0 GPR_H10:00000000 GPR_H11:00000000
+0003B8 GPR_H12:00000000 GPR_H13:00000000
+0003C0 GPR_H14:00000000 GPR_H15:00000000
+0003C8 AR00:00000000 AR01:00000000
+0003D0 AR02:00000000 AR03:00000000
+0003D8 AR04:00000000 AR05:00000000
+0003E0 AR06:00000000 AR07:00000000
+0003E8 AR08:00000000 AR09:00000000
+0003F0 AR10:00000000 AR11:00000000
+0003F8 AR12:00000000 AR13:00000000
+000400 AR14:00000000 AR15:00000000

+000408 VR_0:00000000 00000000 00000000 00000000
+000418 VR_1:00000000 00000000 00000000 00000000
+000428 VR_2:00000000 00000000 00000000 00000000
+000438 VR_3:00000000 00000000 00000000 00000000
+000448 VR_4:00000000 00000000 00000000 00000000
+000458 VR_5:00000000 00000000 00000000 00000000
+000468 VR_6:00000000 00000000 00000000 00000000
+000478 VR_7:00000000 00000000 00000000 00000000
+000488 VR_8:00000000 00000000 00000000 00000000
+000498 VR_9:00000000 00000000 00000000 00000000
+0004A8 VR_10:00000000 00000000 00000000 00000000
+0004B8 VR_11:00000000 00000000 00000000 00000000
+0004C8 VR_12:00000000 00000000 00000000 00000000
+0004D8 VR_13:00000000 00000000 00000000 00000000
+0004E8 VR_14:00000000 00000000 00000000 00000000
+0004F8 VR_15:00000000 00000000 00000000 00000000
+000508 VR_16:00000000 00000000 00000000 00000000
+000518 VR_17:00000000 00000000 00000000 00000000
+000528 VR_18:00000000 00000000 00000000 00000000
+000538 VR_19:00000000 00000000 00000000 00000000
+000548 VR_20:00000000 00000000 00000000 00000000
+000558 VR_21:00000000 00000000 00000000 00000000
+000568 VR_22:00000000 00000000 00000000 00000000
+000578 VR_23:00000000 00000000 00000000 00000000
+000588 VR_24:00000000 00000000 00000000 00000000
+000598 VR_25:00000000 00000000 00000000 00000000
+0005A8 VR_26:00000000 00000000 00000000 00000000
+0005B8 VR_27:00000000 00000000 00000000 00000000
+0005C8 VR_28:00000000 00000000 00000000 00000000
+0005D8 VR_29:00000000 00000000 00000000 00000000
+0005E8 VR_30:00000000 00000000 00000000 00000000
+0005F8 VR_31:00000000 00000000 00000000 00000000
+000CE0 ABCC:00000000 HRC:00000000 RSM_SF_FMT:00
+000CE9 RSM_PH_CALLEE_FMT:00 SV1_FMT:00 RSM_PH_CALLEE:00000000
+000CF0 INT_FCN_EP:00000000 HDL_SF_FMT:00 HDL_PH_CALLEE_FMT:00
+000CF6 SV2_FMT:00 HDL_PH_CALLEE:00000000

CIBH: 2160E430
+000000 EYE:CIBH BACK:00000000 FRWD:21D72B28
+000010 PTR_CIB:21D72618 FLAG1:C5 ERROR_LOCATION_FLAGS:3F
+000018 HDLQ:00000000 STATE:00000000 PRM_DESC:00000000
+000024 PRM_PREFIX:00000000
+000028 PRM_LIST:21D72630 21D726F8 21D72704 2160EA7C
+000038 PARM_DESC:00000000 PARM_PREFIX:00000000
+000040 PARM_LIST:21D726F4 21D72618 21D72704 2160EA7C FUN:00000067
+000054 CIB_SIZ:010C CIB_VER:0004 FLG_5:48 FLG_6:23
+00005A FLG_7:04 FLG_8:00 FLG_1:00 FLG_2:00 FLG_3:00
+00005F FLG_4:05 ABCD:940C9000 ABRC:00000009
+000068 OLD_COND_64:00030C89 59C3C5C5 (CEE3209S)
+000070 OLD_MIB:00000002 COND_64:00030C89 59C3C5C5 (CEE3209S)
+00007C MIB:00000002 PL:216012E0 SV2:21D71248
+000088 SV1:21D71248 INT:21600A7A MID:00000003
+000094 HDL_SF:21617660 HDL_EPT:21694FC8 HDL_RST:00000000
+0000A0 RSM_SF:21D71248 RSM_POINT:21600A7C RSM_MACHINE:2160E878
+0000B0 COND_DEFAULT:00000003 Q_DATA_TOKEN:2160E568 FDBK:00000000
+0000BC ABNAME:..... BBRANCH_OFFSET:00000000
+000220 BBRANCH_STMTID:..... BBRANCH_STMTLEN:0000

```

Figure 29. Example of formatted output from LEDATA VERBEXIT (Part 14 of 18)

```

Machine State
+000248 MCH_EYE:ZMCH
+000250 GPR00:00000000 GPR01:A1C37730
+000258 GPR02:21D71305 GPR03:216000FA
+000260 GPR04:21D71302 GPR05:21600ED0
+000268 GPR06:00000000 GPR07:00000001
+000270 GPR08:00000030 GPR09:80000000
+000278 GPR10:A1D2E8B2 GPR11:A1692F48
+000280 GPR12:21616BB8 GPR13:21D71248
+000288 GPR14:A1600A66 GPR15:00000012
+000290 PSW:078D2400 A1600A7C
+000298 ILC:0002 IC1:00 IC2:09 PFT:00000000
+0002A0 FLT_0:4DC5E627 A27BCEFF FLT_2:00000000 00000000
+0002B0 FLT_4:00000000 00000000 FLT_6:00000000 00000000
+0002EC INT_SF:21D71248 FLAGS:60 EXT:00000000 BEA:21BDB818
+000308 SAVSTACK_ASYNC_PTR:00000000
+000318 FLT_1:00000000 00000000
+000320 FLT_3:00000000 00000000
+000328 FLT_5:00000000 00000000
+000330 FLT_7:00000000 00000000
+000338 FLT_8:00000000 00000000 FLT_9:00000000 00000000
+000348 FLT_10:00000000 00000000 FLT_11:00000000 00000000
+000358 FLT_12:00000000 00000000 FLT_13:00000000 00000000
+000368 FLT_14:00000000 00000000 FLT_15:00000000 00000000
+000378 FPC:00000000 APF_FLAGS:00
+000388 GPR_H00:00000000 GPR_H01:00000000
+000390 GPR_H02:00000000 GPR_H03:00000000
+000398 GPR_H04:00000000 GPR_H05:00000000
+0003A0 GPR_H06:00000000 GPR_H07:00000000
+0003A8 GPR_H08:00000000 GPR_H09:00000000
+0003B0 GPR_H10:00000000 GPR_H11:00000000
+0003B8 GPR_H12:00000000 GPR_H13:00000000
+0003C0 GPR_H14:00000000 GPR_H15:00000011
+0003C8 AR00:00000000 AR01:00000000
+0003D0 AR02:00000000 AR03:00000000
+0003D8 AR04:00000000 AR05:00000000
+0003E0 AR06:00000000 AR07:00000000
+0003E8 AR08:00000000 AR09:00000000
+0003F0 AR10:00000000 AR11:00000000
+0003F8 AR12:00000000 AR13:00000000
+000400 AR14:00000000 AR15:00000000
+000408 VR_0:00000000 00000000 00000000 00000000
+000418 VR_1:00000000 00000000 00000000 00000000
+000428 VR_2:00000000 00000000 00000000 00000000
+000438 VR_3:00000000 00000000 00000000 00000000
+000448 VR_4:00000000 00000000 00000000 00000000
+000458 VR_5:00000000 00000000 00000000 00000000
+000468 VR_6:00000000 00000000 00000000 00000000
+000478 VR_7:00000000 00000000 00000000 00000000
+000488 VR_8:00000000 00000000 00000000 00000000
+000498 VR_9:00000000 00000000 00000000 00000000
+0004A8 VR_10:00000000 00000000 00000000 00000000
+0004B8 VR_11:00000000 00000000 00000000 00000000
+0004C8 VR_12:00000000 00000000 00000000 00000000
+0004D8 VR_13:00000000 00000000 00000000 00000000
+0004E8 VR_14:00000000 00000000 00000000 00000000
+0004F8 VR_15:00000000 00000000 00000000 00000000
+000508 VR_16:00000000 00000000 00000000 00000000
+000518 VR_17:00000000 00000000 00000000 00000000
+000528 VR_18:00000000 00000000 00000000 00000000
+000538 VR_19:00000000 00000000 00000000 00000000
+000548 VR_20:00000000 00000000 00000000 00000000
+000558 VR_21:00000000 00000000 00000000 00000000
+000568 VR_22:00000000 00000000 00000000 00000000
+000578 VR_23:00000000 00000000 00000000 00000000
+000588 VR_24:00000000 00000000 00000000 00000000
+000598 VR_25:00000000 00000000 00000000 00000000
+0005A8 VR_26:00000000 00000000 00000000 00000000
+0005B8 VR_27:00000000 00000000 00000000 00000000
+0005C8 VR_28:00000000 00000000 00000000 00000000
+0005D8 VR_29:00000000 00000000 00000000 00000000
+0005E8 VR_30:00000000 00000000 00000000 00000000
+0005F8 VR_31:00000000 00000000 00000000 00000000
+000CE0 ABCC:00000000 HRC:00000000 RSM_SF_FMT:00
+000CE9 RSM_PH_CALLEE_FMT:00 SV1_FMT:00 RSM_PH_CALLEE:00000000
+000CF0 INT_FCN_EP:00000000 HDL_SF_FMT:00 HDL_PH_CALLEE_FMT:00
+000CF6 SV2_FMT:00 HDL_PH_CALLEE:271D71030

CIB: 21D72618
+000000 EYE:CIB BACK:00000000 FRWD:00000000 SIZ:010C
+00000E VER:0004 PLAT_ID:00000000 COND_64:000300C6 59C3C5C5 (CEE0198S)
+000020 MIB:00000000 MACHINE:21D72728 OLD_COND_64:00030C89 59C3C5C5 (CEE3209S)
+000030 OLD_MIB:00000002 FLG_1:00 FLG_2:00 FLG_3:00
+000037 FLG_4:04 HDL_SF:21D71030 HDL_EPT:21694FC8
+000040 HDL_RST:00000000 RSM_SF:21D71248 RSM_POINT:21600A7C
+00004C RSM_MACHINE:2160E878 COND_DEFAULT:00000003
+000054 PH_CALLEE_SF:21D71130 HDL_SF_FMT:00 PH_CALLEE_SF_FMT:00
+00005A BBRANCH_STMTLEN:0000 BBRANCH_OFFSET:00000000
+000060 BBRANCH_STMTID:..... VSR:00000000 00000000
+000098 VSTOR:00000000 VRPSA:00000000 MCB:00000000
+0000A4 MRN:00000000 00000000 MFLAG:00 FLG_5:48 FLG_6:23
+0000B2 FLG_7:04 FLG_8:00 ABCD:940C9000 ABRC:00000009
+0000BC ABNAME:00000000 00000000 PL:216012E0 SV2:21D71248
+0000CC SV1:21D71248 INT:21600A7A Q_DATA_TOKEN:00000000
+0000D8 FDBK:00000000 FUN:00000067 TOKE:21D71030
+0000E4 MID:00000003 STATE:00000000 RTCC:FFFFFFFFC
+0000F0 PPAV:00000003 AB_TERM_EXIT:00000000 00000000
+0000FC SDWA_PTR:00000000 SIGNO:00000000 PPSD:2160EA90

```

Figure 30. Example of formatted output from LEDATA VERBEXIT (Part 15 of 18)

[13] Message Processing Control Blocks

```

CMXB: 216151A0
+000000 EYE:CMXB SIZE:0148  FLAGS:8000  DHEAD1:00016000
+00000C DHEAD2:00012000

MDST forward chain from CMXBDHEAD(1)

MDST: 00016000
+000000 EYE:MDST SIZE:0100  CTL:40      CEEDUMPLOC:00
+000008 NEXT:00012000  PREV:00000000  DDNAM:CEEDUMP

MDST: 00012000
+000000 EYE:MDST SIZE:0100  CTL:40      CEEDUMPLOC:00
+000008 NEXT:00000000  PREV:00016000  DDNAM:SYSOUT

MDST back chain from CMXBDHEAD(2)

MDST: 00012000
+000000 EYE:MDST SIZE:0100  CTL:40      CEEDUMPLOC:00
+000008 NEXT:00000000  PREV:00016000  DDNAM:SYSOUT

MDST: 00016000
+000000 EYE:MDST SIZE:0100  CTL:40      CEEDUMPLOC:00
+000008 NEXT:00012000  PREV:00000000  DDNAM:CEEDUMP

TMXB: 2160F048
+000000 EYE:TMXB MIB_CHAIN_PTR:22167028

MGF: 22167028
+000000 EYE:CMIB PREV:22131780  NEXT:22118380  SEQ:00000005
+000010 CTOK:00000BF7 41C3C5C5 (CEE3063I)

MGF: 22118380
+000000 EYE:CMIB PREV:22167028  NEXT:2160F080  SEQ:00000002
+000010 CTOK:00030C89 59C3C5C5 (CEE3209S)

MGF: 2160F080
+000000 EYE:CMIB PREV:22118380  NEXT:221315C0  SEQ:00000001
+000010 CTOK:00000DF6 41C3C5C5 (CEE3574I)

MGF: 221315C0
+000000 EYE:CMIB PREV:2160F080  NEXT:22131780  SEQ:00000003
+000010 CTOK:000301CE 59C3C5C5 (CEE0462S)

MGF: 22131780
+000000 EYE:CMIB PREV:221315C0  NEXT:22167028  SEQ:00000004
+000010 CTOK:000101C7 49C3C5C5 (CEE0455W)

```

[14] Information for enclave main

[15] Information for thread 27ACD20000000000
PCB Address: 21615320
TCB Address: 008E6968

[16] Registers and PSW:
GPR0..... 00000000_84000000 GPR1..... 00000000_84000FC7 GPR2..... 00000000_21D72618 GPR3..... 00000000_00020009
GPR4..... 00000000_216CEA88 GPR5..... 00000000_216D9C32 GPR6..... 00000000_21615320 GPR7..... 00000000_2160E430
GPR8..... 00000000_21D72618 GPR9..... 00000000_21D721AC GPR10..... 00000000_21D72D1F GPR11..... 00000000_A16D9B58
GPR12..... 00000000_216168B8 GPR13..... 00000000_21D74E18 GPR14..... 00000000_A16D9B8E GPR15..... 00000000_00000000
PSW..... 078D1400 A16D9C32

Figure 31. Example of formatted output from LEDATA VERBEXIT (Part 16 of 18)

```

[17] Traceback:
      DSA Entry      E Offset Statement Load Mod      Program Unit      Service Status
      1 CEEHSDMP    +000000DA      CEEHSDMP      D1D04 Call
      2 CEEHSDSP    +00003EBA      CEEHSDSP      D1D04 Call
      3 main        +000009BA      Exception
      4 EDCZMINV     +000000C0      Call
      5 CEEBBEXT    +000001C4      CEEBBEXT      D1D04 Call

      DSA DSA Addr E Addr PU Addr PU Offset Comp Date Compile Attributes
      1 21D74E18 216D9B58 216D9B58 +000000DA 20100324 CEL POSIX
      2 21D71D20 216C9CC8 216C9CC8 +00003EBA 20100324 CEL POSIX
      3 21D71248 216000C0 216000C0 +000009BA 20070105 C/C++ POSIX EBCDIC HFP
      4 21D71130 21D2E8BE 21D2E8BE +000000C0 20100324 LIBRARY POSIX
      5 21D71030 21692F48 21692F48 +000001C4 20100324 CEL POSIX

[18] Control Blocks Associated with the Thread:
      Thread Synchronization Queue Element (SQL): 2160F178
      +000000 2160F178 00000000 DDF18288 00000000 00000000 00000000 00000000 00000000 00000000 | .....1bh.....|
      +000020 2160F198 21616BB8 00000000 00000000 00000000 00000000 00000000 00000000 00000000 | ./.....|

[19] Enclave Control Blocks:
      Mutex and Condition Variable Blocks (MCVB+MHT+CHT): 21EA4018
      +000000 21EA4018 00008F50 21EA4044 000003F8 00001FC0 00000000 21D705D0 21EA4444 00000F08 | ...&...8.....P.....8|
      +000020 21EA4038 000007C0 00000000 21D705E8 00000000 00000000 00000000 00000000 00000000 | .....P.Y.....|
      +000040 21EA4058 00000000 00000000 00000000 00000000 00000000 00000000 00000000 00000000 | .....|

      Thread Synchronization Enclave Latch Table (EPALT): 21EA4544
      +000000 21EA4544 00000000 00000000 00000000 00000000 00000000 00000000 00000000 00000000 | .....|
      +000020 21EA4564 - +00055F 21EA4AA3 same as above 00000000 00000000 00000000 00000000 | .....|
      +000560 21EA4AA4 00000000 00000000 00000000 00000000 A1796F08 00000000 00000000 00000000 | .....?.....|
      +000580 21EA4AC4 00000000 00000000 00000000 00000000 00000000 00000000 00000000 00000000 | .....|
      +0005A0 21EA4AE4 - +00061F 21EA4B63 same as above 00000000 00000000 00000000 00000000 | .....|
      +000620 21EA4B64 00000000 00000000 00000000 00000000 00000000 A1796F08 00000000 | .....?.....|
      +000640 21EA4B84 00000000 00000000 00000000 00000000 00000000 00000000 00000000 00000000 | .....|
      +000660 21EA4BA4 - +0009FF 21EA4F43 same as above 00000000 00000000 00000000 00000000 | .....|

      Thread Synchronization Trace Block (OTRB): 21EA4000
      +000000 21EA4000 21E9C000 00000018 000007FF 21E9C000 A0000000 A0000000 00008F50 21EA4044 | .Z.....Z.....&..|

      Thread Synchronization Trace Table (OTRBL): 21E9C000
      +000000 21E9C000 0000C7D3 40E2F140 21EA49E0 00000001 220C5BD8 40404040 00000000 DE9F0E88 | ..GL S1 .....$Q .....h|
      +000020 21E9C020 0002D9D3 40E2F240 21EA49E0 00000000 21616BB8 220C4D78 808E66C0 DE9F0E88 | ..RL S2 ...../.....(.....h|
      +000040 21E9C040 0004C7D3 40C1F140 21EA49E0 00000001 220C5BD8 220C4D78 40000001 DE9F0E88 | ..GL A1 .....$Q..(.....h|
      +000060 21E9C060 0006C7D3 40E2F140 21EA49E0 00000000 21616BB8 40404040 00000000 DDF18288 | ..GL S1 ...../.....1bh|
      +000080 21E9C080 0008D9D3 40E2F240 21EA49E0 00000002 220E8BD8 2160F178 808E68E0 DDF18288 | ..RL S2 .....Q.-1.....1bh|
      +0000A0 21E9C0A0 000AC7D3 40E2F140 21EA49E0 00000002 220E8BD8 40404040 00000000 DDF18288 | ..GL S1 .....Q.....1bh|
      +0000C0 21E9C0C0 000CC7D3 40C1F140 21EA49E0 00000000 21616BB8 2160F178 40000201 DDF18288 | ..GL A1 ...../.....-1.....1bh|
      +0000E0 21E9CE00 000E09D3 40E2F240 21EA49E0 00000000 21616BB8 220E7D78 808E64A0 DDF18288 | ..RL S2 ...../.....1bh|
      +000100 21E9C100 0010C7D3 40E2F140 21EA49E0 00000000 21616BB8 40404040 00000000 DDF18288 | ..GL S1 ...../.....1bh|
      +000120 21E9C120 0012C7D3 40C1F140 21EA49E0 00000002 220E8BD8 220E7D78 40000001 DDF18288 | ..GL A1 .....Q.....1bh|
      +000140 21E9C140 0014D9D3 40E2F240 21EA49E0 00000002 220E8BD8 2160F178 808E68E0 DDF18288 | ..RL S2 .....Q.-1.....1bh|
      +000160 21E9C160 0016C7D3 40C1F140 21EA49E0 00000000 21616BB8 2160F178 40000201 DDF18288 | ..GL A1 ...../.....-1.....1bh|
      +000180 21E9C180 00000000 00000000 00000000 00000000 00000000 00000000 00000000 00000000 | .....|
      +0001A0 21E9C1A0 - +007FFF 21EA3FFF same as above 00000000 00000000 00000000 00000000 | .....|

      HEAPCHK Option Control Block (HCOP): 21D6D0D0
      +000000 21D6D0D0 C8C3D6D7 00000048 00000001 00000000 00000000 0000000A 0000000A AAAAAAAA | HCOP.....|
      +000020 21D6D0F0 2212C028 21D6D118 21EAF028 00000000 00000000 AAAAAAAA 00000400 00000000 | .....0J...0.....|
      +000040 21D6D110 00000000 00000000 C8C3C63 00000200 00000000 AAAAAAAA AAAAAAAA AAAAAAAA | .....HCFT.....|

      HEAPCHK Element Table (HCEL) for Heapid 22118244 :
      Header: 2212C028
      +000000 2212C028 C8C3C5D3 21D6E228 00000000 22118244 000001F4 00000001 00000001 00000000 | HCEL.OS.....b...4.....|
      Address Seg Addr Length Address Seg Addr Length

      Table: 2212C048
      +000000 2212C048 2212B020 2212B000 000002A8 22118280 00000000 00000000 00000000 00000000 | .....y..b.....|

      HEAPCHK Element Table (HCEL) for Heapid 00000000 :
      Header: 21D6E228
      +000000 21D6E228 C8C3C5D3 00000000 2212C028 00000000 000001F4 00000005 00000005 00000000 | HCEL.....4.....|
      Address Seg Addr Length Address Seg Addr Length

      Table: 21D6E248
      +000000 21D6E248 21D91038 21D91018 00001030 21D70190 21D92068 21D91018 00000828 21D70258 | .R...R.....P...R...R.....P..|
      +000020 21D6E268 21D92890 21D91018 00000CD0 21D70330 21D93560 21D91018 00002030 21D70460 | .R...R.....P...R.-R.....P.-|
      +000040 21D6E288 21D95590 21D91018 00000CD0 22118128 00000000 00000000 00000000 00000000 | .R...R.....a.....|

```

Figure 32. Example of formatted output from LEDATA VERBEXIT (Part 17 of 18)

```

[20] Language Environment Trace Table:

      Most recent trace entry is at displacement: 004C80

Displacement Trace Entry in Hexadecimal                                     Trace Entry in EBCDIC
-----
+000000 Time 20.52.49.708056 Date 2010.04.28 Thread ID... 27ACD20000000000
+000010 Member ID.... 03 Flags..... 000000 Entry Type.... 00000001
+000018 94818995 40404040 40404040 40404040 40404040 40404040 40404040 |main
+000038 60606E4D F0F8F55D 40979989 95A3864D 5D404040 40404040 40404040 |-->(085) printf()
+000058 40404040 40404040 40404040 40404040 40404040 40404040 40404040 |
+000078 40404040 40404040

+000080 Time 20.52.49.714771 Date 2010.04.28 Thread ID... 27ACD20000000000
+000090 Member ID.... 03 Flags..... 000000 Entry Type.... 00000002
+000098 4C60604D F0F8F55D 40D9F1F5 7EF0F0F0 F0F0F0F0 C540C5D9 D9D5D67E F0F0F0F0 |<--(085) R15=0000000E ERRNO=0000
+0000B8 F0F0F0F0 00000000 00000000 00000000 00000000 00000000 00000000 |0000.....
+0000D8 00000000 00000000 00000000 00000000 00000000 00000000 00000000 |.....
+0000F8 00000000 00000000

+000100 Time 20.52.49.714774 Date 2010.04.28 Thread ID... 27ACD20000000000
+000110 Member ID.... 03 Flags..... 000000 Entry Type.... 00000003
+000118 94818995 40404040 40404040 40404040 40404040 40404040 40404040 |main
+000138 60606E4D F1F5F55D 4097A388 99858184 6D94A4A3 85A76D89 9589A34D 5D404040 |-->(155) pthread_mutex_init()
+000158 40404040 40404040 40404040 40404040 40404040 40404040 40404040 |
+000178 40404040 40404040

+000180 Time 20.52.49.714781 Date 2010.04.28 Thread ID... 27ACD20000000000
+000190 Member ID.... 03 Flags..... 000000 Entry Type.... 00000004
+000198 4C60604D F1F5F55D 40D9F1F5 7EF0F0F0 F0F0F0F0 F040C5D9 D9D5D67E F0F0F0F0 |<--(155) R15=00000000 ERRNO=0000
+0001B8 F0F0F0F0 40C5D9D9 D5D6F27E F0F0F0F0 F0F0F0F0 00000000 00000000 00000000 |0000 ERRNO2=00000000.....
+0001D8 00000000 00000000 00000000 00000000 00000000 00000000 00000000 |.....
+0001F8 00000000 00000000

:

+004B80 Time 20.52.52.593917 Date 2010.04.28 Thread ID... 27ACD20000000000
+004B90 Member ID.... 03 Flags..... 000000 Entry Type.... 00000002
+004B98 4C60604D F0F8F55D 40D9F1F5 7EF0F0F0 F0F0F0F2 F140C5D9 D9D5D67E F0F0F0F0 |<--(085) R15=00000021 ERRNO=0000
+004BB8 F0F0F0F0 00000000 00000000 00000000 00000000 00000000 00000000 |0000.....
+004BD8 00000000 00000000 00000000 00000000 00000000 00000000 00000000 |.....
+004BF8 00000000 00000000

+004C00 Time 20.52.52.593918 Date 2010.04.28 Thread ID... 27ACD20000000000
+004C10 Member ID.... 03 Flags..... 000000 Entry Type.... 00000001
+004C18 A3889985 81846D83 93858195 A4974040 40404040 40404040 40404040 |thread_cleanup
+004C38 60606E4D F0F8F55D 40979989 95A3864D 5D404040 40404040 40404040 |-->(085) printf()
+004C58 40404040 40404040 40404040 40404040 40404040 40404040 40404040 |
+004C78 40404040 40404040

+004C80 Time 20.52.52.593920 Date 2010.04.28 Thread ID... 27ACD20000000000
+004C90 Member ID.... 03 Flags..... 000000 Entry Type.... 00000002
+004C98 4C60604D F0F8F55D 40D9F1F5 7EF0F0F0 F0F0F0F2 C140C5D9 D9D5D67E F0F0F0F0 |<--(085) R15=0000002A ERRNO=0000
+004CB8 F0F0F0F0 00000000 00000000 00000000 00000000 00000000 00000000 |0000.....
+004CD8 00000000 00000000 00000000 00000000 00000000 00000000 00000000 |.....
+004CF8 00000000 00000000

[21] Process Control Blocks:

      Thread Synchronization Process Latch Table (PPALT): 21EA4F44
      +000000 21EA4F44 00000000 00000000 00000000 00000000 00000000 00000000 |.....
      +000020 21EA4F44 - +0009FF 21EA5943 same as above

[22] No PIPICB associated with CAA at address : 21616BB8

:

      Exiting Language Environment Data

```

Figure 33. Example of formatted output from LEDATA VERBEXIT (Part 18 of 18)

Sections of the Language Environment LEDATA VERBEXIT formatted output

The sections of the output listed in Table 22 on page 105 appear independently of the Language Environment-conforming languages used.

Table 22. Contents of the LEDATA VERBEXIT formatted output	
Section number and heading	Contents
[1] - [9] Summary:	The following sections are included when the SUMMARY parameter is specified on the LEDATA invocation.
[1] Summary Header	Contains the following information: <ul style="list-style-type: none"> Address of Thread control block (TCB) Release number Address Space ID (ASID)
[2] Active Members List	List of active members is extracted from the enclave member list (MEML)
[3] CEECAA	Formats the contents of the Language Environment common anchor area (CAA). See “Common Anchor Area” on page 66 for a description of the fields in the CAA.
[4] CEEDLLF	Formats the contents of all Language Environment CEEDLLF (DLLF) control blocks that are in use. See CEEDLLF — DLL failure control block in <i>z/OS Language Environment Vendor Interfaces</i> for more information about the CEEDLLF control block chain.
[5] CEEPCB	Formats the contents of the Language Environment process control block (PCB), and the process level member list.
[6] CEERCB	Formats the contents of the Language Environment region control block (RCB).
[7] CEEEDB	Formats the contents of the Language Environment enclave data block (EDB), and the enclave level member list.

Table 22. Contents of the LEDATA VERBEXIT formatted output (continued)

Section number and heading	Contents
[8] PMCB	Formats the contents of the Language Environment program management control block (PMCB).
[9] Runtime Options	Lists the runtime options in effect at the time of the dump, and indicates where they were set.
[10] Heap Storage Control Blocks	<p>This section is included when the HEAP or SM parameter is specified on the LEDATA invocation. It formats the Enclave-level storage management control block (ENSM) and for each different type of heap storage:</p> <ul style="list-style-type: none"> • Heap control block (HPCB) • Chain of heap anchor blocks (HANC). A HANC immediately precedes each segment of heap storage. <p>This section includes a detailed heap segment report for each segment in the dump. For more information about the detailed heap segment report, see “Understanding the HEAP LEDATA output” on page 109.</p> <p>When HEAPPOLLS is ON, this section also includes a detailed heap pools report. For more information about the detailed heap pools report, see “Understanding the heap pools LEDATA output” on page 113.</p>
[11] Stack Storage Control Blocks	<p>This section is included when the STACK or SM parameter is specified on the LEDATA invocation; it formats:</p> <ul style="list-style-type: none"> • Storage management control block (SMCB) • Chain of dynamic save areas (DSA). See “Upward-growing (non-XPLINK) stack frame section” on page 64 or “Downward-growing (XPLINK) stack frame section” on page 65 for a description of the fields in the DSA. • Chain of stack segment headers (STKH). An STKH immediately precedes each segment of stack storage.
[12] Condition Management Control Blocks	This section is included when the CM parameter is specified on the LEDATA invocation; it formats the chain of Condition Information Block Headers (CIBH) and Condition Information Blocks. The Machine State Information Block is contained with the CIBH starting with the field labeled MCH_EYE. See “Condition information block” on page 77 for a description of fields in these control blocks.
[13] Message Processing Control Blocks	This section is included when the MH parameter is specified on the LEDATA invocation.
[14]-[17] NTHREADS information:	One or more instances of these sections are included when the NTHREADS() parameter is specified on the LEDATA invocation. For a description of NTHREADS, see “Report type parameters” on page 87 .
[14] - [21] CEEDUMP Formatted Control Blocks:	These sections are included when the CEEDUMP parameter is specified on the LEDATA invocation.
[14] Enclave Identifier	Names the enclave for which information is provided.
[15] Information for thread	Shows the system identifier for the thread. Each thread has a unique identifier.
[16] Registers and PSW	Displays the register and program status word (PSW) values that were used to create the traceback. These values may come from the TCB, the RTM2 work area, a linkage stack entry or output from the BPXGMSTA service. This section is not displayed when the DSA() parameter is specified on the LEDATA invocation.

Table 22. Contents of the LEDATA VERBEXIT formatted output (continued)

Section number and heading	Contents
[17] Traceback	<p>For all active routines in a particular thread, the traceback section shows routine information in two parts. The first part contains the following items:</p> <ul style="list-style-type: none"> • DSA number: A number assigned to the information for this active routine by dump processing. The number is used to associate information from the first part of the traceback with information in the second part of the traceback. • Entry: For COBOL, Fortran, and PL/I routines, this is the entry point name. For C/C++ routines, this is the function name. If a function name or entry point was not specified for a particular routine, the string *** NoName *** will appear. • Entry point offset • Statement number: This field contains no Language Environment data. • Load module • Program unit: The primary entry point of the external procedure. For COBOL programs, this is the PROGRAM-ID name. For C, Fortran, and PL/I routines, this is the compile unit name. For Language Environment-conforming assemblers, this is the EPNAME = value on the CEEPPA macro. • Service level: The latest service level applied to the compile unit (for example, for IBM products, it would be the PTF number). <ul style="list-style-type: none"> – If the service level string is equal or less than 7 bytes, all of the string will be output. – If the service level string is longer than 7 bytes, the Service column will only show the first 7 bytes of the service string, and the full service string will be shown in section of Full Service Level with max length of 64 bytes. • Status: Routine status can be call, exception, or running. <p>The second part contains the following items:</p> <ul style="list-style-type: none"> • DSA number <p>A number assigned to the information for this active routine by dump processing. The number is used to associate information from the first part of the traceback with information in the second part of the traceback.</p> • Stack frame (DSA) address • Entry point address • Program unit address • Program unit offset: The offset of the last instruction to run in the routine. If the offset is a negative number, zero, or a very large positive number, the routine associated with the offset probably did not allocate a save area, or the routine could have been called using SVC-assisted linkage. Adding the program unit address to the offset gives you the location of the current instruction in the routine. This offset is from the starting address of the routine. • Compile Date: Contains the year, month and day in which the routine was compiled. • Attributes: The available compilation attributes of the compile unit include: <ul style="list-style-type: none"> – A label identifying the LE-supported language such as COBOL, ENT PL/I, C/C++, and so on. – Compilation attributes such as EBCDIC, ASCII, IEEE, or hexadecimal floating point (HFP). The compilation attributes will only be displayed if there is enough information available. – POSIX, If the CEEDUMP was created under a POSIX environment. <p>The third part of the traceback, which is also referred to as the "Full Service Level" section, contains the following:</p> <ul style="list-style-type: none"> • DSA number • Entry • Service: The full service level string with max length of 64 bytes will be displayed here. <p>The fourth part of the traceback, which is also referred to as the "AMODE 31 and AMODE 64 DSA Anchor" section, contains the following:</p> <ul style="list-style-type: none"> • DSA number • Entry • Entry point address • Anchor DSA address
[18] Control Blocks Associated with the Thread	Lists the contents of the thread synchronization queue element (SQEL).
[19] Enclave Control Blocks	If the POSIX runtime option was set to ON, this section lists the contents of the mutex and condition variable control blocks, the enclave level latch table, and the thread synchronization trace block and trace table. If the HEAPCHK runtime option is set to ON, this section lists the contents of the HEAPCHK options control block (HCOP) and the HEAPCHK element tables (HCEL). A HEAPCHK element table contains the location and length of all allocated storage elements for a heap in the order that they were allocated.
[20] Language Environment Trace Table	If the TRACE runtime option was set to ON, this section shows the contents of the Language Environment trace table.
[21] Process Control Blocks	If the POSIX runtime option was set to ON, this section lists the contents of the process level latch table.
[22] Preinitialization Information	This section is included when the PTBL parameter is specified on the LEDATA invocation. This section formats information related to preinitialization. See PTBL LEDATA output for more information. If the preinitialization service CEEPIPI was not used to initialize this environment, the message: No PIPICB associated with CAA is displayed instead.

PTBL LEDATA output

The VERBEXIT LEDATA command generates formatted output of PreInit tables when the PTBL or ALL parameter are specified. If ALL is specified, PTBL defaults to CURRENT value. The following sample illustrates the output produced when the VERBEXIT LEDATA command is invoked with the PTBL parameter.

```
PTBL (CURRENT)
*****
                        LANGUAGE ENVIRONMENT DATA
```

Language Environment Product 04 V01 R09.00

PreInitialization Programming Interface Trace Data

CEEPIPI Environment Table Entry and Trace Entry :

Active CEEPIPI Environment (Address 20905CB0)

Eyecatcher : CEEIPTB

TCB address : 008D6E88

CEEPIPI Environment :

Non-XPLINK Environment

Environment Type : MAIN

Sequence of Calls not active

Exits not established

Signal Interrupt Routines not registered

Service Routines are not active

CEEPIPI Environment Enclave Initialized

Number of CEEPIPI Table Entries = 3

CEEPIPI Table Entry Information :

CEEPIPI Table Index 0 (Entry 1)

Routine Name = ISJPPCA3

Routine Type = C/C++

Routine Entry Point = A0910530

Routine Function Pointer = A0910620

Routine Entry is Non-XPLINK

Routine was loaded by Language Environment

Routine Address was resolved

Routine Function Descriptor was valid

Routine Return Code = 0

Routine Reason Code =

0

Entry of routine in CEEPIPI Table for Index 0

(20905DB8)

```
+000000 20905DB8 A0910620 20919B30 80000000 00000000 00000000 00000000 00000000 00000000
|.j...j.....|
+000020 20905DD8 00000000 00000000 00000000 A0910530 00000003 209197D8 00000003 20910530
|.j...j.....jpQ....j..|
+000040 20905DF8 A0910530 00009AD0 C9E2D1D7 D7C3C1F3 00000000 00000000 00000000 00000000
|.j.....ISJPPCA3.....|
```

CEEPIPI Table Index 1 (Entry 2) not in use.

CEEPIPI Table Index 2 (Entry 3) not in use.

CEEPIPI Trace Table

Entries :

Call Type =

INIT_MAIN

PIPI Driver Address =

A090068A

Load Service Return Code =

0

Load Service Reason Code =

0

Most Recent Return Code =

0

Most Recent Reason Code =

0

An ABEND will be issued if storage can not be obtained

PreInit Environment will not allow EXEC CICS

commands

Service RC = 0 :A new environment was

initialized.

Call Type =

ADD_ENTRY

Routine Table Index =

1

Routine Name =

ISJPPCA1

Routine Address =

A0FCC548

Load Service Return Code =


```

0      Load Service Reason Code      =
3      Service RC = 0 :The routine was added to the PreInit
table.

      Call Type =
IDENTIFY_ENTRY
      Routine Table Index      =
1      Routine Programming Language = C/C+
+      Service RC = 0 :The programming language has been
returned.

      Call Type =
CALL_MAIN
      Routine Table Index      =
1      Enclave Return Code      = 0
      Enclave Reason Code       = 0
      Routine Feedback Code      = 0000000000000000
      Service RC = 0 :The environment was activated and the routine called.

      Call Type = DELETE_ENTRY
      Routine Table Index      = 1
      Routine Name = ISJPPCA1
      Routine Address = A0FCC548
      Service RC = 0 :The routine was deleted from the PreInit table.

      Call Type = CALL_MAIN
      Routine Table Index      = 0
      Enclave Return Code      = 0
      Enclave Reason Code       = 0
      Routine Feedback Code      = 0000000000000000
      Service RC = 0 :The environment was activated and the routine called.

Exiting Language Environment Data

```

When nested CEEPIPI main-DP environments are present, two new items will appear after the TCB address:

- Address of the CEEPIPI environment (PTBL) that called the currently displayed CEEPIPI environment.
- Saved register 13 value. This is the address of the DSA for the Language Environment routine called from the assembler CEEPIPI driver.

The following is an example:

```

:
: Eyecatcher : CEEXPITB
: TCB address : xxxxxxxx
: Caller PTBL : xxxxxxxx
: Saved R13   : xxxxxxxx
:
:

```

Understanding the HEAP LEDATA output

The Language Environment IPCS VERBEXIT LEDATA generates a detailed heap segment report when the HEAP option is used with the DETAIL option, or when the SM,DETAIL option is specified. The detailed heap segment report is useful when trying to pinpoint damage because it provides very specific information. The report describes the nature of the damage, and specifies where the actual damage occurred. The report can also be used to diagnose storage leaks, and to identify heap fragmentation. The following example illustrates the output produced by specifying the HEAP option. “Heap report sections of the LEDATA output” on page 111 describes the information contained in the formatted output. For easy reference, the sections of the dump are numbered to correspond with the description of each section that follows in Table 23 on page 112. Ellipses are used to summarize some sections of the dump.

Note: Language Environment does not provide support for alternative Vendor Heap Manager (VHM) data. LEDATA verb exit will state that an alternative VHM is in use.

```

IP VERBEXIT LEDATA 'HEAP'
*****
***** LANGUAGE ENVIRONMENT DATA *****
*****
Language Environment Product: 04 V01 R02.00
*****
Heap Storage Control Blocks

```

```

    ENSM: 00014D30
+0000A8 ENSM_ADDL_HEAP:259B1120

User Heap Control Blocks

    HPCB: 00014D48
+000000 EYE_CATCHER:HPCB FIRST:25995000 LAST:25995000

    HANC: 25995000
+000000 EYE_CATCHER:HANC NEXT:00014D48 PREV:00014D48
+00000C HEAPID:00000000 SEG_ADDR:25995000 ROOT_ADDR:259950B0
+000018 SEG_LEN:00000000 ROOT_LEN:00007F50

This is the last heap segment in the current heap.

[1]Free Storage Tree for Heap Segment 25995000

Depth      Node      Node      Parent      Left      Right      Left      Right
   0      Address    Length    Node        Node        Node        Length    Length
        259950B0    00007F50 00000000    00000000    00000000    00000000    00000000

[2]Map of Heap Segment 25995000

To display entire segment: IP LIST 25995000 LEN(X'00008000') ASID(X'0021')

25995020: Allocated storage element, length=00000038. To display: IP LIST 25995020 LEN(X'00000038') ASID(X'0021')
25995028: C3C4D3D3 00000000 40000000 00000000 24700F98 24703F70 25993870 00000490 |CDLL.....q.....I.....|

25995058: Allocated storage element, length=00000038. To display: IP LIST 25995058 LEN(X'00000038') ASID(X'0021')
25995060: C3C4D3D3 25995028 80000000 00000000 247006F0 24700770 2471CEB0 00000150 |CDLL.i&.....0.....&|

25995090: Allocated storage element, length=00000010. To display: IP LIST 25995090 LEN(X'00000010') ASID(X'0021')
25995098: 259ADB88 00000000 |.....|

259950A0: Allocated storage element, length=00000010. To display: IP LIST 259950A0 LEN(X'00000010') ASID(X'0021')
259950A8: 259ADBE0 00000000 |.....|

259950B0: Free storage element, length=00007F50. To display: IP LIST 259950B0 LEN(X'00007F50') ASID(X'0021')

Summary of analysis for Heap Segment 25995000:

Amounts of identified storage: Free:00007F50 Allocated:00000090 Total:00007FE0
Number of identified areas : Free: 1 Allocated: 4 Total: 5
00000000 bytes of storage were not accounted for.
No errors were found while processing this heap segment.
This is the last heap segment in the current heap.

Anywhere Heap Control Blocks

    HPCB: 00014D78
+000000 EYE_CATCHER:HPCB FIRST:24A91000 LAST:259C2000

    HANC: 24A91000
+000000 EYE_CATCHER:HANC NEXT:25993000 PREV:00014D78
+00000C HEAPID:00014D78 SEG_ADDR:24A91000 ROOT_ADDR:00000000
+000018 SEG_LEN:00F00028 ROOT_LEN:00000000

Free Storage Tree for Heap Segment 24A91000

The free storage tree is empty.

```

```

Map of Heap Segment 24A91000

To display entire segment: IP LIST 24A91000 LEN(X'00F00028') ASID(X'0021')

24A91020: Allocated storage element, length=00F00008. To display: IP LIST 24A91020 LEN(X'00F00008') ASID(X'0021')
24A91028: B035F608 B2C00001 24ABED80 00000000 03000000 00000001 94818995 40404040 |..6Q...a.....main|

Summary of analysis for Heap Segment 24A91000:
Amounts of identified storage: Free:00000000 Allocated:00F00008 Total:00F00008
Number of identified areas : Free: 0 Allocated: 1 Total: 1
00000000 bytes of storage were not accounted for.
No errors were found while processing this heap segment.

:

    HANC: 259AC000
+000000 EYE_CATCHER:HANC NEXT:259AF000 PREV:2599D000
+00000C HEAPID:00014D78 SEG_ADDR:259AC000 ROOT_ADDR:259AC020
+000018 SEG_LEN:00002000 ROOT_LEN:00000C30

Free Storage Tree for Heap Segment 259AC000

Depth      Node      Node      Parent      Left      Right      Left      Right
   0      Address    Length    Node        Node        Node        Length    Length
   1 259ADC48 000003B8 259AC020 00000000 00000000 00000000 00000000

Map of Heap Segment 259AC000

To display entire segment: IP LIST 259AC000 LEN(X'00002000') ASID(X'0021')

259AC020: Free storage element, length=00000C30. To display: IP LIST 259AC020 LEN(X'00000C30') ASID(X'0021')

259ACC50: Allocated storage element, length=00000728. To display: IP LIST 259ACC50 LEN(X'00000728') ASID(X'0021')
259ACC58: D3D3E340 071C0001 00000000 00000000 00000000 00000003 00000040 20010003 |LLT .....|

259AD378: Allocated storage element, length=00000080. To display: IP LIST 259AD378 LEN(X'00000080') ASID(X'0021')
259AD380: 00000000 00000000 247006F0 247006F0 000008A8 2471CEB0 00000000 00000001 |.....0...0...y.....|

259AD3F8: Allocated storage element, length=00000068. To display: IP LIST 259AD3F8 LEN(X'00000068') ASID(X'0021')
259AD400: C5E3C3E2 00000007 00000000 25993870 247971E0 25993870 A4797478 |ETCS.....i..u.....x..u...|

259AD460: Allocated storage element, length=00000728. To display: IP LIST 259AD460 LEN(X'00000728') ASID(X'0021')
259AD468: C3D3D3E3 071C0001 00000000 00000000 00000000 00000001 00000040 60010005 |CLLT.....|

259ADB88: Allocated storage element, length=00000028. To display: IP LIST 259ADB88 LEN(X'00000028') ASID(X'0021')
259ADB90: 180F58FF 001007FF 24700AB8 2471CEB0 2479A6E8 FFFFFFFF 247006F0 259AD380 |.....wY.....0..L..|

259ADB00: Allocated storage element, length=00000028. To display: IP LIST 259ADB00 LEN(X'00000028') ASID(X'0021')
259ADB08: 00000000 25995098 70004000 00000000 00000000 00000000 00000000 00000000 |.....i.&q.....|

259ADB08: Allocated storage element, length=00000028. To display: IP LIST 259ADB08 LEN(X'00000028') ASID(X'0021')
259ADB00: 00000000 259950A8 70004000 00000000 00000000 00000000 00000000 00000000 |.....i.&y.....|

259ADC00: Allocated storage element, length=00000048. To display: IP LIST 259ADC00 LEN(X'00000048') ASID(X'0021')
259ADC08: C1C4C8D7 F0F00000 259ADC14 C8D7C3C2 259AE000 259AE000 00001000 00001000 |ADHP00.....HPCB.....|

259ADC48: Free storage element, length=000003B8. To display: IP LIST 259ADC48 LEN(X'000003B8') ASID(X'0021')

Summary of analysis for Heap Segment 259AC000:
Amounts of identified storage: Free:00000FE8 Allocated:00000FF8 Total:00001FE0
Number of identified areas : Free: 2 Allocated: 8 Total: 10
00000000 bytes of storage were not accounted for.
No errors were found while processing this heap segment.

```

:

```
Below Heap Control Blocks

  HPCB: 00014DA8
+000000 EYE_CATCHER:HPCB FIRST:00044000 LAST:00044000

  HANC: 00044000
+000000 EYE_CATCHER:HANC NEXT:00014DA8 PREV:00014DA8
+00000C HEAPID:00014DA8 SEG_ADDR:00044000 ROOT_ADDR:00044388
+000018 SEG_LEN:00002000 ROOT_LEN:00001C78

This is the last heap segment in the current heap.

Free Storage Tree for Heap Segment 00044000

Depth   Node      Node      Parent   Left      Right      Left      Right
Address Length Node    Node    Node    Node    Length   Length

  0 00044388 00001C78 00000000 00000000 00000000 00000000 00000000

Map of Heap Segment 00044000

To display entire segment: IP LIST 00044000 LEN(X'00002000') ASID(X'0021')

00044020: Allocated storage element, length=00000048. To display: IP LIST 00044020 LEN(X'00000048') ASID(X'0021')
00044028: C8C4D3E2 00000000 00044220 00000040 00010000 00000001 000241E0 24701038 |HDLS.....|

00044068: Allocated storage element, length=00000128. To display: IP LIST 00044068 LEN(X'00000128') ASID(X'0021')
00044070: 07000700 05E0900F E0A641DE 002258C0 E11258F0 E1160B0F E2C6E7D4 01200001 |.....w.....0...SFXM....|

00044190: Allocated storage element, length=00000088. To display: IP LIST 00044190 LEN(X'00000088') ASID(X'0021')
00044198: C3E2E3D2 00000000 00000000 00000001 00000001 00000068 04000000 00000000 |CSTK.....|

00044218: Allocated storage element, length=00000048. To display: IP LIST 00044218 LEN(X'00000048') ASID(X'0021')
00044220: C8C4D3E2 00044028 00000000 00000040 00010000 00000002 000241E0 259ADB90 |HDLS..|

00044260: Allocated storage element, length=00000128. To display: IP LIST 00044260 LEN(X'00000128') ASID(X'0021')
00044268: 07000700 05E0900F E0A641DE 002258C0 E11258F0 E1160B0F E2C6E7D4 01200001 |.....w.....0...SFXM....|

00044388: Free storage element, length=00001C78. To display: IP LIST 00044388 LEN(X'00001C78') ASID(X'0021')

Summary of analysis for Heap Segment 00044000:
Amounts of identified storage: Free:00001C78 Allocated:00000368 Total:00001FE0
Number of identified areas : Free: 1 Allocated: 5 Total: 6
00000000 bytes of storage were not accounted for.
No errors were found while processing this heap segment.
This is the last heap segment in the current heap.

Additional Heap Control Blocks

  ADHP: 259B1120
+000000 EYE_CATCHER:ADHP NEXT:259B24A8 HEAPID:259B112C

  HPCB: 259B112C
+000000 EYE_CATCHER:hpcb FIRST:259B112C LAST:259B112C

  ADHP: 259B24A8
+000000 EYE_CATCHER:ADHP NEXT:259ADC08 HEAPID:259B24B4

  HPCB: 259B24B4
+000000 EYE_CATCHER:hpcb FIRST:259B24B4 LAST:259B24B4

  ADHP: 259ADC08
+000000 EYE_CATCHER:ADHP NEXT:F0F00000 HEAPID:259ADC14

  HPCB: 259ADC14
+000000 EYE_CATCHER:HPCB FIRST:259AE000 LAST:259AE000

  HANC: 259AE000
+000000 EYE_CATCHER:HANC NEXT:259ADC14 PREV:259ADC14
+00000C HEAPID:259ADC14 SEG_ADDR:259AE000 ROOT_ADDR:259AE1E8
+000018 SEG_LEN:00001000 ROOT_LEN:00000E18
```

```
This is the last heap segment in the current heap.

Free Storage Tree for Heap Segment 259AE000

Depth   Node      Node      Parent   Left      Right      Left      Right
Address Length Node    Node    Node    Node    Length   Length

  0 259AE1E8 00000E18 00000000 00000000 00000000 00000000 00000000

Map of Heap Segment 259AE000

To display entire segment: IP LIST 259AE000 LEN(X'00001000') ASID(X'0021')

259AE020: Allocated storage element, length=000001C8. To display: IP LIST 259AE020 LEN(X'000001C8') ASID(X'0021')
259AE028: D7C3C9C2 00000000 00000000 000101BC 00000000 00000000 00000000 00000000 |PCIB.....|

259AE1E8: Free storage element, length=00000E18. To display: IP LIST 259AE1E8 LEN(X'00000E18') ASID(X'0021')

Summary of analysis for Heap Segment 259AE000:
Amounts of identified storage: Free:00000E18 Allocated:000001C8 Total:00000FE0
Number of identified areas : Free: 1 Allocated: 1 Total: 2
00000000 bytes of storage were not accounted for.
No errors were found while processing this heap segment.
This is the last heap segment in the current heap.

Exiting Language Environment Data
```

Heap report sections of the LEDATA output

The Heap Report sections of the LEDATA output provide information for each heap segment in the dump. The detailed heap segment reports include information on the free storage tree in the heap segments, the allocated storage elements, and the cause of heap management data structure problems.

Table 23. Contents of the Heap report sections of LEDATA output

Section number and heading	Contents
[1] Free Storage Tree Report	<p>Within each heap segment, Language Environment tracks deallocated storage areas by chaining them together into a tree. Each free area represents a node in the tree. Each node contains a header, which points to its left and right child nodes. The header also contains the length of each child.</p> <p>The LEDATA HEAP option formats the free storage tree within each heap, and validates all node addresses and lengths within each node. Each node address is validated to ensure that it:</p> <ul style="list-style-type: none"> • Falls on a doubleword boundary. • Falls within the current heap segment. • Does not point to itself. • Does not point to a node that was previously traversed. <p>Each node length is validated to ensure that it:</p> <ul style="list-style-type: none"> • Is a multiple of 8. • Is not larger than the heap segment length. • Does not cause the end of the node to fall outside of the current heap segment. • Does not cause the node to overlap another node. <p>If the formatter finds a problem, then it will place an error message that describes the problem directly after the formatted line of the node that failed validation.</p>
[2] Heap Segment Map Report	<p>The LEDATA HEAP option produces a report that lists all of the storage areas within each heap segment, and identifies the area as either allocated or freed. For each allocated area the contents of the first X'20 bytes of the area are displayed in order to help identify the reason for the storage allocation.</p> <p>Each allocated storage element has an 8-byte prefix that is used by Language Environment to manage the area. The first fullword contains a pointer to the start of the heap segment. The second fullword contains the length of the allocated storage element. The formatter validates this header to ensure that its heap segment pointer is valid. The length is also validated to ensure that it:</p> <ul style="list-style-type: none"> • Is a multiple of 8. • Is not zero. • Is not larger than the heap segment length. • Does not cause the end of the element to fall outside of the current heap segment. • Does not cause the element to overlap a free storage node. <p>If the heap_free_value of the STORAGE runtime option was specified, then the formatter also checks that the free storage within each free storage element is set to the requested heap_free_value. If a problem is found, then an error message that describes the problem is placed after the formatted line of the storage element that failed validation.</p>

Diagnosing heap damage problems

Heap storage errors can occur when an application allocates a heap storage element that is too small for it to use, and therefore, accidentally overlays heap storage. If this situation occurs then some of the typical error messages generated are:

- The node address does not represent a valid node within the heap segment
- The length of the segment is not valid, or
- The heap segment pointer is not valid.

If one of the above error messages is generated by one of the reports, then examine the storage element that immediately precedes the damaged node to determine if this storage element is owned

by the application program. Check the size of the storage element and ensure that it is sufficient for the program's use. If the size of the storage element is not sufficient then adjust the allocation size.

If an error occurs indicating that the node's pointers form a circular loop within the free storage tree, then check the Free Storage Tree Report to see if such a loop exists. If a loop exists, then contact the IBM support center for assistance because this may be a problem in the Language Environment heap management routines.

Additional diagnostic information regarding heap damage can be obtained by using the HEAPCHK runtime option. This option provides a more accurate time perspective on when the heap damage actually occurred, which could help to determine the program that caused the damage. For more information about HEAPCHK, see [HEAPCHK](#) in *z/OS Language Environment Programming Reference*.

Diagnosing storage leak problems

A storage leak occurs when a program does not return storage back to the heap after it has finished using it. To determine if this problem exists, do one of the following:

- The *call-level* suboption of the HEAPCHK runtime option causes a report to be produced in the CEEDUMP. Any still-allocated (that is, not freed) storage identified by HEAPCHK is listed in the report, along with the corresponding traceback. This shows any storage that wasn't freed, as well as all the calls that were involved in allocating the storage. For more information about the HEAPCHK runtime option, see [HEAPCHK](#) in *z/OS Language Environment Programming Reference*.
- Examine the Heap Segment Map report to see if any data areas, within the allocated storage elements, appear more frequently than expected. If they do, then check to see if these data areas are still being used by the application program. If the data areas are not being used, then change the program to free the storage element after it is done with it.

Diagnosing heap fragmentation problems

Heap fragmentation occurs when allocated storage is interlaced with many free storage areas that are too small for the application to use. Heap fragmentation could indicate that the application is not making efficient use of its heap storage. Check the Heap Segment Map report for frequent free storage elements that are interspersed with the allocated storage elements.

Understanding the heap pools LEDATA output

The Language Environment IPCS VERBEXIT LEDATA generates a detailed heap pools report when HEAPPOOLS is ON. The detailed heap pools report is useful when trying to find potential damaged cells because it provides very specific information. The following [sample](#) shows an example of a report and “Heap pools report sections of the LEDATA output” on [page 117](#) describes the information contained in the formatted output.

```
Heap Pool Report
  QPCB: 25C1EA00
+000000 EYECATCHER:QPCB LENGTH:00000F00 NUMPOOLS:0000000A
+00000C LARGEST_CELL_SIZE:00000800 BIG_REQUESTS:00000000
+000014 STORAGE_HITS_ADDR:00000000 FLAGS:0400 NUMGETARRAYS:05
+00001B NUMCELLSIZES:06 GET_POOLINFO_ARRAYS_PTR:25C1EB00

Data for pool 1:
POOLDATA: 25C1EE00
+000000 POOL_INDEX:00000001 INPUT_CELL_SIZE:00000008
+000008 CELL_SIZE:00000010 INPUT_PERCENT:00000001
+000010 CELL_POOL_SIZE:00000140 CELL_POOL_NUM:00000014
+000018 POOL_LATCH_ADDR:25C54BD4 POOL_EXTENTS:00000001
+000020 LAST_CELL:25C45C30 NEXT_CELL:25C45B10
+000028 Q_CONTROL_INFO:0000031F Q_FIRST_CELL:25C45B00
+000030 POOL_NUM_GET_TOTAL:00000190 POOL_NUM_FREE:00000001
+000038 POOL_EXTENTS_ANCHOR:25C45AF8 POOL_INDEX_SAME_SIZE:01
+00003D POOL_INDEX_SIZE:01 POOL_NUM_SAME_SIZE:01
+000040 POOL_TRACE_TABLE:25C56060
[2]Heap Pool Extent Mapping
EXTENT: 25C45AF8
+000000 EYE_CATCHER:EX31 NEXT_EXTENT:00000000
To display entire pool extent: IP LIST 25C45AF8 LEN(X'00000148') ASID(X'0020')
```

```

25C45B00: Free storage cell. To display: IP LIST 25C45B00 LEN(X'00000010') ASID(X'0020')
[1]Verifying free chain for pool: 1...
No errors were found while processing free chain.
Summary of analysis for Pool 1:
Number of cells: Unused:      19 Free:      1 Allocated:      0 Total Used:      20
00000000 free cells were not accounted for.
No errors were found while processing this Pool.

```

```

Data for pool 2:
POOLDATA: 25C1EF00
+000000 POOL_INDEX:00000002 INPUT_CELL_SIZE:00000020
+000008 CELL_SIZE:00000028 INPUT_PERCENT:00000001
+000010 CELL_POOL_SIZE:00000140 CELL_POOL_NUM:00000008
+000018 POOL_LATCH_ADDR:25C54BE8 POOL_EXTENTS:00000001
+000020 LAST_CELL:25C45D68 NEXT_CELL:25C45C78
+000028 Q_CONTROL_INFO:0000031F Q_FIRST_CELL:25C45C50
+000030 POOL_NUM_GET_TOTAL:00000190 POOL_NUM_FREE:00000001
+000038 POOL_EXTENTS_ANCHOR:25C45C48 POOL_INDEX_SAME_SIZE:01
+00003D POOL_INDEX_SIZE:02 POOL_NUM_SAME_SIZE:01
+000040 POOL_TRACE_TABLE:25C86080
[2]Heap Pool Extent Mapping
EXTENT: 25C45C48
+000000 EYE_CATCHER:EX31 NEXT_EXTENT:00000000
To display entire pool extent: IP LIST 25C45C48 LEN(X'00000148') ASID(X'0020')
25C45C50: Free storage cell. To display: IP LIST 25C45C50 LEN(X'00000028') ASID(X'0020')
[1]Verifying free chain for pool: 2...
No errors were found while processing free chain.
Summary of analysis for Pool 2:
Number of cells: Unused:      7 Free:      1 Allocated:      0 Total Used:      8
00000000 free cells were not accounted for.
No errors were found while processing this Pool.

```

```

Data for pool 3:
POOLDATA: 25C1F000
+000000 POOL_INDEX:00000003 INPUT_CELL_SIZE:00000080
+000008 CELL_SIZE:00000088 INPUT_PERCENT:00000001
+000010 CELL_POOL_SIZE:00000220 CELL_POOL_NUM:00000004
+000018 POOL_LATCH_ADDR:25C54BFC POOL_EXTENTS:00000002
+000020 LAST_CELL:25C45F38 NEXT_CELL:25C45F38
+000028 Q_CONTROL_INFO:0000095D Q_FIRST_CELL:25C45DA0
+000030 POOL_NUM_GET_TOTAL:000004B4 POOL_NUM_FREE:00000003
+000038 POOL_EXTENTS_ANCHOR:25C45D98 POOL_INDEX_SAME_SIZE:01
+00003D POOL_INDEX_SIZE:03 POOL_NUM_SAME_SIZE:01
+000040 POOL_TRACE_TABLE:25CB60A0

```

```

[2]Heap Pool Extent Mapping
EXTENT: 25C45D98
+000000 EYE_CATCHER:EX31 NEXT_EXTENT:25C43898
To display entire pool extent: IP LIST 25C45D98 LEN(X'00000228') ASID(X'0020')
25C45DA0: Free storage cell. To display: IP LIST 25C45DA0 LEN(X'00000088') ASID(X'0020')
25C45E28: Free storage cell. To display: IP LIST 25C45E28 LEN(X'00000088') ASID(X'0020')
25C45EB0: Free storage cell. To display: IP LIST 25C45EB0 LEN(X'00000088') ASID(X'0020')
EXTENT: 25C43898
+000000 EYE_CATCHER:EX31 NEXT_EXTENT:00000000
To display entire pool extent: IP LIST 25C43898 LEN(X'00000228') ASID(X'0020')
25C438A0: Allocated storage cell. To display: IP LIST 25C438A0 LEN(X'00000088') ASID(X'0020')
25C438A8: C3C4D3D3 00000000 40000000 00000000 25C00000 25C016F8 25E37038 00004EC0|CDLL....
{...{.8.T....+{
25C43928: Allocated storage cell. To display: IP LIST 25C43928 LEN(X'00000088') ASID(X'0020')
25C43930: 00000000 25C1F8E0 20004000 00000000 25C43954 00000000 00000000
00000000|....A8\.. .....D.....|
25C439B0: Allocated storage cell. To display: IP LIST 25C439B0 LEN(X'00000088') ASID(X'0020')
25C439B8: 00000000 25C1F8EC 20004000 00000000 25C439DC 00000000 00000000
00000000|....A8... .....D.....|
25C43A38: Allocated storage cell. To display: IP LIST 25C43A38 LEN(X'00000088') ASID(X'0020')
25C43A40: 00000000 25C1BBD8 20004000 00000000 25C43A64 00000000 00000000
00000000|....A.Q.. .....D.....|
[1]Verifying free chain for pool: 3...
No errors were found while processing free chain.
Summary of analysis for Pool 3:
Number of cells: Unused:      1 Free:      3 Allocated:      4 Total Used:      8
00000000 free cells were not accounted for.
No errors were found while processing this Pool.

```

```

Data for pool 4:
POOLDATA: 25C1F100
+000000 POOL_INDEX:00000004 INPUT_CELL_SIZE:00000100
+000008 CELL_SIZE:00000108 INPUT_PERCENT:00000001
+000010 CELL_POOL_SIZE:00000420 CELL_POOL_NUM:00000004
+000018 POOL_LATCH_ADDR:25C54C10 POOL_EXTENTS:00000001
+000020 LAST_CELL:25C462E8 NEXT_CELL:25C461E0

```

```

+000028 Q_CONTROL_INFO:0000063E Q_FIRST_CELL:25C45FD0
+000030 POOL_NUM_GET_TOTAL:00000320 POOL_NUM_FREE:00000002
+000038 POOL_EXTENTS_ANCHOR:25C45FC8 POOL_INDEX_SAME_SIZE:01
+00003D POOL_INDEX_SIZE:04 POOL_NUM_SAME_SIZE:01
+000040 POOL_TRACE_TABLE:25CE60C0
[2]Heap Pool Extent Mapping
EXTENT: 25C45FC8
+000000 EYE_CATCHER:EX31 NEXT_EXTENT:00000000
To display entire pool extent: IP LIST 25C45FC8 LEN(X'00000428') ASID(X'0020')
25C45FD0: Free storage cell. To display: IP LIST 25C45FD0 LEN(X'00000108') ASID(X'0020')
25C460D8: Free storage cell. To display: IP LIST 25C460D8 LEN(X'00000108') ASID(X'0020')
[1]Verifying free chain for pool: 4...
No errors were found while processing free chain.
Summary of analysis for Pool 4:
Number of cells: Unused: 2 Free: 2 Allocated: 0 Total Used: 4
00000000 free cells were not accounted for.
No errors were found while processing this Pool.

Data for pool 5.1:
POOLDATA: 25C1F200
+000000 POOL_INDEX:00000005 INPUT_CELL_SIZE:00000400
+000008 CELL_SIZE:00000408 INPUT_PERCENT:00000001
+000010 CELL_POOL_SIZE:00001020 CELL_POOL_NUM:00000004
+000018 POOL_LATCH_ADDR:25C54C24 POOL_EXTENTS:00000002
+000020 LAST_CELL:25E48C48 NEXT_CELL:25E48438
+000028 Q_CONTROL_INFO:000001DD Q_FIRST_CELL:25C42858
+000030 POOL_NUM_GET_TOTAL:000000F2 POOL_NUM_FREE:00000003
+000038 POOL_EXTENTS_ANCHOR:25E48028 POOL_INDEX_SAME_SIZE:01
+00003D POOL_INDEX_SIZE:05 POOL_NUM_SAME_SIZE:05
+000040 POOL_TRACE_TABLE:25D160E0

[2]Heap Pool Extent Mapping
EXTENT: 25E48028
+000000 EYE_CATCHER:EX31 NEXT_EXTENT:25C42040
To display entire pool extent: IP LIST 25E48028 LEN(X'00001028') ASID(X'0020')
25E48030: Free storage cell. To display: IP LIST 25E48030 LEN(X'00000408') ASID(X'0020')
EXTENT: 25C42040
+000000 EYE_CATCHER:EX31 NEXT_EXTENT:00000000
To display entire pool extent: IP LIST 25C42040 LEN(X'00001028') ASID(X'0020')
25C42048: Allocated storage cell. To display: IP LIST 25C42048 LEN(X'00000408') ASID(X'0020')
25C42050: 25C43070 25C43258 25C43295 25C432D2 25C4330F 25C4334C 25C43389
25C433C6|.D...D...D.n.D.K.D...D.<.D.i.D.F|
25C42450: Allocated storage cell. To display: IP LIST 25C42450 LEN(X'00000408') ASID(X'0020')
25C42458: 00000000 00000000 00000000 00000000 00000000 00000000 00000000
00000000|.....|
25C42858: Free storage cell. To display: IP LIST 25C42858 LEN(X'00000408') ASID(X'0020')
25C42C60: Free storage cell. To display: IP LIST 25C42C60 LEN(X'00000408') ASID(X'0020')
[1]Verifying free chain for pool: 5.1...
No errors were found while processing free chain.
Summary of analysis for Pool 5.1:
Number of cells: Unused: 3 Free: 3 Allocated: 2 Total Used: 8
00000000 free cells were not accounted for.
No errors were found while processing this Pool.

Data for pool 5.2:
POOLDATA: 25C1F300
+000000 POOL_INDEX:00000006 INPUT_CELL_SIZE:00000400
+000008 CELL_SIZE:00000408 INPUT_PERCENT:00000001
+000010 CELL_POOL_SIZE:00001020 CELL_POOL_NUM:00000004
+000018 POOL_LATCH_ADDR:25C54C24 POOL_EXTENTS:00000001
+000020 LAST_CELL:25C47018 NEXT_CELL:25C47018
+000028 Q_CONTROL_INFO:000001DD Q_FIRST_CELL:25C46400
+000030 POOL_NUM_GET_TOTAL:000000F0 POOL_NUM_FREE:00000003
+000038 POOL_EXTENTS_ANCHOR:25C463F8 POOL_INDEX_SAME_SIZE:02
+00003D POOL_INDEX_SIZE:05 POOL_NUM_SAME_SIZE:05
+000040 POOL_TRACE_TABLE:25D46100
[2]Heap Pool Extent Mapping
EXTENT: 25C463F8
+000000 EYE_CATCHER:EX31 NEXT_EXTENT:00000000
To display entire pool extent: IP LIST 25C463F8 LEN(X'00001028') ASID(X'0020')
25C46400: Free storage cell. To display: IP LIST 25C46400 LEN(X'00000408') ASID(X'0020')
25C46808: Free storage cell. To display: IP LIST 25C46808 LEN(X'00000408') ASID(X'0020')
25C46C10: Free storage cell. To display: IP LIST 25C46C10 LEN(X'00000408') ASID(X'0020')
[1]Verifying free chain for pool: 5.2...
No errors were found while processing free chain.
Summary of analysis for Pool 5.2:
Number of cells: Unused: 1 Free: 3 Allocated: 0 Total Used: 4
00000000 free cells were not accounted for.
No errors were found while processing this Pool.

Data for pool 5.3:

```

```

POOLDATA: 25C1F400
+000000 POOL_INDEX:00000007 INPUT_CELL_SIZE:00000400
+000008 CELL_SIZE:00000408 INPUT_PERCENT:00000001
+000010 CELL_POOL_SIZE:00001020 CELL_POOL_NUM:00000004
+000018 POOL_LATCH_ADDR:25C54C24 POOL_EXTENTS:00000001
+000020 LAST_CELL:25E49C78 NEXT_CELL:25E49C78
+000028 Q_CONTROL_INFO:000001DD Q_FIRST_CELL:25E49060
+000030 POOL_NUM_GET_TOTAL:000000F0 POOL_NUM_FREE:00000003
+000038 POOL_EXTENTS_ANCHOR:25E49058 POOL_INDEX_SAME_SIZE:03
+00003D POOL_INDEX_SIZE:05 POOL_NUM_SAME_SIZE:05
+000040 POOL_TRACE_TABLE:25D76120
[2]Heap Pool Extent Mapping
EXTENT: 25E49058
+000000 EYE_CATCHER:EX31 NEXT_EXTENT:00000000
To display entire pool extent: IP LIST 25E49058 LEN(X'00001028') ASID(X'0020')
25E49060: Free storage cell. To display: IP LIST 25E49060 LEN(X'00000408') ASID(X'0020')
25E49468: Free storage cell. To display: IP LIST 25E49468 LEN(X'00000408') ASID(X'0020')
25E49870: Free storage cell. To display: IP LIST 25E49870 LEN(X'00000408') ASID(X'0020')
[1]Verifying free chain for pool: 5.3...
No errors were found while processing free chain.
Summary of analysis for Pool 5.3:
Number of cells: Unused: 1 Free: 3 Allocated: 0 Total Used: 4
00000000 free cells were not accounted for.
No errors were found while processing this Pool.

```

```

Data for pool 5.4:
POOLDATA: 25C1F500
+000000 POOL_INDEX:00000008 INPUT_CELL_SIZE:00000400
+000008 CELL_SIZE:00000408 INPUT_PERCENT:00000001
+000010 CELL_POOL_SIZE:00001020 CELL_POOL_NUM:00000004
+000018 POOL_LATCH_ADDR:25C54C24 POOL_EXTENTS:00000001
+000020 LAST_CELL:25C48048 NEXT_CELL:25C48048
+000028 Q_CONTROL_INFO:000001DD Q_FIRST_CELL:25C47430
+000030 POOL_NUM_GET_TOTAL:000000F0 POOL_NUM_FREE:00000003
+000038 POOL_EXTENTS_ANCHOR:25C47428 POOL_INDEX_SAME_SIZE:04
+00003D POOL_INDEX_SIZE:05 POOL_NUM_SAME_SIZE:05
+000040 POOL_TRACE_TABLE:25DA6140
[2]Heap Pool Extent Mapping
EXTENT: 25C47428
+000000 EYE_CATCHER:EX31 NEXT_EXTENT:00000000
To display entire pool extent: IP LIST 25C47428 LEN(X'00001028') ASID(X'0020')
25C47430: Free storage cell. To display: IP LIST 25C47430 LEN(X'00000408') ASID(X'0020')
25C47838: Free storage cell. To display: IP LIST 25C47838 LEN(X'00000408') ASID(X'0020')
25C47C40: Free storage cell. To display: IP LIST 25C47C40 LEN(X'00000408') ASID(X'0020')
[1]Verifying free chain for pool: 5.4...
No errors were found while processing free chain.
Summary of analysis for Pool 5.4:
Number of cells: Unused: 1 Free: 3 Allocated: 0 Total Used: 4
00000000 free cells were not accounted for.
No errors were found while processing this Pool.

```

```

Data for pool 5.5:
POOLDATA: 25C1F600
+000000 POOL_INDEX:00000009 INPUT_CELL_SIZE:00000400
+000008 CELL_SIZE:00000408 INPUT_PERCENT:00000001
+000010 CELL_POOL_SIZE:00001020 CELL_POOL_NUM:00000004
+000018 POOL_LATCH_ADDR:25C54C24 POOL_EXTENTS:00000001
+000020 LAST_CELL:25C49078 NEXT_CELL:25C49078
+000028 Q_CONTROL_INFO:000001DD Q_FIRST_CELL:25C48460
+000030 POOL_NUM_GET_TOTAL:000000F0 POOL_NUM_FREE:00000003
+000038 POOL_EXTENTS_ANCHOR:25C48458 POOL_INDEX_SAME_SIZE:05
+00003D POOL_INDEX_SIZE:05 POOL_NUM_SAME_SIZE:05
+000040 POOL_TRACE_TABLE:25DD6160
[2]Heap Pool Extent Mapping
EXTENT: 25C48458
+000000 EYE_CATCHER:EX31 NEXT_EXTENT:00000000
To display entire pool extent: IP LIST 25C48458 LEN(X'00001028') ASID(X'0020')
25C48460: Free storage cell. To display: IP LIST 25C48460 LEN(X'00000408') ASID(X'0020')
25C48868: Free storage cell. To display: IP LIST 25C48868 LEN(X'00000408') ASID(X'0020')
25C48C70: Free storage cell. To display: IP LIST 25C48C70 LEN(X'00000408') ASID(X'0020')
[1]Verifying free chain for pool: 5.5...
No errors were found while processing free chain.
Summary of analysis for Pool 5.5:
Number of cells: Unused: 1 Free: 3 Allocated: 0 Total Used: 4
00000000 free cells were not accounted for.
No errors were found while processing this Pool.

```

```

Data for pool 6:
POOLDATA: 25C1F700
+000000 POOL_INDEX:0000000A INPUT_CELL_SIZE:00000800

```



```

+000008 CELL_SIZE:00000808      INPUT_PERCENT:00000001
+000010 CELL_POOL_SIZE:00002020    CELL_POOL_NUM:00000004
+000018 POOL_LATCH_ADDR:25C54C38    POOL_EXTENTS:00000001
+000020 LAST_CELL:25C452E8      NEXT_CELL:25C452E8
+000028 Q_CONTROL_INF0:0000063E    Q_FIRST_CELL:25C442D8
+000030 POOL_NUM_GET_TOTAL:00000321 POOL_NUM_FREE:00000002
+000038 POOL_EXTENTS_ANCHOR:25C43AC8 POOL_INDEX_SAME_SIZE:01
+00003D POOL_INDEX_SIZE:06      POOL_NUM_SAME_SIZE:01
+000040 POOL_TRACE_TABLE:25E06180
[2]Heap Pool Extent Mapping
EXTENT: 25C43AC8
+000000 EYE_CATCHER:EX31 NEXT_EXTENT:00000000
  To display entire pool extent: IP LIST 25C43AC8 LEN(X'00002028') ASID(X'0020')
  25C43AD0: Allocated storage cell. To display: IP LIST 25C43AD0 LEN(X'00000808') ASID(X'0020')
  25C43AD8: 00000000 25C1F884 60004000 00000000 25C43AFC 00000000 00000000
00000000|.....A8d-. .....D.....|
  25C442D8: Free storage cell. To display: IP LIST 25C442D8 LEN(X'00000808') ASID(X'0020')
  25C44AE0: Free storage cell. To display: IP LIST 25C44AE0 LEN(X'00000808') ASID(X'0020')
[1]Verifying free chain for pool: 6...
  No errors were found while processing free chain.
Summary of analysis for Pool 6:
  Number of cells:  Unused:      1 Free:      2 Allocated:      1 Total Used:      4
  00000000 free cells were not accounted for.
  No errors were found while processing this Pool.

```

Heap pools report sections of the LEDATA output

The heap pools report provides information about the following items:

- Each cell pool.
- The free chain associated with every qpcb pool data area, and all the free and allocated cells in the extent chain.
- Errors found when the cells are validated.

Table 24. Contents of heap pools report sections of LEDATA output

Section Number and Heading	Contents
[1] Free Chain Validation	Within each cell pool, Language Environment keeps track of unallocated cells by chaining them together. The LEDATA HEAP option validates the free chain within each cell pool. It verifies that the cell pointer is within a valid extent and that the cell pool number is valid. If the formatter finds a problem, it will place an error message describing the problem directly after the formatted line of the cell that failed validation.
[2] Heap Pool Extent Mapping Report	The LEDATA HEAP option produces a report that lists all of the cells within each pool extent, and identifies the cells as either allocated or freed. For each allocated cell, the contents of the first X'20' bytes of the area are displayed to identify the reason for the storage allocation. The formatter validates if cell pool number in header is correct.

Understanding the heap pools trace LEDATA output

The Language Environment IPCS VERBEXIT LEDATA generates a detailed heap pools trace report when the HPT option is used. The argument *value* is the ID of the pool to be formatted in the report. [Table 25 on page 119](#) describes the contents of the report.

```

HPT(3)
*****
          LANGUAGE ENVIRONMENT DATA
*****

Language Environment Product 04 V01 R10.00

[1] HEAPP0OLS Trace Table

[2] POOLID: 3  ASID: 0024  AVAILABLE ENTRIES: 12 OF 12

[3] Timestamp: 2008/03/14      14:10:22.614088
    Type: FREE  Cell Address: 25E91AC0  CpuId: 01  Tcb: 008AFCF0

[4] CALL NAME      CALL ADDRESS      CALL OFFSET
GetStorage::~GetStorage()  25E53360      00000088
foo8()              25E53598      000000B6

```

foo7()	25E53678	0000005A
foo6()	25E536F0	0000005A
foo5()	25E53768	0000005A
foo4()	25E537E0	0000005A
foo3()	25E53858	0000005A
foo2()	25E538D0	0000005A
foo1()	25E53948	0000005A
thread	25E53A50	00000000

Timestamp: 2008/03/14 14:10:22.614087
 Type: FREE Cell Address: 25E91B48 CpuId: 01 Tcb: 008AFCF0
 CALL NAME CALL ADDRESS CALL OFFSET
 GetStorage::~GetStorage() 25E53360 00000088
 foo9() 25E53430 000000B6
 foo8() 25E53598 0000009A
 foo7() 25E53678 0000005A
 foo6() 25E536F0 0000005A
 foo5() 25E53768 0000005A
 foo4() 25E537E0 0000005A
 foo3() 25E53858 0000005A
 foo2() 25E538D0 0000005A
 foo1() 25E53948 00000000

Timestamp: 2008/03/14 14:10:22.614034
 Type: FREE Cell Address: 25E91BD0 CpuId: 01 Tcb: 008AFA60
 CALL NAME CALL ADDRESS CALL OFFSET
 GetStorage::~GetStorage() 25E53360 00000088
 foo8() 25E53598 000000B6
 foo7() 25E53678 0000005A
 foo6() 25E536F0 0000005A
 foo5() 25E53768 0000005A
 foo4() 25E537E0 0000005A
 foo3() 25E53858 0000005A
 foo2() 25E538D0 0000005A
 foo1() 25E53948 0000005A
 thread 25E53A50 00000000

Timestamp: 2008/03/14 14:10:22.614032
 Type: FREE Cell Address: 25E91C58 CpuId: 01 Tcb: 008AFA60
 CALL NAME CALL ADDRESS CALL OFFSET
 GetStorage::~GetStorage() 25E53360 00000088
 foo9() 25E53430 000000B6
 foo8() 25E53598 0000009A
 foo7() 25E53678 0000005A
 foo6() 25E536F0 0000005A
 foo5() 25E53768 0000005A
 foo4() 25E537E0 0000005A
 foo3() 25E53858 0000005A
 foo2() 25E538D0 0000005A
 foo1() 25E53948 00000000

Timestamp: 2008/03/14 14:10:22.614030
 Type: GET Cell Address: 25E91C58 CpuId: 01 Tcb: 008AFA60
 CALL NAME CALL ADDRESS CALL OFFSET
 GetStorage::GetStorage(int) 25E53298 0000008C
 foo9() 25E53430 00000086
 foo8() 25E53598 0000009A
 foo7() 25E53678 0000005A
 foo6() 25E536F0 0000005A
 foo5() 25E53768 0000005A
 foo4() 25E537E0 0000005A
 foo3() 25E53858 0000005A
 foo2() 25E538D0 0000005A
 foo1() 25E53948 00000000

Timestamp: 2008/03/14 14:10:22.614029
 Type: GET Cell Address: 25E91BD0 CpuId: 01 Tcb: 008AFA60
 CALL NAME CALL ADDRESS CALL OFFSET
 GetStorage::GetStorage(int) 25E53298 0000008C
 foo8() 25E53598 00000086
 foo7() 25E53678 0000005A
 foo6() 25E536F0 0000005A
 foo5() 25E53768 0000005A
 foo4() 25E537E0 0000005A
 foo3() 25E53858 0000005A
 foo2() 25E538D0 0000005A
 foo1() 25E53948 0000005A
 thread 25E53A50 00000000

```

Timestamp: 2008/03/14      14:10:22.612412
Type: GET    Cell Address: 25E91B48  CpuId: 01  Tcb: 008AFCF0
CALL NAME    CALL ADDRESS    CALL OFFSET
GetStorage::GetStorage(int)  25E53298      0000008C
foo9()        25E53430      00000086
foo8()        25E53598      0000009A
foo7()        25E53678      0000005A
foo6()        25E536F0      0000005A
foo5()        25E53768      0000005A
foo4()        25E537E0      0000005A
foo3()        25E53858      0000005A
foo2()        25E538D0      0000005A
foo1()        25E53948      00000000

Timestamp: 2008/03/14      14:10:22.612410
Type: GET    Cell Address: 25E91AC0  CpuId: 01  Tcb: 008AFCF0
CALL NAME    CALL ADDRESS    CALL OFFSET
GetStorage::GetStorage(int)  25E53298      0000008C
foo8()        25E53598      00000086
foo7()        25E53678      0000005A
foo6()        25E536F0      0000005A
foo5()        25E53768      0000005A
foo4()        25E537E0      0000005A
foo3()        25E53858      0000005A
foo2()        25E538D0      0000005A
foo1()        25E53948      0000005A
thread        25E53A50      00000000

Timestamp: 2008/03/14      14:10:22.593976
Type: GET    Cell Address: 25E91A38  CpuId: 01  Tcb: 008AFE88
CALL NAME    CALL ADDRESS    CALL OFFSET
CEEOPMI      0601F218      00000822
CEEOPC       0600C2C8      00000CEE
pthread_create 0658FE40      00000632
main         25E53B00      000000EE
EDCZMINV     064C2106
00000000

Timestamp: 2008/03/14      14:10:22.557633
Type: GET    Cell Address: 25E919B0  CpuId: 01  Tcb: 008AFE88
CALL NAME    CALL ADDRESS    CALL OFFSET
CEEOPMI      0601F218      00000822
pthread_mutex_init 06428B90      00000094
pthread_create 0658FE40      000002FC
main         25E53B00      000000EE
EDCZMINV     064C2106      00000000

Timestamp: 2008/03/14      14:10:22.551547
Type: GET    Cell Address: 25E91928  CpuId: 01  Tcb: 008AFE88
CALL NAME    CALL ADDRESS    CALL OFFSET
CEEOPMI      0601F218      00000822
pthread_mutex_init 06428B90      00000094
pthread_create 0658FE40      0000026C
main         25E53B00      000000EE
EDCZMINV     064C2106      00000000

Timestamp: 2008/03/14      14:10:22.544328
Type: GET    Cell Address: 25E918A0  CpuId: 01  Tcb: 008AFE88
CALL NAME    CALL ADDRESS    CALL OFFSET
dllinit      0622FBF8      0000009E
CEEZIDT      060C4B08      00000000
Exiting Language Environment Data

```

Table 25. Contents of heap pools trace section of LEDATA output

Section number and heading	Contents
[1] Trace Header	HEAPPOOLS trace header information.
[2] Pool Information	Information includes the number of the pool (POOLID) that is currently being formatted, the ASID, and the number of entries formatted and the total number of entries taken. Note: The trace wraps for each poolid after a specific number of entries. The number of entries is controlled by the HEAPCHK runtime option.
[3] Timestamp	The time this trace entry was taken. The trace entries are formatted in reverse order (most recent trace entry first).

Table 25. Contents of heap pools trace section of LEDATA output (continued)

Section number and heading	Contents
[4] Trace Table Entry contents	<p>The individual trace entry:</p> <ul style="list-style-type: none"> • The TYPE - GET or FREE. • The Cell within the pool being acted upon. • The CPU and TCB which requested or freed the cell. • A traceback at the time of the request. The number of entries in this traceback is limited by the HEAPCHK runtime option.

Understanding the C/C++-specific LEDATA output

The Language Environment IPCS VERBEXIT LEDATA generates formatted output of C/C++-specific control blocks from a system dump when the COMP(C), COMP(ALL), or ALL parameter is specified and C/C++ is active in the dump. The following example illustrates the C/C++-specific output produced. [Figure 8 on page 43](#) and [Table 26 on page 138](#) describe the information contained in the formatted output. Ellipses are used to summarize some sections of the dump. For easy reference, the sections of the dump are numbered to correspond with the description of each section that follows.

```
*****
                        CRTL ENVIRONMENT DATA
*****
[1]CGEN:  20C13A10
+00007C  OS_SCTYPE:00000000      CGENE:20C10B90      CRENT:20C14FF8
+0001F8  CFLTINIT:4E000000 00000000      CPRMS:20C127A8      TRACE:00000000
+000208  CTHD:20C0E8A0      CURR_FECB:20C101D8      CEDCXV:A0DF66D8
+000214  CGEN_CPCB:20C0DEA8      CGEN_CEDB:20C0F938      CFLG3:00
+000220  CIO:20C0E098      FDSETFD:00000000      FCB_MUTEXOK:0000
+00022C  T_C16:00000000      T_C17:00000000      CEDCOV:2117A9A8
+000238  CT0FSV:00000000      TRTSPACE:20C0EE50

[2]CGENE:  20C10B90
+000000  CGENEYE:GENE      CGENESIZE:000006E0      CGENEPTR:20C10B90
+0000D0  CERRNO:00000000      TEMPLONG:00000000      AMRC:20C0E770
+000104  STDINFILE:20C0F718      STDOUTFILE:20C0F2D8
+00010C  STDERFILE:20C0F4F8      CTYPE:21035412      LC_CTYPE:21035412
+000124  LC_CHARMAP:21035F00
+000500  MIN_FLT:00100000 00000000 00000000
+000510  MAX_FLT:7FFFFFFF FFFFFFFF 71FFFFFF FFFFFFFF
+000520  FLT_EPS:3C100000      DBL_EPS:34100000 00000000
+000530  LDBL_EPS:26100000 00000000 18000000 00000000
+000544  IMSPCBLIST:20C145A4      ADDRTRL:20C0EC28
+0006D4  ABND_CODE:00000000      RSN_CODE:00000000

[3]CEDB:  20C0F938
+000000  EYE:CEDB      SIZE:000007C0      PTR:20C0F938      CLLST:20C00568
+000010  CEELANG:0003      CASWITCH:0000      CLWA:20C11270
+000018  CALTLWA:20C115C0      CCADDR:20C00A10      CFLGS:00000080
+000024  CEESTART:20C00000      ANCHOR:00000000      RPLLEN:00000000
+000030  ACBLEN:00000000      LC:20C10100      VALID_HIGH:210306C0
+00003C  _LOW:2102FBEB      HEAD_FECB:00000000      ATEXTIT_COUNT:00000000
+000048  _EMPTY_COUNT:20C0FA10      MAINPRMS:2132D768
+000050  STDINFILE:20C0F718      STDOUTFILE:20C0F2D8
+000058  STDERFILE:20C0F4F8      CTYPE:21035412      TZDFLT:00003840
+000064  CINFO:20C10190      CMS_WRITE_DISK:4040      _DISK_SET:00000000
+000070  MIN_FLT:00100000 00000000 00000000 00000000
+000080  MAX_FLT:7FFFFFFF FFFFFFFF 71FFFFFF FFFFFFFF
+000090  FLT_EPS:3C100000      DBL_EPS:34100000 00000000
+0000A0  LDBL_EPS:26100000 00000000 18000000 00000000      FLAGS1:02080000
+0000B4  MTF_MAINTASK_BLK:00000000      MSG_SETTING:00      DEPTH:00000000
+0000C0  SCREEN_WIDTH:00000000      USERID:CHARUM
+0000CC  HEAP24_ANCHOR:00000000      TCIC:00000000      TKCLI:00000000
+0000D8  ATEXTIT_FUNCS01:20C0FA24 00000000 00000000 00000000 00000000
+0000EC  ATEXTIT_FUNCS02:20C0FA38 00000000 00000000 00000000 00000000
+000100  ATEXTIT_FUNCS03:20C0FA4C 00000000 00000000 00000000 00000000
+000114  ATEXTIT_FUNCS04:20C0FA60 00000000 00000000 00000000 00000000
+000128  ATEXTIT_FUNCS05:20C0FA74 00000000 00000000 00000000 00000000
+00013C  ATEXTIT_FUNCS06:20C0FA88 00000000 00000000 00000000 00000000
+000150  ATEXTIT_FUNCS07:20C0FA9C 00000000 00000000 00000000 00000000
+000164  ATEXTIT_FUNCS08:20C0FAB0 00000000 00000000 00000000 00000000
+000178  ATEXTIT_FUNCS09:20C0FAC4 00000000 00000000 00000000 00000000
+00018C  ATEXTIT_FUNCS10:20C0FAD8 00000000 00000000 00000000 00000000
```

```

+0001A0 ATEXTIT_FUNCS11:20C0FAEC 00000000 00000000 00000000 00000000
+0001B4 ATEXTIT_FUNCS12:20C0FB00 00000000 00000000 00000000 00000000
+0001C8 ATEXTIT_FUNCS13:20C0FB14 00000000 00000000 00000000 00000000
+0001DC ATEXTIT_FUNCS14:20C0FB28 00000000 00000000 00000000 00000000
+0001F0 ATEXTIT_FUNCS15:20C0FB3C 00000000 00000000 00000000 00000000
+000204 ATEXTIT_FUNCS16:20C0FB50 00000000 00000000 00000000 00000000
+000218 ATEXTIT_FUNCS17:20C0FB64 00000000 00000000 00000000 00000000
+00022C ATEXTIT_FUNCS18:20C0FB78 00000000 00000000 00000000 00000000
+000240 ATEXTIT_FUNCS19:20C0FB8C 00000000 00000000 00000000 00000000
+000254 ATEXTIT_FUNCS20:20C0FBA0 00000000 00000000 00000000 00000000
+000268 ATEXTIT_FUNCS21:20C0FBB4 00000000 00000000 00000000 00000000
+00027C ATEXTIT_FUNCS22:20C0FBC8 00000000 00000000 00000000 00000000
+000290 ATEXTIT_FUNCS23:20C0FBDC 00000000 00000000 00000000 00000000
+0002A4 ATEXTIT_FUNCS24:20C0FBF0 00000000 00000000 00000000 00000000
+0002B8 ATEXTIT_FUNCS25:20C0FC04 00000000 00000000 00000000 00000000
+0002CC ATEXTIT_FUNCS26:20C0FC18 00000000 00000000 00000000 00000000

```

```

+0002E0 ATEXTIT_FUNCS27:20C0FC2C 00000000 00000000 00000000 00000000
+0002F4 ATEXTIT_FUNCS28:20C0FC40 00000000 00000000 00000000 00000000
+000308 ATEXTIT_FUNCS29:20C0FC54 00000000 00000000 00000000 00000000
+00031C ATEXTIT_FUNCS30:20C0FC68 00000000 00000000 00000000 00000000
+000330 ATEXTIT_FUNCS31:20C0FC7C 00000000 00000000 00000000 00000000
+000344 ATEXTIT_FUNCS32:00000000 00000000 00000000 00000000 00000000
+000358 HEAD_FOREIGN_FECB:00000000 SNAP_DUMP_COUNT:00000000
+000360 ENVIRON:00000000 GETENV_BUF:00000000
+000368 _BUF_LEN:00000000 CDLL:21351CE0
+000370 INSPECT_GLOBALS:00000000 _JMP_BUFF:00000000
+000378 _BACK_END:00000000 _FLAGS:00000000 _TAB:00000000
+000384 INTOFFLIST:00000000 CGEN_CRENT:20C14FF8 _CPRMS:20C127A8
+000390 _CEDCXV:A0DF66D8 _CEDCOV:2117A9A8
+000398 _EPCBLIST:00000000 CAA_ADDR:20C13A10
+0003A0 CDLL_PENDING:00000000 USERIDLENGTH:00000006
+0003A8 TZSHR_1:20C102B8 TZSHR_2:20C102BC
+0003B0 MAXUNGETCOUN:0004 DLL_DIAG_FLAG:04 RWSTATIC:20C14FF8
+0003B8 RWLEN:00000008 CSGDLLI:00000000 DLLISIZE:00000000
+0003C4 IOGET_ANY:213244E8 _BELOW:213240B8 IOFREE_ANY:21323D80
+0003D0 _BELOW:21323A48 CSGSTINIT:00000000 STINITSIZE:00000000
+0003DC MTFMAINTASKBLK:00000000 SIGTABLE:20C103B8
+0003E4 INIT_STDIN:20C0F718 STDOUT:20C0F2D8
+0003EC _STDERR:20C0F4F8 TABNUM:00000008 FLAGS2:00000000
+000400 OPENMVS_FLAGS:00 MRPSTDR:2100AA80 MWPSTDR:2100A8A8
+00040C MRPSTDC:21009EE0 MWPSTDC:21009D08 OWRP1:00000000
+000418 OWRP3:00000000 STATIC_EDCOV:00000000 GETENV_BUF2:00000000
+000424 _BUF2_LEN:00000000 DLCB_MUTEX:00000000 _CONDV:00000000
+000430 EDCOV:00000000 LCX:20C102B8 MUTEX_ATTR:00000000
+00043C STOR_INIT_B:00001000 _INCR_B:00001000
+000444 STOR_INIT:00003000 _INCR:00002000 DEMANGLE:00000000
+000454 TEMPR15:00000000 TERMINATE:210FC578
+00045C CXX_INV:00000000 D4_JOIN_MUTEX_ATTR:00000000
+000468 _MUTEX:00000000 _CONDV_ATTR:00000000 _CONDV:00000000
+000474 DLLANCHOR:00000000 DLLLAST:00000000 MEM24P:20C145A8
+000480 RTLMUTEX_ARRAYPTR:00000000 MSGCATLIST:00000000
+000488 SRCHP:00000000 ETOAP:00000000 ATOEP:00000000
+000494 NDMGMT:00000000 POPENP:00000000 RND48P:00000000
+0004A0 BRK_HEAPID:00000000 _START:00000000 _CURRENT:00000000
+0004AC _END:00000000 RESTARTTABLE:00000000 SYSLOGP:00000000
+0004BC LOGIN_NAME:..... PREV_UMASK_VAL:00000000
+0004D0 HFP_LDBL_LMS:00100000 00000000 00000000 00000000 7FFFFFFF FFFFFFFF 71FFFFFF FFFFFFFF 26
+000500 BFP_LDBL_LMS:00010000 00000000 00000000 00000000 7FFFFFFF FFFFFFFF FFFFFFFF FFFFFFFF 3F
+000590 HFP_DBL_LMS:00100000 00000000 00000000 7FFFFFFF FFFFFFFF 34100000 00000000
+0005A8 BFP_DBL_LMS:00100000 00000000 7FEFFFFFF FFFFFFFF 3CB00000 00000000 7FF00000 00000000 FF
+0005F0 HFP_MHDC:412B7E15 1628AED3 41171547 652B82FE 406F2DEC 549B9439 40B17217 F7D1CF7A 41
+000660 BFP_MHDC:4005BF0A 8B145769 3FF71547 652B82FE 3FDBC87B 1526E50E 3FE62E42 FEFA39EF 40
+0006D0 HFP_FLT_LMS:00100000 7FFFFFFF 3C100000
+0006DC BFP_FLT_LMS:00800000 7F7FFFFFF 34000000 7F800000 FF800000 7FA00000 FFA00000 7FC00000 FF
+000700 HFP_FHDC:00000010 0006000E 001C0006 000F0020 FFC0FFC0 FFC0FFB2 FFB2FFB2 003F003F 00
+000728 BFP_FHDC:00010002 00180035 00710006 000F0021 FF83FC03 C003FFDB FECDECB0 00800400 40
+000750 ASCII_CCID:0333 EBCDIC_CCID:0417 LOGIN_NAME_A:.....
+000760 CINFO_A:00000000 LC_C:20C108B0 _A:00000000
+00076C LCX_A:00000000 CORRESTABLE:00000000
+000774 TZSHR_A:00000000 00000000 CGENVEC31:20EA8500
+000780 CEDBVEC31:00000000 FORKQ_HEAD:00000000
+000788 FORKQ_TAIL:00000000 PTHREAD_YIELD1:0001D100
+000790 PTHREAD_YIELD2:00002E80 ICONV_MODE:U _TECH:LMREC....
+00079E _USERSET:D

```

```

[4]CTHD: 20C0E8A0
+000000 CTHDEYE:CTHD SIZE:00000380 CTHDPTR:20C0E8A0
+00000C STORPTR:00000000 TOKPTR:2102F210
+000014 ASCTIME_RESULT:.....
+00002E SNAP_DUMP_FLAG:00 GMTIME_BKDN:20C0EE28
+000034 TIMECALLED:00000000 DATECALLED:00000000

```

```

+00003C DTCALLED:00000000 LOC_CALLED:00000000
+000044 DOFMT0_DISCARDS:00000000 CERRNO:00000031 AMRC:20C0E770
+000050 AMRC2:20C0E878 GDATE:00000000 OPTARGV:00000000

```

```

+00005C OPTERRV:00000001 OPTINDV:00000001
+000064 OPTOPTV:00000000 OPTSIND:00000000 DLGHTV:00000000
+000070 TZONEV:00000000 GTDTERRV:00000000 OPTARGP:20C0E8F8
+00007C OPTERRP:20C0E8FC OPTINDP:20C0E900
+000084 OPTOPTP:20C0E904 DLGHTP:20C0E90C TZONEP:20C0E910
+000090 GTDTERRP:20C0E914 RNDSTGP:00000000
+000098 LOCNAME:00000000 ENCRYPTP:00000000 CRYPTP:00000000
+0000A4 RND48P:00000000 L64AP:00000000 WCSTOKP:00000000
+0000B0 CUSERP:00000000 GPASSP:00000000 UTMPXP:00000000
+0000BC NDMGMP:00000000 RECOMP:00000000 STACKPTR:00000000
+0000C8 STACKSIZE:00000000 STACKFLAGS:40 THREAD_CHARMODE:E
+0000D0 MCVP:00000000 H_ERRNO:00000000 SD:FFFFFFFF
+0000DC HOSTENT_DATA_P:00000000 HOSTENT_P:00000000
+0000E4 NETENT_DATA_P:00000000 NETENT_P:00000000
+0000EC PROTOENT_DATA_P:00000000 PROTOENT_P:00000000
+0000F4 SERVENT_DATA_P:00000000 SERVENT_P:00000000
+0000FC NTOA_BUF:..... _LOC1V:00000000
+000114 LOCS_V:00000000 HERRNOP:20C0E9B0 _LOC1P:00000000
+000120 REXECP:00000000 CXXEXCEPTION:20C0E560 TEMPDCBE:00000000
+00012C T_ERRNOV:20C0E9CC T_ERRNOP:20C0E9E0 LOC1_P:20C0E9E4
+000138 LOC2_P:20C0E9B4 LOCS_P:00000000 LOC1_V:00000000
+000144 LOC2_V:00000000 THD_STORAGE:00000000 CONTEXT_LINK:00000000
+000150 FLAG51:20C0EF50 LABEL_VAR:00000000 ABND_CODE:00000000
+00015C RSN_CODE:00000000 STRFTIME_ERADTCALLED:00000000
+000164 STRFTIME_ERADATECALLED:00000000
+000168 STRFTIME_ERATIMECALLED:00000000
+00016C STRFTIME_ERAYEARCALLED:00000000 MBLEN_STATE:0000
+000172 MBRTOWC_STATE:0000 WCRTOMB_STATE:0000
+000176 MBSRTOWCS_STATE:0000 WCSRTOMBS_STATE:0000 MBLEN_STATE:F0F0
+00017C MBTOWC_STATE:0000 SBSCS:. CPTYPE:.
+000180 CURR_HEAP_ID:00000000 CURR_CAA:00000000
+000188 CURR_MOD_HANDLE:00000000 CURR_BMR:00000000
+000190 CU_LIST:00024040 CURR_STATUS:00 CURR_CASE:00
+000198 RAND_NEXT:20C0E2D8 STRERRORBUF:00000000
+0001A0 TMPAREA:20C0E638 IOWORKAREA:00012088
+0001A8 TEMPDCB:000120E8 TEMPJFCB:20C0E598
+0001B0 TEMPDSCB:00000000 NAMEBUF:C00B0641
+0001B8 ERRNO_JR:00000000 RET_STRUCT:00000000
+0001C0 BKDN_IS_LOCALTIME:00008000 SWPRINTF_SIZE:00000000
+0001C8 SWPRINTF_BUF:20C0E540 S99P:20C0F1A8 MUTEXCTARRAY:00000000
+0001D4 STRFTIME_ERANAMECALLED:00000000 HPJRTL_1:00000000
+0001DC HPJRTL_2:00000000 HPJRTL_3:00000000
+0001E4 HPJRTL_4:00000000 HPJRTL_5:00000000
+0001EC HPJRTL_6:00000000 HPJRTL_7:00000000
+0001F4 HPJRTL_8:00000000 DLL_LOADLEVEL:00000000
+0002FC DLL_CONSTLIST:00000000 FCB_MUTEX:20C0E280
+000204 HSPABHWA:20C0F204 MUTEX_SAVE:00012198
+00020C IO24WORKAREA:4D000000 INITIAL_CPU_TIME:0000F603 00000001
+000218 FCB_MUTEX_OK:00000000 FCB_MUTEX_SAVE:00000000
+000220 ENTRY_ADDRTABLESIZE:00000000 ADDRESS:00000000
+000228 NUMBEROFNAMES:00000000 NAMES1:.....
+000245 NAMES2:.....
+00025E NAMES3:.....
+000277 NAMES4:.....
+000290 NAMES5:.....
+0002A9 NAMES6:.....
+0002C4 ENTRY_SITETABLESIZE:00000000 KIND:00
+0002CC NUM_ADDRS:00000000 ADDRESSES_1:00000000
+0002D4 ADDRESSES_2:00000000 ADDRESSES_3:00000000
+0002DC ADDRESSES_4:00000000 ADDRESSES_5:00000000
+0002E4 ADDRESSES_6:00000000 NAME:.....{U.
+000300 T_STRERRORBUF:00000000 THD_OURFDSET:00000000
+000308 IEEECWAP:00000000 FPC_SAVEAREA_TRAP:00
+00030D FPC_SAVEAREA_XCP:00 FPC_SAVEAREA_DXC:00
+00030F FPC_SAVEAREA_RMODE:00 LAST_YIELD_1:00000000
+000314 LAST_YIELD_2:00000000 YIELD_COUNT:00000000
+00031C RETVAL_P:00000000 CTHD_SETENV_FB:.....
+000334 LIBASCIIWAP:00000000 SETLOCALE_ACALLED:00
+00033A ASCIIINAMEBUFL:0000 ASCIIINAMEBUF:00000000
+000348 LOCNAME_A:00000000 EBCDICENTRY:00000000

```

```

+000350 ASCIIENTRY:00000000 CTHD_NASCIWAP:00000000
+000358 CTHD_PROCRESP:00000000 CTHD_OPTN_P:00000000
+000360 CTHD_GAI_STRERROR_P:00000000
+000364 CTHD_CKPATHDD_PARMs:00000000
+000370 LAST_YIELD_EX:00000000 00000000 00000000 00000000

```

```

[5]CPCB: 20C0DEA8
+000000 CPCB_EYE:CPCB      CPCB_SIZE:00000080      CPCB_PTR:00000000
+00000C FLAGS1:40000000    TTKNHDR:00000000      TTKN:00000000
+000018 FOOTPRINT:20C0F938    CODE370:00000000      CIO:20C0E098
+000024 _Reuse:00000000      _RSAbove:20C0DEA8      _RSAbovelength:00003FF0
+000030 _RSBelow:20C145A0      _RSBelowlength:00000010

[6]CIO: 20C0E098
+000000 EYE:CIO      SIZE:00000090      PTR:00000000      FLG1:09
+00000D FLG2:E0      FLG3:00      FLG4:00      DUMMYF:20C0E128
+000014 EDCZ24:00000000    FCBSTART:2135A040      DUMMYFCB:20C0E148
+000020 MFCBSTART:2135A470    IOANYLIST:2135A000
+000028 IOBELOWLIST:00014000    FCBDDLST:00000000
+000030 PERRORBUF:20C0DF60      TMPCOUNTER:00000000
+000038 TEMPMEM:00000000      PROMPTBUF:00000000      IO24:000122D0
+000044 IOEXITS:000127C8      TERMINALCHAIN:00000000
+00004C VANCHOR:00000000      XTI:00000000      ENOWP24:20F484A0
+000058 MAXNUMDESCRPS:00000000      DESCARRAY:00000000
+000064 TEMPFILENUM:00000000    CSS:00000000      DUMMY_NAME:.....
+000074 HOSTNAME_CACHE:00000000    HOSTADDR_CACHE:00000000
+00007C IO31:20E62508
+000080 LAST_FD_CLOSE:00000000 00000000 00000000 00000000
+000090 IOGET64:213244E8      IOFREE64:21323D80

```

Exiting CRTL Environment Data

```

*****
***** CRTL I/O CONTROL BLOCKS *****
*****
CIO: 20C0E098
+000000 EYE:CIO      SIZE:00000090      PTR:00000000      FLG1:09
+00000D FLG2:E0      FLG3:00      FLG4:00      DUMMYF:20C0E128
+000014 EDCZ24:00000000    FCBSTART:2135A040      DUMMYFCB:20C0E148
+000020 MFCBSTART:2135A470    IOANYLIST:2135A000
+000028 IOBELOWLIST:00014000    FCBDDLST:00000000
+000030 PERRORBUF:20C0DF60      TMPCOUNTER:00000000
+000038 TEMPMEM:00000000      PROMPTBUF:00000000      IO24:000122D0
+000044 IOEXITS:000127C8      TERMINALCHAIN:00000000
+00004C VANCHOR:00000000      XTI:00000000      ENOWP24:20F484A0
+000058 MAXNUMDESCRPS:00000000      DESCARRAY:00000000
+000064 TEMPFILENUM:00000000    CSS:00000000      DUMMY_NAME:.....
+000074 HOSTNAME_CACHE:00000000    HOSTADDR_CACHE:00000000
+00007C IO31:20E62508
+000080 LAST_FD_CLOSE:00000000 00000000 00000000 00000000
+000090 IOGET64:213244E8      IOFREE64:21323D80

FFIL: 2135A020
+000000 MARKER1:AFCB      FILE:00000000      _FP:2135A040
+00000C MARKER2:AFCBAFCB      FF_FLAGS:01000000
+000014 FCBMUTEX:00000000      THREADID:00000000 00000000

```

File name: /u/charum/b235/in.txt

```

[7]FCB: 2135A040
+000000 BUFPTR:00000000    COUNTIN:00000000      COUNTOUT:00000000
+00000C READFUNC:2135A110    WRITEFUNC:2135A130      FLAGS1:0000
+000016 DEPTH:0000    NAME:2135A1FC      _LENGTH:00000015
+000020 _BUFSIZE:00000044    MEMBER:.....    NEXT:2135A268
+000030 PREV:00000000      PARENT:2135A040      CHILD:00000000
+00003C DDNAME:.....    FD:00000000      DEVTYPE:09    FCBTYPE:007C
+00004C FSCE:2135A174      UNGETBUF:2135A174      REPOS:212FD080
+000058 GETPOS:212FCF50      CLOSE:21318C78      FLUSH:212FCEE8
+000064 UTILITY:21318870      USERBUF:00000000      LRECL:00000000
+000070 BLKSIZE:00000000      REALBUFPTR:00000000
+000078 UNGETCOUNT:00000000    BUFSIZE:00001000      BUF:00000000
+000084 CURSOR:00000000      ENDOFDATA:00000000      SAVEDBUF:00000000
+000090 REALCOUNTIN:00000000    REALCOUNTOUT:00000000
+000098 POSMAJOR:FFFFFFFF      SAVEMAJOR:00000000
+0000A0 POSMINOR:00000000      SAVEMINOR:00000000      STATE:0000
+0000AA SAVESTATE:0000      EXITFTELL:00000000      EXITUNGETC:00000000
+0000B4 DBCSTART:00000000      UTILITYAREA:00000000
+0000BC INTERCEPT:00000000      FLAGS2:00190040 00001300
+0000C8 DBCSSTATE:0000      FCB_CPCB:20C0DEA8
+0000D0 READGLUE:58FF0008 07FF0000      READ:212FD418
+0000DC RADDR_WSA:00000000      _GETFN:00000000      RDLL_INDEX:00000000

```

```

+0000E8 RCEESG003:00000000      RWSA:00000000
+0000F0 WRITEGLUE:58FF0008 07FF0000      WRITE:212FD220
+0000FC WADDR_WSA:00000000      _GETFN:00000000      WDLL_INDEX:00000000
+000108 WCEESG003:00000000      WWSA:00000000

```

HFSF: 2135A174

```

+000000 HFSF_EYE:HFSF      READ:2131A1F8      WRITE:213197A0
+00000C REPOS:21319198    GETPOS:21318EA8    FLUSH:21318A08
+000018 READBUFLLEN:00000000 OPENFLAG:00000403 FLAG1:00000000
+000024 HFSF_ST_MODE:030001C0 HFSF_LAST_FSTAT:4DC12A2E C5C4ADF8

```

```

FFIL: 2135A248
+000000 MARKER1:AFCB      FILE:00000000      __FP:2135A268
+00000C MARKER2:AFCBAFCB  FF_FLAGS:01000000
+000014 FCBMUTEX:00000000  THREADID:00000000 00000000

```

File name: CHARUM.A.B

```

FCB: 2135A268
+000000 BUFPTR:00000000  COUNTIN:00000000  COUNTOUT:00000000
+00000C READFUNC:2135A338  WRITEFUNC:2135A358  FLAGS1:0000
+000016 DEPTH:0000  NAME:2135A424  _LENGTH:0000000A
+000020 _BUFSIZE:00000044  MEMBER:.....  NEXT:2135A660
+000030 PREV:2135A040  PARENT:2135A268  CHILD:00000000
+00003C DDNAME:.....  FD:FFFFFFFF  DEVTYPE:08  FCBTYPE:0055
+00004C FSCE:2135A39C  UNGETBUF:2135A39C  REPOS:20F52B90
+000058 GETPOS:20FDD460  CLOSE:20FDD058  FLUSH:20F52AF8
+000064 UTILITY:20F3C030  USERBUF:00000000  LRECL:00000400
+000070 BLKSIZE:00000400  REALBUFPTR:00000000
+000078 UNGETCOUNT:00000000  BUFSIZE:00000400  BUF:00000000
+000084 CURSOR:00000000  ENDOFDATA:00000000  SAVEDBUF:00000000
+000090 REALCOUNTIN:00000000  REALCOUNTOUT:00000000
+000098 POSMAJOR:00000000  SAVEMAJOR:00000000
+0000A0 POSMINOR:00000000  SAVEMINOR:00000000  STATE:0000
+0000AA SAVESTATE:0000  EXITFTELL:00000000  EXITUNGETC:20F481E8
+0000B4 DBCSTART:00000000  UTILITYAREA:00000000
+0000BC INTERCEPT:00000000  FLAGS2:02020008 40000100
+0000C8 DBCSSTATE:0000  FCB_CPCB:20C0DEA8
+0000D0 READGLUE:58FF0008 07FF0000  READ:20F48580
+0000DC RADDR_WSA:00000000  _GETFN:00000000  RDLL_INDEX:00000000
+0000E8 RCEESG003:00000000  RWSA:00000000
+0000F0 WRITEGLUE:58FF0008 07FF0000  WRITE:20F531A0
+0000FC WADDR_WSA:00000000  _GETFN:00000000  WDLL_INDEX:00000000
+000108 WCEESG003:00000000  WWSA:00000000
MEMO: 2135A39C
+000000 MEMO_EYE:MEMO  MFCB:2135A470  NEBULA:2135A4E4
+00000C NEBINDEXT:0001  CURRDS:00000000  READ:20F48580
+000018 WRITE:20FDF820  REPOS:20FDD670  FLUSH:20FDCDE0

```

```

FFIL: 2135A640
+000000 MARKER1:AFCB      FILE:00000000      __FP:2135A660
+00000C MARKER2:AFCBAFCB  FF_FLAGS:01000000
+000014 FCBMUTEX:00000000  THREADID:00000000 00000000

```

File name: CHARUM.B.C

```

FCB: 2135A660
+000000 BUFPTR:00000000  COUNTIN:00000000  COUNTOUT:00000000
+00000C READFUNC:2135A730  WRITEFUNC:2135A750  FLAGS1:0000
+000016 DEPTH:0000  NAME:2135A81C  _LENGTH:0000000A
+000020 _BUFSIZE:00000044  MEMBER:.....  NEXT:2135AA60
+000030 PREV:2135A268  PARENT:2135A660  CHILD:00000000
+00003C DDNAME:.....  FD:FFFFFFFF  DEVTYPE:0A  FCBTYPE:0056
+00004C FSCE:2135A794  UNGETBUF:2135A794  REPOS:21313E38
+000058 GETPOS:21313AF0  CLOSE:213150A8  FLUSH:21313A70
+000064 UTILITY:20F3C030  USERBUF:00000000  LRECL:00001000
+000070 BLKSIZE:00001000  REALBUFPTR:00000000
+000078 UNGETCOUNT:00000000  BUFSIZE:00001000  BUF:00000000
+000084 CURSOR:00000000  ENDOFDATA:00000000  SAVEDBUF:00000000
+000090 REALCOUNTIN:00000000  REALCOUNTOUT:00000000
+000098 POSMAJOR:00000000  SAVEMAJOR:00000000
+0000A0 POSMINOR:00000000  SAVEMINOR:00000000  STATE:0000
+0000AA SAVESTATE:0000  EXITFTELL:00000000  EXITUNGETC:20F481E8
+0000B4 DBCSTART:00000000  UTILITYAREA:00000000
+0000BC INTERCEPT:00000000  FLAGS2:02020028 40004100
+0000C8 DBCSSTATE:0000  FCB_CPCB:20C0DEA8
+0000D0 READGLUE:58FF0008 07FF0000  READ:20F48580
+0000DC RADDR_WSA:00000000  _GETFN:00000000  RDLL_INDEX:00000000
+0000E8 RCEESG003:00000000  RWSA:00000000
+0000F0 WRITEGLUE:58FF0008 07FF0000  WRITE:21314110
+0000FC WADDR_WSA:00000000  _GETFN:00000000  WDLL_INDEX:00000000
+000108 WCEESG003:00000000  WWSA:00000000

```

```

HSPF: 2135A794
+000000 HSPF_EYE:HSPF  MFCB:2135A970  READ:20F48580
+00000C WRITE:21316858  REPOS:21315650  GETPOS:21315470
+000018 FLUSH:21314A30  CURBUFSIZEUSED:00000000

```



```

+000020 LASTBLKOFFSET:00000000      HSPPARM:2135A868

  FFIL: 2135AA40
+000000 MARKER1:AFCB      FILE:00000000      __FP:2135AA60
+000000C MARKER2:AFCAFCB      FF_FLAGS:01000000
+000014 FCBMUTEX:00000000      THREADID:00000000 00000000

```

File name: CHARUM.C.D

```

  FCB: 2135AA60
+000000 BUFPTR:00000000      COUNTIN:00000000      COUNTOUT:00000000
+000000C READFUNC:2135AB30      WRITEFUNC:2135AB50      FLAGS1:0000
+000016 DEPTH:0000      NAME:2135AC1C      LENGTH:00000000A
+000020 _BUFSIZE:00000044      MEMBER:.....      NEXT:2135AD30
+000030 PREV:2135A660      PARENT:2135AA60      CHILD:00000000
+00003C DDNAME:SYS00011      FD:FFFFFFFF      DEVTYPE:00      FCBTYPE:0027
+00004C FSCE:2135AB94      UNGETBUF:2135AB94      REPOS:20F5F2A0
+000058 GETPOS:20F48330      CLOSE:20F7E1A0      FLUSH:20F5F3A8
+000064 UTILITY:20F5F160      USERBUF:00000000      LRECL:00000050
+000070 BLKSIZE:00000050      REALBUFPTR:00000000
+000078 UNGETCOUNT:00000000      BUFSIZE:00000051      BUF:00000000
+000084 CURSOR:00000000      ENDOFDATA:00000000      SAVEDBUF:00000000
+000090 REALCOUNTIN:00000000      REALCOUNTOUT:00000000
+000098 POSMAJOR:00000000      SAVEMAJOR:00000000
+0000A0 POSMINOR:00000000      SAVEMINOR:00000000      STATE:0000
+0000AA SAVESTATE:0000      EXITFTELL:20F482A8      EXITUNGETC:20F481E8
+0000B4 DBCSTART:00000000      UTILITYAREA:00000000
+0000BC INTERCEPT:00000000      FLAGS2:02120020 40489100
+0000C8 DBCSSTATE:0000      FCB_CPCB:20C0DEA8
+0000D0 READGLUE:58FF0008 07FF0000      READ:20F48580
+0000DC RADDR_WSA:00000000      GETFN:00000000      RDLL_INDEX:00000000
+0000E8 RCEESG003:00000000      RWSA:00000000
+0000F0 WRITEGLUE:58FF0008 07FF0000      WRITE:20F7ED60
+0000FC WADDR_WSA:00000000      GETFN:00000000      WDLL_INDEX:00000000
+000108 WCEESG003:00000000      WWSA:00000000

```

```

  OSNS: 2135AB94
+000000 OSNS_EYE:OSNS      READ:20F48580      WRITE:20F7E640
+000000C REPOS:20F5F588      GETPOS:20F48330      CLOSE:20F7E1A0
+000018 FLUSH:20F7E4C0      UTILITY:213126A0      EXITFTELL:20F482A8
+000024 EXITUNGETC:20F481E8      OSIOBLK:2135AC68
+00002C NEWLINEPTR:00000000      RECLENGTH:00000050      FLAGS:81000000

```

```

  OSIO: 2135AC68
+000000 OSIO_EYE:OSIO      DCBW:00012020      DCBRU:00000000
+000000C JFCB:000127E8      CURRMBUF:00000000      MBUFCOUNT:00000000
+000018 READMAX:00000000      CURBLKNUM:FFFFFFFF
+000020 LASTBLKNUM:FFFFFFFF      BLKSPERTRK:0000      OSIO_ACCESS_METHOD:02
+000027 OSIO_NOSEEK_TO_SEEK:00      FIRSTPOS:00000000
+00002C LASTPOS:00000000      NEWPOS:00000000      READFUNCNUM:00000002
+000038 WRITEFUNCNUM:00000005      FCB:2135AA60      PARENT:2135AC68
+000044 FLAGS1:81000000      DCBERU:00000000      DCBEW:2135ACD0
+000050 OSIO_VOLSEQ:0000      OSIO_NEWVOLSEQ:0000      OSIO_EXT:00000000
+000058 OSIO_HIGHVOL:0000      APPENDEDLASTVOLSEQ:0000
+00005C OSIO_JFCBX:00000000

```

```

  DCB: 00012020
+000000 DCBRELAD:2135ACD0      DCBFDAD:00000000 D2000300
+000014 DCBBUFNO:05      DCBSRG1:40      DCBEODAD:000000      DCBRECFCM:80
+000025 DCBEXLSA:0127D0      DCBDDNAM:...&...'d      DCBMACR1:A0
+000033 DCBMACR2:58      DCBSYNAD:000000      DCBBLKSI:0050      DCBNCP:21
+000052 DCBLRECL:0050

```

```

  DCBE: 2135ACD0
+000000 DCBEID:DCBE      DCBELEN:0038      RESERVED0:0000
+000008 DCBEDCB:00012020      DCBERELA:00000000      DCBEFLG1:C0
+000011 DCBEFLG2:88      DCBENSTR:0000      DCBEFLG3:80
+000024 DCBESIZE:00000000      DCBEEODA:20E6269A
+00002C DCBESYNA:20E6263C      MULTSDN:00

```

```

  JFCB: 000127E8
+000000 JFCBDSNM:CHARUM.C.D
+00002C JFCBELNM:      JFCBTSDM:80      JFCBDSCB:01291C
+000046 JFCBVLSQ:0000      JFCBIND1:00      JFCBIND2:40
+000058 JFCBUFNO:00      JFCDSRG1:00      JFCDSRG2:00
+000064 JFCRECFCM:00      JFCBLKSI:0000      JFCLRECL:0000      JFCNCP:00
+000075 JFCBNVOL:01      JFCBNVOLS:SL4A00
+000094 JFCBEXTL:00      JFCBEXAD:0009AF      JFCFLGS1:00
+0000AE JFCBVLC:01

```

FFIL: 2135AD10

```
+000000 MARKER1:AFCB FILE:00000000 __FP:2135AD30
+00000C MARKER2:AFCAFCB FF_FLAGS:01000000
+000014 FCBMUTEX:00000000 THREADID:00000000 00000000
```

File name: CHARUM.D.E

```
FCB: 2135AD30
+000000 BUFPTR:2135AFE0 COUNTIN:00000007 COUNTOUT:00000000
+00000C READFUNC:2135AE00 WRITEFUNC:2135AE20 FLAGS1:9000
+000016 DEPTH:0000 NAME:2135AEEC _LENGTH:0000000A
+000020 _BUFSIZE:00000044 MEMBER:..... NEXT:2135B0A0
+000030 PREV:2135AA60 PARENT:2135AD30 CHILD:00000000
+00003C DDNAME:SYS00012 FD:FFFFFFFF DEVTYPE:00 FCBTYPE:002A
+00004C FSCE:2135AE64 UNGETBUF:2135AE64 REPOS:20F87590
+000058 GETPOS:20F89070 CLOSE:20F862E0 FLUSH:20F86D50
+000064 UTILITY:20F85D60 USERBUF:00000000 LRECL:00000050
+000070 BLKSIZE:00000050 REALBUFPTR:2135AFE0
+000078 UNGETCOUNT:00000000 BUFSIZE:00000051 BUF:2135AFE0
+000084 CURSOR:2135AFE0 ENDOFDATA:2135AFE0 SAVEDBUF:00000000
+000090 REALCOUNTIN:00000000 REALCOUNTOUT:00000050
+000098 POSMAJOR:00000000 SAVEMAJOR:00000000
+0000A0 POSMINOR:00000000 SAVEMINOR:00000000 STATE:0000
+0000AA SAVESTATE:0000 EXITFTELL:00000000 EXITUNGTC:00000000
+0000B4 DBCSTART:00000000 UTILITYAREA:00000000
+0000BC INTERCEPT:00000000 FLAGS2:021A0000 40440100
```

```
+0000C8 DBCSSTATE:0000 FCB_CPCB:20C0DEA8
+0000D0 READGLUE:58FF0008 07FF0000 READ:20F8C258
+0000DC RADDR_WSA:00000000 _GETFN:00000000 RDLL_INDEX:00000000
+0000E8 RCEESG003:00000000 RWSA:00000000
+0000F0 WRITEGLUE:58FF0008 07FF0000 WRITE:20F89A10
+0000FC WADDR_WSA:00000000 _GETFN:00000000 WDLL_INDEX:00000000
+000108 WCEESG003:00000000 WWSA:00000000

OSFS: 2135AE64
+000000 OSFS_EYE:OSFS READ:20F8C258 WRITE:20F89A10
+00000C REPOS:20F87590 GETPOS:20F89070 CLOSE:20F862E0
+000018 FLUSH:20F86D50 UTILITY:20F85D60 EXITFTELL:00000000
+000024 EXITUNGTC:00000000 OSIOBLK:2135AF38 SAVECURSOR:21
+00002D NEWLINEPTR:35AFE021 ENDOFBLOCK:35AFE600
+000035 CURRBLKSIZE:00000000 LASTBLKSIZE:00005000
+00003D HIGHMAJOR:00000000 RELRECNUM:00000000
+000045 MAXFTELLBLK:00000001 RECBITS:FFFFFFFF
+00004D RECSPERBLOCK:00000700 SAVECHAR:00000140 FLAGS1:72000000

OSIO: 2135AF38
+000000 OSIO_EYE:OSIO DCBW:000128A0 DCBRU:000129F8
+00000C JFCB:00012908 CURRMBUF:000129C0 MBUFCOUNT:00000001
+000018 READMAX:00000001 CURBLKNUM:00000000
+000020 LASTBLKNUM:00000257 BLKSPERTRK:0000 OSIO_ACCESS_METHOD:01
+000027 OSIO_NOSEEK_TO_SEEK:00 FIRSTPOS:00000100
+00002C LASTPOS:00073600 NEWPOS:00000000 READFUNCNUM:00000003
+000038 WRITEFUNCNUM:00000005 FCB:2135AD30 PARENT:2135AF38
+000044 FLAGS1:B5020000 DCBERU:2135B040 DCBEW:2135AFA0
+000050 OSIO_VOLSEQ:0000 OSIO_NEWVOLSEQ:0000 OSIO_EXT:00000000
+000058 OSIO_HIGHVOL:0000 APPENDEDLASTVOLSEQ:0000
+00005C OSIO_JFCBX:00000000

DCB: 000128A0
+000000 DCBRELAD:2135AFA0 DCBFDAD:02000000 3B000236
+000014 DCBBUFNO:00 DCBSRG1:40 DCBEODAD:000000 DCBRECFCM:80
+000025 DCBEXLSA:0127D0 DCBDDNAM:.u.....d DCBMACR1:65
+000033 DCBMACR2:B8 DCBSYNAD:000000 DCBBLKSI:0050 DCBNCP:01
+000052 DCBLRECL:0050

DCB: 000129F8
+000000 DCBRELAD:2135B040 DCBFDAD:00000000 1F000501
+000014 DCBBUFNO:00 DCBSRG1:40 DCBEODAD:000000 DCBRECFCM:80
+000025 DCBEXLSA:0127D0 DCBDDNAM:.u....=u DCBMACR1:0A
+000033 DCBMACR2:F0 DCBSYNAD:000000 DCBBLKSI:0050 DCBNCP:01
+000052 DCBLRECL:0050

DCBE: 2135AFA0
+000000 DCBEID:DCBE DCBELEN:0038 RESERVED0:0000
+000008 DCBEDCB:000128A0 DCBERELA:00000000 DCBEFLG1:C0
+000011 DCBEFLG2:88 DCBENSTR:0000 DCBEFLG3:00
+000024 DCBESIZE:00000000 DCBEEODA:20E6269A
+00002C DCBESYNA:20E6263C MULTSDN:00

DCBE: 2135B040
+000000 DCBEID:DCBE DCBELEN:0038 RESERVED0:0000
```

```

+000008 DCBEDCB:000129F8          DCBERELA:00000000          DCBEFLG1:C0
+000011 DCBEFLG2:88          DCBENSTR:0000          DCBEFLG3:00
+000024 DCBESIZE:00000000          DCBEEODA:20E6269A
+00002C DCBESYNA:20E6263C          MULTSDN:00

JFCB: 00012908
+000000 JFCBDSNM:CHARUM.D.E
+00002C JFCBELNM:          JFCBTSDM:80          JFCBDSNB:003E15
+000046 JFCBVLSQ:0000          JFCBIND1:00          JFCBIND2:40
+000058 JFCBUFNO:00          JFCDSRG1:00          JFCDSRG2:00
+000064 JFCRECFM:00          JFCBLKSI:0000          JFCLRECL:0000          JFCNCP:00
+000075 JFCBNVOL:01          JFCBNVOLS:SL621D
+000094 JFCBEXTL:00          JFCBEXAD:0009FF          JFCFLGS1:00
+0000AE JFCBVLCT:01

```

```

MBUF: 000129C0
+000000 NEXTMBUF:000129C0          BUFFER:2135AFE0          CHECKRESULT:00000000
+00000C BLKSIZE:00000050
+000010 DECB:7F000000 80800000 000129F8 2135AFE0 00006AF8 00000000 00000000 00000000

```

```

FFIL: 2135B080
+000000 MARKER1:AFCB          FILE:00000000          _FP:2135B0A0
+00000C MARKER2:AFCBAFCB          FF_FLAGS:01000000
+000014 FCBMUTEX:00000000          THREADID:00000000 00000000

```

File name: CHARUM.E.F

```

FCB: 2135B0A0
+000000 BUFPTR:00000000          COUNTIN:00000000          COUNTOUT:00000000
+00000C READFUNC:2135B170          WRITEFUNC:2135B190          FLAGS1:0000
+000016 DEPTH:0000          NAME:2135B25C          _LENGTH:0000000A
+000020 _BUFSIZE:00000044          MEMBER:.....          NEXT:2135B370
+000030 PREV:2135AD30          PARENT:2135B0A0          CHILD:00000000
+00003C DDNAME:SYS00013          FD:FFFFFFFF          DEVTYPE:00          FCBTYPE:0020
+00004C FSCE:2135B1D4          UNGETBUF:2135B1D4          REPOS:20F7CAF0
+000058 GETPOS:20F7CEC0          CLOSE:20F77BE8          FLUSH:20F7CA78
+000064 UTILITY:213126A0          USERBUF:00000000          LRECL:00000404
+000070 BLKSIZE:00000408          REALBUFPTR:00000000
+000078 UNGETCOUNT:00000000          BUFSIZE:00000408          BUF:00000000
+000084 CURSOR:00000000          ENDOFDATA:00000000          SAVEDBUF:00000000
+000090 REALCOUNTIN:00000000          REALCOUNTOUT:00000000
+000098 POSMAJOR:00000000          SAVEMAJOR:00000000
+0000A0 POSMINOR:00000000          SAVEMINOR:00000000          STATE:0000
+0000AA SAVESTATE:0000          EXITFTELL:00000000          EXITUNGETC:20F481E8
+0000B4 DBCSTART:00000000          UTILITYAREA:00000000
+0000BC INTERCEPT:00000000          FLAGS2:02120020 20441100
+0000C8 DBCSSTATE:0000          FCB_CPCB:20C0DEA8
+0000D0 READGLUE:58FF0008 07FF0000          READ:20F48580
+0000DC RADDR_WSA:00000000          _GETFN:00000000          RDLL_INDEX:00000000
+0000E8 RCEESG003:00000000          RWSA:00000000
+0000F0 WRITEGLUE:58FF0008 07FF0000          WRITE:20F7D260
+0000FC WADDR_WSA:00000000          _GETFN:00000000          WDLL_INDEX:00000000
+000108 WCEESG003:00000000          WWSA:00000000

```

```

OSVF: 2135B1D4
+000000 OSVF_EYE:OSVF          READ:20F48580          WRITE:20F7ADD8
+00000C REPOS:20F786B0          GETPOS:20F7A5C8          CLOSE:00000000
+000018 FLUSH:20F77F38          UTILITY:213126A0          EXITFTELL:00000000
+000024 EXITUNGETC:20F481E8          OSIOBLK:2135B2A8
+00002C SAVECURSOR:00000000          NEWLINEPTR:00000000
+000034 CURBLKSIZE:00000000          LASTBLKSIZE:00000000
+00003C HIGHMAJOR:00000000          MAXFTELLBLK:001FFFFFFF
+000044 RECBITS:0000000B          FLAGS:72000000          RECLEN:00000000
+000050 CURRBLKNUM:00000000          LASTBLKNUM:00000000
+000058 OSWRITETOK:00000000          RECCOUNTOUT1:00000000
+000060 BLKCOUNTOUT1:00000000          SAVECOUNTOUT:00000000          SDWCODE:0000
+00006A SAVECHAR:..          LASTTTTBLT:00000000          LASTWRTSIZE:00000000
+000073 LRECLUSED:00000000          OLDLRECLUSED:00000000
+00007B READERCOUNT:00000000          UNWRITTENDATA:00000000
+000083 MINRECLEN:00000000

```

```

OSIO: 2135B2A8
+000000 OSIO_EYE:OSIO          DCBW:00012A60          DCBRU:00000000
+00000C JFCB:00012AC8          CURRMBUF:00000000          MBUF_COUNT:00000001
+000018 READMAX:00000000          CURRBLKNUM:FFFFFFFF
+000020 LASTBLKNUM:FFFFFFFF          BLKSPERTRK:0000          OSIO_ACCESS_METHOD:01
+000027 OSIO_NOSEEK_TO_SEEK:00          FIRSTPOS:00000100
+00002C LASTPOS:00000100          NEWPOS:00000000          READFUNCNUM:00000002
+000038 WRITEFUNCNUM:00000005          FCB:2135B0A0          PARENT:2135B2A8
+000044 FLAGS1:81020000          DCBERU:00000000          DCBEW:2135B310
+000050 OSIO_VOLSEQ:0000          OSIO_NEWVOLSEQ:0000          OSIO_EXT:00000000

```

```
+000058 OSIO_HIGHVOL:0000 APPENDEDLASTVOLSEQ:0000
+00005C OSIO_JFCBX:00000000
```

```
DCB: 00012A60
+000000 DCBRELAD:2135B310 DCBFDAD:00000000 01000D00
+000014 DCBBUFNO:00 DCBSRG1:40 DCBEODAD:000000 DCBRECFM:40
+000025 DCBEXLSA:0127D0 DCBDDNAM:..... DCBMACR1:65
+000033 DCBMACR2:B8 DCBSYNAD:000000 DCBBLKSI:0408 DCBNCP:01
+000052 DCBLRECL:0404
```

```
DCBE: 2135B310
+000000 DCBEID:DCBE DCBELEN:0038 RESERVED0:0000
+000008 DCBEDCB:00012A60 DCBERELA:00000000 DCBEFLG1:C0
+000011 DCBEFLG2:88 DCBENSTR:0000 DCBEFLG3:00
+000024 DCBESIZE:00000000 DCBEEODA:20E6269A
+00002C DCBESYNA:20E6263C MULTSDN:00
```

```
JFCB: 00012AC8
+000000 JFCBDSNM:CHARUM.E.F
+00002C JFCBELNM: JFCBTSDM:80 JFCBDSNB:004B17
+000046 JFCBVLSQ:0000 JFCBIND1:00 JFCBIND2:40
+000058 JFCBUFN0:00 JFCDSRG1:00 JFCDSRG2:00
+000064 JFCRECFM:00 JFCBLKSI:0000 JFCLRECL:0000 JFCNCP:00
+000075 JFCBNVOL:01 JFCBNVOLS:SL880B
+000094 JFCBEXTL:00 JFCBEXAD:000A4F JFCFLGS1:00
+0000AE JFCBVLCT:01
```

```
FFIL: 2135B350
+000000 MARKER1:AFCB FILE:00000000 FP:2135B370
+00000C MARKER2:AFCBAFCB FF_FLAGS:01000000
+000014 FCBMUTEX:00000000 THREADID:00000000 00000000
```

File name: CHARUM.F.G

```
FCB: 2135B370
+000000 BUFPTR:00000000 COUNTIN:00000000 COUNTOUT:00000000
+00000C READFUNC:2135B440 WRITEFUNC:2135B460 FLAGS1:0000
+000016 DEPTH:0000 NAME:2135B52C _LENGTH:0000000A
+000020 _BUFSIZE:00000044 MEMBER:..... NEXT:2135B640
+000030 PREV:2135B0A0 PARENT:2135B370 CHILD:00000000
+00003C DDNAME:SYS00014 FD:FFFFFFFF DEVTYPE:00 FCBTYPE:0028
+00004C FSCE:2135B4A4 UNGETBUF:2135B4A4 REPOS:20F590C0
+000058 GETPOS:20F59368 CLOSE:20F804A0 FLUSH:20F59048
+000064 UTILITY:20F58D70 USERBUF:00000000 LRECL:00000000
+000070 BLKSIZE:00001800 REALBUFPTR:00000000
+000078 UNGETCOUNT:00000000 BUFSIZE:00001800 BUF:00000000
+000084 CURSOR:00000000 ENDOFDATA:00000000 SAVEDBUF:00000000
+000090 REALCOUNTIN:00000000 REALCOUNTOUT:00000000
+000098 POSMAJOR:00000000 SAVEMAJOR:00000000
+0000A0 POSMINOR:00000000 SAVEMINOR:00000000 STATE:0000
+0000AA SAVESTATE:0000 EXITFTELL:00000000 EXITUNGETC:20F481E8
+0000B4 DBCSTART:00000000 UTILITYAREA:00000000
+0000BC INTERCEPT:00000000 FLAGS2:02120000 60441100
+0000C8 DBCSSTATE:0000 FCB_CPCB:20C0DEA8
+0000D0 READGLUE:58FF0008 07FF0000 READ:20F48580
+0000DC RADDR_WSA:00000000 _GETFN:00000000 RDLL_INDEX:00000000
+0000E8 RCEESG003:00000000 RWSA:00000000
+0000F0 WRITEGLUE:58FF0008 07FF0000 WRITE:20F595D8
+0000FC WADDR_WSA:00000000 _GETFN:00000000 WDLL_INDEX:00000000
+000108 WCEESG003:00000000 WWSA:00000000
```

```
OSFS: 2135B4A4
+000000 OSFS_EYE:OSFS READ:20F48580 WRITE:20F83078
+00000C REPOS:20F80CC0 GETPOS:20F826B8 CLOSE:00000000
+000018 FLUSH:20F808B0 UTILITY:213126A0 EXITFTELL:00000000
+000024 EXITUNGETC:20F481E8 OSIOBLK:2135B578 SAVECURSOR:00
+00002D NEWLINEPTR:00000000 ENDOFBLOCK:00000000
+000035 CURRBLKSIZE:00000000 LASTBLKSIZE:00000000
+00003D HIGHMAJOR:00000000 RELRECNUM:00000000
+000045 MAXFTELLBLK:00000000 RECBITS:07FFFF00
+00004D RECSPERBLOCK:00000D00 SAVECHAR:00000000 FLAGS1:72000000
```

```
OSIO: 2135B578
+000000 OSIO_EYE:OSIO DCBW:00012B80 DCBRU:00000000
+00000C JFCB:00012BE8 CURRMBUF:00000000 MBUF_COUNT:00000001
+000018 READMAX:00000000 CURBLKNUM:FFFFFFFF
+000020 LASTBLKNUM:FFFFFFFF BLKSPERTRK:0000 OSIO_ACCESS_METHOD:01
+000027 OSIO_NOSEEK_TO_SEEK:00 FIRSTPOS:00000100
+00002C LASTPOS:00000100 NEWPOS:00000000 READFUNCNUM:00000002
+000038 WRITEFUNCNUM:00000005 FCB:2135B370 PARENT:2135B578
```

```

+000044  FLAGS1:81020000  DCBERU:00000000  DCBEW:2135B5E0
+000050  OSIO_VOLSEQ:0000  OSIO_NEWVOLSEQ:0000  OSIO_EXT:00000000
+000058  OSIO_HIGHVOL:0000  APPENDEDLASTVOLSEQ:0000
+00005C  OSIO_JFCBX:00000000

  DCB: 00012B80
+000000  DCBRELAD:2135B5E0  DCBFDAD:00000000  EA000800
+000014  DCBBUFN0:00  DCBSRG1:40  DCBEODAD:000000  DCBRECFM:C0
+000025  DCBEXLSA:0127D0  DCBDDNAM:.....fd  DCBMACR1:65
+000033  DCBMACR2:B8  DCBSYNAD:000000  DCBBLKSI:1800  DCBNCP:01
+000052  DCBLRECL:0000

  DCBE: 2135B5E0
+000000  DCBEID:DCBE  DCBELEN:0038  RESERVED0:0000
+000008  DCBEDCB:00012B80  DCBERELA:00000000  DCBEFLG1:C0
+000011  DCBEFLG2:88  DCBENSTR:0000  DCBEFLG3:00
+000024  DCBESIZE:00000000  DCBEEODA:20E6269A
+00002C  DCBESYNA:20E6263C  MULTSDN:00

  JFCB: 00012BE8
+000000  JFCBDSNM:CHARUM.F.G
+00002C  JFCBELNM:  JFCBTSDM:80  JFCBDSCB:01402A
+000046  JFCBVLSQ:0000  JFCBIND1:00  JFCBIND2:40
+000058  JFCBUFN0:00  JFCDSRG1:00  JFCDSRG2:00
+000064  JFCRECFM:00  JFCBLKSI:0000  JFCLRECL:0000  JFCNCP:00
+000075  JFCBNVOL:01  JFCBNVOLS:SL4C06
+000094  JFCBEXTL:00  JFCBEXAD:000A9F  JFCFLG1:00
+0000AE  JFCBVLC:01

  FFIL: 2135B620
+000000  MARKER1:AFCB  FILE:00000000  FP:2135B640
+00000C  MARKER2:AFCBAFCB  FF_FLAGS:01000000
+000014  FCBMUTEX:00000000  THREADID:00000000  00000000

```

File name: CHARUM.G.H

```

  FCB: 2135B640
+000000  BUFPTR:00000000  COUNTIN:00000000  COUNTOUT:00000000
+00000C  READFUNC:2135B710  WRITEFUNC:2135B730  FLAGS1:8000
+000016  DEPTH:0000  NAME:2135B7FC  LENGTH:0000000A
+000020  BUFSIZE:00000044  MEMBER:.....  NEXT:2135B910
+000030  PREV:2135B370  PARENT:2135B640  CHILD:00000000
+00003C  DDNAME:SYS00015  FD:FFFFFFFF  DEVTYPE:00  FCBTYPE:0041
+00004C  FSCE:2135B774  UNGETBUF:2135B774  REPOS:20F5F2A0
+000058  GETPOS:20F48330  CLOSE:20FB8930  FLUSH:20F5F3A8
+000064  UTILITY:20F5F160  USERBUF:00000000  LRECL:00000050
+000070  BLKSIZE:00000050  REALBUFPTR:00000000
+000078  UNGETCOUNT:00000000  BUFSIZE:00000051  BUF:00000000
+000084  CURSOR:00000000  ENDOFDATA:00000000  SAVEDBUF:00000000
+000090  REALCOUNTIN:00000000  REALCOUNTOUT:00000000
+000098  POSMAJOR:00000000  SAVEMAJOR:00000000
+0000A0  POSMINOR:00000000  SAVEMINOR:00000000  STATE:0000

```

```

+0000AA  SAVESTATE:0000  EXITFTELL:20F482A8  EXITUNGETC:20F481E8
+0000B4  DBCSTART:00000000  UTILITYAREA:00000000
+0000BC  INTERCEPT:00000000  FLAGS2:02120020  40488100
+0000C8  DBCSSTATE:0000  FCB_CPCB:20C0DEA8
+0000D0  READGLUE:58FF0008  07FF0000  READ:20F48580
+0000DC  RADDR_WSA:00000000  _GETFN:00000000  RDLL_INDEX:00000000
+0000E8  RCEESG003:00000000  RWSA:00000000
+0000F0  WRITEGLUE:58FF0008  07FF0000  WRITE:20FBA568
+0000FC  WADDR_WSA:00000000  _GETFN:00000000  WDLL_INDEX:00000000
+000108  WCEESG003:00000000  WWSA:00000000

```

```

  OSNS: 2135B774
+000000  OSNS_EYE:OSNS  READ:20F48580  WRITE:20FB8D88
+00000C  REPOS:20F5F588  GETPOS:20F48330  CLOSE:20FB8930
+000018  FLUSH:20FB8CC0  UTILITY:20FB8600  EXITFTELL:20F482A8
+000024  EXITUNGETC:20F481E8  OSIOBLK:2135B848
+00002C  NEWLINEPTR:00000000  RECLENGTH:00000050  FLAGS:81000000

```

```

  OSIO: 2135B848
+000000  OSIO_EYE:OSIO  DCBW:00012CA0  DCBRU:00000000
+00000C  JFCB:00012D08  CURRMBUF:00000000  MBUFCOUNT:00000001
+000018  READMAX:00000000  CURBLKNUM:FFFFFFFF
+000020  LASTBLKNUM:FFFFFFFF  BLKSPERTRK:0000  OSIO_ACCESS_METHOD:02
+000027  OSIO_NOSEEK_TO_SEEK:00  FIRSTPOS:00000000
+00002C  LASTPOS:00000000  NEWPOS:00000000  READFUNCNUM:00000002
+000038  WRITEFUNCNUM:00000005  FCB:2135B640  PARENT:2135B848
+000044  FLAGS1:81000000  DCBERU:00000000  DCBEW:2135B8B0
+000050  OSIO_VOLSEQ:0000  OSIO_NEWVOLSEQ:0000  OSIO_EXT:00000000

```

```

+000058 OSIO_HIGHVOL:0000 APPENDEDLASTVOLSEQ:0000
+00005C OSIO_JFCBX:00000000

DCB: 00012CA0
+000000 DCBRELAD:2135B8B0 DCBFDAD:00000000 F1000200
+000014 DCBBUFNO:05 DCBSRG1:40 DCBEODAD:000000 DCBRECFM:80
+000025 DCBEXLSA:0127D0 DCBDDNAM:.\.&.a. DCBMACR1:A0
+000033 DCBMACR2:58 DCBSYNAD:000000 DCBBLKSI:0050 DCBNCP:21
+000052 DCBLRECL:0050

DCBE: 2135B8B0
+000000 DCBEID:DCBE DCBELEN:0038 RESERVED0:0000
+000008 DCBEDCB:00012CA0 DCBERELA:00000000 DCBEFLG1:C0
+000011 DCBEFLG2:88 DCBENSTR:0000 DCBEFLG3:80
+000024 DCBESIZE:00000000 DCBEEODA:20E6269A
+00002C DCBESYNA:20E6263C MULTSDN:00

JFCB: 00012D08
+000000 JFCBDSNM:CHARUM.G.H
+00002C JFCBELNM: JFCBTSDM:80 JFCBDSDB:01391F
+000046 JFCBVLSQ:0000 JFCBIND1:00 JFCBIND2:40
+000058 JFCBUFNO:00 JFCDSRG1:00 JFCDSRG2:00
+000064 JFCRECFM:00 JFCBLKSI:0000 JFCLRECL:0000 JFCNCP:00
+000075 JFCBNVOL:01 JFCBNVOLS:SL4A04
+000094 JFCBEXTL:00 JFCBEXAD:000AEF JFCFLGS1:00
+0000AE JFCBVLC:01

```

```

FFIL: 2135B8F0
+000000 MARKER1:AFCB FILE:00000000 FP:2135B910
+00000C MARKER2:AFCBAFCB FF_FLAGS:01000000
+000014 FCBMUTEX:00000000 THREADID:00000000 00000000

```

File name: CHARUM.H.I

```

FCB: 2135B910
+000000 BUFPTR:00000000 COUNTIN:00000000 COUNTOUT:00000000
+00000C READFUNC:2135B9E0 WRITEFUNC:2135BA00 FLAGS1:8000
+000016 DEPTH:0000 NAME:2135BACC _LENGTH:0000000A
+000020 _BUFSIZE:00000044 MEMBER:..... NEXT:2135BBE0
+000030 PREV:2135B640 PARENT:2135B910 CHILD:00000000
+00003C DDNAME:SYS00016 FD:FFFFFFFF DEVTYPE:00 FCBTYPE:002A
+00004C FSCE:2135BA44 UNGETBUF:2135BA44 REPOS:20F5A418
+000058 GETPOS:20F5AAC8 CLOSE:20F862E0 FLUSH:20F5A3A0
+000064 UTILITY:20F85D60 USERBUF:00000000 LRECL:00000050
+000070 BLKSIZE:00000050 REALBUFPTR:00000000
+000078 UNGETCOUNT:00000000 BUFSIZE:00000051 BUF:00000000
+000084 CURSOR:00000000 ENDOFDATA:00000000 SAVEDBUF:00000000
+000090 REALCOUNTIN:00000000 REALCOUNTOUT:00000000
+000098 POSMAJOR:00000000 SAVEMAJOR:00000000
+0000A0 POSMINOR:00000000 SAVEMINOR:00000000 STATE:0000
+0000AA SAVESTATE:0000 EXITFTELL:00000000 EXITUNGETC:20F481E8
+0000B4 DBCSTART:00000000 UTILITYAREA:00000000
+0000BC INTERCEPT:00000000 FLAGS2:02120020 40440100
+0000C8 DBCSSTATE:0000 FCB_CPCB:20C0DEA8
+0000D0 READGLUE:58FF0008 07FF0000 READ:20F48580
+0000DC RADDR_WSA:00000000 _GETFN:00000000 RDLL_INDEX:00000000
+0000E8 RCEESG003:00000000 RWSA:00000000
+0000F0 WRITEGLUE:58FF0008 07FF0000 WRITE:20F5B168
+0000FC WADDR_WSA:00000000 _GETFN:00000000 WDLL_INDEX:00000000
+000108 WCEESG003:00000000 WWSA:00000000

OSFS: 2135BA44
+000000 OSFS_EYE:OSFS READ:20F48580 WRITE:20F89A10
+00000C REPOS:20F87590 GETPOS:20F89070 CLOSE:20F862E0
+000018 FLUSH:20F86D50 UTILITY:20F85D60 EXITFTELL:00000000
+000024 EXITUNGETC:20F481E8 OSIOBLK:2135BB18 SAVECURSOR:00
+00002D NEWLINEPTR:00000000 ENDOFBLOCK:00000000
+000035 CURRBKSIZE:00000000 LASTBKSIZE:00000000
+00003D HIGHMAJOR:00000000 RELRECNUM:00000000
+000045 MAXFTELLBLK:00000001 RECBITS:FFFFFFFF
+00004D RECSPERBLOCK:00000700 SAVECHAR:00000100 FLAGS1:72000000

OSIO: 2135BB18
+000000 OSIO_EYE:OSIO DCBW:00012DC0 DCBRU:00000000
+00000C JFCB:00012E28 CURRMBUF:00000000 MBUF_COUNT:00000001
+000018 READMAX:00000000 CURBLKNUM:FFFFFFFF
+000020 LASTBLKNUM:FFFFFFFF BLKSPERTRK:0000 OSIO_ACCESS_METHOD:01
+000027 OSIO_NOSEEK_TO_SEEK:00 FIRSTPOS:00000100
+00002C LASTPOS:00000100 NEWPOS:00000000 READFUNCNUM:00000002
+000038 WRITEFUNCNUM:00000005 FCB:2135B910 PARENT:2135BB18
+000044 FLAGS1:85020000 DCBERU:00000000 DCBEW:2135BB80

```

```

+000050 OSIO_VOLSEQ:0000 OSIO_NEWVOLSEQ:0000 OSIO_EXT:00000000
+000058 OSIO_HIGHVOL:0000 APPENDEDLASTVOLSEQ:0000
+00005C OSIO_JFCBX:00000000

DCB: 00012DC0
+000000 DCBRELAD:2135BB80 DCBFDAD:00000000 09000D00
+000014 DCBBUFNO:00 DCBSRG1:40 DCBEODAD:000000 DCBRECFCM:80
+000025 DCBEXLSA:0127D0 DCBDDNAM:.4...a. DCBMACR1:65
+000033 DCBMACR2:B8 DCBSYNAD:000000 DCBBLKSI:0050 DCBNCP:01
+000052 DCBLRECL:0050

```

```

DCBE: 2135BB80
+000000 DCBEID:DCBE DCBELEN:0038 RESERVED0:0000
+000008 DCBEDCB:00012DC0 DCBERELA:00000000 DCBEFLG1:C0
+000011 DCBEFLG2:88 DCBENSTR:0000 DCBEFLG3:00
+000024 DCBESIZE:00000000 DCBEEODA:20E6269A
+00002C DCBESYNA:20E6263C MULTSDN:00

JFCB: 00012E28
+000000 JFCBDSNM:CHARUM.H.I
+00002C JFCBELNM: JFCBTSDM:80 JFCBDSCB:002214
+000046 JFCBVLSQ:0000 JFCBIND1:00 JFCBIND2:40
+000058 JFCBUFNO:00 JFCDSRG1:00 JFCDSRG2:00
+000064 JFCRECFM:00 JFCBLKSI:0000 JFCLRECL:0000 JFCNCP:00
+000075 JFCBNVOL:01 JFCBNVOLS:SL8B14
+000094 JFCBEXTL:00 JFCBEXAD:000B3F JFCFLGS1:00
+0000AE JFCBVLC:01

FFIL: 2135BBC0
+000000 MARKER1:AFCB FILE:00000000 __FP:2135BBE0
+00000C MARKER2:AFCBAFCB FF_FLAGS:01000000
+000014 FCBMUTEX:00000000 THREADID:00000000 00000000

```

File name: CHARUM.I.J

```

FCB: 2135BBE0
+000000 BUFPTR:00000000 COUNTIN:00000000 COUNTOUT:00000000
+00000C READFUNC:2135BCB0 WRITEFUNC:2135BCD0 FLAGS1:8000
+000016 DEPTH:0000 NAME:2135BD9C _LENGTH:0000000A
+000020 _BUFSIZE:00000044 MEMBER:..... NEXT:2135BEB0
+000030 PREV:2135B910 PARENT:2135BBE0 CHILD:00000000
+00003C DDNAME:SYS00017 FD:FFFFFFFF DEVTYPE:00 FCBTYPE:0036
+00004C FSCE:2135BD14 UNGETBUF:2135BD14 REPOS:20F5BFD0
+000058 GETPOS:20F5C2E0 CLOSE:20FA16C0 FLUSH:20F5BF58
+000064 UTILITY:20FA0550 USERBUF:00000000 LRECL:00000404
+000070 BLKSIZE:00000408 REALBUFPTR:00000000
+000078 UNGETCOUNT:00000000 BUFSIZE:00000409 BUF:00000000
+000084 CURSOR:00000000 ENDOFDATA:00000000 SAVEDBUF:00000000
+000090 REALCOUNTIN:00000000 REALCOUNTOUT:00000000
+000098 POSMAJOR:00000000 SAVEMAJOR:00000000
+0000A0 POSMINOR:00000000 SAVEMINOR:00000000 STATE:0000
+0000AA SAVESTATE:0000 EXITFTELL:00000000 EXITUNGETC:20F481E8
+0000B4 DBCSTART:00000000 UTILITYAREA:00000000
+0000BC INTERCEPT:00000000 FLAGS2:02120020 20440100
+0000C8 DBCSSTATE:0000 FCB_CPCB:20C0DEA8
+0000D0 READGLUE:58FF0008 07FF0000 READ:20F48580
+0000DC RADDR_WSA:00000000_GETFN:00000000 RDLL_INDEX:00000000
+0000E8 RCEESG003:00000000 RWSA:00000000
+0000F0 WRITEGLUE:58FF0008 07FF0000 WRITE:20F5C620
+0000FC WADDR_WSA:00000000_GETFN:00000000 WDLL_INDEX:00000000
+000108 WCEESG003:00000000 WWSA:00000000

```

```

OSVF: 2135BD14
+000000 OSVF_EYE:OSVF READ:20F48580 WRITE:20FA8D58
+00000C REPOS:20FA4BD8 GETPOS:20FA84E0 CLOSE:20FA16C0
+000018 FLUSH:20FA3FD0 UTILITY:20FA0550 EXITFTELL:00000000
+000024 EXITUNGETC:20F481E8 OSIOBLK:2135BDE8
+00002C SAVECURSOR:00000000 NEWLINEPTR:7FFFFFFF
+000034 CURBLKSIZE:00000000 LASTBLKSIZE:00000000
+00003C HIGHMAJOR:00000000 MAXFTELLBLK:001FFFFF
+000044 RECBITS:0000000B FLAGS:73100000 RECLLEN:00000000
+000050 CURRBLKNUM:00000000 LASTBLKNUM:00000000
+000058 OSWRITETOK:00000000 RECCOUNTOUT1:00000000
+000060 BLKCOUNTOUT1:00000000 SAVECOUNTOUT:00000000 SDWCODE:0000
+00006A SAVECHAR:. LASTTTRBLT:00000000 LASTWRTSIZE:00000000
+000073 LRECLUSED:00000000 OLDLRECLUSED:00000000
+00007B READERCOUNT:00000000 UNWRITTENDATA:00000000
+000083 MINRECLLEN:00000000

```

```

OSIO: 2135BDE8
+000000 OSIO_EYE:OSIO DCBW:00012EE0 DCBRU:00000000
+00000C JFCB:00012F48 CURRMBUF:00000000 MBUFCOUNT:00000001
+000018 READMAX:00000000 CURBLKNUM:FFFFFFFF
+000020 LASTBLKNUM:FFFFFFFF BLKSPEPTRK:0000 OSIO_ACCESS_METHOD:01
+000027 OSIO_NOSEEK_TO_SEEK:00 FIRSTPOS:00000100
+00002C LASTPOS:00000100 NEWPOS:00000000 READFUNCNUM:00000002
+000038 WRITEFUNCNUM:00000005 FCB:2135BBE0 PARENT:2135BDE8
+000044 FLAGS1:81020000 DCBERU:00000000 DCBEW:2135BE50
+000050 OSIO_VOLSEQ:0000 OSIO_NEWVOLSEQ:0000 OSIO_EXT:00000000
+000058 OSIO_HIGHVOL:0000 APPENDEDLASTVOLSEQ:0000
+00005C OSIO_JFCBX:00000000

```

```

DCB: 00012EE0
+000000 DCBRELAD:2135BE50 DCBFDAD:00000000 23000300
+000014 DCBBUFNO:00 DCBSRG1:40 DCBEODAD:000000 DCBRECFCM:40
+000025 DCBEXLSA:0127D0 DCBDDNAM:.....bm DCBMACR1:65
+000033 DCBMACR2:B8 DCBSYNAD:000000 DCBBLKSI:0408 DCBNCP:01
+000052 DCBLRECL:0404

```

```

DCBE: 2135BE50
+000000 DCBEID:DCBE DCBELEN:0038 RESERVED0:0000
+000008 DCBEDCB:00012EE0 DCBERELA:00000000 DCBEFLG1:C0
+000011 DCBEFLG2:88 DCBENSTR:0000 DCBEFLG3:00
+000024 DCBESIZE:00000000 DCBEEODA:20E6269A
+00002C DCBESYNA:20E6263C MULTSDN:00

```

```

JFCB: 00012F48
+000000 JFCBDSNM:CHARUM.I.J
+00002C JFCBELNM: JFCBTSDM:80 JFCBDSCB:002C16
+000046 JFCBVLSQ:0000 JFCBIND1:00 JFCBIND2:40
+000058 JFCBUFNO:00 JFCDSRG1:00 JFCDSRG2:00
+000064 JFCRECFM:00 JFCBLKSI:0000 JFCLRECL:0000 JFCNCP:00
+000075 JFCBNVOL:01 JFCBNVOLS:SL8D1E
+000094 JFCBEXTL:00 JFCBEXAD:000B8F JFCFLGS1:00
+0000AE JFCBVLCT:01

```

```

FFIL: 2135BE90
+000000 MARKER1:AFCB FILE:00000000 _FP:2135BEB0
+00000C MARKER2:AFCB AF CB FF_FLAGS:01000000
+000014 FCBMUTEX:00000000 THREADID:00000000 00000000

```

File name: CHARUM.J.K

```

FCB: 2135BEB0
+000000 BUFPTR:00000000 COUNTIN:00000000 COUNTOUT:00000000
+00000C READFUNC:2135BF80 WRITEFUNC:2135BFA0 FLAGS1:8000
+000016 DEPTH:0000 NAME:2135C06C _LENGTH:0000000A
+000020 _BUFSIZE:00000044 MEMBER:..... NEXT:2135C180
+000030 PREV:2135BBE0 PARENT:2135BEB0 CHILD:00000000
+00003C DDNAME:SYS00018 FD:FFFFFFFF DEVTYPE:00 FCBTYPE:0042
+00004C FSCE:2135BFE4 UNGETBUF:2135BFE4 REPOS:20F5D0A0
+000058 GETPOS:20F5D2D0 CLOSE:20FBBBE0 FLUSH:20F5D028
+000064 UTILITY:20FBB708 USERBUF:00000000 LRECL:00000000
+000070 BLKSIZE:00001800 REALBUFPTR:00000000
+000078 UNGETCOUNT:00000000 BUFSIZE:00001801 BUF:00000000

```

```

+000084 CURSOR:00000000 ENDOFDATA:00000000 SAVEDBUF:00000000
+000090 REALCOUNTIN:00000000 REALCOUNTOUT:00000000
+000098 POSMAJOR:00000000 SAVEMAJOR:00000000
+0000A0 POSMINOR:00000000 SAVEMINOR:00000000 STATE:0000
+0000AA SAVESTATE:0000 EXITFTELL:00000000 EXITUNGETC:20F481E8
+0000B4 DBCSTART:00000000 UTILITYAREA:00000000
+0000BC INTERCEPT:00000000 FLAGS2:02220020 60440100
+0000C8 DBCSSTATE:0000 FCB_CPCB:20CODEA8
+0000D0 READGLUE:58FF0008 07FF0000 READ:20F48580
+0000DC RADDR_WSA:00000000 _GETFN:00000000 RDLL_INDEX:00000000
+0000E8 RCEESG003:00000000 RWSA:00000000
+0000F0 WRITEGLUE:58FF0008 07FF0000 WRITE:20F5D4E8
+0000FC WADDR_WSA:00000000 _GETFN:00000000 WDLL_INDEX:00000000
+000108 WCEESG003:00000000 WWSA:00000000

```

```

OSUT: 2135BFE4
+000000 OSUT_EYE:OSUT READ:20F48580 WRITE:20FBE8B0
+00000C REPOS:20FBCAD0 GETPOS:20FBDEC8 CLOSE:00000000
+000018 FLUSH:20FBC5C0 UTILITY:20FBB708 EXITFTELL:00000000
+000024 EXITUNGETC:20F481E8 OSIOBLK:2135C0B8
+00002C NEWLINEPTR:00000000 MAXFTELLBLK:0007FFFF
+000034 RECBITS:00000000 FLAGS:E0000000

```



```

OSIO: 2135C0B8
+000000 OSIO_EYE:OSIO DCBW:00014020 DCBRU:00000000
+00000C JFCB:00014088 CURRMBUF:00000000 MBUFCOUNT:00000001
+000018 READMAX:00000000 CURBLKNUM:FFFFFFFF
+000020 LASTBLKNUM:FFFFFFFF BLKSPEPTRK:0000 OSIO_ACCESS_METHOD:01
+000027 OSIO_NOSEEK_TO_SEEK:00 FIRSTPOS:00000100
+00002C LASTPOS:00000100 NEWPOS:00000000 READFUNCNUM:00000002
+000038 WRITEFUNCNUM:00000005 FCB:2135BEB0 PARENT:2135C0B8
+000044 FLAGS1:81020000 DCBERU:00000000 DCBEW:2135C120
+000050 OSIO_VOLSEQ:0000 OSIO_NEWVOLSEQ:0000 OSIO_EXT:00000000
+000058 OSIO_HIGHVOL:0000 APPENDEDLASTVOLSEQ:0000
+00005C OSIO_JFCBX:00000000

```

```

DCB: 00014020
+000000 DCBRELAD:2135C120 DCBFDAD:00000000 10000C00
+000014 DCBBUFNO:00 DCBSRG1:40 DCBEODAD:000000 DCBRECFCM:C0
+000025 DCBEXLSA:0127D0 DCBDDNAM:.....c. DCBMACR1:65
+000033 DCBMACR2:B8 DCBSYNAD:000000 DCBBLKSI:1800 DCBNCP:01
+000052 DCBLRECL:0000

```

```

DCBE: 2135C120
+000000 DCBEID:DCBE DCBELEN:0038 RESERVED0:0000
+000008 DCBEDCB:00014020 DCBERELA:00000000 DCBEFLG1:C0
+000011 DCBEFLG2:88 DCBENSTR:0000 DCBEFLG3:00
+000024 DCBESIZE:00000000 DCBEEODA:20E6269A
+00002C DCBESYNA:20E6263C MULTSDN:00

```

```

JFCB: 00014088
+000000 JFCBDSNM:CHARUM.J.K
+00002C JFCBELNM: JFCBTSDM:80 JFCBDSDB:002B0D
+000046 JFCBVLSQ:0000 JFCBIND1:00 JFCBIND2:40
+000058 JFCBUFNO:00 JFCDSRG1:00 JFCDSRG2:00
+000064 JFCRECFCM:00 JFCBLKSI:0000 JFCLRECL:0000 JFCNCP:00
+000075 JFCBNVOL:01 JFCBNVOLS:SL8D1C
+000094 JFCBEXTL:00 JFCBEXAD:000BDF JFCFLGS1:00
+0000AE JFCBVLCT:01

```

```

FFIL: 2135C160
+000000 MARKER1:AFCB FILE:00000000 __FP:2135C180
+00000C MARKER2:AFCBAFCB FF_FLAGS:01000000
+000014 FCBMUTEX:00000000 THREADID:00000000 00000000

```

File name: CHARUM.K.L

```

FCB: 2135C180
+000000 BUFPTR:00000000 COUNTIN:00000000 COUNTOUT:00000000
+00000C READFUNC:2135C250 WRITEFUNC:2135C270 FLAGS1:0000
+000016 DEPTH:0000 NAME:2135C33C _LENGTH:0000000A
+000020 _BUFSIZE:00000044 MEMBER:..... NEXT:2135C450
+000030 PREV:2135BEB0 PARENT:2135C180 CHILD:00000000
+00003C DDNAME:SYS00019 FD:FFFFFFFF DEVTYPE:00 FCBTYPE:0053
+00004C FSCE:2135C2B4 UNGETBUF:2135C2B4 REPOS:20F5F2A0
+000058 GETPOS:20F48330 CLOSE:20FD8658 FLUSH:20F5F3A8
+000064 UTILITY:20F5F160 USERBUF:00000000 LRECL:00000050
+000070 BLKSIZE:00000050 REALBUFPTR:00000000
+000078 UNGETCOUNT:00000000 BUFSIZE:00000051 BUF:00000000
+000084 CURSOR:00000000 ENDOFDATA:00000000 SAVEDBUF:00000000
+000090 REALCOUNTIN:00000000 REALCOUNTOUT:00000000
+000098 POSMAJOR:00000000 SAVEMAJOR:00000000
+0000A0 POSMINOR:00000000 SAVEMINOR:00000000 STATE:0000
+0000AA SAVESTATE:0000 EXITFTELL:20F482A8 EXITUNGETC:20F481E8
+0000B4 DBCSTART:00000000 UTILITYAREA:00000000
+0000BC INTERCEPT:00000000 FLAGS2:02120020 404A9100
+0000C8 DBCSSTATE:0000 FCB_CPCB:20C0DEA8
+0000D0 READGLUE:58FF0008 07FF0000 READ:20F48580
+0000DC RADDR_WSA:00000000 _GETFN:00000000 RDLL_INDEX:00000000
+0000E8 RCEESG003:00000000 RWSA:00000000
+0000F0 WRITEGLUE:58FF0008 07FF0000 WRITE:20FD8E88
+0000FC WADDR_WSA:00000000 _GETFN:00000000 WDLL_INDEX:00000000
+000108 WCEESG003:00000000 WWSA:00000000

```

```

OSNS: 2135C2B4
+000000 OSNS_EYE:OSNS READ:20F48580 WRITE:20FD88B8
+00000C REPOS:20F5F588 GETPOS:20F48330 CLOSE:20FD8658
+000018 FLUSH:20FD87F0 UTILITY:213126A0 EXITFTELL:20F482A8
+000024 EXITUNGETC:20F481E8 OSIOBLK:2135C388
+00002C NEWLINEPTR:00000000 RECLENGTH:00000050 FLAGS:81000000

```

```

OSIO: 2135C388
+000000 OSIO_EYE:OSIO DCBW:00014140 DCBRU:00000000
+00000C JFCB:000141A8 CURRMBUF:00000000 MBUFCOUNT:00000000

```

```

+000018 READMAX:00000000 CURBLKNUM:FFFFFFFF
+000020 LASTBLKNUM:FFFFFFFF BLKSPERTRK:0000 OSIO_ACCESS_METHOD:02
+000027 OSIO_NOSEEK_TO_SEEK:00 FIRSTPOS:00000000
+00002C LASTPOS:00000000 NEWPOS:00000000 READFUNCNUM:00000002
+000038 WRITEFUNCNUM:00000005 FCB:2135C180 PARENT:2135C388
+000044 FLAGS1:81000000 DCBERU:00000000 DCBEW:2135C3F0
+000050 OSIO_VOLSEQ:0000 OSIO_NEWVOLSEQ:0000 OSIO_EXT:00000000
+000058 OSIO_HIGHVOL:0000 APPENDEDLASTVOLSEQ:0000
+00005C OSIO_JFCBX:00000000

```

```

DCB: 00014140
+000000 DCBRELAD:2135C3F0 DCBFDAD:00000000 0A000A00
+000014 DCBBUFNO:05 DCBSRG1:40 DCBEODAD:000000 DCBRECFM:80
+000025 DCBEXLSA:0127D0 DCBDDNAM:...&...gM DCBMACR1:A0
+000033 DCBMACR2:58 DCBSYNAD:000000 DCBBLKSI:0050 DCBNCP:21
+000052 DCBLRECL:0050

```

```

DCBE: 2135C3F0
+000000 DCBEID:DCBE DCBELEN:0038 RESERVED0:0000
+000008 DCBEDCB:00014140 DCBERELA:00000000 DCBEFLG1:C0
+000011 DCBEFLG2:88 DCBENSTR:0000 DCBEFLG3:80
+000024 DCBESIZE:00000000 DCBEEODA:20E6269A
+00002C DCBESYNA:20E6263C MULTSDN:00

```

```

JFCB: 000141A8
+000000 JFCBDSNM:CHARUM.K.L
+00002C JFCBELNM: JFCBTSDM:80 JFCBDSDB:004610
+000046 JFCBVLSQ:0000 JFCBIND1:00 JFCBIND2:40
+000058 JFCBUFN0:00 JFCDSRG1:00 JFCDSRG2:00
+000064 JFCRECFM:00 JFCBLKSI:0000 JFCLRECL:0000 JFCNCP:00
+000075 JFCBNVOL:01 JFCBNVOLS:SL8818
+000094 JFCBEXTL:00 JFCBEXAD:000C2F JFCFLGS1:00
+0000AE JFCBVLCT:01

```

```

FFIL: 2135C430
+000000 MARKER1:AFCB FILE:00000000 _FP:2135C450
+00000C MARKER2:AFCBAFCB FF_FLAGS:01000000
+000014 FCBMUTEX:00000000 THREADID:00000000 00000000

```

File name: CHARUM.L.M

```

FCB: 2135C450
+000000 BUFPTR:00000000 COUNTIN:00000000 COUNTOUT:00000000
+00000C READFUNC:2135C520 WRITEFUNC:2135C540 FLAGS1:0000
+000016 DEPTH:0000 NAME:2135C60C _LENGTH:0000000A
+000020 _BUFSIZE:00000044 MEMBER:..... NEXT:2135C720
+000030 PREV:2135C180 PARENT:2135C450 CHILD:00000000
+00003C DDNAME:SYS00020 FD:FFFFFFFF DEVTYPE:00 FCBTYPE:0046
+00004C FSCE:2135C584 UNGETBUF:2135C584 REPOS:20FD0D10
+000058 GETPOS:20FD1240 CLOSE:20FCD070 FLUSH:20FD0CB0
+000064 UTILITY:20FD07B0 USERBUF:00000000 LRECL:00000050
+000070 BLKSIZE:00000050 REALBUFPTR:00000000
+000078 UNGETCOUNT:00000000 BUFSIZE:00000050 BUF:00000000
+000084 CURSOR:00000000 ENDOFDATA:00000000 SAVEDBUF:00000000
+000090 REALCOUNTIN:00000000 REALCOUNTOUT:00000000
+000098 POSMAJOR:00000000 SAVEMAJOR:00000000
+0000A0 POSMINOR:00000000 SAVEMINOR:00000000 STATE:0000
+0000AA SAVESTATE:0000 EXITFTELL:00000000 EXITUNGETC:20F481E8
+0000B4 DBCSTART:00000000 UTILITYAREA:00000000
+0000BC INTERCEPT:00000000 FLAGS2:00120020 40461100
+0000C8 DBCSSTATE:0000 FCB_CPCB:20C0DEA8
+0000D0 READGLUE:58FF0008 07FF0000 READ:20F48580
+0000DC RADDR_WSA:00000000 _GETFN:00000000 RDLL_INDEX:00000000
+0000E8 RCEESG003:00000000 RWSA:00000000
+0000F0 WRITEGLUE:58FF0008 07FF0000 WRITE:20FD16E0
+0000FC WADDR_WSA:00000000 _GETFN:00000000 WDLL_INDEX:00000000
+000108 WCEESG003:00000000 WWSA:00000000

```

```

OSFS: 2135C584
+000000 OSFS_EYE:OSFS READ:20F48580 WRITE:20FCFA28
+00000C REPOS:20FCD838 GETPOS:20FCF4C8 CLOSE:00000000
+000018 FLUSH:20FCD3E8 UTILITY:213126A0 EXITFTELL:00000000
+000024 EXITUNGETC:20F481E8 OSIOBLK:2135C658 SAVECURSOR:00
+00002D NEWLINEPTR:00000000 ENDOFBLOCK:00000000
+000035 CURRBLKSIZE:00000000 LASTBLKSIZE:00000000
+00003D HIGHMAJOR:00000000 RELRECNUM:00000000
+000045 MAXFTELLBLK:00000000 RECBITS:00000000
+00004D RECSPERBLOCK:00000000 SAVECHAR:00000100 FLAGS1:72000000

```

```

OSIO: 2135C658
+000000 OSIO_EYE:OSIO DCBW:00014260 DCBRU:00000000

```

```

+00000C JFCB:000142C8 CURRMBUF:00000000 MBUFCOUNT:00000001
+000018 READMAX:00000000 CURBLKNUM:FFFFFFFF
+000020 LASTBLKNUM:FFFFFFFF BLKSPERTRK:0000 OSIO_ACCESS_METHOD:01
+000027 OSIO_NOSEEK_TO_SEEK:00 FIRSTPOS:00000100

```

```

+00002C LASTPOS:00000100 NEWPOS:00000000 READFUNCNUM:00000002
+000038 WRITEFUNCNUM:00000005 FCB:2135C450 PARENT:2135C658
+000044 FLAGS1:85020000 DCBERU:00000000 DCBEW:2135C6C0
+000050 OSIO_VOLSEQ:0000 OSIO_NEWVOLSEQ:0000 OSIO_EXT:00000000
+000058 OSIO_HIGHVOL:0000 APPENDEDLASTVOLSEQ:0000
+00005C OSIO_JFCBX:00000000

```

```

DCB: 00014260
+000000 DCBRELAD:2135C6C0 DCBFDAD:00000000 22000100
+000014 DCBBUFNO:00 DCBSRG1:40 DCBEODAD:000000 DCBRECFCM:80
+000025 DCBEXLSA:0127D0 DCBDDNAM:.....g< DCBMACR1:65
+000033 DCBMACR2:B8 DCBSYNAD:000000 DCBBLKSI:0050 DCBNCP:01
+000052 DCBLRECL:0050

```

```

DCBE: 2135C6C0
+000000 DCBEID:DCBE DCBELEN:0038 RESERVED0:0000
+000008 DCBEDCB:00014260 DCBERELA:00000000 DCBEFLG1:C0
+000011 DCBEFLG2:88 DCBENSTR:0000 DCBEFLG3:00
+000024 DCBESIZE:00000000 DCBEEODA:20E6269A
+00002C DCBESYNA:20E6263C MULTSDN:00

```

```

JFCB: 000142C8
+000000 JFCBDSNM:CHARUM.L.M
+00002C JFCBELNM: JFCBTSDM:80 JFCBDSCB:004309
+000046 JFCBVLSQ:0000 JFCBIND1:00 JFCBIND2:40
+000058 JFCBUFNO:00 JFCDSRG1:00 JFCDSRG2:00
+000064 JFCRECFM:00 JFCBLKSI:0000 JFCLRECL:0000 JFCNCP:00
+000075 JFCBNVOL:01 JFCBNVOLS:SL620C
+000094 JFCBEXTL:00 JFCBEXAD:000C7F JFCFLGS1:00
+0000AE JFCBVLCT:01

```

```

FFIL: 2135C700
+000000 MARKER1:AFCB FILE:00000000 __FP:2135C720
+00000C MARKER2:AFCBAFCB FF_FLAGS:01000000
+000014 FCBMUTEX:00000000 THREADID:00000000 00000000

```

File name: CHARUM.M.N

```

FCB: 2135C720
+000000 BUFPTR:00000000 COUNTIN:00000000 COUNTOUT:00000000
+00000C READFUNC:2135C7F0 WRITEFUNC:2135C810 FLAGS1:0000
+000016 DEPTH:0000 NAME:2135C8DC _LENGTH:0000000A
+000020 _BUFSIZE:00000044 MEMBER:..... NEXT:2135C9F0
+000030 PREV:2135C450 PARENT:2135C720 CHILD:00000000
+00003C DDNAME:SYS00021 FD:FFFFFFFF DEVTYPE:00 FCBTYPE:004C
+00004C FSCE:2135C854 UNGETBUF:2135C854 REPOS:20F5E880
+000058 GETPOS:20F5EA80 CLOSE:20FD3118 FLUSH:20F5E818
+000064 UTILITY:213126A0 USERBUF:00000000 LRECL:00000404
+000070 BLKSIZE:00000408 REALBUFPTR:00000000
+000078 UNGETCOUNT:00000000 BUFSIZE:00000408 BUF:00000000
+000084 CURSOR:00000000 ENDOFDATA:00000000 SAVEDBUF:00000000
+000090 REALCOUNTIN:00000000 REALCOUNTOUT:00000000
+000098 POSMAJOR:00000000 SAVEMAJOR:00000000
+0000A0 POSMINOR:00000000 SAVEMINOR:00000000 STATE:0000
+0000AA SAVESTATE:0000 EXITFTELL:00000000 EXITUNGETC:20F481E8
+0000B4 DBCSTART:00000000 UTILITYAREA:00000000
+0000BC INTERCEPT:00000000 FLAGS2:02120000 20461100
+0000C8 DBCSSTATE:0000 FCB_CPCB:20C0DEA8
+0000D0 READGLUE:58FF0008 07FF0000 READ:20F48580
+0000DC RADDR_WSA:00000000_GETFN:00000000 RDLL_INDEX:00000000
+0000E8 RCEESG003:00000000_RWSA:00000000
+0000F0 WRITEGLUE:58FF0008 07FF0000 WRITE:20F5EC68
+0000FC WADDR_WSA:00000000_GETFN:00000000 WDLL_INDEX:00000000
+000108 WCEESG003:00000000_WWSA:00000000

```

```

OSFS: 2135C854
+000000 OSFS_EYE:OSFS READ:20F48580 WRITE:20FD5EC0
+00000C REPOS:20FD3788 GETPOS:20FD5890 CLOSE:00000000
+000018 FLUSH:20FD3428 UTILITY:213126A0 EXITFTELL:00000000
+000024 EXITUNGETC:20F481E8 OSIOBLK:2135C928 SAVECURSOR:00
+00002D NEWLINEPTR:00000000 ENDOFBLOCK:00000000
+000035 CURRBLKSIZE:00000000 LASTBLKSIZE:00000000
+00003D HIGHMAJOR:00000000 RELRECNUM:00000000
+000045 MAXFTELLBLK:00000000 RECBITS:00000000
+00004D RECSPERBLOCK:00000000 SAVECHAR:00000000 FLAGS1:72000000

```

```

OSIO: 2135C928
+000000 OSIO_EYE:OSIO DCBW:00014380 DCBRU:00000000
+00000C JFCB:000143E8 CURRMBUF:00000000 MBUFCOUNT:00000001
+000018 READMAX:00000000 CURBLKNUM:FFFFFFFF
+000020 LASTBLKNUM:FFFFFFFF BLKSPERTRK:0000 OSIO_ACCESS_METHOD:01
+000027 OSIO_NOSEEK_TO_SEEK:00 FIRSTPOS:00000100
+00002C LASTPOS:00000100 NEWPOS:00000000 READFUNCNUM:00000002
+000038 WRITEFUNCNUM:00000005 FCB:2135C720 PARENT:2135C928
+000044 FLAGS1:81020000 DCBERU:00000000 DCBEW:2135C990
+000050 OSIO_VOLSEQ:0000 OSIO_NEWVOLSEQ:0000 OSIO_EXT:00000000
+000058 OSIO_HIGHVOL:0000 APPENDEDLASTVOLSEQ:0000
+00005C OSIO_JFCBX:00000000

```

```

DCB: 00014380
+000000 DCBRELAD:2135C990 DCBFDAD:00000000 D9000200
+000014 DCBBUFNO:00 DCBSRG1:40 DCBEODAD:000000 DCBRECFCM:40
+000025 DCBEXLSA:0127D0 DCBDDNAM:.....h. DCBMACR1:65
+000033 DCBMACR2:B8 DCBSYNAD:000000 DCBBLKSI:0408 DCBNCP:01
+000052 DCBLRECL:0404

```

```

DCBE: 2135C990
+000000 DCBEID:DCBE DCBELEN:0038 RESERVED0:0000
+000008 DCBEDCB:00014380 DCBERELA:00000000 DCBEFLG1:C0
+000011 DCBEFLG2:88 DCBENSTR:0000 DCBEFLG3:00
+000024 DCBESIZE:00000000 DCBEEODA:20E6269A
+00002C DCBESYNA:20E6263C MULTSDN:00

```

```

JFCB: 000143E8
+000000 JFCBDSNM:CHARUM.M.N
+00002C JFCBELNM: JFCBTSDM:80 JFCBDSNB:013609
+000046 JFCBVLSQ:0000 JFCBIND1:00 JFCBIND2:40
+000058 JFCBUFNO:00 JFCDSRG1:00 JFCDSRG2:00
+000064 JFCRECFM:00 JFCBLKSI:0000 JFCLRECL:0000 JFCNCP:00
+000075 JFCBNVOL:01 JFCBNVOLS:SL4A05
+000094 JFCBEXTL:00 JFCBEXAD:000CCF JFCFLGS1:00
+0000AE JFCBVLCT:01

```

```

FFIL: 2135C9D0
+000000 MARKER1:AFCB FILE:00000000 __FP:2135C9F0
+00000C MARKER2:AFCBAFCB FF_FLAGS:01000000
+000014 FCBMUTEX:00000000 THREADID:00000000 00000000
File name: CHARUM.N.O

```

```

FCB: 2135C9F0
+000000 BUFPTR:00000000 COUNTIN:00000000 COUNTOUT:00000000
+00000C READFUNC:2135CAC0 WRITEFUNC:2135CAE0 FLAGS1:0000
+000016 DEPTH:0000 NAME:2135CBAC _LENGTH:0000000A
+000020 _BUFSIZE:00000044 MEMBER:..... NEXT:20C0E148
+000030 PREV:2135C720 PARENT:2135C9F0 CHILD:00000000
+00003C DDNAME:SYS00022 FD:FFFFFFFF DEVTYPE:00 FCBTYPE:0054
+00004C FSCE:2135CB24 UNGETBUF:2135CB24 REPOS:20FDB888
+000058 GETPOS:20FDBAA0 CLOSE:20FD9EC0 FLUSH:20FDB828
+000064 UTILITY:20FDB5D8 USERBUF:00000000 LRECL:00000000
+000070 BLKSIZE:00001800 REALBUFPTR:00000000
+000078 UNGETCOUNT:00000000 BUFSIZE:00001800 BUF:00000000
+000084 CURSOR:00000000 ENDOFDATA:00000000 SAVEDBUF:00000000
+000090 REALCOUNTIN:00000000 REALCOUNTOUT:00000000
+000098 POSMAJOR:00000000 SAVEMAJOR:00000000

```

```

+0000A0 POSMINOR:00000000 SAVEMINOR:00000000 STATE:0000
+0000AA SAVESTATE:0000 EXITFTELL:00000000 EXITUNGETC:20F481E8
+0000B4 DBCSTART:00000000 UTILITYAREA:00000000
+0000BC INTERCEPT:00000000 FLAGS2:02120020 60461100
+0000C8 DBCSSTATE:0000 FCB_CPCB:20C0DEA8
+0000D0 READGLUE:58FF0008 07FF0000 READ:20F48580
+0000DC RADDR_WSA:00000000 _GETFN:00000000 RDLL_INDEX:00000000
+0000E8 RCEESG003:00000000 RWSA:00000000
+0000F0 WRITEGLUE:58FF0008 07FF0000 WRITE:20FDBC88
+0000FC WADDR_WSA:00000000 _GETFN:00000000 WDLL_INDEX:00000000
+000108 WCEESG003:00000000 WWSA:00000000

```

```

OSFS: 2135CB24
+000000 OSFS_EYE:OSFS READ:20F48580 WRITE:20FDAF60
+00000C REPOS:20FDA1A0 GETPOS:20FDAC30 CLOSE:00000000
+000018 FLUSH:20FDA078 UTILITY:213126A0 EXITFTELL:00000000
+000024 EXITUNGETC:20F481E8 OSIOBLK:2135CBF8 SAVECURSOR:00
+00002D NEWLINEPTR:00000000 ENDOFBLOCK:00000000
+000035 CURRBLKSIZE:00000000 LASTBLKSIZE:00000000
+00003D HIGHMAJOR:00000000 RELRECNUM:00000000
+000045 MAXFTELLBLK:00000000 RECBITS:00000000

```

```

+00004D RECSPERBLOCK:00000000 SAVECHAR:00000000 FLAGS1:72000000

OSIO: 2135CBF8
+000000 OSIO_EYE:OSIO DCBW:000144A0 DCBRU:00000000
+00000C JFCB:00014508 CURRMBUF:00000000 MBUFCOUNT:00000001
+000018 READMAX:00000000 CURBLKNUM:FFFFFFFF
+000020 LASTBLKNUM:FFFFFFFF BLKSPERTRK:0000 OSIO_ACCESS_METHOD:01
+000027 OSIO_NOSEEK_TO_SEEK:00 FIRSTPOS:00000100
+00002C LASTPOS:00000100 NEWPOS:00000000 READFUNCNUM:00000002
+000038 WRITEFUNCNUM:00000005 FCB:2135C9F0 PARENT:2135CBF8
+000044 FLAGS1:81020000 DCBERU:00000000 DCBEW:2135CC60
+000050 OSIO_VOLSEQ:0000 OSIO_NEWVOLSEQ:0000 OSIO_EXT:00000000
+000058 OSIO_HIGHVOL:0000 APPENDEDLASTVOLSEQ:0000
+00005C OSIO_JFCBX:00000000

DCB: 000144A0
+000000 DCBRELAD:2135CC60 DCBFDAD:00000000 22000600
+000014 DCBBUFNO:00 DCBSRG1:40 DCBEODAD:000000 DCBRECFCM:C0
+000025 DCBEXLSA:0127D0 DCBDDNAM:.%...im DCBMACR1:65
+000033 DCBMACR2:B8 DCBSYNAD:000000 DCBBLKSI:1800 DCBNCP:01
+000052 DCBLRECL:0000

DCBE: 2135CC60
+000000 DCBEID:DCBE DCBELEN:0038 RESERVED0:0000
+000008 DCBEDCB:000144A0 DCBERELA:00000000 DCBEFLG1:C0
+000011 DCBEFLG2:88 DCBENSTR:0000 DCBEFLG3:00
+000024 DCBESIZE:00000000 DCBEEODA:20E6269A
+00002C DCBESYNA:20E6263C MULTSDN:00

JFCB: 00014508
+000000 JFCBDSNM:CHARUM.N.0
+00002C JFCBELNM: JFCBTSDM:80 JFCBDSCB:00471E
+000046 JFCBVLSQ:0000 JFCBIND1:00 JFCBIND2:40
+000058 JFCBUFNO:00 JFCDSRG1:00 JFCDSRG2:00
+000064 JFCRECFM:00 JFCBLKSI:0000 JFCLRECL:0000 JFCNCP:00
+000075 JFCBNVOL:01 JFCBNVOLS:SL6206
+000094 JFCBEXTL:00 JFCBEXAD:000D1F JFCFLGS1:00
+0000AE JFCBVLCT:01

```

Dummy FCB encountered at location 20C0E148

```

AMRC: 20C0E770
+000000 CODE:00021708 RBA:00000000 LASTOP:00000032
+00000C FILL_LEN:00000000 MSG_LEN:00000000
+000014 STR1:.....
+000050 STR1_CONT:.....
+00008C PARM0R0:00000000 PARMR1:00000000
+00009C STR2:.....
+0000DC RPLFDBWD:00000000 XRBA:00000000 00000000
+0000E8 AMRC_NOSEEK_TO_SEEK:00

AMRC2: 20C0E878
+000000 __ERROR2:00000000 __FILEPTR:00000000

```

File name: CHARUM.A.B

```

[8]MFCB: 2135A470
+000000 FIRSTNEBULA:2135A4E4 REFCNT:00000001 NEXTMFCB:2135A970
+000010 WRITEFCB:2135A268 FLAG1:0001 DEPTH:0000 NAME:2135A5F0
+00001C NAMELENGTH:0000000A NAMEBUFSIZE:00000044 MEMBER:.....
+00002C NEXTFCB:00000000 PREVFCB:00000000
+000034 PARENTFCB:2135A268 CHILDFCB:00000000
+00003C PREVMFCB:00000000 PARENTMFCB:2135A470
+000044 CHILDMFCB:00000000 HIPERKEY:00000000 00000000
+000050 CURHSPBYTES:00000000 LASTBYTE:0000 CREATELEVEL:0000
+000058 FLAG2:00000000 LASTNEBULA:2135A4E4 LASTNEBINDE:0001
+000064 LASTDS:00000000 MAXHSPBYTES:00000000
+00006C LASTBLKOFFSET:00000000 MFCB_CPCB:20C0DEA8

```

File name: CHARUM.B.C

```

MFCB: 2135A970
+000000 FIRSTNEBULA:00000000 REFCNT:00000001 NEXTMFCB:00000000
+000010 WRITEFCB:2135A660 FLAG1:0001 DEPTH:0000 NAME:2135A9F0
+00001C NAMELENGTH:0000000A NAMEBUFSIZE:00000044 MEMBER:.....
+00002C NEXTFCB:00000000 PREVFCB:00000000
+000034 PARENTFCB:2135A660 CHILDFCB:00000000
+00003C PREVMFCB:2135A470 PARENTMFCB:2135A970
+000044 CHILDMFCB:00000000 HIPERKEY:80007400 00011F4C
+000050 CURHSPBYTES:00020000 LASTBYTE:0000 CREATELEVEL:0000
+000058 FLAG2:40000000 LASTNEBULA:00000000 LASTNEBINDE:0000

```

```
+000064 LASTDS:00000000 MAXHSPBYTES:80000000
+00006C LASTBLKOFFSET:00000000 MFCB_CPCB:20C0DEA8
```

```
Exiting CRTL I/O Control Blocks
Exiting Language Environment Data
```

Table 26. Contents of C/C++-specific sections of LEDATA output

Section Number and Heading	Contents
[1] CGEN	Formats the C/C++-specific portion of the Language Environment common anchor area (CAA).
[2] CGENE	Formats the extension to the C/C++-specific portion of the Language Environment common anchor area (CAA).
[3] CEDB	Formats the C/C++-specific portion of the Language Environment enclave data block (EDB).
[4] CTHD	Formats the C/C++ thread-level control block (CTHD).
[5] CPCB	Formats the C/C++-specific portion of the Language Environment process control block (PCB).
[6] CIO	Formats the C/C++ IO control block (CIO).

Table 26. Contents of C/C++-specific sections of LEDATA output (continued)

Section Number and Heading	Contents
[7] File Control Blocks	<p>Formats the C/C++ file control block (FCB). The FCB and its related control blocks represent the information that is needed by each open stream. The following related control blocks are included.</p> <p>FFIL Formats the header of the C/C++ file control block (FCB).</p> <p>FSCE The file-specific category extension control block (FSCE), which represents the specific type of IO being performed. The following is a list of FSCEs that may be formatted; other FSCEs will be displayed using a generic overlay.</p> <p>HFSF UNIX file system file</p> <p>HSPF Hiperspace file</p> <p>INTC Intercept file</p> <p>MEMF Memory file</p> <p>OSNS OS no seek</p> <p>OSFS OS fixed text</p> <p>OSVF OS variable text</p> <p>OSUT OS undefined format text</p> <p>TDQF CICS Transient Data Queue file</p> <p>TERM Terminal file</p> <p>VSAM VSAM file</p> <p>OSIO The OS IO interface control block.</p> <p>OSIOE The OS IO extended interface control block.</p> <p>DCB The data control block.</p> <p>DCBE The data control block extension.</p> <p>JFCB The job file control block (JFCB). For more information about the JFCB, see <i>z/OS MVS Data Areas</i> in <i>z/OS Internet library</i> (www.ibm.com/servers/resourcelink/svc00100.nsf/pages/zosInternetLibrary).</p> <p>JFCBX The job file control block extension (JFCBX).</p> <p>MBUF The message buffer control block (MBUF).</p>
[8] Memory File Control Blocks	This section formats the C/C++ memory file control block (MFCB).

Understanding the COBOL-specific LEDATA output

The Language Environment IPCS VERBEXIT LEDATA generates formatted output of COBOL-specific control blocks from a system dump when the COMP(COBOL), COMP(ALL) or ALL parameter is specified and COBOL is active in the dump. The following example illustrates the COBOL-specific output produced. The system dump being formatted was obtained by specifying the TERMTHDACT(UADUMP) runtime option. Table 27 on page 141 describes the information contained in the formatted output. For easy reference, the sections of the dump are numbered to correspond with the description of each section that follows.

```
*****
COBOL ENVIRONMENT DATA
*****

[1]RUNCOM: 00049038
+000000 IDENT:C3RUNCOM LENGTH:000002D8 FLAGS:00860000
+000010 RU_ID:000178B0 INVK_RSA:00005F80
+000024 MAIN_PGM_ADDR:00007DE8 MAIN_PGM_CLLE:00049328
+00002C ITBNAB:00000000 PARM_ADDR:000179D0 NEXT_RUNCOM:00000000
+000040 THDCOM:0001AA80 COBVEC:0001A1BC SUBCOM:00000000
+00004C COBVEC2:0001A7FC CAA:00018920 UPSI_SWITCHES:00000000
+00007C DUM_CLLE:0BF15BA8 1ST_FREE_CLLE:00000000
+000088 HAT:0BF157A8 1ST_CLLE:00049488
+000090 SORT_CONTROL_DCB:00000000 COBOL_ACTIVE:00000000
+0000A4 IO_FLAGS:00000000 UNSTR_WRK:00000000
+00011C INSP_WRK:00000000 INSP_WRK1:00000000
+00012C DDNAME_SORT_CONTROL:..... LEN_UNSTR_WRK:00000000
+000138 UNSTR_DELIMS:0000
+000154 CEEINT_PLIST:000491B0 00000008 00000006 000491B4 00000000 00000000
+00016C ----->:00000005 00000000 00000000 00000000 00000000
+0001C8 MAIN_ID:CALLSUBX
+000204 ----->:
+000240 ----->:

[2]THDCOM: 0001AA80
+000000 IDENT:C3THDCOM LENGTH:000001E8 FLAGS:81000000 00000100
+000018 COBCOM:0001A108 COBVEC:0001A1BC 1ST_RUNCOM:00049038
+000028 1ST_PROGRAM:CALLSUBX SUBCOM:00000000
+000034 CEEINT_PLIST:00000000 00000000 00000000 00000000 00000000 00000000
+00004C ----->:00000000 00000000 00000000 00000000 00000000
+000084 COBVEC2:0001A7FC ITBLK:00000000 STT_BST:00000000
+000098 CICS_EIB:00000000 SIBLING:00000000
+0000AC SORT_RETURN:00000000 INFO_MSG_LIMIT:0000
+0000C8 R12_SAVE:00000000 STP_DUM_TGT:00000000
+000180 LRR_COBCOM:00000000 CAA:00018920 DUM_THDCOM:00000000
+00019C ITBLK_TRAP_RSA:00000000 ITBLK_PLFPARMS:00000000
+0001A4 ITBLK_BS2PARMS:00000000 ITBLK_NAB:00000000
+0001AC DUM_MAIN_DSA:00000000 BDY_RSA:00000000
+0001D0 RRE_TAIL_RSA:00000000 ESTUB_TGT:00000000

[3]COBCOM: 0001A108
+000000 IDENT:C3COBCOM LENGTH:00000978 VERSION:010900
+000058 FLAGS:906000 ESM_ID:0 COBVEC:0001A1BC
+000060 COBVEC2:0001A7FC
+000064 LOADFG:00000100 00000000 80000000 00008000 00000000
+000078 THDCOM:0001AA80 INSH:00000000 LRR_THDCOM:00000000
+00009C LRR_ITBLK:00000000 LRR_SUBCOM:00000000
+0000A4 LRR_EPLF:00000000

[4] CLLE: 00049488
+000000 PGMNAME:PARM5 OPEN_NON_EXT_FILES:0000 TGT_FLAGS:00
+00000C LANG_LST:00050F98 INFO_FLAGS:8891 LOAD_ADDR:8004FF88
+000018 TGT_ADDR:00050248 LE_TOKEN:0BF150BC FLAGS2:00

[5] TGT: 00050248
+000048 IDENT:3TGT LVL:05 FLAGS:40020220 RUNCOM:00049038
+00005C COBVEC:0001A7FC #FCBS:00000000 WS_LEN:00000000
+000070 SMG_WRK:00000000 CAA:00018920 LEN:00000154
+00008C EXT_FCBS:00000000 OUTDD:SYSOUT
+0000AC CALC_RSA:00000000 00000000 00000000 00000000 00000000 00000000
+0000C4 ----->:00000000 00000000 00000000 00000000 00000000
+0000DC ----->:00000000 ABINF:000500A5 TESTINF:00000000
+000100 PGMADDR:0004FF88 1STFCB:00000000 WS_ADDR:00000000
+000118 1STEXTFCB:00000000
```



```

CLLE: 00049440
+000000 PGMNAME:PARM1 OPEN_NON_EXT_FILES:0000 TGT_FLAGS:00
+00000C LANG_LST:0004EF98 INFO_FLAGS:8891 LOAD_ADDR:8004DFE0
+000018 TGT_ADDR:0004E258 LE_TOKEN:0BF150A0 FLAGS2:00

TGT: 0004E258
+000048 IDENT:3TGT LVL:05 FLAGS:40020220 RUNCOM:00049038
+00005C COBVEC:0001A7FC #FCBS:00000000 WS_LEN:00000000
+000070 SMG_WRK:00000000 CAA:00018920 LEN:00000144
+00008C EXT_FCBS:00000000 OUTDD:SYSOUT
+0000AC CALC_RSA:00000000 00000000 00000000 00000000 00000000 00000000
+0000C4 ----->:00000000 00000000 00000000 00000000 00000000 00000000
+0000DC ----->:00000000 ABINF:0004E0FD TESTINF:00000000
+000100 PGMADDR:0004DFE0 1STFCB:00000000 WS_ADDR:00000000
+000118 1STEXTFCB:00000000

CLLE: 00049370
+000000 PGMNAME:PARM0 OPEN_NON_EXT_FILES:0000 TGT_FLAGS:00
+00000C LANG_LST:0004CF98 INFO_FLAGS:8891 LOAD_ADDR:8004BFF8
+000018 TGT_ADDR:0004C260 LE_TOKEN:0BF15084 FLAGS2:00

TGT: 0004C260
+000048 IDENT:3TGT LVL:05 FLAGS:40020220 RUNCOM:00049038
+00005C COBVEC:0001A7FC #FCBS:00000000 WS_LEN:00000000
+000070 SMG_WRK:00000000 CAA:00018920 LEN:00000140
+00008C EXT_FCBS:00000000 OUTDD:SYSOUT
+0000AC CALC_RSA:00000000 00000000 00000000 00000000 00000000 00000000
+0000C4 ----->:00000000 00000000 00000000 00000000 00000000 00000000
+0000DC ----->:00000000 ABINF:0004C115 TESTINF:00000000
+000100 PGMADDR:0004BFF8 1STFCB:00000000 WS_ADDR:00000000
+000118 1STEXTFCB:00000000

CLLE: 00049328
+000000 PGMNAME:CALLSUBX OPEN_NON_EXT_FILES:0000 TGT_FLAGS:00
+00000C LANG_LST:00000000 INFO_FLAGS:9881 LOAD_ADDR:80007DE8
+000018 TGT_ADDR:00008220 LE_TOKEN:00000000 FLAGS2:00

TGT: 00008220
+000048 IDENT:3TGT LVL:05 FLAGS:60020220 RUNCOM:00049038
+00005C COBVEC:0001A7FC #FCBS:00000000 WS_LEN:0000002C
+000070 SMG_WRK:00000000 CAA:00018920 LEN:00000150
+00008C EXT_FCBS:00000000 OUTDD:SYSOUT
+0000AC CALC_RSA:00000000 00000000 00000000 00000000 00000000 00000000
+0000C4 ----->:00000000 00000000 00000000 00000000 00000000 00000000
+0000DC ----->:00000000 ABINF:00007F34 TESTINF:00000000
+000100 PGMADDR:00007DE8 1STFCB:00000000 WS_ADDR:000083C0
+000118 1STEXTFCB:00000000

```

Exiting COBOL Environment Data

Table 27. Contents of COBOL-specific sections of LEDATA Output

Section number and heading	Contents
[1] RUNCOM	Formats the COBOL enclave-level control block (RUNCOM).
[2] THDCOM	Formats the COBOL process-level control block (THDCOM).
[3] COBCOM	Formats the COBOL region-level control block (COBCOM).
[4] CLLE	Formats the COBOL loaded program control blocks (CLLE).
[5] TGT	Formats the COBOL TGT control blocks.

```

*****
COBOLV5+ ENVIRONMENT DATA
*****

[1] COBEDB: 0CFE7048
+000000 IDENT:COBEDB LENGTH:0000011C INPL_MAIN:0CE00000
+000014 FLAGS:80000000 MAIN_CLLE:0CFE7C08 DUMMY_CLLE:0CFE9A08
+000020 FREE_CLLE:00000000 CLLE_HASH:0CFE9608
+000028 FIRST_CLLE:0D74E360 EXT_DATA_LIST:00000000
+000030 EXT_FILE_BLOCK:00000000 EXT_FILESYNC@:00000000
+000038 V4_EVENT_NF:0CE23EC8 V4_OTH_EVENT_NF:0CE55958
+000040 CLLESRCH:0CED0A00 FUNCDESC:0CED0D60
+000060 QSAM_EOD_DSP_FUNC:00000000 QSAM_GET_DSP_FUNC:00000000
+000068 QSAM_PUT_DSP_FUNC:00000000 QSAM_PUTX_DSP_FUNC:00000000

```

```

+000070 QSAM_UGET_DSP_FUNC:00000000 QSAM_UPUT_DSP_FUNC:00000000
+000078 QSAM_VPUT_DSP_FUNC:00000000 QSAM_LBI_UGET_DSP_FUNC:00000000
+000080 QSAM_LBI_UPUT_DSP_FUNC:00000000 QSAM_QUEL_DSP_FUNC:00000000
+000088 QSAM_VULE_DSP_FUNC:00000000 QSAM_EOD_DSP_EXIT:00000000
+000090 QSAM_SYN_DSP_EXIT:00000000 VSAM_VIO_DSP_FUNC:00000000
+000098 LSEQ_READ_DSP_FUNC:00000000 LSEQ_WRITE_DSP_FUNC:00000000
+0000A0 LE_UPSI:F0F0F0F0 F0F0F0F0 JVM_ANCHOR:00000000
+0000AC THREAD_STATUS:00000000 MTX_PGM:00000000 MTX_SYSIN:00000000
+0000B8 MTX_SYSOUT:00000000 MTX_SYSPUN:00000000
+0000C0 MTX_CONSOLE:00000000 MTX_RANDOM:00000000 MTX_CLL:00000000
+0000CC MTX_MISC_EVENTS:00000000 A_THREAD_STATUS:0CFE70F4
+0000D4 A_MTX_PGM:00000000 A_MTX_SYSIN:0CFE79E8
+0000DC A_MTX_SYSOUT:0CFE79EC A_MTX_SYSPUN:0CFE79F0
+0000E4 A_MTX_CONSOLE:0CFE79F4 A_MTX_RANDOM:00000000
+0000EC A_RANDOM_SEED:0CFE7A2C RANDOM_SEED:00000001
+0000F4 LE_TRACE_FLAGS:00000000 FIRST_CAA_ENCLAVE:0CE1CBE0
+0000FC V4_SYNC_FLAG:05 HAS_C:00000000 HAS_IGZXLPC:00000000
+000108 DBG_API:00000000 COB_THREAD_IPT:0CFE7198 CAA_SORT:0CE1CBE0
+000114 IDENT_2:E_COBEDB

```

```

COBTHRED: 0CFE7198
+000000 IDENT:COBTHRED FLAGS:80000000 IOSAVEAREA:0CFE7360
+000010 IONATIONALWORKAREA:0CFE7400 WSA24SZ:00000000 THCSIGPS:0CFE7418
+00001C XDCALP:0CFE72F8 SPRINTF_NAB:0D133AA8 FCAL_CACHE:0CFE84A0
+000028 EINI_CACHE:00000000 RCMSGLST:00000000
+000030 DEFERREDMSG:00000000 SORT_STATE:0D136C80 THCXWRK@:00000000
+00003C THCPGMIIIP:0000 THCFILEIP:0000 THCOFCBL:00000000
+000048 CLLE_LOCAL_CACHE:00000000 00000000 00000000 00000000 00000000
+00005C ----->:00000000 00000000 00000000 00000000 00000000
+000070 ----->:00000000 00000000 00000000 00000000 00000000
+000084 ----->:00000000 00000000 0D134E40 0CFE9A78 00000000
+000098 ----->:00000000 00000000 00000000 00000000 00000000
+0000AC ----->:00000000 00000000 00000000 00000000 00000000
+0000C0 ----->:00000000 0D74E360
+0000C8 XUCP_CACHE:00000000 00000000 00000000 00000000 00000000
+0000E0 ----->:00000000 00000000 00000000 00000000 00000000
+0000F8 ----->:00000000 00000000 00000000 00000000 00000000
+000110 ----->:00000000 00000000 00000000 00000000 00000000
+000128 ----->:00000000 00000000 00000000 00000000 00000000
+000140 ----->:00000000 00000000 00000000 00000000 00000000
+000158 ----->:00000000 00000000
+000160 CLLE:0D74E360 XDCALNAME:00000000 WSA@:00000000
+00016C SAVED_R4:00000000 SAVED_R5:00000000 SAVED_R6:00000000
+000178 SAVED_R7:00000000 SAVED_R8:00000000 SAVED_R14:00000000
+000184 SIGINFO:0CE086EE XAPI_STACK:0CFE7618 V4RUNCOM:0CFE7908
+000190 MUTEX_LOCKED:00000000 FCB_LOCKED:00000000
+000198 PENDING_LOCK:00000000 PC_TREN_TREC:00000000
+0001A0 SORT_STATE_BUFF:0D136C80 PRINTKCOUNT:00000000
+0001A8 THCXWRKC@:00000000 XTRM_STACK:00000000
+0001B0 OLD_COBRENT:00000000 DCS2_CLLE:00000000

```

IPT

```

[2]COBPCB: 00012070
+000000 IDENT:COBPCB FLAGS:00000000 MAINDSA:00000000
+000010 BDYSAVE:00000000 PTCPCDCHB:00015B58 PTCPCCHBUF:00015B5C
+00001C PTCPCCHLEN:00015B60 PTCDSPLG:00015A90 PTCRDRCB:00015B64
+000028 PTCACPFLG:00015A91 TCPCHDCB:00000000 TCPCHBUF:00000000
+000034 TCPCHLEN:0000 TCDSPLG:00 TCUSSFLG:00 TCACPFLG:00
+000039 TCADUFL2:02 AVAIL:0000 TCRDRDCB:00000000
+000040 TCIMCNT:00000000 DEBUGCOUNTER:00000000 PROG_CAA:00000000
+000050 PROG_DSA:00000000 PROG_CLLE:00000000 PROG_WSA:00000000
+00005C PROG_WSTOR:00000000 DUMP_REPEAT_TRACKER:00000000
+000064 ARRAY_INFO:00000000 ID_NEST:00000000 IGZ_CDATOKEN:00000000
+000070 GOFF_INIT@:00000000 PCLINES@:00000000 LINENO@:00000000
+00007C SET_CODESET@:00000000 ARANGE@:00000000 CUDIEOFF@:00000000
+000088 OFFDIE@:00000000 CHILDE@:00000000 SIBLINGOF@:00000000
+000094 TAG@:00000000 ATTR@:00000000 DIENAME@:00000000
+0000A0 DIETYPE@:00000000 WHATFORM@:00000000
+0000AB FORMUDATA@:00000000 FORMSTRING@:00000000
+0000B0 LOCLIST_N@:00000000 DIESECTION@:00000000 DEALLOC@:00000000
+0000BC ALTLINE@:00000000 GLOBAL_FORMREF@:00000000
+0000C4 DEBUG_SECTION@:00000000 OFFDIE_IN_SECTION@:00000000
+0000CC SRCATTR_GET_ALTLINE@:00000000 FINISH@:00000000
+0000D4 LINEBEGINSTATEMENT@:00000000 PCSUBR@:00000000 CDA_EP:00000000
+0000E0 CDA_CODE_ADDR:00000000 CDA_COBEDB:00000000 V4TCB:00000000
+0000EC PROG_EP:00000000 IDENT_2:E_COBPCB

```

```

[3]COBRBCB: 00012020
+000000 IDENT:COBRBCB LENGTH:00000148 COBPCBPTR:00012070
+000010 LIBVEC:00013038 XD24:00000000 DT_NOTIFY:00000000
+00001C FLAGS:00000000 RCDYNLST:00000000 QSAM24NEXTLST:00041020

```

```

+000028 QSAM24NMEFEXTLST:00000000 QSAM24SYSINPUNEXTLST:00045020
+000030 VSAMEXITBODY:00000000 DBGTAB:00000000 GETSTGCNT:00000000
+000044 IDENT_2:E_COBRBCB

NOWSA AM31 NOWSA DynLoad FastPath

----- Control blocks for program COB5PGRM -----
[4] CLLE: 0CFE7C08
+000000 CLEENTNM:COB5PGRM CLESW1:01 CLEV4FLG:00
+00000C CLELGLST:00000000 CLEFLG1:35 CLEFLG2:81 CLELDADR:0CE00000
+000018 CLETGTAD_CLEPDB:0CFE7C80 CLETOKEN:00000000
+000020 CLEWSAADDR:0CFEB048 CLLEHB:0CFE96D4 CLLEHF:0CFE9A08
+00002C CLLENEXT:00000000 CLESTAT:00000002 CLECNT:00000000
+000038 CLENUMOPEN:FFFFFFFF CLEFDESC:00000000

CBLV5+ Main Rent AM31 PgmInit StgInit

COBPDB: 0CFE7C08
+000000 IDENT:COBPDB GPCB:0CFF1234 WSA24SZ:00000000
+000010 WSA24@:00000000 IDENT_2:E_COBPDB

GPCB: 0CFF1234
+000000 COMP_VER:13156510 GPCB_IPCB@:0CFF1274 GPCB_NAME:0CE06E08
+000010 GPCB_NAME_SZ:00000008 FLAGS:94 GPCB_CLLE:0CFE7C08
+00001C GPCB_ASC@:00000000 GPCB_FIBAA@:0CFF0A98
+000024 GPCB_UPSI@:0CFE70E8 GPCB_ACSORD@:00000000
+00002C GPCB_ASCII2EBDIC@:00000000 GPCB_EBCDIC2ASCII@:00000000
+000034 GPCB_OUTDD:SYSOUT GPCB_JVMPTR@:0CFE70F0

StaticCall SSRangeChk UppCase

IPCB: 0CFF1274
+000000 IPCB_NUMENTS:00000001 FLAG:80 IPCB_ENT:0CE00000
+00000C IPCB_NUMPPROGS:00000000 IPCB_FCBAA@:0CFF0A88
+000014 IPCB_FILEDEFS:00000004 IPCB_PGMPCB:0CFF1234

PgmInit

PPA1: 0CE08560 (Entry name:COB5PGRM)
PPA2: 0CE08728
PPA3: 0CE08698
PPA4: 0CE08788 (CUName :COB5PGRM)
CEESTART: 0CE0A3D0
CEEELLST: 0CE0A598
IEWBLIT: 0CE0AFF0

COBOL version: 050100. Compiled Date and Time: 2013-12-12 17:35:43.
STATIC MAP(RENT): 0CFEB058 25152(X'6240') bytes.
COBOL Working-Storage resides in the STATIC MAP(RENT).

```

The names of the control blocks have changed in Enterprise COBOL V5.1. [Table 28 on page 143](#) shows the correspondence with COBOL V4R2 and prior releases.

Table 28. Contents of COBOL-specific sections of LEDATA Output (Enterprise COBOL V5.1 and later releases)

Section number and heading	Contents
[1] COBEDB	Corresponds to RUNCOM, formats the COBOL enclave-level control block.
[2] COBPCB	Corresponds to THDCOM, formats the COBOL process-level control block.
[3] COBRBCB	Corresponds to COBCOM, formats the COBOL region-level control block.
[4] CLLE	Formats the COBOL loaded program control block (same name).
[5] COBDSACB	Corresponds to TGT, program-level control block.

Understanding the PL/I-specific LEDATA output

The Language Environment IPCS VERBEXIT LEDATA generates formatted output of PL/I-specific control blocks from a system dump when the COMP(PLI), COMP(ALL) or ALL parameter is specified and PL/I is active in the dump. The following [example](#) illustrates the PL/I-specific output produced. The system dump being formatted was obtained by specifying the TERMTHDACT(UADUMP) runtime option. [Table](#)

29 on page 149 describes the information contained in the formatted output. For easy reference, the sections of the dump are numbered to correspond with the description of each section that follows.

```
*****
PL/I FOR MVS & VM ENVIRONMENT DATA
*****

[1] RXRCB: 00021000
+000000 ID:ZRCB LIBVEC:00013038 RSAP:00000000
+000010 PSMA:00000000 PSLA:00000000

[2] PRCB: 00021038
+000000 ID:ZPRB RCB:00021000 SYSP_FCB:00063004
+000010 MSGF_FCB:00000000 PRV_INIT:00016B38
+00001C ENT_FCO:00000000 MSGFFLGS:00 FLAGS:B6000000
+000030 DCL_LIST:00000000 DBG_STG:00000000
+000038 DCL_LIST_LEN:00000000

[3] TIA: 00056298
+000000 TISA:00000000 TAPC:00000000 TERA:00000000 TINM:0000
+00000E TFL1:0030 TWTW:00000000 TEXF:00000000 TLFE:00000000
+000020 TDUB:00056450 TDDS:00000000 TLWR:00000000
+00002C TASM:00000000 TSNM:..... TASR:00000000
+00003C TFEP:000571C8 TAST:00000000 TERC:00000000
+000048 TCTF:00000000 TCTL:00000000 TATC:00033B88
+000054 TABD:00000000 TRPS:00000000 TFL3:000000 TCPM:00
+000060 TXRES:00000000 TXIIC:00000000 TXHIN:00000000
+00006C TXHIC:00000000 TXHAD:00000000 TXBOC:00000000
+000078 TXLFE:00000000 TERN:00000000 FCB:00000000
+000084 RC:00000000 REASON:00000000 ADBG:00000000
+000090 PARM:00000000 PADDR:00000000 PLIST:00000000
+00009C STRLOC:00000000 STRLEN:0000 STRVAR:0000
+0000A4 ZEROSTR:0000 PARM:00000000 PRECALL:00000000
+0000B0 PRETERM:00000000 PIRPARM:00000000 CHECK:00000000
+0000BC USERWD:00000000 CCPARM:00000000 MAINLAN:0000
+0000C6 MSG_LRECL:0000 MSG_RTN:00000000 TPMV:00000000
+0000D0 TMSK:00000000 USERCODE:00000000 PREREINT:151016F0
+0000DC SYSP_DCL:00000000 PRVLEN:00000000 PG_ADDR:00000000
+0000EC PG_PLIST:00000000 00000000 00000000 PNUM:7FFFFFFF
+0000FC 4K:00000000 BILC:00000000 00000000 00000000 00000000
+00011C SYSPRINT_OPCODE:15A3C04C 4K_HID:00000000

[4] FECB: 000571C8
+000000 CHAIN:00000000 PRV0:0A000000 NAME:IEFBR14
+000010 CODE:50E0D068 58FF0014 41C0C000 0CEF58E0 D0680B0E
+000024 EPA:00E73000 SAVE:00000000 END:00000008
+000030 FLAGS:08000000 MENTRY:00000000 LOADPTR:00000000
```

```
+----- start of data for file 1 -----+
|
|
|      FILENAME:DDVSAM1
[5] DCLCB: 15101750
+000000 FCB:0000000C ATT:02010400 OPA:01861800
+00000C ENV:15101770 GRA:0000 NMO:0014 FNLEN:0007
+000016 FNAME:DDVSAM1.
[6] FCB: 00057404
+000000 FFST:00020100 00000000 FAIS:0001A1A8 FATM:00064602
+000010 FADL:15101750 FACB/FADB:00057484 FAFO:00057314
+00001C FAIL:00000000 FERR:0000 FCOM:0000 FATA:02210500
+000028 FFLA:00011C00 02080000 FBKZ:0000 FKYL:0008
+000034 FRCL:0000008C FAFR:000574D8 FTYP:E5C7 FLEN:00D0
+000040 FGAS:00000000 FBIF:00 FFST:00 FALU:00000000
+000050 FACK:00000000 FIOC:000574D8 FALR:00000000 FEMT:E
+00005D FEFT:E FRET:00 FAFB:00 FERM:0001A120 FGAM:0082
+000066 FKLO:0000 FCCT:00000000 FAKY:00000000
+000070 FIOS/FREL:0000019C FXBA:00000000 FRTB:00000202
+00007C FOPT:92910000 FAWB:A010004C
ATTRS:RECORD OUTPUT SEQ KEYED BUF
ACB: 00057484
+000000 ID:A0 STYP:10 LEN:004C AMBLST:15A4D7F8
+000008 INRTN:00FD7818 MACRF:5202 BSTNO:00 STRNO:01 BUFND:0000
+000012 BUFNI:0000 BUFPL:00000000 RECFM:80 FLAGS:00 DSORG:0008
+00001C MSGAR:00000000 PASSW:00000000 EXLST:00000000 TIOT:00CC
+00002A INFL:00 AMETH:11 ERFL:00 DEB:8AEEA8 OFLGS:D2
+000031 ERFLG:00 UJFCB:00000000 BUFSP:00000000 BLKSZ:0000
+00003E LRECL:0000 UAPTR:00000000 CBMWA:00000000 APID:00000000
[7] IOB: 000574D8
+000000 ICHN:00000000 INXT:00000000 IFLA:0000 IERR:0000
+00000C IRCB:00000000 IORD:00000000 IORL:00000000
```

```

+000018 IREF:00000000 00000000 IEVT:00000000
+000024 IECS:000575D8 0005766C 0005766C 00000000 00000000 00000000
+00003C --->:00057588 00000000
RPL: 00057588
+000000 ID:00 STYP:10 REQ:00 LEN:4C PLHPT:00000000
+000008 ECB:00057510 FDBWD:00000000 KEYL:0008 STRID:0000
+000014 CCHAR:00000000 ACB:00057484 TCBPT:00000000
+000020 AREA:00000000 ARG:00057664 OPTCD:21800000
+00002C CHAIN:00000000 RLEN:00000000 BUFL:00000000
+000038 OPTC2:00000000 RBAR:00000000 00000000 EXTDS:40
+000045 ACTIV:00 EMLEN:0000 ERMSA:00000000
|
+-----+ end of data for file 1 -----+
:
Exiting PL/I for MVS & VM Environment Data

```

```

*****
ENTERPRISE PL/I ENVIRONMENT DATA
*****
[8] RCB: 15A3A000
+000000 ID:VRCB LIBVEC:00022038 DTPMTRN:00000000
+000010 CICSFS:00000001
[9] PCB: 15A3B000
+000000 ID:IBMPLPCB RCB:00000000 FCO:15A3B054
+000010 INITMETHOD:15A3B286 METHODLEN:00000068 FLAGS:06800000
+00001C ORG_TCA:00033B88 IO_MOD:800283A0 IO_OPEN:000283F4
+000028 IO_CLOSE:000284D4 IO_GET:00028592 IO_PUT:000285DA
+000034 IO_PUTX:00028622 IO_WR_DM:0002866C
+00003C IO_WR_DI:00028818 IO_WR_SF:0002889E
+000044 IO_RD_DI:00028938 IO_RD_SF:000289BE
+00004C IO_TPUT:00028A2C IO_GTSIZE:00028A78
[10] TCA: 000568F0
+000000 PREV:00000000 FLAGS:00800000 APPTYPE:00000000
+00000C INITADDR:15A40CC8 INITSTOR:0000047B
+000014 BEL_HEAPID:00000000 MAXPATHLEN:00000000 HEAPID:00000000
+000020 FECB_ADDR:00056A6C MIT:00000000 FILES_ADDR:00056A50
+00002C TABTAB:15479F08 DDMDLL:00000000 IOFLGS:00000000
+000038 DDT:00000000 TWC:00000000 PFO_ANC:00000000
+000044 DDB:00000000 CONV_FCO:00000000 SCB_PTR:00000000
+000050 DMY_OCA:00056AF8 LAST_OCA:00056BC8 DEF_BIF_STR:0000
+00005A DEF_ONCHR:40 ASEM_HAND:00000000 DSEM_HAND:00000000
+000064 OSEM_HAND:00000000 FSEM_HAND:00000000
+00006C XML_CHAIN:00000000 XML_EXIT:00000000
+000078 CTL_LIST:00000000 SYSPRT_FCO:00000000
+000080 FLUSH_RTN:153D6228 STDOUT_HAND:00000000 PARENT:00000000
+000094 IO_MOD:800283A0 BTRV_RTN:00000000 ISAM_RTN:00000000
+0000A0 CONV_RTN:00000000 DEC_VALID:00000000
+0000A8 HEX_TRANS:00000000 NLS_BLOCK:00000000
+0000B0 DBCS_MAP:00000000 CCS_CASE:00000000
+0000B8 RAND_SEED:00000001 RETCODE:00000000
+0000C0 DBG_TERM:00000000 DBG_FETCH:00000000
+0000C8 DBG_EXCEP:00000000 SEM_HAND:00000000
+0000D0 DBG_FRAME1:00000000 STMT_HOOK:00000000
+0000D8 ENTRY_HOOK:00000000 CALL_PLITEST:00000000
+0000E0 IBMPEACH:00000000 CICSPPMB:00000000
+0000E8 ENCL_REC_CNT:00000000 ENCL_CNT:00000000
+0000F0 DEF_LIB_HP:00000000 DEF_USR_HP:00000000
+0000F8 CUR_USR_HP:00000000 ADMVS_GOTO:00000000 00000000 00000000
+000108 THD_SPEC_USE:00000000 STG_TAB:15A41150 SYSTEM:00000002
+000114 ANCH_BASE:00000000 API_ADDR:00000000
+00011C PBAS_ADDR:00000000 PDBG_STO:00000000 SNAP_ID:0000
+00012E SNAP_FLGS:0000 FETCH_WSA:00000000 DEF_ONWCHAR:0000
+000138 MUTEX_ATTR:00000000 IO_OPEN:000283F4
+000140 IO_CLOSE:000284D4 IO_GET:00028592 IO_PUT:000285DA
+00014C IO_PUTX:00028622 ASEM_Mutex:00000000
+000154 DSEM_Mutex:00000000 OSEM_Mutex:00000000
+00015C FILES_Mutex:00000000 FILES_AREA:15A445E8
+000164 IO_WRDMY:0002866C IO_WRDI:00028818
+00016C IO_WRSF:0002889E IO_RDDI:00028938
+000174 IO_RDSF:000289BE AMODE_GLUE:00000000
+00017C FECB_AREA:15A418B8
[11] FECB: 15A418B8
+000000 CHAIN:15A41888 HANDLE:00056CF0 LDHANDLE:8005A000
+00000C COUNT:00000001 FLAGS:80000000 MODNMSZ:00000004
+000018 MODNAME:HELP AMODESTG:00056CF0 PTOKEN:15A3C0DC
FECB: 15A41888
+000000 CHAIN:15A41858 HANDLE:00056CC8 LDHANDLE:00059E98
+00000C COUNT:00000001 FLAGS:80000000 MODNMSZ:00000006
+000018 MODNAME:DELETE AMODESTG:00056CC8 PTOKEN:15A3C0C0
FECB: 15A41858
+000000 CHAIN:00000000 HANDLE:00056CA0 LDHANDLE:00E73000

```

```

+00000C COUNT:00000001  FLAGS:80000000  MODNMSZ:00000007
+000018 MODNAME:IEFBR14  AMODESTG:00056CA0  PTOKEN:15A3C0A4
[12] OCA: 00056BC8
+000000 EYE:OCA  VERSION:00  PREV:00056AF8  CID:0C  ERC:0B
+00000A SCI:20  HIGH_SCI:FF  COND_QLFR:00000000
+000010 ONCODE:0140  VAL_FLAGS:0010  FLAGS:00000000
+000018 ONCOUNT:00000000  SLD_ONFILE:00000000 00000000 00000000
+000028 SLD_ONCHAR:00000000 00000000 00000000
+000034 SLD_ONSOURCE:00000000 00000000 00000000
+000040 SLD_ONKEY:00000000 00000000 00000000
+00004C SLD_DATAFIELD:00000000 00000000 00000000
+000058 SLD_ONGSOURCE:00000000 00000000 00000000
+000064 SLD_ONWSOURCE:00000000 00000000 00000000
+000070 SLD_ONWCHAR:00000000 00000000 00000000

```

```

+00007C SLD_ONLOC:00000000 00000000 00000000  RES_EBP:00000000
+00008C RES_EIP:00000000  TRCBK_EBP:00000000
+000094 TRCBK_EIP:00000000  EXIT_LABEL:00000000
+00009C RETRY_EBP:00000000  RETRY_EIP:00000000
+0000A4 RETRY_ESP:00000000  EBP_HAND:00000000
+0000AC PLISRTX_RC:00000000  UNDEF_SUBC1:00000000
+0000B4 UNDEF_SUBC2:00000000  TOKEN:000300C6 59C3C5C5 00000000
+0000C4 AMODE_SWC_PTR:00000000  ONOFFSET:00000000
+0000CC ONLINE:00000000
OCA: 00056AF8
+000000 EYE:OCA  VERSION:00  PREV:00000000  CID:00  ERC:00
+00000A SCI:00  HIGH_SCI:FF  COND_QLFR:00000000
+000010 ONCODE:0000  VAL_FLAGS:FFFF  FLAGS:00000000
+000018 ONCOUNT:00000000  SLD_ONFILE:00056948 02040000 00000000
+000028 SLD_ONCHAR:0005694A 02020000 00000001
+000034 SLD_ONSOURCE:00056948 02040000 00000000
+000040 SLD_ONKEY:00056948 02040000 00000000
+00004C SLD_DATAFIELD:00056948 02040000 00000000
+000058 SLD_ONGSOURCE:00056948 02040000 00000000
+000064 SLD_ONWSOURCE:00056948 020D0000 00000000
+000070 SLD_ONWCHAR:00056A24 020D0000 00000001
+00007C SLD_ONLOC:00056948 02040000 00000000  RES_EBP:00000000
+00008C RES_EIP:00000000  TRCBK_EBP:00000000
+000094 TRCBK_EIP:00000000  EXIT_LABEL:00000000
+00009C RETRY_EBP:00000000  RETRY_EIP:00000000
+0000A4 RETRY_ESP:00000000  EBP_HAND:00000000
+0000AC PLISRTX_RC:00000000  UNDEF_SUBC1:00000000
+0000B4 UNDEF_SUBC2:00000000  TOKEN:00000000 00000000 00000000
+0000C4 AMODE_SWC_PTR:00000000  ONOFFSET:00000000
+0000CC ONLINE:00000000

```

```

:
+----- start of data for file 2 -----+
|

```

```

      FILENAME:DDVSAM
      FNAME: 15A43E40
+000000 NAMELEN:0006
[13] PFO: 15A43E24
+000000 ANCHOR:15A43E3C  DECLARED:00840801  INVALIDS:00600602
+00000C NAMEPTR:15A43E40  ENVPTR:151012A8  INT_TAG:00000000
ATTRS:KEYED EXT SEQ RECORD
INVLD:PRINT EXCL DIR TRANS STREAM
ENV(GENKEY VSAM)
SHAD_FCO: 15A43DA8
+000000 SELF:15A43DA8  CHAIN:15A43B08  ANCESTOR:15A42C20
+00000C INV_STMT_METH:1541FD48  STMT_ERR_METH:1541FCF0
+000014 DIAGNOSE_METH:1541F8D0  DONE_METH:1541FCF0
+00001C OPEN_METH:1541F7B0  CLOSE_METH:1541F738
+000024 CONTROL_METH:1541F1F8  LOCATE_METH:1541EF98
+00002C WRITE_METH:1541F160  REWRITE_METH:1541F0C8
+000034 DELETE_METH:1541F030  READ_METH:1541EF00
+00003C UNLOCK_METH:1541FCF0  WAIT_METH:1541FCF0
+000044 PUT_METH:1541FCF0  GET_METH:1541FCF0
+00004C FLUSH_METH:1541F650  FINDUSE_METH:1541EE00
+000060 SETTYPE_METH:1541ED78  QRYTYPE_METH:1541EC40
+00006C PATHNAME:1541FCF0  SHADOW_PFO:15A43E24
+000074 INIT_PFO:00000000  INIT_PFO_ANC:00000000
[14] FCO: 15A42C20
+000000 SELF:15A42C20  CHAIN:00000000  ANCESTOR:15A43DA8
+00000C INV_STMT_METH:1541FD48  STMT_ERR_METH:15446640
+000014 DIAGNOSE_METH:1541F8D0  DONE_METH:1541FCF0
+00001C OPEN_METH:1541F7B0  CLOSE_METH:1541F738
+000024 CONTROL_METH:1541FD48  LOCATE_METH:1545A190
+00002C WRITE_METH:1545A190  REWRITE_METH:154599A8
+000034 DELETE_METH:15459550  READ_METH:1545AB98

```

```

+00003C UNLOCK_METH:1541FCF0 WAIT_METH:1541FCF0
+000044 PUT_METH:1541FCF0 GET_METH:1541FCF0
+00004C FLUSH_METH:1541F650 FINDUSE_METH:1541EE00
+000060 SETTYPE_METH:1541ED78 QRYTYPE_METH:1541ECA8
+00006C PATHNAME:15A432C0 SHADOW_PFO:00000000
+000074 INIT_PFO:00000000 INIT_PFO_ANC:00000000
+00007C VALIDITY:75001200 REQUIRED:00002000 ATTRS:01854801

```

```

+000088 PFO:15A43E24 EHB:00000000 LENGTH:00000232
+000094 DCB_ACB:15A43008 IO_BUF:15A43C28 BLKSIZE:00000000
+0000A0 BLKXFER:00000000 BUF_OBJ:00000000
+0000A8 BUF_LEFT:00000000 PRIOR_REC_L:00000000
+0000B0 RECSIZE:0000008C BUFSIZE:00000094
+0000B8 BIG_IO_BUF:15A43CD0 DCBE:00000000 ERR_TYPE:00
+0000C1 ERR_CODE:00 ENVIRON:40200000 PLATFORM:34000000
+0000CC FLAGS:80080000 RETRY:00000000 DELAY:00000000
+0000D8 ICOSTATIC:15A43BB0 ICOFREE:15A43BB0
+0000E0 ICOWAITING:15A43BB0 ICOACTIVE:15A43BB0
+0000E8 KEYOFREF:15A43CC0 KEYLOC:00000000 KEYLEN:0008
+0000F2 PREFIXLEN:0000 FLAGS:0008 BYTESREM:0000 RECICD:00000000
+0000FC EOB/AMRC:15A431D8 BYTESREAD:00000000
+000104 CURRPTR:00000000 EOFPOS:00000000
+00010C PRIORLOCRECL:00000000 STATE:00000000
+000114 RIOFLAGS:01804000 BUFOFF:00000000 INDEXAREA:00000000
+000120 NCP:00000000
+000124 RECDATA:00000000 00000000 00000000 00000000 00000000 00000000
+00013C ----->:00000000 00000000 00000000 15A42E60
+0001DC DD_ACCESS:00000000 DD_BLKSIZE:0000 DD_LRECL:0000
+0001E4 DD_RETCODE:0000 DD_DDNAME:..... DD_RECFCM:00
+0001EF DD_DISP:0000 DD_FLAGS:00
+0001F2 DD_DSNAME:.....
+00021E DD_ELNAME:.....
+000226 DS_BLKSIZE:0000 DS_LRECL:0000 DS_RETCODE:0000
+00022C DS_RECFCM:00
PATHNAME:A374585.IPCSPLIT.KSDS
ATTRS:FILE KEYED EXT BUF OUTPUT SEQ RECORD

```

[16]ENV:INDEXED NONSCVAR UNSET

```

[17] FCE: 15A43008
+000000 TOTSTG:000002B8 ACB:15A430D0 RD_RPL:15A43128
+00000C WR_RPL:15A43180 READ:1545AB98 WRITE:1545A190
+00001C WR_RECL:00000064 RD_RECL:00000000 WR_BUF:00036490
+000028 RD_BUF:00000000 WR_ARG:00000000 RD_ARG:00000000
+000038 LAST_OP_RBA:00000000 GET_LEN:00000000
+000040 PUT_LEN:00000064 NUM_RECS:00000000
+000048 KEY_LEN:00000008 KEY_POS:00000000
+000050 FDBK_RSN:00000000 CURR_RBA:00000000
+000058 REPOS_RBA:00000000 SRCH_KEY_PTRNUM:00000000
+000060 SRCH_KEY_LEN:00000000 BUF_STG:000001EC VSAM_TYPE:02
+000071 PREV_REQ:02 FLAGS:C0060200 CURR_RRN:00000000
+000088 LAST_OP_KEY:00000000 SRCH_KEY_RRN:00000000
+0000A0 NUM_DEL:00000000 NUM_INS:00000000
+0000B4 XENDRBA:00000000 00000000
ACB: 15A430D0
+000000 ID:A0 STYP:10 LEN:004C AMBLST:00062AB8
+000008 INRTN:00FD7818 MACRF:5A02 BSTNO:00 STRNO:01 BUFND:0000
+000012 BUFNI:0000 BUFPL:00000000 RECFM:80 FLAGS:00 DSORG:0008
+00001C MSGAR:15A431E4 PASSW:15A430B0 EXLST:00000000
+000028 DDNAME:..... OFLGS:92 ERFLG:00 INFLG:0000
+000034 UJFCB:00000000 BUFSP:00000000 BLKSZ:00D0 LRECL:0000
+000040 UAPTR:00000000 CBMWA:00000000 APID:00000000
RPL: 15A43128
+000000 ID:00 STYP:10 REQ:00 LEN:4C PLHPT:00000000
+000008 ECB:00000000 FDBWD:00000000 KEYL:0000 STRID:0000
+000014 CCHAR:00000000 ACB:15A430D0 TCBPT:00000000
+000020 AREA:00000000 ARG:15A43060 OPTCD:20800000
+00002C CHAIN:00000000 RLEN:00000000 BUFL:00000094
+000038 OPTC2:00000000 RBAR:00000000 00000000 EXTDS:40
+000045 ACTIV:00 EMLen:00D0 ERMSA:15A431E4
RPL: 15A43180
+000000 ID:00 STYP:10 REQ:01 LEN:4C PLHPT:0005EA6C
+000008 ECB:40000000 FDBWD:00000000 KEYL:0000 STRID:0000
+000014 CCHAR:00000000 ACB:15A430D0 TCBPT:00000000
+000020 AREA:00036490 ARG:15A43060 OPTCD:20800000
+00002C CHAIN:00000000 RLEN:00000064 BUFL:00000094
+000038 OPTC2:00000000 RBAR:00000000 0000012C EXTDS:40
+000045 ACTIV:00 EMLen:00D0 ERMSA:15A431E4

```

```

|-----+
+-----+ end of data for file 2 -----+
|

```

+----- start of data for file 7 -----+
|

```

      FILENAME:SYSPRINT
      FNAME: 15A3B30A
+000000 NAMELEN:0008
[13] PFO: 15A3B2EE
+000000 ANCHOR:15A3B306 DECLARED:00444042 INVALIDS:00A3AE01
+00000C NAMEPTR:15A3B30A ENVPTR:00000000 INT_TAG:00000000
      ATTRS:PRINT EXT OUTPUT SYSPRINT STREAM
      INVLD:KEYED EXCL UNBUF BUF INPUT UPDATE SEQ DIR TRANS RECORD
[14] FCO: 15A3B054
+000000 SELF:15A3B054 CHAIN:00000000 ANCESTOR:00000000
+00000C INV_STMT_METH:1541FD48 STMT_ERR_METH:1541FCF0
+000014 DIAGNOSE_METH:1541F8D0 DONE_METH:1541FCF0
+00001C OPEN_METH:1541F7B0 CLOSE_METH:1541F738
+000024 CONTROL_METH:1546C650 LOCATE_METH:1541FD48
+00002C WRITE_METH:1541FD48 REWRITE_METH:1541FD48
+000034 DELETE_METH:1541FD48 READ_METH:1541FD48
+00003C UNLOCK_METH:1541FCF0 WAIT_METH:1541FCF0
+000044 PUT_METH:15467018 GET_METH:1541FD48
+00004C FLUSH_METH:1541F650 FINDUSE_METH:1541EE00
+000060 SETTYPE_METH:1541ED78 QRYTYPE_METH:1541ED10
+00006C PATHNAME:15A42818 SHADOW_PFO:00000000
+000074 INIT_PFO:00000000 INIT_PFO_ANC:00000000
+00007C VALIDITY:00000000 REQUIRED:00000000 ATTRS:00454842
+000088 PFO:15A3B2EE EHB:00000000 LENGTH:00000232
+000094 DCB_ACB:00060004 IO_BUF:00061F7C BLKSIZE:00000081
+0000A0 BLKXFER:00000000 BUF_OBJ:00000000
+0000A8 BUF_LEFT:00000000 PRIOR_REC_L:00000000
+0000B0 RECSIZE:00000079 BUFSIZE:00000000
+0000B8 BIG_IO_BUF:00000000 DCBE:15A4C000 ERR_TYPE:00
+0000C1 ERR_CODE:00 ENVIRON:00080050 PLATFORM:20000000
+0000CC FLAGS:000A6000 RETRY:00000000 DELAY:00000000
+0000D8 NORM_BUFF:00000000 PLWA:00000000 XMIT:1547D800
+0000E4 NEXT_BYTE:00061F7D COPY_BYTE:00000000
+0000EC COPY_PFO:00000000 SCB:00036568 TABTAB:15479F08
+0000F8 RECCNT:00000000 BYTESINTO:00000010 BUFLEFTNORM:00000000
+000104 BYTESINTONORM:00000000 PAGENOBIFF:00000001
+00010C COUNTBIF:00000001 LINENOBIFF:00000007 PAGESIZE:003C
+000116 LINESIZE:0078 SIOFLAGS:000C0000 NORMAREASIZE:00000000
+000120 TSONEXTBYTE:00000000 QSA:0005F004 DCB_LEN:0000006C
+00012C DCBE_LEN:00000038
+0001DC DD_ACCESS:00000001 DD_BLKSIZE:0000 DD_LRECL:0000
+0001E4 DD_RETCODE:0000 DD_DDNAME:SYSPRINT DD_RECFCM:00
+0001EF DD_DISP:0081 DD_FLAGS:20
+0001F2 DD_DSNAME:A374585.IPCSPLI2.J0005155.D0000119.?
+00021E DD_ELNAME:
+000226 DS_BLKSIZE:0000 DS_LRECL:0000 DS_RETCODE:0004
+00022C DS_RECFCM:00
[15] SCB: 00036568
+000000 SKIPLINE:00000001 IOBUFF:00000001 STR_PTR:154AC780
+00000C STR_DSC:00032814 SYMTAB:952F9A30 SRC:151010B8
+000018 SRCDED:15100F9C SRCDSC:15101270 TGT:0003FD49
+000024 TGTDDED:1510129C TGTDSC:00000000 CMD:4A48 FMTCTL:0100
+000030 RCODE:01 NESTING:00 FLAGS:0000 FCO:15A3B054
+000038 CNT/BUFLEFT:00000001 SFI:954AC650 EFSE_SP:00000000
+000044 EFSE_PREV:00000000 EFSE_TAB:151012A0
+00004C EFSE_ACT:151012A4 EFSE_RES:151012A0
+000054 EFSE_FET:00000000 EFSE_USE:00000000
+00005C EFSE_FLGS:80000000 FMTTAB:151012A0
      PATHNAME:A374585.IPCSPLI2.J0005155.D0000119.?
      ATTRS:PRINT EXT BUF OUTPUT SEQ SYSPRINT STREAM
```

```

[16]ENV:CONSECUTIVEDEF CTLASA UNSET V B
      DCB: 00060004
+000000 DCBE:15A4C000 KEYCN:00 FDAD:00000000 00000006
+00000D DVTBA:000000 KEYLE:00 DEVT:02 TRBAL:0000
+000014 BUFCB:01061F70 BUFL:0081 DSORG:4000 IOBAD_ODEB:00006AA8
+000020 BFALN:C6 EODAD:028AC8 RECFCM:54 EXLST:028FA4
+000028 TIOT:0040 MACRF:0048 IFLGS:00 DEBAD:8B1F28 OFLGS:92
+000031 RD_WR:D3F618 OPTCD:00 CHECK:000001 IOBL:00
+000039 SYNAD:028B3A CIND:0809 BLKSIZE:0081 WR_CP:0000
+000042 RW_CCW:0000 IOBA:00006948 EOBAD:00061FF5
+00004C RECAD:00061FF5 FLAGS:0000 LRECL:007D EROPT:80
+000055 CNTRL:00000100 PRECL:0000 EOB:00000100
      DCBE: 15A4C000
+000000 ID:DCBE LEN:0038 DCB:00060004 RELA:00000000
+000010 FLAGS:C000 NSTR:0000 FLAGS:80 BLKSIZE:00000000 00000000
+000020 SIZE:00000000 00000000 EODAD:00000000 SYNAD:00000000
```


+000036 MACC:00 MSDN:00

```
|
+----- end of data for file 7 -----+
Exiting Enterprise PL/I Environment Data
```

Table 29. Contents of PL/I-specific sections of LEDATA output

Section number and heading	Contents
[1] RXRCB	Formats the PL/I for MVS & VM region-level control block (RXRCB).
[2] PRCB	Formats the PL/I for MVS & VM process-level control block (PRCB).
[3] TIA	Formats the PL/I for MVS & VM thread-level control block (TIA).
[4] FECB	Formats the PL/I for MVS & VM fetch control block (FECB).
[5] DCLCB	Formats the PL/I for MVS & VM declare control block (DCLCB).
[6] FCB	Formats the PL/I for MVS & VM file control block (FCB).
[7] IOB	Formats the PL/I for MVS & VM I/O control block (IOB).
[8] RCB	Formats the Enterprise PL/I region-level control block (RCB).
[9] PCB	Formats the Enterprise PL/I process-level control block (PCB).
[10] TCA	Formats the Enterprise PL/I task communication control block (TCA).
[11] FECB	Formats the Enterprise PL/I fetch control block (FECB).
[12] OCA	Formats the Enterprise PL/I ON communications control block (OCA).
[13] PFO	Formats the Enterprise PL/I file object control block (PFO).
[14] FCO	Formats the Enterprise PL/I file control block (FCO).
[15] SCB	Formats the Enterprise PL/I stream I/O control block (SCB).
[16] ENV	Formats the Enterprise PL/I environment control block (ENV).
[17] FCE	Formats the Enterprise PL/I file control extension control block (FCE).

Formatting individual control blocks

In addition to the full LEDATA output, which contains many formatted control blocks, the IPCS Control block formatter can format individual Language Environment control blocks. The IPCS CBF command can be invoked from the "IPCS Subcommand Entry" screen, option 6 of the "IPCS PRIMARY OPTION MENU".

➤ CBF — *address* — STRUCTure — (— *cbname* —) ➤

address

Address of the control block in the dump, which is determined by browsing the dump or running the LEDATA verb exit.

cbname

The name of the control block to be formatted. The control blocks that can be individually formatted are listed in [Table 30 on page 150](#). In general, the name of each control block is similar to that used by the LEDATA verb exit and is generally found in the control block's eyecatcher field. However, all control block names are prefixed with "CEE" to uniquely define the Language Environment control block names to IPCS.

For example, the following command produces the output shown in [Figure 34 on page 150](#).

```
CBF 213F6B48 struct(CEECAA)
```

```

CEECAA: 213F6B48
+000000 FLAG:00 LANGP:08 BOS:213FC018 EOS:2141C018
+000044 TORC:00000000 TOVF:80020300 ATTN:213EDF60
+00015C HLLEXIT:00000000 HOOK:50C0D064 0DC058C0 C0060DCC
+0001A4 DIMA:0001824C ALLOC:0700C3C8 STATE:0700C3C8
+0001B0 ENTRY:0700C3C8 EXIT:0700C3C8 MEXIT:0700C3C8
+0001BC LABEL:0700C3C8 BCALL:0700C3C8 ACALL:0700C3C8
+0001C8 DO:0700C3C8 IFTRUE:0700C3C8 IFFALSE:0700C3C8
+0001D4 WHEN:0700C3C8 OTHER:0700C3C8 CGOTO:0700C3C8
+0001F0 CGENE:213F3CD8 CRENT:213F77F0 CTHD:213F19D0
+000210 EDCV: A1673000 CEDB: 213F2A80 EDCOV: 21A22A40
+000258 TCASRV_USERWORD:00000000 TCASRV_WORKAREA:213ED740
+000260 TCASRV_GETMAIN:00000000 TCASRV_FREEMAIN:00000000
+000268 TCASRV_LOAD:8001CCB0 TCASRV_DELETE:8001CBD0
+000270 TCASRV_EXCEPTION:00000000 TCASRV_ATTENTION:00000000
+000278 TCASRV_MESSAGE:00000000 LWS:00000000 SAVR:00000000
+0002AC SYSTM:03 HRDWR:03 SBSYS:03 FLAG2:90 LEVEL:18
+0002B1 PM:04 GETLS:8001DFD8 CELV:A147D000 GETS:8001E080
+0002C0 LBOS:00000000 LEOS:00000000 LNAB:00000000
+0002CC DMC:00000000 ABCODE:A1A97E18 RSNCODE:0000001F
+0002D8 ERR:213EFF18 GETSX:8001F7E8 DDSA:213F75F0
+0002E4 SECTSI:00000000 PARTSUM:00000000
+0002EC SSEXPT:00000000 EDB:213F57B0 PCB:213F5300
+0002F8 EYEPT:213F6B30 PTR:213F6B48 GETS1:8001F890
+000304 SHAB:00000000 PRGCK:00000004 FLAG1:00 URC:00000000
+000314 ESS:2141BF18 LESS:00000000 OGETS:8001FE70
+000320 OGETLS:00000000 PICICB:00000000 GETSX:00000000 GOSMR:0000
+000330 LEOV:A15996C0 SIGSCTR:00000000 SIGSFLG:00000000
+00033C THDID:80000000 00000000 DCRENT:00000000
+000348 DANCHOR:00000000 CTC:00000000 RCB:213F50D0
+000354 CICSRSN:00000000 MEMBR:213F7690
+00035C SIGNAL_STATUS:00000000 HCOM_REG7:00000000
+000364 STACKFLOOR:7FFFFFFF HPGETS:00000000 EDCHPXV:00000000
+000370 FOR1:00000000 FOR2:00000000 THREADHEAPID:00000000
+00037C SYS_RTNCODE:00000000 SYS_RSNCODE:00000000 GETFN:A15F0BA8
+000390 SIGNPTR:213F6EDC SIGNG:00000001 FORDBG:00000000
+00039C AB_STATUS:F8 STACKDIRECTION:00 AB_GR0:00000001
+0003A4 AB_ICD1:00000004 AB_ABCC:840C4000 AB_CRC:00000004
+0003B0 GTS:8001D958 LERN5N1:00000000 HERP:A1535BB0
+0003BC USTKBOS:00000000 USTKEOS:00000000
+0003C4 USERRTN:00000000 UDHOOK:A7F4FEE8 A7F40224
+0003D0 HPXV_B:A1522FB0 HPXV_M:A161C6A0 HPXV_L:A156F0F8
+0003DC HPXV_D:A15E92D0 4VEC3:21738980 DLLF:00000000
+0003E8 SAVSTACK:00000000 USER_WORD:11223344
+0003F4 SAVSTACK_ASYNC:00000000 SMCB:213F73B8 ERRCM:213EDF18
+000538 MIB_PTR:00000000 STV:00 A_ISA:00000000
+000544 ISA_SIZE:00000000 PTATPTR:00000000 SIGSSDSA1:00
+00054D SIGSSDSA2:00 STACKUNSTABLE:00 STACK_FLAG:00
+000550 SQUELADDR:213F0158 VBA:00000000 TCS:00000000
+000564 FWDSTATUS:00000000 TICB_PTR:213EF408
+0005AC FWD_CHAIN:213F6B48 BKWD_CHAIN:213F6B48 TCB@:008F8368
+000804 SS_TOP_D:7FFFFFFF SS_DSA_U:00000000 DLLFFLAG:00

```

Figure 34. CAA formatted by the CBFORMAT IPCS command

For more information about the IPCS CBF command, see [CBFORMAT](#) in *z/OS MVS IPCS Commands*.

Table 30. Language Environment Control blocks that can be individually formatted

Control Block	Description
CEEADHP	Additional Heap Control Block
CEECAA	Common Anchor Area
CEECIB	Condition Information Block
CEECIBH	Condition Information Block Header
CEECMXB	Message Services Block
CEEDSA	Dynamic Storage Area
CEEDLLF	DLL Failure Control Block
CEEDSATR	XPLINK Transition Area
CEEDSAX	Dynamic Storage Area (XPLINK style)
CEEEDB	Enclave Data Block
CEEENSM	Enclave Level Storage Management
CEEHANC	Heap Anchor Node

Table 30. Language Environment Control blocks that can be individually formatted (continued)

Control Block	Description
CEEHCOM	CEL Exception Manager Communications Area
CEEHPCB	Thread Level Heap Control Block
CEEHPSB	Heap Statistics Block
CEEMDST	Message Destination
CEEMGF	Mapping of the Message Formatter (IBM1MGF)
CEEPCB	Process Control Block
CEEPMCB	Program Management Control Block
CEERCB	Region Control Block
CEESKSB	Stack Statistics Block
CEESMCB	Storage Management Control Block
CEESTKH	Stack Header Block
CEESTKHx	Stack Header Block (xlink style)
CEESTSB	Storage Report Statistics Block
CEETMXB	Thread Level Messages Extension Block

Controlling access to CEEDUMPs and DYNDUMPs

Since Language Environment dumps may provide detailed information about the internal processing and data used by an authorized application, Language Environment enforces security rules to ensure that the users of these applications have permission to obtain dumps generated for them. These dumps include the following:

- CEEDUMP information that is generated based on the TERMTHDACT runtime option settings TRACE, DUMP, UATRACE, UADUMP.
- Dynamic transaction dumps generated based on the DYNDUMP runtime option.
- Formatted dumps requested by programming interfaces, including CEE3DMP, csnap(), __cdump(), ctrace(), PLIDUMP.

Language Environment will suppress these dumps for authorized applications under the following conditions:

- A user is running a Language Environment application as a RACF-controlled program on a system where the IEAABD.DMPAUTH resource has been defined in the FACILITY class, but the user has not been permitted access to this resource.
- A user is running an authorized key Language Environment application in a non-started task address space but the user has not been permitted access to the IEAABD.DMPAKEY resource in the FACILITY class.
- A user is running a Language Environment application in a non-started task address space that has the JSCBPASS indicator on, including applications whose PPT entry specifies bypassing security protection.

When Language Environment has suppressed a dump, message CEE3880I will be written to the application's programmer log. To allow the user to receive this dump, the user may need to be permitted to the IEAABD.DMPAUTH or IEAABD.DMPAKEY resource in the FACILITY class. For more information about CEE3880I, see [Language Environment runtime messages](#) in *z/OS Language Environment Runtime Messages*. Also see [Using RACF to control access to program dumps](#) in *z/OS Security Server RACF® Security Administrator's Guide*.

Requesting a Language Environment trace for debugging

Language Environment provides an in-storage, wrapping trace facility that can reconstruct the events leading to the point where a dump is taken. The trace facility can record two types of events: entry and exit library calls and, if the POSIX runtime option is set to ON, user mutex and condition variable activity such as init, lock/unlock, and wait. Language Environment produces a trace table in its dump report under the following conditions:

- The CEE3DMP callable service is invoked with the BLOCKS option and the TRACE runtime option is set to ON.
- The TRACE runtime option is set to NODUMP and the TERMTHDACT runtime option is set to DUMP, UADUMP, TRACE, or UATRACE.
- The TRACE runtime option is set to DUMP (the default).

For more information about the CEE3DMP callable service, the TERMTHDACT runtime option, or the TRACE runtime option, see the following references:

- [CEE3DMP—Generate dump](#) in *z/OS Language Environment Programming Reference*
- [TERMTHDACT](#) in *z/OS Language Environment Programming Reference*
- [TRACE](#) in *z/OS Language Environment Programming Reference*

The TRACE runtime option activates Language Environment runtime library tracing and controls the size of the trace buffer, the type of trace events to record, and it determines whether a dump containing only the trace table should be unconditionally taken when the application (enclave) terminates. The trace table contents can be written out either upon demand or at the termination of an enclave.

The contents of the Language Environment dump depend on the values set in the TERMTHDACT runtime option. [Table 31 on page 152](#) summarizes the dump contents that are generated under abnormal termination.

Table 31. TERMTHDACT runtime option settings and dump contents produced

TERMTHDACT value	Type of dump generated
TERMTHDACT(QUIET)	Language Environment dump containing the trace table only
TERMTHDACT(MSG)	Language Environment dump containing the trace table only
TERMTHDACT(TRACE)	Language Environment dump containing the trace table and the traceback
TERMTHDACT(DUMP)	Language Environment dump containing thread/enclave/process storage and control blocks (the trace table is included as an enclave control block)
TERMTHDACT(UAONLY)	System dump of the user address space and a Language Environment dump that contains the trace table
TERMTHDACT(UATRACE)	Language Environment dump that contains traceback information, and a system dump of the user address space
TERMTHDACT(UADUMP)	Language Environment dump containing thread/enclave/process storage and control blocks (the trace table is included as an enclave control block), and a user address space dump
TERMTHDACT(UAIMM)	<p>System dump of the user address space of the original abend or program interrupt that occurred before the Language Environment condition manager processing the condition. Also contains a Language Environment dump, which contains the trace table.</p> <p>Under CICS, UAIMM yields UAONLY behavior. Under non-CICS, TRAP(ON,NOSPIE) must be in effect. When TRAP(ON,SPIE) is in effect, UAIMM yields UAONLY behavior. For software raised conditions or signals, UAIMM behaves the same as UAONLY.</p>

Under normal termination, independent of the TERMTHDACT setting, Language Environment generates a dump containing the trace table only based on the TRACE runtime option

Language Environment quiesces all threads that are currently running except for the thread that issued the call to CEE3DMP. When you call CEE3DMP in a multithread environment, only the current thread is dumped. Enclave- and process-related storage could have changed from the time the dump request was issued.

Locating the trace dump

If your application calls CEE3DMP, the Language Environment dump is written to the file specified in the FNAME parameter of CEE3DMP (the default is CEEDUMP).

If your application is running under TSO or batch, and a CEEDUMP DD is not specified, Language Environment writes the CEEDUMP to the batch log (SYSOUT=* by default). You can change the SYSOUT class by specifying a CEEDUMP DD, or by setting the environment variable, _CEE_DMPTARG=SYSOUT(x), where x is the preferred SYSOUT class.

If your application is running under z/OS UNIX and is either running in an address space you issued a `fork()` to, or if it is invoked by one of the `exec` family of functions, the dump is written to z/OS UNIX file system. Language Environment writes the CEEDUMP to one of the following directories in the specified order:

1. The directory found in environment variable _CEE_DMPTARG, if found.
2. The current working directory, if the directory is not the root directory (/), the directory is writable, and the CEEDUMP path name does not exceed 1024 characters.
3. The directory found in environment variable TMPDIR (an environment variable that indicates the location of a temporary directory if it is not /tmp).
4. The /tmp directory.

The name of this file changes with each dump and uses the following format:

/path/Fname.Date.Time.Pid

path

Path determined from the preceding algorithm.

Fname

Name specified in the FNAME parameter on the call to CEE3DMP (default is CEEDUMP).

Date

Date the dump is taken, appearing in the format YYYYMMDD (such as 20090307 for March 7, 2009).

Time

Time the dump is taken, appearing in the format HHMMSS (such as 175501 for 05:55:01 p.m.).

Pid

Process ID the application is running in when the dump is taken.

Using the Language Environment trace table format in a dump report

The Language Environment trace table is established unconditionally at enclave initialization time if the TRACE runtime option is set to ON. All threads in the enclave share the trace table; there is no thread-specific table, nor can the table be dynamically extended or enlarged.

Understanding the trace table entry (TTE)

Each trace table entry is a fixed-length record consisting of a fixed-format portion (containing such items as the timestamp, thread ID, and member ID) and a member-specific portion. The member-specific portion has a fixed length, of which some (or all) can be unused. For information about how participating products use the trace table entry, see the product-specific documentation. The format of the trace table entry is as follows:

Time of Day	Thread ID	Member ID and flags	Member entry type	Mbr-specific info up to a maximum of 104 bytes
Char (8)	Char (8)	Char (4)	Char (4)	Char (104)

Figure 35. Format of the trace table entry

Time

The 64-bit value obtained from a store clock (STCK).

Thread ID

The 8-byte thread ID of the thread that is adding the trace table entry.

Member ID and Flags

Contains 2 fields:

Member ID

The 1-byte member ID of the member making the trace table entry, as follows:

ID

Name

01

CEL

03

C/C++

04

COBOL V5 (and later releases)

05

COBOL

07

Fortran

08

Reserved

10

PL/I

11

Enterprise PL/I

12

Sockets

Flags

24 flags reserved for internal use.

Member Entry Type

A number that indicates the type of the member-specific trace information that follows the field. To uniquely identify the information contained in a specific TTE, you must consider Member ID as well as Member Entry Type.

Member-Specific Information

Based on the member ID and the member entry type, this field contains the specific information for the entry, up to 104 bytes. For C/C++, the entry type of 1 is a record that records an invocation of a base C runtime library function. The entry consists of the name of the invoking function and the name of the invoked function. Entry type 2 is a record that records the return from the base library function. It contains the returned value and the value of errno.

Member-specific information in the trace table entry

Global tracing is activated by using the LE=n suboption of the TRACE runtime option. This requests all Language Environment members to generate trace records in the trace table. The settings for the global trace events are:

Level

Description

- 0** No global trace
- 1** Trace all runtime library (RTL) function entry and exits
- 2** Trace all RTL mutex init/destroy and lock/unlock
- 3** Trace all RTL function entry and exits, and all mutex init/destroy and lock/unlock
- 8** Trace all RTL storage allocation/deallocation
- 20** Trace all XPLINK/non-XPLINK transitions for AMODE 31 only. If #pragma linkage (xxxxxxx, OS_UPSTACK) is specified, no transitions are recorded.

When LE=1 is specified

Table 32 on page 155 shows the C/C++ records that may be generated. For a detailed description of these records, see “C/C++ contents of the Language Environment trace tables” on page 197.

Table 32. LE=1 entry records		
Member ID	Record Type	Description
03	00000001	Base C Library function Entry
03	00000002	Base C Library function Exit
03	00000003	POSIX C Library function Entry
03	00000004	POSIX C Library function Exit
03	00000005	XPLINK Base or POSIX C Library function Entry
03	00000006	XPLINK Base or POSIX C Library function Exit

When LE=2 is specified

Table 33 on page 155 shows the Language Environment records that may be generated.

Table 33. LE=2 entry records				
Member ID	Record Type	Class	Event	Description
01	00000101	LT	A	Latch Acquire
01	00000102	LT	R	Latch Release
01	00000103	LT	W	Latch Wait
01	00000104	LT	AW	Latch Acquire after Wait
01	00000106	LT	I	Latch Increment (Recursive)
01	00000107	LT	D	Latch Decrement (Recursive)
01	000002FC	LE	EUO	Latch unowned (not released)
01	000002FD	LE	EO	Latch already owned (not acquired)

Table 33. LE=2 entry records (continued)

Member ID	Record Type	Class	Event	Description
01	00000301	MX	A	Mutex acquire
01	00000302	MX	R	Mutex release
01	00000303	MX	W	Mutex wait
01	00000304	MX	AW	Mutex acquire after wait
01	00000305	MX	B	Mutex busy (Trylock failed)
01	00000306	MX	I	Mutex increment (recursive)
01	00000307	MX	D	Mutex decrement (recursive)
01	00000315	MX	IN	Mutex initialize
01	00000316	MX	DS	Mutex destroy
01	0000031D	MX	BI	Shared memory lock init
01	0000031E	MX	BD	Shared memory lock destroy
01	0000031F	MX	BO	shared memory lock obtain
01	00000320	MX	BC	Shared memory lock obtain on condition
01	00000321	MX	BR	Shared memory lock release
01	00000324	MX	CIN	Call to SMC_INIT
01	00000325	MX	CSD	Call to SMC_DESTROY
01	00000326	MX	CSO	Shared resource obtain
01	00000327	MX	CSR	Shared resource release
01	00000328	MX	CST	Call to SMC_SetupToWait
01	00000329	MX	CSP	Call to SMC_POST
01	000004CC	ME	FFR	Error - Forced release (shared mutex)
01	000004CD	ME	FFD	Error - Forced decrement (shared mutex)
01	000004CE	ME	FBD	Error - BPX_SMC(DESTROY) error return
01	000004CF	ME	FBU	Error - BPX_SMC(fail) returns EBUSY
01	000004D0	ME	FIV	Error - BPX_SMC(fail) returns EINVAL
01	000004D4	ME	FDU	Error - Destroy failed (uninitialized) (shared mutex/CV)
01	000004D5	ME	FP	Error - Program check (shared mutex/CV)
01	000004DB	ME	ESC	Error - BPX1SMC error return
01	000004DE	ME	EDL	Shared memory lock returns deadlock
01	000004DF	ME	EIV	Shared memory lock returns invalid
01	000004E0	ME	EPM	Shared memory lock returns eperm
01	000004E1	ME	EAG	Shared memory lock returns eagain
01	000004E2	ME	EBU	Shared memory lock returns ebusy
01	000004E3	ME	ENM	Shared memory lock returns enomem
01	000004E4	ME	EBR	Shared memory lock release error
01	000004E5	ME	EBC	Shared memory lock obtain condition error
01	000004E6	ME	EBO	Shared memory lock obtain error

Table 33. LE=2 entry records (continued)

Member ID	Record Type	Class	Event	Description
01	000004E7	ME	EBD	Shared memory lock destroy error
01	000004E8	ME	EBI	Shared memory lock initialize error
01	000004E9	ME	EFR	Mutex forced release
01	000004EA	ME	EFD	Mutex forced decrement
01	000004EB	ME	EDD	Mutex destroy failed (damage)
01	000004EC	ME	EDB	Mutex destroy failed (busy)
01	000004ED	ME	EIA	Mutex initialize failed (attribute)
01	000004EE	ME	EIS	Mutex initialize failed (storage)
01	000004EF	ME	EF	Mutex release (forced by quiesce)
01	000004F0	ME	EP	Mutex program check
01	000004FA	ME	EDU	Mutex destroy failed (uninitialized)
01	000004FB	ME	EUI	Mutex uninitialized
01	000004FC	ME	EUO	Mutex unowned (not released)
01	000004FD	E	EO	Mutex already owned (not acquired)
01	000004FE	ME	EIN	Mutex initialization failed (duplicate)
01	00000508	CV	MR	CV release mutex
01	00000509	CV	MA	CV reacquire mutex
01	0000050A	CV	MW	CV mutex wait
01	0000050B	CV	MAW	CV reacquire mutex after wait
01	0000050C	CV	CW	CV condition wait
01	0000050D	CV	CTW	CV condition timeout
01	0000050E	CV	CWP	CV wait posted
01	0000050F	CV	CWI	CV wait interrupted
01	00000510	CV	CTO	CV wait timeout
01	00000511	CV	CSS	CV condition signal success
01	00000512	CV	CSM	CV condition signal miss
01	00000513	CV	CBS	CV condition broadcast success
01	00000514	CV	CBM	CV condition broadcast miss
01	00000515	CV	IN	CV initialize
01	00000516	CV	DS	CV destroy
01	00000522	CV	CIN	Call to SMC_INIT
01	00000523	CV	CSD	Call to SMC_DESTROY
01	00000529	CV	CSP	Call to SMC_POST
01	0000052A	CV	CSB	Call to SMC_POSTALL
01	0000052B	CV	CSW	Call to SMC_WAIT
01	0000052C	CV	DBM	Shared condition broadcast - miss
01	0000052D	CV	DBS	Shared condition broadcast - success

Table 33. LE=2 entry records (continued)

Member ID	Record Type	Class	Event	Description
01	0000052E	CV	DDS	Destroy (shared mutex/CV)
01	0000052F	CV	DIN	Initialize (shared mutex/CV)
01	00000530	CV	DSM	Condition signal - miss (shared CV)
01	00000531	CV	DSS	Condition signal - success (shared CV)
01	00000532	CV	DWI	Wait interrupted (shared CV)
01	00000533	CV	DTO	Wait timeout (shared CV)
01	00000534	CV	DWP	Wait posted (shared CV)
01	000006CB	CE	FBT	Error - Invalid system TOD (shared)
01	000006D1	CE	FRM	Error - Recursive mutex (shared)
01	000006D2	CE	FUO	Error - Shared mutex unowned
01	000006D3	CE	FDB	Error - Destroy failed (busy) (shared mutex/CV)
01	000006D4	CE	FDU	Error - Destroy failed (uninitialized) (shared mutex/CV)
01	000006D5	CE	FP	Error - Program check (shared mutex/CV)
01	000006D6	CE	FUI	Error - Shared mutex or CV uninitialized
01	000006D7	CE	ENV	Error - BPX1SMC(fail) returns EINVAL
01	000006D8	CE	EPE	Error - BPX1SMC(fail) returns EPERM
01	000006D9	CE	EAN	Error - BPX1SMC(fail) returns EAGAIN
01	000006DA	CE	EIB	Error - BPX1SMC failed (EBUSY)
01	000006DB	CE	ESC	Error - BPX1SMC failed
01	000006EB	CE	EDD	CV destroy failed (damage)
01	000006EC	CE	EDB	CV destroy failed (busy)
01	000006ED	CE	EIA	CV initialization failed (attribute)
01	000006EE	CE	EIS	CV initialization failed (storage)
01	000006EF	CE	EF	CV forced by quiesce
01	000006F0	CE	EP	CV program check
01	000006F1	CE	EBT	CV invalid system TOD
01	000006F2	CE	EBN	CV invalid timespec (nanoseconds)
01	000006F3	CE	EBS	CV invalid timespec (seconds)
01	000006F4	CE	EPO	CV condition post callable service fail
01	000006F5	CE	ETW	CV condition timed wait callable service fail
01	000006F6	CE	EWA	CV condition wait callable service fail
01	000006F7	CE	ESE	CV condition setup callable service fail
01	000006F8	CE	ERM	CV recursive mutex
01	000006F9	CE	EWM	CV wrong mutex
01	000006FA	CE	EDU	CV destroy failed (uninitialized)
01	000006FB	CE	EUI	CV mutex or CV uninitialized
01	000006FC	CE	EUO	CV mutex unowned

Table 33. LE=2 entry records (continued)

Member ID	Record Type	Class	Event	Description
01	000006FE	CE	EIN	CV initialization failed (duplicate)
01	00000702	RW	R	Release
01	00000704	RW	AW	Acquire after wait
01	00000706	RW	I	Increment (recursive)
01	00000707	RW	D	Decrement (recursive)
01	00000715	RW	IN	Initialize
01	00000716	RW	DS	Destroy
01	00000717	RW	RA	Read acquire
01	00000718	RW	WA	Write acquire
01	00000719	RW	RB	Read busy (tryread failed)
01	0000071A	RW	WB	Write busy (trywrite failed)
01	0000071B	RW	RW	Read wait
01	0000071C	RW	WW	Write wait
01	0000071D	RW	BI	Call to SLK_INIT
01	0000071E	RW	BD	Call to SLK_DESTROY
01	0000071F	RW	BO	Call to SLK_OBTAIN
01	00000720	RW	BC	Call to SLK_OBTAIN_COND
01	00000721	RW	BR	Call to SLK_RELEASE
01	000008DC	RE	EOW	Error - Already owned for write (not acquired)
01	000008DD	RE	EOR	Error - Already owned for read (not acquired)
01	000008DE	RE	EDL	Error - BPX1SLK(fail) returns EDEADLK
01	000008DF	RE	EIV	Error - BPX1SLK(fail) returns EINVAL
01	000008E0	RE	EPM	Error - BPX1SLK(fail) returns EPERM
01	000008E1	RE	EAG	Error - BPX1SLK(fail) returns EAGAIN
01	000008E2	RE	EBS	Error - BPX1SLK(fail) returns EBUSY
01	000008E3	RE	ENM	Error - BPX1SLK(fail) returns ENOMEM
01	000008E4	RE	EBR	Error - BPX1SLK(RELEASE) error return
01	000008E5	RE	EBC	Error - BPX1SLK(OBTAIN_COND) error return
01	000008E6	RE	EBO	Error - BPX1SLK(OBTAIN) error return
01	000008E7	RE	EBD	Error - BPX1SLK(DESTROY) error return
01	000008E8	RE	EBI	Error - BPX1SLK(INIT) error return
01	000008E9	RE	EFR	Error - Forced release
01	000008EA	RE	EFD	Error - Forced decrement
01	000008ED	RE	EIA	Error - Initialization failed (attribute)
01	000008EE	RE	EIS	Error - Initialization failed (storage)
01	000008EF	RE	EF	Error - Forced by quiesce
01	000008F0	RE	EP	Error - Program check

Table 33. LE=2 entry records (continued)

Member ID	Record Type	Class	Event	Description
01	000008FB	RE	EUI	Error - Uninitialized
01	000008FC	RE	EUO	Error - Unowned (not released)
01	000008FD	RE	EO	Error - Already owned (not acquired)
01	000008FE	RE	EIN	Error - Initialization failed (duplicate)

Table 34 on page 160 shows the format for the Mutex – Condition Variable – Latch entries in the trace table.

Table 34. Format of the mutex/CV/latch records

Record fields						
Class	Source		Event		Object Addr	Name1
unused						

Class

Two character EBCDIC representation of the trace class.

LT

Latch

LE

Latch Exception

MX

Mutex

ME

Mutex Exception

CV

Condition Variable

CE

Condition Variable Exception

Source

One character EBCDIC representation of the event.

C

C/C++

S

Sockets

Blank

Blank character

Event

Two character EBCDIC representation of the event. See [Table 33 on page 155](#).

Object Addr

Fullword address of the mutex object.

Name 1

Optional eight character field containing the name of the function or object to be recorded.

Name 2

Optional eight character field containing the name of the function or object to be recorded.

When LE=3 is specified

The trace table will include the records generated by both LE=1 and LE=2.

When LE=8 is specified

The trace table will contain only storage allocation records, as shown in Table 35 on page 161. Currently this is only supported by C/C++. For a detailed description of these records, see “C/C++ contents of the Language Environment trace tables” on page 197.

Table 35. LE=8 entry records

Member ID	Record Type	Description
03	00000001	Storage allocation entry
03	00000001	Storage allocation exit

When LE=20 is specified

Table 36 on page 161 shows the C/C++ records that might be generated. For a detailed description of these records, see “C/C++ contents of the Language Environment trace tables” on page 197.

Table 36. LE=20 entry records

Member ID	Record Type	Description
03	00000007	XPLINK calls non-XPLINK entry
03	00000008	non-XPLINK calls XPLINK entry

Sample dump for the trace table entry

The following sample shows an example of a dump of the trace table when you specify the LE=1 suboption (the library call/return trace).

```
Enclave Control Blocks:
EDB: 0001E920
+000000 0001E920 C3C5C5C5 C4C24040 C5000001 00020E68 0001F040 00000000 00000000 00000000 |CEEEDB E.....0 .....|
MEML: 00020E68
+000000 00020E68 00000000 00000000 0007C5B8 00000000 00000000 00000000 0007C5B8 00000000 |.....E.....E.....|

Language Environment Trace Table:
Most recent trace entry is at displacement: 001B80

Displacement      Trace Entry in Hexadecimal      Trace Entry in EBCDIC
-----
+000000      Time 21.41.57.595359      Date 2001.08.26      Thread ID... 8000000000000000
+000010      Member ID.... 03      Flags..... 000000      Entry Type..... 00000001
+000018      6D6DA289 9589A3F6 F46D6D83 82836D83 938296A2 F2F46D89 96A2A399 8581946D  __sinit64__cbc_clbcs24_iostream_
+000038      60606E4D F1F9F35D 406D6D87 85A38382 4D5D4040 40404040 40404040 40404040  -->(193) __getcb()
+000058      40404040 40404040 40404040 40404040 40404040 40404040 40404040 40404040
+000078      40404040 40404040

+000080      Time 21.41.57.595367      Date 2001.08.26      Thread ID... 8000000000000000
+000090      Member ID.... 03      Flags..... 000000      Entry Type..... 00000002
+000098      4C60604D F1F9F35D 40D9F1F5 7EF0F0F0 F0F0F0F0 F040C5D9 D9D5D67E F0F0F0F0 <--(193) R15=00000000 ERRNO=0000
+0000B8      F0F0F0F0 00000000 00000000 00000000 00000000 00000000 00000000 00000000 0000.....
+0000D8      00000000 00000000 00000000 00000000 00000000 00000000 00000000 00000000 0000.....
+0000F8      00000000 00000000

+000100      Time 21.41.57.595374      Date 2001.08.26      Thread ID... 8000000000000000
+000110      Member ID.... 03      Flags..... 000000      Entry Type..... 00000003
+000118      6D6DA289 9589A3F6 F46D6D83 82836D83 938296A2 F2F46D89 96A2A399 8581946D  __sinit64__cbc_clbcs24_iostream_
+000138      60606E4D F1F1F35D 406D6D89 A2D796A2 89A7D695 4D5D4040 40404040 40404040  -->(113) __isPosix0n()
+000158      40404040 40404040 40404040 40404040 40404040 40404040 40000000 00000000
+000178      00000000 00000000
+000180      Time 21.41.57.595380      Date 2001.08.26      Thread ID... 8000000000000000
+000190      Member ID.... 03      Flags..... 000000      Entry Type..... 00000004
+000198      4C60604D F1F1F35D 40D9F1F5 7EF0F0F0 F0F0F0F0 F040C5D9 D9D5D67E F0F0F0F0 <--(113) R15=00000000 ERRNO=0000
+0001B8      F0F0F0F0 40C5D9D9 D5D6F27E F0F0F0F0 F0F0F0F0 00000000 00000000 00000000 0000 ERRNO2=00000000.....
+0001D8      00000000 00000000 00000000 00000000 00000000 00000000 00000000 00000000 0000.....
+0001F8      00000000 00000000

+000200      Time 21.41.57.595638      Date 2001.08.26      Thread ID... 8000000000000000
+000210      Member ID.... 03      Flags..... 000000      Entry Type..... 00000001
+000218      D3968392 A27A7AC9 95A2A381 9583854D 5D404040 40404040 40404040 40404040  Locks::Instance()
+000238      60606E4D F1F2F45D 40948193 9396834D F1F6F0F0 5D404040 40404040 40404040  -->(124) malloc(1600)
+000258      40404040 40404040 40404040 40404040 40404040 40404040 40404040 40404040
+000278      40404040 40404040

+000280      Time 21.41.57.595690      Date 2001.08.26      Thread ID... 8000000000000000
+000290      Member ID.... 03      Flags..... 000000      Entry Type..... 00000002
+000298      4C60604D F1F2F45D 40D9F1F5 7EF2F4C2 F6C4F8C5 F840C5D9 D9D5D67E F0F0F0F0 <--(124) R15=24B6D8E8 ERRNO=0000
+0002B8      F0F0F0F0 00000000 00000000 00000000 00000000 00000000 00000000 00000000 0000.....
+0002D8      00000000 00000000 00000000 00000000 00000000 00000000 00000000 00000000 0000.....
+0002F8      00000000 00000000

+000300      Time 21.41.57.595743      Date 2001.08.26      Thread ID... 8000000000000000
+000310      Member ID.... 03      Flags..... 000000      Entry Type..... 00000001
+000318      8785A394 9684856D 86999694 6D86844D 8995A35D 40404040 40404040 40404040  getmode_from_fd(int)
+000338      60606E4D F1F9F35D 406D6D87 85A38382 4D5D4040 40404040 40404040 40404040  -->(193) __getcb()
+000358      40404040 40404040 40404040 40404040 40404040 40404040 40404040 40404040
+000378      40404040 40404040

+000380      Time 21.41.57.595746      Date 2001.08.26      Thread ID... 8000000000000000
+000390      Member ID.... 03      Flags..... 000000      Entry Type..... 00000002
+000398      4C60604D F1F9F35D 40D9F1F5 7EF0F0F0 F0F0F0F0 F040C5D9 D9D5D67E F0F0F0F0 <--(193) R15=00000000 ERRNO=0000
+0003B8      F0F0F0F0 00000000 00000000 00000000 00000000 00000000 00000000 00000000 0000.....
+0003D8      00000000 00000000 00000000 00000000 00000000 00000000 00000000 00000000 0000.....
```

Requesting a UNIX System Services syscall trace for debugging

Signal SIGTRACE can be sent to a process or process group to start or stop a trace of the z/OS UNIX System Services syscalls made by the application. The signal is implemented as a toggle. With the trace turned on, the z/OS UNIX System Services kernel gathers the syscall trace records for the targeted processes. A system dump of the user address space can be generated by sending signal SIGDUMP to the same processes to capture the trace output.

Part 2. Debugging language-specific routines

Chapter 4. Debugging C/C++ routines

This chapter provides specific information to help you debug applications that contain one or more C/C++ routines. It also provides information about debugging C/C++ applications compiled with XPLINK. It includes the following topics:

- Debugging C/C++ I/O routines
- Using C/C++ compiler listings
- Generating a Language Environment dump of a C/C++ routine
- Generating a Language Environment dump of a C/C++ routine with XPLINK
- Finding C/C++ information in a Language Environment dump
- Debugging example of C/C++ routines
- Debugging example of C/C++ routines with XPLINK

There are several debugging features that are unique to C/C++ routines. Before examining the C/C++ techniques to find errors, you might want to consider the following areas of potential problems:

- If you suspect that you are using uninitialized storage, you may want to use the STORAGE runtime option.
- If you are using the `fetch()` function, see [fetch\(\) - Get a load module in z/OS XL C®/C++ Runtime Library Reference](#) to ensure that you are creating the fetchable module correctly.
- If you are using DLLs, see [Building and using Dynamic Link Libraries \(DLLs\) in z/OS XL C/C++ Programming Guide](#).
- For non-System Programming C routines, ensure that the entry point of the load module is CEESTART.
- You should avoid:
 - Incorrect casting
 - Referencing an array element with a subscript outside the declared bounds
 - Copying a string to a target with a shorter length than the source string
 - Declaring but not initializing a pointer variable, or using a pointer to allocated storage that has already been freed

If a routine exception occurred and you need more information than the condition handler provided, run your routine with the following runtime options: TRAP(ON, NOSPIE) and TERMTHDACT(UAIMM). Setting these runtime options generates a system dump of the user address space of the original abend or program interrupt prior to the Language Environment condition manager processing the condition. After the system dump is taken by the operating system, the Language Environment condition manager continues processing.

Debugging C/C++ programs

You can use C/C++ conventions such as `__amrc` and `error()` when you debug C/C++ programs.

Using the `__amrc` and `__amrc2` structures to debug input/output

`__amrc`, a structure defined in `stdio.h`, can help you determine the cause of errors resulting from an I/O operation, because it contains diagnostic information (for example, the return code from a failed VSAM operation). There are two structures:

- `__amrc` (defined by type `__amrc_type`)
- `__amrc2` (defined by type `__amrc2_type`)

The `__amrc2_type` structure contains secondary information that C can provide.

Because any I/O function calls, such as `printf()`, can change the value of `__amrc` or `__amrc2`, make sure you save the contents into temporary structures of `__amrc_type` and `__amrc2_type` respectively, before dumping them.

Figure 36 on page 166 shows the structure as it appears in **stdio.h**.

```
typedef struct __amrc_type {
[1]   union {
[2]       long int __error;
        struct {
            unsigned short __syscode,
[3]             __rc;
        } __abend;
        struct {
            unsigned char __fdbk_fill,
[4]             __rc,
                __ftncd,
                __fdbk;
        } __feedback;
        struct {
            unsigned short __svc99_info,
[5]             __svc99_error;
        } __alloc;
[1]   } __code;
[6]   unsigned long __RBA;
[7]   unsigned int __last_op;
        struct {
            unsigned long __len_fill; /* __len + 4      */
            unsigned long __len;
            char __str[120];
            unsigned long __parm0;
            unsigned long __parm1;
            unsigned long __fill2[2];
            char __str2[64];
[8]   } __msg;
[9]   #if __EDC_TARGET >= 0x22080000
            unsigned char __rplfdbwd[4];
        #endif
[10]  #if __EDC_TARGET >= 0x41080000
        #ifdef __LP64
            unsigned long __XRBA;
        #elif defined(__LL)
            unsigned long long __XRBA;
        #else
            unsigned int __XRBA1;
            unsigned int __XRBA2;
        #endif
            unsigned char __amrc_noseek_to_seek;
            char __amrc_pad[23];
        #endif
    } __amrc_type;
```

Figure 36. `__amrc` structure

Figure 37 on page 166 shows the `__amrc2` structure as it appears in **stdio.h**.

```
struct {
[11]   long int __error2;
        char __pad__error2[4];
[12]   FILE *__fileptr;
[13]   long int __reserved[6];
}
```

Figure 37. `__amrc2` structure

[1] union { ... } __code

The error or warning value from an I/O operation is in `__error`, `__abend`, `__feedback`, or `__alloc`. Look at `__last_op` to determine how to interpret the `__code` union.

[2] __error

A structure that contains error codes for certain macros or services your application uses. Look at `__last_op` to determine the error codes. `__syscode` is the system abend code.

[3] __abend

A structure that contains the abend code when `errno` is set to indicate a recoverable I/O abend. `__rc` is the return code. For more information about abend codes, see [System completion codes](#) in *z/OS MVS System Codes*.

[4] __feedback

A structure that is used for VSAM only. The `__rc` stores the VSAM register 15, `__fdbk` stores the VSAM error code or reason code, and `__RBA` stores the RBA after some operations.

[5] __alloc

A structure that contains errors during `fopen` or `freopen` calls when defining files to the system using SVC 99.

[6] __RBA

The RBA value returned by VSAM after an ESDS or KSDS record is written out. For an RRDS, it is the calculated value from the record number. It can be used in subsequent calls to `flocate`.

[7] __last_op

A field containing a value that indicates the last I/O operation being performed by C/C++ at the time the error occurred. These values are shown in [Table 37 on page 168](#).

[8] __msg

May contain the system error messages from read or write operations emitted from the SYNADAF macro instruction. Because the message can start with a hexadecimal address followed by a short integer, it is advisable to start printing at MSG+6 or greater so the message can be printed as a string. Because the message is not null-terminated, a maximum of 114 characters should be printed. This can be accomplished by specifying a `printf` format specifier as `%.114s`.

[9] __amrc_noseek_to_seek

This field contains the reason for the switch from QSAM (noseek) to BSAM with NOTE and POINT macros requested (seek) by the XL C/C++ Runtime Library. This field is set when system-level I/O macro processing triggers an ABEND condition. The macro name values (defined in `stdio.h`) for this field are as follows:

Macro	Definition
<code>__AM_BSAM_NOSWITCH</code>	No switch was made.
<code>__AM_BSAM_UPDATE</code>	The data set is open for update
<code>__AM_BSAM_BSAMWRITE</code>	The data set is already open for write (or update) in the same C process.
<code>__AM_BSAM_FBS_APPEND</code>	The data set is <code>recfm=FBS</code> and open for append
<code>__AM_BSAM_LRECLX</code>	The data set is <code>recfm=LRECLX</code> (used for VBS data sets where records span the largest blocksize allowed on the device)
<code>__AM_BSAM_PARTITIONED_DIRECTORY</code>	The data set is the directory for a regular or extended partitioned data set
<code>__AM_BSAM_PARTITIONED_INDIRECT</code>	The data set is a member of a partitioned data set, and the member name was not specified at allocation

[10] __XRBA

This is the 8 byte relative byte address returned by VSAM after an ESDS or KSDS record is written out. For an RRDS, it is the calculated value from the record number. It may be used in subsequent calls to `flocate()`.

[11] __error2

A secondary error code. For example, an unsuccessful rename or remove operation places its reason code here.

[12] __fileptr

A pointer to the file that caused a SIGIOERR to be raised. Use an `fldata()` call to get the actual name of the file.

[13] __reserved

Reserved for future use.

__last_op values

The `__last_op` field is the most important of the `__amrc` fields. It defines the last I/O operation C/C++ was performing at the time of the I/O error. You should note that the structure is neither cleared nor set by non-I/O operations, so querying this field outside of a SIGIOERR handler should only be done immediately after I/O operations. [Table 37 on page 168](#) lists `__last_op` values that you might receive and where to look for further information.

Table 37. __last_op values and diagnosis information

Value	More information
__IO_INIT	Will never be seen by SIGIOERR exit value given at initialization.
__BSAM_OPEN	Sets <code>__error</code> with return code from OS OPEN macro.
__BSAM_CLOSE	Sets <code>__error</code> with return code from OS CLOSE macro.
__BSAM_READ	No return code (either <code>__abend (errno == 92)</code> or <code>__msg (errno == 66)</code> filled in).
__BSAM_NOTE	NOTE returned 0 unexpectedly, no return code.
__BSAM_POINT	This will not appear as an error lastop.
__BSAM_WRITE	No return code (either <code>__abend (errno == 92)</code> or <code>__msg (errno == 65)</code> filled in).
__BSAM_CLOSE_T	Sets <code>__error</code> with return code from OS CLOSE TYPE=T.
__BSAM_BLDL	Sets <code>__error</code> with return code from OS BLDL macro.
__BSAM_STOW	Sets <code>__error</code> with return code from OS STOW macro.
__TGET_READ	Sets <code>__error</code> with return code from TSO TGET macro.
__TPUT_WRITE	Sets <code>__error</code> with return code from TSO TPUT macro.
__IO_DEVTYPE	Sets <code>__error</code> with return code from I/O DEVTYPE macro.
__IO_RDJFCB	Sets <code>__error</code> with return code from I/O RDJFCB macro.
__IO_TRKCALC	Sets <code>__error</code> with return code from I/O TRKCALC macro.
__IO_OBTAIN	Sets <code>__error</code> with return code from I/O CAMLST OBTAIN.
__IO_LOCATE	Sets <code>__error</code> with return code from I/O CAMLST LOCATE.
__IO_CATALOG	Sets <code>__error</code> with return code from I/O CAMLST CAT. The associated macro is CATALOG.
__IO_UNCATALOG	Sets <code>__error</code> with return code from I/O CAMLST UNCAT. The associated macro is CATALOG.
__IO_RENAME	Sets <code>__error</code> with return code from I/O CAMLST RENAME.
__SVC99_ALLOC	Sets <code>__alloc</code> structure with information and error codes from SVC 99 allocation.
__SVC99_ALLOC_NEW	Sets <code>__alloc</code> structure with information and error codes from SVC 99 allocation of NEW file.
__SVC99_UNALLOC	Sets <code>__unalloc</code> structure with information and error codes from SVC 99 unallocation.

Table 37. `__last_op` values and diagnosis information (continued)

Value	More information
<code>__C_TRUNCATE</code>	Set when C or C++ truncates output data. Usually, this is data written to a text file with no newline such that the record fills up to capacity and subsequent characters cannot be written. For a record I/O file this refers to an <code>fwrite()</code> writing more data than the record can hold. Truncation is always rightmost data. There is no return code.
<code>__C_FCBCHECK</code>	Set when C or C++ FCB is corrupted. This is due to a pointer corruption somewhere. File cannot be used after this.
<code>__C_DBCS_TRUNCATE</code>	This occurs when writing DBCS data to a text file and there is no room left in a physical record for anymore double byte characters. A new-line is not acceptable at this point. Truncation will continue to occur until an SI is written or the file position is moved. Cannot happen if <code>MB_CUR_MAX</code> is 1.
<code>__C_DBCS_SO_TRUNCATE</code>	This occurs when there is not enough room in a record to start any DBCS string or else when a redundant SO is written to the file before an SI. Cannot happen if <code>MB_CUR_MAX</code> is 1.
<code>__C_DBCS_SI_TRUNCATE</code>	This occurs only when there was not enough room to start a DBCS string and data was written anyways, with an SI to end it. Cannot happen if <code>MB_CUR_MAX</code> is 1.
<code>__C_DBCS_UNEVEN</code>	This occurs when an SI is written before the last double byte character is completed, thereby forcing C or C++ to fill in the last byte of the DBCS string with a padding byte 'X'FE'. Cannot happen if <code>MB_CUR_MAX</code> is 1.
<code>__C_CANNOT_EXTEND</code>	This occurs when an attempt is made to extend a file that allows writing, but cannot be extended. Typically this is a member of a partitioned data set being opened for update.
<code>__VSAM_OPEN_FAIL</code>	Set when a low level VSAM OPEN fails, sets <code>__rc</code> and <code>__fdbk</code> fields in the <code>__amrc</code> struct.
<code>__VSAM_OPEN_ESDS</code>	Does not indicate an error; set when the low level VSAM OPEN succeeds, and the file type is ESDS.
<code>__VSAM_OPEN_RRDS</code>	Does not indicate an error; set when the low level VSAM OPEN succeeds, and the file type is RRDS.
<code>__VSAM_OPEN_KSDS</code>	Does not indicate an error; set when the low level VSAM OPEN succeeds, and the file type is KSDS.
<code>__VSAM_OPEN_ESDS_PATH</code>	Does not indicate an error; set when the low level VSAM OPEN succeeds, and the file type is ESDS PATH.
<code>__VSAM_OPEN_KSDS_PATH</code>	Does not indicate an error; set when the low level VSAM OPEN succeeds, and the file type is KSDS PATH.
<code>__VSAM_MODCB</code>	Set when a low level VSAM MODCB macro fails, sets <code>__rc</code> and <code>__fdbk</code> fields in the <code>__amrc</code> struct.
<code>__VSAM_TESTCB</code>	Set when a low level VSAM TESTCB macro fails, sets <code>__rc</code> and <code>__fdbk</code> fields in the <code>__amrc</code> struct.
<code>__VSAM_SHOWCB</code>	Set when a low level VSAM SHOWCB macro fails, sets <code>__rc</code> and <code>__fdbk</code> fields in the <code>__amrc</code> struct.
<code>__VSAM_GENCB</code>	Set when a low level VSAM GENCB macro fails, sets <code>__rc</code> and <code>__fdbk</code> fields in the <code>__amrc</code> struct.
<code>__VSAM_GET</code>	Set when the last op was a low level VSAM GET; if the GET fails, sets <code>__rc</code> and <code>__fdbk</code> in the <code>__amrc</code> struct.
<code>__VSAM_PUT</code>	Set when the last op was a low level VSAM PUT; if the PUT fails, sets <code>__rc</code> and <code>__fdbk</code> in the <code>__amrc</code> struct.
<code>__VSAM_POINT</code>	Set when the last op was a low level VSAM POINT; if the POINT fails, sets <code>__rc</code> and <code>__fdbk</code> in the <code>__amrc</code> struct.

Table 37. `__last_op` values and diagnosis information (continued)

Value	More information
<code>__VSAM_ERASE</code>	Set when the last op was a low level VSAM ERASE; if the ERASE fails, sets <code>__rc</code> and <code>__fdbk</code> in the <code>__amrc</code> struct.
<code>__VSAM_ENDREQ</code>	Set when the last op was a low level VSAM ENDREQ; if the ENDREQ fails, sets <code>__rc</code> and <code>__fdbk</code> in the <code>__amrc</code> struct.
<code>__VSAM_CLOSE</code>	Set when the last op was a low level VSAM CLOSE; if the CLOSE fails, sets <code>__rc</code> and <code>__fdbk</code> in the <code>__amrc</code> struct.
<code>__QSAM_GET</code>	<code>__error</code> is not set (if <code>abend (errno == 92)</code> , <code>__abend</code> is set, otherwise if read error (<code>errno == 66</code>), look at <code>__msg</code> .
<code>__QSAM_PUT</code>	<code>__error</code> is not set (if <code>abend (errno == 92)</code> , <code>__abend</code> is set, otherwise if write error (<code>errno == 65</code>), look at <code>__msg</code> .
<code>__QSAM_TRUNC</code>	This is an intermediate operation. You will only see this if an I/O abend occurred.
<code>__QSAM_FREEPOOL</code>	This is an intermediate operation. You will only see this if an I/O abend occurred.
<code>__QSAM_CLOSE</code>	Sets <code>__error</code> to result of OS CLOSE macro.
<code>__QSAM_OPEN</code>	Sets <code>__error</code> to result of OS OPEN macro.
<code>__CMS_OPEN</code>	Sets <code>__error</code> to result of FSOPEN.
<code>__CMS_CLOSE</code>	Sets <code>__error</code> to result of FSCLOSE.
<code>__CMS_READ</code>	Sets <code>__error</code> to result of FSREAD.
<code>__CMS_WRITE</code>	Sets <code>__error</code> to result of FSWRITE.
<code>__CMS_STATE</code>	Sets <code>__error</code> to result of FSSTATE.
<code>__CMS_ERASE</code>	Sets <code>__error</code> to result of FSERASE.
<code>__CMS_RENAME</code>	Sets <code>__error</code> to result of CMS RENAME command.
<code>__CMS_EXTRACT</code>	Sets <code>__error</code> to result of DMS EXTRACT call.
<code>__CMS_LINERD</code>	Sets <code>__error</code> to result of LINERD macro.
<code>__CMS_LINEWRT</code>	Sets <code>__error</code> to result of LINEWRT macro.
<code>__CMS_QUERY</code>	<code>__error</code> is not set.
<code>__HSP_CREATE</code>	Indicates last op was a DSPSERV CREATE to create a hiperspace for a hiperspace memory file. If CREATE fails, stores abend code in <code>__amrc__code__abend__syscode</code> , reason code in <code>__amrc__code__abend__rc</code> .
<code>__HSP_DELETE</code>	Indicates last op was a DSPSERV DELETE to delete a hiperspace for a hiperspace memory file during termination. If DELETE fails, stores abend code in <code>__amrc__code__abend__syscode</code> , reason code in <code>__amrc__code__abend__rc</code> .
<code>__HSP_READ</code>	Indicates last op was a DSPSERV READ from a hiperspace. If READ fails, stores abend code in <code>__amrc__code__abend__syscode</code> , reason code in <code>__amrc__code__abend__rc</code> .
<code>__HSP_WRITE</code>	Indicates last op was a DSPSERV WRITE to a hiperspace. If WRITE fails, stores abend code in <code>__amrc__code__abend__syscode</code> , reason code in <code>__amrc__code__abend__rc</code> .
<code>__HSP_EXTEND</code>	Indicates last op was a DSPSERV EXTEND during a write to a hiperspace. If EXTEND fails, stores abend code in <code>__amrc__code__abend__syscode</code> , reason code in <code>__amrc__code__abend__rc</code> .
<code>__CICS_WRITEQ_TD</code>	Sets <code>__error</code> with error code from EXEC CICS WRITEQ TD.

Table 37. `__last_op` values and diagnosis information (continued)

Value	More information
<code>__LFS_OPEN</code>	Sets <code>__error</code> with reason code from z/OS UNIX services. Reason codes from z/OS UNIX services must be broken up. The low order 2 bytes can be looked up in z/OS UNIX System Services Programming: Assembler Callable Services Reference .
<code>__LFS_CLOSE</code>	Sets <code>__error</code> with reason code from z/OS UNIX services. Reason codes from z/OS UNIX services must be broken up. The low order 2 bytes can be looked up in z/OS UNIX System Services Programming: Assembler Callable Services Reference .
<code>__LFS_READ</code>	Sets <code>__error</code> with reason code from z/OS UNIX services. Reason codes from z/OS UNIX services must be broken up. The low order 2 bytes can be looked up in z/OS UNIX System Services Programming: Assembler Callable Services Reference .
<code>__LFS_WRITE</code>	Sets <code>__error</code> with reason code from z/OS UNIX services. Reason codes from z/OS UNIX services must be broken up. The low order 2 bytes can be looked up in z/OS UNIX System Services Programming: Assembler Callable Services Reference .
<code>__LFS_LSEEK</code>	Sets <code>__error</code> with reason code from z/OS UNIX services. Reason codes from z/OS UNIX services must be broken up. The low order 2 bytes can be looked up in z/OS UNIX System Services Programming: Assembler Callable Services Reference .
<code>__LFS_FSTAT</code>	Sets <code>__error</code> with reason code from z/OS UNIX services. Reason codes from z/OS UNIX services must be broken up. The low order 2 bytes can be looked up in z/OS UNIX System Services Programming: Assembler Callable Services Reference .

Using file I/O tracing to debug C/C++ file I/O problems

You can use file I/O tracing to debug C/C++ file I/O problems. For more information, see [Debugging I/O programs](#) in *z/OS XL C/C++ Programming Guide*.

Displaying an error message with the `perror()` function

To find a failing routine, check the return code of all function calls. After you have found the failing routine, use the `perror()` function after the routine to display the error message. `perror()` displays the string that you pass to it and an error message corresponding to the value of `errno`. `perror()` writes to the standard error stream (`stderr`). Figure 38 on page 171 is an example of a routine using `perror()`.

By default, the `errno2` value will be appended to the end of the `perror()` string. If you do not want the `errno2` value appended to the `perror()` string, set the `_EDC_ADD_ERRNO2` environment variable to 0.

```
#include <stdio.h>
int main(void){
    FILE *fp;

    fp = fopen("myfile.dat", "w");
    if (fp == NULL)
        perror("fopen error");
}
```

Figure 38. Example of a routine using `perror()`

Using `__errno2()` to diagnose application problems

Use the `__errno2()` function when diagnosing problems in an application program. This function enables z/OS XL C/C++ application programs to access additional diagnostic information, `errno2` (`errnojr`), associated with `errno`. The `__errno2` may be set by the z/OS XL C/C++ runtime library, z/OS UNIX callable services, or other callable services. The `errno2` is intended for diagnostic display purposes only and is not a programming interface.

Note: Not all functions set `errno2` when `errno` is set. In the cases where `errno2` is not set, the `__errno2()` function may return a residual value. You may use the `__err2ad()` function to clear `errno2` to reduce the possibility of a residual value being returned.

Figure 39 on page 172 is an example of a routine using `__errno2()`.

```
#pragma runopts(posix(on))
#define _EXT
#include <stdio.h>
#include <errno.h>

int main(void) {
    FILE *f;
    f = fopen("testfile.dat", "r");
    if (f==NULL) {
        perror("fopen() failed");
        printf("__errno2 = %08x\n", __errno2());
    }
    return 0;
}
```

Figure 39. Example of a routine using `__errno2()`

Figure 40 on page 172 shows the output from the sample routine in Figure 39 on page 172.

```
fopen() failed: EDC5129I No such file or directory. (errno2=0x05620062)
__errno2 = 05620062
```

Figure 40. Sample output of a routine using `__errno2()`

Figure 41 on page 172 is an example of a routine using the environment variable `_EDC_ADD_ERRNO2`.

```
#pragma runopts(posix(on))
#define _EXT
#include <stdio.h>
#include <errno.h>
#include <stdlib.h>

int main(void) {
    FILE *fp;
    /* do NOT add errno2 to perror message */
    setenv("_EDC_ADD_ERRNO2", "0", 1);
    fp = fopen("testfile.dat", "r");
    if (fp == NULL)
        perror("fopen() failed");
    return 0;
}
```

Figure 41. Example of a routine using `_EDC_ADD_ERRNO2`

Figure 42 on page 172 shows the sample output from the routine in Figure 41 on page 172.

```
fopen() failed: EDC5129I No such file or directory.
```

Figure 42. Sample output of a routine using `_EDC_ADD_ERRNO2`

Figure 43 on page 173 is an example of a routine using `__err2ad()` in combination with `__errno2()`.


```

#pragma runopts(posix(on))
#define _EXT
#include <stdio.h>
#include <errno.h>
#include <stdlib.h>

int main(void) {
    FILE *f;
    setenv("_EDC_ADD_ERRNO2", "0", 1);
    f = fopen("testfile.dat", "r");
    if (f == NULL) {
        perror("fopen() failed");
        printf("__errno2 = %08x\n", __errno2());
    }
    /* reset errno2 to zero */
    *__err2ad() = 0x0;
    printf("__errno2 = %08x\n", __errno2());
    f = fopen("testfile.dat", "r");

    if (f == NULL) {
        perror("fopen() failed");
        printf("__errno2 = %08x\n", __errno2());
    }
    return 0;
}

```

Figure 43. Example of a routine using `__err2ad()` in combination with `__errno2()`

Figure 44 on page 173 shows the sample output from the routine shown in Figure 43 on page 173.

```

fopen() failed: EDC5129I No such file or directory.
__errno2 = 05620062
__errno2 = 00000000
fopen() failed: EDC5129I No such file or directory.
__errno2 = 05620062

```

Figure 44. Sample output of routine using `__err2ad()` in combination with `__errno2()`

For more information about `_EDC_ADD_ERRNO2`, see `_EDC_ADD_ERRNO2` in *z/OS XL C/C++ Programming Guide*.

For more information about `__errno2()` and `__err2ad()`, see `__errno2()` — Return reason code information and `__err2ad()` — Return address of reason code of last failure in *z/OS XL C/C++ Runtime Library Reference*.

Diagnosing DLL problems

Use the `_EDC_DLL_DIAG` environment variable to diagnose DLL problems. For more information about the environment variable, see *Environment variables specific to the z/OS XL C/C++ library* in *z/OS XL C/C++ Programming Guide*.

You can also see the diagnosis output in CEEDUMP and Verbexit LEDATA reports. For more information, see *“Using the DLL failure control block”* on page 81.

Using C/C++ listings

For a detailed description of available listings, see *Listings, messages, and compiler information options* in *z/OS XL C/C++ User's Guide*.

Finding variables

You can determine the value of a variable in the routine at the point of interrupt by using the compiled code listing as a guide to its address, then finding this address in the Language Environment dump. The method you use depends on the storage class of variable.

This method is generally used when no symbolic variables have been dumped (by using the `TEST` compiler option).

It is possible for the routine to be interrupted before the value of the variable is placed in the location provided for it. This can explain unexpected values in the dump.

Steps for finding automatic variables

Perform the following steps to find automatic variables in the Language Environment dump:

1. Identify the start of the stack frame. If a dump has been taken, each stack frame is dumped. The stack frames can be cross-referenced to the function name in the traceback.
2. Determine the value of the base register (in this example, GPR13) in the Saved Registers section for the function you are interested in.
3. Find the offset of the variable (which is given in decimal) in the storage offset listing.

```
aa1      85-0:85    Class = automatic,  Offset = 164(r13),    Length = 40
```

4. Add this base address to the offset of the variable.

When you are done, the contents of the variable can be read in the DSA Frame section corresponding to the function the variable is contained in.

Locating the writable static area (WSA)

The writable static area (WSA) address is the base address of the writable static area which is available for all C and C++ programs except C programs compiled with the NORENT compiler option. If you have C code compiled with the RENT option or C++ code (hereafter called RENT code) you must determine the base address of the WSA if you want to calculate the address of a static or external variable. Use the following table to determine where to find the WSA base address:

Table 38. Finding the WSA base address

If you want the WSA base address for:	Locate the WSA base address in:
application code	the WSA address field in the Enclave Control Blocks section
a fetched module	the WSA address field of the Fetch() Information section for the fetch() function pointer for which you are interested
a DLL	the corresponding WSA address in the DLL Information section

Use the WSA base address to locate the WSA in the Enclave Storage section.

Steps for finding the static storage area

If you have C code compiled with the NORENT option (hereafter called NORENT code) you must determine the base address of the static storage area if you want to calculate the address of a static or external variable.

Perform the following steps to find the static storage area:

1. Name the static storage area CSECT by using the `pragma csect` directive. Once this is done, a CSECT is generated for the static storage area for each source file.
2. Determine the origin and length of the CSECT from the linker map.
3. Locate the external variables corresponding to the CSECT with the same name.
4. Determine the origin and length of the external variable CSECT from the linker map.

Note:

1. Address calculation for static and external variables uses the static storage area as a base address with 1 or more offsets added to this address.
2. The storage associated with these CSECTs is not dumped when an exception occurs. It is dumped when `cdump` or `CEE3DMP` is called, but it is written to a separate ddname called `CEESNAP`. For

information about cdump, CEE3DMP, and enabling the CEESNAP ddname, see [“Generating a Language Environment dump of a C/C++ routine”](#) on page 180.

Steps for finding RENT static variables

Before you begin: you need to know the WSA. To find this information, see [“Locating the writable static area \(WSA\)”](#) on page 174. For this procedure's example, assume that the address of writable static is X'02D66E40'.

Perform the following steps to find RENT static variables:

1. Find the offset of @STATIC (associated with the file where the static variable is located) in the Writable Static Map section of the prelinker map. [Figure 45 on page 175](#) shows an example; in this Writable Static Map section of a prelinker map, the offset is X'58'.

Writable Static Map			
OFFSET	LENGTH	FILE ID	INPUT NAME
0	1	00001	DFHC0011
4	1	00001	DFHC0010
8	2	00001	DFHDUMMY
C	2	00001	DFHB0025
10	2	00001	DFHB0024
14	2	00001	DFHB0023
18	2	00001	DFHB0022
1C	2	00001	DFHB0021
20	2	00001	DFHB0020
24	2	00001	DFHEIB0
28	4	00001	DFHEIPTR
2C	4	00001	DFHCP011
30	4	00001	DFHCP010
34	4	00001	DFHBP025
38	4	00001	DFHBP024
3C	4	00001	DFHBP023
40	4	00001	DFHBP022
44	4	00001	DFHBP021
48	4	00001	DFHBP020
4C	4	00001	DFHEICB
50	4	00001	DFHEID0
54	4	00001	DFHLDVER
58	278	00001	@STATIC
720	30	00002	@STATIC

Figure 45. Writable static map produced by prelinker

2. Add the offset to the WSA to get the base address of static variables, as shown.

```
X'02D66E40' + X'58' = X'2D66E98'
```

3. Find the offset of the static variable in the partial storage offset compiler listing. In the following example, the offset is 96 (X'60').

```
sa0 66-0:66 Class = static, Location = WSA + @STATIC + 96, Length = 4
```

4. Add the offset of the static variable in the partial storage offset compiler listing (found in step 3) to the base address of static variables (calculated in step 2).

```
X'2D66E98' + X'60' = X'2D66EF8'
```

When you are done, you have the address of the value of the static variable in the Language Environment dump.

[Figure 46 on page 176](#) shows the path to locate RENT C++ and C static variables by adding the address of writable static, the offset of @STATIC, and the variable offset.

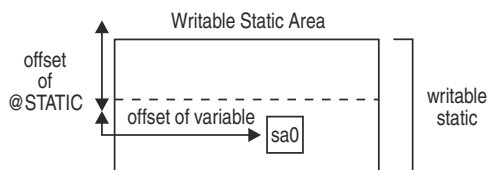


Figure 46. Location of RENT static variable in storage

Steps for finding external RENT variables

Before you begin, you need to know the WSA. To find this information see “Locating the writable static area (WSA)” on page 174. For this procedure's example, the address of writable static is X'02D66E40'.

Perform the following steps to find external RENT variables:

1. Find the offset of the external variable in the Prelinker Writable Static Map. In the example shown in Figure 47 on page 176, the offset for DFHEIPTR is X'28'.

Writable Static Map			
OFFSET	LENGTH	FILE ID	INPUT NAME
0	1	00001	DFHC0011
4	1	00001	DFHC0010
8	2	00001	DFHDUMMY
C	2	00001	DFHB0025
10	2	00001	DFHB0024
14	2	00001	DFHB0023
18	2	00001	DFHB0022
1C	2	00001	DFHB0021
20	2	00001	DFHB0020
24	2	00001	DFHEIB0
28	4	00001	DFHEIPTR
2C	4	00001	DFHCP011
30	4	00001	DFHCP010
34	4	00001	DFHBP025
38	4	00001	DFHBP024
3C	4	00001	DFHBP023
40	4	00001	DFHBP022
44	4	00001	DFHBP021
48	4	00001	DFHBP020
4C	4	00001	DFHEICB
50	4	00001	DFHEID0
54	4	00001	DFHLDVER
58	420	00001	@STATIC

Figure 47. Writable static map produced by prelinker

2. Add the offset of the external variable to the address of writable static, as shown below.

```
X'02D66E40' + X'28' = X'2D66E68'
```

When you are done, you have the address of the value of the external variable in the Language Environment dump.

Steps for finding NORENT static variables

Before you begin, you need to know the name and address of the static storage area. To find this information see “Steps for finding the static storage area” on page 174. For this procedure's example, the static storage area is called STATSTOR and has an address of X'02D66E40'.

Perform the following steps to find external RENT variables:

1. Find the offset of the static variable in the partial storage offset compiler listing. As shown in the following example, the offset is 96 (X'60').

```
sa0    66-0:66    Class = static,    Location = STATSTOR +96,    Length = 4
```

2. Add the offset to the base address of static variables, as shown in the following example:

```
X'2D66E40' + X'60' = X'2D66EA0'
```

When you are done, you have the address of the value of the static variable in the Language Environment dump.

Figure 48 on page 177 shows how to locate NORENT C static variables by adding the Static Storage Area CSECT address to the variable offset.

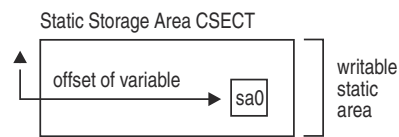


Figure 48. Location of NORENT static variable in storage

Steps for finding external NORENT variables

Before you begin, you need to find the address of the external variable CSECT. To find this information, see “Steps for finding the static storage area” on page 174. For this procedure's example, the address of the external variable CSECT is X'02D66E40'.

The address of the external variable CSECT is the address of the value of the external variable in the Language Environment dump.

Steps for finding the C/370 parameter list

Perform the following steps to locate a parameter in the Language Environment dump:

1. Identify the address of the start of the parameter list. A pointer to the parameter list is passed to the called function in register 1. This is the address of the start of the parameter list. Figure 49 on page 177 shows an example code for the parameter variable.

```
func0() {
...
  func1(a1,a2);
...
}

func1(int ppx, int pp0) {
...
}
```

Figure 49. Example code for parameter variable

Parameters *ppx* and *pp0* correspond to copies of *a1* and *a2* in the stack frame belonging to *func0*.

2. Use the address of the start of the parameter list to find the register and offset in the partial storage offset listing. As shown in the following example, the offset is 4 (X'4') from register 1.

```
pp0    62-0:62    Class = parameter,    Location = 4(r1),    Length = 4
```

3. Determine the value of GPR1 in the Saved Registers section for the function that called the function you are interested in.
4. Add this base address to the offset of the parameter.

When you are done, the contents of the variable can then be read in the DSA frame section corresponding to the function the parameter was passed from.

Steps for finding the C++ parameter list

Before you begin, locate C++ functions with extern C attributes. For more information, see [“Steps for finding the C/370 parameter list”](#) on page 177.

Perform the following steps to find the C++ parameter list:

1. Identify the address of the start of the parameter list. A pointer to the parameter list is passed to the called function in register 1. This is the address of the start of the parameter list. [Figure 50 on page 178](#) shows an example code for the parameter variable.

```
func0() {  
:  
    func1(a1,a2);  
:  
}  
  
func1(int ppx, int pp0) {  
:  
}
```

Figure 50. Example code for parameter variable

Parameters *ppx* and *pp0* correspond to copies of *a1* and *a2* in the stack frame belonging to *func1*.

2. Locate the value of the base register in the Saved Registers section of the function you are interested in.
3. Find the offset of the static variable in the partial storage offset compiler listing, as shown in [Figure 51 on page 178](#).

ppx	62-0:62	Class = parameter,	Location = 188(r13),	Length = 4
pp0	62-0:62	Class = parameter,	Location = 192(r13),	Length = 4

Figure 51. Partial storage offset listing

4. Add the value of the base register to the offset.
5. Locate the parameter.

Restriction: When OPTIMIZE is on, the parameter value might never be stored, because the first few parameters might be passed in registers and there might be no need to save them.

Steps for finding members of aggregates

You can define aggregates in any of the storage classes or pass them as parameters to a called function. The first step is to find the start of the aggregate. You can compute the start of the aggregate as described in previous sections, depending on the type of aggregate used.

The aggregate map provided for each declaration in a routine can further assist in finding the offset of a specific variable within an aggregate. Structure maps are generated using the AGGREGATE compiler option. [Figure 52 on page 178](#) shows an example of a static aggregate.

```
static struct {  
    short int ss01;  
    char      ss02[56];  
    int       sz0[6];  
    int       ss03;  
} ss0;
```

Figure 52. Example code for structure variable

[Figure 53 on page 179](#) shows an example aggregate map.

Aggregate map for: ss0		
Offset Bytes(Bits)	Length Bytes(Bits)	Member Name
0	2	ss01
2	56	ss02[56]
58	2	***PADDING***
60	24	sz0[6]
84	4	ss03

Figure 53. Example of aggregate map

Assume the structure has been compiled as RENT. To find the value of variable `sz0[0]`:

1. Find the address of the writable static. For this example the address of writable static is X'02D66E40'.
2. Find the offset of @STATIC in the Writable Static Map. In this example, the offset is X'58'. Add this offset to the address of writable static. The result is X'2D66E98' (X'02D66E40' + X'58'). [Figure 54 on page 179](#) shows the Writable Static Map produced by the prelinker.

Writable Static Map			
OFFSET	LENGTH	FILE ID	INPUT NAME
0	1	00001	DFHC0011
4	1	00001	DFHC0010
8	2	00001	DFHDUMMY
C	2	00001	DFHB0025
10	2	00001	DFHB0024
14	2	00001	DFHB0023
18	2	00001	DFHB0022
1C	2	00001	DFHB0021
20	2	00001	DFHB0020
24	2	00001	DFHEIB0
28	4	00001	DFHEIPTR
2C	4	00001	DFHCP011
30	4	00001	DFHCP010
34	4	00001	DFHBP025
38	4	00001	DFHBP024
3C	4	00001	DFHBP023
40	4	00001	DFHBP022
44	4	00001	DFHBP021
48	4	00001	DFHBP020
4C	4	00001	DFHEICB
50	4	00001	DFHEID0
54	4	00001	DFHLDVER
58	320	00001	@STATIC

Figure 54. Writable static map produced by prelinker

3. Find the offset of the static variable in the storage offset listing. The offset is 96 (X'60'). The following is an example of a partial storage offset listing.

```
ss0      66-0:66      Class = static,      Location = GPR13(96),      Length = 4
```

Add this offset to the result from step 2. The result is X'2D66EF8' (X'2D66E98' + X'60'). This is the address of the value of the static variable in the dump.

4. Find the offset of `sz0` in the Aggregate Map, shown in [Figure 53 on page 179](#). The offset is 60.

Add the offset from the Aggregate Map to the address of the `ss0` struct. The result is X'60' (X'3C' + X'60'). This is the address of the values of `sz0` in the dump.

Finding the timestamp

The timestamp is in the compile unit block. The address for the compile unit block is located at eight bytes past the function entry point. The compile unit block is the same for all functions in the same

compilation. The fourth word of the compile unit block points to the timestamp. The timestamp is 16 bytes long and has the following format:

```
YYYYMMDDHHMMSSSS
```

Generating a Language Environment dump of a C/C++ routine

You can use the CEE3DMP callable service or the `cdump()`, `csnap()`, and `ctrace()` C/C++ functions to generate a Language Environment dump of C/C++ routines. These C/C++ functions call CEE3DMP with specific options.

To use these functions, you must add `#include <ctest.h>` to your C/C++ code. The dump is directed to output *dumpname*, which is specified in a `//CEEDUMP DD` statement in MVS/JCL.

`cdump()`, `csnap()`, and `ctrace()` all return a 1 code in the SPC environment because they are not supported in SPC.

For more information about these functions, see *z/OS XL C/C++ Runtime Library Reference*.

cdump()

If your routine is running under z/OS or CICS, you can generate useful diagnostic information by using the `cdump()` function. `cdump()` produces a main storage dump with the activation stack. This is equivalent to calling CEE3DMP with the option string:

```
TRACEBACK BLOCKS VARIABLES FILES STORAGE STACKFRAME(ALL) CONDITION ENTRY
```

When `cdump()` is invoked from a user routine, the C/C++ library issues an OS SNAP macro to obtain a dump of virtual storage. The first invocation of `cdump()` results in a SNAP identifier of 0. For each successive invocation, the ID is increased by one to a maximum of 256, after which the ID is reset to 0.

The output of the dump is directed to the CEESNAP data set. The DD definition for CEESNAP is as follows:

```
//CEESNAP DD SYSOUT= *
```

If the data set is not defined, or is not usable for any reason, `cdump()` returns a failure code of 1. This occurs even if the call to CEE3DMP is successful. If the SNAP is not successful, the CEE3DMP DUMP file displays the following message:

```
Snap was unsuccessful
```

If the SNAP is successful, CEE3DMP displays the following message, where *nnn* corresponds to the SNAP identifier that was previously described. An unsuccessful SNAP does not result in an incrementation of the identifier.

```
Snap was successful; snap ID = nnn
```

Because `cdump()` returns a code of 0 only if the SNAP was successful or 1 if it was unsuccessful, you cannot distinguish whether a failure of `cdump()` occurred in the call to CEE3DMP or SNAP. A return code of 0 is issued only if both SNAP and CEE3DMP are successful.

Support for SNAP dumps using the `_cdump` function is provided only under z/OS and z/VM. SNAP dumps are not supported under CICS; no SNAP is produced in this environment. A successful SNAP results in a large quantity of output. A routine calling `cdump()` under CICS receives a return code of 0 if the ensuing call to CEE3DMP is successful. In addition to a SNAP dump, a Language Environment formatted dump is also taken.

csnap()

The `csnap()` function produces a condensed storage dump. `csnap()` is equivalent to calling CEE3DMP with the option string:


```
TRACEBACK FILES BLOCKS VARIABLES NOSTORAGE STACKFRAME(ALL) CONDITION ENTRY
```

ctrace()

The `ctrace()` function produces a traceback and includes the offset addresses from which the calls were made. `ctrace()` is equivalent to calling `CEE3DMP` with the option string:

```
TRACEBACK NOFILES NOBLOCKS NOVARIABLES NOSTORAGE STACKFRAME(ALL) NOCONDITION NOENTRY
```

Sample C routine that calls `cdump()`

The following code example shows a sample C routine that uses the `cdump` function to generate a dump. The sample [here](#) shows the dump output.

```
#include <stdio.h>
#include <signal.h>
#include <stdlib.h>

void hsigfpe(int);
void hsigterm(int);
void atf1(void);

typedef int (*FuncPtr_T)(void);

int st1    = 99;
int st2    = 255;
int xcount = 0;

int main(void) {
    /*
     * 1) Open multiple files
     * 2) Register 2 signals
     * 3) Register 1 atexit function
     * 4) Fetch and execute a module
     */

    FuncPtr_T fetchPtr;
    FILE*     fp1;
    FILE*     fp2;
    int       rc;
    fp1 = fopen("myfile.data", "w");
    if (!fp1) {
        perror("Could not open myfile.data for write");
        exit(101);
    }

    fprintf(fp1, "record 1\n");
    fprintf(fp1, "record 2\n");
    fprintf(fp1, "record 3\n");

    fp2 = fopen("memory.data", "wb,type=memory");
    if (!fp2) {
        perror("Could not open memory.data for write");
        exit(102);
    }

    fprintf(fp2, "some data");
    fprintf(fp2, "some more data");
    fprintf(fp2, "even more data");
    signal(SIGFPE, hsigfpe);
    signal(SIGTERM, hsigterm);

    rc = atexit(atf1);
}
```

```

    if (rc) {
        fprintf(stderr, "Failed on registration of atexit function atf1\n");
        exit(103);
    }

    fetchPtr = (FuncPtr_T) fetch("MODULE1");
    if (!fetchPtr) {
        fprintf(stderr, "Failed to fetch MODULE1\n");
        exit(104);
    }
    fetchPtr();
    return(0);
}

void hsigfpe(int sig) {
    ++st1;
    return;
}

void hsigterm(int sig) {
    ++st2;
    return;
}

void atf1() {
    ++xcount;
}

```

Figure 55 on page 182 shows a fetched C module.

```

#include <ctest.h>

#pragma linkage(func1, fetchable)
int func1(void) {
    cdump("This is a sample dump");
    return(0);
}

```

Figure 55. Fetched module for C routine

Sample C++ routine that generates a Language Environment dump

Figure 56 on page 182 shows a sample C++ routine that uses a protection exception to generate a dump.

```

#include <iostream.h>
#include <ctest.h>
#include "stack.h"

int main() {
    cout << "Program starting:\n";
    cerr << "Error report:\n";

    Stack<int> x;
    x.push(1);
    cout << "Top value on stack : " << x.pop() << '\n';
    cout << "Next value on stack: " << x.pop() << '\n';
    return(0);
}

```

Figure 56. Example C++ routine with protection exception generating a dump

Figure 57 on page 183 shows the template file stack.c

```

#ifndef __STACK__
#include "stack.h"
#endif

template <class T> T Stack<T>::pop() {
    T value = head->value;
    head = head->next;

    return(value);
}

template <class T> void Stack<T>::push(T value) {
    Node* newNode = new Node;
    newNode->value = value;
    newNode->next = head;
    head = newNode;
}

```

Figure 57. Template file STACK.C

Figure 58 on page 183 shows the header file stack.h.

```

#ifndef __STACK__
#define __STACK__
template <class T> class Stack {
public:
    Stack() {
        char* badPtr = 0; badPtr -= (0x01010101);
        head = (Node*) badPtr; /* head initialized to 0xFEFEFEFF */
    }
    T pop();
    void push(T);
private:
    struct Node {
        T value;
        struct Node* next;
    }* head;
};
#endif

```

Figure 58. Header file STACK.H

Sample Language Environment dump with C/C++-specific information

The following sample dump was produced by compiling the routine in [this sample](#) with the TEST(SYM) compiler option, then running it. Notice the sequence of calls in the traceback section - EDCZMINV is the C-C++ management module that invokes main and @@FECBMODULE1 fetches the user-defined function func1, which in turn calls the library routine __cdump.

If source code is compiled with the GONUMBER or TEST compile option, statement numbers are shown in the traceback. If source code is compiled with the TEST (SYM) compile option, variables and their associated type and value are dumped out. Note that the high half of register 14 at entry to CEE3DMP is not available and is shown in the dump as *****. For more information about C/C++-specific information contained in a dump, see [“Finding C/C++ information in a Language Environment dump”](#) on page 187.

```

CEE3DMP V1 R12.0: This is a sample dump                                03/07/10 1:12:11 PM                Page: 1
ASID: 0041 Job ID: JOB12852 Job name: CSAMPLE Step name: STEP1 UserID: HEALY

CEE3845I CEEDUMP Processing started.
CEE3DMP called by program unit (entry point __cdump) at offset +0000017C.

Snap was unsuccessful

Registers on Entry to CEE3DMP:

PM..... 0100
GPR0..... 00000000_20E56AF4 GPR1..... 00000000_20FCB5A0 GPR2..... 00000000_00000001 GPR3..... 00000000_20E56752
GPR4..... 00000000_A0FCB5B8 GPR5..... 00000000_20FCB5C4 GPR6..... 00000000_00000014 GPR7..... 00000000_20902760
GPR8..... 00000000_00000030 GPR9..... 00000000_20FC7038 GPR10..... 00000000_A0900310 GPR11..... 00000000_A0900310
GPR12..... 00000000_209139B0 GPR13..... 00000000_20FCB508 GPR14..... *****_A0E56896 GPR15..... 00000000_A09F0898
FPR0..... 26100000 00000000 FPR2..... 18000000 00000000
FPR4..... 00000000 00000000 FPR6..... 00000000 00000000
VR0..... 26100000 00000000 00000000 00000000 VR1..... 00000000 00000000 00000000 00000000
VR2..... 18000000 00000000 00000000 00000000 VR3..... 00000000 00000000 00000000 00000000
VR4..... 00000000 00000000 00000000 00000000 VR5..... 00000000 00000000 00000000 00000000
VR6..... 00000000 00000000 00000000 00000000 VR7..... 00000000 00000000 00000000 00000000
VR8..... 00000000 00000000 00000000 00000000 VR9..... 00000000 00000000 00000000 00000000
VR10..... 00000000 00000000 00000000 00000000 VR11..... 00000000 00000000 00000000 00000000
VR12..... 00000000 00000000 00000000 00000000 VR13..... 00000000 00000000 00000000 00000000
VR14..... 00000000 00000000 00000000 00000000 VR15..... 00000000 00000000 00000000 00000000
VR16..... 00000000 00000000 00000000 00000000 VR17..... 00000000 00000000 00000000 00000000
VR18..... 00000000 00000000 00000000 00000000 VR19..... 00000000 00000000 00000000 00000000
VR20..... 00000000 00000000 00000000 00000000 VR21..... 00000000 00000000 00000000 00000000
VR22..... 00000000 00000000 00000000 00000000 VR23..... 00000000 00000000 00000000 00000000

```

```

VR24.... 00000000 00000000 00000000 00000000
VR26.... 00000000 00000000 00000000 00000000
VR28.... 00000000 00000000 00000000 00000000
VR30.... 00000000 00000000 00000000 00000000
:
Information for enclave main

Information for thread 8000000000000000

Registers on Entry to CEE3DMP:
PM..... 0100
GPR0.... 00000000_20E56AF4 GPR1.... 00000000_20FCB5A0 GPR2.... 00000000_00000001 GPR3.... 00000000_20E56752
GPR4.... 00000000_A0FCB5B8 GPR5.... 00000000_20FCB5C4 GPR6.... 00000000_00000014 GPR7.... 00000000_20902760
GPR8.... 00000000_00000030 GPR9.... 00000000_20FC7038 GPR10.... 00000000_A0900310 GPR11.... 00000000_A0900310
GPR12.... 00000000_209139B0 GPR13.... 00000000_20FCB508 GPR14.... *****_A0E56896 GPR15.... 00000000_A09F0898
FPR0.... 26100000 00000000 FPR2.... 18000000 00000000
FPR4.... 00000000 00000000 FPR6.... 00000000 00000000
VR0..... 26100000 00000000 00000000 00000000 VR1..... 00000000 00000000 00000000 00000000
VR2..... 18000000 00000000 00000000 00000000 VR3..... 00000000 00000000 00000000 00000000
VR4..... 00000000 00000000 00000000 00000000 VR5..... 00000000 00000000 00000000 00000000
VR6..... 00000000 00000000 00000000 00000000 VR7..... 00000000 00000000 00000000 00000000
VR8..... 00000000 00000000 00000000 00000000 VR9..... 00000000 00000000 00000000 00000000
VR10.... 00000000 00000000 00000000 00000000 VR11.... 00000000 00000000 00000000 00000000
VR12.... 00000000 00000000 00000000 00000000 VR13.... 00000000 00000000 00000000 00000000
VR14.... 00000000 00000000 00000000 00000000 VR15.... 00000000 00000000 00000000 00000000
VR16.... 00000000 00000000 00000000 00000000 VR17.... 00000000 00000000 00000000 00000000
VR18.... 00000000 00000000 00000000 00000000 VR19.... 00000000 00000000 00000000 00000000
VR20.... 00000000 00000000 00000000 00000000 VR21.... 00000000 00000000 00000000 00000000
VR22.... 00000000 00000000 00000000 00000000 VR23.... 00000000 00000000 00000000 00000000
VR24.... 00000000 00000000 00000000 00000000 VR25.... 00000000 00000000 00000000 00000000
VR26.... 00000000 00000000 00000000 00000000 VR27.... 00000000 00000000 00000000 00000000
VR28.... 00000000 00000000 00000000 00000000 VR29.... 00000000 00000000 00000000 00000000
VR30.... 00000000 00000000 00000000 00000000 VR31.... 00000000 00000000 00000000 00000000
:
Traceback:
DSA Entry E Offset Statement Load Mod Program Unit Service Status
1 _cdump +0000017C CEEEV003 D1908:e Call
2 func1 +0000006E 5 MODULE1 MODULE1 Call
3 @@FECBMODULE1 -002BD99E Call
4 @@GETFN +000000C2 CEEEV003 Call
5 main +00000392 64 CSAMPLE CSAMPLE Call
6 EDCZMINV +000000C2 CEEEV003 Call
7 CEEBBEXT +000001B6 CEEPLPKA CEEBBEXT D1908 Call

DSA DSA Addr E Addr PU Addr PU Offset Comp Date Compile Attributes
1 20FCB508 20E56718 20E56718 +0000017C 20061215 LIBRARY EBCDIC HFP
2 20FCB468 20900310 20900310 +0000006E 19970314 C/C++
3 20FCB378 20FEBF90 20FEBF90 -002BD99E LIBRARY
4 20FCB2C0 20C0E3C0 20C0E468 +0000001A 12/15/06 LIBRARY
5 20FCB208 20901078 20901078 +00000392 19970314 C/C++
6 20FCB0F0 20E699EE 20E699EE +000000C2 20061215 LIBRARY
7 20FCB030 20992208 20992208 +000001B6 20061215 CEL

Fully Qualified Names
DSA Entry Program Unit Load Module
2 func1 POSIX.CRTL.C(MODULE1) MODULE1
5 main POSIX.CRTL.C(CSAMPLE) CSAMPLE

Parameters, Registers, and Variables for Active Routines:

main (DSA address 20FCB208):
UPSTACK DSA
Saved Registers:
GPR0.... 20FEBE30 GPR1.... A0D2FE64 GPR2.... A0E69AB0 GPR3.... A09010C6
GPR4.... A09922EC GPR5.... 20FC7098 GPR6.... 20FEBE30 GPR7.... 20902760
GPR8.... 00000030 GPR9.... 80000000 GPR10.... A0E699E2 GPR11.... A0992208
GPR12.... 209139B0 GPR13.... 20FCB208 GPR14.... A090140C GPR15.... 20C0E3C0

Local Variables:
fetchPtr signed int (*) (void) 0x20FEBE30
fp2 struct _ffile * 0x20FF5AFC
fp1 struct _ffile * 0x20FF4024
rc signed int 0
:

Control Blocks for Active Routines:
:
DSA for func1: 20FCB468
+000000 FLAGS... 1000 member... 0000 BKC..... 20FCB378 FWC..... D4D6C4E4 R14..... A0900380
+000010 R15..... 20E56718 R0..... 20FCB508 R1..... 20FCB500 R2..... A0D2E5F2 R3..... A090035E
+000024 R4..... A09922EC R5..... 20FEBF70 R6..... 20FEBE30 R7..... 20902760 R8..... 00000030
+000038 R9..... 20FC7038 R10..... A0900310 R11..... A0900310 R12..... 209139B0 reserved. 00000000
+00004C NAB..... 20FCB378 20900990 00000000 20FCB390 reserved. 20FCB378 20900B08
+000064 reserved. 20900990 reserved. 00000000 MODE..... 20FCB390 reserved. 00000000
+000078 reserved. 20991D52 reserved. A0915770

[1]Storage for Active Routines:
:
DSA frame: 20FCB468
+000000 20FCB468 10000000 20FCB378 D4D6C4E4 A0900380 20E56718 20FCB508 20FCB500 A0D2E5F2 |.....MODU....V.....KV2|
+000020 20FCB488 A090035E A09922EC 20FEBF70 20FEBE30 20902760 00000030 20FC7038 A0900310 |...;r.....|
+000040 20FCB4A8 A0900310 209139B0 00000000 20FCB508 A099DD88 20FCB378 20FCB534 20900B08 |...j.....r.h.....|
+000060 20FCB4C8 20FCB378 20900990 00000000 20FCB390 00000000 00000000 20991D52 A0915770 |.....r...j...|
+000080 20FCB4E8 A0991A28 209139B0 00000000 20FCB5A0 20C4D1F2 00000400 20FEBF70 00000009 |.r...j.....DJ2.....|

[2]Control Blocks Associated with the Thread:
CAA: 209139B0
+000000 209139B0 00000800 00000000 20FCB018 20FEB018 00000000 00000000 00000000 00000000 |.....|
+000020 209139D0 00000000 00000000 20918A58 00000000 00000000 00000000 00000000 00000000 |.....j.....|
+000040 209139F0 00000000 00000000 00000000 00000000 00000000 00000000 00000000 00000000 |.....|
+000060 20913A10 00000000 00000000 00000000 00000000 00000000 80014608 00000000 00000000 |.....|
+000080 20913A30 00000000 00000000 00000000 00000000 00000000 00000000 00000000 00000000 |.....|
:

```

```

[2A]C-C++ CAA information :
C-C++ Specific CTHD..... 2090E858
C-C++ Specific CEDB..... 2090F8D8

C-C++ Specific Thread block: 2090E858
+000000 2090E858 C3E3C8C4 00000380 2090E858 00000000 20D15090 00000000 00000000 00000000 |CTHD.....Y.....J&.....|
+000020 2090E878 00000000 00000000 00000000 000000C4 2090EDE0 00000000 00000000 00000000 |.....D.....|
+000040 2090E898 00000000 00000000 00000000 2090E728 2090E830 00000000 00000000 00000001 |.....X.....Y.....|
+000060 2090E8B8 00000001 00000000 00000000 00000000 00000000 00000000 20FEBF50 20FEBF4C |.....&.....<.....|
+000080 2090E8D8 20FEBF48 20FEBF44 20FEBF38 20FEBF3C 20FEBF58 00000000 00000000 00000000 |.....|

:

+000320 2090EB78 00000000 00000000 00000000 00000000 00000000 00000000 00000000 00000000 |.....|
+000340 2090EB98 - +00037F 2090EBD7 same as above

C-C++ Specific EDB block: 2090F8D8
+000000 2090F8D8 C3C5C4C2 000007C0 2090F8D8 20902B40 00030000 20911210 20911560 20901078 |CEDB.....8Q.....j.....j.....|
+000020 2090F8F8 00000080 2090FD08 00000000 00000000 00000000 209100A0 20D164F0 20D15A18 |.....Q.....j.....J.0.J!.....|
+000040 2090F918 20FEBF90 2090F9B0 2090F9C4 20FC71B8 2090F6BC 2090F28C 2090F4A4 20D1B242 |.....9.....9D.....6.....2.....4u.J.....|
+000060 2090F938 00004650 20910130 40400000 00000000 00100000 00000000 00000000 00000000 |.....&.j.....|
+000080 2090F958 7FFFFFFF FFFFFFFF 71FFFFFF FFFFFFFF 3C100000 00000000 34100000 00000000 |".....|

:

+000780 20910058 00000000 00000000 00000000 0001D100 00002E80 00000000 00000000 00000000 |.....J.....|
+0007A0 20910078 00000000 00000000 00000000 00000000 00000000 00000000 00000000 00000000 |.....|

```

```

[2B]errno value..... 0
memory file block chain.... 20FF5D18
open FCB chain..... 20FF5B10
GTAB table..... 2090EBE0

```

```

[3]signal information :
SIGFPE :
function pointer... 20901D20 WSA address... A0FC7038 function name... hsigfpe

SIGTERM :
function pointer... 20901E90 WSA address... A0FC7038 function name... hsigterm

```

```

Enclave variables:
*.C(CSAMPLE):>hsigterm
void () 0x20901E90
*.C(CSAMPLE):>hsigfpe
void () 0x20901D20
*.C(CSAMPLE):>xcount
signed int 0
*.C(CSAMPLE):>main
signed int (void) 0x20901078
*.C(CSAMPLE):>atf1
void (void) 0x20901FF8
*.C(CSAMPLE):>st2
signed int 255
*.C(CSAMPLE):>st1
signed int 99
*.C(MODULE1):>func1
signed int (void) 0x20900310

```

```

Enclave Control Blocks:
EDB: 20912648
+000000 20912648 C3C5C5C5 C4C24040 C0000001 20913870 20912D50 00000000 00000000 00000000 |CEEEDB .....j.....j.&.....|
+000020 20912668 20912B58 20912B88 A0915770 20912198 00000000 00000000 20912768 00000000 |.j.....j.h.j.....j.q.....j.....|
+000040 20912688 00000000 00000000 00006F58 00000000 00000000 A0A33B58 2090A880 20FEBF60 |.....?.....t.....y.....|
+000060 209126A8 0000F460 00000000 20911E58 00000000 20914550 00000000 20AF4660 209139B0 |4-.....j.....j.&.....-j.....|
+000080 209126C8 50000000 0000FAF6 00000000 00000000 00000001 00000000 00006FF0 008FF4E8 |&.....6.....?0..4Y.....|
+0000A0 209126E8 00000001 00000100 2090A988 209126F0 00000000 00000000 00000000 00000001 |.....zh.j.0.....|
MEML: 20913870
+000000 20913870 00000000 00000000 209945B0 00000000 00000000 00000000 209945B0 00000000 |.....I.....I.....|
+000020 20913890 00000000 00000000 209945B0 00000000 2090FD80 00000000 A0B07F78 00000000 |.....I.....8Q.....".....|
+000040 209138B0 00000000 00000000 209945B0 00000000 00000000 00000000 209945B0 00000000 |.....I.....I.....I.....|
+000060 209138D0 - +00011F 2091398F same as above

```

```

[4]WSA address.....20FC7038

```

```

[5]atexit information :
function pointer... A0901FF8 WSA address... 20FC7038 function name... atf1

```

```

[6]fetch information :
fetch pointer : 20FEBF90
function pointer... A0900310 WSA address... 20FEBF18

```

```

Enclave Storage:
Initial (User) Heap
+000000 20FEB018 C8C1D5C3 20912B28 20912B28 00000000 A0FEB018 20FEC070 00008000 00006FA8 |HANC.j.....j.....?y|
+000020 20FEB038 20FEB018 00000120 20FEB160 20FEB348 20FEB385 20FEB3C2 20FEB3FF 20FEB43C |.....5.....e...B.....|
+000040 20FEB058 20FEB479 20FEB4B6 20FEB4F3 20FEB900 20FEB93D 00000000 00000000 00000000 |.....3.....|

:

+001080 20FEC098 00000000 00000000 00000000 00000000 00000000 00000000 00000000 00000000 |.....|
+0010A0 20FEC0B8 - +0007FF 20FF3017 same as above

LE/370 Anywhere Heap
+000000 20FC7000 C8C1D5C3 21007000 20912B58 20912B58 A0FC7000 20FCAE60 00004000 000001A0 |HANC.....j.....j.....-.....|
+000020 20FC7020 20FC7000 00000190 00000000 00000000 00000000 00000000 00000000 2090F4A4 |.....4u.....|
+000040 20FC7040 2090F28C 0000068C 00000000 00000000 00000000 00000000 00000000 00000000 |..2...6.....|

:

+003F40 20FCAF40 00000000 00000000 00000000 00000000 00000000 00000000 00000000 00000000 |.....|
+003F60 20FCAF60 - +003FFF 20FCAFFF same as above

LE/370 Anywhere Heap
+000000 21007000 C8C1D5C3 20912B58 20FC7000 20912B58 21007000 00000000 00004A50 00000000 |HANC.j.....j.....&.....|
+000020 21007020 21007000 00004A30 01000080 F2404040 404086A4 9583F140 40404040 4040D7D6 |.....2.....func1 PO.....|
+000040 21007040 E2C9E74B C3D9E3D3 4BC34DD4 D6C4E4D3 C5F15D40 40404040 40404040 40404040 |SIX.CRTL.C(MODULE1)|

:

+000240 21007240 00000000 00000000 00000000 00000000 00000000 00000000 00000000 00000000 |.....|
+000260 21007260 - +004A5F 2100BA5F same as above

```

```

Additional Heap, heapid = 20FCAE2C : 2100C000
+000000 2100C000 C8C1D5C3 20FCAE2C 20FCAE2C 20FCAE2C 2100C000 2100C3D0 000003E8 00000018 |HANC.....C....Y....|
+000020 2100C020 2100C000 00000050 00000000 209003AC 20900310 2100C098 20FEBF90 46F11000 |.....&.....q.....1..|
+000040 2100C040 00000003 20900580 00020000 2100C078 00000000 20900310 20900310 00000000 |.....|

```

```

+0003C0 2100C3C0 00000000 209014F8 20901C78 00000000 00000000 00000000 00000000 00000000 |.....8.....|
+0003E0 2100C3E0 00000000 00000000 00000000 00000000 00000000 00000000 00000000 00000000 |.....|

```

[7]File Status and Attributes:

```

File Control Block: 20FF5B10
+000000 20FF5B10 20FF5F0D 00000000 000003DB 20FF5BE0 20FF5C00 10000000 20FF5CCC 00000011 |..^.....$.**.*.....|
+000020 20FF5B30 00000044 00000000 00000000 20FF4038 00000000 00000000 20FF5B10 00000000 00000000 |.....$.|
+000040 20FF5B50 00000000 FFFFFFFF 00080055 20FF5C44 20FF5C44 20CCCCDA0 20CCCCB90 20CCCC7B0 |.....*.*.....G|
+000060 20FF5B70 20CCC558 20C41548 00000000 00000400 00000400 00000000 00000000 00000400 |..E..D.....|
+000080 20FF5B90 20FF5EE8 00000000 00000000 00000000 00000000 00000000 00000000 00000000 |..;Y.;Y.....|
+0000A0 20FF5BB0 00000000 00000000 00000000 00000000 20C3C4C8 00000000 00000000 00000000 |.....CDH.....|
+0000C0 20FF5BD0 43020008 40001100 00000000 2090DE68 58FF0008 07FF0000 20C3C830 00000000 |.....CH.....|
+0000E0 20FF5BF0 00000000 00000000 00000000 00000000 58FF0008 07FF0000 20CCEFF0 00000000 |.....|
+000100 20FF5C10 00000000 00000000 00000000 00000000 00000000 00000000 00000000 00000000 |.....|
+000120 20FF5C30 00000000 00000000 00000000 00000000 00000000 D4C5D4D6 20FF5D18 20FF5D8C |.....MEMO...)|

```

fldata FOR FILE: HEALY.MEMORY.DATA

```

--recfmF:1..... 1
--recfmV:1..... 0
--recfmU:1..... 0
--recfmS:1..... 0
--recfmBlk:1..... 0
--recfmASA:1..... 0
--recfmM:1..... 0
--recfmP0:1..... 0
--dsorgPDSmem:1... 0
--dsorgPDSdir:1... 0
--dsorgPS:1..... 0
--dsorgConcat:1... 0
--dsorgMem:1..... 1
--dsorgHiper:1... 0
--dsorgTemp:1.... 0
--dsorgVSAM:1.... 0
--dsorgHFS:1..... 0
--openmode:2..... 1
--modeflag:4..... 2
--dsorgPDSE:1.... 0
--reserve2:4..... 0
--device..... 8
--blksize..... 1024
--maxreclen..... 1024
--access_method... 0(0)
--noseek_to_seek... 0(0)
--dsname..... HEALY.MEMORY.DATA

```

FILE pointer..... 20FF5AFC

Buffer at current file position: 20FF5EE8

```

+000000 20FF5EE8 A2969485 408481A3 81A29694 85409496 99854084 81A38185 A5859540 94969985 |some datasome more dataeven more|
+000020 20FF5F08 408481A3 81000000 00000000 00000000 00000000 00000000 00000000 00000000 |data.....|
+000040 20FF5F28 00000000 00000000 00000000 00000000 00000000 00000000 00000000 00000000 |.....|
+000060 20FF5F48 - +0003FF 20FF62E7 same as above
Saved Buffer..... NULL

```

File Control Block: 20FF4038

```

+000000 20FF4038 20FF4314 00000000 00000400 20FF4108 20FF4128 90000000 20FF41F4 00000011 |.....4....|
+000020 20FF4058 00000044 00000000 00000000 2090E100 20FF5B10 20FF4038 00000000 E2E8E2F0 |.....$.SYS0|
+000040 20FF4078 F0F0F0F1 FFFFFFFF 0000003C 20FF416C 20FF416C 20CB4490 20CB7A58 20CB1240 |0001.....%..%.....|
+000060 20FF4098 20CB3928 20CB0270 00000000 00000404 00001800 20FF5AEA 00000000 00001801 |.....!|
+000080 20FF40B8 20FF42E8 20FF4314 20FF4314 00000000 00000000 00000000 00000000 00000000 |..Y.....|
+0000A0 20FF40D8 0000001B 00000000 00000000 00000000 20C3C4C8 00000000 00000000 00000000 |.....CDH.....|
+0000C0 20FF40F8 43120020 28440100 00000000 2090DE68 58FF0008 07FF0000 20C3C830 00000000 |.....CH.....|
+0000E0 20FF4118 00000000 00000000 00000000 00000000 58FF0008 07FF0000 20CB8278 00000000 |.....b.....|
+000100 20FF4138 00000000 00000000 00000000 00000000 00000000 00000000 00000000 00000000 |.....|
+000120 20FF4158 00000000 00000000 00000000 00000000 00000000 D6E2E5C6 20C3C830 20CB8278 |.....0SVF.CH...b|

```

fldata FOR FILE: 'HEALY.MYFILE.DATA'

```

--recfmF:1..... 0
--recfmV:1..... 1
--recfmU:1..... 0
--recfmS:1..... 0
--recfmBlk:1..... 1
--recfmASA:1..... 0
--recfmM:1..... 0
--recfmP0:1..... 0
--dsorgPDSmem:1... 0
--dsorgPDSdir:1... 0
--dsorgPS:1..... 1
--dsorgConcat:1... 0
--dsorgMem:1..... 0
--dsorgHiper:1... 0
--dsorgTemp:1.... 0
--dsorgVSAM:1.... 0
--dsorgHFS:1..... 0
--openmode:2..... 0
--modeflag:4..... 2
--dsorgPDSE:1.... 0
--reserve2:4..... 0
--device..... 0
--blksize..... 6144
--maxreclen..... 1024
--access_method... 1(1)
--noseek_to_seek... 0(0)
--dsname..... HEALY.MYFILE.DATA

```

FILE pointer..... 20FF4024

ddname..... SYS00001

Buffer at current file position: 20FF42E8

```

+000000 20FF42E8 00280000 000C0000 99858396 998440F1 000C0000 99858396 998440F2 000C0000 |.....record 1...record 2....|
+000020 20FF4308 99858396 998440F3 00040000 00000000 00000000 00000000 00000000 00000000 |record 3.....|
+000040 20FF4328 00000000 00000000 00000000 00000000 00000000 00000000 00000000 00000000 |.....|
+000060 20FF4348 - +0003FF 20FF46E7 same as above
Saved Buffer..... NULL

```

Write Data Control Block: 00015020

```

+000000 00015020 20FF42A8 00000000 000B0003 00E02026 002FE5A2 00000001 00004000 00006D40 |...y.....Vs.....|

```

```

+000020 00015040 86000000 500157D0 00CC2424 008CED84 12B745B8 00B7E220 0A000000 00001800 |f...&.....d.....S.....|
+000040 00015060 30013030 00006DB0 01C45470 00C45470 00000404 00C45A08 90ECD00C 18BF58A0 |....._..D...D.....D!.....|
read/update DCB..... NULL

Write Data Control Block Extension: 20FF42A8
+000000 20FF42A8 C4C32C5 00380000 00015020 00000000 C0880000 00000000 00000000 00000000 |DCBE.....&.....h.....|
+000020 20FF42C8 00000000 00000000 20B74AB2 20B74A54 00000000 00000100 80001810 20FF4000 |.....|
read/update DCBE..... NULL

Job File Control Block: 000157E8
+000000 000157E8 C8C5C1D3 E84BD4E8 C6C9D3C5 4BC4C1E3 C1404040 40404040 40404040 40404040 |HEALY.MYFILE.DATA|
+000020 00015808 40404040 40404040 40404040 40404040 40404040 80000000 00000000 00000000 |.....|
+000040 00015828 00000200 00000000 00000000 00000000 6B000A00 00000040 00000000 00000000 |.....|
+000060 00015848 00000000 00000000 00000000 00000000 00000000 0001E2D3 F8C2F1F3 40404040 |.....SL8B13|
+000080 00015868 40404040 40404040 40404040 40404040 40404040 000003AF 00000000 00000000 |.....|
+0000A0 00015888 00000000 00000000 00000000 00000100 80000038 00015000 000158A0 20FF42E8 |.....|
|.....&.....Y|

[8]__amrc_type structure: 20FCDAB8
+000000 20FCDAB8 00000000 00000000 00000007 00000000 00000000 00000000 00000000 00000000 |.....|
+000020 20FCDAB8 00000000 00000000 00000000 00000000 00000000 00000000 00000000 00000000 |.....|
+000040 20FCDAB8 - +0000FF 20FCDBB7 same as above
amrc __code union fields
__error..... 0(0)
__abend.__syscode..... 0(0)
__abend.__rc..... 0(0)
__feedback.rc..... 0(0)
__feedback.__ftncd..... 0(0)
__feedback.__fdbk..... 0(0)
__alloc.__svc99_info.... 0(0)
__alloc.__svc99_error... 0(0)

__RBA..... 0(0)
__last_op..... 7(7)
__msg.__str..... NULL
__msg.__parm0..... 0(0)
__msg.__parm1..... 0(0)
__msg.__str2..... NULL
__rplfdbwd..... 0x00000000
__amrc_noseek_to_seek... 0(0)
__XRBA..... 0(0000000000000000)
__amrc2_type structure: 20FCD9B8
+000000 20FCD9B8 00000000 00000000 00000000 00000000 00000000 00000000 00000000 00000000 |.....|
__error2..... 0(0)
__fileptr..... NULL

Process Control Blocks:

PCB: 20912198
+000000 20912198 C3C5C5D7 C3C24040 03030288 00000000 00000000 00000000 209123D0 A0AF74D0 |CEEPCB ...h.....j.....|
+000020 209121B8 A0AEDB50 A0AF4A08 A0AF4528 20908AE8 20911F68 00000000 00000000 20912648 |...&.....Y.j.....j..|
+000040 209121D8 A0AF4858 7F800000 00000000 000141D4 00000000 80000000 00000000 00000000 |...".M.....|

MEML: 209123D0
+000000 209123D0 00000000 00000000 209945B0 00000000 00000000 00000000 209945B0 00000000 |.....I.....I.....|
+000020 209123F0 00000000 00000000 209945B0 00000000 2090DE68 00000000 A0B07F78 20FC7000 |.....I.....I.....|
+000040 20912410 00000000 00000000 209945B0 00000000 00000000 00000000 209945B0 00000000 |.....I.....I.....|
+000060 20912430 - +00011F 209124EF same as above

Additional Language Specific Information:

[9]errno information :
Thread Id .... 8000000000000000 Errno ..... 0 Errnojr .... 00000000
CEE3846I CEEEDUMP Processing completed.

```

Finding C/C++ information in a Language Environment dump

When a Language Environment traceback or dump is generated for a COBOL routine, information is provided that is unique to COBOL routines. COBOL-specific information includes:

- Control block information for active routines
- Condition information for active routines
- Enclave level data

Each of the unique COBOL sections of the Language Environment dump are described in [Table 39 on page 187](#).

Table 39. Contents of the COBOL sections of Language Environment

Section Number and Heading	Contents
[1] Storage for Active Routines	Shows the DSAs for the active C and C++ routines. To relate a DSA frame to a particular function name, use the address associated with the frame to find the corresponding DSA. In this example, the function func1 DSA address is X'20FCB468'.

Table 39. Contents of the COBOL sections of Language Environment (continued)

Section Number and Heading	Contents
[2] Control Blocks Associated with the Active Thread	<p>Contains the following information:</p> <ul style="list-style-type: none"> • Fields from the CAA • Fields specific from the CTHD and CEDB • Signal information
[2A] C/C++ CAA Fields	<p>Contains several fields that the C/C++ programmer can use to find information about the runtime environment. For each COBOL program, there is a C-C++ Specific Thread area and a C-C++ Specific Enclave area.</p>
[2B] C-C++ Specific CAA	<p>The C-C++ specific CAA fields that are of interest to users are described below.</p> <p>errno value A variable used to display error information. Its value can be set to a positive number that corresponds to an error message. The functions <code>perrot()</code> and <code>strerror()</code> print the error message that corresponds to the value of <code>errno</code>.</p> <p>Memory file control block You can use the memory file control block (MFCB) to locate additional information about memory files. This control block resides at the COBOL thread level. For more information about the MFCB, see “Memory file control block” on page 189.</p> <p>Open FCB chain A pointer to the start of a linked list of open file control blocks (FCBs). For more information about FCBs, see File Control Block Information.</p>
[3] Signal Information	<p>When the POSIX(OFF) runtime option is specified, signal information is provided in the dump to aid you in debugging. For each signal that is disabled with SIG_IGN, an entry value of 00000001 is made in the first field of the Signal Information field for the specified signal name.</p> <p>For each signal that has a handler registered, the signal name and the handler name are listed. If the handler is a fetched C function, the value @@FECB is entered as the function name and the address of the fetched pointer is in the first field.</p> <p>If you compile a C routine as NORENT, the WSA address is not available (N/A). For more information about the <code>signal</code> function, see z/OS XL C/C++ Programming Guide.</p>
[4] WSA Address	<p>The WSA Address is the base address of the writable static area which is available for all C and C++ programs except C programs compiled with the NORENT compile option.</p>
[5] atexit() Information	<p>Lists the functions registered with the <code>atexit()</code> function that would be run at normal termination. The functions are listed in chronological order of registration.</p> <p>If you compile a C routine as NORENT, the WSA address is not available (N/A). For more information about the <code>atexit()</code> function, see atexit() — Register program termination function in z/OS XL C/C++ Runtime Library Reference.</p>
[6] fetch() Information	<p>Shows information about modules that you have dynamically loaded using <code>fetch()</code>. For each module that was fetched, the <code>fetch()</code> pointer and the function pointer are included.</p> <pre>ptr1 = fetch("MOD");</pre> <p>If you compile a C routine as NORENT, the WSA address is not available (N/A). For more information about the <code>fetch()</code> function, see z/OS XL C/C++ Programming Guide.</p>

Table 39. Contents of the COBOL sections of Language Environment (continued)

Section Number and Heading	Contents
[7] File Control Block Information	<p>Includes the file control block (FCB) information for each C/C++ file. The FCB contains file status and attributes for files open during C/C++ active routines. You can use this information to find the data set or file name. The FCB is a handle that points to the following file information, which is displayed when applicable, for the file:</p> <ul style="list-style-type: none"> • Access method control block (ACB) address • Data control block (DCB) address • Data control block extension (DCBE) address • Job file control block (JFCB) address • RPL address • Current buffer address • Saved buffer address • ddname <p>Not all FCB fields are always filled in. For example, RPLs are used only for VSAM data sets. The ddname field contains blanks if it is not used.</p> <p>The save block buffer represents auxiliary buffers that are used to save the contents of the main buffers. Such saving occurs only when a reposition is performed and there is new data; for example, an incomplete text record or an incomplete fixed-block standard (FBS) block in the buffers that cannot be flushed out of the system.</p> <p>Because the main buffers represent the current position in the file, while the save buffers merely indicate a save has occurred, check the save buffers only if data appears to be missing from the external device and is not found in the main buffers. Also, do not infer that the presence of save buffers means that data present there belongs at the end of the file. (The buffers remain, even when the data is eventually written.)</p> <p>For information about the job file control block, see <i>z/OS MVS Data Areas</i> in the z/OS Internet library (www.ibm.com/servers/resourcelink/svc00100.nsf/pages/zosInternetLibrary).</p>
[8] Information for __amrc	<p>__amrc is a structure defined in the <code>stdio.h</code> header file to assist in determining errors resulting from I/O operations. The contents of __amrc can be checked for system information, such as the return code for VSAM. Certain fields of the __amrc structure can provide useful information about what occurred previously in your routine. For more information about __amrc, see “Debugging C/C++ programs” on page 165 and Using the __amrc structure in z/OS XL C/C++ Programming Guide.</p>
[9] Errno Information	<p>Shows the thread ID of the thread that generated the dump and the settings of the <code>errno</code> and <code>errnojr</code> variables for that thread. Both the <code>errno</code> and the <code>errnojr</code> variables contain the return code of the last failing z/OS UNIX system service call. These variables provide z/OS UNIX application programs access to diagnostic information returned from an underlying z/OS UNIX callable service. For more information about these return and reason codes, see Return codes (errnos) and Reason codes in <i>z/OS UNIX System Services Messages and Codes</i>.</p>

Memory file control block

This section of the dump holds the following memory file control block information for each memory file the routine uses. A sample memory file control block is shown in [Figure 59 on page 190](#).

Memory file name

The name assigned to this memory file.

First memory data space

A dump of the first 1K maximum of actual user data associated with this memory file.

```

Memory File Control Block: 046F5CD0
+000000 046F5CD0 046F5D40 00000001 00000000 00000000 046F5BA8 00010000 046F5E48 00000013 |.?) .....?$......?;.....|
+000020 046F5CF0 00000014 00000000 00000000 00000000 00000000 046F5BA8 00000000 00000000 |.....?$......?;.....|
+000040 046F5D10 046F5CD0 00000000 00000000 00000000 00000000 00000000 00000000 046F5D40 |.?*.....?;.....?;.....|
+000060 046F5D30 00010000 00000000 00000000 00000000 00000000 00000000 046F5E68 00000001 |.....?;.....?;.....|
memory file name..... TS0ID.MEMORY.DATA
First memory data space: 046F5E68
+000000 046F5E68 93899585 40F19389 958540F2 93899585 40F30000 00000000 00000000 00000000 |line 1line 2line 3.....|

```

Figure 59. Memory file control block

Additional floating-point registers

The Language Environment dump formats Additional Floating Point (AFP) registers and Floating Point Control (FPC) registers when the AFP suboption of the FLOAT XL C/C++ compiler option is specified and the registers are needed. These floating-point registers are displayed in three sections of the CEE3DUMP: Registers on Entry to CEE3DUMP; Parameters, Registers, and Variables; and Condition Information for Active Routines. Samples of each section are given. For information on the FLOAT XL C/C++ compiler option, see *z/OS XL C/C++ User's Guide*.

Registers on entry to CEE3DUMP

This section of the Language Environment dump displays the sixteen floating-point registers. [Figure 60](#) on page 190 shows sample output. Note that the high half of general purpose register 14 at entry to CEE3DUMP is not available and is shown in the dump as *****.

```

:
CEE3DUMP called by program unit ./celdll.c (entry point dump_n_perc) at statement 34 (offset +0000017A).
Registers on Entry to CEE3DUMP:

PM..... 0100
GPR0..... 00000000_183F8BE8  GPR1..... 00000000_00023D38  GPR2..... 00000000_00023E98  GPR3..... 00000000_1840E792
GPR4..... 00000000_00023D98  GPR5..... 00000000_183F8CD0  GPR6..... 00000000_00023D48  GPR7..... 00000000_0002297F
GPR8..... 00000000_17F4553D  GPR9..... 00000000_183F6870  GPR10.... 00000000_17F4353F  GPR11.... 00000000_17FA0550
GPR12.... 00000000_00015920  GPR13.... 00000000_00023CA0  GPR14.... *****_800180E2  GPR15.... 00000000_97F57FE8
FPC..... 40084000
FPR0..... 40260000 00000000  FPR1..... 41086A00 00000000
FPR2..... 00000000 00000000  FPR3..... 3F8CAC08 3126E979
FPR4..... 3FF33333 33333333  FPR5..... 40C19400 00000000
FPR6..... 3F661E4F 765FD8AE  FPR7..... 3FF06666 66666666
FPR8..... 3FF33333 33333333  FPR9..... 00000000 00000000
FPR10.... 3FF33333 33333333  FPR11.... 00000000 00000000
FPR12.... 40260000 00000000  FPR13.... 00000000 00000000
FPR14.... 40220000 00000000  FPR15.... 00000000 00000000
:

```

Figure 60. Registers on entry to CEE3DUMP

Parameters, registers, and variables for active routines

This section of the Language Environment dump displays the non-volatile floating-point registers that are saved in the stack frame. The registers are only displayed if the program owning the stack frame saved them. Dashes are displayed in the registers when the register values are not saved. A sample output is shown.

```

Parameters, Registers, and Variables for Active Routines:
:
  goo (DSA address 000213B0):
    Saved Registers:
      GPR0..... 183F6CC0  GPR1..... 00021278  GPR2..... 183F6870  GPR3..... 17F01DC2
      GPR4..... 000000F8  GPR5..... 183F6968  GPR6..... 17F02408  GPR7..... 000212EC
      GPR8..... 000212F0  GPR9..... 80000000  GPR10..... 98125022  GPR11..... 80007F98
      GPR12..... 00015920  GPR13..... 000213B0  GPR14..... 97F01E1E  GPR15..... 0000002F
      FPR0..... 3FF33333  33333333  FPR9..... -----
      FPR10..... 3FF33333  33333333  FPR11..... -----
      FPR12..... 40260000  00000000  FPR13..... -----
      FPR14..... 40220000  00000000  FPR15..... -----
    GPREG STORAGE:
      Storage around GPR0 (183F6CC0)
:

```

Figure 61. Parameters, registers, and variables for active routines

Condition information for active routines

This section of the Language Environment dump displays the floating-point registers when they are saved in the machine state; [Figure 62 on page 191](#) shows sample output.

```

:
Condition Information for Active Routines
Condition Information for ./celsamp.c (DSA address 000213B0)
CIB Address: 00021F90
Current Condition:
  CEE3224S The system detected an IEEE division-by-zero exception.
Location:
  Program Unit: ./celsamp.c
  Program Unit:Entry:      goo Statement: 78 Offset: +000000BA
Machine State:
  ILC..... 0004      Interruption Code..... 0007
  PSW..... 078D0400  97F01E46
  GPR0..... 00000000  183F6CC0  GPR1..... 00000000  00021278  GPR2..... 00000000  183F6870  GPR3..... 00000000  17F01DC2
  GPR4..... 00000000  000000F8  GPR5..... 00000000  183F6968  GPR6..... 00000000  17F02408  GPR7..... 00000000  000212EC
  GPR8..... 00000000  000212F0  GPR9..... 00000000  80000000  GPR10..... 00000000  98125022  GPR11..... 00000000  80007F98
  GPR12..... 00000000  00015920  GPR13..... 00000000  000213B0  GPR14..... 00000000  97F01E1E  GPR15..... 00000000  0000002F
  FPC..... 40084000
  FPR0..... 40260000  00000000  FPR1..... 41086A00  00000000
  FPR2..... 00000000  00000000  FPR3..... 3F8CAC08  3126E979
  FPR4..... 3FF33333  33333333  FPR5..... 40C19400  00000000
  FPR6..... 3F661E4F  765FD8AE  FPR7..... 3FF06666  66666666
  FPR8..... 3FF33333  33333333  FPR9..... 00000000  00000000
  FPR10..... 3FF33333  33333333  FPR11..... 00000000  00000000
  FPR12..... 40260000  00000000  FPR13..... 00000000  00000000
  FPR14..... 40220000  00000000  FPR15..... 00000000  00000000
Storage dump near condition, beginning at location: 17F01E32
+000000 17F01E32 68201008 58100F0 68401010 B31B0024 B31D0002 B3050000 5820D0F4 584031C2
&Lv;.....0. ....4. .B&Lv;
:

```

Figure 62. Condition information for active routines

Vector registers

The Language Environment dump formats vector registers when the vector registers are needed. These vector registers are displayed in three sections of the CEEDUMP: Registers on Entry to CEE3DMP; Parameters, Registers, and Variables; and Condition Information for Active Routines. Samples of each section are given.

Registers on entry to CEE3DMP

This section of the Language Environment dump displays the 32 vector registers. [Figure 63 on page 192](#) shows sample output.

```

:
CEE3845I CEE3DMP Processing started.
CEE3DMP called by program unit (entry point gen_ceedump) at offset +000001F2.

Registers on Entry to CEE3DMP:

PM..... 0100
GPR0..... 00000000_25F2A6B0 GPR1..... 00000000_25F2A4F8 GPR2..... FFFFFFFF_25F2A5AC GPR3..... FFFFFFFF_25700C7C
GPR4..... FFFFFFFF_25F2A55C GPR5..... FFFFFFFF_25702CE0 GPR6..... FFFFFFFF_000000CC GPR7..... FFFFFFFF_2570F4D8
GPR8..... FFFFFFFF_00000030 GPR9..... FFFFFFFF_80000000 GPR10..... FFFFFFFF_A5EEB602 GPR11..... FFFFFFFF_A57D50A8
GPR12..... FFFFFFFF_25722170 GPR13..... 00000000_25F2A460 GPR14..... *****_A5700AAC GPR15..... 00000000_A5743830
FPC..... 0000FE00
FPR0..... 00000000 33330000 FPR1..... 01000000 33330000
FPR2..... 02000000 33330000 FPR3..... 03000000 33330000
FPR4..... 04000000 33330000 FPR5..... 05000000 33330000
FPR6..... 06000000 33330000 FPR7..... 07000000 33330000
FPR8..... 08000000 33330000 FPR9..... 09000000 33330000
FPR10..... 0A000000 33330000 FPR11..... 0B000000 33330000
FPR12..... 0C000000 33330000 FPR13..... 0D000000 33330000
FPR14..... 0E000000 33330000 FPR15..... 0F000000 33330000
VR0..... 00000000 33330000 00000000 33330000 VR1..... 01000000 33330000 01000000 33330000
VR2..... 02000000 33330000 02000000 33330000 VR3..... 03000000 33330000 03000000 33330000
VR4..... 04000000 33330000 04000000 33330000 VR5..... 05000000 33330000 05000000 33330000
VR6..... 06000000 33330000 06000000 33330000 VR7..... 07000000 33330000 07000000 33330000
VR8..... 08000000 33330000 08000000 33330000 VR9..... 09000000 33330000 09000000 33330000
VR10..... 0A000000 33330000 0A000000 33330000 VR11..... 0B000000 33330000 0B000000 33330000
VR12..... 0C000000 33330000 0C000000 33330000 VR13..... 0D000000 33330000 0D000000 33330000
VR14..... 0E000000 33330000 0E000000 33330000 VR15..... 0F000000 33330000 0F000000 33330000
VR16..... 10000000 33330000 10000000 33330000 VR17..... 11000000 33330000 11000000 33330000
VR18..... 12000000 33330000 12000000 33330000 VR19..... 13000000 33330000 13000000 33330000
VR20..... 14000000 33330000 14000000 33330000 VR21..... 15000000 33330000 15000000 33330000
VR22..... 16000000 33330000 16000000 33330000 VR23..... 17000000 33330000 17000000 33330000
VR24..... 18000000 33330000 18000000 33330000 VR25..... 19000000 33330000 19000000 33330000
VR26..... 1A000000 33330000 1A000000 33330000 VR27..... 1B000000 33330000 1B000000 33330000
VR28..... 1C000000 33330000 1C000000 33330000 VR29..... 1D000000 33330000 1D000000 33330000
VR30..... 1E000000 33330000 1E000000 33330000 VR31..... 1F000000 33330000 1F000000 33330000
:

```

Figure 63. Registers on entry to CEE3DMP

Parameters, registers, and variables for active routines

This section of the Language Environment dump displays the non-volatile vector registers that are saved in the stack frame. The registers are only displayed if the program owning the stack frame saved them. Asterisks are displayed in the registers when the register values are not saved. A sample output is shown.

```

Parameters, Registers, and Variables for Active Routines:
:
goo (DSA address 000213B0):
  Saved Registers:
    GPR0..... 183F6CC0 GPR1..... 00021278 GPR2..... 183F6870 GPR3..... 17F01DC2
    GPR4..... 000000F8 GPR5..... 183F6968 GPR6..... 17F02408 GPR7..... 000212EC
    GPR8..... 000212F0 GPR9..... 80000000 GPR10..... 98125022 GPR11..... 80007F98
    GPR12..... 00015920 GPR13..... 000213B0 GPR14..... 97F01E1E GPR15..... 0000002F
    FPR8..... 3FF33333 33333333 FPR9..... *****
    FPR10..... 3FF33333 33333333 FPR11..... *****
    FPR12..... 40260000 00000000 FPR13..... *****
    FPR14..... 40220000 00000000 FPR15..... *****
    VR16..... 01600000 33330000 01600000 33330000 VR17..... 11000000 33330000 11000000 33330000
    VR18..... ***** VR19..... *****
    VR20..... ***** VR21..... *****
    VR22..... ***** VR23..... *****
  GPREG STORAGE:
    Storage around GPR0 (183F6CC0)
:

```

Figure 64. Parameters, registers, and variables for active routines

Condition information for active routines

This section of the Language Environment dump displays the vector registers when they are saved in the machine state; [Figure 65 on page 193](#) shows sample output.

```

:
Condition Information for Active Routines
Condition Information for (DSA address 25F27230)
CIB Address: 25F28560
Current Condition:
CEE3224S The system detected an IEEE division-by-zero exception.
Location:
Program Unit:Entry: goo Statement: 78 Offset: +000000BA
Machine State:
ILC..... 0004 Interruption Code..... 0007
PSW..... 078D0400 A570093C
GPR0..... 00000000_183F6CC0 GPR1..... 00000000_00021278 GPR2..... 00000000_183F6870 GPR3..... 00000000_17F01DC2
GPR4..... 00000000_000000F8 GPR5..... 00000000_183F6968 GPR6..... 00000000_17F02408 GPR7..... 00000000_000212EC
GPR8..... 00000000_000212F0 GPR9..... 00000000_80000000 GPR10..... 00000000_98125022 GPR11..... 00000000_80007F98
GPR12..... 00000000_00015920 GPR13..... 00000000_000213B0 GPR14..... 00000000_97F01E1E GPR15..... 00000000_0000002F
FPC..... 40084000
FPR0..... 40260000 00000000 FPR1..... 41086A00 00000000
FPR2..... 00000000 00000000 FPR3..... 3F8CAC08 3126E979
FPR4..... 3FF33333 33333333 FPR5..... 40C19400 00000000
FPR6..... 3F661E4F 765FD8AE FPR7..... 3FF06666 66666666
FPR8..... 3FF33333 33333333 FPR9..... 00000000 00000000
FPR10..... 3FF33333 33333333 FPR11..... 00000000 00000000
FPR12..... 40260000 00000000 FPR13..... 00000000 00000000
FPR14..... 40220000 00000000 FPR15..... 00000000 00000000
VR0..... 40260000 00000000 00000000 33330000 VR1..... 41086A00 00000000 01000000 33330000
VR2..... 00000000 00000000 02000000 33330000 VR3..... 3F8CAC08 3126E979 03000000 33330000
VR4..... 3FF33333 33333333 04000000 33330000 VR5..... 40C19400 00000000 05000000 33330000
VR6..... 3F661E4F 765FD8AE 06000000 33330000 VR7..... 3FF06666 66666666 07000000 33330000
VR8..... 3FF33333 33333333 08000000 33330000 VR9..... 00000000 00000000 09000000 33330000
VR10..... 3FF33333 33333333 0A000000 33330000 VR11..... 00000000 00000000 0B000000 33330000
VR12..... 40260000 00000000 0C000000 33330000 VR13..... 00000000 00000000 0D000000 33330000
VR14..... 40220000 00000000 0E000000 33330000 VR15..... 00000000 00000000 0F000000 33330000
VR16..... 10000000 33330000 10000000 33330000 VR17..... 11000000 33330000 11000000 33330000
VR18..... 12000000 33330000 12000000 33330000 VR19..... 13000000 33330000 13000000 33330000
VR20..... 14000000 33330000 14000000 33330000 VR21..... 15000000 33330000 15000000 33330000
VR22..... 16000000 33330000 16000000 33330000 VR23..... 17000000 33330000 17000000 33330000
VR24..... 18000000 33330000 18000000 33330000 VR25..... 19000000 33330000 19000000 33330000
VR26..... 1A000000 33330000 1A000000 33330000 VR27..... 1B000000 33330000 1B000000 33330000
VR28..... 1C000000 33330000 1C000000 33330000 VR29..... 1D000000 33330000 1D000000 33330000
VR30..... 1E000000 33330000 1E000000 33330000 VR31..... 1F000000 33330000 1F000000 33330000

Storage dump near condition, beginning at location: 25700928
+000000 25700928 513C500 D09C0DEF 5810D0A0 41000005 50001000 58F03004 41405158 4110D098 &Lv;.....
:

```

Figure 65. Condition information for active routines

Sample Language Environment dump with XPLINK-specific information

The programs `tranmain` (Figure 66 on page 194) and `trand11` (Figure 67 on page 194) were used to produce a Language Environment dump. The Language Environment dump produced by running these program is shown in “[Example dump of calling between XPLINK and non-XPLINK programs](#)” on page 194. The dump shows XPLINK-compiled routines calling NOXPLINK-compiled routines, and NOXPLINK-compiled routines calling XPLINK-compiled routines. The program `tranmain` was compiled XPLINK and `trand11` was compiled NOXPLINK. Each was link-edited as a separate program object with the sidedeck from the other. Explanations for some of the sections are in “[Finding XPLINK information in a Language Environment dump](#)” on page 196.

```

#pragma runopts(TRACE(ON,1M,NODUMP,LE=1),XPLINK(ON),TERMTHDACT(UADUMP))
#include <stdio.h>
#pragma export(tran2)

int tran1(int, int, int, long double, int);
int tran3(int, int, int, long double, int);

void main(void) {

int          parm1 = 0x11111111;
int          parm2 = 0x22222222;
int          parm3 = 0x33333333;
long double  parm4 = 1234.56789;
int          parm5 = 0x55555555;
int          retval;

    printf("Main: Call Tran1\n");
    retval = tran1(parm1,parm2,parm3,parm4,parm5);
    printf("Main: Return value from Tran1 = %d\n",retval);
}
int tran2(int parm1,int parm2,int parm3,long double parm4,int parm5) {

int          retval;

    printf("Tran2: Call Tran3\n");
    retval = tran3(parm1,parm2,parm3,parm4,parm5);
    printf("Tran2: Return value from Tran3 = %d\n",retval);
    return retval;
}

```

Figure 66. Sample XPLINK-compiled program (tranmain) which calls a NOXPLINK-compiled program

```

#include <stdio.h>
#include <ctest.h>
#include <leawi.h>
#pragma export(tran1)
#pragma export(tran3)

int tran2(int, int, int, long double, int);
int tran1(int parm1,int parm2,int parm3,long double parm4,int parm5) {

int          retval;

    printf("Tran1: Call Tran2\n");
    retval = tran2(parm1,parm2,parm3,parm4,parm5);
    printf("Tran1: Return value from Tran2 = %d\n",retval);
    return retval;
}
int tran3(int parm1,int parm2,int parm3,long double parm4,int parm5) {

_INT4 code, timing;

    code = 1001;    /* Abend code to issue */
    timing = 1;
    printf("Tran3: About to ABEND\n");
    CEE3ABD(&code,&timing);

    return parm1 + parm2 + parm3;
}

```

Figure 67. Sample NOXPLINK-compiled program (trandll) which calls an XPLINK-compiled program

Example dump of calling between XPLINK and non-XPLINK programs

This article displays an example dump of calling between XPLINK and non-XPLINK programs.

```

CEE3DMP V1 R12.0: Condition processing resulted in the unhandled condition.      03/18/10 3:58:00 PM      Page:    1
ASID: 0041   Job ID: JOB26310   Job name: XNTRAN   Step name: STEP1   UserID: HEALY

CEE3845I CEEDUMP Processing started.

Information for enclave main

Information for thread 8000000000000000

[1]Traceback:
DSA  Entry      E Offset Statement      Load Mod      Program Unit      Service  Status
1    CEEHDSP     +00004030 CEEPLPKA      CEEHDSP        D1908    Call
2    CEL4ABD0    +0000024C CEEPLPKA      CEL4ABD0       D1908    Exception
3    CEEHABD     +00000074 CEEPLPKA      CEEHABD        D1908    Call

```

4	tran3	+000000D6	26	XNTDLL	trandll.c		Call
5	CEEVRONU	+00001026		CEEPLPKA	CEEVRONU	D1908	Call
6	tran2	+00000070	27	XNTRAN	tranmain.c		Call
7	CEEVROND	+000011FA		CEEPLPKA			Call
8	tran1	+000000F2	14	XNTDLL	trandll.c		Call
9	CEEVRONU	+00001026		CEEPLPKA	CEEVRONU	D1908	Call
10	main	+0000008C	18	XNTRAN	tranmain.c		Call
11	CEEVROND	+000011FA		CEEPLPKA			Call
12	EDCZHINV	+000000B4		CELVH003	EDCZHINV	D1908	Call
13	CEEBBEXT	+000001B6		CEEPLPKA	CEEBBEXT	D1908	Call

DSA	DSA Addr	E Addr	PU Addr	PU Offset	Comp Date	Compile Attributes
1	2110CB08	209C4238	209C4238	+00004030	20061215	CEL
2	2110CA60	20AFC408	20AFC408	+0000024C	20061215	CEL
3	2110C9C8	209BFC00	209BFC00	+00000074	20061215	CEL
4	2110C910	212BB8C0	212BB8C0	+000000D6	20000505	C/C++
5	2110C750	20ACCA58	20ACCA58	+00001026	20061215	CEL
6	212B6530	209000E8	209000E8	+00000070	20000421	C/C++ XPLINK EBCDIC HFP
7	212B6580	20ACAAA0	20ACAAA0	+00001252	20061215	CEL XPLINK EBCDIC HFP
8	2110C500	212BBA40	212BBA40	+000000F2	20000505	C/C++
9	2110C340	20ACCA58	20ACCA58	+00001026	20061215	CEL
10	212B6680	20900218	20900218	+0000008C	20000421	C/C++ XPLINK EBCDIC HFP
11	212B6720	20ACAAA0	20ACAAA0	+00001252	20061215	CEL XPLINK EBCDIC HFP
12	2110C0F0	20C386A8	20C386A8	+000000B4	20061214	LIBRARY
13	2110C030	20992208	20992208	+000001B6	20061215	CEL

Fully Qualified Names

DSA	Entry	Program Unit	Load Module
4	tran3	./trandll.c	XNTDLL
6	tran2	./tranmain.c	XNTRAN
8	tran1	./trandll.c	XNTDLL
10	main	./tranmain.c	XNTRAN

Condition Information for Active Routines

Condition Information for CEL4ABD0 (DSA address 2110CA60)

CIB Address: 2110D428

Current Condition:

CEE0198S The termination of a thread was signaled due to an unhandled condition.

Original Condition:

CEE3250C The system or user abend U1001 R=00000000 was issued.

Location:

Program Unit: CEL4ABD0 Entry: CEL4ABD0 Statement: Offset: +0000024C

Machine State:

ILC..... 0002 Interruption Code..... 0000

PSW..... 078D1400 A0AFC54

GPR0..... 00000000 84000000 GPR1..... 00000000 840003E9 GPR2..... 00000000 00000000 GPR3..... 00000000 2110C9B0

GPR4..... 00000000 00000001 GPR5..... 00000000 20914E10 GPR6..... 00000000 00000002 GPR7..... 00000000 00000000

GPR8..... 00000000 A0900003 GPR9..... 00000000 212BB868 GPR10..... 00000000 209BFDAC GPR11..... 00000000 20AFC408

GPR12..... 00000000 209139B0 GPR13..... 00000000 2110CA60 GPR14..... 00000000 A09BFD46 GPR15..... 00000000 00000000

ABEND code: 000003E9 Reason code: 00000000

Storage dump near condition, beginning at location: 20AFC44

+000000 20AFC44 88100008 41000084 89000018 16100A0D 58D0D004 98ECD00C 07FE0000 D7C1E3C3 |h.....di.....q.....PATC|

GPREG STORAGE:

Storage around GPR0 (04000000)

-0020 03FFFFE0 Inaccessible storage.

+0000 04000000 Inaccessible storage.

+0020 04000020 Inaccessible storage.

.

[2]Parameters, Registers, and Variables for Active Routines:

tran3 (DSA address 2110C910):

UPSTACK DSA

Parameters:

parm5	signed int	1431655765
parm4	long double	1.23456788999999977135303197E+03
parm3	signed int	858993459
parm2	signed int	572662306
parm1	signed int	286331153

Saved Registers:

GPR0..... 20914D70 GPR1..... 2110C9A8 GPR2..... 2110C9B4 GPR3..... 212BB8FA

GPR4..... 2110C9B0 GPR5..... 20914E10 GPR6..... 00000000 GPR7..... 00000000

GPR8..... A0900003 GPR9..... 212BB868 GPR10..... 212BB8C0 GPR11..... 20ACDF1C

GPR12..... 209139B0 GPR13..... 2110C910 GPR14..... A12BB998 GPR15..... A09BFC00

GPREG STORAGE:

Storage around GPR0 (20914D70)

-0020 20914D50 00000000 00000000 00000000 00000000 00000000 00000000 00000000 |.....|

+0000 20914D70 180F58FF 001007FF 212BB3A0 20914D70 212BB3B0 00000000 00000000 00000000 |.....j|

+0020 20914D90 180F58FF 001007FF 212BB0B0 20914D70 212BB3B0 00000000 00000000 00000000 |.....j|

.

Storage around GPR15(209BFC00)

-0020 209BFCB0 209BFA00 F2F0F0F6 F1F2F1F5 F1F1F5F2 F0F0F0F1 F0F9F0F0 0005C4F1 F9F0F800 |...20061215115200010900..D1908..|

+0000 209BFC00 47F0F014 00C3C5C5 00000098 000000E0 47F0F001 90ECD00C 18BF5800 B0D05810 |.00..CEE...q....00.....|

+0020 209BFCF0 D04C1E01 5500C00C 47D0B034 58F0C2BC 05EF181F 5000104C D7011000 100018FD |<.....0B.....&..<P.....|

Local Variables:

timing	signed long int	1
code	signed long int	1001

CEEVRONU (DSA address 2110C750):

TRANSITION DSA

Saved Registers:

GPR0..... 20914D70 GPR1..... 212B6D70 GPR2..... 212BBE18 GPR3..... 0000001F

GPR4..... 212B6530 GPR5..... 21109718 GPR6..... 00000000 GPR7..... 00000000

GPR8..... A0900003 GPR9..... 212BB868 GPR10..... 212BB8C0 GPR11..... 20ACDF1C

GPR12..... 209139B0 GPR13..... 2110C750 GPR14..... A0ACDA80 GPR15..... 212BB8C0

.

tran2 (DSA address 212B6530):

DOWNSTACK DSA

Parameters:

parm5	signed int	1431655765
-------	------------	------------

```

    parm4      long double      1.23456788999999977135303197E+03
    parm3      signed int       858993459
    parm2      signed int       572662306
    parm1      signed int       286331153
Saved Registers:
GPR0..... 55555555 GPR1..... 11111111 GPR2..... 22222222 GPR3..... 33333333
GPR4..... 212B6530 GPR5..... 21109718 GPR6..... 20ACCAD8 GPR7..... A090015A
GPR8..... A09000F2 GPR9..... 20914E80 GPR10..... 209000B8 GPR11..... A0ACAA48
GPR12..... 209139B0 GPR13..... 2110C5C8 GPR14..... 209000B8 GPR15..... 0000000C
.
.
.
Local Variables:
    retval     signed int       -455613482
CEEVROND (DSA address 212B65B0):
TRANSITION DSA
Saved Registers:
GPR0..... 00000000 GPR1..... 00000000 GPR2..... 00000000 GPR3..... 00000000
GPR4..... 212B65B0 GPR5..... 20914E80 GPR6..... 209000E8 GPR7..... A0ACBC9C
GPR8..... 209000B8 GPR9..... 20ACBA47 GPR10..... 00000000 GPR11..... 00000000
GPR12..... 00000000 GPR13..... 00000000 GPR14..... 00000000 GPR15..... 00000000
.
.
.
tran1 (DSA address 2110C500):
UPSTACK DSA
Saved Registers:
GPR0..... 211080A8 GPR1..... 2110C598 GPR2..... 55555555 GPR3..... 212BBA7A
GPR4..... 33333333 GPR5..... 20914E10 GPR6..... 22222222 GPR7..... 11111111
GPR8..... A0900203 GPR9..... 212BB9E8 GPR10..... 212BBA40 GPR11..... 20ACDF1C
GPR12..... 209139B0 GPR13..... 2110C500 GPR14..... A12BBB34 GPR15..... A0ACAA48
.
.
.

```

[3]Control Blocks for Active Routines:

```

.
.
.
DSA for tran3: 2110C910
+000000 FLAGS.... 1010      member... 803C      BKC..... 2110C750 FWC..... 2110C9C8 R14..... A12BB998
+000010 R15..... A09BFC00 R0..... 20914D70 R1..... 2110C9A8 R2..... 2110C9B4 R3..... 212BB8FA
+000024 R4..... 2110C9B0 R5..... 20914E10 R6..... 00000000 R7..... 00000000 R8..... A0900003
+000038 R9..... 212BB868 R10..... 212BB8C0 R11..... 20ACDF1C R12..... 209139B0 reserved. 00000000
+00004C NAB..... 2110C9C8 PNAB..... 00000001 reserved. 20914E70 209011DC
+000064 reserved. A0A9AED0 reserved. 209139B0 MODE..... 20A9CD06 reserved. 20912668
+000078 reserved. A0A8299C reserved. 00000000
DSA for CEEVRONU: 2110C750
+000000 FLAGS.... 0000      member... 0000      BKC..... FFFFFFFF FWC..... 2110C910 R14..... A0ACDA80
+000010 R15..... 212BB8C0 R0..... 20914D70 R1..... 212B6D70 R2..... 212BBE18 R3..... 0000001F
+000024 R4..... 212B6530 R5..... 21109718 R6..... 00000000 R7..... 00000000 R8..... A0900003
+000038 R9..... 212BB868 R10..... 212BB8C0 R11..... 20ACDF1C R12..... 209139B0 reserved. 00000000
+00004C NAB..... 2110C910 PNAB..... 2110C910 reserved. 00000000 00000000
+000064 reserved. 2110C7D0 reserved. 00000000 MODE..... 00000000 reserved. 00000000
+000078 reserved. 00000000 reserved. 00000000
DSA for CEEVRONU: 2110C7D0
+000000 EYE..... DOWNTOP TRTYPE... 00000003 BOS..... 00000000 STACKFLR. 00000000 SSTOPD... 212B6680
+000018 SSDSAU... 2110C750 TRANEP... 20ACCA58 TR_R0.... 55555555 TR_R1.... 11111111 TR_R2.... 22222222
+00002C TR_R3.... 33333333 TR_R4.... 212B6530 TR_R5.... 21109718 TR_R6.... 20ACCAD8 TR_R7.... A090015A
+000040 TR_R8.... A09000F2 TR_R9.... 20914E80 TR_R10... 209000B8 TR_R11... A0ACAA48 TR_R12... 209139B0
+000054 TR_R13... 2110C5C8 TR_R14... 209000B8 TR_R15... 0000000C CRENT.... 00000000 ROND_DSA. 2110C5C8
+000068 INTF_MAP. 018F1000
DSA for tran2: 212B6D30
+000000 R4..... 212B65B0 R5..... 20914E80 R6..... 209000E8 R7..... A0ACBC9C R8..... 209000B8
+000014 R9..... 20ACBA47 R10..... 209000B8 R11..... A0ACAA48 R12..... 209139B0 R13..... 2110C5C8
+000028 R14..... 209000B8 R15..... 0000000C reserved. 00000A68 reserved. 20F2E0C7 HPTRAN... 00000000
+00003C reserved. 55555555 reserved. 11111111
DSA for CEEVROND: 212B6D80
+000000 R4..... E3D9C1D5 R5..... 00000000 R6..... 20ACAA0 R7..... 00000000 R8..... 2110C8B0
+000014 R9..... 00000000 R10..... 00000000 R11..... A0A82AE8 R12..... 00000000 R13..... 00000000
+000028 R14..... 212B6E10 R15..... 00000000 reserved. 20914E1C reserved. 2110C5C0 HPTRAN... 212B6E10
+00003C reserved. 00000000 reserved. 11111111
DSA for CEEVROND: 212B6E10
+000000 EYE..... UPTODOWN TRTYPE... 00000002 BOS..... 00000000 STACKFLR. 00000000 SSTOPD... 212B6680
+000018 SSDSAU... 2110C340 TRANEP... 20ACAA0 TR_R0.... 00000000 TR_R1.... 00000000 TR_R2.... 00000000
+00002C TR_R3.... 00000000 TR_R4.... 2110C500 TR_R5.... 00000000 TR_R6.... 00000000 TR_R7.... A12BBB34
+000040 TR_R8.... 00000000 TR_R9.... 00000000 TR_R10... 00000000 TR_R11... 00000000 TR_R12... 00000000
+000054 TR_R13... 00000000 TR_R14... 00000000 TR_R15... 00000000 CRENT.... A0ACAA48 ROND_DSA. 00000000
+000068 INTF_MAP. 00000000
DSA for tran1: 2110C500
+000000 FLAGS.... 1000      member... 0000      BKC..... 2110C340 FWC..... 2110C8B0 R14..... A12BBB34
+000010 R15..... A0ACAA48 R0..... 211080A8 R1..... 2110C598 R2..... 55555555 R3..... 212BBA7A
+000024 R4..... 33333333 R5..... 20914E10 R6..... 22222222 R7..... 11111111 R8..... A0900203
+000038 R9..... 212BB9E8 R10..... 212BBA40 R11..... 20ACDF1C R12..... 209139B0 reserved. 00000000
+00004C NAB..... 2110C5C8 PNAB..... 00000000 reserved. 00000000 2110C4A8
+000064 reserved. 2110C584 reserved. 20912658 MODE..... 2110C5A4 reserved. 21135000
+000078 reserved. 00000001 reserved. 21108020
.
.
.
CEE3846I CEEDUMP Processing completed.

```

Finding XPLINK information in a Language Environment dump

Table 40 on page 197 describes the specific XPLINK information in sections of the Language Environment dump.

Table 40. Contents of XPLINK information in a Language Environment dump

Section number and heading	Contents
[1] Traceback	<p>When an XPLINK-compiled routine calls a NOXPLINK-compiled routine, a glue routine gets control to convert the linkage conventions of the XPLINK caller to those of the NOXPLINK callee. In the sample dump, this routine is CEEVRONU and it appears between <code>main()</code> and <code>tran1()</code> and again between <code>tran2()</code> and <code>tran3()</code>.</p> <p>When a NOXPLINK-compiled routine calls an XPLINK-compiled routine, a glue routine gets control to convert the linkage conventions of the NOXPLINK caller to those of the XPLINK callee. In the sample dump, this routine is CEEVROND and it appears between <code>EDCZHINV</code> and <code>main()</code> and again between <code>tran1()</code> and <code>tran2()</code>.</p>
[2] Parameters, Registers, and Variables for Active Routines	<p>In this section, each DSA is identified as one of the following:</p> <p>UPSTACK DSA The DSA format is that for a NOXPLINK-compiled program that uses an upward growing stack.</p> <p>DOWNSTACK DSA The DSA format is that for an XPLINK-compiled program that uses a downward growing stack.</p> <p>TRANSITION DSA The DSA format is that of its callee. A transition DSA can occur between an UPSTACK DSA and a DOWNSTACK DSA where it represents a transition from one linkage convention to another. A transition DSA can also occur between two DOWNSTACK DSAs where it represents a transition from one stack segment to another (a stack overflow).</p>
[3] Control Blocks for Active Routines	<p>In this section, DSAs are formatted. Those previously identified as UPSTACK DSAs will have one format and those identified as DOWNSTACK DSAs will have a different format. Those identified as TRANSITION DSAs will have two parts; the first will be either the downstack or upstack format, the second is unique to transition DSAs and contains information about the transition.</p> <p>It is important to understand that the registers saved in an upstack DSA are those saved by a routine that the DSA-owning routine called. Typically register 15 is the entry point of the routine that was called, and register 14 is the return address into the DSA-owning routine. In contrast, the registers saved in a downstack DSA are those saved by the DSA-owning routine on entry. Register 7 is the return address back to the caller of the DSA-owning routine. Register 6 may be the entry point of the DSA-owning routine. (This is not true when the Branch Relative and Save instruction is used to implement the call.)</p>

C/C++ contents of the Language Environment trace tables

Language Environment provides the following C/C++ trace table entry types that contain character data. For more information about the Language Environment trace table format, see [“Understanding the trace table entry \(TTE\)”](#) on page 153.

- Trace entry 1 occurs when a base C library function is called.
- Trace entry 2 occurs when a base C library function returns.
- Trace entry 3 occurs when a POSIX C library function is called.
- Trace entry 4 occurs when a POSIX C library function returns.
- Trace entry 5 occurs when an XPLINK base C or POSIX C library function is called.
- Trace entry 6 occurs when an XPLINK base C or POSIX C library function returns.
- Trace entry 7 occurs when an XPLINK function calls a non-XPLINK function.
- Trace entry 8 occurs when a non-XPLINK function calls an XPLINK function.

The format for trace table entry 1 is:

```
NameOfCallingFunction  
-->(xxx) NameOfCalledFunction
```

or, for called functions calloc, free, malloc, and realloc:

```
NameOfCallingFunction  
-->(xxx) NameOfCalledFunction<(input_parameters)>
```

In addition, when the call is due to one of these C++ operators:

```
-new,  
-new[],  
-delete,  
-delete[]
```

then, the C++ operator will appear and the format becomes:

```
NameOfCallingFunction  
-->(xxx) NameOfCalledFunction<(input_parameters)>  
  
NameOfC++Operator
```

The format for trace table entry 2 is:

```
<--(xxx) R15=value ERRN0=value
```

The format for trace table entry 3 is:

```
NameOfCallingFunction  
-->(xxx) NameOfCalledFunction
```

The format for trace table entry 4 is:

```
<--(xxx) R15=value ERRN0=value ERRN02=value
```

The format for trace table entry 5, which is shown below, is just like trace table entry 1. The `input_parameters` and `NameOfC++Operator` only appear for the appropriate functions. The angle brackets (<>) indicate that this information does not always appear.

```
NameOfCallingFunction  
-->(xxxx) NameOfCalledFunction<(input_parameters)>
```

The format for trace table entry 6 is:

```
<--(xxxx) R1=xxxxxxx R2=xxxxxxx R3=xxxxxxx ERRN0=xxxxxxx ERRN02=xxxxxxx
```

In all entry types, (xxx) and (xxxx) are numbers associated with the called library function and are used to associate a specific entry record with its corresponding return record.

For entry types 5 and 6, the number will be the same as the number of the function as seen in the C runtime library definition side-deck, SCEELIB dataset member CELHS003, on the IMPORT statement for that function.

The format for trace table entry 7 is:

```
ModuleNamesOfCallingFunction:NameOfCallingXplinkFunction
-->ModuleNamesOfCalledFunction:NameOfCalledNonXplinkFunction
```

The format for trace table entry 8 is:

```
ModuleNamesOfCallingFunction:NameOfCallingNonXplinkFunction
-->ModuleNamesOfCalledFunction:NameOfCalledXplinkFunction
```

For entry types 7 and 8, 16 bytes is for the module name and 32 bytes is for the function name. If the name is longer than 16 or 32 bytes, an extra trace entry is taken. The name is truncated and only the first 32/64(16/32) bytes will appear in the trace table entry. Also, a module name might not always be located, such as when a DLL is freed. If that occurs, "UNKNOWN" appears for the module name in the trace table entry.

The below trace table shows a non-XPLINK trace that has examples of C/C++ trace table entry types 1 thru 4.

```
:
Language Environment Trace Table:
Most recent trace entry is at displacement: 02D500

EBCDIC      Displacement      Trace Entry in Hexadecimal      Trace Entry in
-----
+000000      Time 20.52.46.666280      Date 2001.08.26      Thread ID... 8000000000000000
+000010      Member ID.... 03      Flags..... 000000      Entry Type..... 00000001
+000018      94818995 40404040 40404040 40404040 40404040 40404040 40404040
|main
strcpy()      +000038      60606E4D F1F3F95D 40A2A399 8397A84D 5D404040 40404040 40404040 40404040      |-->(139)
|      +000058      40404040 40404040 40404040 40404040 40404040 40404040 40404040
|      +000078      40404040 40404040
|
+000080      Time 20.52.46.666286      Date 2001.08.26      Thread ID... 8000000000000000
+000090      Member ID.... 03      Flags..... 000000      Entry Type..... 00000002
+000098      4C60604D F1F3F95D 40D9F1F5 7EF2F4C2 F7F3F1C4 F840C5D9 D9D5D67E F0F0F0F0      |<--(139) R15=24B731D8
ERRNO=0000|      +0000B8      F0F0F0F0 00000000 00000000 00000000 00000000 00000000 00000000
|0000.....|
|.....|
|.....|
+0000F8      00000000 00000000
|.....
+000100      Time 20.52.46.666289      Date 2001.08.26      Thread ID... 8000000000000000
+000110      Member ID.... 03      Flags..... 000000      Entry Type..... 00000001
+000118      94818995 40404040 40404040 40404040 40404040 40404040 40404040
|main
strcpy()      +000138      60606E4D F1F3F95D 40A2A399 8397A84D 5D404040 40404040 40404040 40404040      |-->(139)
|      +000158      40404040 40404040 40404040 40404040 40404040 40404040 40404040
|      +000178      40404040 40404040
|
+000180      Time 20.52.46.666293      Date 2001.08.26      Thread ID... 8000000000000000
+000190      Member ID.... 03      Flags..... 000000      Entry Type..... 00000002
+000198      4C60604D F1F3F95D 40D9F1F5 7EF2F4C2 F7F3F2F2 F840C5D9 D9D5D67E F0F0F0F0      |<--(139) R15=24B73228
ERRNO=0000|      +0001B8      F0F0F0F0 00000000 00000000 00000000 00000000 00000000 00000000
|0000.....|
|.....|
|.....|
+0001D8      00000000 00000000 00000000 00000000 00000000 00000000 00000000
|.....|
|.....|
+0001F8      00000000 00000000
|.....
+000200      Time 20.52.46.666303      Date 2001.08.26      Thread ID... 8000000000000000
+000210      Member ID.... 03      Flags..... 000000      Entry Type..... 00000003
+000218      C98785A3 97819994 A2404040 40404040 40404040 40404040 40404040 40404040
|Igetparms
isatty()      +000238      60606E4D F0F5F25D 4089A281 A3A3A84D 5D404040 40404040 40404040 40404040      |-->(052)
|      +000258      40404040 40404040 40404040 40404040 40404040 40404040 40000000 00000000
|.....
```

```

+000278      00000000 00000000
|.....

+000280      Time 20.52.46.673289      Date 2001.08.26      Thread ID... 8000000000000000
+000290      Member ID.... 03      Flags..... 000000      Entry Type..... 00000004
+000298      4C60604D F0F5F25D 40D9F1F5 7EF0F0F0 F0F0F0F0 F040C5D9 D9D5D67E F0F0F0F0 |<-- (052) R15=00000000
ERRNO=0000|
+0002B8      F0F0F7F1 40C5D9D9 D5D6F27E F0F5C6C3 F0F1F1C3 00000000 00000000 00000000 |0071
ERRNO2=05FC011C.....|
+0002D8      00000000 00000000 00000000 00000000 00000000 00000000 00000000
|.....
+0002F8      00000000 00000000
|.....

+000300      Time 20.52.46.673296      Date 2001.08.26      Thread ID... 8000000000000000
+000310      Member ID.... 03      Flags..... 000000      Entry Type..... 00000003
+000318      C98785A3 97819994 A2404040 40404040 40404040 40404040 40404040 40404040
Igetparms
+000338      60606E4D F0F5F25D 4089A281 A3A3A84D 5D404040 40404040 40404040 40404040 |-->(052)
isatty()
+000358      40404040 40404040 40404040 40404040 40404040 40404040 40000000 00000000
|
+000378      00000000 00000000
|.....

+000380      Time 20.52.46.673334      Date 2001.08.26      Thread ID... 8000000000000000
+000390      Member ID.... 03      Flags..... 000000      Entry Type..... 00000004
+000398      4C60604D F0F5F25D 40D9F1F5 7EF0F0F0 F0F0F0F0 F040C5D9 D9D5D67E F0F0F0F0 |<-- (052) R15=00000000
ERRNO=0000|
+0003B8      F0F0F7F1 40C5D9D9 D5D6F27E F0F5C6C3 F0F1F1C3 00000000 00000000 00000000 |0071
ERRNO2=05FC011C.....|
+0003D8      00000000 00000000 00000000 00000000 00000000 00000000 00000000
|.....
+0003F8      00000000 00000000
|.....

+000400      Time 20.52.46.673338      Date 2001.08.26      Thread ID... 8000000000000000
+000410      Member ID.... 03      Flags..... 000000      Entry Type..... 00000003
+000418      C98785A3 97819994 A2404040 40404040 40404040 40404040 40404040 40404040
Igetparms
+000438      60606E4D F0F5F25D 4089A281 A3A3A84D 5D404040 40404040 40404040 40404040 |-->(052)
isatty()
+000458      40404040 40404040 40404040 40404040 40404040 40404040 40000000 00000000
|
+000478      00000000 00000000
|.....

+000480      Time 20.52.46.673373      Date 2001.08.26      Thread ID... 8000000000000000
+000490      Member ID.... 03      Flags..... 000000      Entry Type..... 00000004
+000498      4C60604D F0F5F25D 40D9F1F5 7EF0F0F0 F0F0F0F0 F040C5D9 D9D5D67E F0F0F0F0 |<-- (052) R15=00000000
ERRNO=0000|
+0004B8      F0F0F7F1 40C5D9D9 D5D6F27E F0F5C6C3 F0F1F1C3 00000000 00000000 00000000 |0071
ERRNO2=05FC011C.....|
+0004D8      00000000 00000000 00000000 00000000 00000000 00000000 00000000
|.....
+0004F8      00000000 00000000
|.....

+000500      Time 20.52.46.673379      Date 2001.08.26      Thread ID... 8000000000000000
+000510      Member ID.... 03      Flags..... 000000      Entry Type..... 00000001
+000518      C98785A3 97819994 A2404040 40404040 40404040 40404040 40404040 40404040
Igetparms
+000538      60606E4D F1F2F95D 408785A3 8595A54D 5D404040 40404040 40404040 40404040 |-->(129)
getenv()
+000558      40404040 40404040 40404040 40404040 40404040 40404040 40404040 40404040
|
+000578      40404040 40404040
|

+000580      Time 20.52.46.673392      Date 2001.08.26      Thread ID... 8000000000000000
+000590      Member ID.... 03      Flags..... 000000      Entry Type..... 00000002
+000598      4C60604D F1F2F95D 40D9F1F5 7EF0F0F0 F0F0F0F0 F040C5D9 D9D5D67E F0F0F0F0 |<-- (129) R15=00000000
ERRNO=0000|
+0005B8      F0F0F7F1 00000000 00000000 00000000 00000000 00000000 00000000
|0071.....|
+0005D8      00000000 00000000 00000000 00000000 00000000 00000000 00000000
|.....
+0005F8      00000000 00000000
|.....

+000600      Time 20.52.46.673401      Date 2001.08.26      Thread ID... 8000000000000000
+000610      Member ID.... 03      Flags..... 000000      Entry Type..... 00000001
+000618      C9A285A3 A4974040 40404040 40404040 40404040 40404040 40404040 40404040
Isetup
+000638      60606E4D F1F9F15D 408685A3 83884D5D 40404040 40404040 40404040 40404040 |-->(191)
fetch()
+000658      40404040 40404040 40404040 40404040 40404040 40404040 40404040 40404040
|
+000678      40404040 40404040
|

+000680      Time 20.52.47.553343      Date 2001.08.26      Thread ID... 8000000000000000

```

```

+000690 Member ID.... 03 Flags..... 000000 Entry Type..... 00000002
+000698 4C60604D F1F9F15D 40D9F1F5 7EF2F4C2 F7F6F0F6 F040C5D9 D9D5D67E F0F0F0F0 |<--(191) R15=24B76060
ERRNO=0000|
+0006B8 F0F0F7F1 00000000 00000000 00000000 00000000 00000000 00000000
|0071.....|
+0006D8 00000000 00000000 00000000 00000000 00000000 00000000 00000000
|.....|
+0006F8 00000000 00000000
|.....|

+000700 Time 20.52.47.553355 Date 2001.08.26 Thread ID... 8000000000000000
+000710 Member ID.... 03 Flags..... 000000 Entry Type..... 00000001
+000718 C9A285A3 A4974040 40404040 40404040 40404040 40404040 40404040 40404040
|Isetup|
+000738 60606E4D F1F2F45D 40948193 9396834D F2F0F6F8 5D404040 40404040 40404040 |-->(124)
malloc(2068)|
+000758 40404040 40404040 40404040 40404040 40404040 40404040 40404040
|
+000778 40404040 40404040
|

+000780 Time 20.52.47.553366 Date 2001.08.26 Thread ID... 8000000000000000
+000790 Member ID.... 03 Flags..... 000000 Entry Type..... 00000002
+000798 4C60604D F1F2F45D 40D9F1F5 7EF2F4C2 F7F6F2F3 F040C5D9 D9D5D67E F0F0F0F0 |<--(124) R15=24B76230
ERRNO=0000|
+0007B8 F0F0F7F1 00000000 00000000 00000000 00000000 00000000 00000000
|0071.....|
+0007D8 00000000 00000000 00000000 00000000 00000000 00000000 00000000
|.....|
+0007F8 00000000 00000000
|.....|
:

```

The code below shows an XPLINK trace that has examples of the trace entries 5 and 6.

```

:
Language Environment Trace Table:

Most recent trace entry is at displacement: 000D80

EBCDIC Displacement Trace Entry in Hexadecimal Trace Entry in
-----
+000000 Time 22.41.35.433944 Date 2001.08.30 Thread ID... 26C70D0000000000
+000010 Member ID.... 03 Flags..... 000000 Entry Type..... 00000006
+000018 4C60604D F0F0F5F9 5D40D9F1 7EF2F3C6 C6C3C1C2 F040D9F2 7EF2F3C3 F5F8F9C4 |<--(0059) R1=23FFCAB0
R2=23C589D|
+000038 F040D9F3 7EF2F3C6 C6C4F0F0 F040C5D9 D9D5D67E F0F0F0F0 F0F0F7F4 40C5D9D9 |0 R3=23FFD000
ERRNO=00000074 ERR|
+000058 D5D6F27E F0F0F0F0 F0F0F0F0 00000000 00000000 00000000 00000000
|N02=00000000.....|
+000078 00000000 00000000
|.....|

+000080 Time 22.41.35.433948 Date 2001.08.30 Thread ID... 26C70D0000000000
+000090 Member ID.... 03 Flags..... 000000 Entry Type..... 00000005
+000098 C9D9E3D3 D985A296 A4998385 7A7AA1C9 D9E3D3D9 85A296A4 9983854D 5D404040
|IRTLResource:...IRTLResource()|
+0000B8 60606E4D F0F2F0F4 5D4097A3 88998581 846D94A4 A385A76D 8485A2A3 9996A84D |-->(0204)
pthread_mutex_destroy(|
+0000D8 5D404040 40404040 40404040 40404040 40404040 40404040 40404040
|)
+0000F8 40404040 40404040
|

+000100 Time 22.41.35.433952 Date 2001.08.30 Thread ID... 26C70D0000000000
+000110 Member ID.... 03 Flags..... 000000 Entry Type..... 00000006
+000118 4C60604D F0F2F0F4 5D40D9F1 7EF2F3C6 C6C3C1F3 C340D9F2 7EF2F3C3 F5F8F9C4 |<--(0204) R1=23FFCA3C
R2=23C589D|
+000138 F040D9F3 7EF0F0F0 F0F0F0F0 F040C5D9 D9D5D67E F0F0F0F0 F0F0F7F4 40C5D9D9 |0 R3=00000000
ERRNO=00000074 ERR|
+000158 D5D6F27E F0F0F0F0 F0F0F0F0 00000000 00000000 00000000 00000000
|N02=00000000.....|
+000178 00000000 00000000
|.....|

+000180 Time 22.41.35.433957 Date 2001.08.30 Thread ID... 26C70D0000000000
+000190 Member ID.... 03 Flags..... 000000 Entry Type..... 00000005
+000198 C9D9E3D3 D985A296 A4998385 7A7AA1C9 D9E3D3D9 85A296A4 9983854D 5D404040
|IRTLResource:...IRTLResource()|
+0001B8 60606E4D F0F0F5F9 5D408699 85854DF0 A7F2F4F0 F0F4C3F2 F05D4040 40404040 |-->(0059)
free(0x24004C20)|
+0001D8 40404040 40404040 40404040 40404040 40404040 40404040 40404040
|
+0001F8 84859385 A3854040
|delete|

+000200 Time 22.41.35.433959 Date 2001.08.30 Thread ID... 26C70D0000000000
+000210 Member ID.... 03 Flags..... 000000 Entry Type..... 00000006

```

```

+000218 4C60604D F0F0F5F9 5D40D9F1 7EF2F3C6 C6C3C1C2 F040D9F2 7EF2F3C3 F5F8F9C4 |<--(0059) R1=23FFCAB0
R2=23C589D|
+000238 F040D9F3 7EF2F3C6 C6C4F0F0 F040C5D9 D9D5D67E F0F0F0F0 F0F0F7F4 40C5D9D9 |0 R3=23FFD000
ERRNO=00000074 ERR|
+000258 D5D6F27E F0F0F0F0 F0F0F0F0 00000000 00000000 00000000 00000000 00000000
|N02=00000000.....|
+000278 00000000 00000000
|.....|
+000280 Time 22.41.35.433963 Date 2001.08.30 Thread ID... 26C70D0000000000
+000290 Member ID.... 03 Flags..... 000000 Entry Type..... 00000005
+000298 C9D9E3D3 D985A296 A4998385 7A7AA1C9 D9E3D3D9 85A296A4 9983854D 5D404040
|IRTLResource::IRTLResource()|
+0002B8 60606E4D F0F2F0F4 5D4097A3 88998581 846D94A4 A385A76D 8485A2A3 9996A84D |-->(0204)
pthread_mutex_destroy(|
+0002D8 5D404040 40404040 40404040 40404040 40404040 40404040 40404040 40404040
|)
+0002F8 40404040 40404040
|
+000300 Time 22.41.35.433967 Date 2001.08.30 Thread ID... 26C70D0000000000
+000310 Member ID.... 03 Flags..... 000000 Entry Type..... 00000006
+000318 4C60604D F0F2F0F4 5D40D9F1 7EF2F3C6 C6C3C1F3 C340D9F2 7EF2F3C3 F5F8F9C4 |<--(0204) R1=23FFCA3C
R2=23C589D|
+000338 F040D9F3 7EF0F0F0 F0F0F0F0 F040C5D9 D9D5D67E F0F0F0F0 F0F0F7F4 40C5D9D9 |0 R3=00000000
ERRNO=00000074 ERR|
+000358 D5D6F27E F0F0F0F0 F0F0F0F0 00000000 00000000 00000000 00000000 00000000
|N02=00000000.....|
+000378 00000000 00000000
|.....|
+000380 Time 22.41.35.433972 Date 2001.08.30 Thread ID... 26C70D0000000000
+000390 Member ID.... 03 Flags..... 000000 Entry Type..... 00000006
+000398 C9D9E3D3 D985A296 A4998385 7A7AA1C9 D9E3D3D9 85A296A4 9983854D 5D404040
|IRTLResource::IRTLResource()|
+0003B8 60606E4D F0F0F5F9 5D408699 85854DF0 A7F2F4F0 F0F4C3F3 F85D4040 40404040 |-->(0059)
free(0x24004C38)|
+0003D8 40404040 40404040 40404040 40404040 40404040 40404040 40404040 40404040
|
+0003F8 84859385 A3854040
|delete
|
+000400 Time 22.41.35.433974 Date 2001.08.30 Thread ID... 26C70D0000000000
+000410 Member ID.... 03 Flags..... 000000 Entry Type..... 00000006
+000418 4C60604D F0F0F5F9 5D40D9F1 7EF2F3C6 C6C3C1C2 F040D9F2 7EF2F3C3 F5F8F9C4 |<--(0059) R1=23FFCAB0
R2=23C589D|
+000438 F040D9F3 7EF2F3C6 C6C4F0F0 F040C5D9 D9D5D67E F0F0F0F0 F0F0F7F4 40C5D9D9 |0 R3=23FFD000
ERRNO=00000074 ERR|
+000458 D5D6F27E F0F0F0F0 F0F0F0F0 00000000 00000000 00000000 00000000 00000000
|N02=00000000.....|
+000478 00000000 00000000
|.....|
:

```

Figure 68 on page 202 shows an example of the format of the trace table entry type 7 and 8.

```

Calculator :calculatethesumoftwointegers -->
exceptionhandler:exceptionhandlersub1

```

Figure 68. Trace table with trace table entry types 7 and 8

The following is an example of a dump of the trace table when you specify the LE=20 suboption.

```

Language Environment Trace Table:
Most recent trace entry is at displacement: 000800

EBCDIC Displacement Trace Entry in Hexadecimal Trace Entry in
-----
+000000 Time 22.10.56.799195 Date 2005.05.01 Thread ID... 21DEC83000000000
+000010 Member ID.... 03 Flags..... 000000 Entry Type..... 00000008
+000018 C3C5D3C8 E5F0F0F3 40404040 40404040 7AC5C4C3 E9C8C9D5 E5404040 40404040 |
CELHV003 :EDCZHINV |
+000038 40404040 40404040 40404040 40404040 4060606E 81F8F5F9 83F4F1A7 40404040 | --
>a859c41x |
+000058 40404040 7A948189 95404040 40404040 40404040 40404040 40404040 40404040 |
| :main |
1 +000078 40404040 404040F1 |
|
+000080 Time 22.10.56.804695 Date 2005.05.01 Thread ID... 21DEC83000000000
+000090 Member ID.... 03 Flags..... 000000 Entry Type..... 00000007
+000098 C3C5C5D7 D3D7D2C1 40404040 40404040 7AC3C5C5 D7C8E3D3 C3404040 40404040 |
CEEPLPKA :CEEPHTLC |
+0000B8 40404040 40404040 40404040 40404040 4060606E C3C5C5D7 D3D7D2C1 40404040 | --

```

```

>CEEPLPKA |
+0000D8 40404040 7AC3C5C5 D7E3D3D6 D9404040 40404040 40404040 40404040
| :CEEPTLOR |
+0000F8 40404040 404040F1 |
1 |
+000100 Time 22.10.56.825094 Date 2005.05.01 Thread ID... 21DEC83000000000
+000110 Member ID.... 03 Flags..... 000000 Entry Type..... 00000007
+000118 81F8F5F9 83F4F1A7 40404040 40404040 7A948189 95404040 40404040 40404040
a859c41x :main |
+000138 40404040 40404040 40404040 40404040 4060606E 81F8F5F9 83F4F186 9593F3F4 | --
>a859c41fnl34 |
+000158 40404040 7A86A495 83A38996 956D9581 94856D93 859587A3 886D8598 A48193A2
| :function_name_length_equals |
+000178 6DA3966D F04040F1 | _to_0
1 |
+000180 Time 22.10.56.825094 Date 2005.05.01 Thread ID... 21DEC83000000000
+000190 Member ID.... 03 Flags..... 000000 Entry Type..... 00000007
+000198 40404040 40404040 40404040 40404040 7A404040 40404040 40404040 40404040
| : |
+0001B8 40404040 40404040 40404040 40404040 4060606E 40404040 40404040 40404040 | --
> |
+0001D8 40404040 7AF3F440 40404040 40404040 40404040 40404040 40404040 40404040 |
:34 |
+0001F8 40404040 404040F2 |
2 |
+000200 Time 22.10.56.826629 Date 2005.05.01 Thread ID... 21DEC83000000000
+000210 Member ID.... 03 Flags..... 000000 Entry Type..... 00000008
+000218 81F8F5F9 83F4F186 9593F3F4 40404040 7A86A495 83A38996 956D9581 94856D93
a859c41fnl34 :function_name_l |
+000238 859587A3 886D8598 A48193A2 6DA3966D F060606E C3C5D3C8 E5F0F0F3 40404040 | length_equals_to_0--
>CELHV003 |
+000258 40404040 7A979989 95A38640 40404040 40404040 40404040 40404040 40404040
| :printf |
+000278 40404040 404040F1 |
1 |
+000280 Time 22.10.56.826629 Date 2005.05.01 Thread ID... 21DEC83000000000
+000290 Member ID.... 03 Flags..... 000000 Entry Type..... 00000008
+000298 40404040 40404040 40404040 40404040 7AF3F440 40404040 40404040 40404040
:34 |
+0002B8 40404040 40404040 40404040 40404040 4060606E 40404040 40404040 40404040 | --
> |
+0002D8 40404040 7A404040 40404040 40404040 40404040 40404040 40404040 40404040
| : |
+0002F8 40404040 404040F2 |
2 |
+000300 Time 22.10.56.826670 Date 2005.05.01 Thread ID... 21DEC83000000000
+000310 Member ID.... 03 Flags..... 000000 Entry Type..... 00000008
+000318 81F8F5F9 83F4F186 9593F3F4 40404040 7A86A495 83A38996 956D9581 94856D93
a859c41fnl34 :function_name_l |
+000338 859587A3 886D8598 A48193A2 6DA3966D F060606E C3C5D3C8 E5F0F0F3 40404040 | length_equals_to_0--
>CELHV003 |
+000358 40404040 7A979989 95A38640 40404040 40404040 40404040 40404040 40404040
| :printf |
+000378 40404040 404040F1 |
1 |
+000380 Time 22.10.56.826670 Date 2005.05.01 Thread ID... 21DEC83000000000
+000390 Member ID.... 03 Flags..... 000000 Entry Type..... 00000008
+000398 40404040 40404040 40404040 40404040 7AF3F440 40404040 40404040 40404040
:34 |
+0003B8 40404040 40404040 40404040 40404040 4060606E 40404040 40404040 40404040 | --
> |
+0003D8 40404040 7A404040 40404040 40404040 40404040 40404040 40404040 40404040
| : |
+0003F8 40404040 404040F2 |
2 |
+000400 Time 22.10.56.826697 Date 2005.05.01 Thread ID... 21DEC83000000000
+000410 Member ID.... 03 Flags..... 000000 Entry Type..... 00000008
+000418 81F8F5F9 83F4F186 9593F3F4 40404040 7A86A495 83A38996 956D9581 94856D93
a859c41fnl34 :function_name_l |
+000438 859587A3 886D8598 A48193A2 6DA3966D F060606E C3C5D3C8 E5F0F0F3 40404040 | length_equals_to_0--
>CELHV003 |
+000458 40404040 7A979989 95A38640 40404040 40404040 40404040 40404040 40404040
| :printf |
+000478 40404040 404040F1 |
1 |
+000480 Time 22.10.56.826697 Date 2005.05.01 Thread ID... 21DEC83000000000
+000490 Member ID.... 03 Flags..... 000000 Entry Type..... 00000008
+000498 40404040 40404040 40404040 40404040 7AF3F440 40404040 40404040 40404040
:34 |
+0004B8 40404040 40404040 40404040 40404040 4060606E 40404040 40404040 40404040 | --
> |
+0004D8 40404040 7A404040 40404040 40404040 40404040 40404040 40404040 40404040
| : |
+0004F8 40404040 404040F2 |

```

```

2
+000500 Time 22.10.56.836542 Date 2005.05.01 Thread ID... 21DEC83000000000
+000510 Member ID.... 03 Flags..... 000000 Entry Type..... 00000008
+000518 81F8F5F9 83F4F186 9593F3F4 40404040 7A86A495 83A38996 956D9581 94856D93 |
a859c41fnl34 :function_name_1|
+000538 859587A3 886D8598 A48193A2 6DA3966D F060606E 81F8F5F9 83F4F186 9593F3F5 |length_equals_to_0--
>a859c41fnl35|
+000558 40404040 7A86A495 83A38996 956D9581 94856D93 859587A3 886D8598 A48193F3
| :function_name_length_equal3|
+000578 F56DA285 834040F1 |5_sec
1
+000580 Time 22.10.56.836543 Date 2005.05.01 Thread ID... 21DEC83000000000
+000590 Member ID.... 03 Flags..... 000000 Entry Type..... 00000008
+000598 40404040 40404040 40404040 40404040 7AF3F440 40404040 40404040 40404040 |
:34 |
+0005B8 40404040 40404040 40404040 40404040 4060606E 40404040 40404040 40404040 | --
> |
+0005D8 40404040 7A969584 40404040 40404040 40404040 40404040 40404040 40404040
| :ond |
+0005F8 40404040 404040F2 |
2
+000600 Time 22.10.56.836579 Date 2005.05.01 Thread ID... 21DEC83000000000
+000610 Member ID.... 03 Flags..... 000000 Entry Type..... 00000008
+000618 81F8F5F9 83F4F186 9593F3F4 40404040 7A86A495 83A38996 956D9581 94856D93 |
a859c41fnl34 :function_name_1|
+000638 859587A3 886D8598 A48193A2 6DA3966D F060606E C3C5D3C8 E5F0F0F3 40404040 |length_equals_to_0--
>CELHV003 |
+000658 40404040 7A979989 95A38640 40404040 40404040 40404040 40404040 40404040
| :printf |
+000678 40404040 404040F1 |
1
+000680 Time 22.10.56.836579 Date 2005.05.01 Thread ID... 21DEC83000000000
+000690 Member ID.... 03 Flags..... 000000 Entry Type..... 00000008
+000698 40404040 40404040 40404040 40404040 7AF3F440 40404040 40404040 40404040 |
:34 |
+0006B8 40404040 40404040 40404040 40404040 4060606E 40404040 40404040 40404040 | --
> |
+0006D8 40404040 7A404040 40404040 40404040 40404040 40404040 40404040 40404040
| : |
+0006F8 40404040 404040F2 |
2
+000700 Time 22.10.56.836605 Date 2005.05.01 Thread ID... 21DEC83000000000
+000710 Member ID.... 03 Flags..... 000000 Entry Type..... 00000008
+000718 81F8F5F9 83F4F186 9593F3F4 40404040 7A86A495 83A38996 956D9581 94856D93 |
a859c41fnl34 :function_name_1|
+000738 859587A3 886D8598 A48193A2 6DA3966D F060606E C3C5D3C8 E5F0F0F3 40404040 |length_equals_to_0--
>CELHV003 |
+000758 40404040 7A979989 95A38640 40404040 40404040 40404040 40404040 40404040
| :printf |
+000778 40404040 404040F1 |
1
+000780 Time 22.10.56.836605 Date 2005.05.01 Thread ID... 21DEC83000000000
+000790 Member ID.... 03 Flags..... 000000 Entry Type..... 00000008
+000798 40404040 40404040 40404040 40404040 7AF3F440 40404040 40404040 40404040 |
:34 |
+0007B8 40404040 40404040 40404040 40404040 4060606E 40404040 40404040 40404040 | --
> |
+0007D8 40404040 7A404040 40404040 40404040 40404040 40404040 40404040 40404040
| : |
+0007F8 40404040 404040F2 |
2
+000800 Time 22.10.56.836671 Date 2005.05.01 Thread ID... 21DEC83000000000
+000810 Member ID.... 01 Flags..... 000000 Entry Type..... 00001800
+000818 0125D23C A04F07F0 2033E150 20C121B8 00000001 00000010 00000000 20C121B8
|..K..|.0...&.A.....A..|
+000838 01000000 00000000 00000000 00000000 00000000 00000000 000000F2 00000000
|.....2.....|
+000858 00000000 202D92B8 03000000 00000000 BCF2310D 2130666C 40404040 40404040
|.....k.....2.....%|
+000878 40404040 40404040
|
Additional Language Specific Information:
errno information :
Thread Id .... 21DEC83000000000 Errno ..... 0 Errnojr .... 00000000

```


Debugging examples of C/C++ routines

This section contains examples that demonstrate the debugging process for C/C++ routines. Important areas of the output are highlighted. Data unnecessary to the debugging examples has been replaced by ellipses.

Divide-by-zero error

The following figure illustrates a C program that contains a divide-by-zero error. The code was compiled with RENT so static and external variables need to be calculated from the WSA field. The code was compiled with XREF, LIST and OFFSET to generate a listing, which is used to calculate addresses of functions and data. The code was processed by the binder with MAP to generate a binder map, which is used to calculate the addresses of static and external variables.

```
#include <stdio.h>
#include <stdlib.h>
#include <errno.h>
int statint = 73;
int fa;
void funcb(int *pp);

int main(void) {
    int aa, bb=1;
    aa = bb;
    funcb(&aa);
    return(99);
}

void funcb(int *pp) {
    int result;
    fa = *pp;
    result = fa/(statint-73);
    return;
}
```

Figure 69. C routine with a divide-by-zero error

To debug this routine, use the following steps:

1. Locate the Original Condition message in the Condition Information for Active Routines section of the dump. In this example, the message is CEE3209S. The system detected a fixed-point divide exception. This message indicates the error was caused by an attempt to divide by zero. For more information about CEE3209S, see [Language Environment runtime messages](#) in *z/OS Language Environment Runtime Messages*.

The traceback section of the dump indicates that the exception occurred at offset X'76' within function funcb. This information is used along with the compiler-generated Pseudo Assembly Listing to determine where the problem occurred.

If the TEST compiler option is specified, variable information is in the dump. If the GONUMBER compiler option is specified, statement number information is in the dump. [Figure 70 on page 206](#) shows the generated traceback from the dump.

```

CEE3DMP V1 R12.0: Condition processing resulted in the unhandled condition. 05/24/10 6:20:36 PM Page: 1
ASID: 0049 Job ID: JOB23488 Job name: CDIVZERO Step name: STEP1 UserID: HEALY

CEE3845I CEEEDUMP Processing started.

Information for enclave main

Information for thread 8000000000000000

Traceback:
DSA Entry E Offset Statement Load Mod Program Unit Service Status
1 CEEHDSB +00004030 CEEPLPKA CEEHDSB D1908 Call
2 funcb +00000076 18 CDIVZERO CDIVZERO D1908 Exception
3 main +00000064 12 CDIVZERO CDIVZERO D1908 Call
4 EDCZMINV +000000C2 CEEV003 CEEV003 D1908 Call
5 CEEBBEXT +000001B6 CEEPLPKA CEEBBEXT D1908 Call

DSA DSA Addr E Addr PU Addr PU Offset Comp Date Compile Attributes
1 20FCB358 209C4238 209C4238 +00004030 20061215 CEL
2 20FCB2B0 20900960 20900960 +00000076 20070115 C/C++
3 20FCB208 209000E0 209000E0 +00000064 20070115 C/C++
4 20FCB0F0 20E699EE 20E699EE +000000C2 20061215 LIBRARY
5 20FCB030 20992208 20992208 +000001B6 20061215 CEL

Condition Information for Active Routines
Condition Information for (DSA address 20FCB2B0)
CIB Address: 20FCB078
Current Condition:
CEE0198S The termination of a thread was signaled due to an unhandled condition.
Original Condition:
CEE3209S The system detected a fixed-point divide exception (System Completion Code=0C9).
Location:
Program Unit: Entry: funcb Statement: 18 Offset: +00000076
Machine State:
ILC.... 0002 Interruption Code.... 0009
PSW.... 078D2400 A09009D8
GPR0.... 00000000_20900A08 GPR1.... 00000000_00000000 GPR2.... 00000000_20FCB2A8 GPR3.... 00000000_2090099A
GPR4.... 00000000_00000000 GPR5.... 00000000_00000001 GPR6.... 00000000_20900B24 GPR7.... 00000000_20900098
GPR8.... 00000000_00000030 GPR9.... 00000000_80000000 GPR10.... 00000000_A0E699E2 GPR11.... 00000000_A0992208
GPR12.... 00000000_20913980 GPR13.... 00000000_20FCB2B0 GPR14.... 00000000_20914F50 GPR15.... 00000000_00000000
Storage dump near condition, beginning at location: 209009C6
+000000 209009C6 5811E000 504FE000 A71AFFB7 8E400020 1D4158F0 306A4110 D0985000 D0985050 |...&|.x... ..0....q&..q&|
PREG STORAGE:
Storage around GPR0 (20900A08)
-0020 209009E8 0DEF18F5 58D0D004 58E0D00C 9825D01C 051E0707 00000000 00000008 209000B8 |...5.....q.....|
+0000 20900A08 D985A2A4 93A3407E 406C8415 00000000 1CCEA106 00000228 00000178 00000000 |Result = %d.....|
:

```

Figure 70. Sections of the dump from example C/C++ routine (divide-by-zero error)

2. Locate the instruction with the divide-by-zero error in the Pseudo Assembly Listing in [Figure 71](#) on page 207.

The offset (within funcb) of the exception from the traceback (X'76') reveals the divide instruction: DR r4,r1 at that location. Instructions X'66' through X'76' refer to the result = fa/(statint-73); line of the C/C++ routine.

```

OFFSET OBJECT CODE      LINE# FILE#  P S E U D O   A S S E M B L Y
L I S T I N G
000000      000015 |      * int funcb(int *pp) {
      000015 |      funcb    DS      00
.
.
000046 50D0 E004      000015 |      ST      r13,4(,r14)
00004A 18DE      000015 |      LR      r13,r14
00004C      End of Prolog

00004C 58E0 C1F4      000000 |      L      r14,_CEECAA_(,r12,500)
      000016 |      *      int result;
      000017 |      *      fa = *pp;
000050 5820 1000      000017 |      L      r2,pp(,r1,0)
000054 5810 3062      000018 |      L      r1,=Q(statint)(,r3,98)
000058 58F0 3066      000017 |      L      r15,=Q(fa)(,r3,102)
00005C C000 0000 0026      000000 |      LARL    r0,F'38'
000062 5840 2000      000017 |      L      r4,(*)int(,r2,0)
      000018 |      *      result = fa/(statint-73);
      000018 |      L      r1,statint(r1,r14,0)
000066 5811 E000      000017 |      ST      r4,fa(r15,r14,0)
00006A 504F E000      000018 |      AHI     r1,H'-73'
00006E A71A FFB7      000018 |      SRDA    r4,32
000072 8E40 0020      000018 |      DR      r4,r1
000076 1D41      000019 |      *      printf("Result = %d\n",result);
      000019 |      L      r15,=V(printf)(,r3,106)
000078 58F0 306A      000019 |      LA      r1,#MX_TEMP2(,r13,152)
00007C 4110 D098      000019 |      ST      r0,#MX_TEMP2(,r13,152)
000080 5000 D098      000019 |      ST      r5,#MX_TEMP2(,r13,156)
000084 5050 D09C      000019 |      BASR    r14,r15
000088 0DEF      000020 |      *      return result;
      000020 |      LR      r15,r5
00008A 18F5      000021 |      *      }
00008C      000021 |      @2L3    DS      00H

00008C      Start of Epilog
00008C 58D0 D004      000021 |      L      r13,4(,r13)
000090 58E0 D00C      000021 |      L      r14,12(,r13)
000094 9825 D01C      000021 |      LM      r2,r5,28(r13)
000098 051E      000021 |      BALR    r1,r14
00009A 0707      000021 |      NOPR    7

00009C      Start of Literals
00009C 00000000      =Q(statint)
0000A0 00000000      =Q(fa)
0000A4 00000000      =V(printf)
0000A8      End of Literals

*** General purpose registers used: 1111110000001111
*** Floating point registers used: 1111111000000000
*** Size of register spill area: 128(max) 0(used)
*** Size of dynamic storage: 168
*** Size of executable code: 156

Constant Area
000000 D985A2A4 93A3407E 406C8415 00 |Result = %d.. |

PPA1: Entry Point Constants
000000 1CCEA106      =F'483303686'      Flags
000004 00000228      =A(PPA2-main)
000008 00000178      =A(PPA3-main)
00000C 00000000      =F'0'              No EPD
000010 FE000000      =F'-33554432'      Register save mask
000014 00000000      =F'0'              Member flags
000018 90          =AL1(144)      Flags
000019 00000000      =AL3(0)            Callee's DSA use/8
00001C 0040          =H'64'              Flags
00001E 0012          =H'18'              Offset/2 to CDL
000020 00000000      =F'0'              Reserved
000024 5000003C      =F'1342177340'     CDL function length/2
000028 FFFFFFFEC8      =F'-312'           CDL function EP offset
00002C 38260000      =F'942014464'     CDL prolog
000030 40090033      =F'1074331699'    CDL epilog
000034 00000000      =F'0'             CDL end
000038 0004 ****      AL2(4),C'main'

:
PPA1 End

```

Figure 71. Pseudo assembly listing (C/C++ routine divide-by-zero error)

3. Verify the value of the divisor `statint`. Use the following procedure to determine the value of static variables only. If the divisor is an automatic variable, there is a different procedure for finding the value of the variable. For more information about finding automatic variables in a dump, see “Steps for finding automatic variables” on page 174.

Because this routine was compiled with the RENT option, find the WSA address in the Enclave Control Blocks section of the dump. In this example, this address is X'20914F50'. Figure 72 on page 207 shows the WSA address.

```

Enclave Control
Blocks:

:

WSA
address.....20914F50

:

```

Figure 72. C/C++ CAA information in dump (C/C++ routine divide-by-zero error)

4. Routines compiled with the RENT option must also be processed by the binder. The binder produces the Writable Static Map. Find the offset of `statint` in the Writable Static Map in [Figure 73 on page 208](#). In this example, the offset is `X'0'`.

```

:
-----
CLASS  C_WSA          LENGTH =      AC  ATTRIBUTES = MRG, DEFER ,
RMODE=ANY             OFFSET =      0 IN SEGMENT 002      ALIGN =
DBLWORD
-----

CLASS

SECTION  OFFSET  NAME          TYPE      LENGTH
statint   0      statint      PART      4
fa        8      fa          PART      4
environ  10      environ      PART      4
errno     18      errno       PART      4
errno
:

```

Figure 73. Writable static map (C/C++ routine divide-by-zero error)

5. Add the WSA address of `X'20914F50'` to the offset of `statint`. The result is `X'20914F50'`. This is the address of the variable `statint`, which is in the writable static area.

The writable static area is shown in the Enclave Storage section of the dump. For a load module, the writable static area is storage allocated by the C/C++ runtime for the C/C++ user, so it is in the user heap. For a program object, the writable static area is storage allocated by the loader and is shown in the WSA for Program Object(s) section of the dump.

For this example, the program was built as a program object. The writable static area is displayed in the Enclave Storage section of the dump, shown in [Figure 74 on page 208](#).

6. To find the variable `statint` in the writable static area, locate the closest address listed that is before the address of `statint`. In this case, that address is `X'20914F50'`. Count across `X'00'` to location `X'20914F50'`. The value at that location is `X'49'` (that is, `statint` is 73), and hence the fixed point divide exception.

```

Enclave Storage:
:
WSA for Program Object(s)
WSA: 20914F50
+000000 20914F50 00000049 00000000 00000001 00000000 2090A880 00000000 00000000 00000000 |.....y.....|
+000020 20914F70 20910260 2091026A 00000000 00000000 00000000 00000000 00000000 00000000 |.j.-.j.....|
+000040 20914F90 00000001 00000000 00000001 00000000 00000000 00000000 00000000 00000000 |.....|
+000060 20914FB0 00000000 00000000 00000000 00000000 00000000 00000000 00000000 00000000 |.....|
+000080 20914FD0 00000000 00000000 00000000 00000000 2090F6BC 00000000 2090F28C 00000000 |......6.....2.....|
+0000A0 20914FF0 2090F4A4 00000000 00000000 00000000 00000000 00000000 00000000 00000000 |..4u.....|
:

```

Figure 74. Enclave storage section of dump (C/C++ routine divide-by-zero error)

Calling a nonexistent non-XPLINK function

[Figure 75 on page 209](#) demonstrates the error of calling a nonexistent function. This routine was compiled with the compiler options `LIST`, `OFFSET`, and `RENT` and was run with the option `TERMTHDACT(DUMP)`. The code was processed by the binder with `MAP` to generate a binder map, which is used to calculate the addresses of static and external variables. This routine was not compiled with the `TEST(ALL)` compiler option. As a result, arguments and variables do not appear in the dump.

```

#include <stdio.h>
#include <stdlib.h>
#include <errno.h>
#include <signal.h>
void funca(int* aa);
int (*func_ptr)(void)=0;
int main(void) {
    int aa;
    funca(&aa);
    printf("result of funca = %d\n",aa);
    return;
}
void funca(int* aa) {
    *aa = func_ptr();
    return;
}

```

Figure 75. C/C++ example of calling a nonexistent subroutine

To debug this routine, use the following steps:

1. Locate the Original Condition message in the Condition Information for Active Routines section of the dump, shown in [Figure 76](#) on page 210. In this example, the message is

CEE3201S The system detected an operation exception (System Completion Code=0C1).

It suggests that the error was caused by an attempt to branch to an unknown address. For more information about CEE3201S, see [Language Environment runtime messages](#) in *z/OS Language Environment Runtime Messages*.

The Location section of the dump indicates that the exception occurred at offset X'-20900978' within function funca and that there may have been a bad branch from offset X'+0000005A' within function funca. The negative offset indicates that the offset cannot be used to locate the instruction that caused the error. Another indication of bad data is the value of X'80000002' in the instruction address of the PSW. This address indicates that an instruction in the routine branched outside the bounds of the routine.

```

CEE3DMP V1 R12.0: Condition processing resulted in the unhandled condition.      04/18/10 5:38:23 PM      Page: 1
ASID: 0049 Job ID: J0821060 Job name: EXIST Step name: STEP1 UserID: HEALY

CEE3845I CEEDUMP Processing started.

Information for enclave main

Information for thread 8000000000000000

Traceback:
DSA Entry E Offset Statement Load Mod Program Unit Service Status
1 CEEHDSP +00004030 CEEPLPKA CEEHDSP D1908 Call
2 funca -20900978 EXIST Exception
3 main +0000005C EXIST Call
4 EDZMINV +000000C2 CEEV003 Call
5 CEEBBEXT +000001B6 CEEPLPKA CEEBBEXT D1908 Call

DSA DSA Addr E Addr PU Addr PU Offset Comp Date Compile Attributes
1 20FCB350 209D2B08 209D2B08 +00004030 20061215 CEL
2 20FCB2B0 20900978 20900978 -20900978 20070115 C/C++
3 20FCB2B0 209008E0 209008E0 +0000005C 20070115 C/C++
4 20FCB0F0 20E699EE 20E699EE +000000C2 20061215 LIBRARY
5 20FCB030 209A0AD8 209A0AD8 +000001B6 20061215 CEL

Condition Information for Active Routines
Condition Information for (DSA address 20FCB2B0)
CIB Address: 20FCB070
Current Condition:
CEE0198S The termination of a thread was signaled due to an unhandled condition.
Original Condition:
CEE32015 The system detected an operation exception (System Completion Code=0C1).
Location:
Program Unit: Entry: funca Statement: Offset: -20900978
Possible Bad Branch: Statement: Offset: +0000005A
Machine State:
ILC..... 0002 Interruption Code..... 0001
PSW..... 078D1400 80000002
GPR0..... 00000000 20FCB350 GPR1..... 00000000 20FCB2A0 GPR2..... 00000000 20FCB2A0 GPR3..... 00000000 209009B2
GPR4..... 00000000 A09A0B8C GPR5..... 00000000 20912648 GPR6..... 00000000 20900AA4 GPR7..... 00000000 20900098
GPR8..... 00000000 00000030 GPR9..... 00000000 00000000 GPR10..... 00000000 A0E699E2 GPR11..... 00000000 A09A0AD8
GPR12..... 00000000 209139B0 GPR13..... 00000000 20FCB2B0 GPR14..... 00000000 A09009D4 GPR15..... 00000000 00000000
Storage dump near condition, beginning at location: 00000000
+000000 00000000 Inaccessible storage.
GPREG STORAGE:
Storage around GPR0 (20FCB350)
-0020 20FCB330 00000000 00000000 00000000 00000000 00000000 00000000 00000000 00000000 |.....U.....Q...&...y.j..|
+0000 20FCB350 0000CEE1 20FCB2B0 20FCE470 A09D6B3A A09EFFD8 20FCB350 20FCB7A8 20912648 |.....U.....Q...&...y.j..|

Parameters, Registers, and Variables for Active Routines:
CEEHDSP (DSA address 20FCB350):
UPSTACK DSA
Saved Registers:
GPR0..... 20FCB350 GPR1..... 20FCB7A8 GPR2..... 20912648 GPR3..... 00000000
GPR4..... 20907734 GPR5..... A0915000 GPR6..... 2090C2A8 GPR7..... 20FCB070
GPR8..... A090665A GPR9..... 20FC034E GPR10..... 20FCC34F GPR11..... 209D2B08
GPR12..... 209139B0 GPR13..... 20FCB350 GPR14..... A09D6B3A GPR15..... A09EFFD8

funca (DSA address 20FCB2B0):
UPSTACK DSA
Saved Registers:
GPR0..... 20FCB350 GPR1..... 20FCB2A0 GPR2..... 20FCB2A0 GPR3..... 209009B2
GPR4..... A09A0B8C GPR5..... 20912648 GPR6..... 20900AA4 GPR7..... 20900098
GPR8..... 00000030 GPR9..... 00000000 GPR10..... A0E699E2 GPR11..... A09A0AD8
GPR12..... 209139B0 GPR13..... 20FCB2B0 GPR14..... A09009D4 GPR15..... 00000000

```

Figure 76. Sections of the dump from example C routine (calling a nonexistent subroutine)

- Find the branch instructions at offset X'+0000005A' of funca in the listing in Figure 77 on page 211. The instruction is BASR r14,r15. This branch is part of the source statement *aa = func_ptr().

OFFSET	OBJECT CODE	LINE#	FILE#	P S E U D O	A S S E M B L Y	L I S T I N G
		000016		* void funca(int* aa)		
{						
000000		000016		funca DS		
0D						
.						
.						
.						
000046	50D0 E004	000016			ST	
r13,4,r14)						
00004A	18DE	000016			LR	
r13,r14						
00004C		End of				
Prolog						
00004C	58E0 C1F4	000000			L	
r14,_CEECAA_(,r12,500)						
		000017		* *aa =		
func_ptr();						
000050	58F0 303A	000017			L	r15,Q(func_ptr)
(,r3,58)						
000054	1821	000016			LR	
r2,r1						
000056	58FF E000	000017			L	
r15,func_ptr(r15,r14,0)						
00005A	0DEF	000017			BASR	
r14,r15						
00005C	5810 2000	000017			L	
r1,aa(r2,0)						
000060	50F0 1000	000017			ST	r15,
(*)int(,r1,0)						
		000018		*		
return;						
* }		000019				
000064		000019		@2L3	DS	
0H						
000064		Start of				
Epilog						
000064	58D0 D004	000019			L	
r13,4,r13)						
000068	58E0 D00C	000019			L	
r14,12(r13)						
00006C	9824 D01C	000019			LM	
r2,r4,28(r13)						
000070	051E	000019			BALR	
r1,r14						
000072	0707	000019			NOPR	7

Figure 77. Pseudo assembly listing (calling a nonexistent subroutine)

- Find the offset of `func_ptr` in the Writable Static Map, shown in [Figure 78 on page 212](#), as produced by the binder.

```

:
-----
CLASS C.WSA          LENGTH =      A4  ATTRIBUTES = MRG, DEFER ,
RMODE=ANY           OFFSET =      0  IN SEGMENT 002      ALIGN =
DBLWORD
-----

CLASS
SECTION  OFFSET  NAME          TYPE      LENGTH
func_ptr    0  func_ptr      PART        4
environ     8  environ      PART        4
errno       10  errno        PART        4
tzname      18  tzname       PART        8
:

```

Figure 78. Writable static map (calling a nonexistent subroutine)

4. Add the offset of FUNC@PTR (X'0') to the address of WSA (X'20914F58'). The result (X'20914F58') is the address of the function pointer `func_ptr` in the writable static storage area within the heap. This value is 0, indicating the variable is uninitialized. [Figure 79 on page 212](#) shows the sections of the dump.

```

:
Enclave Control Blocks:
:
WSA address.....20914F58
Enclave Storage:
:
WSA for Program Object(s)
WSA: 20914F58
+000000 20914F58 00000000 00000000 2090A880 00000000 00000000 00000000 20910260 2091026A |.....y.....j.-.j..|
+000020 20914F78 00000000 00000000 00000000 00000000 00000000 00000000 00000001 00000000 |.....|
+000040 20914F98 00000001 00000000 00000000 00000000 00000000 00000000 00000000 00000000 |.....|
+000060 20914FB8 00000000 00000000 00000000 00000000 00000000 00000000 00000000 00000000 |.....|
+000080 20914FD8 00000000 00000000 2090F6BC 00000000 2090F28C 00000000 2090F4A4 00000000 |.....6.....2.....4u....|
+0000A0 20914FF8 00000000 00000000 A099FF10 A09C4A58 A09D0FD8 A09D7E98 A09D2B08 A09D9A78 |.....r.....Q..=q.....|
:

```

Figure 79. Enclave control blocks and storage sections in dump (calling a nonexistent subroutine)

Calling a nonexistent XPLINK function

[Figure 80 on page 213](#) demonstrates the error of calling a nonexistent function. This routine was compiled with the compiler options XPLINK, LIST and RENT and was run with the option TERMTHDACT(DUMP). This routine was not compiled with the TEST(ALL) compile option. As a result, arguments and variables do not appear in the dump.


```

#include <stdio.h>
#include <stdlib.h>
#include <errno.h>
#include <signal.h>
void funca(int* aa);
int (*func_ptr)(void)=0;
int main(void) {
    int aa;
    funca(&aa);
    printf("result of funca = %d\n",aa);
    return;
}
void funca(int* aa) {
    *aa = func_ptr();
    return;
}

```

Figure 80. C/C++ example of calling a nonexistent XPLINK function

To debug this routine, use the following steps:

1. Locate the Original Condition message in the Condition Information for Active Routines section of the dump, shown in “Sections of the dump from example C routine (calling a nonexistent XPLINK function)” on page 214. In this example, the message is

CEE3201S The system detected an operation exception (System Completion Code=0C1).

It suggests that the error was caused by an attempt to branch to an unknown address. For additional information about CEE3201S, see [Language Environment runtime messages in z/OS Language Environment Runtime Messages](#).

The location section of the dump indicates that the exception occurred at offset X'-20900158' within function funca and that there may have been a bad branch from offset X'+0000001C'. The negative offset indicates that the offset cannot be used to locate the instruction that caused the error. Another indication of bad data is the value of X'80000004' in the instruction address of the PSW. This address indicates that an instruction in the routine branched outside the bounds of the routine.

2. Find the branch instruction at offset X'+0000001C' of funca in the listing in Figure 81 on page 213. This instruction is BASR r7, r6. This branch is part of the source statement *aa = func_ptr().

	00015		* void funca(int* aa) {	
:				
000020			@2L0 DS 0D	
000020	00C300C5		=F'12779717'	XPLink entrypoint marker
000024	00C500F1		=F'12910833'	
000028	FFFFFFE0		=F'-32'	
00002C	00000080		=F'128'	
000000		00015	funca DS 0D	
000000	9057 4784	00015	STM r5,r7,1924(r4)	
000004	A74A FF80	00015	AHI r4,H'-128'	
000008			End of Prolog	
000008	5010 48C0	00015	ST r1,aa(,r4,2240)	
00000C	5860 4804	00016	* *aa = func_ptr();	
000010	5860 6018	00016	L r6,#Save_ADA_Ptr_2(,r4,2052)	
000014	5860 6000	00016	L r6,A(func_ptr)(,r6,24)	
000018	9856 6010	00016	L r6,func_ptr(r6,0)	
00001C	0D76	00016	LM r5,r6,&ADA_EPA(r6,16)	
00001E	4700 0004	00016	BASR r7,r6	
000022	1803	00016	NOP 4	
000024	5860 48C0	00016	LR r0,r3	
000028	5000 6000	00016	L r6,aa(,r4,2240)	
		00016	ST r0,(*)int(r6,0)	
		00017	* return;	
		00018	* }	
00002C		00018	@2L3 DS 0H	
			Start of Epilog	
00002C	5870 480C	00018	L r7,2060(,r4)	
000030	4140 4080	00018	LA r4,128(,r4)	
000034	07F7	00018	BR r7	
:				

Figure 81. Pseudo assembly listing (calling a nonexistent XPLINK function)

3. Find the offset of func_ptr in the Writable Static Map, shown in Figure 82 on page 214.

```

:
CLASS C_WSA          LENGTH =      3C  ATTRIBUTES = MRG, DEFER , RMODE=ANY
                   OFFSET =      0  IN SEGMENT 002          ALIGN = DBLWORD
:
:
CLASS
OFFSET  NAME          TYPE      LENGTH  SECTION
0      $PRIV000011    PART      10
10     exist          PART      28  EXIST
38     func_ptr       PART      4    func_ptr
:

```

Figure 82. Writable static map (calling a nonexistent XPLINK function)

4. Add the offset of func_ptr (X'38') to the address of WSA (X'20914FC0'). The result (X'20914FF8') is the address of the function pointer func_ptr in the writable static storage area within the heap. This value is 0, indicating the variable is uninitialized. Figure 83 on page 214 shows the sections of the dump.

```

Enclave Control Blocks:
:
DLL Information:
WSA Addr  Module Addr  Thread ID      Use Count  Name
20914FC0
WSA address.....20914FC0

Enclave Storage:
:
WSA for Program Object(s)
WSA: 20914FC0
+000000 20914FC0  C36DE6E2 C1404040 40404040 40404040 9985A2A4 93A34096 864086A4 95838140 |C_WSA          result of funca |
+000020 20914FE0  7E406C84 15000000 20914FF8 00000000 00000060 20F23280 00000000 00000000 |= "%d.....j|8.....-2.....|
:

```

Figure 83. Enclave control blocks and storage sections in dump (calling a nonexistent XPLINK function)

Sections of the dump from example C routine (calling a nonexistent XPLINK function)

```

CEE3DMP V1 R12.0: Condition processing resulted in the unhandled condition.          01/26/10 1:41:48 PM          Page:    1
ASID: 0051  Job ID: J0806606  Job name: XEXIST  Step name: STEP1  UserID: HEALY

CEE3845I CEEDUMP Processing started.

Information for enclave main

Information for thread 8000000000000000

Traceback:
 DSA  Entry      E Offset  Statement  Load Mod  Program Unit  Service  Status
 1  CEEHDSPP      +00004030  CEEPLPKA  CEEPLPKA  CEEHDSPP      D1908    Call
 2  CEEHRNUH      +00000092  CEEPLPKA  CEEHRNUH  CEEHRNUH      D1908    Call
 3  funca        -20900158  XEXIST    XEXIST    XEXIST        Exception
 4  main          +00000012  XEXIST    XEXIST    XEXIST        Call
 5  CEEVROND      +000011FA  CEEPLPKA  CEEPLPKA  CEEPLPKA      Call
 6  EDCZHINV      +000000B4  CELHV003  EDCZHINV  EDCZHINV      D1908    Call
 7  CEEBBEXT      +000001B6  CEEPLPKA  CEEBBEXT  CEEBBEXT      D1908    Call

 DSA  DSA Addr  E Addr  PU Addr  PU Offset  Comp Date  Compile Attributes
 1  2110C500  209D2B08 209D2B08 +00004030 20061215  CEL
 2  2110C340  209E0B80 209E0B80 +00000092 20061215  CEL
 3  211B5620  20900158 20900158 -20900158 20000404  C/C++  XPLINK EBCDIC  HFP
 4  211B56A0  209000D0 209000D0 +00000012 20000404  C/C++  XPLINK EBCDIC  HFP
 5  211B5720  20ACA1E0 20ACA188 +00001252 20061215  CEL    XPLINK EBCDIC  HFP
 6  2110C0F0  20C36CE8 20C36CE8 +000000B4 20061214  LIBRARY
 7  2110C030  209A0AD8 209A0AD8 +000001B6 20061215  CEL

Condition Information for Active Routines
Condition Information for (DSA address 211B5620)
CIB Address: 2110CE20
Current Condition:
CEE0198S The termination of a thread was signaled due to an unhandled condition.
Original Condition:
CEE3201S The system detected an operation exception (System Completion Code=0C1).
Location:
Program Unit: Entry: funca Statement: Offset: -20900158
Possible Bad Branch: Statement: Offset: +0000001C
Machine State:
ILC..... 0002  Interruption Code..... 0001
PSW..... 078D2400 80000002
GPR0..... 00000000_2110C500  GPR1..... 00000000_211B5F00  GPR2..... 00000000_2110C294  GPR3..... 00000000_2110C298
GPR4..... 00000000_211B5620  GPR5..... 00000000_00FDD100  GPR6..... 00000000_00000000  GPR7..... 00000000_A0900176
GPR8..... 00000000_A09000DA  GPR9..... 00000000_20ACB187  GPR10..... 00000000_2110C1A0  GPR11..... 00000000_A0ACA188
GPR12..... 00000000_209139B0  GPR13..... 00000000_2110C1B8  GPR14..... 00000000_00000000  GPR15..... 00000000_00000000

```

```

Storage dump near condition, beginning at location: 00000000
+000000 00000000 Inaccessible storage.
GPREG STORAGE:
Storage around GPR0 (2110C500)
-0020 2110C4E0 00000000 00000000 00000000 00000000 00000000 00000000 00000000 00000000 |.....|
+0000 2110C500 0808CEE1 2110C340 2110F620 A09D6B3A A09EFFD8 2110C500 2110C958 20912648 |.....C..6.....Q..E...I..j..|
+0020 2110C520 00000080 209D7734 A0915000 2090C2A8 2110CE20 A09D665A 2110E4FE 2110D4FF |.....j&...By.....!..U...M.|

```

Parameters, Registers, and Variables for Active Routines:

```

CEEHDSP (DSA address 2110C500):
UPSTACK DSA
Saved Registers:
GPR0..... 2110C500  GPR1..... 2110C958  GPR2..... 20912648  GPR3..... 00000080
GPR4..... 209D7734  GPR5..... A0915000  GPR6..... 2090C2A8  GPR7..... 2110CE20
GPR8..... A09D665A  GPR9..... 2110E4FE  GPR10..... 2110D4FF  GPR11..... 209D2B08
GPR12..... 209139B0  GPR13..... 2110C500  GPR14..... A09D6B3A  GPR15..... A09EFFD8

```

```

CEEHRNUH (DSA address 2110C340):
TRANSITION DSA
Saved Registers:
GPR0..... 2110C500  GPR1..... 00000000  GPR2..... 2090B3B0  GPR3..... 2090B458
GPR4..... 209E0B80  GPR5..... 211B5620  GPR6..... 2110C340  GPR7..... 209E625C
GPR8..... 940C1000  GPR9..... 00000000  GPR10..... 2090B430  GPR11..... 209E0B80
GPR12..... 209139B0  GPR13..... 2110C340  GPR14..... A09E0C14  GPR15..... 209D2B08

```

```

funca (DSA address 211B5620):
DOWNSTACK DSA
Saved Registers:
GPR0..... 2110C500  GPR1..... 211B5F00  GPR2..... 2110C294  GPR3..... 2110C298
GPR4..... 211B5620  GPR5..... 00FDD100  GPR6..... 00000000  GPR7..... A0900176
GPR8..... A09000DA  GPR9..... 20ACB187  GPR10..... 2110C1A0  GPR11..... A0ACA188
GPR12..... 209139B0  GPR13..... 2110C1B8  GPR14..... 00000000  GPR15..... 00000000

```

Handling dumps written to the z/OS UNIX file system

When a z/OS UNIX C/C++ application program is running in an address space created as a result of a call to `spawnp()`, `vfork()`, or one of the `exec` family of functions, the `SYSMDUMP` DD allocation information is not inherited. Even though the `SYSMDUMP` allocation is not inherited, a `SYSMDUMP` allocation must exist in the parent in order to obtain a storage dump.

Alternatively, you can specify the `DYNDUMP` runtime option to generate a system dump. For more information about `DYNDUMP`, see [DYNDUMP](#) in *z/OS Language Environment Programming Reference*.

If the program terminates abnormally while running in this new address space, the kernel causes an unformatted storage dump to be written to a file in the user's working directory. The file is placed in the current working directory or into `/tmp` if the current working directory is not defined. The file name has the following format; *directory* is the current working directory or `tmp`, and *pid* is the hexadecimal process ID (PID) for the process that terminated. For details on how to generate the system dump, see [“Steps for generating a system dump in a z/OS UNIX shell”](#) on page 85.

```
/directory/coredump.pid
```

To debug the dump, use the MVS Interactive Problem Control System (IPCS). If the dump was written to a file, you must allocate a data set that is large enough and has the correct attributes for receiving a copy of the file. For example, from the ISPF DATA SET UTILITY panel you can specify a volume serial and data set name to allocate. Doing so brings up the DATA SET INFORMATION panel for specifying characteristics of the data set to be allocated. The following filled-in panel shows the characteristics defined for the `URCOMP.JRUSL.COREDUMP` dump data set:

```

----- DATA SET INFORMATION -----
Command ==>

Data Set Name . . . : URCOMP.JRUSL.COREDUMP

General Data
Management class . . : STANDARD
Storage class . . . : OS390
Volume serial . . . : DPXDU1
Device type . . . : 3380
Data class . . . :
Organization . . . : PS
Record format . . . : FB
Record length . . . : 4160
Block size . . . : 4160
1st extent cylinders: 30
Secondary cylinders : 10
Data set name type :

Current Allocation
Allocated cylinders : 30
Allocated extents . : 1

Current Utilization
Used cylinders . . . : 0
Used extents . . . : 0

Creation date . . . : 2001/08/30
Expiration date . . : ***None***

F1=Help    F2=Split    F3=End      F4=Return   F5=Rfind    F6=Rchange
F7=Up      F8=Down    F9=Swap    F10=Left   F11=Right   F12=Cancel

```

Figure 84. IPCS panel for entering data set information

Fill in the information for your data set as shown, and estimate the number of cylinders required for the dump file you are going to copy.

Use the TSO/E OGET or OCOPY command with the BINARY keyword to copy the file into the data set. For example, to copy the storage dump file `coredump.00060007` into the data set `URCOMP.JRUSL.COREDUMP` just allocated, a user with the user ID `URCOMP` enters the following command:

```
OGET '/u/urcomp/coredump.00060007' 'urcomp.jrusl.coredump' BINARY
```

After you have copied the storage dump file to the data set, you can use IPCS to analyze the dump. See [“Formatting and analyzing system dumps” on page 86](#) for information about formatting Language Environment control blocks.

Multithreading consideration

Certain control blocks are locked while a dump is in progress. For example, a `csnap()` of the file control block would prevent another thread from using or dumping the same information. An attempt to do so causes the second thread to wait until the first one completes before it can continue.

Understanding C/C++ heap information in storage reports

Storage reports that contain specific C/C++ heap information can be generated in two ways; details on how to request and interpret the reports are provided in the following sections.

- By setting the Language Environment `RPTSTG(ON)` runtime option for Language Environment created heaps
- By issuing a stand-alone call to the C function `__uheapreport()` for user-created heaps.

Language Environment storage report with heap pools statistics

To request a Language Environment storage report set `RPTSTG(ON)`. If the C/C++ application specified the `HEAPOOLS(ON)` runtime option, then the storage report displays heap pools statistics. [Figure 4 on page 13](#) is a sample storage report that shows heap pools statistics for a multithreaded C/C++ application. The following sections describe the C/C++ specific heap pools information.

HEAPOOLS storage statistics

The `HEAPOOLS` runtime option controls usage of the heap pools storage algorithm at the enclave level. The heap pools algorithm allows for the definition of one to twelve heap pools, each consisting of a number of storage cells of a specified length.

Note: The use of an alternative Vendor Heap Manager (VHM) overrides the use of the HEAPPOOLS runtime option.

HEAPPOOLS statistics

- Pool *p* size: *ssss* Get requests: *gggg*

p

the number of the pool. When there are multiple pools for a cell size, the pools are numbered using the format *aa.bbb*.

aa

the number for the cell size.

bbb

the number for the pool within the cell size.

ssss

the cell size specified for the pool.

gggg

the number of storage requests that were satisfied from this pool.

- Successful Get Heap requests: *xxxx-yyy y n*

xxxx

the low side of the 8 byte range

yyy y

the high side of the 8 byte range

n

the number of requests in the 8 byte range.

- Requests greater than the largest cell size — the number of storage requests that are not satisfied by heap pools.

Note: Values displayed in the HEAPPOOLS statistics report are not serialized when collected; therefore, the values are not necessarily exact.

HEAPPOOLS summary

The HEAPPOOLS summary displays a report of the HEAPPOOLS statistics and provides suggested percentages for current cell sizes as well as suggested cell sizes.

- Specified Cell Size — the size of the cell specified in the HEAPPOOLS runtime option
- Element Size — the size of the cell plus any additional storage needed for control information or to maintain alignment
- Extent Percent — the cell pool percent specified by the HEAPPOOLS runtime option
- Cells Per Extent — the number of cells per extent. This number is calculated using the following formula, with a minimum of four cells:

```
Initial Heap Size * (Extent Percent/100)/(Element Size)
```

Note: Having a small number of cells per extent is not recommended since the pool could allocate many extents, which would cause the HEAPPOOLS algorithm to perform inefficiently.

- Extents Allocated — the number of times that each pool allocated an extent.

To optimize storage usage, the extents allocated should be either one or two. If the number of extents allocated is too high, then increase the percentage for the pool.

- Maximum Cells Used — the maximum number of cells used for each pool.
- Cells In Use — the number of cells that were never freed.

A large number in this field could indicate a storage leak.

- Suggested Percentages for current Cell Sizes — percentages calculated to find the optimal size of the cell pool extent. The calculation is based on the following formula:

```
(Maximum Cells Used * (Element Size) * 100) / Initial Heap Size
With a minimum of 1% and a maximum of 90%
```

Make sure that your cell pool extents are neither too large nor too small. If your percentages are too large then additional, unreferenced virtual storage will be allocated, thereby causing the program to exhaust the region size. If the percentages are too small then the HEAPPOOLS algorithm will run inefficiently.

- Suggested Cell Sizes — sizes that are calculated to optimally use storage (assuming that the application will `__malloc/__free` with the same frequency).

The suggested cell sizes are given with no percentages because the usage of each new cell pool size is not known. If there are less than 12 cell sizes calculated and the last calculated cell size is smaller than the largest cell size currently in effect, the largest cell size currently in effect will be used for the last suggested cell size.

For more information about stack and heap storage, see [Stack and heap storage](#) in *z/OS Language Environment Programming Guide*.

C function `__uheapreport()` storage report

To generate a user-created heap storage report use the C function, `__uheapreport()`. Use the information in the report to assist with tuning your application's use of the user-created heap.

Figure 85 on page 218 shows a sample storage report generated by `__uheapreport()`. For more information about the `__uheapreport()` function, see `__uheapreport()` — Produce a storage report for a user-created heap in *z/OS XL C/C++ Runtime Library Reference*. For tuning tips, see [Tuning heap storage](#) in *z/OS Language Environment Programming Guide*.

```
Storage Report for Enclave 12/26/09 11:42:23 AM
Language Environment V01 R12.00

HeapPools Statistics:
Pool 1 size: 32
Successful Get Heap requests: 1- 32 11250
Pool 2 size: 128
Successful Get Heap requests: 97- 128 3306
Pool 3 size: 512
Successful Get Heap requests: 481- 512 864
Pool 4 size: 2048
Successful Get Heap requests: 2017- 2048 216
Pool 5 size: 8192
Successful Get Heap requests: 8161- 8192 54
Pool 6 size: 16384
Successful Get Heap requests: 16353-16384 27
Requests greater than the largest cell size: 0
HeapPools Summary:
Cell Extent Cells Per Extents Maximum Cells In
Size Percent Extent Allocated Cells Used Use
-----
32 15 3750 1 3750 0
128 15 1102 1 1102 0
512 15 288 1 288 0
2048 15 72 1 72 0
8192 15 18 1 18 0
16384 15 9 1 9 0
-----
Suggested Percentages for current Cell Sizes:
32,15,128,15,512,15,2048,15,8192,15,16384,15
Suggested Cell Sizes:
32,,128,,512,,2048,,8192,,16384,
End of Storage Report
```

Figure 85. Storage report generated by `__uheapreport()`

User-created HeapPools statistics

- Pool *p* size: *ssss*

p

the number of the pool

SSSS

the cell size specified for the pool.

- Successful Get Heap requests: xxxx-yyyy n

XXXX

the low side of the range

YYYY

the high side of the range

n

the number of requests in the range.

- Requests greater than the largest cell size — the number of storage requests that are not satisfied by heap pools.

Note: Values displayed in the HeapPools statistics report are not serialized when collected; therefore, the values are not necessarily exact.

HeapPools summary

The HeapPools summary displays a report of the HeapPool statistics and provides suggested percentages for current cell sizes as well as suggested cell sizes.

- Cell Size — the size of the cell specified on the `__ucreate()` call
- Extent Percent — the cell pool percent specified on the `__ucreate()` call
- Cells Per Extent — the number of cells per extent. This number is calculated using the following formula:

```
Initial Heap Size * (Extent Percent/100)/(8 + Cell Size)
```

with a minimum of four cells.

- Extents Allocated — the number of times that each pool allocated an extent.
- Maximum Cells Used — the maximum number of cells used for each pool.
- Cells In Use — the number of cells that were never freed.

Note: A large number in this field could indicate a storage leak.

- Suggested Percentages for current Cell Sizes — percentages calculated to find the optimal size of the cell pool extent. The calculation is based on the following formula:

```
(Maximum Cells Used * (Cell Size + 8) * 100) / Initial Heap Size  
With a minimum of 1% and a maximum of 90%
```

Make sure that your cell pool extents are neither too large nor too small. If your percentages are too large then additional, unreferenced virtual storage will be allocated, thereby causing the program to exhaust the region size. If the percentages are too small then the HeapPools algorithm will run inefficiently.

- Suggested Cell Sizes — sizes that are calculated to optimally use storage (assuming that the application will `__umalloc/__ufree` with the same frequency).

Note: The suggested cell sizes are given with no percentages because the usage of each new cell pool size is not known. If there are less than 12 cell sizes calculated and the last calculated cell size is smaller than the largest cell size currently in effect, the largest cell size currently in effect will be used for the last suggested cell size.

For more information about stack and heap storage, see [Stack and heap storage](#) in *z/OS Language Environment Programming Guide*.

MEMCHECK VHM memory leak analysis tool

The MEMCHECK VHM memory leak analysis tool is an alternative vendor heap manager used to diagnose memory problems. MEMCHECK VHM performs the following functions and displays the results in two reports:

- Check for heap storage leaks, double free, and overlays.
- Trace user heap storage allocation and deallocation requests.

The trace is limited to 1024 entries and will wrap.

Restriction: Some restrictions exist for MEMCHECK.

- MEMCHECK VHM works with C/C++ and Enterprise PL/I applications, but is not enabled for COBOL or Fortran.
- MEMCHECK VHM and HEAPPOOLS are mutually exclusive. HEAPPOOLS is ignored when MEMCHECK VHM is active.
- Do not use MEMCHECK VHM in PIPI, PICI, CICS, and SPC environments.

Invoking MEMCHECK VHM

As with any alternate vendor heap manager, you must specify the dllname with the environment variable `_CEE_HEAP_MANAGER` to indicate that MEMCHECK VHM will be used to manage the user heap. Since `CEE_HEAP_MANAGER` must be set before any user code gains control, use the ENVAR runtime option to set the variable or set it inside the file specified by environment variables `_CEE_ENVFILE` or `_CEE_ENVFILE_S`. The format follows:

```
_CEE_HEAP_MANAGER=dllname
```

The following two DLLs are associated with MEMCHECK VHM and use the following events.

- CEL4MCHK: 31-bit base and XPLINK
- CELQMCHK: 64-bit

`_VHM_INIT`

replaces C-RTL `malloc()`, `calloc()`, `realloc()`, and `free()` with the corresponding MEMCHECK VHM functions. This event is only at Language Environment Initialization and only called by Language Environment.

`_VHM_TERM`

terminates Vendor Heap Manager to free the memcheck storage functions. This event is called only by Language Environment at Language Environment Termination.

`_VHM_REPORT`

generates the Heap Leak Report and the optional Trace Report. This new event will be called by Language Environment at Language Environment Termination and will write the Heap Leak Report (and the optional Trace Report if the `_CEE_MEMCHECK_TRACE` environment variable is active) in the output file name specified in `_CEE_MEMCHECK_OUTFILENAME`. This event can also be called dynamically by the `__vhm_event()` API.

MEMCHECK VHM environment variables

The MEMCHECK VHM environment variables control the tool, the call levels of the Heap Leak Report and Trace Report, the Overlay Analysis, the pad length added in the user heap allocation for overlay analysis, and the output file name for the reports. They should be activated through the ENVAR runtime option, the file specified by the `_CEE_ENVFILE` (or `_CEE_ENVFILE_S`) environment variable, or using the export command from the z/OS UNIX shell before any user code gets control (prior to the HLL user exit, static constructors, or main getting control). Setting these environment variables after the user code has begun execution will not activate them and the default values will be used.

_CEE_MEMCHECK_DEPTH

Controls the number of call-levels to be generated on the Heap Leak Report.

Valid settings: integer value : the minimum is 1 and the maximum is 100. If the value specified is not valid, the default will be used.

Default: 10.

_CEE_MEMCHECK_OVERLAY

Activates the storage overlays analysis beyond the end of the malloc'd storage.

Valid settings: ON to activate the analysis, OFF to deactivate. If an invalid value is specified, the default value will be used.

Default: OFF

_CEE_MEMCHECK_OVERLAYLEN

Sets the pad length added in the user heap allocation for overlay analysis. This environment variable will be used only if _CEE_MEMCHECK_OVERLAY is active.

Valid settings: integer value, multiple of 8: the minimum is 8 and the maximum is 80. Non-multiples of 8 will be rounded up to the next multiple.

Default: 8

_CEE_MEMCHECK_TRACE

Enables tracing of all heap storage allocation and deallocation and a Trace Report will be generated at Language Environment Termination.

Valid settings: ON to activate the analysis, OFF to deactivate. If an invalid value is specified, the default value will be used.

Default: OFF

_CEE_MEMTRACE_DEPTH

Controls the number of call-levels to be generated in the Trace Report, on each call to a library function that deals with heap. This environment variable will be used only if _CEE_MEMCHECK_TRACE is active.

Valid settings: integer value: the minimum is 1 and the maximum is 100. If the value specified is not valid, the default value will be used.

Default: 10

_CEE_MEMCHECK_OUTFILENAME

Sets the name of the fully qualified path name of the file in which the Heap Leak Report and Trace Report should be directed. The report name could be any valid name used in C-RTL fopen() function, then it could also generate the reports in a Data Set.

Valid settings: string value. If an invalid value is specified, the default value will be used.

Default: standard error output

MEMCHECK VHM report sample scenario

In this example, the MEMCHECK VHM tool is used by specifying the environment variables from the z/OS UNIX shell. The user specifies a depth of 8 call levels in the Heap Leak Report and 8 call levels in the Trace Report for 31-bit.

1. Specifies the depth to trace on storage requests (written to the Heap Leak Report):

```
Export _CEE_MEMCHECK_DEPTH=8
```

2. Activates the Trace Report option:

```
Export _CEE_MEMCHECK_TRACE=ON
```

3. Specifies the depth to trace on storage requests (written to the Trace Report):

```
Export _CEE_MEMTRACE_DEPTH=8
```

4. Activates the Overlay analysis option:

```
Export _CEE_MEMCHECK_OVERLAY=ON
```

5. Activates the tool with the 31-bit DLL (automatically generating the Heap Leak Report):

```
Export _CEE_HEAP_MANAGER=CEL4MCHK
```

MEMCHECK VHM report examples

Both reports are written at Language Environment termination (_VHM_TERM event). They are written in the output file name specified in _CEE_MEMCHECK_OUTFILENAME and are consistent with the format of other Language Environment reports.

The following trace report will be generated at Language Environment termination (_VHM_TERM event) if the _CEE_MEMCHECK_TRACE environment variable is active. The report generates the traceback information of all heap storage allocations and deallocations.

```
MEMCHECK
Language Environment V1 R7
TRACE REPORT for enclave main, termination report

DEALLOCATE of storage at 0x25a2ea30
- sequence 12
  Called from: 25a43c78 +00000120 MemFree
  Called from: 05cd9918 +0000005c CEEPGTFN
  Called from: 257f6888 +000002b0 _cterm
  Called from: 05d46788 +0000040c (unknown)
DEALLOCATE of storage at 0x25a2e0c8
- sequence 11
  Called from: 25a43c78 +00000120 MemFree
  Called from: 05cd9918 +0000005c CEEPGTFN
  Called from: 257f6888 +000001bc _cterm
  Called from: 05d46788 +0000040c (unknown)
DEALLOCATE of storage at 0x25a2ecf8
- sequence 10
  Called from: 25a43c78 +00000120 MemFree
  Called from: 05cd9918 +0000005c CEEPGTFN
  Called from: 25601ae8 +000000b2 function3
  Called from: 25601bb8 +0000008c function2
  Called from: 25601c68 +000000ca function1
  Called from: 25601a60 +00000062 main
ALLOCATE of storage at 0x25a2ecf8 for 5 bytes
- sequence 9
  Called from: 25a44330 +000000fc MemAlloc
  Called from: 05cd9918 +0000005c CEEPGTFN
  Called from: 25601ae8 +00000084 function3
  Called from: 25601bb8 +0000008c function2
  Called from: 25601c68 +000000ca function1
  Called from: 25601a60 +00000062 main
ALLOCATE of storage at 0x25a2ecd8 for 8 bytes
- sequence 8
  Called from: 25a44330 +000000fc MemAlloc
  Called from: 05cd9918 +0000005c CEEPGTFN
  Called from: 25601bb8 +0000007e function2
  Called from: 25601c68 +000000ca function1
  Called from: 25601a60 +00000062 main
DEALLOCATE of storage at 0x25a2ecd8
- sequence 7
  Called from: 25a43c78 +00000120 MemFree
  Called from: 05cd9918 +0000005c CEEPGTFN
  Called from: 25601c68 +000000bc function1
  Called from: 25601a60 +00000062 main
DEALLOCATE of storage at 0x25a2ecd8
- sequence 6
  Called from: 25a43c78 +00000120 MemFree
  Called from: 05cd9918 +0000005c CEEPGTFN
  Called from: 25601c68 +0000009e function1
  Called from: 25601a60 +00000062 main
```

```
ALLOCATE of storage at 0x25a2ecd8 for 4 bytes
- sequence 5
```

```

    Called from: 25a44330 +000000fc MemAlloc
    Called from: 05cd9918 +0000005c CEEPGTFN
    Called from: 25601c68 +0000007e function1
    Called from: 25601a60 +00000062 main
  ALLOCATE of storage at 0x25a2ec90 for 48 bytes
    - sequence 4
    Called from: 25a44330 +000000fc MemAlloc
    Called from: 05cd9918 +0000005c CEEPGTFN
    Called from: 25725c08 +000000a0 dllinit
    Called from: 05d49c88 +0000007dc (unknown)
  ALLOCATE of storage at 0x25a2ea30 for 584 bytes
    - sequence 3
    Called from: 25a44330 +000000fc MemAlloc
    Called from: 05cd9918 +0000005c CEEPGTFN
    Called from: 258c6d70 +00000186 setlocale
    Called from: 25862540 +00000059e tzset
    Called from: 257f8d30 +00002df2 _cinit
    Called from: 05d4abb0 +00000cb4 (unknown)
  ALLOCATE of storage at 0x25a2e1f8 for 2074 bytes
    - sequence 2
    Called from: 25a44330 +000000fc MemAlloc
    Called from: 05cd9918 +0000005c CEEPGTFN
    Called from: 258c6958 +00000070 realloc_name_buffer
    Called from: 258c6d70 +00000132 setlocale
    Called from: 25862540 +00000059e tzset
    Called from: 257f8d30 +00002df2 _cinit
    Called from: 05d4abb0 +00000cb4 (unknown)
  ALLOCATE of storage at 0x25a2e0c8 for 280 bytes
    - sequence 1
    Called from: 25a44330 +000000fc MemAlloc
    Called from: 05cd9918 +0000005c CEEPGTFN
    Called from: 258c6d70 +000000f6 setlocale
    Called from: 25862540 +00000059e tzset
    Called from: 257f8d30 +00002df2 _cinit
    Called from: 05d4abb0 +00000cb4 (unknown)

```

The Heap Leak Report (Figure 86 on page 224) will be generated with any remaining entries in the memory leak control block. The allocated entries will be reported as storage leaks, while the deallocated entries will be reported as duplicated deallocations and the overlay entries as overlay damage.

```

MEMCHECK
Language Environment V1 R7
HEAP LEAK REPORT for enclave main, termination report

Total number of ALLOCATE calls = 7
Total number of DEALLOCATE calls = 5

Current number of bytes allocated = 288928
Maximum number of bytes allocated = 289824

Total number of unmatched ALLOCATE calls = 3
Unmatched ALLOCATE of 8 bytes at address 0x25a2ecd8
- sequence 8
  Called from: 25a44330 +000000d2 MemAlloc
  Called from: 05cd9918 +0000005c CEEPGTFN
  Called from: 25601bb8 +0000007e function2
  Called from: 25601c68 +000000ca function1
  Called from: 25601a60 +00000062 main
Unmatched ALLOCATE of 48 bytes at address 0x25a2ec90
- sequence 4
  Called from: 25a44330 +000000d2 MemAlloc
  Called from: 05cd9918 +0000005c CEEPGTFN
  Called from: 25725c08 +000000a0 dllinit
  Called from: 05d49c88 +000007dc (unknown)
Unmatched ALLOCATE of 2074 bytes at address 0x25a2e1f8
- sequence 2
  Called from: 25a44330 +000000d2 MemAlloc
  Called from: 05cd9918 +0000005c CEEPGTFN
  Called from: 258c6958 +00000070 realloc_name_buffer
  Called from: 258c6d70 +00000132 setlocale
  Called from: 25862540 +0000059e tzset
  Called from: 257f8d30 +00002df2 _cinit
  Called from: 05d4abb0 +00000cb4 (unknown)

Total number of unmatched DEALLOCATE calls = 1
Unmatched DEALLOCATE at address 0x25a2ecd8
- sequence 7
  Called from: 25a43c78 +000000f2 MemFree
  Called from: 05cd9918 +0000005c CEEPGTFN
  Called from: 25601c68 +000000bc function1
  Called from: 25601a60 +00000062 main

Total number of OVERLAY calls = 1
OVERLAY damage using more than 5 bytes requested at address 0x25a2ecf8
  Called from: 25a44330 +000000d2 MemAlloc
  Called from: 05cd9918 +0000005c CEEPGTFN
  Called from: 25601ae8 +00000084 function3
  Called from: 25601bb8 +0000008c function2
  Called from: 25601c68 +000000ca function1
  Called from: 25601a60 +00000062 main

```

Figure 86. Heap Leak Report generated by MEMCHECK VHM

The following names are used within MEMCHECK to denote special cases and may be displayed in any of the reports:

(unknown)

Name of the routine is not known.

(noname)

Routine does not have a name in the PPA section. (For example, module compiled with compress option).

(nospace)

Internal memory space reserved by MEMCHECK is full, so name was not saved for the traceback information. No action is needed from the user.

Chapter 5. Debugging COBOL programs

The following sections describe how you can determine the source of error in your COBOL program. They explain how to simplify the process of debugging COBOL programs by using features such as the DISPLAY statement, declaratives, and file status keys. The following methods for determining errors are covered:

- Tracing program logic
- Finding and handling input/output errors
- Validating data
- Assessing switch problems
- Generating information about procedures

Tracing program logic

You can add DISPLAY statements to help you trace through the logic of the program in a non-CICS environment. If, for example, you determine that the problem appears in an EVALUATE statement or in a set of nested IF statements, DISPLAY statements in each path tell you how the logic flows. You can also use DISPLAY statements to show you the value of interim results. Scope terminators can also help you trace the logic of your program because they clearly indicate the end of a statement.

For example, to check logic flow, you might insert the following statement to determine if you started and finished a particular procedure:

```
DISPLAY "ENTER CHECK PROCEDURE".  
      * (checking procedure routine)  
DISPLAY "FINISHED CHECK PROCEDURE".
```

After you are sure that the program works correctly, comment out the DISPLAY statement lines by putting asterisks in position 7 of the appropriate lines.

Finding input/output errors

VSAM file status keys can help you determine whether routine errors are due to the logic of your routine or are I/O errors occurring on the storage media. To use file status keys as a debugging aid, include a test after each I/O statement to check for a value other than 0 in the file status key. If the value is other than 0, you can expect to receive an error message. You can use a nonzero value to indicate how the I/O procedures in the routine were coded. You can also include procedures to correct the error based on the file status key value.

If you have determined that the problem lies in one of the I/O procedures in your program, you can include the USE EXCEPTION/ERROR declarative to help debug the problem. If the file does not open, the appropriate USE EXCEPTION/ERROR declarative is activated. You can specify the appropriate declarative for the file or for the different open attributes: INPUT, OUTPUT, I/O, or EXTEND. Code each USE AFTER STANDARD ERROR statement in a separate section immediately after the Declarative Section keyword of the Procedure Division.

Validating data (class test)

If you suspect that your program is trying to perform arithmetic on nonnumeric data or is somehow receiving the wrong type of data on an input record, you can use the class test to validate the type of data.

Assessing switch problems

Using INITIALIZE or SET statements to initialize a table or data item is useful when you suspect that a problem is caused by residual data left in those fields. If your problem occurs intermittently and not always with the same data, the problem could be that a switch is not initialized, but is generally set to the right value (0 or 1). By including a SET statement to ensure that the switch is initialized, you can determine if the uninitialized switch is the cause of the problem.

Generating information about procedures

You can use the USE FOR DEBUGGING declarative to include COBOL statements in a COBOL program and specify when they should run. Use these statements to generate information about your program and how it is running. Code each USE FOR DEBUGGING declarative in a separate section in the DECLARATIVES SECTION of the PROCEDURE DIVISION.

For example, to check how many times a procedure is run, include a special procedure for debugging (in the USE FOR DEBUGGING declarative) that adds 1 to a counter each time control passes to that procedure. The adding-to-a-counter technique can be used as a check for:

- How many times a PERFORM ran. This shows you whether the control flow you are using is correct.
- How many times a loop routine actually runs. This tells you whether the loop is running and whether the number you have used for the loop is accurate.

You can use debugging lines, debugging statements, or both in your program. Debugging lines are placed in your program, and are identified by a D in position 7. Debugging statements are coded in the DECLARATIVES SECTION of the PROCEDURE DIVISION.

- The USE FOR DEBUGGING declaratives must:
 - Be only in the DECLARATIVES SECTION
 - Follow a DECLARATIVES header USE FOR DEBUGGING

With USE FOR DEBUGGING, the TEST compiler option must have the NONE hook-location suboption specified or the NOTEST compiler option must be specified. The TEST compiler option and the DEBUG runtime option are mutually exclusive, with DEBUG taking precedence.

- Debugging lines must have a D in position 7 to identify them.

To use debugging lines and statements in your declarative procedures, you must include both:

- WITH DEBUGGING MODE in the SOURCE-COMPUTER paragraph in the ENVIRONMENT DIVISION
- The DEBUG runtime option

The following figure shows how to use the DISPLAY statement and the USE FOR DEBUGGING declarative to debug a program.

```

Environment Division
Source Computer . . . With Debugging Mode.
:
Data Division.
:
File Section.

Working-Storage Section.

*(among other entries you would need:)

01 Trace-Msg      PIC X(30)
                   Value " Trace for Procedure-Name : ".
01 Total          PIC 99 Value Zeros.

*(balance of Working-Storage Section)

Procedure Division.
Declaratives.
Debug-Declar Section.
    Use For Debugging On 501-Some-Routine.
Debug-Declar-Paragraph.
    Display Trace-Msg, Debug-Name, Total.
Debug-Declar-End.
Exit.

End Declaratives.

Begin-Program Section.
:
    Perform 501-Some-Routine.

*(within the module where you want to test, place:)

    Add 1 To Total

* (whether you put a period at the end depends on
* where you put this statement.)

```

Figure 87. Example of using the WITH DEBUGGING MODE clause

Portions of a program are shown to illustrate the kind of statements needed to use the USE FOR DEBUGGING declarative. The DISPLAY statement specified in the DECLARATIVES SECTION issues the following message every time the PERFORM 501-SOME-ROUTINE runs. The total shown, *nn*, is the value accumulated in the data item named TOTAL:

```
Trace For Procedure-Name : 501-Some-Routine nn
```

Another use for the DISPLAY statement technique is to show the flow through your program. You do this by changing the USE FOR DEBUGGING declarative in the DECLARATIVES SECTION to the following value and dropping the word TOTAL from the DISPLAY statement.

```
USE FOR DEBUGGING ON ALL PROCEDURES.
```

Using COBOL listings

When you are debugging, you can use one or more of the listings shown in [Table 41](#) on page 227. The following sections give an overview of each of these listings and the compiler option you use to obtain each listing.

Table 41. Compiler-generated COBOL listings and their contents

Name	Contents	Compiler Option
Sorted Cross-Reference Listings	Provides sorted cross-reference listings of DATA DIVISION, PROCEDURE DIVISION, and program names. The listings provide the location of all references to this information.	XREF
Data Map listing	Provides information about the locations of all DATA DIVISION items and all implicitly declared variables. This option also supplies a nested program map, which indicates where the programs are defined and provides program attribute information.	MAP

Table 41. Compiler-generated COBOL listings and their contents (continued)

Name	Contents	Compiler Option
Verb Cross-Reference listing	Produces an alphabetic listing of all the verbs in your program and indicates where each is referenced.	VBREF
Procedure Division listings	Tells the COBOL compiler to generate a listing of the PROCEDURE DIVISION along with the assembler coding produced by the compiler. The list output includes the assembler source code, a map of the task global table (TGT), information about the location and size of WORKING-STORAGE and control blocks, and information about the location of literals and code for dynamic storage usage.	LIST
Procedure Division listings	Instead of the full PROCEDURE DIVISION listing with assembler expansion information, you can use the OFFSET compiler option to get a condensed listing that provides information about the program verb usage, global tables, WORKING-STORAGE, and literals. The OFFSET option takes precedence over the LIST option. That is, OFFSET and LIST are mutually exclusive; if you specify both, only OFFSET takes effect.	OFFSET

Generating a Language Environment dump of a COBOL program

The sample programs shown in [Figure 88 on page 228](#) and [Figure 89 on page 229](#) generate Language Environment dumps with COBOL-specific information.

COBOL program that calls another COBOL program

In [Figure 88 on page 228](#), program COBDUMP1 calls COBDUMP2, which in turn calls the Language Environment dump service CEE3DMP.

```

CBL  TEST(STMT,SYM),RENT
      IDENTIFICATION DIVISION.
          PROGRAM-ID.    COBDUMP1.
          AUTHOR.  USER NAME

      ENVIRONMENT DIVISION.

      DATA DIVISION.

      WORKING-STORAGE SECTION.
01  SOME-WORKINGSTG.
    05 SUB-LEVEL PIC X(80).

01  SALARY-RECORDA.
    02  NAMEA  PIC X(10).
    02  DEPTA  PIC 9(4).
    02  SALARYA PIC 9(6).

      PROCEDURE DIVISION.
      START-SEC.
          DISPLAY "STARTING TEST COBDUMP1".
          MOVE "THIS IS IN WORKING STORAGE" TO SUB-LEVEL.
          CALL "COBDUMP2" USING SALARY-RECORDA.
          DISPLAY "END OF TEST COBDUMP1"
          STOP RUN.
      END PROGRAM COBDUMP1.

```

Figure 88. COBOL program COBDUMP1 calling COBDUMP2

COBOL program that calls the Language Environment CEE3DMP callable service

In the example in [Figure 89 on page 229](#), program COBDUMP2 calls the Language Environment dump service CEE3DMP.


```

CBL TEST(STMT,SYM),RENT
IDENTIFICATION DIVISION.
PROGRAM-ID. COBDUMP2.
AUTHOR. USER NAME

ENVIRONMENT DIVISION.
INPUT-OUTPUT SECTION.
FILE-CONTROL.
    SELECT OPTIONAL IOFSS1 ASSIGN AS-ESDS1DD
    ORGANIZATION SEQUENTIAL ACCESS SEQUENTIAL.

DATA DIVISION.
FILE SECTION.
FD IOFSS1 GLOBAL.
1 IOFSS1R PIC X(40).

WORKING-STORAGE SECTION.
01 TEMP4.
05 A-1 OCCURS 2 TIMES.
10 A-2 OCCURS 2 TIMES.
15 A-3V PIC X(3).
15 A-6 PIC X(3).
77 DMPTITLE PIC X(80).
77 OPTIONS PIC X(255).
77 FC PIC X(12).

LINKAGE SECTION.
01 SALARY-RECORD.
02 NAME PIC X(10).
02 DEPT PIC 9(4).
02 SALARY PIC 9(6).

PROCEDURE DIVISION USING SALARY-RECORD.
START-SEC.
    DISPLAY "STARTING TEST COBDUMP2"
    MOVE "COBOL DUMP" TO DMPTITLE.
    MOVE "XXX" TO A-6(1, 1).
    MOVE "YYY" TO A-6(1, 2).
    MOVE "ZZZ" TO A-6(2, 1).
    MOVE "BLOCKS STORAGE PAGE(55) FILES" TO OPTIONS.
    CALL "CEE3DMP" USING DMPTITLE, OPTIONS, FC.
    DISPLAY "END OF TEST COBDUMP2"
    GOBACK.
END PROGRAM COBDUMP2.

```

Figure 89. COBOL program COBDUMP2 calling the Language Environment dump service CEE3DMP

Sample Language Environment dump with COBOL-specific information

The call in program COBDUMP2 to CEE3DMP generates a Language Environment dump, shown below. The dump includes a traceback section, which shows the names of both programs, a section on register usage at the time the dump was generated, and a variables section, which shows the storage and data items for each program. Note that the high half of register 14 at entry to CEE3DMP is not available and is shown in the dump as *****. Character fields in the dump are indicated by single quotes.

For an explanation of these sections of the dump, see [“Finding COBOL information in a dump”](#) on page 230.

```

CEE3DMP V1 R12.0: COBOL DUMP
ASID: 0099 Job ID: J0005740 Job name: COBDUMP1 Step name: GO UserID: BARBARA 07/10/10 2:59:23 PM Page: 1

CEE3845I CEE3DMP Processing started.
CEE3DMP called by program unit COBDUMP2 at statement 40 (offset +00000496).

Registers on Entry to CEE3DMP:
PM..... 0000
GPR0..... 00000000_11480BDC GPR1..... 00000000_114842C0 GPR2..... 00000000_114A4340 GPR3..... 00000000_11202BBC
GPR4..... 00000000_11202818 GPR5..... 00000000_11480100 GPR6..... 00000000_00000000 GPR7..... 00000000_00FDD100
GPR8..... 00000000_114A41D8 GPR9..... 00000000_11480AA0 GPR10..... 00000000_11202908 GPR11..... 00000000_11202AD4
GPR12..... 00000000_112129C0 GPR13..... 00000000_114841D0 GPR14..... *****_91202C78 GPR15..... 00000000_12EF898
FPR0..... 00000000_00000000 FPR2..... 00000000_00000000 00000000
FPR4..... 00000000_00000000 FPR6..... 00000000_00000000 00000000
VR0..... 00000000_00000000 00000000_00000000 00000000_00000000 00000000_00000000
VR2..... 00000000_00000000 00000000_00000000 00000000_00000000 00000000_00000000
VR4..... 00000000_00000000 00000000_00000000 00000000_00000000 00000000_00000000
VR6..... 00000000_00000000 00000000_00000000 00000000_00000000 00000000_00000000
VR8..... 00000000_00000000 00000000_00000000 00000000_00000000 00000000_00000000
VR10..... 00000000_00000000 00000000_00000000 00000000_00000000 00000000_00000000
VR12..... 00000000_00000000 00000000_00000000 00000000_00000000 00000000_00000000
VR14..... 00000000_00000000 00000000_00000000 00000000_00000000 00000000_00000000
VR16..... 00000000_00000000 00000000_00000000 00000000_00000000 00000000_00000000
VR18..... 00000000_00000000 00000000_00000000 00000000_00000000 00000000_00000000
VR20..... 00000000_00000000 00000000_00000000 00000000_00000000 00000000_00000000
VR22..... 00000000_00000000 00000000_00000000 00000000_00000000 00000000_00000000
VR24..... 00000000_00000000 00000000_00000000 00000000_00000000 00000000_00000000
VR26..... 00000000_00000000 00000000_00000000 00000000_00000000 00000000_00000000
VR28..... 00000000_00000000 00000000_00000000 00000000_00000000 00000000_00000000
VR30..... 00000000_00000000 00000000_00000000 00000000_00000000 00000000_00000000
VR31..... 00000000_00000000 00000000_00000000 00000000_00000000 00000000_00000000

GPREG STORAGE:
Storage around GPR0 (11480BDC)
-0020 11480B8C 00000000 00000000 00000000 114A4158 114A41D8 00000000 114A4120 0001E038 |.....Q.....|
+0000 11480BDC 00000000 00000000 11202D2C 07FE07FE 00000000 00000000 00001FFF 07FE0000 |.....|
+0020 11480BFC 00000000 00000000 00000000 11480C50 40000000 00000000 00000000 11480D68 |.....&.....|
:
Information for enclave COBDUMP1

Information for thread 8000000000000000

Registers on Entry to CEE3DMP:
PM..... 0000
GPR0..... 00000000_11480BDC GPR1..... 00000000_114842C0 GPR2..... 00000000_114A4340 GPR3..... 00000000_11202BBC
GPR4..... 00000000_11202818 GPR5..... 00000000_11480100 GPR6..... 00000000_00000000 GPR7..... 00000000_00FDD100
GPR8..... 00000000_114A41D8 GPR9..... 00000000_11480AA0 GPR10..... 00000000_11202908 GPR11..... 00000000_11202AD4
GPR12..... 00000000_112129C0 GPR13..... 00000000_114841D0 GPR14..... *****_91202C78 GPR15..... 00000000_12EF898
FPR0..... 00000000_00000000 FPR2..... 00000000_00000000 00000000
FPR4..... 00000000_00000000 FPR6..... 00000000_00000000 00000000
VR0..... 00000000_00000000 00000000_00000000 00000000_00000000 00000000_00000000
VR2..... 00000000_00000000 00000000_00000000 00000000_00000000 00000000_00000000
VR4..... 00000000_00000000 00000000_00000000 00000000_00000000 00000000_00000000
VR6..... 00000000_00000000 00000000_00000000 00000000_00000000 00000000_00000000
VR8..... 00000000_00000000 00000000_00000000 00000000_00000000 00000000_00000000
VR10..... 00000000_00000000 00000000_00000000 00000000_00000000 00000000_00000000
VR11..... 00000000_00000000 00000000_00000000 00000000_00000000 00000000_00000000

```

```

VR12..... 00000000 00000000 00000000 00000000      VR13..... 00000000 00000000 00000000 00000000
VR14..... 00000000 00000000 00000000 00000000      VR15..... 00000000 00000000 00000000 00000000
VR16..... 00000000 00000000 00000000 00000000      VR17..... 00000000 00000000 00000000 00000000
VR18..... 00000000 00000000 00000000 00000000      VR19..... 00000000 00000000 00000000 00000000
VR20..... 00000000 00000000 00000000 00000000      VR21..... 00000000 00000000 00000000 00000000
VR22..... 00000000 00000000 00000000 00000000      VR23..... 00000000 00000000 00000000 00000000
VR24..... 00000000 00000000 00000000 00000000      VR25..... 00000000 00000000 00000000 00000000
VR26..... 00000000 00000000 00000000 00000000      VR27..... 00000000 00000000 00000000 00000000
VR28..... 00000000 00000000 00000000 00000000      VR29..... 00000000 00000000 00000000 00000000
VR30..... 00000000 00000000 00000000 00000000      VR31..... 00000000 00000000 00000000 00000000
GPREG STORAGE:
Storage around GPR0 (11480BDC)
-0020 11480BBC 00000000 00000000 00000000 114A4158 114A41D8 00000000 114A4120 0001E038 |.....Q.....|
+0000 11480BDC 00000000 00000000 11202D2C 07FE07FE 00000000 00000000 00001FFF 07FE0000 |.....|
+0020 11480BFC 00000000 00000000 00000000 11480C50 40000000 00000000 00000000 11480D68 |.....&.....|
:

Traceback:
DSA Entry E Offset Statement Load Mod Program Unit Service Status
1 COBDUMP2 +00000496 40 GO COBDUMP2 Call
2 COBDUMP1 +000003A4 23 GO COBDUMP1 Call

DSA DSA Addr E Addr PU Addr PU Offset Comp Date Compile Attributes
1 114841D0 112027E0 112027E0 +00000496 20070214 COBOL
2 11484030 11200398 11200398 +000003A4 20070214 COBOL

Parameters, Registers, and Variables for Active Routines:
COBDUMP2 (DSA address 114841D0):
UPSTACK DSA
Saved Registers:
GPR0..... 11480BDC GPR1..... 114842C0 GPR2..... 114A4340 GPR3..... 11202BBC
GPR4..... 11202818 GPR5..... 11480100 GPR6..... 00000000 GPR7..... 00FDD100
GPR8..... 114A41D8 GPR9..... 11480AA0 GPR10.... 11202908 GPR11.... 11202AD4
GPR12.... 112129C0 GPR13.... 114841D0 GPR14.... 91202C78 GPR15.... 912EF898
GPREG STORAGE:
Storage around GPR0 (11480BDC)
-0020 11480BBC 00000000 00000000 00000000 114A4158 114A41D8 00000000 114A4120 0001E038 |.....Q.....|
+0000 11480BDC 00000000 00000000 11202D2C 07FE07FE 00000000 00000000 00001FFF 07FE0000 |.....|
+0020 11480BFC 00000000 00000000 00000000 11480C50 40000000 00000000 00000000 11480D68 |.....&.....|
:

Local Variables:
13 IOFSS1
FILE SPECIFIED AS: OPTIONAL, ORGANIZATION=VSAM SEQUENTIAL,
ACCESS MODE=SEQUENTIAL, RECFM=FIXED. CURRENT STATUS OF
FILE IS: NOT OPEN, FILE STATUS CODE=00, VSAM FEEDBACK=000,
VSAM RET CODE=000, VSAM FUNCTION CODE=000.

14 01 IOFSS1R X(40) DISP
17 01 TEMP4 AN-GR
18 02 A-1 AN-GR OCCURS 2
19 03 A-2 AN-GR OCCURS 2

```

```

20 04 A-3V XXX
SUB(1,1) DISP ' '
SUB(1,2) to SUB(2,2) elements same as above.
21 04 A-6 XXX
SUB(1,1) DISP 'XXX'
SUB(1,2) 'YYY'
SUB(2,1) 'ZZZ'
SUB(2,2) ' '
22 77 DMPITILE X(80) DISP 'COBOL DUMP
23 77 OPTIONS X(255) DISP ' BLOCKS STORAGE PAGE(55) FILES

24 77 FC X(12) DISP ' '
27 01 SALARY-RECORD AN-GR
28 02 NAME X(10) DISP ' '
29 02 DEPT 9999 DISP
30 02 SALARY 9(6) DISP
COBDUMP1 (DSA address 11484030):
UPSTACK DSA
Saved Registers:
GPR0..... 1148057C GPR1..... 11484120 GPR2..... 114A4120 GPR3..... 112006C4
GPR4..... 112003D0 GPR5..... 11211778 GPR6..... 00000000 GPR7..... 00000000
GPR8..... 114A40D0 GPR9..... 11480448 GPR10.... 112004C0 GPR11.... 112005E8
GPR12.... 112129C0 GPR13.... 11484030 GPR14.... 9120073E GPR15.... 112027E0
GPREG STORAGE:
Storage around GPR0 (1148057C)
-0020 1148055C 114A40D0 00000000 00000000 00000000 00000000 114A4050 114A40D0 00000000 |.. ..&.. ..|
+0000 1148057C 11480A48 00000000 11200824 07FE07FE 00000000 00000000 00001FFF 07FE0000 |.....|
+0020 1148059C 00000000 00000000 00000000 40000000 00000000 00000000 00000000 00000001 |.....|
:

Local Variables:
10 01 SOME-WORKINGSTG AN-GR
11 02 SUB-LEVEL X(80) DISP 'THIS IS IN WORKING STORAGE

13 01 SALARY-RECORDA AN-GR
14 02 NAMEA X(10) DISP ' '
15 02 DEPTA 9999 DISP
16 02 SALARYA 9(6) DISP
:

```

Finding COBOL information in a dump

Like the standard Language Environment dump format, dumps generated from COBOL programs contain:

- Control block information for active programs
- Storage for each active program
- Enclave-level data
- Process-level data

Control block information for active routines

The Control Blocks for Active Routines section of the dump, shown in [Figure 90 on page 231](#), displays the following information for each active COBOL program:

- DSA
- Program name and date/time of compile
- COBOL compiler Version, Release, Modification, and User Level
- COBOL compile Options
- COBOL control blocks TGT and CLLE. The layout of the TGT can be found by looking at the compiler listing of the COBOL program. For Enterprise COBOL V5.1 and later releases, the TGT is replaced by COBDSACB. The CLLE is a COBOL control block that is allocated by the COBOL runtime for each program. The CLLE is dumped for IBM service personnel use.

```
:
Control Blocks for Active Routines:
DSA for COBDUMP2: 114841D0
+000000  FLAGS.... 0010      member... 4001      BKC..... 11484030  FWC..... 11484370  R14.....
91202C78
+000010  R15..... 912EF898  R0..... 11480BDC  R1..... 114842C0  R2..... 114A4340  R3.....
11202BBC
+000024  R4..... 11202818  R5..... 11480100  R6..... 00000000  R7..... 00FDD100  R8.....
114A41D8
+000038  R9..... 11480AA0  R10..... 11202908  R11..... 11202AD4  R12..... 112129C0  reserved.
00000000
+00004C  NAB..... 11484370  PNAB.... 00000000  reserved. 00000000
11480AA0
+000064  reserved. 11200398  reserved. 114803F0  MODE.... 00016108  reserved.
00000000
+000078  reserved. 11205F98  reserved.
00000000

Program COBDUMP2 was compiled 02/14/07 2:59:20 PM
COBOL Version = 03 Release = 04 Modification = 01      User Level = ' '

COBOL compile
options

Compile Options for COBDUMP2:
ADV, ARITH(COMPAT), NOAWO, CODEPAGE(01140), DATA(31), NODATEPROC,
DBCS,
NODLL, NODYNAM, NOEXPORTALL, NOFASTSRT, INTDATE(ANSI),
NUMPROC(NOPFD),
NOOPTIMIZE, OUTDD(SYSOUT), PGMNAME(COMPAT), RENT, RMODE(ANY),
NOSSRANGE,
TEST(STMT,SYM,NOSEPARATE), NOTHREAD, TRUNC(STD), YEARWINDOW(1900),
ZWB
TGT for COBDUMP2: 11480AA0
+000000 11480AA0 00000000 00000000 00000000 00000000 00000000 00000000 00000000 00000000
|.....3TGT.....|
+000020 11480AC0 - +00003F 11480ADF      same as
above
+000040 11480AE0 00000000 00000000 F3E3C7E3 00000000 06000000 42430260 11480100 000167FC
|.....3TGT.....|
+000060 11480B00 11480C20 00000001 00000174 00000000 00000000 114A4148 00000000 00000000
|.....3TGT.....|
+000080 11480B20 112129C0 00000180 00000000 00000000 00000000 00000001 E2E8E2D6 E4E34040
|.....3TGT.....|
+0000A0 11480B40 C9C7E9E2 D9E3C3C4 00000000 00000000 00000000 00000000 00000000 00000000
|.....3TGT.....|
+0000C0 11480B60 00000000 00000000 00000000 00000000 00000000 00000000 00000000 00000000
|.....3TGT.....|
+0000E0 11480B80 00000000 00000000 112028DC 00000000 11480C0C 11480A48 1120298B 11480BE0
|.....3TGT.....|
+000100 11480BA0 112027E0 11202910 11480C08 11202904 11480C08 114A41D8 00000000 00000000
|.....3TGT.....|
+000120 11480BC0 00000000 00000000 114A4158 114A41D8 00000000 114A4120 0001E038 00000000
|.....3TGT.....|
+000140 11480BE0 00000000 11202D2C 07FE07FE 00000000 00000000 00001FFF 07FE0000 00000000
|.....3TGT.....|
+000160 11480C00 00000000 00000000 11480C50 40000000 00000000 00000000 11480D68 00000001
|.....3TGT.....|
+000180 11480C20 00000000 00000000 00000000 00000000 00000000 00000000 00000000 00000000
|.....3TGT.....|
+0001A0 11480C40 00000000 00000000 00000000 00000000 00000000 00000000 00000000 00000000
|.....3TGT.....|
+0001C0 11480C60 00000000 00000000 00000000 00000000 00000000 00000000 00000000 00000000
|.....3TGT.....|
+0001E0 11480C80 00000000 00000000 00000000 00000000 00000000 00000000 00000000 00000000
|.....3TGT.....|
+000200 11480CA0 00000000 00000000 00000000 00000000 00000000 00000000 00000000 00000000
|.....3TGT.....|
+000220 11480CB0 00000000 00000000 00000000 00000000 00000000 00000000 00000000 00000000
|.....3TGT.....|
+000240 11480CD0 00000000 00000000 00000000 00000000 00000000 00000000 00000000 00000000
|.....3TGT.....|
+000260 11480CE0 00000000 00000000 00000000 00000000 00000000 00000000 00000000 00000000
|.....3TGT.....|
+000280 11480CF0 00000000 00000000 00000000 00000000 00000000 00000000 00000000 00000000
|.....3TGT.....|
+000300 11480D00 00000000 00000000 00000000 00000000 00000000 00000000 00000000 00000000
|.....3TGT.....|
+000320 11480D20 00000000 00000000 00000000 00000000 00000000 00000000 00000000 00000000
|.....3TGT.....|
+000340 11480D40 00000000 00000000 00000000 00000000 00000000 00000000 00000000 00000000
|.....3TGT.....|
+000360 11480D60 00000000 00000000 00000000 00000000 00000000 00000000 00000000 00000000
|.....3TGT.....|
+000380 11480D80 00000000 00000000 00000000 00000000 00000000 00000000 00000000 00000000
|.....3TGT.....|
+000400 11480DA0 00000000 00000000 00000000 00000000 00000000 00000000 00000000 00000000
|.....3TGT.....|
+000420 11480DC0 00000000 00000000 00000000 00000000 00000000 00000000 00000000 00000000
|.....3TGT.....|
+000440 11480DE0 00000000 00000000 00000000 00000000 00000000 00000000 00000000 00000000
|.....3TGT.....|
+000460 11480DF0 00000000 00000000 00000000 00000000 00000000 00000000 00000000 00000000
|.....3TGT.....|
+000480 11480E00 00000000 00000000 00000000 00000000 00000000 00000000 00000000 00000000
|.....3TGT.....|
+000500 11480E20 00000000 00000000 00000000 00000000 00000000 00000000 00000000 00000000
|.....3TGT.....|
+000520 11480E40 00000000 00000000 00000000 00000000 00000000 00000000 00000000 00000000
|.....3TGT.....|
+000540 11480E60 00000000 00000000 00000000 00000000 00000000 00000000 00000000 00000000
|.....3TGT.....|
+000560 11480E80 00000000 00000000 00000000 00000000 00000000 00000000 00000000 00000000
|.....3TGT.....|
+000580 11480EA0 00000000 00000000 00000000 00000000 00000000 00000000 00000000 00000000
|.....3TGT.....|
+000600 11480EC0 00000000 00000000 00000000 00000000 00000000 00000000 00000000 00000000
|.....3TGT.....|
+000620 11480EE0 00000000 00000000 00000000 00000000 00000000 00000000 00000000 00000000
|.....3TGT.....|
+000640 11480EF0 00000000 00000000 00000000 00000000 00000000 00000000 00000000 00000000
|.....3TGT.....|
+000660 11480F00 00000000 00000000 00000000 00000000 00000000 00000000 00000000 00000000
|.....3TGT.....|
+000680 11480F20 00000000 00000000 00000000 00000000 00000000 00000000 00000000 00000000
|.....3TGT.....|
+000700 11480F40 00000000 00000000 00000000 00000000 00000000 00000000 00000000 00000000
|.....3TGT.....|
+000720 11480F60 00000000 00000000 00000000 00000000 00000000 00000000 00000000 00000000
|.....3TGT.....|
+000740 11480F80 00000000 00000000 00000000 00000000 00000000 00000000 00000000 00000000
|.....3TGT.....|
+000760 11480FA0 00000000 00000000 00000000 00000000 00000000 00000000 00000000 00000000
|.....3TGT.....|
+000780 11480FC0 00000000 00000000 00000000 00000000 00000000 00000000 00000000 00000000
|.....3TGT.....|
+000800 11480FE0 00000000 00000000 00000000 00000000 00000000 00000000 00000000 00000000
|.....3TGT.....|
+000820 11481000 00000000 00000000 00000000 00000000 00000000 00000000 00000000 00000000
|.....3TGT.....|
+000840 11481020 00000000 00000000 00000000 00000000 00000000 00000000 00000000 00000000
|.....3TGT.....|
+000860 11481040 00000000 00000000 00000000 00000000 00000000 00000000 00000000 00000000
|.....3TGT.....|
+000880 11481060 00000000 00000000 00000000 00000000 00000000 00000000 00000000 00000000
|.....3TGT.....|
+000900 11481080 00000000 00000000 00000000 00000000 00000000 00000000 00000000 00000000
|.....3TGT.....|
+000920 114810A0 00000000 00000000 00000000 00000000 00000000 00000000 00000000 00000000
|.....3TGT.....|
+000940 114810C0 00000000 00000000 00000000 00000000 00000000 00000000 00000000 00000000
|.....3TGT.....|
+000960 114810E0 00000000 00000000 00000000 00000000 00000000 00000000 00000000 00000000
|.....3TGT.....|
+000980 11481100 00000000 00000000 00000000 00000000 00000000 00000000 00000000 00000000
|.....3TGT.....|
+001000 11481120 00000000 00000000 00000000 00000000 00000000 00000000 00000000 00000000
|.....3TGT.....|
+001020 11481140 00000000 00000000 00000000 00000000 00000000 00000000 00000000 00000000
|.....3TGT.....|
+001040 11481160 00000000 00000000 00000000 00000000 00000000 00000000 00000000 00000000
|.....3TGT.....|
+001060 11481180 00000000 00000000 00000000 00000000 00000000 00000000 00000000 00000000
|.....3TGT.....|
+001080 114811A0 00000000 00000000 00000000 00000000 00000000 00000000 00000000 00000000
|.....3TGT.....|
+001100 114811C0 00000000 00000000 00000000 00000000 00000000 00000000 00000000 00000000
|.....3TGT.....|
+001120 114811E0 00000000 00000000 00000000 00000000 00000000 00000000 00000000 00000000
|.....3TGT.....|
+001140 11481200 00000000 00000000 00000000 00000000 00000000 00000000 00000000 00000000
|.....3TGT.....|
+001160 11481220 00000000 00000000 00000000 00000000 00000000 00000000 00000000 00000000
|.....3TGT.....|
+001180 11481240 00000000 00000000 00000000 00000000 00000000 00000000 00000000 00000000
|.....3TGT.....|
+001200 11481260 00000000 00000000 00000000 00000000 00000000 00000000 00000000 00000000
|.....3TGT.....|
+001220 11481280 00000000 00000000 00000000 00000000 00000000 00000000 00000000 00000000
|.....3TGT.....|
+001240 114812A0 00000000 00000000 00000000 00000000 00000000 00000000 00000000 00000000
|.....3TGT.....|
+001260 114812C0 00000000 00000000 00000000 00000000 00000000 00000000 00000000 00000000
|.....3TGT.....|
+001280 114812E0 00000000 00000000 00000000 00000000 00000000 00000000 00000000 00000000
|.....3TGT.....|
+001300 11481300 00000000 00000000 00000000 00000000 00000000 00000000 00000000 00000000
|.....3TGT.....|
+001320 11481320 00000000 00000000 00000000 00000000 00000000 00000000 00000000 00000000
|.....3TGT.....|
+001340 11481340 00000000 00000000 00000000 00000000 00000000 00000000 00000000 00000000
|.....3TGT.....|
+001360 11481360 00000000 00000000 00000000 00000000 00000000 00000000 00000000 00000000
|.....3TGT.....|
+001380 11481380 00000000 00000000 00000000 00000000 00000000 00000000 00000000 00000000
|.....3TGT.....|
+001400 114813A0 00000000 00000000 00000000 00000000 00000000 00000000 00000000 00000000
|.....3TGT.....|
+001420 114813C0 00000000 00000000 00000000 00000000 00000000 00000000 00000000 00000000
|.....3TGT.....|
+001440 114813E0 00000000 00000000 00000000 00000000 00000000 00000000 00000000 00000000
|.....3TGT.....|
+001460 11481400 00000000 00000000 00000000 00000000 00000000 00000000 00000000 00000000
|.....3TGT.....|
+001480 11481420 00000000 00000000 00000000 00000000 00000000 00000000 00000000 00000000
|.....3TGT.....|
+001500 11481440 00000000 00000000 00000000 00000000 00000000 00000000 00000000 00000000
|.....3TGT.....|
+001520 11481460 00000000 00000000 00000000 00000000 00000000 00000000 00000000 00000000
|.....3TGT.....|
+001540 11481480 00000000 00000000 00000000 00000000 00000000 00000000 00000000 00000000
|.....3TGT.....|
+001560 114814A0 00000000 00000000 00000000 00000000 00000000 00000000 00000000 00000000
|.....3TGT.....|
+001580 114814C0 00000000 00000000 00000000 00000000 00000000 00000000 00000000 00000000
|.....3TGT.....|
+001600 114814E0 00000000 00000000 00000000 00000000 00000000 00000000 00000000 00000000
|.....3TGT.....|
+001620 11481500 00000000 00000000 00000000 00000000 00000000 00000000 00000000 00000000
|.....3TGT.....|
+001640 11481520 00000000 00000000 00000000 00000000 00000000 00000000 00000000 00000000
|.....3TGT.....|
+001660 11481540 00000000 00000000 00000000 00000000 00000000 00000000 00000000 00000000
|.....3TGT.....|
+001680 11481560 00000000 00000000 00000000 00000000 00000000 00000000 00000000 00000000
|.....3TGT.....|
+001700 11481580 00000000 00000000 00000000 00000000 00000000 00000000 00000000 00000000
|.....3TGT.....|
+001720 114815A0 00000000 00000000 00000000 00000000 00000000 00000000 00000000 00000000
|.....3TGT.....|
+001740 114815C0 00000000 00000000 00000000 00000000 00000000 00000000 00000000 00000000
|.....3TGT.....|
+001760 114815E0 00000000 00000000 00000000 00000000 00000000 00000000 00000000 00000000
|.....3TGT.....|
+001780 11481600 00000000 00000000 00000000 00000000 00000000 00000000 00000000 00000000
|.....3TGT.....|
+001800 11481620 00000000 00000000 00000000 00000000 00000000 00000000 00000000 00000000
|.....3TGT.....|
+001820 11481640 00000000 00000000 00000000 00000000 00000000 00000000 00000000 00000000
|.....3TGT.....|
+001840 11481660 00000000 00000000 00000000 00000000 00000000 00000000 00000000 00000000
|.....3TGT.....|
+001860 11481680 00000000 00000000 00000000 00000000 00000000 00000000 00000000 00000000
|.....3TGT.....|
+001880 114816A0 00000000 00000000 00000000 00000000 00000000 00000000 00000000 00000000
|.....3TGT.....|
+001900 114816C0 00000000 00000000 00000000 00000000 00000000 00000000 00000000 00000000
|.....3TGT.....|
+001920 114816E0 00000000 00000000 00000000 00000000 00000000 00000000 00000000 00000000
|.....3TGT.....|
+001940 11481700 00000000 00000000 00000000 00000000 00000000 00000000 00000000 00000000
|.....3TGT.....|
+001960 11481720 00000000 00000000 00000000 00000000 00000000 00000000 00000000 00000000
|.....3TGT.....|
+001980 11481740 00000000 00000000 00000000 00000000 00000000 00000000 00000000 00000000
|.....3TGT.....|
+002000 11481760 00000000 00000000 00000000 00000000 00000000 00000000 00000000 00000000
|.....3TGT.....|
+002020 11481780 00000000 00000000 00000000 00000000 00000000 00000000 00000000 00000000
|.....3TGT.....|
+002040 114817A0 00000000 00000000 00000000 00000000 00000000 00000000 00000000 00000000
|.....3TGT.....|
+002060 114817C0 00000000 00000000 00000000 00000000 00000000 00000000 00000000 00000000
|.....3TGT.....|
+002080 114817E0 00000000 00000000 00000000 00000000 00000000 00000000 00000000 00000000
|.....3TGT.....|
+002100 11481800 00000000 00000000 00000000 00000000 00000000 00000000 00000000 00000000
|.....3TGT.....|
+002120 11481820 00000000 00000000 00000000 00000000 00000000 00000000 00000000 00000000
|.....3TGT.....|
+002140 11481840 00000000 00000000 00000000 00000000 00000000 00000000 00000000 00000000
|.....3TGT.....|
+002160 11481860 00000000 00000000 00000000 00000000 00000000 00000000 00000000 00000000
|.....3TGT.....|
+002180 11481880 00000000 00000000 00000000 00000000 00000000 00000000 00000000 00000000
|.....3TGT.....|
+002200 114818A0 00000000 00000000 00000000 00000000 00000000 00000000 00000000 00000000
|.....3TGT.....|
+002220 114818C0 00000000 00000000 00000000 00000000 00000000 00000000 00000000 00000000
|.....3TGT.....|
+002240 114818E0 00000000 00000000 00000000 00000
```

Storage for each active routine

The Storage for Active Routines section of the dump, shown in [“Storage for active COBOL programs” on page 232](#), displays the following information for each COBOL program:

- Program name
- Contents of the base locators for files, WORKING-STORAGE, LINKAGE SECTION, LOCAL-STORAGE SECTION, variably-located areas, and EXTERNAL data.
- File record contents.
- WORKING-STORAGE, including the base locator for WORKING-STORAGE (BLW) and program class storage.

Storage for active COBOL programs

```
:
Storage for Active Routines:
COBDUMP2:
  Contents of base locators for files are:
    0-0001E038

  Contents of base locators for WORKING-STORAGE are:
    0-114A41D8

  Contents of base locators for the LINKAGE SECTION are:
    0-00000000    1-114A4120

  No indexes were used in this program.

  No variably-located areas were used in this program.

  No EXTERNAL data was used in this program.

  No OBJECT instance data were used in this program.

  No LOCAL-STORAGE was used in this program.

  No DSA indexes were used in this program.

  No FACTORY data was used in this program.

  No XML data was used in this program.

File record contents for COBDUMP2
ESDS1DD (BLF-0): 0001E038
+000000 0001E038 00000000 00000000 00000000 00000000 00000000 00000000 00000000 00000000 | .....
+000020 0001E058 - +00003F 0001E077 same as above

WORKING-STORAGE for COBDUMP2
BLW-0: 114A41D8
+000000 114A41D8 00000007 E7E70000 00E8E8E8 000000E9 E9E90000 00000000 C3D6C2D6 D340C4E4 | ...XXX...YYY...ZZZ.....COBOL DU
+000020 114A41F8 D4D74040 40404040 40404040 40404040 40404040 40404040 40404040 40404040 | MP
+000040 114A4218 40404040 40404040 40404040 40404040 40404040 40404040 40404040 40404040 |
+000060 114A4238 40404040 40404040 40C2D3D6 C3D2E240 E2E3D6D9 C1C7C540 D7C1C7C5 4DF5F55D | BLOCKS STORAGE PAGE(55)
+000080 114A4258 40C6C9D3 C5E24040 40404040 40404040 40404040 40404040 40404040 40404040 | FILES
+0000A0 114A4278 40404040 40404040 40404040 40404040 40404040 40404040 40404040 40404040 |
+0000C0 114A4298 - +00015F 114A4337 same as above
+000160 114A4338 40404040 00000000 00000000 00000000 00000000 00000000 00000000 00000000 | .....

LINKAGE SECTION for COBDUMP2
BLL-1: 114A4120
+000000 114A4120 00000000 00000000 00000000 00000000 00000000 00000000 00000000 00000000 | .....
+000020 114A4140 114A4018 00000218 00000218 00000000 00000000 00000000 11480C40 00000000 00000000 | .....
+000040 114A4160 00000000 00000000 00000000 00000000 00000000 C9C7E9E2 D9E3C3C4 00000000 00000000 | .....IGZSRTCD
+000060 114A4180 00000000 00000000 00000000 00000000 00000000 E2E8E2D6 E4E34040 00000000 00000000 | .....SYSOUT
+000080 114A41C0 0E000000 00000000 0F000000 00000000 00000000 00000000 00000000 40404040 40404040 | .....
+0000A0 114A41E0 40404040 40404040 40404040 40404040 40404040 40404040 000000E7 E7E70000 | ...XXX...
+0000C0 114A41E0 00E8E8E8 000000E9 E9E90000 00000000 C3D6C2D6 D340C4E4 D4D74040 40404040 40404040 | .YYY...ZZZ.....COBOL DUMP
+0000E0 114A4200 40404040 40404040 40404040 40404040 40404040 40404040 40404040 40404040 |
+000100 114A4220 - +00011F 114A423F same as above
+000120 114A4240 40C2D3D6 C3D2E240 E2E3D6D9 C1C7C540 D7C1C7C5 4DF5F55D 40C6C9D3 C5E24040 | BLOCKS STORAGE PAGE(55) FILES
+000140 114A4260 40404040 40404040 40404040 40404040 40404040 40404040 40404040 40404040 |
+000160 114A4280 - +0001FF 114A431F same as above
+000200 114A4320 40404040 40404040 40404040 40404040 40404040 40404040 40404040 40404000 |
+000220 114A4340 00000000 00000000 00000000 00000000 00000000 00000000 00000000 00000000 00000000 | .....
+000240 114A4360 - +000FFF 114A511F same as above

Program class storage: 114A4148
+000000 114A4148 00000210 00000000 00000000 11480C40 00000000 00000000 00000000 00000000 | .....
+000020 114A4168 00000000 00000000 C9C7E9E2 D9E3C3C4 00000000 00000000 00000000 00000000 | .....IGZSRTCD
+000040 114A4188 00000000 00000000 E2E8E2D6 E4E34040 00000000 00000000 0E000000 00000000 | .....SYSOUT
+000060 114A41A8 0F000000 00000000 00000000 00000000 00404040 40404040 40404040 40404040 | .....
+000080 114A41C8 40404040 40404040 40404040 40400000 000000E7 E7E70000 00E8E8E8 000000E9 | ...XXX...YYY...Z
+0000A0 114A41E8 E9E90000 00000000 C3D6C2D6 D340C4E4 D4D74040 40404040 40404040 40404040 | ZZ.....COBOL DUMP
+0000C0 114A4208 40404040 40404040 40404040 40404040 40404040 40404040 40404040 40404040 |
+0000E0 114A4228 40404040 40404040 40404040 40404040 40404040 40404040 40C2D3D6 C3D2E240 | BLOCKS
+000100 114A4248 E2E3D6D9 C1C7C540 D7C1C7C5 4DF5F55D 40C6C9D3 C5E24040 40404040 40404040 | STORAGE PAGE(55) FILES
+000120 114A4268 40404040 40404040 40404040 40404040 40404040 40404040 40404040 40404040 |
+000140 114A4288 - +0001DF 114A4327 same as above
+0001E0 114A4328 40404040 40404040 40404040 40404040 40404040 40404000 00000000 00000000 | .....

+000200 114A4348 00000000 00000000 00000000 00000000 00000000 00000000 00000000 00000000 00000000 | .....
Program class storage: 11480C40
+000000 11480C40 000001D2 00000000 114A4148 0001E028 C6C3C200 01020000 FFFFFFFF FFFFFFFF | ...K.....FCB.....
+000020 11480C60 FFFFFFFF FFFFFFFF FFFFFFFF FFFFFFFF FFFFFFFF 00000000 00000000 00000000 00000000 | .....
```

```

+000040 11480C80 00000000 00000000 00000000 800082C8 800082C8 800082C8 914754F8 800082C8 | ..... .bh. .bhj. .8. .bh|
+000060 11480CA0 800082C8 800082C8 914754F8 00000000 00000000 00000000 00000000 00000000 | ..bh. .bhj. .8. ....|
+000080 11480CC0 00000000 00000000 00000000 00000000 00000000 00000000 C3D6C2C4 E4D4D7F2 | ..... COBDUMP2|
+0000A0 11480CE0 C5E2C4E2 F1C4C440 00000000 00000000 00000000 00000000 00000000 00000000 | ESDS1DD .....|
+0000C0 11480D00 00000000 00000000 00000000 00000000 00000000 00000000 00008800 00000000 | ..... h....|
+0000E0 11480D20 00000000 00000000 00000028 00000000 00000000 00000000 00000000 00000000 | .....|
+000100 11480D40 00000000 00000000 00000000 00000000 00000000 00000000 00000000 00000000 | .....|
+000120 11480D60 - +0001BF 11480DFF same as above | .....|
+0001C0 11480E00 00000000 00000000 00000000 00000000 00000000 00000000 11480000 00000E20 | .....|
Program class storage: 0001E028
+000000 0001E028 0000003F 00000000 11480C40 00000000 00000000 00000000 00000000 00000000 | .....|
+000020 0001E048 00000000 00000000 00000000 00000000 00000000 00000000 00000000 00000000 | .....|
:

```

Enclave-level data

The Enclave Control Blocks section of the dump, shown in [Figure 91 on page 233](#), displays the following information:

- RUNCOM control block. The RUNCOM is a control block that is allocated by the COBOL runtime to anchor enclave level resources. The RUNCOM is dumped for IBM service personnel use.

Note: In Enterprise COBOL V5.1 and later releases, the RUNCOM control block is replaced by the COBEDB control block.

- Storage for all run units
- COBOL control blocks FCB, FIB, and GMAREA. The FCB, FIB, and GMAREA are control blocks used for COBOL file processing. These control blocks are dumped for IBM service personnel use.

```

Enclave Control Blocks:
:
RUNCOM: 11480100
+000000 11480100 C3F3D9E4 D5C3D6D4 000002D0 04C60000 11211658 00000002 00006F50 00000000 | C3RUNCOM...Q.F.....?&...|
+000020 11480120 00000000 11200398 114803F0 00000000 11211778 00000000 00000000 00000000 | .....q...8.....|
+000040 11480140 00016A80 000161B0 00000000 000167FC 00000000 00000000 112129C0 00000000 | ...../.....|
+000060 11480160 00000000 00000000 00000000 00000000 00000000 F0F0F0F0 F0F0F0F0 114809F0 | .....00000000...0|
:
Enclave Storage:
Initial (User) Heap
: 114A4018
+000000 114A4018 C8C1D5C3 0001E000 11211B38 00000000 914A4018 114A4350 00000000 00007CC0 | HANC.....j.....0|
+000020 114A4038 114A4018 00000100 00000000 00000000 00000000 00000000 00000000 00000000 | .....|
+000040 114A4058 00000000 00000000 00000000 00000000 C9C7E9E2 D9E3C3C4 00000000 00000000 | .....IGZSRCTD.....|
+000060 114A4078 00000000 00000000 00000000 00000000 E2E8E2D6 E4E1A040 00000000 00000000 | .....SYSOUT.....|
+000080 114A4098 00000000 00000000 00000000 00000000 00000000 00000000 40404040 40404040 | .....|
+0000A0 114A40B8 40404040 40404040 40404040 40404040 40404040 40400000 E3C8C9E2 40C9E240 | .....THIS IS|
+0000C0 114A40D8 C9D548E6 D6D9D2C9 D5C740E2 E3D6D9C1 C7C54040 40404040 40404040 40404040 | IN WORKING STORAGE|
+0000E0 114A40F8 40404040 40404040 40404040 40404040 40404040 40404040 40404040 40404040 | .....|
+000100 114A4118 40404040 40404040 00000000 00000000 00000000 00000000 00000000 00000000 | .....|
+000120 114A4138 00000000 00000000 114A4018 00000218 00000210 00000000 00000000 11480C40 | .....|
+000140 114A4158 00000000 00000000 00000000 00000000 00000000 00000000 C9C7E9E2 D9E3C3C4 | .....IGZSRCTD.....|
+000160 114A4178 00000000 00000000 00000000 00000000 00000000 00000000 E2E8E2D6 E4E1A040 | .....SYSOUT.....|
+000180 114A4198 00000000 00000000 00000000 00000000 00000000 00000000 00000000 00000000 | .....|
+0001A0 114A41B8 40404040 40404040 40404040 40404040 40404040 40404040 40404040 40404040 | .....|
+0001C0 114A41D8 000000E7 E7E70000 00E8E8E8 000000C9 E9E90000 00000000 C3D6C2C4 D340C4E4 | .....XXX...YYY...ZZZ...COBOL DU|
+0001E0 114A41F8 D4D74040 40404040 40404040 40404040 40404040 40404040 40404040 40404040 | MP|
+000200 114A4218 40404040 40404040 40404040 40404040 40404040 40404040 40404040 40404040 | .....|
+000220 114A4238 40404040 40404040 40C2D3D6 C3D2E240 E2E3D6D9 C1C7C540 D7C1C7C5 40F5F55D | .....BLOCKS STORAGE PAGE(55)|
+000240 114A4258 40C4C9D3 C5E24040 40404040 40404040 40404040 40404040 40404040 40404040 | FILES|
+000260 114A4278 40404040 40404040 40404040 40404040 40404040 40404040 40404040 40404040 | .....|
+000280 114A4298 - +00031F 114A4337 same as above | .....|
+000320 114A4338 40404040 00000000 00000000 00000000 00000000 00000000 00000000 00000000 | .....|
+000340 114A4358 00000000 00000000 00000000 00000000 00000000 00000000 00000000 00000000 | .....|
+000360 114A4378 - +007FFF 114AC817 same as above | .....|
:
LE/370 Anywhere Heap
: 11480000
+0003E0 114803E0 00000050 00000000 00000000 00000000 C3D6C2C4 E4D4D7F1 00004100 00000000 | ...&.....COBDUMP1.....|
+000400 11480400 00000000 00000000 00000000 00000000 00000000 114808E0 114809F0 00000000 | ma..j..q.....0.....|
+000420 11480420 00000001 00000000 00000000 00000000 11480000 000001A0 00000194 00000000 | .....m.....|
+000440 11480440 00000000 00000000 00000000 00000000 00000000 00000000 00000000 00000000 | .....|
+000460 11480460 - +00047F 1148047F same as above | .....|
+000480 11480480 00000000 00000000 00000000 00000000 F3E3C7E3 00000000 00000000 60430260 | .....3TGT.....|
+0004A0 114804A0 11480100 000167FC 114805C0 00000000 00000064 00000000 00000000 00000000 | .....|
:
+0004A0 114804A0 00000000 00000000 00000000 C3D6C2C4 E4D4D7F2 00004100 00000000 84810000 112027E0 | .....COBDUMP2.....da.....|
+0004A0 11480A60 11480A60 00000000 00000000 114808E4 114809F0 114803F0 00000001 00000000 | .....U...0.....|
+0004B0 11480A80 00000000 00000000 11480000 000001B0 000001A8 00000000 00000000 00000000 | .....y.....|
+0004C0 11480AA0 00000000 00000000 00000000 00000000 00000000 00000000 00000000 00000000 | .....|
+0004C0 11480AC0 - +000ADF 11480ADF same as above | .....|
+0004E0 11480AE0 00000000 00000000 F3E3C7E3 00000000 00000000 42430260 11480100 000167FC | .....3TGT.....|
+0004E0 11480B00 11480C20 00000001 00000174 00000000 00000000 00000000 00000000 00000000 | .....|
:
File Control Blocks:
FCB for file ESDS1DD in program COBDUMP2: 11480C50
+000000 11480C50 C5C3C290 01020000 FFFFFFFF FFFFFFFF FFFFFFFF FFFFFFFF | FCB.....|
+000020 11480C70 FFFFFFFF 00000000 00000000 00000000 00000000 00000000 00000000 800082C8 | .....bh|
+000040 11480C90 000082C8 000082C8 914754F8 000082C8 000082C8 800082C8 914754F8 00000000 | ..bh. .bhj. .8. .bh. .bhj. .8. ....|
+000060 11480CB0 00000000 00000000 00000000 00000000 00000000 00000000 00000000 00000000 | .....COBDUMP2ESDS1DD.....|
+000080 11480CD0 00000000 00000000 C3D6C2C4 E4D4D7F2 C5E2C4E2 F1C4C440 00000000 00000000 | .....|
+0000A0 11480CF0 00000000 11202A34 00000000 00000000 00000000 00000000 00000000 00000000 | .....h.....|
+0000C0 11480D10 00000000 00000000 00008800 00000000 00000028 00000000 00000000 00000000 | .....|
+0000E0 11480D30 00000000 00000000 00000000 00000000 00000000 00000000 00000000 00000000 | .....|
+000100 11480D50 - +00011F 11480D6F same as above | .....|
:
FIB for file ESDS1DD in program COBDUMP2: 11202A34
+000000 11202A34 C6C9C290 0103C5E2 C4E2F1C4 C4000000 8000A0A0 00000000 00000000 00000028 | FIB...ESDS1DD .h.....|
+000020 11202A54 00010000 00000000 00000000 00000000 00000000 00000000 11202A2D 00000000 | .....|
+000040 11202A74 00000000 00000000 00000000 00000000 00000000 00000000 00000000 00000000 | .....|
+000060 11202A94 - +00007F 11202AB3 same as above | .....|
+000080 11202AB4 0000C706 C0E2F2F1 40404040 40404040 40404040 40404040 40404040 40404040 | |..IOF551|
:
GMAREA for file ESDS1DD in program COBDUMP2: 00000000
+000000 00000000 Inaccessible storage.

```

Figure 91. Enclave-level data for COBOL programs

Process-level data

The Process Control Block section of the dump, shown in [Figure 92 on page 234](#), displays COBOL process-level control blocks THDCOM, COBCOM, COBVEC, and ITBLK. For Enterprise COBOL V5.1 and later releases, the process-level control blocks are COBPCB (corresponds to THDCOM), COBRCB (corresponds to COBCOM) and LIBVEC (corresponds to COBVEC). The control blocks are dumped for

IBM service personnel use. In a non-CICS environment, the ITBLK control block only appears when a VS COBOL II program is active. In a CICS environment, the ITBLK control block always appears.

```
Process Control
Blocks:
:
THDCOM:
00016A80
+000000 00016A80 C3F3E3C8 C4C3D6D4 000001E8 81000000 00000100 00000000 00016108 000161BC |
C3THDCOM...Ya...../.../..|
+000020 00016AA0 11480100 00000000 C3D6C2C4 E4D4D7F1 00000000 00000000 00000000 00000000
|.....COBDUMP1.....|
+000040 00016AC0 00000000 00000000 00000000 00000000 00000000 00000000 00000000 00000000
|.....|
+000060 00016AE0 - +00007F 00016AFF same as
above
:
COBCOM:
00016108
+000000 00016108 C3F3C3D6 C2C3D6D4 00000978 00000000 00000000 00000000 00000000 00000000 |
C3COBCOM.....|
+000020 00016128 00000000 00000000 00000000 00000000 00000000 00000000 00000000 00000000
|.....|
+000040 00016148 00000000 00000000 00000000 00000000 00000000 1140AE68 906000D6 000161BC
|.....-0.../..|
+000060 00016168 000167FC 00000100 00820000 00000000 00008000 08000000 00016A80 00000000
|.....b.....|
:
COBVEC:
000161BC
+000000 000161BC 0001643C 00016442 00016448 0001644E 00016454 0001645A 00016460 00016466
|.....+.....!.....|
+000020 000161DC 0001646C 00016472 00016478 0001647E 00016484 0001648A 00016490 00016496
|...%.....=...d.....o|
+000040 000161FC 0001649C 000164A2 000164A8 000164AE 000164B4 000164BA 000164C0 000164C6
|.....s...y.....F|
+000060 0001621C 000164CC 000164D2 000164D8 000164DE 000164E4 000164EA 000164F0 000164F6
|.....K...Q.....U.....0...6|
:
```

Figure 92. Process-level control blocks for COBOL programs

Debugging example COBOL programs

The following examples help demonstrate techniques for debugging COBOL programs. Important areas of the dump output are highlighted. Data unnecessary to debugging has been replaced by vertical ellipses.

Subscript range error

Figure 93 on page 235 illustrates the error of using a subscript value outside the range of an array. This program was compiled with LIST, TEST, and SSRANGE. The SSRANGE compiler option causes the compiler to generate code that checks (during run time) for data that has been stored or referenced outside of its defined area because of incorrect indexing and subscripting. The SSRANGE option takes effect during run time. For COBOL V4R2 and prior releases, you can disable the check by specifying the CHECK(OFF) runtime option. For Enterprise COBOL V5.1 and later releases, the CHECK runtime option is ignored.

The program was run with TERMTHDACT(TRACE) to generate the traceback information shown in “Sections of Language Environment dump for COBOLX” on page 235.

```

CBL LIST,SSRANGE,TEST
ID DIVISION.
PROGRAM-ID. COBOLX.
ENVIRONMENT DIVISION.
DATA DIVISION.
WORKING-STORAGE SECTION.
77 J PIC 9(4) USAGE COMP.
01 TABLE-X.
02 SLOT PIC 9(4) USAGE COMP OCCURS 8 TIMES.
PROCEDURE DIVISION.
MOVE 9 TO J.
MOVE 1 TO SLOT (J).
GOBACK.

```

Figure 93. COBOL example of moving a value outside an array range

To understand the traceback information and debug this program, use the following steps:

1. Locate the current error message in the Condition Information for Active Routines section of the Language Environment traceback, shown in [“Sections of Language Environment dump for COBOLX”](#) on page 235. The message is as follows:

IGZ0006S The reference to table SLOT by verb number 01 on line 000011 addressed an area outside the region of the table.

It indicates that line 11 was the current COBOL statement when the error occurred. For more information about this message, see [COBOL runtime messages](#) in *z/OS Language Environment Runtime Messages*.

2. Statement 11 in the traceback section of the dump occurred in program COBOLX.
3. Find the statement on line 11 in the listing for program COBOLX, shown in [Figure 94 on page 235](#). This statement moves the 1 value to the array SLOT (J).

```

PP 5655-G53 IBM Enterprise COBOL for z/OS 3.4.1          COBOLX      Date 02/14/2007  Time 14:58:58  Page
3
LineID  PL SL  ----*A-1-B-+-----2-+-----3-+-----4-+-----5-+-----6-+-----7-|-----8 Map and Cross
Reference
/*
COBOLX

000001          ID
DIVISION.
000002          PROGRAM-ID.
COBOLX.
000003          ENVIRONMENT
DIVISION.
000004          DATA
DIVISION.
000005          WORKING-STORAGE
SECTION.
000006          77 J      PIC 9(4) USAGE
COMP.
000007          01 TABLE-
X.
000008          02 SLOT PIC 9(4) USAGE COMP OCCURS 8
TIMES.
000009          PROCEDURE
DIVISION.
000010          MOVE 9 TO J.
6 000011          MOVE 1 TO SLOT (J).                                8
6 000012
GOBACK.
*/ COBOLX

```

Figure 94. COBOL listing for COBOLX

4. Find the values of the local variables in the Parameters, Registers, and Variables for Active Routines section of the traceback, shown in [“Sections of Language Environment dump for COBOLX”](#) on page 235. J, which is of type PIC 9(4) with usage COMP, has a 9 value. J is the index to the array SLOT.

The array SLOT contains eight positions. When the program tries to move a value into the J or 9th element of the 8-element array named SLOT, the error of moving a value outside the area of the array occurs.

Sections of Language Environment dump for COBOLX

```

CEE3DMP V1 R9.0: Condition processing resulted in the unhandled condition.      02/14/07 2:59:00 PM
ASID: 0099  Job ID: J0005735  Job name: COBOLX  Step name: G0  UserID: BARBARA
CEE3845I CEEDUMP Processing started.

```

Page: 1

Information for enclave COBOLX

Information for thread 8000000000000000

Traceback:

DSA	Entry	E	Offset	Statement	Load Mod	Program Unit	Service	Status
1	CEEHDSP	+000049D6			CEEPLPKA	CEEHDSP	D1908	Call
2	CEEHSGLT	+0000005C			CEEPLPKA	CEEHSGLT	D1908	Exception
3	IGZCM5G	+000003C2			IGZCPAC	IGZCM5G		Call
4	COBOLX	+000002BC	11	GO		COBOLX		Call

DSA	DSA Addr	E	Addr	PU	Addr	PU	Offset	Comp	Date	Compile	Attributes
1	1147E880	112BD238	112BD238	+000049D6	20061215	CEL					
2	1147E6E8	112CF960	112CF960	+0000005C	20061215	CEL					
3	1147E1D0	11455AA0	11455AA0	+000003C2	20061213	LIBRARY					
4	1147E030	00008398	00008398	+000002BC	20070214	COBOL					

Condition Information for Active Routines

Condition Information for CEEHSGLT (DSA address 1147E6E8)

CIB Address: 1147F1A0

Current Condition:

IGZ0006S The reference to table SLOT by verb number 01 on line 000011 addressed an area outside the region of the table.

Location:

Program Unit: CEEHSGLT Entry: CEEHSGLT Statement: Offset: +0000005C

Storage dump near condition, beginning at location: 112CF9AC

+000000 112CF9AC F010020B 00001000 58A0C2B8 58F0A01C 05EFD20B D098B108 41A0D098 50A0D08C |0.K.....B..0....K..q.....q&...|

Parameters, Registers, and Variables for Active Routines:

CEEHDSP (DSA address 1147E880):

UPSTACK DSA

Saved Registers:

GPR0..... 00008550 GPR1..... 1147ECD8 GPR2..... 1147F1A0 GPR3..... 1120BD60
GPR4..... 112C1E64 GPR5..... 9120E770 GPR6..... 00000000 GPR7..... 112092A8
GPR8..... 912C1988 GPR9..... 1148087E GPR10..... 1147F87F GPR11..... 912BD238
GPR12..... 1120C9C0 GPR13..... 1147E880 GPR14..... 912C1C10 GPR15..... 912E9898

GPREG STORAGE:

Storage around GPR0 (00008550)

-0020 00008530 08000004 00224000 00000006 C0000140 00040800 00040028 02400002 08000004 |.....|
+0000 00008550 001F03C0 00060800 0004001C 40000000 0040C000 01400006 08000004 002202C0 |.....|
+0020 00008570 00060800 00040022 183F4100 11A05500 C00C05F0 47D0F00C 58F0C300 05EF181F |.....0..0..0C.....|

:

IGZCM5G (DSA address 1147E1D0):

UPSTACK DSA

Saved Registers:

GPR0..... 00008550 GPR1..... 1147E3A8 GPR2..... 1147E3A8 GPR3..... 00000000
GPR4..... 9120E770 GPR5..... 9120E770 GPR6..... 1147E3EA GPR7..... 00000005
GPR8..... 00019A80 GPR9..... 0000A1A8 GPR10..... 1147A100 GPR11..... 91455AA0
GPR12..... 1120C9C0 GPR13..... 1147E1D0 GPR14..... 91455E64 GPR15..... 912CF960

GPREG STORAGE:

Storage around GPR0 (00008550)

-0020 00008530 08000004 00224000 00000006 C0000140 00040800 00040028 02400002 08000004 |.....|
+0000 00008550 001F03C0 00060800 0004001C 40000000 0040C000 01400006 08000004 002202C0 |.....|
+0020 00008570 00060800 00040022 183F4100 11A05500 C00C05F0 47D0F00C 58F0C300 05EF181F |.....0..0..0C.....|

:

COBOLX (DSA address 1147E030):

UPSTACK DSA

Saved Registers:

GPR0..... 1147E1D0 GPR1..... 00008536 GPR2..... 00000010 GPR3..... 000197FC
GPR4..... 000083D0 GPR5..... 1120B778 GPR6..... 00000000 GPR7..... 00000000
GPR8..... 0000A398 GPR9..... 0000A1A8 GPR10..... 000084A0 GPR11..... 000085E4
GPR12..... 00008494 GPR13..... 1147E030 GPR14..... 80008656 GPR15..... 91455AA0

GPREG STORAGE:

Storage around GPR0 (1147E1D0)

-0020 1147E1B0 00000000 00000000 00000000 00000000 00000000 00000000 00000000 |.....|
+0000 1147E1D0 00101001 1147E030 1147E6E8 91455E64 912CF960 00008550 1147E3A8 1147E3A8 |.....WYj.;.j.9-..e&..Ty..Ty|
+0020 1147E1F0 00000000 9120E770 9120E770 1147E3EA 00000005 00019A80 0000A1A8 1147A100 |...j.X.j.X...T.....y....|

:

Local Variables:

6 77 J 9999 COMP 00009
7 01 TABLE-X AN-GR
8 02 SLOT 9999 OCCURS 8
SUB(1) COMP 00000
SUB(2) to SUB(8) elements same as above.

:

Calling a nonexistent subroutine

Figure 95 on page 237 demonstrates the error of calling a nonexistent subroutine in a COBOL program. In this example, the program COBOLY was compiled with the compiler options LIST, MAP and XREF. The TEST option was also specified with the suboptions NONE and SYM. Figure 95 on page 237 shows the program.

```
CBL LIST,MAP,XREF,TEST(NONE,SYM)
ID DIVISION.
PROGRAM-ID. COBOLY.
ENVIRONMENT DIVISION.
DATA DIVISION.
WORKING-STORAGE SECTION.
77 SUBNAME PIC X(8) USAGE DISPLAY VALUE 'UNKNOWN'.
PROCEDURE DIVISION.
CALL SUBNAME.
GOBACK.
```

Figure 95. COBOL example of calling a nonexistent subroutine

To understand the traceback information and debug this program, use the following steps:

1. Locate the error message for the original condition under the Condition Information for Active Routines section of the dump, shown in [Figure 96 on page 238](#). The message is

CEE3501S The module UNKNOWN was not found.

For more information about this message, see [Language Environment runtime messages in z/OS Language Environment Runtime Messages](#).

2. Note the sequence of calls in the Traceback section of the dump. COBOLY called IGZCFCC; IGZCFCC (a COBOL library subroutine used for dynamic calls) called IGZCLDL; then IGZCLDL (a COBOL library subroutine used to load library routines) called CEESGLT, a Language Environment condition handling routine.

This sequence indicates that the exception occurred in IGZCLDL when COBOLY was attempting to make a dynamic call. The call statement in COBOLY is located at offset +0000036E.

Note: If COBOLY is compiled with Enterprise COBOL V5.1 or later releases, the traceback section of Language Environment dump is shown in [Figure 97 on page 239](#). The only difference is that IGZCFCC and IGZCLDL are combined and replaced by IGZXFCA1. (IGZXFCA1 attempts to load a non-existent routine.)

CEE3DMP V1 R9.0: Condition processing resulted in the unhandled condition. 02/14/07 2:59:09 PM
Page: 1
ASID: 0099 Job ID: J0005737 Job name: COBOLY Step name: GO UserID:
BARBARA

CEE3845I CEEDUMP Processing
started.

Information for enclave
COBOLY

Information for thread
8000000000000000

Traceback:

DSA	Entry	E	Offset	Statement	Load Mod	Program Unit	Service
Status 1	CEEHDSP		+00004030		CEEPLPKA	CEEHDSP	D1908
Call 2	CEEHSGLT		+0000005C		CEEPLPKA	CEEHSGLT	D1908
Exception 3	IGZCLDL		+0000012A		IGZCPAC	IGZCLDL	
Call 4	IGZCFCC		+000003EE		IGZCPAC	IGZCFCC	
Call 5	COBOLY		+0000036E	8	GO	COBOLY	
Call							

DSA	DSA Addr	E	Addr	PU Addr	PU Offset	Comp Date	Compile
Attributes 1	1147E6F0	112BD238	112BD238	+00004030	20061215		
CEL 2	1147E558	112CF960	112CF960	+0000005C	20061215		
CEL 3	1147E3B0	11453680	11453680	+0000012A	20061213		
LIBRARY 4	1147E1D0	1140A5F8	1140A5F8	+000003EE	20061213		
LIBRARY 5	1147E030	000083F0	000083F0	+0000036E	20070214		
COBOL							

Condition Information for Active
Routines
Condition Information for CEEHSGLT (DSA address
1147E558)
CIB Address:
1147F010
Current
Condition:
CEE0198S The termination of a thread was signaled due to an unhandled
condition.
Original
Condition:
CEE3501S The module UNKNOWN was not
found.
Location:
Program Unit: CEEHSGLT Entry: CEEHSGLT Statement: Offset:
+0000005C

Storage dump near condition, beginning at location:
112CF9AC
+000000 112CF9AC F010D20B D0801000 58A0C2B8 58F0A01C 05EFD20B D098B108 41A0D098 50A0D08C |
0.K.....B..0....K..q.....q&...|
:

Figure 96. Sections of Language Environment dump for COBOLY

Figure 97. Portion of traceback of Language Environment dump for COBOLY (when compiled with Enterprise COBOL V5.1 or later)

PP	5655-G53 IBM Enterprise COBOL for z/OS 3.4.1	COBOLY	Date 02/14/2007	Time 14:59:07	Page 11
000280	START	EQU *			
000280	183F	LR 3,15			
000282	4100 11A0	LA 0,416(0,1)			
000286	5500 C00C	CL 0,12(0,12)			
00028A	05F0	BALR 15,0			
00028C	47D0 F00C	BC 13,12(0,15)			
0002C0	58F0 C300	L 15,768(0,12)			
0002C4	05EF	BALR 14,15			
0002C6	181F	LR 1,15			
0002C8	50D0 1004	ST 13,4(0,1)			
0002CC	5000 104C	ST 0,76(0,1)			
0002D0	D203 1000 3058	MVC 0(4,1),88(3)			
0002D6	D703 1084 1084	XC 132(4,1),132(1)			
0002DC	5090 105C	ST 9,92(0,1)			
0002E0	18D1	LR 13,1			
0002E2	58C0 90E8	L 12,232(0,9)			
0002E6		LR 1,2	TGTFIXD+232		
0002E8	50D0 D058	ST 13,88(0,13)			
0002EC	58A0 C004	L 10,4(0,12)			
0002F0	5800 912C	L 8,300(0,9)			
0002F4	D203 D088 A010	MVC 136(4,13),16(10)			
0002FA	4120 D100	LA 2,256(0,13)			
0002FE	5020 D08C	ST 2,140(0,13)			
000302	8F2F 916C	ICM 2,15,364(9)			
000306	5800 C008	L 11,8(0,12)			
00030A	4780 B000	BC 8,0(0,11)			
00030E	5830 905C	L 3,92(0,9)			
000312	58F0 30F4	L 15,244(0,3)			
000316	4110 A188	LA 1,392(0,10)			
00031A	05EF	BALR 14,15			
00031C		EQU *			
00031C	5A20 C000	A 2,0(0,12)			
000320	9120 9120	ST 2,364(0,9)			
000324	9140 9057	TM 87(9),X'40'			
000328	4710 B024	BC 1,36(0,11)			
00032C	9120 9054	TM 84(9),X'20'			
000330	47E0 B01C	BC 14,28(0,11)			
000334	9620 D084	OI 132(13),X'20'			
000338		EQU *			
000338	9640 9057	OI 87(9),X'40'			
00033C	47F0 B024	BC 15,36(0,11)			
000340		EQU *			
000340		EQU *			
000340	9640 915C	OI 348(9),X'40'			
000344	9601 D084	OI 132(13),X'01'			
000008 *					
000008 CALL					
000348		EQU *			
000348	D207 D0F0 8000	MVC 240(8,13),0(8)			
00034E	DC07 D0F0 A01A	TR 240(8,13),26(10)			
000354	D203 D0F8 A162	MVC 248(4,13),354(10)			
00035A	4120 D0F0	LA 2,240(0,13)			
00035E	5020 D0FC	ST 2,252(0,13)			
000362	4110 D0F8	LA 1,248(0,13)			
000366	5820 905C	L 2,92(0,9)			
00036A	58F0 2100	L 15,256(0,2)			
00036E	05EF	BALR 14,15			
000370	5830 9128	L 3,296(0,9)			
PP 5655-G53 IBM Enterprise COBOL for z/OS 3.4.1		STH 15,8(0,3)			
000374	40F0 3008				
000009 GOBACK					
000378		EQU *			
000378	58B0 C008	L 11,8(0,12)			
00037C	47F0 B07C	BC 15,124(0,11)			
000380	0700	BCR 0,0			
000382	9120 D084	TR 132(13),X'20'			
000386	47E0 B07C	BC 14,124(0,11)			
00038A	5820 905C	L 2,92(0,9)			
00038E	58F0 20F4	L 15,244(0,2)			
000392	4110 A176	LA 1,374(0,10)			
000396	05EF	BALR 14,15			
000398		EQU *			
000398	5820 916C	L 2,364(0,9)			

```

0003B0 5820 905C      L      2,92(0,9)      TGTFIXD+92
0003B4 58F0 2020      L      15,32(0,2)     V(IGZCCTL )
0003B8 05EF              BALR   14,15
0003BA              EQU    *
0003BA 9128 9054      TM      84(9),X'28'    TGTFIXD+84
0003BE 4770 B0BC      BC      7,188(0,11)   GN=12(0003D8)
0003C2 5820 9128      L      2,296(0,9)     BL=1
0003C6 48F0 2008      LH      15,8(0,2)     RETURN-CODE
0003CA 58D0 D004      L      13,4(0,13)
0003CE 58E0 D00C      L      14,12(0,13)
0003D2 980C D014      LM      0,12,20(13)
0003D6 07FE              BCR    15,14
0003D8              EQU    *
0003D8 D20B D0F0 A156 MVC      240(12,13),342(10) TS2=0
0003DE 5830 9128      L      3,296(0,9)     BL=1
0003E2 4820 3008      LH      2,8(0,3)      RETURN-CODE
0003E6 5020 D0FC      ST      2,252(0,13)   TS2=12
0003EA 4110 D0F0      LA      1,240(0,13)   TS2=0
0003EE 5820 905C      L      2,92(0,9)      TGTFIXD+92
0003F2 58F0 2224      L      15,548(0,2)    V(IGZETRM )
0003F6 05EF              BALR   14,15
:

```

- Find the value of the local variables in the Parameters, Registers, and Variables for Active Routines section of the dump, shown in [Figure 98 on page 240](#). Notice that the value of SUBNAME with usage DISP, has a value of 'UNKNOWN'.

Correct the problem by either changing the subroutine name to one that is defined, or by ensuring that the subroutine is available at compile time.

```

:
Parameters, Registers, and Variables for Active
Routines:
:
COBOLY (DSA address
1147E030):
UPSTACK
DSA
Saved
Registers:
GPR0..... 1147E1D0  GPR1..... 1147E128  GPR2..... 000197FC  GPR3.....
000083F0
GPR4..... 00008428  GPR5..... 1120B778  GPR6..... 00000000  GPR7.....
00000000
GPR8..... 0000A3A8  GPR9..... 0000A1B8  GPR10.... 000084F8  GPR11....
0000870C
GPR12.... 000084EC  GPR13.... 1147E030  GPR14.... 80008760  GPR15....
9140A5F8
GPREG
STORAGE:
Storage around GPR0
(1147E1D0)
-0020 1147E1B0  00000000 00000000 00000000 00000000 00000000 00000000 00000000 00000000
|. ....|
+0000 1147E1D0  00102001 1147E030 00000000 9140A9E8 91453680 1147E3B0 1147E368 000197FC | .....j
zYj.....T...T...p.|
+0020 1147E1F0  000083F0 1147E128 000197FC 00000000 1147E358 00019A80 0000A1B8 1147A100
|...c0.....p.....T.....|
:
Local
Variables:
6 77 SUBNAME          X(8) DISP          'UNKNOWN
:

```

Figure 98. Parameters, registers, and variables for active routines section of dump for COBOLY

Divide-by-zero error

The following example demonstrates the error of calling an assembler routine that tries to divide by zero. Both programs were compiled with TEST(STMT,SYM) and run with the TERMTHDACT(TRACE) runtime option. [Figure 99 on page 241](#) shows the main COBOL program (COBOLZ1), the COBOL subroutine (COBOLZ2), and the assembler routine.

```

[Main Program]

CBL  TEST(STMT,SYM),DYN,XREF(FULL),MAP
      ID DIVISION.
      PROGRAM-ID. COBOLZ1.
      ENVIRONMENT DIVISION.
      DATA DIVISION.
      WORKING-STORAGE SECTION.
      77 D-VAL PIC 9(4) USAGE COMP VALUE 0.
      PROCEDURE DIVISION.
          CALL "COBOLZ2" USING D-VAL.
          GOBACK.

[Subroutine]

CBL  TEST(STMT,SYM),DYN,XREF(FULL),MAP
      ID DIVISION.
      PROGRAM-ID. COBOLZ2.
      ENVIRONMENT DIVISION.
      DATA DIVISION.
      WORKING-STORAGE SECTION.
      77 DV-VAL PIC 9(4) USAGE COMP.
      LINKAGE SECTION.
      77 D-VAL PIC 9(4) USAGE COMP.
      PROCEDURE DIVISION USING D-VAL.
          MOVE D-VAL TO DV-VAL.
          CALL "ASSEMZ3" USING DV-VAL.
          GOBACK.

[Assembler Routine]

      PRINT NOGEN
ASSEMZ3 CEEENTRY MAIN=NO,PPA=MAINPPA
        LA 5,2348          Low order part of quotient
        SR 4,4             Hi order part of quotient
        L 6,0(1)           Get pointer to divisor
        LA 6,0(6)           Clear hi bit
        D 4,0(6)           Do division
        CEETERM RC=0       Terminate with return code zero

*
MAINPPA CEEPPA             Constants describing the code block
        CEEDSA             Mapping of the Dynamic Save Area
        CEECAA             Mapping of the Common Anchor Area
        END ASSEMZ3

```

Figure 99. Main COBOL program, COBOL subroutine, and assembler routine

To debug this application, use the following steps:

1. Locate the error message for the current condition in the Condition Information section of the dump, shown in [“Sections of Language Environment dump for program COBOLZ1”](#) on page 244. The message is

CEE3209S The system detected a fixed-point divide exception (System Completion Code=0C9).

For more information about this message, see [Language Environment runtime messages](#) in *z/OS Language Environment Runtime Messages*.

2. Note the sequence of calls in the call chain. COBOLZ1 called IGZCFCC, which is a COBOL library subroutine used for dynamic calls; IGZCFCC called COBOLZ2; COBOLZ2 then called IGZCFCC; and IGZCFCC called ASSEMZ3. The exception occurred at this point, resulting in a call to CEEHDSP, a Language Environment condition handling routine.

The call to ASSEMZ3 occurred at statement 11 of COBOLZ2. The exception occurred at offset +64 in ASSEMZ3.

3. Locate statement 11 in the COBOL listing for the COBOLZ2 program, shown in [Figure 100](#) on page 242. This is a call to the assembler routine ASSEMZ3.

```

PP 5655-G53 IBM Enterprise COBOL for z/OS 3.4.1          COBOLZ2   Date 02/14/2007   Time 14:59:15   Page
3
LineID  PL SL  ----+*A-1-B-+-----2-----3-----4-----5-----6-----7-|-----8 Map and Cross
Reference
/*
COBOLZ2
000001          ID
DIVISION.
000002          PROGRAM-ID.
COBOLZ2.
000003          ENVIRONMENT
DIVISION.
000004          DATA
DIVISION.
000005          WORKING-STORAGE
SECTION.
000006          77 DV-VAL PIC 9(4) USAGE COMP.                      BLW=00000+000
2C
000007          LINKAGE
SECTION.
000008          77 D-VAL PIC 9(4) USAGE COMP.                      BLL=00001+000
2C
000009          PROCEDURE DIVISION USING D-VAL.
8
000010          MOVE D-VAL TO DV-VAL.                                8
6
000011          CALL "ASSEMZ3" USING DV-VAL.                        EXT 6
000012
GOBACK.
*/ COBOLZ2

```

Figure 100. COBOL listing for COBOLZ2

4. Check offset +64 in the listing for the assembler routine ASSEMZ3, shown in [Figure 101](#) on page 243.

This shows an instruction to divide the contents of register 4 by the variable pointed to by register 6. You can see the two instructions preceding the divide instruction load register 6 from the first word pointed to by register 1 and prepare register 6 for the divide. Because of linkage conventions, you can infer that register 1 contains a pointer to a parameter list that passed to ASSEMZ3. Register 6 points to a 0 value because that was the value passed to ASSEMZ3 when it was called by a higher level routine.

```

High Level Assembler Option Summary (PTF UK21335) Page
14.59 HLASM R5.0 2007/02/14
No Overriding ASMAOPT
Parameters
Overriding Parameters-
NODECK,LIST
No Process
Statements
Options for this Assembly
:

External Symbol Dictionary Page
2 HLASM R5.0 2007/02/14
Symbol Type Id Address Length Owner Id Flags Alias-of
14.59
ASSEMZ3 SD 00000001 00000000 000000CC
07
CEESTART ER
00000002

Page
3
Active Usings:
None
Loc Object Code Addr1 Addr2 Stmt Source Statement HLASM R5.0 2007/02/14
14.59
1 PRINT
NOGEN
000000 47F0 F014 00014 2 ASSEMZ3 CEEENTRY
MAIN=NO,PPA=MAINPPA
000056 4150 092C 0092C 38 LA 5,2348 Low order part of
quotient
00005A 1B44 39 SR 4,4 Hi order part of
quitient
00005C 5861 0000 00000 40 L 6,0(1) Get pointer to
divisor
000060 4166 0000 00000 41 LA 6,0(6) Clear hi
bit
000064 5D46 0000 00000 42 D 4,0(6) Do division
000068 58F0 B0C8 000C8 43 CEETERM RC=0 Terminate with return code
zero
50
*
000080 10 51 MAINPPA CEEPPA Constants describing the code
block
123+*,Time Stamp = 2007/02/14 14:59:00 01-
CEEPP
124+*,Version 1 Release 1 Modification 0 01-
CEEPP
135 CEEDSA Mapping of the Dynamic Save
Area
228 CEECAA Mapping of the Common Anchor
Area
000000
ASSEMZ3
0000C8 00000000 552 =A(0)

```

Figure 101. Listing for ASSEMZ3

5. Check local variables for COBOLZ2 in the Local Variables section of the dump shown in [Figure 102](#) on [page 243](#). From the dump and listings, you know that COBOLZ2 called ASSEMZ3 and passed a parameter in the variable DV-VAL. The two variables DV-VAL and D-VAL have 0 values.

```

:
Local Variables:
      6 77 DV-VAL      9999 COMP      00000
      8 77 D-VAL      9999 COMP      00000
:

```

Figure 102. Variables section of Language Environment dump for COBOLZ2

6. In the COBOLZ2 subroutine, the variable D-VAL is moved to DV-VAL, the parameter passed to the assembler routine. D-VAL appears in the Linkage section of the COBOLZ2 listing, shown in [Figure 103](#) on [page 244](#), indicating that the value did pass from COBOLZ1 to COBOLZ2.

```

PP 5655-G53 IBM Enterprise COBOL for z/OS 3.4.1          COBOLZ2   Date 02/14/2007   Time 14:59:15   Page
3
LineID  PL SL  -----*A-1-B-+-----2-----3-----4-----5-----6-----7-|-----8 Map and Cross
Reference
/*
COBOLZ2

000001          ID
DIVISION.
000002          PROGRAM-ID.
COBOLZ2.
000003          ENVIRONMENT
DIVISION.
000004          DATA
DIVISION.
000005          WORKING-STORAGE
SECTION.
000006          77 DV-VAL PIC 9(4) USAGE COMP.                      BLW=00000+000
2C
000007          LINKAGE SECTION.
000008          77 D-VAL PIC 9(4) USAGE COMP.                      BLL=00001+000
2C
000009          PROCEDURE DIVISION USING D-VAL.
8
000010          MOVE D-VAL TO DV-VAL.                                8 6
000011          CALL "ASSEMZ3" USING DV-VAL.                        EXT 6
000012
GOBACK.
*/ COBOLZ2

```

Figure 103. Listing for COBOLZ2

7. In the Local Variables section of the dump for program COBOLZ1, shown in Figure 104 on page 244, D-VAL has a 0 value. This indicates that the error causing a fixed-point divide exception in ASSEMZ3 was actually caused by the value of D-VAL in COBOLZ1.

```

:
: Local Variables:
:      6 77 D-VAL          9999 COMP          00000
:

```

Figure 104. Variables section of Language Environment dump for COBOLZ1

Sections of Language Environment dump for program COBOLZ1

```

CEE3DMP V1 R12.0: Condition processing resulted in the unhandled condition.          01/26/10 2:59:19 PM          Page: 1
ASID: 0099 Job ID: J0005739 Job name: COBOLZ1N Step name: GO          UserID: BARBARA

CEE3845I CEEDUMP Processing started.

Information for enclave COBOLZ1

Information for thread 8000000000000000

Traceback:
DSA  Entry      E Offset  Statement  Load Mod  Program Unit  Service  Status
1  CEEHDSP      +000049D6          CEEPLPKA  CEEHDSP      D1908    Call
2  ASSEMZ3      +00000064          ASSEMZ3  ASSEMZ3      Exception
3  IGZCFCC      +000002CA          IGZCPAC  IGZCFCC      Call
4  COBOLZ2      +000002A4  11          COBOLZ2  COBOLZ2      Call
5  IGZCFCC      +000002CA          IGZCPAC  IGZCFCC      Call
6  COBOLZ1      +0000028E   8          GO        COBOLZ1      Call

DSA  DSA Addr  E Addr  PU Addr  PU Offset  Comp Date  Compile Attributes
1  1147E7D0  112BD238  112BD238  +000049D6  20061215  CEL
2  1147E750  1120E448  1120E448  +00000064  20070214  ASM
3  1147E570  1140A5F8  1140A5F8  +000002CA  20061213  LIBRARY
4  1147E3C0  0001F320  0001F320  +000002A4  20070214  COBOL
5  1147E1E0  1140A5F8  1140A5F8  +000002CA  20061213  LIBRARY
6  1147E030  000083D0  000083D0  +0000028E  20070214  COBOL

Condition Information for Active Routines
Condition Information for ASSEMZ3 (DSA address 1147E750)
CIB Address: 1147F0F0
Current Condition:
CEE3209S The system detected a fixed-point divide exception (System Completion Code=0C9).
Location:
Program Unit: ASSEMZ3 Entry: ASSEMZ3 Statement: Offset: +00000064
Machine State:
ILC..... 0004 Interruption Code..... 0009
PSW..... 078D0000 9120E480
GPR0.... 00000000 1147E7D0 GPR1.... 00000000 1147E4B8 GPR2.... 00000000 1147AE54 GPR3.... 00000000 000212E8
GPR4.... 00000000 00000000 GPR5.... 00000000 0000092C GPR6.... 00000000 000213A8 GPR7.... 00000000 1147E4B8
GPR8.... 00000000 00000002 GPR9.... 00000000 000211B0 GPR10.... 00000000 1147A100 GPR11.... 00000000 9120E448
GPR12.... 00000000 1120C9C0 GPR13.... 00000000 1147E750 GPR14.... 00000000 9140A8C4 GPR15.... 00000000 9120E448
Storage dump near condition, beginning at location: 1120E49C
+000000 1120E49C 10184150 092C1B44 58610000 41660000 5D460000 58F0B0C8 5800B0C8 58DD0004 |...&..../(.....)....0.H....|
GPREG STORAGE:

```



```

Storage around GPR0 (1147E7D0)
-0020 1147E7B0 1120C9C0 00000000 00000000 00000000 00008408 00000000 00000100 1147E958 |..I.....d.....Z.|
+0000 1147E7D0 0808CEE1 1147E750 114818F0 912C1C10 912E9898 1147E7D0 1147EC28 1147F0F0 |.....X&...0j...j.qq..X.....00|
+0020 1147E7F0 1120BD60 112C1E64 9120E770 00000000 112092A8 912C1988 114807CE 1147F7CF |...-...j.X.....kyj..h.....7.|
:
Parameters, Registers, and Variables for Active Routines:
:
COBOLZ2 (DSA address 1147E3C0):
UPSTACK DSA
Saved Registers:
GPR0..... 1147E570 GPR1..... 1147E4C0 GPR2..... 000197FC GPR3..... 000212E8
GPR4..... 1147E4B8 GPR5..... 000191BC GPR6..... 1147AFD0 GPR7..... 00FDD100
GPR8..... 000213A8 GPR9..... 000211B0 GPR10..... 0001F428 GPR11..... 0001F54C
GPR12..... 0001F41C GPR13..... 1147E3C0 GPR14..... 8001F5C6 GPR15..... 9140A5F8
GPREG STORAGE:
Storage around GPR0 (1147E570)
-0020 1147E550 1147E30C 1147E44C 1120B658 00000000 1147E470 00000000 00000011 00000005 |..T...U<.....U.....|
+0000 1147E570 00102401 1147E3C0 1147E750 9140A8C4 9120E448 1147E750 1147E4B8 1147AE54 |.....T...X&j yDj..U...X&..U....|
+0020 1147E590 000212E8 1147E4C0 000212E8 1147B028 1147E4B8 00000002 000211B0 1147A100 |...Y..U...Y.....U.....|
:
o
Local Variables:
6 77 DV-VAL          9999 COMP          00000
8 77 D-VAL            9999 COMP          00000
:

```

```

COBOLZ1 (DSA address 1147E030):
UPSTACK DSA
Saved Registers:
GPR0..... 1147E1E0 GPR1..... 1147E130 GPR2..... 000197FC GPR3..... 0000A2E4
GPR4..... 1147E128 GPR5..... 1120B778 GPR6..... 00000000 GPR7..... 00000000
GPR8..... 0000A3A8 GPR9..... 0000A1B0 GPR10..... 000084D8 GPR11..... 000085F4
GPR12..... 000084CC GPR13..... 1147E030 GPR14..... 80008660 GPR15..... 9140A5F8
GPREG STORAGE:
Storage around GPR0 (1147E1E0)
-0020 1147E1C0 00000000 00000000 00000000 00000000 00000000 00000000 00000000 |.....|
+0000 1147E1E0 00102401 1147E030 1147E3C0 9140A8C4 0001F320 1147E3C0 1147E128 000197FC |.....T..j yD..3...T.....p.|
+0020 1147E200 0000A2E4 1147E130 0000A2E4 1147AFD0 1147E128 00000002 0000A1B0 1147A100 |..sU.....sU.....|
:
Local Variables:
6 77 D-VAL          9999 COMP          00000
:

```

Chapter 6. Debugging Fortran routines

You can debug applications that contain one or more Fortran routines.

Determining the source of errors in Fortran routines

Most errors in Fortran routines can be identified by the information provided in Fortran runtime messages, which begin with the prefix "FOR". The Fortran compiler cannot identify all possible errors. The following list identifies several errors not detected by the compiler that could potentially result in problems:

- Failing to assign values to variables and arrays before using them in your program.
- Specifying subscript values that are not within the bounds of an array. If you assign data outside the array bounds, you can inadvertently destroy data and instructions.
- Moving data into an item that is too small for it, resulting in truncation.
- Making invalid data references to EQUIVALENCE items of differing types (for example, integer or real).
- Transferring control into the range of a DO loop from outside the range of the loop. The compiler issues a warning message for all such branches if you specify OPT(2), OPT(3), or VECTOR.
- Using arithmetic variables and constants that are too small to give the precision you need in the result. For example, to obtain more than 6 decimal digits in floating-point results, you must use double precision.
- Concatenating character strings in such a way that overlap can occur.
- Trying to access services that are not available in the operating system or hardware.
- Failing to resolve name conflicts between Fortran and C library routines using the procedures described in [Resolving library module name conflicts between Fortran and C in z/OS Language Environment Programming Guide](#).

Identifying runtime errors

Fortran has several features that help you find runtime errors. Fortran runtime messages are discussed in Fortran runtime messages in *z/OS Language Environment Runtime Messages*. Other debugging aids include the optional traceback map, program interruption messages, abnormal termination dumps, and operator messages.

- The optional traceback map helps you identify where errors occurred while running your application. The TERMTHDACT(TRACE) runtime option, which is set by default under Language Environment, generates a dump containing the traceback map.

You can also get a traceback map at any point in your routine by invoking the ERRTRA subroutine.

- Program interruption messages are generated whenever the program is interrupted during execution. Program interruption messages are written to the Language Environment message file.

The program interruption message indicates the exception that caused the termination; the completion code from the system indicates the specification or operation exception resulting in termination.

- Program interruptions causing an abnormal termination produce a dump, which displays the completion code and the contents of registers and system control fields.

To display the contents of main storage as well, you must request an abnormal termination (ABEND) dump by including a SYSUDUMP DD statement in the appropriate job step. The following example shows how the statement can be specified for IBM-supplied cataloged procedures:

```
//GO.SYSUDUMP DD SYSOUT=A
```

- You can request various dumps by invoking any of several dump service routines while your program runs. These dump service routines are discussed in [“Generating a Language Environment dump of a Fortran routine”](#) on page 249.
- Operator messages are displayed when your program issues a PAUSE or STOP *n* statement. These messages help you understand how far execution has progressed before reaching the PAUSE or STOP statement.

The operator message can take the following forms:

n

String of 1–5 decimal digits you specified in the PAUSE or STOP statement. For the STOP statement, this number is placed in R15.

'message'

Character constant you specified in the PAUSE or STOP statement.

0

Printed when a PAUSE statement containing no characters is executed (not printed for a STOP statement).

A PAUSE message causes the program to stop running pending an operator response. The format of the operator's response to the message depends on the system being used.

- Under Language Environment, error messages produced by Language Environment and Fortran are written to a common message file. Its ddname is specified in the MSGFILE runtime option. The default ddname is SYSOUT.

Fortran information directed to the message file includes:

- Error messages resulting from unhandled conditions
- Printed output from any of the dump services (SDUMP, DUMP/PDUMP, CDUMP/CPDUMP)
- Output produced by a WRITE statement with a unit identifier having the same value as the Fortran error message unit
- Output produced by a WRITE statement with * given as the unit identifier (assuming the Fortran error message unit and standard print unit are the same unit)
- Output produced by the PRINT statement (assuming the Fortran error message unit and the standard print unit are the same unit)

For more information about handling message output using the Language Environment MSGFILE runtime option, see [MSGFILE](#) in *z/OS Language Environment Programming Reference*.

Using Fortran compiler listings

Fortran listings provide you with:

- The date of compilation including information about the compiler
- A listing of your source program
- Diagnostic messages telling you of errors in the source program
- Informative messages telling you the status of the compilation

Table 42 on page 248 lists of the contents of the various compiler-generated listings that you might find helpful when you use information in dumps to debug Fortran programs.

Table 42. Compiler-generated Fortran listings and their contents

Name	Contents	Compiler Option
Diagnostic message listing	Error messages detected during compilation.	FLAG
Source program	Source program statements.	SOURCE

Table 42. Compiler-generated Fortran listings and their contents (continued)

Name	Contents	Compiler Option
Source program	Source program statements and error messages.	SRCFLG
Storage map and cross reference	Variable use, statement function, subprogram, or intrinsic function within a program.	MAP and XREF
Cross reference	Cross reference of names with attributes.	XREF
Source program map	Offsets of automatic and static internal variables (from their defining base).	MAP
Object code	Contents of the program control section in hexadecimal notation and translated into a pseudo-assembler format. To limit the size of the object code listing, specify the statement or range of statements to be listed; for example, LIST(20) or LIST(10,30).	LIST
Variable map, object code, static storage	Same as MAP and LIST options, plus contents of static internal and static external control sections in hexadecimal notation with comments.	MAP and LIST
Symbolic dump	Internal statement numbers, sequence numbers, and symbol (variable) information.	SDUMP

Generating a Language Environment dump of a Fortran routine

To generate a dump containing Fortran information, call either DUMP/PDUMP, CDUMP/CPDUMP, or SDUMP. DUMP/PDUMP and CDUMP/CPDUMP produce output that is unchanged from the output generated under Fortran. Under Language Environment, however, the output is directed to the message file.

When SDUMP is invoked, the output is also directed to the Language Environment message file. The dump format differs from other Fortran dumps, however, reflecting a common format shared by the various HLLs under Language Environment.

You cannot make a direct call to CEE3DMP from a Fortran program. It is possible to call CEE3DMP through an assembler routine called by your Fortran program. Fortran programs are currently restricted from directly invoking Language Environment callable services.

DUMP/PDUMP

Provides a dump of a specified area of storage.

CDUMP/CPDUMP

Provides a dump of a specified area of storage in character format.

SDUMP

Provides a dump of all variables in a program unit.

DUMP/PDUMP subroutines

The DUMP/PDUMP subroutine dynamically dumps a specified area of storage to the system output data set. When you use DUMP, the processing stops after the dump; when you use PDUMP, the processing continues after the dump.

Syntax

CALL {DUMP | PDUMP} (*a*₁, *b*₁, *k*₁, *a*₂, *b*₂, *k*₂, ...)

a and *b*

Variables in the program unit. Each indicates an area of storage to be dumped. Either *a* or *b* can represent the upper or lower limit of the storage area.

k

The dump format to be used. The values that can be specified for *k*, and the resulting dump formats, are:

Value	Format Requested
--------------	-------------------------

0	Hexadecimal
1	LOGICAL*1
2	LOGICAL*4
3	INTEGER*2
4	INTEGER*4
5	REAL*4
6	REAL*8
7	COMPLEX*8
8	COMPLEX*16
9	CHARACTER
10	REAL*16
11	COMPLEX*32
12	UNSIGNED*1
13	INTEGER*1
14	LOGICAL*2
15	INTEGER*8
16	LOGICAL*8

Usage considerations for DUMP/PDUMP

A load module or phase can occupy a different area of storage each time it is executed. To ensure that the appropriate areas of storage are dumped, the following conventions should be observed.

If an array and a variable are to be dumped at the same time, a separate set of arguments should be used for the array and for the variable. The specification of limits for the array should be from the first element in the array to the last element. For example, assume that A is a variable in common, B is a real number, and TABLE is an array of 20 elements. The following call to the storage dump routine could be used to dump TABLE and B in hexadecimal format, and stop the program after the dump is taken.

```
CALL DUMP(TABLE(1),TABLE(20),0,B,B,0)
```

If an area of storage in common is to be dumped at the same time as an area of storage not in common, the arguments for the area in common should be given separately. For example, the following call to the storage dump routine could be used to dump the variables A and B in REAL*8 format without stopping the program.

```
CALL PDUMP(A,A,6,B,B,6)
```

If variables not in common are to be dumped, each variable must be listed separately in the argument list. For example, if R, P, and Q are defined implicitly in the program, the following statement should be used to dump the three variables in REAL*4 format.

```
CALL PDUMP(R,R,5,P,P,5,Q,Q,5)
```

If the following statement is used, all main storage between R and Q is dumped, which might or might not include P, and could include other variables.

```
CALL PDUMP(R,Q,5)
```

CDUMP/CPDUMP subroutines

The CDUMP/CPDUMP subroutine dynamically dumps a specified area of storage containing character data. When you use CDUMP, the processing stops after the dump; when you use CPDUMP, the processing continues after the dump.

Syntax

```
CALL {CDUMP | CPDUMP} (a1, b1, a2, b2,...)
```

a and *b*

Variables in the program unit. Each indicates an area of storage to be dumped. Either *a* or *b* can represent the upper or lower limit of each storage area.

The dump is always produced in character format. A dump format type (unlike for DUMP/PDUMP) must not be specified.

Usage considerations for CDUMP/CPDUMP

A load module can occupy a different area of storage each time it is executed. To ensure that the appropriate areas of storage are dumped, the following conventions should be observed.

If an array and a variable are to be dumped at the same time, a separate set of arguments should be used for the array and for the variable. The specification of limits for the array should be from the first element in the array to the last element. For example, assume that B is a character variable and TABLE is a character array of 20 elements. The following call to the storage dump routine could be used to dump TABLE and B in character format, and stop the program after the dump is taken.

```
CALL CDUMP(TABLE(1), TABLE(20), B, B)
```

SDUMP subroutine

The SDUMP subroutine provides a symbolic dump that is displayed in a format dictated by variable type as coded or defaulted in your source. Data is dumped to the error message unit. The symbolic dump is created by program request, on a program unit basis, using CALL SDUMP. Variables can be dumped automatically after abnormal termination using the compiler option SDUMP. For more information on the SDUMP compiler option, see *VS FORTRAN Version 2 Programming Guide for CMS and MVS*.

Items displayed are:

- All referenced, local, named, and saved variables in their Fortran-defined data representation
- All variables contained in a static common area (blank or named) in their Fortran-defined data representation

- All variables contained in a dynamic common area in their Fortran-defined data representation
- Nonzero or nonblank character array elements only
- Array elements with their correct indexes

The amount of output produced can be very large, especially if your program has large arrays, or large arrays in common blocks. For such programs, you might want to avoid calling SDUMP.

Syntax

```
CALL SDUMP [(rtn1,rtn2,...)]
```

rtn₁,rtn₂,...

Names of other program units from which data will be dumped. These names must be listed in an EXTERNAL statement.

Usage considerations for SDUMP

- To obtain symbolic dump information and location of error information, compilation must be done either with the SDUMP option or with the TEST option.
- Calling SDUMP and specifying program units that have not been entered gives unpredictable results.
- Calling SDUMP with no parameters produces the symbolic dump for the current program unit.
- An EXTERNAL statement must be used to identify the names being passed to SDUMP as external routine names.
- At higher levels of optimization (1, 2, or 3), the symbolic dump could show incorrect values for some variables because of compiler optimization techniques.
- Values for uninitialized variables are unpredictable. Arguments in uncalled subprograms or in subprograms with argument lists shorter than the maximum can cause the SDUMP subroutine to fail.
- The display of data can also be invoked automatically. If the runtime option TERMTHDACT(DUMP) is in effect and your program abends in a program unit compiled with the SDUMP option or with the TEST option, all data in that program unit is automatically dumped. All data in any program unit in the save area traceback chain compiled with the SDUMP option or with the TEST option is also dumped. Data occurring in a common block is dumped at each occurrence, because the data definition in each program unit could be different.

Examples of calling SDUMP from the main program and from a subprogram follow. [Figure 105 on page 253](#) shows a sample program calling SDUMP and [Figure 107 on page 254](#) shows the resulting output that is generated. In the main program, the following statement

```
EXTERNAL PGM1,PGM2,PGM3
```

makes the address of subprograms PGM1, PGM2, and PGM3 available for a call to SDUMP, as follows:

```
CALL SDUMP (PGM1,PGM2,PGM3)
```

This causes variables in PGM1, PGM2, and PGM3 to be printed.

In the subprogram PGM1, the following statement makes PGM2 and PGM3 available. (PGM1 is missing because the call is in PGM1.)

```
EXTERNAL PGM2,PGM3
```

The following statements dump the variables PGM1, PGM2, and PGM3.

```
CALL SDUMP
CALL SDUMP (PGM2,PGM3)
```



```

OPTIONS IN EFFECT: LIST NOMAP NOXREF NOGOSTMT NODECK SOURCE TERM OBJECT FIXED TRMFLG SRCFLG NODDIM NORENT SDUMP(ISN)
NOSXM NOVECTOR IL(DIM) NOTEST SC(*) NODC NOEC NOEMODE NOICA NODIRECTIVE NODBCS NOSAA NOPARALLEL NODYNAMIC
NOSYM
    NOREORDER NOPC
    OPT(0) LANGLVL(77) NOFIPS FLAG(I) HALT(S) AUTODBL(NONE) PTRSIZE(8) LINECOUNT(60) CHARLEN(500) NAME(MAIN#)
IF DO  ISN  *...*...1.....2.....3.....4.....5.....6.....7.*.....8
    1      PROGRAM FORTMAIN
    2      EXTERNAL PGM1,PGM2,PGM3
    3      INTEGER*4 ANY_INT
    4      INTEGER*4 INT_ARR(3)
    5      CHARACTER*20 CHAR_VAR
    6      ANY_INT = 555
    7      INT_ARR(1) = 1111
    8      INT_ARR(2) = 2222
    9      INT_ARR(3) = 2222
    10     CHAR_VAR = 'SAMPLE CONSTANT '
    11     CALL PGM1(ANY_INT,CHAR_VAR)
    12     CALL SDUMP(PGM1,PGM2,PGM3)
    13     STOP
    14     END
OPTIONS IN EFFECT: LIST NOMAP NOXREF NOGOSTMT NODECK SOURCE TERM OBJECT FIXED TRMFLG SRCFLG NODDIM NORENT SDUMP(ISN)
NOSXM NOVECTOR IL(DIM) NOTEST SC(*) NODC NOEC NOEMODE NOICA NODIRECTIVE NODBCS NOSAA NOPARALLEL NODYNAMIC
NOSYM
    NOREORDER NOPC
    OPT(0) LANGLVL(77) NOFIPS FLAG(I) HALT(S) AUTODBL(NONE) PTRSIZE(8) LINECOUNT(60) CHARLEN(500) NAME(MAIN#)
IF DO  ISN  *...*...1.....2.....3.....4.....5.....6.....7.*.....8
    1      SUBROUTINE PGM1(ARG1,ARG2)
    2      EXTERNAL PGM2,PGM3
    3      INTEGER*4 ARG1
    4      CHARACTER*20 ARG2
    5      ARG1 = 1
    6      ARG2 = 'ARGUMENT'
    7      CALL PGM2
    8      CALL SDUMP
    9      CALL SDUMP(PGM2,PGM3)
    10     RETURN
    11     END

```

Figure 105. Example program that calls SDUMP

```

OPTIONS IN EFFECT: LIST NOMAP NOXREF NOGOSTMT NODECK SOURCE TERM OBJECT FIXED TRMFLG SRCFLG NODDIM NORENT SDUMP(ISN)
NOSXM NOVECTOR IL(DIM) NOTEST SC(*) NODC NOEC NOEMODE NOICA NODIRECTIVE NODBCS NOSAA NOPARALLEL NODYNAMIC
NOSYM
    NOREORDER NOPC
    OPT(0) LANGLVL(77) NOFIPS FLAG(I) HALT(S) AUTODBL(NONE) PTRSIZE(8) LINECOUNT(60) CHARLEN(500) NAME(MAIN#)
IF DO  ISN  *...*...1.....2.....3.....4.....5.....6.....7.*.....8
    1      SUBROUTINE PGM2
    2      INTEGER*4 PGM2VAR
    3      PGM2VAR = 555
    4      CALL PGM3
    5      RETURN
    6      END
OPTIONS IN EFFECT: LIST NOMAP NOXREF NOGOSTMT NODECK SOURCE TERM OBJECT FIXED TRMFLG SRCFLG NODDIM NORENT SDUMP(ISN)
NOSXM NOVECTOR IL(DIM) NOTEST SC(*) NODC NOEC NOEMODE NOICA NODIRECTIVE NODBCS NOSAA NOPARALLEL NODYNAMIC
NOSYM
    NOREORDER NOPC
    OPT(0) LANGLVL(77) NOFIPS FLAG(I) HALT(S) AUTODBL(NONE) PTRSIZE(8) LINECOUNT(60) CHARLEN(500) NAME(MAIN#)
IF DO  ISN  *...*...1.....2.....3.....4.....5.....6.....7.*.....8
    1      SUBROUTINE PGM3
    2      CHARACTER*20 PGM3VAR
    3      PGM3VAR = 'PGM3 VAR'
    4      RETURN
    5      END

```

Figure 106. Example program that calls SDUMP (continued)

Figure 107 on page 254 shows the resulting output generated by the example in Figure 105 on page 253.

```

Parameters, Registers, and Variables for Active Routines:
PGM1      (DSA address 06D004C8):
Parameters:
  ARG2          CHARACTER*20      ARGUMENT

  ARG1          INTEGER*4          1
Local Variables:
Parameters, Registers, and Variables for Active Routines:
PGM2      (DSA address 000930FC):
Parameters:
Local Variables:
  PGM2VAR      INTEGER*4          555
Parameters, Registers, and Variables for Active Routines:
PGM3      (DSA address 000930FC):
Parameters:
Local Variables:
  PGM3VAR      CHARACTER*20      PGM3 VAR

Parameters, Registers, and Variables for Active Routines:
PGM1      (DSA address 000930FC):
Parameters:
  ARG2          CHARACTER*20      ARGUMENT

  ARG1          INTEGER*4          1
Local Variables:
Parameters, Registers, and Variables for Active Routines:
PGM2      (DSA address 000930FC):
Parameters:
Local Variables:
  PGM2VAR      INTEGER*4          555
Parameters, Registers, and Variables for Active Routines:
PGM3      (DSA address 000930FC):
Parameters:
Local Variables:
  PGM3VAR      CHARACTER*20      PGM3 VAR

```

Figure 107. Language Environment dump generated using SDUMP

Finding Fortran information in a Language Environment dump

To locate Fortran-specific information in a Language Environment dump, you must understand how to use the traceback section and the section in the symbol table dump showing parameters and variables. Figure 108 on page 255 shows an example of a Fortran dump; Table 43 on page 255 provides additional information about each section within the dump.

Information for enclave SAMPLE

Information for thread 8000000000000000

[1]

Traceback:

DSA Addr	Program Unit	PU Addr	PU Offset	Entry	E Addr	E Offset	Statement	Load Mod	Service	Status
0002D018	CEEHDS	05936760	+0000277C	CEEHDS	05936760	+0000277C		CEEPLPKA		Call
0002F018	AFHCSGLE	059DF718	+000001A8	AFHCSGLE	059DF718	+000001A8		AFHPRNAG		Exception
05A44060	AFH00PNR	05A11638	+00001EDE	AFH00PNR	05A11638	+00001EDE		AFHPRNAG		Call
05900A90	SAMPLE	059009A8	+0000021C	SAMPLE	059009A8	+0000021C	6_ISN	GO		Call

[2]

Condition Information for Active Routines

Condition Information for AFHCSGLE (DSA address 0002F018)

CIB Address: 0002D468

Current Condition:

FOR1916S The OPEN statement for unit 999 failed. The unit number was either less than 0 or greater than 99, the highest unit number allowed at your installation.

Location:

Program Unit: AFHCSGLE Entry: AFHCSGLE Statement: Offset: +000001A8

Storage dump near condition, beginning at location: 059DF8B0

+000000 059DF8B0 5060D198 5880C2B8 58F0801C 4110D190 05EFD502 D3019751 4770A1F0 4820D2FE |&-

Jq..B..0....J...N.L.p....0..K.|

Parameters, Registers, and Variables for Active Routines:

CEEHDS (DSA address 0002D018):

Saved Registers:

GPR0....	000003E7	GPR1....	0002D3B4	GPR2....	0002DFD7	GPR3....	0002E027
GPR4....	0002DF94	GPR5....	00000000	GPR6....	00000004	GPR7....	00000000
GPR8....	0002E017	GPR9....	0593875E	GPR10....	0593775F	GPR11....	85936760
GPR12....	00014770	GPR13....	0002D018	GPR14....	800250DE	GPR15....	85949C70

GPREG STORAGE:

Storage around GPR0 (000003E7)

-000020 000003C7 Inaccessible storage.

+000000 000003E7 Inaccessible storage.

+000020 00000407 Inaccessible storage.

Storage around GPR1 (0002D3B4)

-000020 0002D394 00000006 00000000 0002E017 0593875E 0593775F 85936760 00014770 00000000

|.....lg;.l.-el.....|

+000000 0002D3B4 0002DFD7 0002E027 0002DF94 0002DF94 0002DDF4 0002DEC4 0002E158 0002D018

|...P.....m.....4...D.....|

+000020 0002D3D4 0002D468 00000000 00000000 00000007 859D67E0 00000000 00000000 05914848

|..M.....e.....j..|

[3]

Local Variables:

ABC	CHARACTER*3	123	
J	INTEGER*4		444

[4]

File Status and Attributes:

The total number of units defined is 100.

The default unit for the PUNCH statement is 7.

The default unit for the Fortran error messages is 6.

The default unit for formatted sequential output is 6.

The default unit for formatted sequential input is 5.

Figure 108. Sections of the Language Environment dump

Table 43 on page 255 describes the sections shown in the sample dump in Figure 108 on page 255 .

Table 43. Understanding the Language Environment traceback table	
Section	Contents
[1]	The traceback section of the dump contains condition information about your routine and information about the statement number and address where the exception occurred. The traceback section helps you locate where an error occurred in your program. The information in this section begins with the most recent program unit and ends with the first program unit.
[2]	The condition information section contains information for the active routines. It indicates the program message, program unit name, the statement number, and the offset within the program unit where the error occurred.
[3]	The local variable section contains information on all variables and arrays in each program unit in the save area chain, including the program that caused the dump to be invoked. The output shows variable items (one line only) and array (more than one line) items. Use the local variable section of the dump to identify the variable name, type, and value at the time the dump was called. Variable and array items can contain either character or noncharacter data, but not both.
[4]	The file status and attribute section of the dump displays the total number of units defined, the default units for error messages, and the default unit numbers for formatted input or formatted output.

Examples of debugging Fortran routines

This section contains examples of Fortran routines and instructions for using information in the Language Environment dump to debug them.

Calling a nonexistent routine

Figure 109 on page 256 illustrates an error caused by calling a nonexistent routine. The options in effect at compile time appear at the top of the listing.

```
OPTIONS IN EFFECT: LIST NOMAP NOXREF NOGOSTMT NODECK SOURCE TERM OBJECT FIXED TRMFLG SRCFLG NODDIM NORENT SDUMP(ISN)
NOSXM NOVECTOR IL(DIM) NOTEST SC(*) NODC NOEC NOEMODE NOICA NODIRECTIVE NODBCS NOSAA NOPARALLEL NODYNAMIC
NOSYM
      NOREORDER NOPC
1      OPT(0) LANGLVL(77) NOFIPS FLAG(I) HALT(S) AUTODBL(NONE) PTRSIZE(8) LINECOUNT(60) CHARLEN(500) NAME(MAIN#)
2      PROGRAM CALLNON
      INTEGER*4 ARRAY_END
      C
3      CALL SUBNAM
4      STOP
5      END
```

Figure 109. Example of calling a nonexistent routine

Figure 110 on page 257 shows sections of the dump generated by a call to SDUMP.

```

CEE3DMP V1 R3.0: Condition processing resulted in the unhandled condition.      08/30/01 10:33:01 AM
Page: 1

Information for enclave CALLNON

Information for thread 8000000000000000

Traceback:
DSA Addr  Program Unit  PU Addr  PU Offset  Entry      E Addr  E Offset  Statement  Load Mod  Service  Status
0002D018  CEEHDSP      05936760 +0000277C CEEHDSP    05936760 +0000277C          CEEPLPKA          Call
05900C10  CALLNON      05900B28 -05900B26 CALLNON    05900B28 -05900B26      3_ISN      G0          Exception

Condition Information for Active Routines
Condition Information for CALLNON (DSA address 05900C10)
CIB Address: 0002D468
Current Condition:
CEE3201S The system detected an operation exception.
Location:
Program Unit: CALLNON
Entry:      CALLNON
Statement:  3_ISN Offset: -05900B26
Machine State:
ILC..... 0002      Interruption Code..... 0001
PSW..... 078D3D00 80000004
GPR0..... FD000008 GPR1..... 00000000 GPR2..... 05900D04 GPR3..... 05900C10
GPR4..... 007F6930 GPR5..... 007FD238 GPR6..... 007BFFF8 GPR7..... FD000000
GPR8..... 007FD968 GPR9..... 807FD4F8 GPR10..... 00000000 GPR11..... 007FD238
GPR12..... 00E21ED2 GPR13..... 05900C10 GPR14..... 85900CE8 GPR15..... 00000000
Storage dump near condition, beginning at location: 00000000
+000000 00000000 Inaccessible storage.

Parameters, Registers, and Variables for Active Routines:
CEEHDSP (DSA address 0002D018):
Saved Registers:
GPR0..... 00000000 GPR1..... 0002D3B4 GPR2..... 0002DFD7 GPR3..... 0002E027
GPR4..... 0002DF94 GPR5..... 00000000 GPR6..... 00000004 GPR7..... 00000000
GPR8..... 0002E017 GPR9..... 0593875E GPR10..... 0593775F GPR11..... 05936760
GPR12..... 00014770 GPR13..... 0002D018 GPR14..... 800250DE GPR15..... 85949C70

GPREG STORAGE:
Storage around GPR0 (00000000)
+000000 00000000 Inaccessible storage.
+000020 00000020 Inaccessible storage.
+000040 00000040 Inaccessible storage.
Storage around GPR1 (0002D3B4)
-000020 0002D394 00000006 00000000 0002E017 0593875E 0593775F 05936760 00014770 00000000
|.....lg;l..l..|
+000000 0002D3B4 0002DFD7 0002E027 0002DF94 0002DF94 0002DDF4 0002DEC4 0002E158 00000000
|...P.....m...m...4...D.....|
+000020 0002D3D4 0002D468 00000000 00000000 00000007 859D67E0 00000000 00000000 05914848
|..M.....e.....j..|
|
|
|
CEE3DMP V1 R3.0: Condition processing resulted in the unhandled condition.      08/30/01 10:33:01 AM
Page: 4

File Status and Attributes:
The total number of units defined is 100.
The default unit for the PUNCH statement is 7.
The default unit for the Fortran error messages is 6.
The default unit for formatted sequential output is 6.
The default unit for formatted sequential input is 5.

```

Figure 110. Sections of the Language Environment dump resulting from a call to a nonexistent routine

To understand the traceback section, and debug this example routine, do the following:

1. Find the Current Condition information in the Condition Information for Active Routines section of the dump. The message is CEE3201S. The system detected an operation exception at statement 3. For more information about this message, see [z/OS Language Environment Runtime Messages](#). This section of the dump also provides such information as the name of the active routine and the current statement number at the time of the dump.
2. Locate statement 3 in the routine shown in Figure 109 on page 256. This statement calls subroutine SUBNAM. The message CEE3201S in the Condition Information section of the dump indicates that the operation exception was generated because of an unresolved external reference.
3. Check the linkage editor output for error messages.

Divide-by-zero error

Figure 111 on page 258 demonstrates a divide-by-zero error. In this example, the main Fortran program passed 0 to subroutine DIVZEROSUB, and the error occurred when DIVZEROSUB attempted to use this data as a divisor.

```

OPTIONS IN EFFECT: LIST NOMAP NOXREF NOGOSTMT NODECK SOURCE TERM OBJECT FIXED TRMFLG SRCFLG NODDIM NORENT SDUMP(ISN)
NOSXM NOVECTOR IL(DIM) NOTEST SC(*) NODC NOEC NOEMODE NOICA NODIRECTIVE NODBCS NOSAA NOPARALLEL NODYNAMIC
NOSYM
      NOREORDER NOPC
      OPT(0) LANGLVL(77) NOFIPS FLAG(I) HALT(S) AUTODBL(NONE) PTRSIZE(8) LINECOUNT(60) CHARLEN(500) NAME(MAIN#)
1      PROGRAM DIVZERO
2      INTEGER*4 ANY_NUMBER
3      INTEGER*4 ANY_ARRAY(3)
4      PRINT *, 'EXAMPLE STARTING'
5      ANY_NUMBER = 0
6      DO I = 1,3
1      7      ANY_ARRAY(I) = I
1      8      END DO
9      CALL DIVZEROSUB(ANY_NUMBER, ANY_ARRAY)
10     PRINT *, 'EXAMPLE ENDING'
11     STOP
12     END
OPTIONS IN EFFECT: LIST NOMAP NOXREF NOGOSTMT NODECK SOURCE TERM OBJECT FIXED TRMFLG SRCFLG NODDIM NORENT SDUMP(ISN)
NOSXM NOVECTOR IL(DIM) NOTEST SC(*) NODC NOEC NOEMODE NOICA NODIRECTIVE NODBCS NOSAA NOPARALLEL NODYNAMIC
NOSYM
      NOREORDER NOPC
      OPT(0) LANGLVL(77) NOFIPS FLAG(I) HALT(S) AUTODBL(NONE) PTRSIZE(8) LINECOUNT(60) CHARLEN(500) NAME(MAIN#)
1      SUBROUTINE DIVZEROSUB(DIVISOR, DIVIDEND)
2      INTEGER*4 DIVISOR
3      INTEGER*4 DIVIDEND(3)
4      PRINT *, 'IN SUBROUTINE DIVZEROSUB'
5      DIVIDEND(1) = DIVIDEND(3) / DIVISOR
6      PRINT *, 'END OF SUBROUTINE DIVZEROSUB'
7      RETURN
8      END

```

Figure 111. Fortran routine with a divide-by-zero error

Figure 112 on page 259 shows the Language Environment dump for routine DIVZERO.

Information for enclave DIVZERO

Information for thread 8000000000000000

Traceback:

DSA Addr	Program Unit	PU Addr	PU Offset	Entry	E Addr	E Offset	Statement	Load Mod	Service	Status
0002D018	CEEHDSP	05936760	+0000277C	CEEHDSP	05936760	+0000277C		CEEPLPKA		Call
05900640	DIVZSUB	05900558	+00000258	DIVZSUB	05900558	+00000258	5_ISN	GO		Exception
0002F018	AFHLCLNR	0001B150	+00000000	AFHLCLNR	0001B150	+00000000		AFHPRNBG		Call
059002E8	DIVZERO	05900200	+00000298	DIVZERO	05900200	+00000298	9_ISN	GO		Call

Condition Information for Active Routines

Condition Information for DIVZSUB (DSA address 05900640)

CIB Address: 0002D468

Current Condition:

CEE3209S The system detected a fixed-point divide exception.

Location:

Program Unit: DIVZSUB

Entry: DIVZSUB

Statement: 5_ISN Offset: +00000258

Machine State:

ILC..... 0004 Interruption Code..... 0009

PSW..... 078D2A00 859007B4

GPR0..... 00000000 GPR1..... 00000003 GPR2..... 059003FC GPR3..... 05900400

GPR4..... 007F6930 GPR5..... 05900468 GPR6..... 0000000C GPR7..... 059003E0

GPR8..... 85900400 GPR9..... 807FD4F8 GPR10..... 00000000 GPR11..... 007FD238

GPR12..... 00E21ED2 GPR13..... 05900640 GPR14..... 8590079C GPR15..... 05900BA0

Storage dump near condition, beginning at location: 059007A0

+000000 059007A0 5870D118 5800700C 5870D120 8E000020 5D007000 5870D118 50107004 58F0D128

[..J.....J.....).....J.&....0J.]

Parameters, Registers, and Variables for Active Routines:

CEEHDSP (DSA address 0002D018):

Saved Registers:

GPR0..... 00000000 GPR1..... 0002D3B4 GPR2..... 0002DFD7 GPR3..... 0002E027

GPR4..... 0002DF94 GPR5..... 00000000 GPR6..... 00000004 GPR7..... 00000000

GPR8..... 0002E017 GPR9..... 0593875E GPR10..... 0593775F GPR11..... 05936760

GPR12..... 00014770 GPR13..... 0002D018 GPR14..... 800250DE GPR15..... 85949C70

GPREG STORAGE:

Storage around GPR0 (00000000)

+000000 00000000 Inaccessible storage.

+000020 00000020 Inaccessible storage.

+000040 00000040 Inaccessible storage.

Storage around GPR1 (0002D3B4)

-000020 0002D394 00000006 00000000 0002E017 0593875E 0593775F 05936760 00014770 00000000

[.....lg;l..l.....]

+000000 0002D3B4 0002DFD7 0002E027 0002DF94 0002DF94 0002DDF4 0002DEC4 0002E158 00000000

[...P.....m.....4...D.....]

+000020 0002D3D4 0002D468 00000000 00000000 00000007 859D67E0 00000000 00000000 05914848

[..M.....e.....j..]

Local Variables:

I INTEGER*4 4

ANY_ARRAY(3) INTEGER*4 1 2 3

ANY_ARRAY(1) 1 2 3

ANY_NUMBER INTEGER*4 0

File Status and Attributes:

The total number of units defined is 100.

The default unit for the PUNCH statement is 7.

The default unit for the Fortran error messages is 6.

The default unit for formatted sequential output is 6.

The default unit for formatted sequential input is 5.

Figure 112. Language Environment dump from divide-by-zero Fortran example

To debug this application, do the following:

1. Locate the error message, CEE3209S, for the current condition in the Condition Information section of the dump, shown in Figure 112 on page 259. The system detected a fixed-point divide exception. For more information about this message, see [Language Environment runtime messages in z/OS Language Environment Runtime Messages](#).
2. Note the sequence of the calls in the call chain:
 - a. DIVZERO called AFHLCLNR, which is a Fortran library subroutine.
 - b. AFHLCLNR called DIVZSUB.

Note: When a program-unit name is longer than 7 characters, the name as it appears in the dump consists of the first 4 and last 3 characters concatenated together.

 - c. DIVZSUB attempted a divide-by-zero operation at statement 5.

- d. This resulted in a call to CEEHDSP, a Language Environment condition handling routine.
- 3. Locate statement 5 in the Fortran listing for the DIVZEROSUB subroutine in [Figure 112 on page 259](#). This is an instruction to divide the contents of DIVIDEND(3) by DIVISOR.
- 4. Since DIVISOR is a parameter of subroutine DIVZEROSUB, go to the Parameters section of the dump shown in [Figure 112 on page 259](#). The parameter DIVISOR shows a value of 0.
- 5. Since DIVISOR contains the value passed to DIVZEROSUB, check its value. ANY_NUMBER is the actual argument passed to DIVZEROSUB, and the dump and listing of DIVZERO indicate that ANY_NUMBER had value 0 when passed to DIVZEROSUB, leading to the divide-by-zero exception.

Chapter 7. Debugging PL/I for MVS & VM routines

This section contains information that can help you debug applications that contain one or more PL/I for MVS & VM routines. Following a discussion about potential errors in PL/I for MVS & VM routines, the first topic discusses how to use compiler-generated listings to obtain information about PL/I for MVS & VM routines, and how to use PLIDUMP to generate a Language Environment dump of a PL/I for MVS & VM routine. The last part of this section provides examples of PL/I for MVS & VM routines and explains how to debug them using information contained in the traceback information provided in the dump.

Determining the source of errors in PL/I for MVS & VM routines

Most errors in PL/I for PL/I for MVS & VM routines can be identified by the information provided in PL/I runtime messages, which begin with the prefix IBM. For a list of these messages, see [PL/I runtime messages](#) in *z/OS Language Environment Runtime Messages*.

A malfunction in running a PL/I for MVS & VM routine can be caused by:

- Logic errors in the source routine
- Invalid use of PL/I for MVS & VM
- Unforeseen errors
- Invalid input data
- Compiler or runtime routine malfunction
- System malfunction
- Unidentified routine malfunction
- Overlaid storage

Logic errors in the source routine

Errors of this type are often difficult to detect because they often appear as compiler or library malfunctions. Some common errors in source routines are:

- Incorrect conversion from arithmetic data
- Incorrect arithmetic and string manipulation operations
- Unmatched data lists and format lists

Invalid use of PL/I for MVS & VM

A misunderstanding of the language or a failure to provide the correct environment for using PL/I for MVS & VM can result in an apparent malfunction of a PL/I for MVS and VM routine. Any of the following, for example, might cause a malfunction:

- Using uninitialized variables
- Using controlled variables that have not been allocated
- Reading records into incorrect structures
- Misusing array subscripts
- Misusing pointer variables
- Incorrect conversion
- Incorrect arithmetic operations
- Incorrect string manipulation operations

Unforeseen errors

If an error is detected during run time and no ON-unit is provided in the routine to terminate the run or attempt recovery, the job terminates abnormally. However, the status of a routine at the point where the error occurred can be recorded by using an ERROR ON-unit that contains the statements. In the following example, the statement ON ERROR SYSTEM ensures that further errors do not result in a permanent loop.

```
ON ERROR
BEGIN;
  ON ERROR SYSTEM;
  CALL PLIDUMP;           /*generates a dump*/
  PUT DATA;             /*displays variables*/
END;
```

Invalid input data

A routine should contain checks to ensure that any incorrect input data is detected before it can cause the routine to malfunction. Use the COPY option of the GET statement to check values obtained by stream-oriented input. The values are listed on the file named in the COPY option. If no file name is given, SYSPRINT is assumed.

Compiler or runtime routine malfunction

If you are certain that the malfunction is caused by a compiler or runtime routine error, you can either open a PMR or submit an APAR for the error. For more information about handling compiler and runtime routine malfunctions, see the [IBM Enterprise PL/I for z/OS library \(www.ibm.com/support/docview.wss?uid=swg27036735\)](http://www.ibm.com/support/docview.wss?uid=swg27036735). Meanwhile, you can try an alternative way to perform the operation that is causing the trouble. A bypass is often feasible, since the PL/I for MVS & VM language frequently provides an alternative method of performing operations.

System malfunction

System malfunctions include machine malfunctions and operating system errors. System messages identify these malfunctions and errors to the operator.

Unidentified routine malfunction

In most circumstances, an unidentified routine malfunction does not occur when using the compiler. If your routine terminates abnormally without an accompanying Language Environment runtime diagnostic message, the error causing the termination might also be inhibiting the production of a message. Check for the following:

- Your job control statements might be in error, particularly in defining data sets.
- Your routine might overwrite main storage areas containing executable instructions. This can happen if you have accidentally:
 - Assigned a value to a nonexistent array element. For example:

```
DCL ARRAY(10);
  ⋮
DO I = 1 TO 100;
  ARRAY(I) = VALUE;
```

To detect this type of error in a compiled module, set the SUBSCRIPTRANGE condition so that each attempt to access an element outside the declared range of subscript values raises the SUBSCRIPTRANGE condition. If there is no ON-unit for this condition, a diagnostic message is printed and the ERROR condition is raised. This facility, though expensive in run time and storage space, is a valuable routine-testing aid.

- Used an incorrect locator value for a locator (pointer or offset) variable. This type of error can occur if a locator value is obtained by means of record-oriented transmission. Ensure that locator values

created in one routine, transmitted to a data set, and subsequently retrieved for use in another routine, are valid for use in the second routine.

- Attempted to free a nonbased variable. This can happen when you free a based variable after its qualifying pointer value has been changed. For example:

```
DCL A STATIC,B BASED (P);  
ALLOCATE B;  
P = ADDR(A);  
FREE B;
```

- Used the SUBSTR pseudovalue to assign a string to a location beyond the end of the target string. For example:

```
DCL X CHAR(3);  
I=3  
SUBSTR(X,2,I) = 'ABC';
```

To detect this type of error, enable the STRINGRANGE condition during compilation.

Storage overlay problems

If you suspect an error in your PL/I for MVS & VM application is a storage overlay problem, check for the following:

1. The use of a subscript outside the declared bounds (check the SUBSCRIPTRANGE condition)
2. An attempt to assign a string to a target with an insufficient maximum length (check the STRINGSIZE condition)
3. The failure of the arguments to a SUBSTR reference to comply with the rules described for the SUBSTR built-in function (check the STRINGRANGE condition)
4. The loss of significant last high-order (left-most) binary or decimal digits during assignment to an intermediate result or variable or during an input/output operation (check the SIZE condition)
5. The reading of a variable-length file into a variable
6. The misuse of a pointer variable
7. The invocation of a Language Environment callable service with fewer arguments than are required

The first four situations are associated with the listed PL/I for MVS & VM conditions, all of which are disabled by default. If you suspect one of these problems exists in your routine, use the appropriate condition prefix on the suspected statement or on the BEGIN or PROCEDURE statement of the containing block.

The fifth situation occurs when you read a data record into a variable that is too small. This type of problem only happens with variable-length files. You can often isolate the problem by examining the data in the file information and buffer.

The sixth situation occurs when you misuse a pointer variable. This type of storage overlay is particularly difficult to isolate. There are a number of ways pointer variables can be misused:

- When a READ statement runs with the SET option, a value is placed in a pointer. If you then run a WRITE statement or another READ SET option with another pointer, you overlay your storage if you try to use the original pointer.
- When you try to use a pointer to allocate storage that has already been freed, you can also cause a storage overlay.
- When you attempt to use a pointer set with the ADDR built-in function as a base for data with different attributes, you can cause a storage overlay.

The seventh situation occurs when a Language Environment callable service is passed fewer arguments than its interface requires. The following example might cause a storage overlay because Language

Environment assumes that the fourth item in the argument list is the address of a feedback code, when in reality it could be residue data pointing anywhere in storage.

Invalid calls	Valid calls
<pre>DCL CEEDATE ENTRY OPTIONS(ASM); CALL CEEDATE(x,y,z); /* invalid */</pre>	<pre>DCL CEEDATE ENTRY(*,*,*,* OPTIONAL) OPTIONS(ASM); CALL CEEDATE(x,y,z,*); /* valid */ CALL CEEDATE(x,y,z,fc); /* valid */</pre>

Using PL/I for MVS & VM compiler listings

The following sections explain how to generate listings that contain information about your routine. PL/I for MVS & VM listings show machine instructions, constants, and external or internal addresses that the linkage editor resolves. This information can help you find other information, such as variable values, in a dump of a PL/I for MVS & VM routine. The PL/I compiler listings included in the following sections are from the PL/I for MVS & VM product.

Generating PL/I for MVS & VM listings and maps

Table 44 on page 264 shows compiler-generated listings that you might find helpful when you use information in dumps to debug PL/I for MVS & VM routines. For more information about supported compiler options that generate listings, reference the [IBM Enterprise PL/I for z/OS library \(www.ibm.com/support/docview.wss?uid=swg27036735\)](http://www.ibm.com/support/docview.wss?uid=swg27036735).

Table 44. Compiler-generated PL/I for MVS & VM listings and their contents		
Name	Contents	Compiler option
Source program	Source program statements	SOURCE
Cross reference	Cross reference of names with attributes	XREF and ATTRIBUTES
Aggregate table	Names and layouts of structures and arrays	AGGREGATE
Variable map	Offsets of automatic and static internal variables (from their defining base)	MAP
Object code	Contents of the program control section in hexadecimal notation and translated into a pseudo-assembler format. To limit the size of the object code listing, specify a certain statement or range of statements to be listed; for example, LIST(20) or LIST(10,30).	LIST
Variable map, object code, static storage	Same as MAP and LIST options, plus contents of static internal and static external control sections in hexadecimal notation with comments	MAP and LIST

Finding information in PL/I for MVS & VM listings

Figure 113 on page 265 shows an example PL/I for MVS & VM routine that was compiled with LIST and MAP.

```
*PROCESS SOURCE, LIST, MAP;

                                SOURCE LISTING

STMT
  1 |EXAMPLE: PROC OPTIONS(MAIN);
  2 |      DCL EXTR ENTRY EXTERNAL;
  3 |      DCL A FIXED BIN(31);
  4 |      DCL B(2,2) FIXED BIN(31) STATIC EXTERNAL INIT((4)0);
  5 |      DCL C CHAR(20) STATIC INIT('SAMPLE CONSTANT');
  6 |      DCL D FIXED BIN(31) STATIC;
  7 |      DCL E FIXED BIN(31);
  8 |      FETCH EXTR;
  9 |      CALL EXTR(A,B,C,D,E);
 10 |      DISPLAY(C);
 11 |      END;
```

Figure 113. PL/I for MVS & VM routine compiled with LIST and MAP

Figure 114 on page 266 shows the output generated by the LIST and MAP options for this routine, including the static storage map, variable storage map, and the object code listing. The sections following this example describe the contents of each type of listing.

STATIC INTERNAL STORAGE MAP									
000000	E00000E8	PROGRAM	ADCON						
000004	00000008	PROGRAM	ADCON						
000008	00000096	PROGRAM	ADCON						
00000C	00000096	PROGRAM	ADCON						
000010	00000096	PROGRAM	ADCON						
000014	00000000	A..IBMSJDSA							
000018	00000000	A..IBMSPFRA							
00001C	00000000	A..STATIC							
000020	0000000000000044	LOCATOR..B							
000028	0000008800140000	LOCATOR..C							
000030	91E091E0	CONSTANT							
000034	0A000000C5E7E3D9	FECB..EXTR							
	40404040								
000040	80000034	A..FECB..EXTR							
000044	0000000C00000008	DESCRIPTOR							
	0000000200000001								
	0000000400000002								
	00000001								
000060	80000034	A..FECB..EXTR							
000064	00000000	A..B							
000068	00000000	A..A							
00006C	00000020	A..LOCATOR							
000070	00000028	A..LOCATOR							
000074	000000A0	A..D							
000078	80000000	A..E							
00007C	00000000	A..ENTRY EXTR							
000080	80000028	A..LOCATOR							
000084									
000088	E2C1D4D7D3C540C3	INITIAL VALUE..C							
	D6D5E2E3C1D5E340								
	40404040								
STATIC EXTERNAL CSECTS									
000000	0000000000000000	CSECT FOR EXTERNAL VARIABLE							
	0000000000000000								
:									
VARIABLE STORAGE MAP									
IDENTIFIER	LEVEL	OFFSET	(HEX)	CLASS	BLOCK				
E	1	184	B8	AUTO	EXAMPLE				
D	1	160	A0	STATIC	EXAMPLE				
C	1	136	88	STATIC	EXAMPLE				
A	1	188	BC	AUTO	EXAMPLE				
:									
OBJECT LISTING									
			000096	58 B0 C 004		L	11,4(0,12)		
			00009A	58 FB 0 000		L	15,PR..EXTR		
			00009E	59 F0 C 064		C	15,100(0,12)		
			0000A2	47 70 2 01E		BNE	CL.5		
			0000A6	41 10 3 040		LA	1,64(0,3)		
			0000AA	58 F0 3 018		L	15,A..IBMSPFRA		
			0000AE	05 EF		BALR	14,15		
			0000B0	58 FB 0 000		L	15,PR..EXTR		
			0000B4			EQU	*		
* STATEMENT NUMBER 1									
000000	DC	C'EXAMPLE'							
000007	DC	AL1(7)							
* PROCEDURE		EXAMPLE							
* REAL ENTRY									
000008	90 EC D 00C	STM	14,12,12(13)						
00000C	47 F0 F 04C	B	++72						
000010	00000000	DC	A(STMT. NO. TABLE)	* STATEMENT NUMBER 9					
000014	000000D8	DC	F'216'	0000B4	D2 13 D 0C0 3 068	MVC	192(20,13),104(3)		
000018	00000000	DC	A(STATIC CSECT)	0000BA	41 70 D 0BC	LA	7,A		
00001C	00000000	DC	A(SYMTAB VECTOR)	0000BE	50 70 D 0C0	ST	7,192(0,13)		
000020	00000000	DC	A(COMPILEATION INFO)	0000C2	41 70 D 0B8	LA	7,E		
000024	A8000000	DC	X'A8000000'	0000C6	50 70 D 0D0	ST	7,208(0,13)		
000028	00010100	DC	X'00010100'	0000CA	96 80 D 0D0	OI	208(13),X'80'		
00002C	00000000	DC	X'00000000'	0000CE	58 FB 0 000	L	15,PR..EXTR		
000030	00000000	DC	X'00000000'	0000D2	59 F0 C 064	C	15,100(0,12)		
000034	00000000	DC	A(ENTRY LIST VECTOR)	0000D6	47 70 2 052	BNE	CL.6		

Figure 114. Compiler-generated listings from example PL/I for MVS & VM routine

```

000038 00000000      DC X'00000000'      0000DA 41 10 3 060      LA 1,96(0,3)
00003C 01008000      DC X'01008000'      0000DE 58 F0 3 018      L 15,A..IBMSPFRA
000040 00000000      DC A(REGION TABLE) 0000E2 05 EF      BALR 14,15
000044 00000002      DC X'00000002'      0000E4 58 FB 0 000      L 15,PR..EXTR
000048 00000000      DC A(PRIMARY ENTRY) 0000E8      EQU *
00004C 00000000      DC X'00000000'      0000E8 1B 55      SR 5,5
000050 00000000      DC X'00000000'      0000EA 41 10 D 0C0      LA 1,192(0,13)
000054 58 30 F 010    L 3,16(0,15)      0000EE 05 EF      BALR 14,15
000058 58 10 D 04C    L 1,76(0,13)
00005C 58 00 F 00C    L 0,12(0,15)
000060 1E 01      ALR 0,1      * STATEMENT NUMBER 10
000062 55 00 C 00C    CL 0,12(0,12)      0000F0 41 10 3 080      LA 1,128(0,3)
000066 47 D0 F 068    BNH *+10      0000F4 58 F0 3 014      L 15,A..IBMSJDSA
00006A 58 F0 C 074    L 15,116(0,12)      0000F8 05 EF      BALR 14,15
00006E 05 EF      BALR 14,15
000070 58 E0 D 048    L 14,72(0,13)
000074 18 F0      LR 15,0
000076 90 E0 1 048    STM 14,0,72(1)      * STATEMENT NUMBER 11
00007A 50 D0 1 004    ST 13,4(0,1)      0000FA 18 0D      LR 0,13
00007E 92 80 1 000    MVI 0(1),X'80'      0000FC 58 D0 D 004      L 13,4(0,13)
000082 92 25 1 001    MVI 1(1),X'25'      000100 58 E0 D 00C      L 14,12(0,13)
000086 92 02 1 076    MVI 118(1),X'02'      000104 98 2C D 01C      LM 2,12,28(13)
00008A 41 D1 0 000    LA 13,0(1,0)      000108 05 1E      BALR 1,14
00008E D2 03 D 054 3 030  MVC 84(4,13),48(3)      * END PROCEDURE
000094 05 20      BALR 2,0      00010A 07 07      NOPR 7
* PROCEDURE BASE      * END PROGRAM

```

Figure 115. Compiler-generated listings from example PL/I for MVS & VM routine (continued)

Static internal storage map

To get a complete variable storage map and static storage map, but not a complete LIST, specify a single statement for LIST to minimize the size of the listing; for example, LIST(1).

Each line of the static storage map contains the following information:

1. Six-digit hexadecimal offset.
2. Hexadecimal text, in 8-byte sections where possible.
3. Comment, indicating the type of item to which the text refers. The comment appears on the first line of the text for an item. Table 45 on page 267 lists some typical comments you might find in a static storage listing.

Table 45. Typical comments in a PL/I for MVS & VM static storage listing

Comment	Explanation
A..xxx	Address constant for xxx
COMPILER LABEL CL.n	Compiler-generated label n
CONDITION CSECT	Control section for programmer-named condition
CONSTANT	Constant
CSECT FOR EXTERNAL VARIABLE	Control section for external variable
D..xxx	Descriptor for xxx
DED..xxx	Data element descriptor for xxx
DESCRIPTOR	Data descriptor
ENVB	Environment control block
FECB..xxx	Fetch control block for xxx
DCLCB	Declare control block
FED..xxx	Format element descriptor for xxx
KD..xxx	Key descriptor for xxx
LOCATOR..xxx	Locator for xxx

Table 45. Typical comments in a PL/I for MVS & VM static storage listing (continued)

Comment	Explanation
ONCB	ON statement control block
PICTURED DED...xxx	Pictured data element descriptor for xxx
PROGRAM ADCON	Program address constant
RD...xxx	Record descriptor for xxx
SYMBOL TABLE ELEMENT	Symbol table address
SYMBOL TABLE...xxx	Symbol table for xxx
SYMTAB DED...xxx	Symbol table DED for xxx
USER LABEL...xxx	Source program label for xxx
xxx	Variable with name xxx. If the variable is not initialized, no text appears against the comment. There is also no static offset if the variable is an array (the static offset can be calculated from the array descriptor, if required).

Variable storage map

For automatic and static internal variables, the variable storage map contains the following information:

- PL/I for MVS & VM identifier name
- Level
- Storage class
- Name of the PL/I for MVS & VM and VM block in which it is declared
- Offset from the start of the storage area, in both decimal and hexadecimal form

If the LIST option is also specified, a map of the static internal and external control sections, called the static storage map, is also produced.

Object code listing

The object code listing consists of the machine instructions and a translation of these instructions into a form that resembles assembler and includes comments, such as source program statement numbers.

The machine instructions are formatted into blocks of code, headed by the statement or line number in the PL/I for MVS & VM source program listing. Generally, only executable statements appear in the listing. DECLARE statements are not normally included. The names of PL/I for MVS & VM variables, rather than the addresses that appear in the machine code, are listed. Special mnemonics are used to refer to some items, including test hooks, descriptors, and address constants.

Statements in the object code listing are ordered by block, as they are sequentially encountered in the source program. Statements in the external procedure are given first, followed by the statements in each inner block. As a result, the order of statements frequently differs from that of the source program.

Every object code listing begins with the name of the external procedure. The actual entry point of the external procedure immediately follows the heading comment **REAL ENTRY**. The subsequent machine code is the prolog for the block, which performs block activation. The comment **PROCEDURE BASE** marks the end of the prolog. Following this is a translation of the first executable statement in the PL/I for MVS & VM source program. Table 46 on page 268 summarizes the comment used in the listing.

Table 46. Comments in a PL/I for MVS & VM object code listing	
Comment	Function
BEGIN BLOCK xxx	Indicates the start of the begin block with label xxx
BEGIN BLOCK NUMBER n	Indicates the start of the begin block with number n

<i>Table 46. Comments in a PL/I for MVS & VM object code listing (continued)</i>	
Comment	Function
CALCULATION OF COMMONED EXPRESSION FOLLOWS	Indicates that an expression used more than once in the routine is calculated at this point
CODE MOVED FROM STATEMENT NUMBER <i>n</i>	Indicates object code moved by the optimization process to a different part of the routine and gives the number of the statement from which it originated
COMPILER GENERATED SUBROUTINE <i>xxx</i>	Indicates the start of compiler-generated subroutine <i>xxx</i>
CONTINUATION OF PREVIOUS REGION	Identifies the point at which addressing from the previous routine base recommences
END BLOCK	Indicates the end of a begin block
END INTERLANGUAGE PROCEDURE <i>xxx</i>	Identifies the end of an ILC procedure <i>xxx</i>
END OF COMMON CODE	Identifies the end of code used in running more than one statement
END OF COMPILER GENERATED SUBROUTINE	Indicates the end of the compiler-generated subroutine
END PROCEDURE	Identifies the end of a procedure
END PROGRAM	Indicates the end of the external procedure
INITIALIZATION CODE FOR <i>xxx</i>	Indicates the start of initialization code for variable <i>xxx</i>
INITIALIZATION CODE FOR OPTIMIZED LOOP FOLLOWS	Indicates that some of the code that follows was moved from within a loop by the optimization process
INTERLANGUAGE PROCEDURE <i>xxx</i>	Identifies the start of an implicitly generated ILC procedure <i>xxx</i>
METHOD OR ORDER OF CALCULATING EXPRESSIONS CHANGED	Indicates that the order of the code following was changed to optimize the object code
ON-UNIT BLOCK NUMBER <i>n</i>	Indicates the start of an ON-unit block with number <i>n</i>
ON-UNIT BLOCK END	Indicates the end of the ON-unit block
PROCEDURE <i>xxx</i>	Identifies the start of the procedure labeled <i>xxx</i>
PROCEDURE BASE	Identifies the address loaded into the base register for the procedure
PROGRAM ADDRESSABILITY REGION BASE	Identifies the address where the routine base is updated if the routine size exceeds 4096 bytes and consequently cannot be addressed from one base
PROLOGUE BASE	Identifies the start of the prolog code common to all entry points into that procedure
REAL ENTRY	Precedes the actual executable entry point for a procedure
STATEMENT LABEL <i>xxx</i>	Identifies the position of source program statement label <i>xxx</i>
STATEMENT NUMBER <i>n</i>	Identifies the start of code generated for statement number <i>n</i> in the source listing

In certain cases, the compiler uses mnemonics (see Table 47 on page 269) to identify the type of operand in an instruction and, where applicable, follows the mnemonic by the name of a PL/I for MVS & VM variable.

Table 47. PL/I for MVS & VM mnemonics

Mnemonic	Explanation
A.. <i>xxx</i>	Address constant for <i>xxx</i>
ADD.. <i>xxx</i>	Aggregate descriptor for <i>xxx</i>
BASE.. <i>xxx</i>	Base address of variable <i>xxx</i>

Table 47. PL/I for MVS & VM mnemonics (continued)

Mnemonic	Explanation
BLOCK.. <i>n</i>	Identifier created for an otherwise unlabeled block
CL.. <i>n</i>	Compiler-generated label number <i>n</i>
D.. <i>xxx</i>	Descriptor for <i>xxx</i>
DED.. <i>xxx</i>	Data element descriptor for <i>xxx</i>
HOOK...ENTRY	Debugging tool block entry hook
HOOK...BLOCK-EXIT	Debugging tool block exit hook
HOOK...PGM-EXIT	Debugging tool program exit hook
HOOK...PRE-CALL	Debugging tool pre-call hook
HOOK...INFO	Additional pre-call hook information
HOOK...POST-CALL	Debugging tool post call hook
HOOK...STMT	Debugging tool statement hook
HOOK...IF-TRUE	Debugging tool IF true hook
HOOK...IF-FALSE	Debugging tool ELSE hook
HOOK...WHEN	Debugging tool WHEN true hook
HOOK...OTHERWISE	Debugging tool OTHERWISE true hook
HOOK...LABEL	Debugging tool label hook
HOOK...DO	Debugging tool iterative DO hook
HOOK...ALLOC	Debugging tool ALLOCATE controlled hook
WSP.. <i>n</i>	Workspace, followed by identifying number <i>n</i>
L.. <i>xxx</i>	Length of variable <i>xxx</i>
PR.. <i>xxx</i>	Pseudoregister vector slot for <i>xxx</i>
LOCATOR.. <i>xxx</i>	Locator for <i>xxx</i>
RKD.. <i>xxx</i>	Record or key descriptor for <i>xxx</i>
VO.. <i>xxx</i>	Virtual origin for <i>xxx</i> (the address where element 0 is held for a one-dimensional array, element 0,0 for a two-dimensional array, and so on)

Generating a Language Environment dump of a PL/I for MVS & VM routine

To generate a dump of a PL/I for MVS & VM routine, you can call either the Language Environment callable service CEE3DMP or PLIDUMP. For information about calling CEE3DMP, see [“Generating a Language Environment dump with CEE3DMP”](#) on page 35.

PLIDUMP syntax and options

PLIDUMP calls intermediate PL/I for MVS & VM library routines, which convert most PLIDUMP options to CEE3DMP options. The following list contains PLIDUMP options and the corresponding CEE3DMP option, if applicable.

Some PLIDUMP options do not have corresponding CEE3DMP options, but continue to function as PL/I for MVS & VM default options. The list following the syntax diagram provides a description of those options.

PLIDUMP now conforms to National Language Support standards.

PLIDUMP can supply information across multiple Language Environment enclaves. If an application running in one enclave fetches a main procedure (an action that creates another enclave), PLIDUMP contains information about both procedures.

The syntax and options for PLIDUMP are shown as follows.

►► PLIDUMP — (— *char.-string-exp 1* — , — *char.-string-exp 2* —) -►►

char.-string-exp 1

A dump options character string consisting of one or more of the following values. T, F, C, and A are the default options.

A

All. Results in a dump of all tasks including the ones in the WAIT state.

B

BLOCKS (PL/I for MVS & VM hexadecimal dump). Dumps the control blocks used in Language Environment and member language libraries. For PL/I for MVS & VM, this includes the DSA for every routine on the call chain and PL/I for MVS & VM "global" control blocks, such as Tasking Implementation Appendage (TIA), Task Communication Area (TCA), and the PL/I Tasking Control Block (PTCB). PL/I file control blocks and file buffers are also dumped if the F option is specified.

C

Continue. The routine continues after the dump.

E

Exit. The enclave terminates after the dump. In a multitasking environment, if PLIDUMP is called from the main task, the enclave terminates after the dump. If PLIDUMP is called from a subtask, the subtask and any subsequent tasks created from the subtask terminate after the dump. In a multithreaded environment, if PLIDUMP is called from the Initial Process Thread (IPT), the enclave terminates after the dump. If PLIDUMP is called from a non-IPT, only the non-IPT terminates after the dump.

F

FILE INFORMATION. A set of attributes for all open files is given. The contents of the file buffers are displayed if the B option is specified.

H

STORAGE in hexadecimal. A SNAP dump of the region is produced. A ddname of CEESNAP must be provided to direct the CEESNAP dump report.

K

BLOCKS (when running under CICS). The Transaction Work Area is included.

Note: This option is not supported under Enterprise PL/I.

NB

NOBLOCKS.

NF

NOFILES.

NH

NOSTORAGE.

NK

NOBLOCKS (when running under CICS).

NT

NOTRACEBACK.

O

THREAD(CURRENT). Results in a dump of only the current task or current thread (the invoker of PLIDUMP).

S

Stop. The enclave terminates after the dump. In a multitasking environment, regardless of whether PLIDUMP is called from the main task or a subtask, the enclave terminates after the dump. In a multithreaded environment, regardless of whether PLIDUMP is called from the IPT or a non-IPT, the enclave terminates after the dump (in which case there is no fixed order as to which thread terminates first).

T

TRACEBACK. Includes a traceback of all routines on the call chain. The traceback shows transfers of control from either calls or exceptions. BEGIN blocks and ON-units are also control transfers and are included in the trace. The traceback extends backwards to the main program of the current thread.

char.-string-exp 2

A user-identified character string up to 80 characters long that is printed as the dump header.

PLIDUMP usage notes

If you use PLIDUMP, the following considerations apply:

- If a routine calls PLIDUMP a number of times, use a unique user-identifier for each PLIDUMP invocation. This simplifies identifying the beginning of each dump.
- In MVS or TSO, you can use ddnames of CEEDUMP, PLIDUMP, or PL1DUMP to direct dump output. If no ddname is specified, CEEDUMP is used.
- The data set defined by the PLIDUMP, PL1DUMP, or CEEDUMP DD statement should specify a logical record length (LRECL) of at least 131 to prevent dump records from wrapping.
- When you specify the H option in a call to PLIDUMP, the PL/I for MVS & VM library issues an OS SNAP macro to obtain a dump of virtual storage. The first invocation of PLIDUMP results in a SNAP identifier of 0. For each successive invocation, the ID is increased by one to a maximum of 256, after which the ID is reset to 0.
- Support for SNAP dumps using PLIDUMP is provided only under MVS. SNAP dumps are not produced in a CICS environment.
 - If the SNAP does not succeed, the CEE3DMP DUMP file displays the message:

```
Snap was unsuccessful
```

Failure to define a CEESNAP data set is the most likely cause of an unsuccessful CEESNAP.

- If the SNAP is successful, CEE3DMP displays the message:

```
Snap was successful; snap ID = nnn
```

where *nnn* corresponds to the SNAP identifier described above. An unsuccessful SNAP does not result in an incrementation of the identifier.

- To ensure portability across system platforms, use PLIDUMP to generate a dump of your PL/I for MVS & VM routine.

Finding PL/I for MVS & VM information in a dump

The following sections discuss PL/I-specific information located in the following sections of a Language Environment dump:

- Traceback
- Control Blocks for Active Routines
- Control Block Associated with the Thread
- File Status and Attributes

Traceback

Examine the traceback section of the dump, shown in [Figure 116 on page 273](#), for condition information about your routine and information about the statement number and address where the exception occurred.

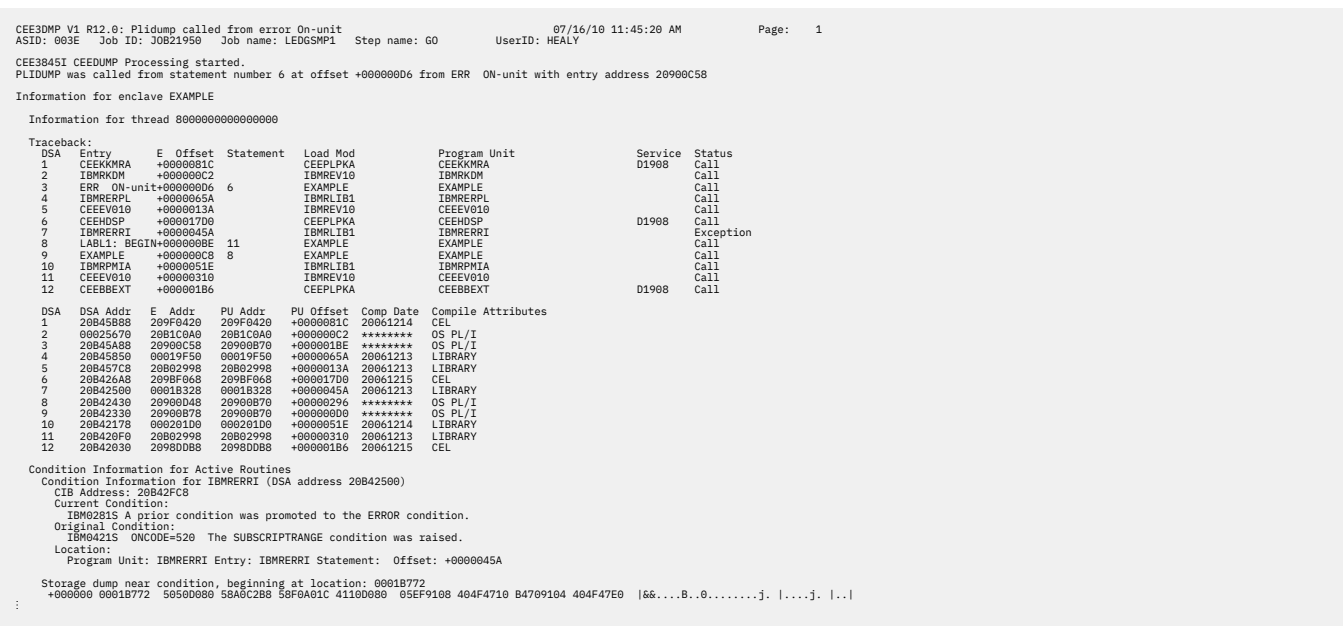


Figure 116. Traceback section of dump

PL/I for MVS & VM task traceback

A task traceback table is produced for multitasking programs showing the task invocation sequence (trace). For each task, the thread ID, CAA address (identified by TCA address in the dump), event variable address, task variable address, and absolute priority appear in the traceback table. An example is shown in [Figure 117 on page 274](#).

```

CEE3DMP V1 R9.0: called from SUBTSK2
ASID: 01D2 Job ID: J002927 Job name: LE0SGMPS Step name: GO PID: 3355395 Parent PID: 1 User name: PERFORM
8/27/97 2:23:10 PM Page: 1
CEE3B45I CEE3DMP Processing started.
PLDUMP was called from statement number 5 at offset +000000E6 from SUBTSK2 within task SUBTSK2

PL/I Task Traceback:
Task Attached by Thread ID TCA Addr EV Addr TV Addr Absolute Priority
SUBTSK2 SUBTSK1 1171C16000000003 11489B08 11200AA0 00035290 000
SUBTSK1 SUBTASK 1171943000000002 11480B08 11200AE0 000266F8 000
SUBTASK TASKING 1171761000000001 114A004B 11200B20 00025070 000
TASKING 1170C15000000000 1120F9C0 000255D4 0002523C 254

Information for enclave TASKING
Information for thread 1171C16000000003

Traceback:
DSA Entry E Offset Statement Load Mod Program Unit Service Status
1 CEEKKMRA +0000081C CEEPLPKA CEEKKMRA D1908 Call
2 IBMRKDM +000009C2 IBMRREV10 IBMRKDM D1908 Call
3 SUBTSK2 +000000E6 5 GO SUBTSK2 D1908 Call
4 IBMUPTMM +0000014E IBMLIB1 IBMUPTMM D1908 Call
5 CEEOPCMM +00000908 CEEBINIT CEEOPCMM D1908 Call

DSA DSA Addr E Addr PU Addr PU Offset Comp Date Compile Attributes
1 00036430 112FD268 112FD268 +0000081C 20061214 CEL POSIX
2 000352E8 1141D0A0 1141D0A0 +000009C2 ***** OS PL/I POSIX
3 00036308 11201048 11201040 +000000EE ***** OS PL/I POSIX
4 00036040 00021900 00021900 +0000014E 20061214 LIBRARY POSIX
5 1148DEE0 0000E460 0000E460 +00000908 20061215 CEL POSIX

:

Information for thread 1170C15000000000

Traceback:
DSA Entry E Offset Statement Load Mod Program Unit Service Status
1 IBMUJWTP +00000146 IBMRREV10 IBMUJWTP D1908 Call
2 IBMUJWT +0000027A IBMLIB1 IBMUJWT D1908 Call
3 TASKING +00000106 11 GO TASKING D1908 Call
4 IBMRPLIA +0000051E IBMLIB1 IBMRPLIA D1908 Call
5 CEEV010 +00000310 IBMRREV10 CEEV010 D1908 Call
6 CEEBBEXT +00000106 CEEPLPKA CEEBBEXT D1908 Call

DSA DSA Addr E Addr PU Addr PU Offset Comp Date Compile Attributes
1 11443530 1143A850 1143A850 +00000146 20061214 LIBRARY POSIX
2 11443438 00020E28 00020E28 +0000027A ***** OS PL/I POSIX
3 11443330 11207720 11207720 +00000106 ***** OS PL/I POSIX
4 11443178 000201D0 000201D0 +0000051E 20061214 LIBRARY POSIX
5 114430F0 11403998 11403998 +00000310 20061213 LIBRARY POSIX
6 11443030 11201BF8 11201BF8 +00000106 20061215 CEL POSIX

:

Information for thread 1171943000000002

Traceback:
DSA Entry E Offset Statement Load Mod Program Unit Service Status
1 IBMUJWTP +00000146 IBMRREV10 IBMUJWTP D1908 Call
2 IBMUJWT +0000027A IBMLIB1 IBMUJWT D1908 Call
3 SUBTSK1 +00000006 13 GO SUBTSK1 D1908 Call
4 IBMUPTMM +0000014E IBMLIB1 IBMUPTMM D1908 Call
5 CEEOPCMM +00000908 CEEBINIT CEEOPCMM D1908 Call

DSA DSA Addr E Addr PU Addr PU Offset Comp Date Compile Attributes
1 00030508 1143A850 1143A850 +00000146 20061214 LIBRARY POSIX
2 00030410 00020E28 00020E28 +0000027A ***** OS PL/I POSIX
3 00030308 11200D08 11200D00 +0000000E ***** OS PL/I POSIX
4 00030040 00021900 00021900 +0000014E 20061214 LIBRARY POSIX
5 1148DEE0 0000E460 0000E460 +00000908 20061215 CEL POSIX

:

Information for thread 1171761000000001

Traceback:
DSA Entry E Offset Statement Load Mod Program Unit Service Status
1 IBMUJWTP +00000146 IBMRREV10 IBMUJWTP D1908 Call
2 IBMUJWT +0000027A IBMLIB1 IBMUJWT D1908 Call
3 SUBTASK +00000006 13 GO SUBTASK D1908 Call
4 IBMUPTMM +0000014E IBMLIB1 IBMUPTMM D1908 Call
5 CEEOPCMM +00000908 CEEBINIT CEEOPCMM D1908 Call

DSA DSA Addr E Addr PU Addr PU Offset Comp Date Compile Attributes
1 00029508 1143A850 1143A850 +00000146 20061214 LIBRARY POSIX
2 00029410 00020E28 00020E28 +0000027A ***** OS PL/I POSIX
3 00029308 11200B68 11200B60 +0000000E ***** OS PL/I POSIX
4 00029040 00021900 00021900 +0000014E 20061214 LIBRARY POSIX
5 11479EE0 0000E460 0000E460 +00000908 20061215 CEL POSIX

:

```

Figure 117. Task traceback section

```

DSA DSA Addr E Addr PU Addr PU Offset Comp Date Compile Attributes
1 00030508 1143A850 1143A850 +00000146 20061214 LIBRARY POSIX
2 00030410 00020E28 00020E28 +0000027A ***** OS PL/I POSIX
3 00030308 11200D08 11200D00 +0000000E ***** OS PL/I POSIX
4 00030040 00021900 00021900 +0000014E 20061214 LIBRARY POSIX
5 1148DEE0 0000E460 0000E460 +00000908 20061215 CEL POSIX

:

Information for thread 1171761000000001

Traceback:
DSA Entry E Offset Statement Load Mod Program Unit Service Status
1 IBMUJWTP +00000146 IBMRREV10 IBMUJWTP D1908 Call
2 IBMUJWT +0000027A IBMLIB1 IBMUJWT D1908 Call
3 SUBTASK +00000006 13 GO SUBTASK D1908 Call
4 IBMUPTMM +0000014E IBMLIB1 IBMUPTMM D1908 Call
5 CEEOPCMM +00000908 CEEBINIT CEEOPCMM D1908 Call

DSA DSA Addr E Addr PU Addr PU Offset Comp Date Compile Attributes
1 00029508 1143A850 1143A850 +00000146 20061214 LIBRARY POSIX
2 00029410 00020E28 00020E28 +0000027A ***** OS PL/I POSIX
3 00029308 11200B68 11200B60 +0000000E ***** OS PL/I POSIX
4 00029040 00021900 00021900 +0000014E 20061214 LIBRARY POSIX
5 11479EE0 0000E460 0000E460 +00000908 20061215 CEL POSIX

:

```

Figure 118. Task traceback section (continued)

Condition information

If the error was called from an ON-unit, the type of ON-unit is identified in the traceback as part of the entry information. For ON-units, the values of any relevant condition built-in functions (for example, ONCHAR and ONSOURCE for conversion errors) appear. In cases where the cause of entry into the ON-unit is not stated, usually when the ERROR ON-unit is called, the cause of entry appears in the condition information.

Statement number and address where error occurred

This information, which is the point at which the condition that caused entry to the ON-unit occurred, can be found in the traceback section of the dump.

If the condition occurs in compiled code, and you compiled your routine with either GOSTMT or GONUMBER, the statement numbers appear in the dump. To identify the assembler instruction that

Control blocks for active routines

Figure 119. Control blocks for active routines section of the dump (Part 1 of 3)

Chapter 7. Debugging PL/I for MVS & VM routines **275**

```

CIB for IBMERRI: 20842FC8
+000000 20842FC8 C39C240 00000000 00000000 010C0004 00000000 00000000 00030119 59C9C2D4 CIB .....IBM|
+000020 20842FE8 00000000 208430D8 000301A5 59C9C2D4 00000001 00000015 20842330 A0B02998 .....Q...v..IB|
+000040 208430D8 00000000 20843500 0001B784 2090B6F9 0000000A 20842430 00000000 00000000 .....d...0.....|
+000060 20843028 00000000 00000000 00000000 00000000 00000000 00000000 00000000 00000000 .....
+000080 20843048 - +00009F 20843067 00000000 00000000 same as above .....F.....|
+0000A0 20843068 00000000 00000000 00000000 00000000 06230000 00000FC6 00000001 00000000 .....b.....|
+0000C0 20843088 00000000 00000000 20842430 20842500 0001B782 00000000 00000000 00000001 .....Z.....4v..0..|
+0000E0 208430A8 20842330 0000000A 00000004 00000000 FFFFFFFF 00000000 00000000 00000000 .....r@..Z.....0..j..Z.....|
+000100 208430C8 00000000 2090B908 00000000 00000000 E9D4C3C8 02000001 00000008 20842500 .....D.....0.....7...S..|

Dynamic save area (IBMRERRI): 20842500
+000000 20842500 80000000 20842430 208425C0 8001B784 A0900B48 00000008 20842500 0000000A |h.....d.....|
+000020 20842520 20900E00 00025470 000254C4 20842330 20842330 00000028 00000008 A09104D0 .....D.....j..|
+000040 20842540 0001B328 2090E9C0 00025290 20842500 008FF4E8 2090D658 00000000 20AF22BC .....Z.....0.....|
+000060 20842560 A0997C20 2090E9C0 208420F0 2082FA47 A09104D0 2090E9C0 00000000 20842838 .....r@..Z.....0..j..Z.....|
+000080 20842580 000254C4 00000000 00000000 00000000 00000000 00000000 00000000 .....D.....0.....|
+0000A0 208425A0 16000000 20909D08 00000000 00010000 00000000 209D4520 2082F7B4 2090E200 .....D.....7...S..|

DSA for LABL1: BEGIN: 20842430
+000000 FLAGS..... 8425 member... 0000 BKC..... 20842330 FWC..... 20842500 R14..... A0900E08
+000010 R15..... 0001B328 R0..... 00000000 R1..... 20900E00 R2..... A09000BE R3..... 20900E40
+000020 R4..... 00000001 R5..... 20842330 R6..... 20842330 R7..... 20842330 R8..... 00000028
+000030 R9..... 00000008 R10..... 208420B0 R11..... 2090102C R12..... 2090E9C0 reserved. 00025290
+000040 NAB..... 20842500 PNAB..... 20842500 reserved. 91A091A0 00000000
+000064 reserved. 00000000 reserved. 00000000 MODE..... 00000000 reserved. 00000000
+000078 reserved. 00000000 reserved. 20842030

Dynamic save area (LABL1: BEGIN): 20842430
+000000 20842430 84250000 20842330 20842500 A0900E08 0001B328 00000008 20900E00 A09000BE |d.....|
+000020 20842450 20900E40 00000001 20842330 20842330 20842330 00000028 00000008 208420B0 .....Z.....j..j.....|
+000040 20842470 2090102C 2090E9C0 00025290 20842500 20842500 91A091A0 20842330 00000000 .....Z.....0.....|
+000060 20842490 00000000 00000000 00000000 00000000 00000000 00000200 00000000 20842030 .....Y.....0.....q..|
+000080 208424B0 20842530 A0B02CFC 2082EA48 00000000 208420F0 208420F0 A0B02998 20901340 .....Y.....0.....q..|
+0000A0 208424D0 2090E880 0000000A 00000000 00000000 20AF2CD6 00000027 A0AF0CDB 2090E9C0 .....Y.....0.....q..|
+0000C0 208424F0 20842330 20842618 00000014 00000000 88000000 20842430 208425C0 8001B784 .....h.....0.....q..|

DSA for EXAMPLE: 20842330
+000000 FLAGS..... C025 member... 0000 BKC..... 20842178 FWC..... 00000000 R14..... A0900C42
+000010 R15..... 20900D48 R0..... 20842430 R1..... 20842330 R2..... A0900C30 R3..... 20900E40
+000020 R4..... 00000001 R5..... 20842330 R6..... 20842400 R7..... 00000005 R8..... 20900EF8
+000030 R9..... 00000008 R10..... 208420B0 R11..... 2090102C R12..... 2090E9C0 reserved. 00025290
+000040 NAB..... 20842430 PNAB..... 20842430 reserved. 91E091A0 20900EF8
+000064 reserved. 00000000 reserved. 00000000 MODE..... 00000000 reserved. 208423E8
+000078 reserved. 00000000 reserved. 00000000

Dynamic save area (EXAMPLE): 20842330
+000000 20842330 C0250000 20842178 00000000 A0900C42 20900D48 20842430 20842330 A0900C30 .....|
+000020 20842350 20900E40 00000001 20842330 20842400 00000005 20900EF8 00000008 208420B0 .....Z.....j..j.....8|
+000040 20842370 2090102C 2090E9C0 00025290 20842430 20842430 91E091A0 00000000 20900EF8 .....Z.....0.....|
+000060 20842390 00000000 00000000 00000000 00000000 208423E8 00000200 00000000 00000000 .....Y.....|
+000080 208423B0 20842124 20842128 2084212C 20842130 20842138 20842134 2084213C 00000000 .....|
+0000A0 208423D0 00000000 00000000 00000000 00000000 00000000 00000000 00000000 .....|
+0000C0 208423F0 20842400 20900E94 00000008 00000014 00000002 00000002 00000002 .....m.....|
+0000E0 20842410 00000002 00000002 00000002 00000002 00000002 00000002 00000000 .....|

Dynamic save area (IBMRERRI): 20842500
+000000 20842500 80000000 20842430 208425C0 8001B784 A0900B48 00000008 20842500 0000000A |h.....d.....|
+000020 20842520 20900E00 00025470 000254C4 20842330 20842330 00000028 00000008 A09104D0 .....D.....j..|
+000040 20842540 0001B328 2090E9C0 00025290 20842500 008FF4E8 2090D658 00000000 20AF22BC .....Z.....0.....|
+000060 20842560 A0997C20 2090E9C0 208420F0 2082FA47 A09104D0 2090E9C0 00000000 20842838 .....r@..Z.....0..j..Z.....|
+000080 20842580 000254C4 00000000 00000000 00000000 00000000 00000000 00000000 .....D.....0.....|
+0000A0 208425A0 16000000 20909D08 00000000 00010000 00000000 209D4520 2082F7B4 2090E200 .....D.....7...S..|

DSA for LABL1: BEGIN: 20842430
+000000 FLAGS..... 8425 member... 0000 BKC..... 20842330 FWC..... 20842500 R14..... A0900E08
+000010 R15..... 0001B328 R0..... 00000000 R1..... 20900E00 R2..... A09000BE R3..... 20900E40
+000020 R4..... 00000001 R5..... 20842330 R6..... 20842330 R7..... 20842330 R8..... 00000028
+000030 R9..... 00000008 R10..... 208420B0 R11..... 2090102C R12..... 2090E9C0 reserved. 00025290
+000040 NAB..... 20842500 PNAB..... 20842500 reserved. 91A091A0 00000000
+000064 reserved. 00000000 reserved. 00000000 MODE..... 00000000 reserved. 00000000
+000078 reserved. 00000000 reserved. 20842030

Dynamic save area (EXAMPLE): 20842330
+000000 20842330 C0250000 20842178 00000000 A0900C42 20900D48 20842430 20842330 A0900C30 .....|
+000020 20842350 20900E40 00000001 20842330 20842400 00000005 20900EF8 00000008 208420B0 .....Z.....j..j.....8|
+000040 20842370 2090102C 2090E9C0 00025290 20842430 20842430 91E091A0 00000000 20900EF8 .....Z.....0.....|
+000060 20842390 00000000 00000000 00000000 00000000 208423E8 00000200 00000000 00000000 .....Y.....|
+000080 208423B0 20842124 20842128 2084212C 20842130 20842138 20842134 2084213C 00000000 .....|
+0000A0 208423D0 00000000 00000000 00000000 00000000 00000000 00000000 00000000 .....|
+0000C0 208423F0 20842400 20900E94 00000008 00000014 00000002 00000002 00000002 .....m.....|
+0000E0 20842410 00000002 00000002 00000002 00000002 00000002 00000002 00000000 .....|

```

Figure 120. Control blocks for active routines section of the dump (Part 2 of 3)

```

Dynamic save area (LABL1: BEGIN): 20842430
+000000 20842430 84250000 20842330 20842500 A0900E08 0001B328 00000008 20900E00 A09000BE |d.....|
+000020 20842450 20900E40 00000001 20842330 20842400 00000005 20900EF8 00000008 208420B0 .....Z.....j..j.....8|
+000040 20842470 2090102C 2090E9C0 00025290 20842500 20842500 91A091A0 20842330 00000000 .....Z.....0.....|
+000060 20842490 00000000 00000000 00000000 00000000 208423E8 00000200 00000000 00000000 .....Y.....|
+000080 208424B0 20842124 20842128 2084212C 20842130 20842138 20842134 2084213C 00000000 .....|
+0000A0 208424D0 2090E880 0000000A 00000000 00000000 20AF2CD6 00000027 A0AF0CDB 2090E9C0 .....Y.....0.....q..|
+0000C0 208424F0 20842330 20842618 00000014 00000000 88000000 20842430 208425C0 8001B784 .....h.....0.....q..|

DSA for EXAMPLE: 20842330
+000000 FLAGS..... C025 member... 0000 BKC..... 20842178 FWC..... 00000000 R14..... A0900C42
+000010 R15..... 20900D48 R0..... 20842430 R1..... 20842330 R2..... A0900C30 R3..... 20900E40
+000020 R4..... 00000001 R5..... 20842330 R6..... 20842400 R7..... 00000005 R8..... 20900EF8
+000030 R9..... 00000008 R10..... 208420B0 R11..... 2090102C R12..... 2090E9C0 reserved. 00025290
+000040 NAB..... 20842430 PNAB..... 20842430 reserved. 91E091A0 20900EF8
+000064 reserved. 00000000 reserved. 00000000 MODE..... 00000000 reserved. 208423E8
+000078 reserved. 00000000 reserved. 00000000

Dynamic save area (EXAMPLE): 20842330
+000000 20842330 C0250000 20842178 00000000 A0900C42 20900D48 20842430 20842330 A0900C30 .....|
+000020 20842350 20900E40 00000001 20842330 20842400 00000005 20900EF8 00000008 208420B0 .....Z.....j..j.....8|
+000040 20842370 2090102C 2090E9C0 00025290 20842430 20842430 91E091A0 00000000 20900EF8 .....Z.....0.....|
+000060 20842390 00000000 00000000 00000000 00000000 208423E8 00000200 00000000 00000000 .....Y.....|
+000080 208423B0 20842124 20842128 2084212C 20842130 20842138 20842134 2084213C 00000000 .....|
+0000A0 208423D0 00000000 00000000 00000000 00000000 00000000 00000000 00000000 .....|
+0000C0 208423F0 20842400 20900E94 00000008 00000014 00000002 00000002 00000002 .....m.....|
+0000E0 20842410 00000002 00000002 00000002 00000002 00000002 00000002 00000000 .....|

```

Figure 121. Control blocks for active routines section of the dump (Part 3 of 3)

Automatic variables

To find automatic variables, use an offset from the stack frame of the block in which they are declared. This information appears in the variable storage map generated when the MAP compiler option is in effect. If you have not used the MAP option, you can determine the offset by studying the listing of compiled code instructions.

Static variables

If your routine is compiled with the MAP option, you can find static variables by using an offset in the variable storage map. If the MAP option is not in effect, you can determine the offset by studying the listing of compiled code.

Based variables

To locate based variables, use the value of the defining pointer. Find this value by using one of the methods described above to find static and automatic variables. If the pointer is itself based, you must find its defining pointer and follow the chain until you find the correct value. The following is an example of typical code for X BASED (P), with P AUTOMATIC:

```
58 60 D 0C8      L 6,P
58 E0 6 000      L 14,X
```

P is held at offset X'C8' from register 13. This address points to X.

Take care when examining a based variable to ensure that the pointers are still valid.

Area variables

Area variables are located using one of the methods described above, according to their storage class. The following is an example of typical code: for an area variable A declared AUTOMATIC:

```
41 60 D 0F8      LA 6,A
```

The area starts at offset X'F8' from register 13.

Variables in areas

To find variables in areas, locate the area and use the offset to find the variable.

Contents of parameter lists

To find the contents of a passed parameter list, first find the register 1 value in the save area of the calling routine's stack frame. Use this value to locate the parameter list in the dump. If R1=0, no parameters passed. For additional information about parameter lists, see the [IBM Enterprise PL/I for z/OS library \(www.ibm.com/support/docview.wss?uid=swg27036735\)](http://www.ibm.com/support/docview.wss?uid=swg27036735).

Timestamp

If the TSTAMP compiler installation option is in effect, the date and time of compilation appear within the last 32 bytes of the static internal control section. The last three bytes of the first *word* give the offset to this information. The offset indicates the end of the timestamp. Register 3 addresses the static internal control section. If the BLOCK option is in effect, the timestamp appears in the static storage section of the dump.

Control blocks associated with the thread

This section of the dump, shown in [Figure 122 on page 278](#), includes information about PL/I for MVS & VM fields of the CAA and other control block information.

```

Control Blocks Associated with the Thread:
CAA: 2090E9C0
+000000 2090E9C0 00000000 00025658 20842018 20862018 00000000 2090E9D0 00000000 000251B0 |.....Z.....|
+000020 2090E9C0 00000000 00000000 00025030 00000000 00000000 00000000 00000000 00000000 |.....&.....|
+000040 2090E9C0 000251D0 00000000 00020028 00000000 00000000 00020AB0 00019D38 00000000 00000000 |.....&.....|
+000060 2090E9C0 00000000 00019C88 00025658 0001FB70 0001FEE0 00014608 0001B328 70002323 |.....&.....|

DUMMY DSA: 2090F360
+000000 FLAGS.... 0000 member... 0000 BKC..... 00006F60 FWC..... 20842030 R14.... A0900D66 |.....&.....|
+000010 R15..... A090DD8B R0..... 70000008 R1..... 2090D778 R2..... 00000000 R3..... 00000000 |.....&.....|
+000020 R4..... 00000000 R5..... 00000000 R6..... 00000000 R7..... A091A4D0 R8..... 20900000 |.....&.....|
+000030 R9..... 0000DCD0 R10..... 00000000 R11..... A090C92 R12..... 2090E9C0 reserved. 00025290 |.....&.....|
+000040 NAB..... 20842030 PNAB..... 20842030 reserved. 00000000 00000000 |.....&.....|
+000050 reserved. 00000000 reserved. 00000000 MODE..... 00000000 reserved. 00000000 |.....&.....|
+000060 reserved. 00000000 reserved. 00000000 |.....&.....|

PL/I TCA Appendage: 00025030
+000000 00025030 00000000 00000000 00000000 00000000 00000000 00000000 00000000 00000000 |.....&.....|
+000020 00025030 000251E0 00000000 00000000 00000000 00000000 00000000 00000000 00000000 |.....&.....|
+000040 00025070 00000000 00000000 00000000 00000000 00000000 2090E9C0 00000000 00000000 |.....&.....|
+000060 00025090 00000000 00000000 00000000 00000000 00000000 00000000 00000000 00000000 |.....&.....|
+000080 000250B0 - +0000BF 000250EF same as above |.....&.....|
+0000C0 000250F0 00000000 00000000 00000000 00000000 00000000 20900838 00000000 |.....&.....|
+0000E0 00025110 00000000 00000000 00000000 00000000 00000000 7FFFFFFF 00000000 |.....&.....|
+000100 00025130 00000000 00000000 00000000 00000000 00000000 00000000 00000000 00000000 |.....&.....|
+000120 00025150 00000000 0000F800 00025190 00000000 0002519C 00010000 00025190 00000000 |.....&.....|
+000140 00025170 00000000 00000000 00025190 00000000 00000000 00000000 00000000 00000000 |.....&.....|
+000160 00025190 00000000 00000000 00000000 00000000 00000000 00000000 00000000 00000000 |.....&.....|
+000180 000251B0 00010000 00000000 00000000 00000000 00000000 00000000 00000000 00000000 |.....&.....|
+0001A0 000251D0 00000000 00007686 00000000 00000000 00000000 00000000 00C16800 20B45A68 |.....&.....|
+0001C0 000251F0 00000000 209004A8 00000000 00000000 00000000 00000000 00000000 00000000 |.....&.....|
+0001E0 00025210 00000000 00000000 00000000 00000000 00000000 00000000 00000000 00000000 |.....&.....|
+000200 00025230 - +00023F 0002526F same as above |.....&.....|
+000220 00025270 00000000 00000000 00000000 00000000 00000000 00000000 00000000 00000000 |.....&.....|
+000240 00025290 000001E0 20842460 00000000 5E087744 00CBA600 00027290 00029F78 A090055C |.....&.....|
+000260 000252B0 0000768C 00020004 00000015 00029F78 00020004 00020000 00000000 00000010 |.....&.....|
+000280 000252D0 20842538 2090E9C0 00025380 20842560 00000000 00000000 00000000 00000000 |.....&.....|
+0002A0 000252F0 00000000 00150000 00000000 00000000 00000000 00000000 00000000 00000000 |.....&.....|
+0002C0 00025310 00000000 00000000 00000000 00000000 00000000 00000000 00000000 00000000 |.....&.....|
+0002E0 00025330 - +00033F 0002536F same as above |.....&.....|
+000300 00025370 00000000 00000000 00000000 00000000 00000000 00000000 00000000 00000000 |.....&.....|
+000320 00025390 00000000 00000000 00000000 00000000 00000000 00000000 00000000 00000000 |.....&.....|
+000340 000253B0 00000000 00000000 00000000 00000000 00000000 00000000 000253B0 00000000 |.....&.....|
+000360 000253D0 00000000 00000000 00000000 00000000 00000000 00000000 00000000 00000000 |.....&.....|
+000380 000253F0 - +00043F 0002546F same as above |.....&.....|
+000400 00025470 00000000 00000000 00000000 00000000 00000000 00010000 00000000 00000000 |.....&.....|
+000420 00025490 00000000 00000000 00000000 00000000 00000000 00000000 00000000 00000000 |.....&.....|
+000440 000254B0 00000000 00000000 00000000 00000000 00000000 00000000 00000000 00000000 |.....&.....|
+000460 000254D0 00000000 00000000 00000000 00000000 00000000 00000000 00000000 00000000 |.....&.....|
+000480 000254F0 00000000 00000000 00000000 00000000 00000000 00000000 00000000 00000000 |.....&.....|
+0004A0 00025510 00000000 00025570 00000000 A001C156 0000FC00 00025558 00025524 20B45940 |.....&.....|
+0004C0 00025530 00000000 00000000 00000000 00000000 2090E9C0 20845A68 00000000 00000000 |.....&.....|
+0004E0 00025550 0001AF4F 2090E9C0 00000000 00000000 0000FC00 00025544 0002554C 0002554C |.....&.....|
+000500 00025570 00025550 00025554 00025558 0002555C 00025560 20B1C220 00000000 00000000 |.....&.....|
+000520 00025590 00000000 000075B0 00000000 00000000 00000000 00000000 00000000 00000000 |.....&.....|
+000540 00025570 00000000 00000000 00000000 00000000 00000000 00000000 00000000 00000000 |.....&.....|
+000560 00025590 - +00061F 0002564F same as above |.....&.....|
+000620 00025650 00019C88 00020004 00020AE8 00020AE8 00000000 00020500 00000248 |.....&.....|

Enclave Control Blocks:
EDB: 2090D658
+000000 2090D658 C3C5C5C5 C4C24040 C0000001 2090E880 2090DD60 00000000 00000000 00000000 |CEEEDB.....Y.....|
+000020 2090D678 2090D658 2090D678 A09104D0 2090D1A8 00000000 00000000 2090D778 00000000 |.....q.j.....y.....P.....|
+000040 2090D698 00000000 00000000 00006F60 00000000 00000000 A0A2E878 2090F000 2090D6B0 |.....?.....y.....g.....0.....|
+000060 2090D6B8 00000000 00000000 00000000 00000000 00000000 20845A68 00000000 00000000 |.....W.....Z.....|
+000080 2090D6D8 00000000 0000FAF6 00000000 00000000 00000001 0002A060 00006FF8 000FF4E8 |.....6.....78..4Y.....|
+0000A0 2090D6F8 00000001 00000100 20909988 2090D700 00000000 00000000 00000000 00000001 |.....th..P.....|

MEND: 2090E880
+000000 2090E880 00000000 00000000 2090E160 00000000 00000000 00000000 2090E160 00000000 |.....I.....I.....|
+000020 2090E8A0 - +00009F 2090E91F same as above |.....&.....TV.....|
+000040 2090E920 00000000 00000000 A0B2998 00000000 00000000 00000000 2090E160 00000000 |.....I.....I.....|
+000060 2090E940 00000000 00000000 2090E160 00000000 00000000 00000000 2090E160 00000000 |.....I.....I.....|
+000080 2090E960 - +00011F 2090E99F same as above |.....I.....I.....|

File Status and Attributes:
Attributes of file: SYSPRINT
STREAM OUTPUT PRINT ENVIRONMENT( VB BLKSIZE(129) RECSIZE(125) BUFFERS(1) )
Contents of buffers
BUFFER: 00029F78
+000000 00029F78 00000000 00E2A482 F140E2A3 0199A309 95074007 40000000 00000000 00000000 |.... Subl Starting g .....|
+000020 00029F98 00000000 00000000 00000000 00000000 00000000 00000000 00000000 00000000 |.....&.....|
+000040 00029FB8 - +00007F 00029FF7 same as above |.....MDST.....SYSOUT |
+000060 00029FD8 00000000 00000000 00000000 00000000 00000000 00000000 00000000 00000000 |.....&.....|

File Control Blocks:
FILE CONTROL BLOCK (FCB): 00028004
+000000 00028004 00000000 00000000 0001D170 00007684 000280F4 00028090 00000000 00000000 |.....3.....4.....|
+000020 00028024 00000000 00000000 00000000 00000000 00010000 00000079 00029F78 E3E50114 |.....&.....TV.....|
+000040 00028044 00000000 00000000 00000000 00000000 00029F8B 00A00001 003C0078 0002007D 00000000 |.....&.....|
+000060 00028064 00000000 00000000 00000000 00000000 20842538 00000000 00000000 00000000 |.....&.....|
DATA CONTROL BLOCK (DCB): 00028090
+000000 00028090 00000000 00000000 00000000 01000000 00020000 01029F70 00014000 00006DE0 |.....a.....|
+000020 000280B0 42007D00 54000000 00540048 000C0038 92CBA600 00000001 000078D0 00009001 |.....k.w.....0.....a.....|
+000040 000280D0 00000000 00000000 00000000 00000000 00029FF5 0000007D 00000001 00000000 00000001 |.....5.....|
DECLARE CONTROL BLOCK (DCLCB): 000280F4
+000000 000280F4 FFFFFFFF 41201000 02D70F00 00000000 00000014 0000E2E8 E2D7D9C9 D5E30000 |.....P.....SYSPRINT...|

Process Control Blocks:
PCB: 2090D1A8
+000000 2090D1A8 C3C5C5D7 C3C24040 03030288 00000000 00000000 00000000 2090D3E0 A0AF24D0 |CEPCB.....h.....L.....|
+000020 2090D1C8 A0AEB850 A0AEFA08 A0AEF528 20907AE8 2090CF78 00000000 00000000 2090D658 |.....5.....Y.....0.....|
+000040 2090D1E8 A0AEF858 7F800000 00000000 000141D4 00000000 00000000 00000000 00000000 |.8.....M.....|

MEND: 2090D3E0
+000000 2090D3E0 00000000 00000000 2090E160 00000000 00000000 00000000 2090E160 00000000 |.....I.....I.....|
+000020 2090D400 - +00009F 2090D47F same as above |.....&.....TV.....|
+000040 2090D420 00024038 00000000 A0B2998 00000000 00000000 00000000 2090E160 00000000 |.....I.....I.....|
+000060 2090D440 00000000 00000000 2090E160 00000000 00000000 00000000 2090E160 00000000 |.....I.....I.....|
+000080 2090D4C0 - +00011F 2090D4FF same as above |.....I.....I.....|

PL/I Process Control Block: 00024038
+000000 00024038 E9D7D9C2 40404040 00024000 00028004 00000000 00000000 00019C88 00000000 |ZPRB.....|
+000020 00024058 00000000 00000000 00000000 00000000 00000000 00000000 00000000 00000000 |.....&.....|
+000040 00024078 00000000 00000000 00000000 00000000 00000000 00000000 00000000 00000000 |.....&.....|
CEE3B461 CEEDUMP Processing completed.

```

Figure 122. Control blocks associated with the thread section of the dump (Part 1 of 2)

```

File Status and Attributes:
Attributes of file: SYSPRINT
STREAM OUTPUT PRINT ENVIRONMENT( VB BLKSIZE(129) RECSIZE(125) BUFFERS(1) )
Contents of buffers
BUFFER: 00029F78
+000000 00029F78 00000000 00E2A482 F140E2A3 0199A309 95074007 40000000 00000000 00000000 |.... Subl Starting g .....|
+000020 00029F98 00000000 00000000 00000000 00000000 00000000 00000000 00000000 00000000 |.....&.....|
+000040 00029FB8 - +00007F 00029FF7 same as above |.....MDST.....SYSOUT |
+000060 00029FD8 00000000 00000000 00000000 00000000 00000000 00000000 00000000 00000000 |.....&.....|

File Control Blocks:
FILE CONTROL BLOCK (FCB): 00028004
+000000 00028004 00000000 00000000 0001D170 00007684 000280F4 00028090 00000000 00000000 |.....3.....4.....|
+000020 00028024 00000000 00000000 00000000 00000000 00010000 00000079 00029F78 E3E50114 |.....&.....TV.....|
+000040 00028044 00000000 00000000 00000000 00000000 00029F8B 00A00001 003C0078 0002007D 00000000 |.....&.....|
+000060 00028064 00000000 00000000 00000000 00000000 20842538 00000000 00000000 00000000 |.....&.....|
DATA CONTROL BLOCK (DCB): 00028090
+000000 00028090 00000000 00000000 00000000 01000000 00020000 01029F70 00014000 00006DE0 |.....a.....|
+000020 000280B0 42007D00 54000000 00540048 000C0038 92CBA600 00000001 000078D0 00009001 |.....k.w.....0.....a.....|
+000040 000280D0 00000000 00000000 00000000 00000000 00029FF5 0000007D 00000001 00000000 00000001 |.....5.....|
DECLARE CONTROL BLOCK (DCLCB): 000280F4
+000000 000280F4 FFFFFFFF 41201000 02D70F00 00000000 00000014 0000E2E8 E2D7D9C9 D5E30000 |.....P.....SYSPRINT...|

Process Control Blocks:
PCB: 2090D1A8
+000000 2090D1A8 C3C5C5D7 C3C24040 03030288 00000000 00000000 00000000 2090D3E0 A0AF24D0 |CEPCB.....h.....L.....|
+000020 2090D1C8 A0AEB850 A0AEFA08 A0AEF528 20907AE8 2090CF78 00000000 00000000 2090D658 |.....5.....Y.....0.....|
+000040 2090D1E8 A0AEF858 7F800000 00000000 000141D4 00000000 00000000 00000000 00000000 |.8.....M.....|

MEND: 2090D3E0
+000000 2090D3E0 00000000 00000000 2090E160 00000000 00000000 00000000 2090E160 00000000 |.....I.....I.....|
+000020 2090D400 - +00009F 2090D47F same as above |.....&.....TV.....|
+000040 2090D420 00024038 00000000 A0B2998 00000000 00000000 00000000 2090E160 00000000 |.....I.....I.....|
+000060 2090D440 00000000 00000000 2090E160 00000000 00000000 00000000 2090E160 00000000 |.....I.....I.....|
+000080 2090D4C0 - +00011F 2090D4FF same as above |.....I.....I.....|

PL/I Process Control Block: 00024038
+000000 00024038 E9D7D9C2 40404040 00024000 00028004 00000000 00000000 00019C88 00000000 |ZPRB.....|
+000020 00024058 00000000 00000000 00000000 00000000 00000000 00000000 00000000 00000000 |.....&.....|
+000040 00024078 00000000 00000000 00000000 00000000 00000000 00000000 00000000 00000000 |.....&.....|
CEE3B461 CEEDUMP Processing completed.

```

Figure 123. Control blocks associated with the thread section of the dump (Part 2 of 2)

CAA address

The address of the CAA control block appears in this section of the dump. If the BLOCK option is in effect, the complete CAA (including the PL/I for MVS & VM implementation appendage) appears separately from the body of the dump. Register 12 addresses the CAA.

File status and attribute information

This part of the dump includes the following information:

- The default and declared attributes of all open files
- Buffer contents of all file buffers
- The contents of FCBs, DCBs, DCLCBs, IOCBs, and control blocks for the process or enclave

PL/I for MVS & VM contents of the Language Environment trace table

Language Environment provides three PL/I for MVS & VM trace table entry types that contain character data:

- Trace entry 100 occurs when a task is created.
- Trace entry 101 occurs when a task that contains the tasking CALL statements is terminated.
- Trace entry 102 occurs when a task that does not contain a tasking CALL statement is terminated.

The format for trace table entries 100, 101, and 102 is shown in the following example. For more information about the Language Environment trace table format, see [“Understanding the trace table entry \(TTE\)”](#) on page 153.

```
-->(100) NameOfCallingTask NameOfCalledTask OffsetOfCallStmt
        UserAgrPtr CalledTaskPtr TaskVarPtr EventVarPtr
        PriorityPtr CallingR2-R5 CallingR12-R14

-->(101) NameOfReturnTask ReturnerR2-R5 ReturnerR12-R14

-->(102) NameOfReturnTask
```

Debugging example of PL/I for MVS & VM routines

This section contains examples of PL/I for MVS & VM routines and instructions for using information in the Language Environment dump to debug them. Important areas in the source code and in the dump for each routine are highlighted.

Subscript range error

The following example illustrates an error caused by an array subscript value outside the declared range. In this example, the declared array value is 10. This routine was compiled with the options LIST, TEST, GOSTMT, and MAP. It was run with the TERMTHDACT(TRACE) option to generate a traceback for the condition.

```
5688-235 IBM PL/I for MVS & VM          Ver 1 Rel 1 Mod 1          27 FEB 07
11:45:18      PAGE    1
OPTIONS
SPECIFIED

*PROCESS  GOSTMT LIST S STG TEST MAP
NOOPTIONS;
5688-235 IBM PL/I for MVS & VM          EXAMPLE:  PROC
OPTIONS(MAIN);                      PAGE    2
SOURCE
LISTING
STMT

      1  EXAMPLE:  PROC
OPTIONS(MAIN);
```

```

2      DCL Array(10) Fixed
bin(31);
3      DCL (I,Array_End) Fixed
bin(31);
4      On
error

Begin;

5          On error
system;
6          Call plidump('tbnfs','Plidump called from error On-
unit');
7
End;

8      (subrg):          /* Enable subscriptrange condition
*/
Lab11:
Begin;
9          Array_End =
20;
10         Do I = 1 to Array_End; /* Loop to initialize array
*/
11         Array(I) = 2; /* Set array elements to 2
*/
12
End;
13     End
Lab11;
14 End
Example;
:
5688-235 IBM PL/I for MVS & VM          EXAMPLE: PROC
OPTIONS(MAIN);                          PAGE    5
VARIABLE STORAGE
MAP
IDENTIFIER          LEVEL          OFFSET          (HEX)    CLASS
BLOCK

I
EXAMPLE
ARRAY_END          1              200              C8      AUTO
EXAMPLE
ARRAY              1              208              D0      AUTO
EXAMPLE
5688-235 IBM PL/I for MVS & VM          EXAMPLE: PROC
OPTIONS(MAIN);                          PAGE    6

```

The following examples show sections of the dump generated by a call to PLIDUMP.

```
CEE3DMP V1 R9.0: Plidump called from error On-unit          02/27/07 11:45:20 AM          Page:   1
ASID: 003E  Job ID: JOB21950  Job name: LEDGSMPI  Step name: GO          UserID: HEALY

CEE3B45I CEEEDUMP Processing started.
PLIDUMP was called from statement number 6 at offset +000000D6 from ERR  ON-unit with entry address 20900C58

Information for enclave EXAMPLE
Information for thread 8000000000000000

Traceback:
DSA  Entry      E Offset Statement      Load Mod      Program Unit      Service Status
1  CEEKMMRA      +00000081C CEEPLPKA      CEEKMMRA      D1908      Call
2  IBMRKM      +000000C2 IBMRKM      IBMRKM      Call
3  ERR ON-unit+000000D6 6  EXAMPLE      EXAMPLE      Call
4  IBMRERPL      +00000065A IBMRERPL      IBMRERPL      Call
5  CEEEV010      +0000013A IBMRERPL      CEEEV010      Call
6  CEEHDS      +0000170D CEEPLPKA      CEEHDS      Call
7  IBMRERRI      +0000045A IBMRERRI      IBMRERRI      Exception
8  LABL1: BEGIN+0000008E 11  EXAMPLE      EXAMPLE      Call
9  EXAMPLE      +000000C8 8  EXAMPLE      EXAMPLE      Call
10 IBMRPMIA      +0000051E IBMRPMIA      IBMRPMIA      Call
11 CEEEV010      +00000310 IBMRERPL      CEEEV010      Call
12 CEEBBEXT      +00000186 CEEPLPKA      CEEBBEXT      D1908      Call

DSA  DSA Addr  E Addr  PU Addr  PU Offset  Comp Date  Compile Attributes
1  20B45888  209F6420  209F6420  +00000081C  20061214  CEL
2  00025678  20B1C0A0  20B1C0A0  +000000C2  *****  OS PL/I
3  20B45A88  20900C58  20900B70  +000001BE  *****  OS PL/I
4  20B45850  00019F50  00019F50  +00000065A  20061213  LIBRARY
5  20B457C8  20B02998  20B02998  +0000013A  20061213  LIBRARY
6  20B426A0  2090F068  2090F068  +0000170D  20061215  CEL
7  20B42500  0001B328  0001B328  +0000045A  20061213  LIBRARY
8  20B42430  2090E048  2090E070  +00000296  *****  OS PL/I
9  20B42330  2090E078  2090E070  +000000D0  *****  OS PL/I
10 20B42178  000201D0  000201D0  +0000051E  20061214  LIBRARY
11 20B420F0  20B02998  20B02998  +00000310  20061213  LIBRARY
12 20B42030  2090D088  2090D088  +00000186  20061215  CEL

Condition Information for Active Routines
Condition Information for IBMRERRI (DSA address 20B42500)
CIB Address: 20B42FC8
Current Condition:
  IBM02815 A prior condition was promoted to the ERROR condition.
Original Condition:
  IBM04215 ONCODE=520 The SUBSCRIPTRANGE condition was raised.
Location:
  Program Unit: IBMRERRI Entry: IBMRERRI Statement: Offset: +0000045A

Storage dump near condition, beginning at location: 0001B772
+000000 0001B772 50500080 58A0C288 58F0A01C 4110D080 05EF9108 404F4710 B4789184 404F47E0 |&&....B..0.....j. |...j. |...|

Control Blocks for Active Routines:
DSA for CEEHDS: 20B426A8
+000000 FLAGS..... 0808 member... CEE1 BKC..... 20B42500 FWC..... 20B457C8 R14..... A09C083A
+000010 R15..... A0802998 R0..... 00000020 R1..... 209082E8 R2..... 20B42FC8 R3..... 20B42330
+000020 R4..... 209C3C94 R5..... FFFF7F20 R6..... 00000001 R7..... 00000007 R8..... A09C0542
+000030 R9..... 20B44640 R10..... 20B43A7 R11..... A09F86A8 R12..... 2090E9C0 reserved. 00025670
+000040 NAB..... 20B457C8 PNAB..... 00000000 reserved. 00000000 20B4271C
+000064 reserved. 00000000 reserved. 00000000 MODE..... 00000000 reserved. 00000000
+000078 reserved. 00000000 reserved. 00000000

DSA for IBMRERRI: 20B42500
+000000 FLAGS..... 8800 member... 0000 BKC..... 20B42430 FWC..... 20B425C0 R14..... 8001B784
+000010 R15..... A09D0B40 R0..... 00000000 R1..... 20B42580 R2..... 0000000A R3..... 2090E0B0
+000020 R4..... 00025470 R5..... 000254C4 R6..... 20B42330 R7..... 20B42330 R8..... 00000028
+000030 R9..... 00000008 R10..... A09104D0 R11..... 0001B328 R12..... 2090E9C0 reserved. 00025290
+000040 NAB..... 20B425C0 PNAB..... 008FF4E8 reserved. 2090D658 20AF228C
+000064 reserved. 2090E9C0 reserved. 20B420F0 MODE..... 20B2FA47 reserved. A09104D0
+000078 reserved. 00000000 reserved. 20B42838
```

Figure 124. Sections of the Language Environment dump (Part 1 of 2)

```
CIB for IBMRERRI: 20B42FC8
+000000 20B42FC8 C39C240 00000000 00000000 010C0004 00000000 00000000 00030119 59C9C2D4 |CIB .....IBM|
+000020 20B42FE8 00000000 20B42330 00000000 00000000 00000001 00000000 00000000 20B42330 |.....Q...v.IBM|
+000040 20B43008 00000000 20B42500 0001B784 2090B6F0 0000000A 20B42430 00000000 00000000 |.....d...g|
+000060 20B43028 00000000 00000000 00000000 00000000 00000000 00000000 00000000 00000000 |.....|
+000080 20B43048 - +00009F 20B43067 same as above |.....F.....|
+0000A0 20B43068 00000000 00000000 00000000 00000000 00230000 00000FC6 00000001 00000000 |.....|
+0000C0 20B43088 00000000 00000000 20B42430 20B42500 0001B782 00000000 00000000 00000001 |.....b.....|
+0000E0 20B430A8 20B42330 00000000A 00000004 00000000 FFFFFFC0 00000000 00000000 00000000 |.....Z.....|
+000100 20B430C8 00000000 2090E0B0 00000000 00000000 E9D4C3C8 02000001 00000000 20B42580 |.....ZMCH.....|
Dynamic save area (IBMRERRI): 20B42500
+000000 20B42500 00000000 20B42430 20B425C0 0001B784 A09D0B48 00000000 20B42580 00000000A |h.....d.....|
+000020 20B42520 2090E0B0 00025470 000254C4 20B42330 20B42330 00000028 00000000 A09104D0 |.....D.....j..|
+000040 20B42540 0001B328 2090E9C0 00025290 20B425C0 008FF4E8 2090D658 00000000 20AF228C |.....Z.....v..0|
+000060 20B42560 A0997C20 2090E9C0 20B420F0 20B2FA47 A09104D0 2090E9C0 00000000 20B42838 |..0..Z...0...j..Z..|
+000080 20B42580 000254C4 00000000 00000000 00000000 00000000 00000000 00000000 00000000 |..D.....|
+0000A0 20B425A0 16000000 20909D80 00000000 00010000 00000000 209D4520 20B2F7B4 2090E200 |.....7...S|
DSA for LABL1: BEGIN: 20B42430
+000000 FLAGS..... 8425 member... 0000 BKC..... 20B42330 FWC..... 20B42500 R14..... A0900E08
+000010 R15..... 8001B328 R0..... 00000000 R1..... 20900E00 R2..... 2090E0B0 R3..... 2090E040
+000020 R4..... 00000001 R5..... 20B42330 R6..... 20B42330 R7..... 20B42330 R8..... 00000028
+000030 R9..... 00000008 R10..... 20B420B0 R11..... 2090102C R12..... 2090E9C0 reserved. 00025290
+000040 NAB..... 20B42500 PNAB..... 00000000 reserved. 91A091A0 00000000
+000064 reserved. 00000000 reserved. 00000000 MODE..... 00000000 reserved. 00000000
+000078 reserved. 00000000 reserved. 20B42030
Dynamic save area (LABL1: BEGIN): 20B42430
+000000 20B42430 04250000 20B42330 20B42500 A0900E08 0001B328 00000000 20900E00 A09000BE |d.....|
+000020 20B42450 2090E040 00000001 20B42330 20B42330 20B42330 00000028 00000000 20B420B0 |.....|
+000040 20B42470 2090102C 2090E9C0 00025290 20B42500 20B42500 91A091A0 20B42330 00000000 |.....Z.....j..j|
+000060 20B42490 00000000 00000000 00000000 00000000 00000000 00000200 00000000 20B42030 |.....|
+000080 20B424B0 20B42530 A0B02FC 20B2E4A0 00000000 20B420F0 20B420F0 A0B02998 20901340 |.....0..0..q..|
+0000A0 20B424D0 2090E080 0000000A 00000000 00000000 20AF2CD6 00000027 A0AF8CD8 2090E9C0 |..Y.....0...Q..Z|
+0000C0 20B424F0 20B42330 20B42618 00000014 00000000 88000000 20B42430 20B425C0 8001B784 |.....h.....d|
DSA for EXAMPLE: 20B42330
+000000 FLAGS..... C025 member... 0000 BKC..... 20B42178 FWC..... 00000000 R14..... A0900C42
+000010 R15..... 20900D48 R0..... 20B42430 R1..... 20B42330 R2..... A0900C30 R3..... 20900E40
+000020 R4..... 00000001 R5..... 20B42330 R6..... 20B42400 R7..... 00000005 R8..... 20900EF8
+000030 R9..... 00000008 R10..... 20B420B0 R11..... 2090102C R12..... 2090E9C0 reserved. 00025290
+000040 NAB..... 20B42430 PNAB..... 20B42430 reserved. 91E091A0 20900EF8
+000064 reserved. 00000000 reserved. 00000000 MODE..... 00000000 reserved. 20B423E8
+000078 reserved. 00000000 reserved. 00000000
Dynamic save area (EXAMPLE): 20B42330
+000000 20B42330 C0250000 20B42178 00000000 A0900C42 20900D48 20B42430 20B42330 A0900C30 |.....|
+000020 20B42350 20900E40 00000001 20B42330 20B42400 00000005 20900EF8 00000000 20B420B0 |.....Z.....j..j..8|
+000040 20B42370 2090102C 2090E9C0 00025290 20B42430 20B42430 91E091A0 00000000 20900EF8 |.....Y.....|
+000060 20B42390 00000000 00000000 00000000 00000000 20B423E8 00000200 00000000 00000000 |.....|
+000080 20B423B0 20B42124 20B42128 20B4212C 20B42130 20B42130 20B42134 20B4213C 00000000 |.....|
+0000A0 20B423D0 00000000 00000000 00000000 00000000 00000000 00000000 00000000 00000000 |.....m.....|
+0000C0 20B423F0 20B42400 20900E94 00000008 00000014 00000002 00000002 00000002 00000002 |.....|
+0000E0 20B42410 00000002 00000002 00000002 00000002 00000002 00000002 00000000 00000000 |.....|
```

Figure 125. Sections of the Language Environment dump (Part 2 of 2)

```
CEE3DMP V1 R9.0: Plidump called from error On-unit          02/27/07 11:45:20 AM          Page:   1
ASID: 003E  Job ID: JOB21950  Job name: LEDGSMPI  Step name: GO          UserID: HEALY

CEE3B45I CEEEDUMP Processing started.
PLIDUMP was called from statement number 6 at offset +000000D6 from ERR  ON-unit with entry address 20900C58

Information for enclave EXAMPLE
Information for thread 8000000000000000

Traceback:
```

DSA	Entry	E	Offset	Statement	Load Mod	Program Unit	Service	Status
1	CEEKMR		+0000081C		CEEPLPKA	CEEKMR	D1908	Call
2	IBMRKDM		+000008C2		IBMRREV10	IBMRKDM		Call
3	ERR ON-unit		+00000006	6	EXAMPLE	EXAMPLE		Call
4	IBMRERPL		+0000065A		IBMRLIB1	IBMRERPL		Call
5	CEEV010		+0000013A		IBMRREV10	CEEV010		Call
6	CEEHDS		+00001700		CEEPLPKA	CEEHDS	D1908	Call
7	IBMRERRI		+0000045A		IBMRLIB1	IBMRERRI		Exception
8	LABL1: BEGIN		+000000BE	11	EXAMPLE	EXAMPLE		Call
9	EXAMPLE		+000000C8	8	EXAMPLE	EXAMPLE		Call
10	IBMRPMIA		+0000051E		IBMRLIB1	IBMRPMIA		Call
11	CEEV010		+00000310		IBMRREV10	CEEV010		Call
12	CEEBEXT		+000001B6		CEEPLPKA	CEEBEXT	D1908	Call

DSA	DSA Addr	E	Addr	PU Addr	PU Offset	Comp Date	Compile Attributes
1	20B45888	209F0420	209F0420	+0000081C	20061214	CEL	
2	00025670	20B1C0A0	20B1C0A0	+000000C2	*****	OS PL/I	
3	20B45A88	20900C58	20900B70	+000001BE	*****	OS PL/I	
4	20B45850	00019F50	00019F50	+0000065A	20061213	LIBRARY	
5	20B457C8	20B02998	20B02998	+0000013A	20061213	LIBRARY	
6	20B426A8	209BF068	209BF068	+00001700	20061215	CEL	
7	20B42500	0001B328	0001B328	+0000045A	20061213	LIBRARY	
8	20B42430	20900D48	20900B70	+00000296	*****	OS PL/I	
9	20B42330	20900B78	20900B70	+000000D0	*****	OS PL/I	
10	20B42178	000201D0	000201D0	+0000051E	20061214	LIBRARY	
11	20B420F0	20B02998	20B02998	+00000310	20061213	LIBRARY	
12	20B42030	20980DB8	20980DB8	+000001B6	20061215	CEL	

Condition Information for Active Routines

Condition Information for IBMRERRI (DSA address 20B42500)

CIB Address: 20B42FC8

Current Condition:

IBMO281S A prior condition was promoted to the ERROR condition.

Original Condition:

IBMO4215 ONCODE=520 The SUBSCRIPTRANGE condition was raised.

Location:

Program Unit: IBMRERRI Entry: IBMRERRI Statement: Offset: +0000045A

Storage dump near condition, beginning at location: 0001B772

+000000 0001B772 5050D080 58A0C2B8 58F0A01C 4110D080 05EF9108 404F4710 B4709104 404F47E0 [&....B..0.....j. |....j. |...]

Control Blocks for Active Routines:

DSA for CEEHDS: 20B426A8										
+000000	FLAGS....	0808	member...	CEE1	BKC.....	20B42500	FWC.....	20B457C8	R14.....	A09C083A
+000010	R15.....	A0B02998	R0.....	00000020	R1.....	2090B2E8	R2.....	20B42FC8	R3.....	20B42330
+000024	R4.....	209C3C94	R5.....	FFFFF20	R6.....	00000001	R7.....	00000007	R8.....	A09C0542
+000038	R9.....	20B446A6	R10.....	20B436A7	R11.....	A09BF068	R12.....	2090E9C0	reserved.	00025670
+00004C	NAB.....	20B457C8	PNAB.....	00000000	reserved.	00000000	20B4271C			
+000064	reserved.	00000000	reserved.	00000000	MODE....	00000000	reserved.	00000000		
+000078	reserved.	00000000	reserved.	00000000						
DSA for IBMRERRI: 20B42500										
+000000	FLAGS....	8800	member...	0000	BKC.....	20B42430	FWC.....	20B425C0	R14.....	8001B784
+000010	R15.....	A0900B48	R0.....	00000000	R1.....	20B42580	R2.....	0000000A	R3.....	20900EB0
+000024	R4.....	00025470	R5.....	000254C4	R6.....	20B42330	R7.....	20B42330	R8.....	00000028
+000038	R9.....	00000008	R10.....	A09104D0	R11.....	0001B328	R12.....	2090E9C0	reserved.	00025290
+00004C	NAB.....	20B425C0	PNAB.....	008FF4E8	reserved.	2090D658	20AF22BC			
+000064	reserved.	2090E9C0	reserved.	20B420F0	MODE....	20B2FA47	reserved.	A09104D0		
+000078	reserved.	00000000	reserved.	20B42838						

CIB for IBMRERRI: 20B42FC8											
+000000	20B42FC8	C3C9C240	00000000	00000000	010C0004	00000000	00000000	00030119	59C9C2D4	CIBIBM	
+000020	20B42FE8	00000000	20B430D8	000301A5	59C9C2D4	00000001	00000015	20B42330	A0B02998Q...v.IBM.....q	
+000040	20B43008	00000000	20B42500	8001B784	2090B6F0	0000000A	20B42430	00000000	00000000d...0.....	
+000060	20B43028	00000000	00000000	00000000	00000000	00000000	00000000	00000000	00000000	
+000080	20B43048	- +00009F	20B43067	same as above						
+0000A0	20B43068	00000000	00000000	00000000	00000000	06230000	00000FC6	00000001	00000000F.....	
+0000C0	20B43088	00000000	00000000	20B42430	20B42500	0001B782	00000000	00000000	00000001b.....	
+0000E0	20B430A8	20B42330	0000000A	00000064	00000000	FFFFFFFF	00000000	00000000	00000000F.....	
+000100	20B430C8	00000000	2090B908	00000000	00000000	E9D4C3C8	02000001	0000000B	20B42580ZMCH.....	
Dynamic save area (IBMRERRI): 20B42500											
+000000	20B42500	88000000	20B42430	20B425C0	8001B784	A090DB48	0000000B	20B42580	0000000A	h.....d.....	
+000020	20B42520	20900EB0	00025470	000254C4	20B42330	20B42330	00000028	00000008	A09104D0D.....j..	
+000040	20B42540	0001B328	2090E9C0	00025290	20B425C0	008FF4E8	2090D658	00000000	20AF22BCZ.....4V..0.....	
+000060	20B42560	A0997C20	2090E9C0	20B420F0	20B2FA47	A09104D0	2090E9C0	00000000	20B42838	..@...Z...0.....j...Z.....	
+000080	20B42580	000254C4	00000000	00000000	00000000	00000000	00000000	00000000	00000000D.....	
+0000A0	20B425A0	16000000	20909DB0	00000000	80010000	00000000	209D4520	20B2F7B4	2090E2007...S.....	

DSA for LABL1: BEGIN: 20B42430										
+000000	FLAGS....	8425	member...	0000	BKC.....	20B42330	FWC.....	20B42500	R14.....	A0900E08
+000010	R15.....	0001B328	R0.....	0000000B	R1.....	20900EB0	R2.....	A0900DBE	R3.....	20900E40
+000024	R4.....	00000001	R5.....	20B42330	R6.....	20B42330	R7.....	20B42330	R8.....	00000028
+000038	R9.....	00000008	R10.....	20B420B0	R11.....	2090102C	R12.....	2090E9C0	reserved.	00025290
+00004C	NAB.....	20B42500	PNAB.....	20B42500	reserved.	91A091A0	00000000			
+000064	reserved.	00000000	reserved.	00000000	MODE....	00000000	reserved.	00000000		
+000078	reserved.	00000000	reserved.	20B42030						
Dynamic save area (LABL1: BEGIN): 20B42430										
+000000	20B42430	84250000	20B42330	20B42500	A0900E08	0001B328	0000000B	20900EB0	A0900DBE	d.....
+000020	20B42450	20900E40	00000001	20B42330	20B42330	20B42330	00000028	00000008	20B420B08.....
+000040	20B42470	2090102C	2090E9C0	00025290	20B42500	20B42500	91A091A0	20B42330	00000000Z.....j..j.....
+000060	20B42490	00000000	00000000	00000000	00000000	00000000	00000200	00000000	20B42030Y.....
+000080	20B424B0	20B42530	A0B02CEC	20B2EA48	00000000	20B420F0	20B420F0	A0B02998	209013400...0...q...
+0000A0	20B424D0	2090E880	0000000A	00000000	00000000	20AF2CD6	00000027	A0AF0CD8	2090E9C0	..Y.....0.....Q..Z.....
+0000C0	20B424F0	20B42330	20B42618	00000014	00000000	88000000	20B42430	20B425C0	8001B784h.....d.....

DSA for EXAMPLE: 20B42330										
+000000	FLAGS....	C025	member...	0000	BKC.....	20B42178	FWC.....	00000000	R14.....	A0900C42
+000010	R15.....	20900D48	R0.....	20B42430	R1.....	20B42330	R2.....	A0900C30	R3.....	20900E40
+000024	R4.....	00000001	R5.....	20B42330	R6.....	20B42400	R7.....	00000005	R8.....	20900EF8
+000038	R9.....	00000008	R10.....	20B420B0	R11.....	2090102C	R12.....	2090E9C0	reserved.	00025290
+00004C	NAB.....	20B42430	PNAB.....	20B42430	reserved.	91E091A0	20900EF8			
+000064	reserved.	00000000	reserved.	00000000	MODE.....	00000000	reserved.	20B423E8		
+000078	reserved.	00000000	reserved.	00000000						
Dynamic save area (EXAMPLE): 20B42330										
+000000	20B42330	C0250000	20B42178	00000000	A0900C42	20900D48	20B42430	20B42330	A0900C30	
+000020	20B42350	20900E40	00000001	20B42330	20B42400	00000005	20900EF8	00000008	20B420B0	
+000040	20B42370	2090102C	2090E9C0	00025290	20B42430	20B42430	91E091A0	00000000	20900EF8	
+000060	20B42390	00000000	00000000	00000000	00000000	20B423E8	00000200	00000000	00000000	
+000080	20B423B0	20B42124	20B42128	20B4212C	20B42130	20B42138	20B42134	20B4213C	00000000	
+0000A0	20B423D0	00000000	00000000	00000000	00000000	00000000	00000000	0C010000	00000000	
+0000C0	20B423F0	20B42400	20900E94	0000000B	00000014	00000002	00000002	00000002	00000002	
+0000E0	20B42410	00000002	00000002	00000002	00000002	00000002	00000002	00000000	00000000	

To debug this routine, use the following steps:

1. In the dump, PLIDUMP was called by the ERROR ON-unit in statement 6. The traceback information in the dump shows that the exception occurred following statement 11.
2. Locate the Original Condition message in the Condition Information for Active Routines section of the dump. The message is
IBM0421S ONCODE=520 The SUBSCRIPTRANGE condition was raised.
It indicates that the exception occurred when an array element value exceeded the subscript range value (in this case, 10). For more information about this message, see [PL/I runtime messages in z/OS Language Environment Runtime Messages](#).
3. Locate statement 9 in the routine in “#unique_249/unique_249_Connect_42_pliex1” on page 279. The instruction is Array_End = 20. This statement assigns a 20 value to the variable Array_End.
4. Statement 10 begins the DO-loop instruction Do I = 1 to Array_End. Since the previous instruction (statement 9) specified that Array_End = 20, the loop in statement 10 should run until I reaches a 20 value.

The instruction in statement 2, however, declared a 10 value for the array range. Therefore, when the I value reached 11, the SUBSCRIPTRANGE condition was raised.

The following steps provide another method for finding the value that raised the SUBSCRIPTRANGE condition.

1. Locate the offset of variable I in the variable storage map in “#unique_249/unique_249_Connect_42_pliex1” on page 279. Use this offset to find the I value at the time of the dump. In this example, the offset is X'C8'.
2. Now, find offset X'C8' from the start of the stack frame for the entry EXAMPLE in [Figure 124 on page 281](#).

The block located at this offset contains the value that exceeded the array range, X'B' or 11.

Calling a nonexistent subroutine

[Figure 126 on page 283](#) demonstrates the error of calling a nonexistent subroutine. This routine was compiled with the LIST, MAP, and GOSTMT compiler options. It was run with the TERMTHDACT(DUMP) runtime option to generate a traceback.

5688-235 IBM PL/I for MVS & VM	Ver 1 Rel 1 Mod 1	27 FEB 07 11:45:18	PAGE 1
OPTIONS SPECIFIED			
*PROCESS GOSTMT LIST S STG TEST MAP NOOPTIONS;			
5688-235 IBM PL/I for MVS & VM	EXAMPLE1: PROC OPTIONS(MAIN);		PAGE 2
SOURCE LISTING			
STMT			
1	EXAMPLE1: PROC OPTIONS(MAIN);		
2	DCL Prog01 entry external;		
3	On error		
	Begin;		
4	On error system;		
5	Call plidump('tbnfs','Plidump called from error On-unit');		
6	End;		
7	Call prog01; /* Call external program PROG01 */		
8	End Example1;		
5688-235 IBM PL/I for MVS & VM	EXAMPLE1: PROC OPTIONS(MAIN);		PAGE 3
STORAGE REQUIREMENTS			
BLOCK, SECTION OR STATEMENT	TYPE	LENGTH (HEX)	DSA SIZE (HEX)
EXAMLE11	PROGRAM CSECT	444 18C	
EXAMLE12	STATIC CSECT	292 124	
EXAMPLE1	PROCEDURE BLOCK	210 D2	192 C0
BLOCK 2	ON UNIT	232 E8	256 100
5688-235 IBM PL/I for MVS & VM	EXAMPLE1: PROC OPTIONS(MAIN);		PAGE 4
STATIC INTERNAL STORAGE MAP			

Figure 126. Example of calling a nonexistent subroutine

[Figure 127 on page 284](#) shows the traceback and condition information from the dump.

```

CEE3DMP V1 R12.0: Plidump called from error On-unit                                04/10/10 11:45:20 AM      Page: 1
ASID: 00B5   Job ID: J0821952   Job name: LEDGSM2   Step name: GO               UserID: HEALY

CEE3845I CEEEDUMP Processing started.
PLIDUMP was called from statement number 5 at offset +000000D6 from ERR ON-unit with entry address 20900DF4

Information for enclave EXAMPLE1

Information for thread 8000000000000000

Traceback:
DSA Entry E Offset Statement Load Mod Program Unit Service Status
1 CEEKKMRA +00000081C CEEPLPKA CEEKKMRA D1908 Call
2 IBMRKDM +000000C2 IBMRKDM IBMRKDM Call
3 ERR ON-unit+000000D6 5 EXAMPLE1 EXAMPLE1 Call
4 IBMRERPL +00000065A IBMRERPL IBMRERPL Call
5 CEEEV010 +00000013A IBMRV10 CEEEV010 Call
6 CEEHDSP +0000017D0 CEEPLPKA CEEHDSP D1908 Call
7 EXAMPLE1 -20900D2C EXAMPLE1 EXAMPLE1 Exception
8 IBMRPMIA +00000051E IBMRPMIA IBMRPMIA Call
9 CEEEV010 +000000310 IBMRV10 CEEEV010 Call
10 CEEBBEXT +0000001B6 CEEPLPKA CEEBBEXT D1908 Call

DSA DSA Addr E Addr PU Addr PU Offset Comp Date Compile Attributes
1 20B458D0 209F0420 209F0420 +00000081C 20061214 CEL
2 00025670 20B1C0A0 20B1C0A0 +000000C2 ***** OS PL/I
3 20B457D0 20900DF4 20900D20 +000001AA ***** OS PL/I
4 20B45598 00019F50 00019F50 +00000065A 20061213 LIBRARY
5 20B45510 20B02998 20B02998 +0000013A 20061213 LIBRARY
6 20B423F0 209BF068 209BF068 +0000017D0 20061215 CEL
7 20B42330 20900D2C 20900D20 -20900D20 ***** OS PL/I
8 20B42178 000201D0 000201D0 +00000051E 20061214 LIBRARY
9 20B420F0 20B02998 20B02998 +000000310 20061213 LIBRARY
10 20B42030 2098DDB8 2098DDB8 +0000001B6 20061215 CEL

Condition Information for Active Routines
Condition Information for EXAMPLE1 (DSA address 20B42330)
CIB Address: 20B42D10
Current Condition:
CEE3201S The system detected an operation exception (System Completion Code=0C1).
Location:
Program Unit: EXAMPLE1 Entry: EXAMPLE1 Statement: Offset: -20900D2C
Possible Bad Branch: Statement: 7 Offset: +000000C0
Machine State:
ILC..... 0002 Interruption Code..... 0001
PSW.... 078D0E00 80000002
GPR0.... 00000000 20B423F0 GPR1.... 00000000 00000000 GPR2.... 00000000 A0900DD4 GPR3.... 00000000 20900EE0
GPR4.... 00000000 00000001 GPR5.... 00000000 00000000 GPR6.... 00000000 20B423E8 GPR7.... 00000000 00000005
GPR8.... 00000000 20900F50 GPR9.... 00000000 00000008 GPR10... 00000000 20B420B0 GPR11.... 00000000 2090100C
GPR12... 00000000 20900E9C GPR13... 00000000 20B42330 GPR14... 00000000 A0900DE2 GPR15... 00000000 00000000

Storage dump near condition, beginning at location: 00000000
+000000 00000000 Inaccessible storage.
GPREG STORAGE:
Storage around GPR0 (20B423F0)
-0020 20B423D0 00000000 00000000 00000000 00000000 00000000 00000000 0C010000 00000000 |.....|
+0000 20B423F0 0808CEE1 20B42330 20B45510 A09C083A A0B02998 00000020 2090B2E8 20B42D10 |.....q.....Y...|
+0020 20B42410 20B42330 209C3C94 FFFFFFF2 00000001 00000007 A09C0542 20B443EE 20B433EF |.....m.....|
Storage around GPR1 (00000000)
+0000 00000000 Inaccessible storage.
+0020 00000020 Inaccessible storage.
+0040 00000040 Inaccessible storage.
Storage around GPR2 (20900DD4)
-0020 20900DB4 92C01000 92251001 92021076 41D10000 41803070 5080D05C D203D054 30300520 |k...k...k...J.....&..*K.....|
+0000 20900DD4 92CD00B8 1B111B55 58F03040 05EF180D 58D0D004 58E0D00C 982CD01C 051E0707 |k.....0.....q.....|
+0020 20900DF4 90ECD00C 47F0F02C 20900FC4 00000100 20900EE0 20900F78 20900D58 10000000 |.....00....D.....|
Storage around GPR3 (20900EE0)
-0020 20900EC0 1B554110 303458F0 303C05EF 180D58D0 D00458E0 D00C982C D01C051E 00000000 |.....0.....q.....|
+0000 20900EE0 E000011C 20900D2C 20900DD4 20900DF4 20900E80 20900E80 20900E80 20900E80 |.....M...4.....|
+0020 20900F00 00000000 00050000 00000000 00210000 91E091E0 20B45898 A0B458C4 20901368 |.....j.j....q...D....|
Storage around GPR4 (00000001)
-0001 00000000 Inaccessible storage.
+001F 00000020 Inaccessible storage.
+003F 00000040 Inaccessible storage.

```

Figure 127. Sections of the Language Environment dump (Part 1 of 2)


```

Storage around GPR5 (00000000)
+0000 00000000 Inaccessible storage.
+0020 00000020 Inaccessible storage.
+0040 00000040 Inaccessible storage.
Storage around GPR6 (20B423E8)
-0020 20B423C8 20B4213C 00000000 00000000 00000000 00000000 00000000 .....
+0000 20B423E8 0C010000 00000000 00000000 20B42330 20B45510 A09C083A A0B02998 00000020 .....q.....
+0020 20B42408 209002E8 20B42D10 20B42330 209C3C94 FFFFFFF2 00000001 00000007 A09C0542 .....Y.....m.....
Storage around GPR7 (00000005)
-0005 00000000 Inaccessible storage.
+0010 00000020 Inaccessible storage.
+0030 00000040 Inaccessible storage.
Storage around GPR8 (20900F50)
-0020 20900F30 40B38193 93858440 8C999694 40B59999 969940D6 9560A495 89A30000 00000000 called from error On-unit.....
+0000 20900F50 0C110000 20900DF4 0C960000 00000000 20901030 00000000 00000000 20901018 .....4.o.....
+0020 20900F70 00000000 20900F60 00000000 20900FC6 20900F20 00000001 00000000 00000000 .....%.....
Storage around GPR9 (00000000)
-0000 00000000 Inaccessible storage.
+0010 00000020 Inaccessible storage.
+0030 00000040 Inaccessible storage.
Storage around GPR10 (20B420B0)
-0020 20B42090 00000000 00000000 00000000 00000000 00000000 00000000 00000000 .....
+0000 20B420B0 2090E080 2090100C 20B420E0 20900790 20B420D0 20B420D8 20B420D4 00000000 .....q.....P.....Q...M.....
+0020 20B420D0 20900778 00000000 00000000 00000000 00000001 00000000 00000000 00000000 .....P.....
Storage around GPR11 (2090100C)
-0020 20900FEC C5C240F0 F74040F1 F17AF4F5 7AF1F840 00000117 20900CA0 00000000 01000001 EB 07 11:45:18 .....
+0000 2090100C 20900D2C 20901340 00000000 10020001 20901030 00000000 00000000 00000000 .....PR.....
+0020 2090102C 06C7F8F1 B4000A00 00000000 10020000 20901054 20900D2C 00000000 0000C5E7 0601.....EX.....
Storage around GPR12 (2090E9C0)
-0020 2090E9A0 00000000 00000000 C3C5C5C3 C1C14040 00000000 E9E3C3C1 000058C0 D0640CCC .....CEECA .....ZTCA.....
+0000 2090E9C0 00000000 00025650 20B42018 20B62018 00000000 2090E900 00000000 000251B0 .....Z.....
+0020 2090E9E0 00000000 00000000 00025610 00000000 00025640 00000000 00025600 .....&.....
Storage around GPR13 (20B42330)
-0020 20B42310 00000000 00000000 00000000 0000000E 0E000000 00000000 00000000 00000000 .....
+0000 20B42330 00250000 20B42178 00000000 00000002 00000000 20B423F0 00000000 A0900D04 .....B.....M.....
+0020 20B42350 20900EE0 00000001 00000000 20B423E8 00000005 20900F50 00000000 20B420B0 .....Y.....&.....
Storage around GPR14 (209000E2)
-0020 20900DC2 00004100 30705080 D05CD203 D0543030 0520920C D0B81811 1B5558F0 304005EF .....&...k.....k.....0...
+0000 20900DE2 18005D00 D00458E0 D06C982C D01C051E 070790EC D00C47F0 F02C2090 0FC40000 .....q.....00.....D...
+0020 20900E02 01002090 0EE02090 0F782090 D0581000 00000002 02000000 00000000 00005830 .....
Storage around GPR15 (00000000)
+0000 00000000 Inaccessible storage.
+0020 00000020 Inaccessible storage.
+0040 00000040 Inaccessible storage.
:

```

Figure 128. Sections of the Language Environment dump (Part 2 of 2)

To understand the traceback and debug this example routine, use the following steps:

1. Find the Current Condition message in the Condition Information for Active Routines section of the dump. The message is CEE3201S. The system detected an Operation exception. For more information about this message, see *z/OS Language Environment Runtime Messages*.

This section of the dump also provides such information as the name of the active routine and the current statement number at the time of the dump. The Location section indicates that the exception occurred at offset X'-20900D2C' within entry EXAMPLE1 and that there might have been a bad branch from offset X'+000000C0' statement 7 within entry EXAMPLE1.

2. Locate statement 7 in the routine (Figure 126 on page 283). This statement calls subroutine Prog01. The message CEE3201S, which indicates an operations exception, was generated because of an unresolved external reference.
3. Check the linkage editor output for error messages.

Divide-by-zero error

Figure 129 on page 286 demonstrates a divide-by-zero error. In this example, the main PL/I for MVS & VM routine passed bad data to a PL/I for MVS & VM subroutine. The bad data in this example is 0, and the error occurred when the subroutine SUB1 attempted to use this data as a divisor.

```

5688-235 IBM PL/I for MVS & VM Ver 1 Rel 1 Mod 1 27 FEB 07 13:57:59 PAGE 1
OPTIONS SPECIFIED
*PROCESS GOSTMT LIST S STG TEST MAP NOOPTIONS;
5688-235 IBM PL/I for MVS & VM SAMPLE: PROC OPTIONS(MAIN) ; PAGE 2
SOURCE LISTING

STMT
1 SAMPLE: PROC OPTIONS(MAIN) ;
2 On error
  begin;
3 On error system; /* prevent nested error conditions */
4 Call PLIDUMP('TBC','PLIDUMP called from error ON-unit');
5 Put Data; /* Display variables */
6 End;
7 DECLARE
  A_number Fixed Bin(31),
  My_Name Char(13),
  An_Array(3) Fixed Bin(31) init(1,3,5);
8 Put skip list('Sample Starting');
9 A_number = 0;
10 My_Name = 'Tery Gillaspay';
11 Call Sub1(a_number, my_name, an_array);
12 SUB1: PROC(divisor, name1, Array1);
13 Declare
  Divisor Fixed Bin(31),
  Name1 Char(13),
  Array1(3) Fixed Bin(31);
14 Put skip list('Sub1 Starting');
15 Array1(1) = Array1(2) / Divisor;
16 Put skip list('Sub1 Ending');
17 End SUB1;
18 Put skip list('Sample Ending');
19 End;
5688-235 IBM PL/I for MVS & VM SAMPLE: PROC OPTIONS(MAIN) ; PAGE 3
BLOCK, SECTION OR STATEMENT TYPE LENGTH (HEX) DSA SIZE (HEX)
*SAMPLE1 PROGRAM CSECT 1060 424
*SAMPLE2 STATIC CSECT 860 35C
SAMPLE PROCEDURE BLOCK 428 14C 304 130
BLOCK 2 STMT 2 ON UNIT 298 12A 296 128
SUB1 PROCEDURE BLOCK 332 14C 256 100
5688-235 IBM PL/I for MVS & VM SAMPLE: PROC OPTIONS(MAIN) ; PAGE 4
STATIC INTERNAL STORAGE MAP 0000F0 00000000 A..LOCATOR

```

Figure 129. PL/I for MVS & VM routine with a divide-by-zero error

Since variables are not normally displayed in a PLIDUMP dump, this routine included a PUT DATA statement, which generated a listing of arguments and variables used in the routine. [Figure 130 on page 286](#) shows this output.

```

1Sample Starting
Sub1 Starting
AN_ARRAY(2)=      A_NUMBER=      0 MY_NAME='Tery Gillaspay' AN_ARRAY(1)= 1
                  3              AN_ARRAY(3)=      5;

```

Figure 130. Variables from routine SAMPLE

The routine in [Figure 129 on page 286](#) was compiled with the LIST compiler option, which generated the object code listing shown in [Figure 131 on page 286](#).

```

* STATEMENT NUMBER 15
0003A2 58 B0 D 0C8 L 11,200(0,13)
0003A6 58 40 B 004 L 4,4(0,11)
0003AA 58 90 3 0B4 L 9,180(0,3)
0003AE 5C 00 4 004 M 0,4(0,4)
0003B2 58 70 3 004 L 7,212(0,3)
0003B6 5C 60 4 004 M 6,4(0,4)
0003BA 58 00 D 0C0 L 8,192(0,13)
0003BE 58 60 B 000 L 6,0(0,11)
0003C2 5F 60 4 000 SL 6,0(0,4)
0003C6 58 E7 6 000 L 14,V0..ARRAY1(7)
0003CA 0E E9 0 020 SRDA 14,32
0003CE 50 E0 8 000 D 14,DIVISOR
0003D2 50 F9 6 000 ST 15,V0..ARRAY1(9)

```

Figure 131. Object code listing from example PL/I for MVS & VM routine

[Figure 132 on page 287](#) shows the Language Environment dump for routine SAMPLE.

```
CEE3DMP V1 R12.0: PLIDUMP called from error ON-unit
ASID: 003E Job ID: JOB29826 Job name: LEDGSM3 Step name: GO UserID: HEALY 05/23/10 1:58:02 PM Page: 1

CEE3B45I CEEEDUMP Processing started.
PLIDUMP was called from statement number 4 at offset +000000D6 from ERR ON-unit with entry address 2090022C

Information for enclave SAMPLE
Information for thread 8000000000000000

Traceback:
DSA Entry E Offset Statement Load Mod Program Unit Service Status
1 CEEKMMRA +0000001C CEEPLPKA CEEKMMRA D1908 Call
2 IBMRKDM +000000C2 IBMRREV10 IBMRKDM Call
3 ERR ON-unit+000000D6 4 SAMPLE IBMRKDM Call
4 IBMRERPL +00000065A SAMPLE IBMRERPL Call
5 CEEEV010 +0000013A IBMRREV10 CEEEV010 Call
6 CEEHDSF +00001700 CEEPLPKA CEEHDSF D1908 Call
7 SUB1 +000000EE 15 SAMPLE SAMPLE Exception
8 SAMPLE +00000154 11 SAMPLE SAMPLE Call
9 IBMRPMA +0000051E IBMRREV10 IBMRPMA Call
10 CEEEV010 +00000310 IBMRREV10 CEEEV010 Call
11 CEEBEXT +000001B6 CEEPLPKA CEEBEXT D1908 Call

DSA DSA Addr E Addr PU Addr PU Offset Comp Date Compile Attributes
1 20B45A68 209F0420 209F0420 +0000001C 20061214 CEL
2 00025670 20B1C0A0 20B1C0A0 +000000C2 +00000000 OS PL/I
3 20B45A68 2090022C 20900000 +000000B2 +00000000 OS PL/I
4 20B45708 00019F50 00019F50 +00000065A 20061213 LIBRARY
5 20B45680 20B02998 20B02998 +0000013A 20061213 LIBRARY
6 20B42560 209BF608 209BF608 +00001700 20061215 CEL
7 20B42460 20903030 20903030 +000003C2 +00000000 OS PL/I
8 20B42330 20900008 20900000 +0000015C +00000000 OS PL/I
9 20B42178 00020100 00020100 +0000051E 20061214 LIBRARY
10 20B420F0 20B02998 20B02998 +00000310 20061213 LIBRARY
11 20B42030 2090D088 2090D088 +000001B6 20061215 CEL

Condition Information for Active Routines
Condition Information for SAMPLE (DSA address 20B42460)
CIB Address: 20B42E80
Current Condition:
IBW02015 A prior condition was promoted to the ERROR condition.
Original Condition:
CEE3209S The system detected a fixed-point divide exception (System Completion Code=0C9).
Location:
Program Unit: SAMPLE Entry: SUB1 Statement: 15 Offset: +000000EE
Machine State:
ILC.....0004 Interruption Code.....0009
PSW.....07D2E09 A090452

GPR0..... 00000000 20B42560 GPR1..... 00000000 20B42538 GPR2..... 00000000 A09003E4 GPR3..... 00000000 209004A8
GPR4..... 00000000 209005C4 GPR5..... 00000000 20B42330 GPR6..... 00000000 20B420B0 GPR7..... 00000000 00000000
GPR8..... 00000000 20B42400 GPR9..... 00000000 00000000 GPR10..... 00000000 20B420B0 GPR11..... 00000000 20B423F8
GPR12..... 00000000 2090E9C0 GPR13..... 00000000 20B42460 GPR14..... 00000000 00000000 GPR15..... 00000000 00000003
```

Figure 132. Language Environment dump from example PL/I for MVS & VM routine (Part 1 of 3)

```
Storage dump near condition, beginning at location: 2090043E
+000000 2090043E 50600000 5F604000 50E76000 8EE00020 5DE00000 50F96000 41E000D8 50E0312C [...^...X*....)...69-....Q6...|
GREG STORAGE:
Storage around GPR0 (20B42560)
+0000 20B42540 20909D00 A09055C 00409000 00020004 000FF4E8 20900650 00010000 00025470 |.....*. ....4Y..0.....|
+0000 20B42540 0000CE1 20B42460 20B45680 A09C083A A0002908 00000020 2090B2E8 20B42E80 |.....|.....q.....V.....|
+0000 20B42580 20B42330 209C3C94 FFFFFFF2 00000001 00000007 A09C0542 20B4455E 20B4355F |.....m.....^.....^|

Control Blocks for Active Routines:

DSA for ERR ON-unit: 20B45940
+000000 FLAG5..... C25 member..... 4040 BKC..... 20B45708 FWC..... 40404040 R14..... A0900304
+000010 R15..... A0B1C0A0 R0..... 20B45A68 R1..... 209005A8 R2..... A09002B8 R3..... 209004A8
+000024 R4..... 00000064 R5..... 00000000 R6..... 20B459F8 R7..... 20B457F0 R8..... 20B45A30
+000038 R9..... 20B45A60 R10..... 00000000 R11..... 0001AFAF R12..... 000940C7 reserved. 00025670
+00004C NAB..... 20B45A60 PNA8..... 00000000 reserved. 40404040 00000000 reserved. 20B459F8
+000064 reserved. 40404040 reserved. 40404040 MODE..... 40404040 reserved. 20B459F8
+000078 reserved. 40404040 reserved. 40404040

Dynamic save area (ERR ON-unit): 20B45940
+000000 20B45940 CC254040 20B45708 40404040 A0900304 A0B1C0A0 20B45A68 209005A8 A09002B8 |.....|.....y.....|
+000020 20B45960 209004A8 00000064 00000000 20B459F8 20B457F0 20B45A30 20B45A60 00000000 |.....8.....|.....|
+000040 20B45980 0001AFAF 00025670 00025670 20B45A68 20B45A68 209005A8 209005A8 |...|OR G.....|.....j.....|
+000060 20B459A0 40404040 40404040 40404040 40404040 20B459F8 20900220 40404040 40404040 |.....|.....q.....V.....|
+000080 20B459C0 20B42E80 00025470 A0B1120A A0B11190 20B42560 20B45708 00025470 A0B11190 |.....|.....Q.....|
+0000A0 20B459E0 209C3C94 20B42E80 00025470 20B42E80 2090E880 00016038 00010027 20B1218F |.....m.....Y.....|
+0000C0 20B45A00 20909C00 40404040 40404040 40404040 40404040 40404040 40404040 |.....Z.....|.....|
+0000E0 20B45A20 40404040 40404040 40404040 40404040 E3C2C340 20B45A30 00030000 07D3C9C4 |.....TBC.....|.....|
+000100 20B45A40 E4D04740 83B19393 85A44086 99969448 85999996 99400605 60A49589 A32C0000 |.....|.....|.....|
+000120 20B45A60 20B45A3C 00210000 0000F3C3 00025670 20B45F60 A09F0C3E A09E5B8 00000000 |.....|.....3C.....^.....|
Static for procedure SAMPLE Timesamp: 27 FEB 07 13:57:59
Starting from: 209004A8
+000000 209004A8 E0000354 20900088 20900130 20900166 2090022C 20900288 20900360 209003E4 |.....h.....|.....U|
+000020 209004C8 209003E4 209001E4 20900C78 20900C60 20900C40 20900C30 20900C18 |.....J.....|.....|
+000040 209004E8 20900C00 20901BFB 20901B80 20900B88 20901B8C 20901B80 20900B80 20900B88 |.....8.....Y.....H.....|
+000060 20900508 B4000A00 20000002 1F800000 00000000 2090050C 000F0000 00000000 00000000 |.....%.....8.....|.....|
+000080 20900528 209005C0 209005F8 00000000 00000000 00000000 00030000 00000000 00210000 |.....|.....j.....|
+0000A0 20900548 20900629 000D0000 20900636 00000000 91E091E0 00000001 00000003 00000005 |.....|.....|.....|
+0000C0 20900568 00000000 00000004 00000000 00000003 00000001 00000002 20900838 20900838 |.....*.....0.....8.....|
+0000E0 20900588 20B42438 A090055C 20B42408 20B423F0 A0B423F8 20900638 00000000 A090055C |.....|.....|.....|
+000100 209005A8 20B45A34 A0B45A60 20900840 20900838 00000000 00000000 A0900658 20900638 |.....|.....|.....|
+000120 209005C8 20B42538 A090055C 20900838 00000000 A090055C E2819497 938540E2 A3819A93 |.....*.....|.....Sample Start|
+000140 209005E8 89587E3 8599A840 C7899393 81A297A8 E2819497 938540C5 95848995 87E3C2C3 |.....|.....|.....ingTery GillaasysSample EndingTBC|
+000160 20900608 07D3C9C4 E4D04740 83B19393 85A44086 99969440 85999996 60A49589 A32C0000 |.....|.....|.....PLIDUMP called from error ON-unit|
+000180 20900628 A3E2A482 F140E21C 819A3939 9587E2A4 82F140C5 95848995 87000000 00000000 |.....tSub1 StartingSub1 Ending.....|
+0001A0 20900648 0C160000 2090022C 0C960000 00000000 2090066C 20900668 209006A4 00000000 |.....|.....0.....|.....h.....|
+0001C0 20900668 00000000 85000001 2090050E 00000000 00000000 0000C160 D5E4D4C2 C5D90000 |.....e.....|.....A NUMBER.....|
+0001E0 20900688 01000001 2090050C 00000000 00000000 0007D4E8 A0D051D4 C5000000 81000101 |.....a.....|.....MY NAME.....|
+000200 209006A8 2090050E 000000C8 00000000 0000C1D5 60C1D9D9 C1E80000 20900818 00000000 |.....|.....H.....AN ARRAY.....|
+000220 209006C8 00000000 2090066C 20900688 209006A4 20900750 20900858 00000000 209006C0 |.....|.....%.....h.....u.....&.....|
+000240 209006E8 00000000 209006C0 20900704 20900720 20900738 00000000 209006C0 A5000002 |.....|.....|.....|.....|
+000260 20900708 2090050E 000000C0 00000000 0007C4C9 E5C9E2D6 D9000000 A1000002 2090050C |.....|.....|.....|.....DIVISOR.....|
+000280 20900728 000000C4 00000000 0005D5C1 D4C5F100 A1000102 2090050E 000000C0 00000000 |.....|.....D.....NAME1.....H.....|
+0002A0 20900748 00000062 000D0003 00918004 00090005 01180006 012C000C 20900360 00000144 |.....|.....|.....ARRA.....SUB1.....|
+0002C0 20900768 00000001 20900688 000001A4 2090079C 00000001 000F0002 00E30008 01210009 |.....|.....h.....u.....T.....|
+0002E0 20900788 0129000A 012F0000 01570012 01950013 01A40002 2090022C 0000012A 209007C0 |.....|.....|.....R.....u.....|
+000300 209007A8 00000062 000D0003 00918004 00090005 01180006 012C000C 20900360 00000144 |.....|.....j.....R.....|
+000320 209007C8 209007E4 000000C0 0005000E 00C3000F 00F70010 01350011 01340011 0E0E000E |.....|.....|.....u.....e.....C.....7.....|
+000340 209007E8 F2F740C6 C5C240F0 F74040F1 F37AF5F7 7AF5F940 80000117 20900000 00000000 |.....|.....27 FEB 07 13:57:59.....|

DSA for CEEHDSF: 20B42560
+000000 FLAG5..... 0000 member..... CEE1 BKC..... 20B42460 FWC..... 20B45680 R14..... A09C083A
+000010 R15..... A0B02998 R0..... 00000020 R1..... 2090B2E8 R2..... 20B42E80 R3..... 20B42330
+000024 R4..... 209C3C94 R5..... FFFFFFF2 R6..... 00000001 R7..... 00000007 R8..... A09C0542
+000038 R9..... 20B4455E R10..... 20B4355F R11..... 209BF668 R12..... 2090E9C0 reserved. 00025670
+00004C NAB..... 20B45680 PNA8..... 00000000 reserved. 20B424F0 20B424F0 reserved. 00025670
+000064 reserved. A0AF2F14 reserved. 00010280 MODE..... 000272F0 reserved. 20B4269C
+000078 reserved. 20B42590 reserved. 20900838

DSA for SUB1: 20B42460
+000000 FLAG5..... 8025 member..... 0000 BKC..... 20B42330 FWC..... 00000000 R14..... A0900452
+000010 R15..... 00000003 R0..... 20B42560 R1..... 20B42538 R2..... 00000000 R3..... A09004A8
+000024 R4..... 2090056C R5..... 20B42330 R6..... 20B42494 R7..... 00000008 R8..... 20B42400
+000038 R9..... 00000004 R10..... 20B420B0 R11..... 20B423F8 R12..... 2090E9C0 reserved. 00025290
+00004C NAB..... 20B42560 PNA8..... 20B42560 reserved. 91E091E0 00000000 reserved. 2090E880
+000064 reserved. 20B420F0 reserved. A0B02998 MODE..... 20900B78 reserved. 2090E880
+000078 reserved. 00000000 reserved. 00000000
```

Figure 133. Language Environment dump from example PL/I for MVS & VM routine (Part 2 of 3)

```

CIB for SUB1: 20B42E98
+000000 20B42E98 C3C9C240 00000000 00000000 010C0004 00000000 00000000 00030119 59C9C2D4 CIB .....IBM|
+000020 20B42EA0 00000000 20B42F90 00030C89 59C3C5C5 00000001 00000005 20B42330 A0B02998 .....i.CEE.....|
+000040 20B42EC0 00000000 20B42460 20900452 209006F9 0000000A 20B42460 00000000 00000000 .....0.....|
+000060 20B42EE0 00000000 00000000 00000000 00000000 00000000 00000000 00000000 .....|
+000080 20B42F00 -+00009F 20B42F1F ..... same as above .....|
+0000A0 20B42F20 00000000 00000000 00000000 00000000 44230000 940C3000 00000009 00000000 .....m.....|
+0000C0 20B42F40 00000000 00000000 20B42460 20B42460 2090044E 00000000 00000000 00000001 .....*.....|
+0000E0 20B42F60 20B42330 0000000A 00000004 00000000 FFFFFFFF 00000000 00000000 00000000 .....|
+000100 20B42F80 00000000 20900908 00000000 00000000 E9D4C3C8 02000001 20B42560 20B42538 .....ZMCH.....|

Dynamic save area (SUB1): 20B42460
+000000 20B42460 00250000 20B42330 00000000 A0900452 00000003 20B42560 20B42538 A09003E4 .....U|
+000020 20B42480 209004A8 209005C0 20B42330 20B42404 00000008 20B42400 00000004 20B420B0 .....y...%.....|
+000040 20B424A0 20B423F8 209009C0 00025290 20B42460 20B42560 2090044E 00000000 00000000 .....S.Z.....|
+000060 20B424C0 20B420F0 20B420F0 A0B02998 20900878 2090E880 0000020A 00000000 00000000 .....0...0...q...Y.....|
+000080 20B424E0 20AFC2D6 C9C2DAD9 D677C1C1 209005D0 000F0000 00027258 20B425B8 A0B2C18E .....01BMROPAA.....|
+0000A0 20B42500 A0AF24D0 000272F0 20B42570 000272F0 A0B2C18F 20900838 00000001 209001A8 .....9...0...0...Jy.....|
+0000C0 20B42520 20B42400 20B423F0 20B423F8 00000001 20B42538 20B420B0 20900548 209005C0 .....0...0...8.....|
+0000E0 20B42540 20900DB0 A090055C 00409000 00028004 008FF4E8 20900658 00010000 00025470 .....*.....4Y..0.....|

DSA for SAMPLE: 20B42330
+000000 FLACS.... C025 member... 0000 BKC..... 20B42178 FWC..... 00000000 R14..... A09001DE
+000010 R15..... 20900360 R0..... 20B42460 R1..... 20900590 R2..... A0900166 R3..... 209004A8
+000020 R4..... 00000005 R5..... 20B42330 R6..... 20B42408 R7..... 20B423F8 R8..... 00000001
+000030 R9..... 00000008 R10..... 20B420B0 R11..... 2090080C R12..... 2090E9C0 reserved. 00025290
+000040 NAB..... 20B42460 PNAB..... 20B42460 reserved. 01E091E0 20900648
+000060 reserved. 00000000 reserved. 00000000 MODE..... 00000000 reserved. 20B423E8
+000070 reserved. 00000000 reserved. 00000000
Dynamic save area (SAMPLE): 20B42330
+000000 20B42330 C0250000 20B42178 00000000 A09001DE 20900360 20B42460 20900590 A0900166 .....|
+000020 20B42350 209004A8 00000005 20B42330 20B42408 20B423F8 00000001 00000000 20B420B0 .....y...8.....|
+000040 20B42370 2090080C 209009C0 00025290 20B42460 20B42460 2090044E 00000000 209004A8 .....Z.....|
+000060 20B42390 00000000 00000000 00000000 00000000 20B423E8 00000200 00000000 00000000 .....Y.....|
+000080 20B423B0 20B42124 20B42128 20B4212C 20B42130 20B42138 20B42134 20B4213C 00000000 .....|
+0000A0 20B423D0 00000000 00000000 00000000 00000000 00000000 00000000 00010000 00000000 .....|
+0000C0 20B423F0 20B42414 00000000 20B42408 209005C0 00000000 00000000 00000001 00000003 .....%.....|
+0000E0 20B42410 00000005 E38599A8 40C78993 9381A297 A0000000 00000000 00000000 00000000 .....Tery Gillasp.....|
+000100 20B42430 20B42438 00000000 20900518 209005D0 00000000 A090055C 00409000 00028004 .....|
+000120 20B42450 00000000 00000000 00010000 00025470 80250000 20B42330 00000000 A0900452 .....|

```

Figure 134. Language Environment dump from example PL/I for MVS & VM routine (Part 3 of 3)

To understand the dump information and debug this routine, use the following steps:

1. Notice the title of the dump: PLIDUMP called from error ON-unit. This was the title specified when PLIDUMP was invoked, and it indicates that the ERROR condition was raised and PLIDUMP was called from within the ERROR ON-unit.

2. Locate the messages in the Condition Information section of the dump.

There are two messages. The current condition message indicates that a prior condition was promoted to the ERROR condition. The promotion of a condition occurs when the original condition is left unhandled (no PL/I for MVS & VM ON-units are assigned to gain control). The original condition message is

CEE3209S. The system detected a Fixed Point divide exception.

The original condition usually indicates the actual problem. For more information about this message, see [Language Environment runtime messages in z/OS Language Environment Runtime Messages](#).

3. In the traceback section, note the sequence of calls in the call chain. SAMPLE called SUB1 at statement 11, and SUB1 raised an exception at statement 15, PU offset X'3CE'.

4. Find the statement in the listing for SUB1 that raised the ZERODIVIDE condition. If SUB1 was compiled with GOSTMT and SOURCE, find statement 15 in the source listing.

Since the object listing was generated in this example, you can also locate the actual assembler instruction causing the exception at offset X'3CE' in the object listing for this routine, shown in [Figure 131](#) on page 286. Either method shows that *divisor* was used as the divisor in a divide operation.

5. You can see from the declaration of SUB1 that *divisor* is a parameter passed from SAMPLE. Because of linkage conventions, you can infer that register 1 in the SAMPLE save area points to a parameter list that was passed to SUB1. *divisor* is the first parameter in the list.
6. In the SAMPLE DSA, the R1 value is X'20900590'. This is the address of the parameter list, which is located in static storage.
7. Find the parameter list in the stack frame; the address of the first parameter is X'20B42400' and the value of the first parameter is X'00000000'. Thus, the exception occurred when SAMPLE passed a 0 value used as a divisor in subroutine SUB1.

Chapter 8. Debugging Enterprise PL/I routines

This topic contains information that can help you debug applications that contain one or more Enterprise PL/I routines. Following a discussion about potential errors in Enterprise PL/I routines, the first part of this information discusses how to use compiler-generated listings to obtain information about Enterprise PL/I routines, and how to use PLIDUMP to generate a Language Environment dump of an Enterprise PL/I routine. The last part of the chapter provides examples of Enterprise PL/I routines and explains how to debug them using information contained in the traceback information provided in the dump.

Determining the source of errors in Enterprise PL/I routines

Most errors in Enterprise PL/I routines can be identified by the information provided in Enterprise PL/I runtime messages, which begin with the prefix IBM. For a list of these messages, see [PL/I runtime messages](#) in *z/OS Language Environment Runtime Messages*.

A malfunction in running an Enterprise PL/I routine can be caused by:

- Logic errors in the source routine
- Invalid use of Enterprise PL/I
- Unforeseen errors
- Invalid input data
- Compiler or runtime routine malfunction
- System malfunction
- Unidentified routine malfunction
- Overlaid storage

Logic errors in the source routine

Errors of this type are often difficult to detect because they often appear as compiler or library malfunctions. Some common errors in source routines are:

- Incorrect conversion from arithmetic data
- Incorrect arithmetic and string manipulation operations
- Unmatched data lists and format lists

Invalid use of Enterprise PL/I

A misunderstanding of the language or a failure to provide the correct environment for using Enterprise PL/I can result in an apparent malfunction of an Enterprise PL/I routine. Any of the following, for example, might cause a malfunction:

- Using uninitialized variables
- Using controlled variables that have not been allocated
- Reading records into incorrect structures
- Misusing array subscripts
- Misusing pointer variables
- Incorrect conversion
- Incorrect arithmetic operations
- Incorrect string manipulation operations

Unforeseen errors

If an error is detected during run time and no ON-unit is provided in the routine to terminate the run or attempt recovery, the job terminates abnormally. However, the status of a routine at the point where the error occurred can be recorded by using an ERROR ON-unit that contains the following statements. ON ERROR SYSTEM ensures that further errors do not result in a permanent loop.

```
ON ERROR
BEGIN;
ON ERROR SYSTEM;
CALL PLIDUMP;          /*generates a dump*/
PUT DATA;             /*displays variables*/
END;
```

Invalid input data

A routine should contain checks to ensure that any incorrect input data is detected before it can cause the routine to malfunction. Use the COPY option of the GET statement to check values obtained by stream-oriented input. The values are listed on the file named in the COPY option. If no file name is given, SYSPRINT is assumed.

Compiler or runtime routine malfunction

If you are certain that the malfunction is caused by a compiler or runtime routine error, you can either open a PMR or submit an APAR for the error. Meanwhile, you can try an alternative way to perform the operation that is causing the trouble. A bypass is often feasible, since the Enterprise PL/I language frequently provides an alternative method of performing operations.

System malfunction

System malfunctions include machine malfunctions and operating system errors. System messages identify these malfunctions and errors to the operator.

Unidentified routine malfunction

In most circumstances, an unidentified routine malfunction does not occur when using the compiler. If your routine terminates abnormally without an accompanying Language Environment runtime diagnostic message, the error causing the termination might also be inhibiting the production of a message. Check for the following:

- Your job control statements might be in error, particularly in defining data sets.
- Your routine might overwrite main storage areas containing executable instructions. This can happen if you have accidentally:
 - Assigned a value to a nonexistent array element. For example:

```
DCL ARRAY(10);
  ⋮
DO I = 1 TO 100;
  ARRAY(I) = VALUE;
```

To detect this type of error in a compiled module, set the SUBSCRIPTRANGE condition so that each attempt to access an element outside the declared range of subscript values raises the SUBSCRIPTRANGE condition. If there is no ON-unit for this condition, a diagnostic message is printed and the ERROR condition is raised. This facility, though expensive in run time and storage space, is a valuable routine-testing aid.

- Used an incorrect locator value for a locator (pointer or offset) variable. This type of error can occur if a locator value is obtained by means of record-oriented transmission. Ensure that locator values

created in one routine, transmitted to a data set, and subsequently retrieved for use in another routine, are valid for use in the second routine.

- Attempted to free a nonbased variable. This can happen when you free a based variable after its qualifying pointer value has been changed. For example:

```
DCL A STATIC,B BASED (P);  
ALLOCATE B;  
P = ADDR(A);  
FREE B;
```

- Used the SUBSTR pseudovalue to assign a string to a location beyond the end of the target string. For example:

```
DCL X CHAR(3);  
I=3  
SUBSTR(X,2,I) = 'ABC';
```

To detect this type of error, enable the STRINGRANGE condition during compilation.

Storage overlay problems

If you suspect an error in your Enterprise PL/I application is a storage overlay problem, check for the following:

1. The use of a subscript outside the declared bounds (check the SUBSCRIPTRANGE condition)
2. An attempt to assign a string to a target with an insufficient maximum length (check the STRINGSIZE condition)
3. The failure of the arguments to a SUBSTR reference to comply with the rules described for the SUBSTR built-in function (check the STRINGRANGE condition)
4. The loss of significant last high-order (left-most) binary or decimal digits during assignment to an intermediate result or variable or during an input/output operation (check the SIZE condition)
5. The reading of a variable-length file into a variable
6. The misuse of a pointer variable
7. The invocation of a Language Environment callable service with fewer arguments than are required

The first four situations are associated with the listed Enterprise PL/I conditions, all of which are disabled by default. If you suspect one of these problems exists in your routine, use the appropriate condition prefix on the suspected statement or on the BEGIN or PROCEDURE statement of the containing block.

The fifth situation occurs when you read a data record into a variable that is too small. This type of problem only happens with variable-length files. You can often isolate the problem by examining the data in the file information and buffer.

The sixth situation occurs when you misuse a pointer variable. This type of storage overlay is particularly difficult to isolate. There are a number of ways pointer variables can be misused:

- When a READ statement runs with the SET option, a value is placed in a pointer. If you then run a WRITE statement or another READ SET option with another pointer, you overlay your storage if you try to use the original pointer.
- When you try to use a pointer to allocate storage that has already been freed, you can also cause a storage overlay.
- When you attempt to use a pointer set with the ADDR built-in function as a base for data with different attributes, you can cause a storage overlay.

The seventh situation occurs when a Language Environment callable service is passed fewer arguments than its interface requires. The following example might cause a storage overlay because Language Environment assumes that the fourth item in the argument list is the address of a feedback code, when in reality it could be residue data pointing anywhere in storage.

Invalid calls	Valid calls
DCL CEEDATE ENTRY OPTIONS(ASM); CALL CEEDATE(x,y,z); /* invalid */	DCL CEEDATE ENTRY(*,*,*,* OPTIONAL) OPTIONS(ASM); CALL CEEDATE(x,y,z,*); /* valid */ CALL CEEDATE(x,y,z,fc); /* valid */

Using Enterprise PL/I compiler listings

The following sections explain how to generate listings that contain information about your routine. Enterprise PL/I listings show machine instructions, constants, and external or internal addresses that the linkage editor resolves. This information can help you find other information, such as variable values, in a dump of an Enterprise PL/I routine.

Note: Enterprise PL/I shares a common compiler back-end with C/C++. The Enterprise PL/I assembler listing will, consequently, have a similar form to those from the XL C/C++ compiler.

The compiler listings are from the Enterprise PL/I product.

Generating Enterprise PL/I listings and maps

Table 48 on page 292 shows compiler-generated listings that you might find helpful when you use information in dumps to debug Enterprise PL/I routines.

Table 48. Compiler-generated PL/I listings and their contents		
Name	Contents	Compiler option
Source program	Source program statements	SOURCE
Cross reference	Cross reference of names with attributes	XREF and ATTRIBUTES
Aggregate table	Names and layouts of structures and arrays	AGGREGATE
Variable map	Offsets of automatic and static internal variables (from their defining base)	MAP
Object code	Contents of the program control section in hexadecimal notation and translated into a pseudo-assembler format.	LIST
Variable map, object code, static storage	Same as MAP and LIST options above, plus contents of static internal and static external control sections in hexadecimal notation with comments	MAP and LIST

Finding information in Enterprise PL/I listings

Figure 135 on page 293 shows the first two pages of an example Enterprise PL/I routine that was compiled with the LIST, MAP and SOURCE options.

```

5655-H31  IBM(R) Enterprise PL/I for z/OS      V3.R6.M0 (Built:20070119)
              Options Specified
Install:
Command: s
Line.File Process Statements
      1.0  *PROCESS SOURCE LIST MAP;
Install:

5655-H31  IBM(R) Enterprise PL/I for z/OS
Compiler Source
Line.File
      2.0
      3.0      EXAMPLE: PROC OPTIONS(MAIN);
      4.0      DCL EXTR ENTRY EXTERNAL;
      5.0      DCL A FIXED BIN(31);
      6.0      DCL B(2,2)  FIXED BIN(31) STATIC EXTERNAL INIT((4)0);
      7.0      DCL C CHAR(20) STATIC INIT('SAMPLE CONSTANT');
      8.0      DCL D FIXED BIN(31) STATIC;
      9.0      DCL E FIXED BIN(31);
     10.0      FETCH EXTR;
     11.0      CALL EXTR(A,B,C,D,E);
     12.0      DISPLAY(C);
     13.0      END;

```

Figure 135. Enterprise PL/I routine compiled with LIST, MAP, and SOURCE

Figure 136 on page 294 shows the output generated by the LIST and MAP options for this routine, including the pseudo-assembly listing, the external symbol dictionary and reference, the storage offset listing and the static and automatic storage maps. The sections following this example describe the contents of each type of listing.

OFFSET	OBJECT	CODE	LINE#	FILE#	P S E U D O	A S S E M B L Y	L I S T I N G
Timestamp and Version Information							
000000	F2F0	F0F7				=C'2007'	Compiled Year
000004	F0F2	F0F1				=C'0201'	Compiled Date MMDD
000008	F1F5	F3F2	F5F0			=C'153250'	Compiled Time HHMMSS
00000E	F0F3	F0F6	F0F0			=C'030600'	Compiler Version
000014	002C	****				Service String	20070122
Timestamp and Version End							
5655-H31 IBM(R) Enterprise PL/I for z/OS : EXAMPLE							
OFFSET	OBJECT	CODE	LINE#	FILE#	P S E U D O	A S S E M B L Y	L I S T I N G
000000			000003		EXAMPLE	DS	0D
000000	47F0	F024	000003			B	36(,r15)
000004	01C3C5C5						CEE eyecatcher
000008	000000C8						DSA size
00000C	00000180						=A(PPA1-EXAMPLE)
000010	47F0	F001	000003			B	1(,r15)
000014	58F0	C31C	000003			L	r15,796(,r12)
000018	184E		000003			LR	r4,r14
00001A	05EF		000003			BALR	r14,r15
00001C	00000000						=F'0'
000020	A7F4	000C	000003			J	*+24
000024	90E8	D00C	000003			STM	r14,r8,12(r13)
000028	58E0	D04C	000003			L	r14,76(,r13)
00002C	4100	E0C8	000003			LA	r0,200(,r14)
000030	5500	C314	000003			CL	r0,788(,r12)
000034	A724	FFF0	000003			JH	*-32
000038	58F0	C280	000003			L	r15,640(,r12)
00003C	90F0	E048	000003			STM	r15,r0,72(r14)
000040	9210	E000	000003			MVI	0(r14),16
000044	50D0	E004	000003			ST	r13,4(,r14)
000048	18DE		000003			LR	r13,r14
00004A	C030	0000	000003			LARL	r3,F'138'
000050				008A	End of Prolog		
000050	5860	3002	000000			L	r6,=A(EXAMPLE2)(,r3,2)
000054	C070	0000	0092	000000		LARL	r7,F'146'
00005A	4110	6008	000003			LA	r1,EXTR(,r6,8)
00005E	4100	0000	000003			LA	r0,0
000062	5000	1000	000003			ST	r0,_shadow3(,r1,0)
000066	4110	6008	000010			LA	r1,EXTR(,r6,8)
00006A	5800	1000	000010			L	r0,_shadow2(,r1,0)
00006E	1200		000010			LTR	r0,r0
000070	A774	0012	000010			JNE	@1L2
000074	4100	6018	000010			LA	r0,_Dsc_000002(,r6,24)
000078	4120	6008	000010			LA	r2,EXTR(,r6,8)
00007C	58F0	3006	000010			L	r15,=V(IBMQFRG)(,r3,6)
000080	4110	D098	000010			LA	r1,#MX_TEMP1(,r13,152)
000084	5020	D098	000010			ST	r2,#MX_TEMP1(,r13,152)
000088	1827		000010			LR	r2,r7
00008A	5020	D09C	000010			ST	r2,#MX_TEMP1(,r13,156)
00008E	5000	D0A0	000010			ST	r0,#MX_TEMP1(,r13,160)
000092	05EF		000010			BALR	r14,r15
000094			000010		@1L2	DS	0H
000094	5800	300A	000011			L	r0,=A(B)(,r3,10)
000098	5000	D0C0	000011			ST	r0,192(,r13)
00009C	4100	6040	000011			LA	r0,_Dsc_000005(,r6,64)
0000A0	5000	D0C4	000011			ST	r0,196(,r13)
0000A4	4100	6028	000011			LA	r0,C(,r6,40)
0000A8	5000	D0B8	000011			ST	r0,184(,r13)
0000AC	4110	6004	000011			LA	r1,_Dsc_000003(,r6,4)
0000B0	5800	1000	000011			L	r0,_shadow1(,r1,0)
0000B4	5000	D0BC	000011			ST	r0,_temp1(,r13,188)
0000B8	4110	6008	000011			LA	r1,EXTR(,r6,8)
0000BC	5800	1000	000011			L	r0,_shadow2(,r1,0)
0000C0	1200		000011			LTR	r0,r0

Figure 136. Compiler-generated listings from example Enterprise PL/I routine (Part 1 of 4)

5655-H31 IBM(R) Enterprise PL/I for z/OS				: EXAMPLE		
OFFSET	OBJECT	CODE	LINE#	FILE#	P S E U D O	A S S E M B L Y L I S T I N G
0000C2	A774	0012	000011		JNE	@1L3
0000C6	4100	6018	000011		LA	r0,_Dsc_000002(,r6,24)
0000CA	4120	6008	000011		LA	r2,EXTR(,r6,8)
0000CE	58F0	3006	000011		L	r15,=V(IBMQFRG)(,r3,6)
0000D2	4110	D098	000011		LA	r1,#MX_TEMP1(,r13,152)
0000D6	5020	D098	000011		ST	r2,#MX_TEMP1(,r13,152)
0000DA	1827		000011		LR	r2,r7
0000DC	5020	D09C	000011		ST	r2,#MX_TEMP1(,r13,156)
0000E0	5000	D0A0	000011		ST	r0,#MX_TEMP1(,r13,160)
0000E4	05EF		000011		BALR	r14,r15
0000E6			000011	@1L3	DS	0H
0000E6	4110	6008	000011		LA	r1,EXTR(,r6,8)
0000EA	58F0	1000	000011		L	r15,_shadow2(,r1,0)
0000EE	4100	D0B4	000011		LA	r0,E(,r13,180)
0000F2	1826		000011		LR	r2,r6
0000F4	4140	D0B8	000011		LA	r4,_temp1(,r13,184)
0000F8	4150	D0C0	000011		LA	r5,_temp2(,r13,192)
0000FC	4180	D0B0	000011		LA	r0,A(,r13,176)
000100	4110	D098	000011		LA	r1,#MX_TEMP1(,r13,152)
000104	5080	D098	000011		ST	r8,#MX_TEMP1(,r13,152)
000108	5050	D09C	000011		ST	r5,#MX_TEMP1(,r13,156)
00010C	5040	D0A0	000011		ST	r4,#MX_TEMP1(,r13,160)
000110	5020	D0A4	000011		ST	r2,#MX_TEMP1(,r13,164)
000114	5000	D0A8	000011		ST	r0,#MX_TEMP1(,r13,168)
000118	05EF		000011		BALR	r14,r15
00011A	4120	6010	000012		LA	r2,_Dsc_000001(,r6,16)
00011E	4100	6020	000012		LA	r0,_Dsc_000004(,r6,32)
000122	4140	6028	000012		LA	r4,C(,r6,40)
000126	58F0	300E	000012		L	r15,=V(IBMQJDSB)(,r3,14)
00012A	4110	D098	000012		LA	r1,#MX_TEMP1(,r13,152)
00012E	5040	D098	000012		ST	r4,#MX_TEMP1(,r13,152)
000132	5000	D09C	000012		ST	r0,#MX_TEMP1(,r13,156)
000136	4100	0000	000012		LA	r0,0
00013A	5000	D0A0	000012		ST	r0,#MX_TEMP1(,r13,160)
00013E	5020	D0A4	000012		ST	r2,#MX_TEMP1(,r13,164)
000142	5000	D0A8	000012		ST	r0,#MX_TEMP1(,r13,168)
000146	05EF		000012		BALR	r14,r15
000148			000013	@1L1	DS	0H
000148	58F0	3012	000013		L	r15,=V(IBMQEFSH)(,r3,18)
00014C	05EF		000013		BALR	r14,r15
00014E			000013	@1L4	DS	0H
00014E				Start of Epilog		
00014E	58D0	D004	000013		L	r13,4(,r13)
000152	58E0	D00C	000013		L	r14,12(,r13)
000156	9828	D01C	000013		LM	r2,r8,28(r13)
00015A	051E		000013		BALR	r1,r14
00015C	0707		000013		NOPR	7
00015E	0000					
000160				Start of Literals		
000160	00000000				=A(EXAMPLE2)	
000164	00000000				=V(IBMQFRG)	
000168	00000000				=A(B)	
00016C	00000000				=V(IBMQJDSB)	
5655-H31 IBM(R) Enterprise PL/I for z/OS				: EXAMPLE		
OFFSET	OBJECT	CODE	LINE#	FILE#	P S E U D O	A S S E M B L Y L I S T I N G
000170	00000000					=V(IBMQEFSH)
000174				End of Literals		

Figure 137. Compiler-generated listings from example Enterprise PL/I routine (Part 2 of 4)

```

*** General purpose registers used: 111111110001111
*** Floating point registers used: 1111111100000000
*** Size of register spill area: 512(max) 0(used)
*** Size of dynamic storage: 200
*** Size of executable code: 350
*** CSECT Offset: 72 : 0x48

0001BC 0000 0000

Constant Area
000000 0004C5E7 E3D9 |..EXTR |
5655-H31 IBM(R) Enterprise PL/I for z/OS

OFFSET OBJECT CODE LINE# FILE# P S E U D O A S S E M B L Y L I S T I N G

PPA1: Entry Point Constants
000000 1CCEA166 =F'483303782' Flags
000004 000001C8 =A(PPA2-EXAMPLE)
000008 00000000 =F'0' No PPA3
00000C 00000000 =F'0' No EPD
000010 0FE00000 =F'-2097152' Register save mask
000014 00000000 =F'0' Member flags
000018 90 =AL1(144) Flags
000019 000000 =AL3(0) Callee's DSA use/8
00001C 0040 =H'64' Flags
00001E 0012 =H'18' Offset/2 to CDL
000020 00000000 =F'0' State variable location
000024 500000AF =F'1342177455' CDL function length/2
000028 FFFFFE80 =F'-384' CDL function EP offset
00002C 38280000 =F'942145536' CDL prolog
000030 400800A7 =F'1074266279' CDL epilog
000034 00000000 =F'0' CDL end
000038 0007 **** AL2(7),C'EXAMPLE'

PPA1 End

PPA2: Compile Unit Block
000000 0B00 3203 =F'184562179' Flags
000004 FFFF FDF0 =A(CEESTART-PPA2)
000008 0000 0000 =F'0' No PPA4
00000C FFFF FDF0 =A(TIMESTAMP-PPA2)
000010 0000 0000 =F'0' No primary
000014 0200 0000 =F'33554432' Flags

PPA2 End
5655-H31 IBM(R) Enterprise PL/I for z/OS

E X T E R N A L S Y M B O L D I C T I O N A R Y

NAME TYPE ID ADDR LENGTH NAME TYPE ID ADDR LENGTH
EXAMPLE1 SD 1 000000 000228 EXAMPLE2 SD 2 000000 00005C
@EXAMPLE SD 3 000000 000004 B SD 4 000000 000010
EXAMPLE LD 0 000048 000001 CEESG011 ER 5 000000
IBMQFRG ER 6 000000 IBMQJDSB ER 7 000000
IBMQEFSH ER 8 000000 CEESTART ER 9 000000
CEEMAIN SD 10 000000 00000C IBMPINPL ER 11 000000
EXAMPLE ER 12 000000
5655-H31 IBM(R) Enterprise PL/I for z/OS

E X T E R N A L S Y M B O L C R O S S R E F E R E N C E

ORIGINAL NAME EXTERNAL SYMBOL NAME
EXAMPLE1 EXAMPLE1
EXAMPLE2 EXAMPLE2
EXAMPLE @EXAMPLE
B B
EXAMPLE EXAMPLE
CEESG011 CEESG011
IBMQFRG IBMQFRG
IBMQJDSB IBMQJDSB
IBMQEFSH IBMQEFSH
CEESTART CEESTART
CEEMAIN CEEMAIN
IBMPINPL IBMPINPL

```

Figure 138. Compiler-generated listings from example Enterprise PL/I routine (Part 3 of 4)

```

5655-H31  IBM(R) Enterprise PL/I for z/OS

          * * * * *  S T O R A G E   O F F S E T   L I S T I N G   * * * * *

IDENTIFIER      DEFINITION      ATTRIBUTES
<SEQNBR>-<FILE NO="":<FILE LINE="">

A              1-0:5            Class = automatic,           Location = 176 : 0xB0(r13),           Length = 4
B              1-0:6            Class = external definition, Location = CSECT B,                 Length = 16
C              1-0:7            Class = static,              Location = 40 : 0x28 + CSECT EXAMPLE2, Length = 20
D              1-0:8            Class = static,              Location = 0 : 0x0 + CSECT EXAMPLE2, Length = 4
E              1-0:9            Class = automatic,           Location = 180 : 0xB4(r13),           Length = 4
EXTR          1-0:4            Class = static,              Location = 8 : 0x8 + CSECT EXAMPLE2,   Length = 8

          * * * * *  E N D   O F   S T O R A G   O F F S E T   L I S T I N G   * * * * *
5655-H31  IBM(R) Enterprise PL/I for z/OS

          * * * * *  S T A T I C       M A P       * * * * *

OFFSET (HEX)    LENGTH (HEX)    NAME
      0          4              D
      4          4              _Dsc_000003
      8          8              EXTR-
     10          8              _Dsc_000001
     18          8              _Dsc_000002
     20          8              _Dsc_000004
     28         14              C
     40         1C              _Dsc_000005

          * * * * *  E N D   O F       S T A T I C       M A P       * * * * *
5655-H31  IBM(R) Enterprise PL/I for z/OS

          * * * * *  A U T O M A T I C   M A P   * * * * *

Block name: EXAMPLE

OFFSET (HEX)    LENGTH (HEX)    NAME
      98        18              #MX_TEMP1
      B0         4              A
      B4         4              E
      B8         8              _temp1
      C0         8              _temp2

          * * * * *  E N D       O F       A U T O M A T I C   M A P   * * * * *

```

Figure 139. Compiler-generated listings from example Enterprise PL/I routine (Part 4 of 4)

Pseudo assembly listing

The pseudo assembly listing consists of the machine instructions and a translation of these instructions into a form that resembles assembler code. This listing always starts with a small section of non-executable data that records the date and time when the object was produced as well as the version of the compiler used to produce the object. This section ends with a service string which in the listing is followed by the build date for the compiler back-end that generated this part of the listing (and this date may be different from the build date for the compiler front-end that generated the first pages of the listing).

The majority of the pseudo assembly listing consists of the object code arranged in columns that specify for each instructions:

- Its offset.
- the instruction in object code format.
- Its associated line number.
- Its associated file number if non-zero (for example, if from an include file).
- the instruction in mnemonic format.

External symbol dictionary

The external symbol dictionary lists all the external symbols generated for this compilation. For each symbol, it also lists its linkage type and size (in hex).

External symbol cross reference

The external symbol dictionary cross reference shows for each external symbol the name that will be visible externally to the linker.

Storage offset listing

Each line of the storage offset listing contains the following information for each user variable:

- Its name.
- the number of the block in which it was declared.
- the number of the file in which it was declared.
- the number of the line in which it was declared.
- Its class (automatic, static, etc).
- Its location (as appropriate for its class).
- Its byte length in decimal.

This list is sorted by block number and then by name within each block.

Static map

Each line of the static storage map contains the following information for each internal static variable:

- Its hexadecimal offset.
- Its byte length in hex.
- Its name.

This list is sorted by the offset of the variables in static. This list of variables may also include compiler-generated variables.

Automatic map

Each line of the automatic storage map contains the following information, grouped by named block, for each automatic variable in that block:

- Its hexadecimal offset.
- Its byte length in hex.
- Its name.

These lists are sorted by the offset of the variables in automatic for each block. These lists of variables may also include compiler-generated variables.

Generating a Language Environment dump of an Enterprise PL/I routine

To generate a dump of an Enterprise PL/I routine, you can call either the Language Environment callable service CEE3DMP or PLIDUMP. For information about calling CEE3DMP, see [“Generating a Language Environment dump with CEE3DMP”](#) on page 35.

PLIDUMP syntax and options

PLIDUMP calls intermediate Enterprise PL/I library routines, which convert most PLIDUMP options to CEE3DMP options. The following list contains PLIDUMP options and the corresponding CEE3DMP option, if applicable. Some PLIDUMP options do not have corresponding CEE3DMP options, but continue to function as Enterprise PL/I default options. The list following the syntax diagram provides a description of those options.

PLIDUMP conforms to National Language Support standards. PLIDUMP can supply information across multiple Language Environment enclaves. If an application running in one enclave fetches a main procedure (an action that creates another enclave), PLIDUMP contains information about both procedures. The syntax and options for PLIDUMP are shown as follows.

Syntax

►► PLIDUMP — (— *char.-string-exp 1* — , — *char.-string-exp 2* —) ►►

char.-string-exp 1

A dump options character string consisting of one or more of the following values. T, F, C, and A are the default options.

A

All. Results in a dump of all tasks including the ones in the WAIT state.

B

BLOCKS (Enterprise PL/I hexadecimal dump). Dumps the control blocks used in Language Environment and member language libraries. For Enterprise PL/I, this includes the DSA for every routine on the call chain and Enterprise PL/I "global" control blocks, such as Tasking Implementation Appendage (TIA), Task Communication Area (TCA), and the PL/I Tasking Control Block (PTCB). Enterprise PL/I file control blocks and file buffers are also dumped if the F option is specified.

C

Continue. The routine continues after the dump.

E

Exit. The enclave terminates after the dump. In a multitasking environment, if PLIDUMP is called from the main task, the enclave terminates after the dump. If PLIDUMP is called from a subtask, the subtask and any subsequent tasks created from the subtask terminate after the dump. In a multithreaded environment, if PLIDUMP is called from the Initial Process Thread (IPT), the enclave terminates after the dump. If PLIDUMP is called from a non-IPT, only the non-IPT terminates after the dump.

F

FILE INFORMATION. A set of attributes for all open files is given. The contents of the file buffers are displayed if the B option is specified.

H

STORAGE in hexadecimal. A SNAP dump of the region is produced. A ddname of CEESNAP must be provided to direct the CEESNAP dump report.

K

BLOCKS (when running under CICS). The Transaction Work Area is included.

Note: This option is not supported under Enterprise PL/I.

NB

NOBLOCKS.

NF

NOFILES.

NH

NOSTORAGE.

NK

NOBLOCKS (when running under CICS).

NT

NOTRACEBACK.

O

THREAD(CURRENT). Results in a dump of only the current task or current thread (the invoker of PLIDUMP).

S

Stop. The enclave terminates after the dump. In a multitasking environment, regardless of whether PLIDUMP is called from the main task or a subtask, the enclave terminates after the dump. In a multithreaded environment, regardless of whether PLIDUMP is called from the IPT or a non-IPT, the enclave terminates after the dump (in which case there is no fixed order as to which thread terminates first).

T

TRACEBACK. Includes a traceback of all routines on the call chain. The traceback shows transfers of control from either calls or exceptions. BEGIN blocks and ON-units are also control transfers and are included in the trace. The traceback extends backwards to the main program of the current thread.

char.-string-exp 2

A user-identified character string up to 80 characters long that is printed as the dump header.

PLIDUMP usage notes

If you use PLIDUMP, the following considerations apply:

- If a routine calls PLIDUMP a number of times, use a unique user-identifier for each PLIDUMP invocation. This simplifies identifying the beginning of each dump.
- In MVS or TSO, you can use ddnames of CEEDUMP, PLIDUMP, or PL1DUMP to direct dump output. If no ddname is specified, CEEDUMP is used.
- The data set defined by the PLIDUMP, PL1DUMP, or CEEDUMP DD statement should specify a logical record length (LRECL) of at least 131 to prevent dump records from wrapping.
- When you specify the H option in a call to PLIDUMP, the Enterprise PL/I library issues an OS SNAP macro to obtain a dump of virtual storage. The first invocation of PLIDUMP results in a SNAP identifier of 0. For each successive invocation, the ID is increased by one to a maximum of 256, after which the ID is reset to 0.
- Support for SNAP dumps using PLIDUMP is provided only under MVS. SNAP dumps are not produced in a CICS environment.
 - If the SNAP does not succeed, the CEE3DMP DUMP file displays the message:

```
Snap was unsuccessful
```

Failure to define a CEESNAP data set is the most likely cause of an unsuccessful CEESNAP.

- If the SNAP is successful, CEE3DMP displays the message, where *nnn* corresponds to the SNAP identifier described above. An unsuccessful SNAP does not result in an incrementation of the identifier.

```
Snap was successful; snap ID = nnn
```

- To ensure portability across system platforms, use PLIDUMP to generate a dump of your Enterprise PL/I routine.

Finding Enterprise PL/I information in a dump

The following sections discuss Enterprise PL/I-specific information located in the following sections of a Language Environment dump:

- Traceback
- Control Blocks for Active Routines
- Control Block Associated with the Thread
- File Status and Attributes

Traceback

Examine the traceback section of the dump, shown in [Figure 140 on page 301](#), for condition information about your routine and information about the statement number and address where the exception occurred.

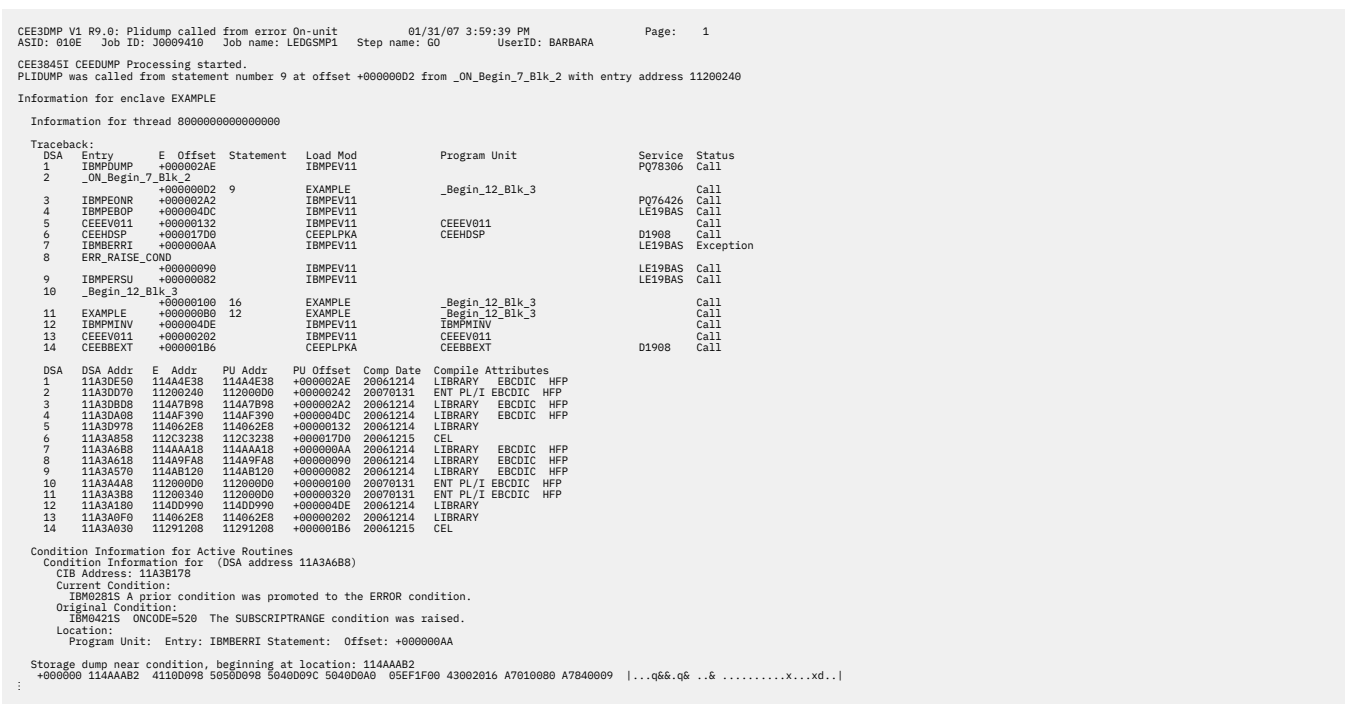


Figure 140. Traceback section of dump (Enterprise PL/I)

Condition information

If the dump was called from an ON-unit, the type of ON-unit is identified in the traceback as part of the entry information. For ON-units, the values of any relevant condition built-in functions (for example, ONCHAR and ONSOURCE for conversion errors) appear. In cases where the cause of entry into the ON-unit is not stated, usually when the ERROR ON-unit is called, the cause of entry appears in the condition information.

Statement number and address where error occurred

This information, which is the point at which the condition that caused entry to the ON-unit occurred, can be found in the traceback section of the dump. If the condition occurs in compiled code, and you compiled your routine with either GOSTMT or GONUMBER, the statement numbers appear in the dump. To identify the assembler instruction that caused the error, use the traceback information in the dump to find the program unit (PU) offset of the statement number in which the error occurred. Then find that offset and the corresponding instruction in the object code listing.

Control blocks for active routines

This section shows the stack frames for all active routines, and the static storage. Use this section of the dump to identify variable values, determine the contents of parameter lists, and locate the timestamp. [Figure 141 on page 302](#) shows this section of the dump.

```

Control Blocks for Active Routines:

DSA for EXAMPLE: 11A3A3B8
+000000 FLAS5.....10A3.....member....A12C.....BKC.....11A3A180 FWC.....11A3A138 R14.....912003F2
+000010 R15.....112000D0 R0.....11A3A3B8 R1.....11200240 R2.....11211768 R3.....1120037A
+000024 R4.....11A3A0D8 R5.....11A3A3B8 R6.....11200800 R7.....00000000 R8.....11211648
+000038 R9.....00000000 R10.....11A3A0B0 R11.....11200ACC R12.....112129B0 reserved. 00000000
+00004C NAB.....11A3A4A8 PMA8.....00000000 reserved. 00000000
+000064 reserved. 00000000 reserved. 00000000 MODE.....00000000 reserved. 00000000
+000078 reserved. 00000000 reserved. 00000000

Dynamic save area (EXAMPLE): 11A3A3B8
+000000 11A3A3B8 10A3A12C 11A3A180 11A3A138 912003F2 112000D0 11A3A3B8 11200240 11211768 |.t...t...t...j..2....tt....|
+000020 11A3A3D8 1120037A 11A3A0D8 11A3A3B8 11200800 00000000 11211648 00000000 11A3A0B0 |...t.Q.tt....t...|
+000040 11A3A3F8 11200ACC 112129B0 00000000 11A3A4A8 00000000 00000000 00000000 00000000 |.....tuy.....|
+000060 11A3A418 00000000 00000000 00000000 00000000 00000000 00000000 00000000 00000000 |.....|
+000080 11A3A438 00000000 00000000 00000000 00000000 00000000 00100000 00000000 |.....|
+0000A0 11A3A458 001001B0 11A3A3B8 00000000 112009B0 00300000 11200240 11A3A3B8 00000000 |...tt.....tt....|
+0000C0 11A3A478 00000002 00000002 00000002 00000002 00000002 00000002 00000002 00000002 |.....|
+0000E0 11A3A498 00000002 00000002 00000000 00000014 10000000 11A3A3B8 11A3A7D8 912001D2 |.....tt..txQj..K|

ENTERPRISE PL/I OPTIONS:
APP, ARCH( 5), BACKREG(5), BIFPREC(15), CHECK(NOCOMFORMANCE, NOSTORAGE), CMPAT(V2), CODEPAGE( 1140), COMMON,
NOCOMPACT, CSECT, CSECTCUT( 4) CURRENCY( $), NOOBDS, DECIMAL( 4 FOLDASGN, NOFORCEDSIGN), DEFAULT( IBM, ASSIGNABLE,
NOINITFILL, NONCONNECTED, DESCRIPTOR, DESCLOCATOR, DUMMY(ALIGNED), ORDINAL(MIN), BYADDR, RETURNS(BYADDR),
LINKAGE(OPTLINK), NORETCODE, NOINLINE, ORDER, NOOVERLAP, NONRECURSIVE, ALIGNED, NULL370, EVENDEC, SHORT(HEXADEC),
ERICIC, HEXADEC, NATIVE, NATIVEADDR, F(HEXADEC) ), DISPLAY(WTO), NODLLINET, EXTN(FULL), NOGRAPHIC, NOINITAUTO,
NOINITBASED, NOINITCTL, NOINITSTATIC, NOINTERRUPT, LIMITS( EXTN( 7), FIXEDBIN( 31, 31), FIXEDDEC( 15, 15), NAME( 100
)), OPTIMIZE( 0), PREFIX( CONVERSION, FIXEDOVERFLOW, INVALIDOP, OVERFLOW, PRECTYPE(ANS), NOSIZE, NOSTRINGRANGE,
NOSTRINGSIZE, NOSTRSCRIPTRANGE, UNDERFLOW, ZEROIDIVIDE), REDUCE, NORENT, RESEXP, RESPECT( ), RULES(IBM), NOSTSYS,
NOSCHEDULER, STRINGOGRAPHIC(GRAPHIC), SYSTEM(MVS), TEST(ALL, _SYM, _HOOK, _NOSEPARATE), TUNE( 5), USAGE( ROUND(IBM),
UNSPEC(IBM)), WIDEXCHAR(BIGENDIAN), WINDOW( 1950), WRITABLE, XINFO(NODEF, NOXML)

Static for procedure EXAMPLE Timestamp: 2007.01.31 15:59:36 V03.R06.M08: 11200800
+000000 11200800 02002200 00000005 02002240 00000001 00000000 11200800 11200830 |.....q.....|
+000020 11200820 00000000 11200898 00000000 11200830 00000000 11200838 00000000 00000000 |.....|
+000040 11200840 31010801 00000000 00000000 00000000 00000010 00000000 00000000 00000000 |.....|
+000060 11200860 11200800 00000000 00000000 00000000 00000004 00000004 00000004 00000001 |.....|
+000080 11200880 0000001B 00000024 0000002D 00000032 00000000 00000000 112008D0 112008F0 |.....0|
+0000A0 112008A0 11200910 11200930 00000000 11200860 02002200 11200340 00000000 00000000 |.....|
+0000C0 112008C0 11200840 11200A38 00000107 00000000 42002201 000000A2 00000000 00000000 |.....S.....|
+0000E0 112008E0 30000000 11200444 00000105 00000000 40012401 D00000C0 11200870 00000000 |.....|
+000100 11200900 00001F80 1120044C 00010105 00000000 40002401 D00000E8 00000000 00000000 |.....<.....Y.....|
+000120 11200920 00001F80 11200454 00010101 00000000 40002401 D00000EC 00000000 00000000 |.....|
+000140 11200940 00001F80 11200458 00010109 00000000 00000003 00000010 00000002 0000002D |.....|
+000160 11200960 00000024 0000000F 00000002 0000002D 00000032 0000000E 00000001 00000032 |.....|
+000180 11200980 D0000098 00100000 0E3BFF00 00000000 11200898 11200A00 11200830 90010000 |...q...>.....q.....|
+0001A0 112009A0 11200340 00000000 00000000 11200800 11200800 112009C0 00000000 |.....f.....|
+0001C0 112009C0 000000A8 00100000 0E3BFF00 00000000 11200820 11200A00 11200828 83010000 |...y...>.....c.....|
+0001E0 112009E0 11200240 11200900 11200A00 00000000 00000000 00000000 00000000 00000000 |.....|
+000200 11200A00 00000098 00000000 0E7BFF00 00000000 11200810 11200A00 11200818 01000000 |...q...>#.....|
+000220 11200A20 11200900 11200900 00000000 00000000 00000000 11200F00 00000000 00000000 |.....f.....|
+000240 11200A40 00000000 00000000 00000000 00000000 00010007 C5E7C1D4 D7D3C500 010005D3 |.....EXAMPLE....|
+000260 11200A60 C1C2D3F1 00010005 C1D9D9C1 E0000100 01C90001 0009C1D9 D9C1E860 C5D5C400 |ABL1...ARRAY...I...ARRAY END..|
+000280 11200A80 00000000 11200454 E1100F2 F00077F0 F1F1F1F1 F1F1F1F1 F4F0F0F0 0000003F |.....200701311559360000|
+0002A0 11200AA0 11200A40 11200860 11200838 00000001 11200850 00220000 00000000 11200980 |.....|
+0002C0 11200AC0 11200A38 00000000 01000001 11200340 11200FC0 00000000 18AF47F0 A016C3C5 |.....0...CE|

```

Figure 141. Control blocks for active routines section of the dump (Enterprise PL/I)

Automatic variables

To find automatic variables, use an offset from the stack frame of the block in which they are declared. This information appears in the variable storage map generated when the MAP compiler option is in effect. If you have not used the MAP option, you can determine the offset by studying the listing of compiled code instructions.

Static variables

If your routine is compiled with the MAP option, you can find static variables by using an offset in the variable storage map. If the MAP option is not in effect, you can determine the offset by studying the listing of compiled code.

Based variables

To locate based variables, use the value of the defining pointer. Find this value by using one of the methods described above to find static and automatic variables. If the pointer is itself based, you must find its defining pointer and follow the chain until you find the correct value.

The following is an example of typical code for X BASED (P), with P AUTOMATIC. P is held at offset X'C8' from register 13. This address points to X.

58 60 D 0C8	L 6,P
58 E0 6 000	L 14,X

Take care when examining a based variable to ensure that the pointers are still valid.

Area variables

Area variables are located using one of the methods described above, according to their storage class.

The following is an example of typical code: for an area variable A declared AUTOMATIC. The area starts at offset X'F8' from register 13

Variables in areas

To find variables in areas, locate the area and use the offset to find the variable.

Contents of parameter lists

To find the contents of a passed parameter list, first find the register 1 value in the save area of the calling routine's stack frame. Use this value to locate the parameter list in the dump. If R1=0, no parameters passed.

Control blocks associated with the thread

This section of the dump, shown in [Figure 142 on page 303](#), includes information about Enterprise PL/I fields of the CAA and other control block information.

```
Control Blocks Associated with the Thread:
CAA: 11213980
+000000 11213980 00000000 00000000 11A3B018 11A5B018 00000000 00000000 00000000 00000000 |.....t...V.....|
+000020 11213980 00000000 00000000 00000000 1121A158 00000000 00000000 00000000 |.....V.....H.....O.....|
+000040 112139F0 00000000 00000000 00000000 00000000 00000000 00000000 00000000 |.....V.....H.....O.....|
+000060 11213A10 00000000 00000000 00000000 00000000 00000000 00000000 00000000 |.....V.....H.....O.....|

DUMMY DSA: 11214350
+000000 FLAGS.... 0000 member... 0000 BKC..... 00006F60 FWC..... 11A3B030 R14..... 9120132E
+000010 R15..... 91292208 R0..... 70000000 R1..... 11212768 R2..... 00000000 R3..... 00000000
+000020 R4..... 00000000 R5..... 00000000 R6..... 00000000 R7..... 91215770 R8..... 11200FE0
+000030 R9..... 008FF7D0 R10..... 00000000 R11..... 9120125A R12..... 11213980 reserved. 00000000
+000040 NAB..... 11A3B030 PNAB..... 11A3B030 reserved. 00000000 00000000
+000050 reserved. 00000000 reserved. 00000000 MODE..... 00000000 reserved. 00000000
+000070 reserved. 00000000 reserved. 00000000

PL/I TCA Appendage: 11A5BCE8
+000000 11A5BCE8 00000000 00000000 00000000 11A5BEF8 0000047B 00000000 00000000 00000000 |.....v.B...#.....|
+000020 11A5BD08 00000000 00000000 11A5BE48 1154AACB 00000000 00009600 00000000 00000000 |.....v.....H.....O.....|
+000040 11A5BD28 00000000 00000000 00000000 00000000 11A5C960 11A3EAC0 00004000 00000000 |.....V.....H.....O.....|
+000060 11A5BD48 00000000 00000000 00000000 00000000 00000000 00000000 00000000 |.....V.....H.....O.....|
+000080 11A5BD68 114B38C0 00000000 00000000 00000000 00000000 00000000 00000000 |.....H.....V.....H.....O.....|
+0000A0 11A5BD88 00000000 00000000 00000000 00000000 00000000 00000000 00000001 |.....H.....V.....H.....O.....|
+0000C0 11A5BDA8 00000000 00000000 00000000 00000000 00000000 00000000 00000000 |.....H.....V.....H.....O.....|
+0000E0 11A5BDC8 - +0000FF 11A5DE07 same as above
+000100 11A5BDE8 00000000 00000000 00000000 11A5C380 00000002 00000000 00000000 00000000 |.....V.....H.....O.....|
+000120 11A5BE08 00000000 00000000 00000000 00000000 00000000 00000000 00000000 |.....V.....H.....O.....|
+000140 11A5BE28 - +00015F 11A5BE47 same as above
+000160 11A5BE48 11A5CFB0 00000000 00000000 00000000 00000000 00000000 00000000 |.....V.....H.....O.....|
+000180 11A5BE68 00000000 00000000 00000000 00000000 00000000 00000000 00000000 |.....V.....H.....O.....|
+0001A0 11A5BE88 - +0001BF 11A5BEA7 same as above

PL/I OCA: 11A3EAC0
+000000 11A3EAC0 D6C3C100 11A5CA28 000000FF 00000000 00000000 00000000 00000000 |OCA.v.....|
+000020 11A3EAE0 00000000 00000000 00000000 00000000 00000000 00000000 00000000 |.....V.....H.....O.....|
+000040 11A3EB00 - +0000BF 11A3EB7F same as above
+000060 11A3EB20 00000000 00000000 40404040 40404040 40404096 002C0000 A3404EF0 F0F0F0F0 |.....o.....t +000000|

PL/I OCA: 11A5CA28
+000000 11A5CA28 D6C3C100 11A5C960 000220FF 00000000 01400030 00000200 00000000 00000000 |OCA.vI.....|
+000020 11A5CA48 00000000 00000000 00000000 00000000 00000000 00000000 00000000 |.....V.....H.....O.....|
+000040 11A5CA68 - +00005F 11A5CA87 same as above
+000060 11A5CA88 00000000 00000000 00000000 00000000 00000000 00000000 11200952 |.....V.....H.....O.....|
+000080 11A5CA08 02020000 00000004 11A3E770 00000000 00000000 00000000 00000000 |.....V.....H.....O.....|
+0000A0 11A5CAC8 00000000 00000000 00000000 00000000 00000000 00000000 00030119 59C9C2D4 |.....V.....H.....O.....|
+0000C0 11A5CAE8 00000000 00000000 11A5B018 00000040 C3C4D3D3 00000000 40000000 00000000 |.....V.....H.....O.....|

PL/I OCA: 11A5C960
+000000 11A5C960 D6C3C100 00000000 000000FF 00000000 0000FFFF 00000000 00000000 11A5BD40 |OCA.....V.....|
+000020 11A5C980 02040000 00000000 11A5BD42 02020000 00000001 11A5BD40 02040000 00000000 |.....V.....H.....O.....|
+000040 11A5C9A0 11A5BD40 02040000 00000000 11A5BD40 02040000 00000000 11A5BD40 02040000 |.....V.....H.....O.....|
+000060 11A5C9C0 00000000 11A5BD40 02000000 00000000 11A5BE1C 02000000 00000001 11A5BD40 |.....V.....H.....O.....|
+000080 11A5C9E0 02040000 00000000 00000000 00000000 00000000 00000000 00000000 |.....V.....H.....O.....|
+0000A0 11A5CA00 00000000 00000000 00000000 00000000 00000000 00000000 00000000 |.....V.....H.....O.....|
+0000C0 11A5CA20 00000000 00000000 D6C3C100 11A5C960 000220FF 00000000 01400030 00000200 |.....OCA.vI.....|

Enclave Control Blocks:
EDB: 11212648
+000000 11212648 C3C5C5C5 C4C24040 C0000001 11213870 11212D50 00000000 00000000 00000000 |CEEEDB.....&.....|
+000020 11212668 11212B58 11212B88 91215770 11212198 00000000 00000000 11212768 00000000 |.....h.j.....q.....|
+000040 11212688 00000000 00000000 00006F60 00000000 00000000 91333B58 1120A800 11212640 |.....4.....6.....&.....|
+000060 112126A8 0000F460 00000000 11211C50 00000000 1121A550 00000000 113F4660 11213980 |.....6.....&.....0.....?B.....|
+000080 112126C8 40000000 0000FAF6 00000000 00000000 00000001 0001F060 00006FF8 0008CE00 |.....zh...0.....|
+0000A0 112126E8 00000001 00000100 1120A988 112126F0 00000000 00000000 00000000 00000001 |.....zh...0.....|

MENL: 11213870
+000000 11213870 00000000 00000000 112945B0 00000000 00000000 00000000 112945B0 00000000 |.....BQ.....j..h.....|
+000020 11213890 00000000 00000000 112945B0 00000000 1120F8D8 00000000 91575288 00000000 |.....BQ.....j..h.....|
+000040 112138B0 00000000 00000000 112945B0 00000000 00000000 00000000 112945B0 00000000 |.....BQ.....j..h.....|
+000060 112138D0 - +00009F 1121390F same as above
+000080 11213910 00000000 00000000 112945B0 00000000 00000000 00000000 914072E8 00000000 |.....j..Y.....|
+0000C0 11213930 00000000 00000000 112945B0 00000000 00000000 00000000 112945B0 00000000 |.....j..Y.....|
+0000E0 11213950 - +00011F 1121398F same as above

WSA address.....00000000
```

Figure 142. Control blocks associated with the thread section of the dump (Enterprise PL/I) (Part 1 of 2)

```

File Status and Attributes:
:
Attributes of file: SYSPRINT
STREAM OUTPUT PRINT ENVIRONMENT( CONSECUTIVE VB BLKSIZE( 129) RECSIZE( 125) LINESIZE( 120) PAGESIZE( 60) CTLASA )
CURRENT RECORD IN BUFFER
BUFFER: 11A5CF20
+000000 11A5CF20 40E2A4B2 F140E2A3 8199A389 95874000 40000000 00000000 00000000 00000000 | Sub1 Starting . . . . .|
+000020 11A5CF40 00000000 00000000 00000000 00000000 00000000 00000000 00000000 | . . . . .|
+000040 11A5CF60 - +00007F 11A5CF9F same as above

File Control Blocks:
FILE CONTROL BLOCK (FCB): 11A5CB38
+000000 11A5CB38 11A5CB38 00000000 11A5CFB0 114F5440 114F53E8 114F4FF0 114F53E8 114F4F50 |.v.....v.....|.Y.||0..Y.||&|
+000020 11A5CB58 114F4E08 1153CA88 114F5440 114F5440 114F5440 114F5440 114F53E8 |.+Q....h.....|.Y.....|Y|
+000040 11A5CB78 114F53E8 11537648 114F53E8 114F4E20 114F53E8 114F53E8 114F53E8 114F46A0 |.Y.....|Y..+...|Y..|Y..|Y..|
+000060 11A5CB98 114F4618 114F4548 114F53E8 11A5CD20 00000000 00000000 00000000 00000000 |.|.....|.Y.v.....|
+000080 11A5CBB8 00000000 00454842 11A5D02C 00000000 000001DA 11A64024 11A5CF20 00000081 |.....&.....W..v.....a|
+0000A0 11A5CBD8 00000000 00000000 00000070 00000010 00000079 00000000 00000000 00000000 |.....v.....|
+0000C0 11A5CBF8 00000000 00000150 20000720 000A6080 00000000 00000000 00000000 00000000 |.....&.....|
+0000E0 11A5CC18 1154DA70 11A5CF21 00000000 00000000 11A3B5FC 1154AACB 00000000 00000000 |.....v.....t.....H.....|
+000100 11A5CC38 00000000 11A5CF20 00000001 00000001 00000002 003C0878 00000000 00000000 |.....v.....|
+000120 11A5CC58 00000000 00000000 00000000 00000000 00000000 00000000 00000000 |.....v.....|
+000140 11A5CC78 00000000 00000000 00000000 003BA682 68409985 8386947E E5C2C168 40939985 |.....wb, recfm=VBA, lre|
+000160 11A5CC98 83937EF1 F2F56840 829392A2 89A9857E F1F2F968 40A3A897 857E9985 83969984 |cl=125, blksize=129, type=record|
+000180 11A5CCB8 68409986 A2858192 00000000 00000000 00000000 00000000 00000000 |, noseek.....|
+0001A0 11A5CCD8 00000000 00000000 00000000 00000000 00000000 00000000 00000000 |.....|
+0001C0 11A5CF8 - +0001DF 11A5CD17 same as above
CURRENT ACTIVE I/O CONTROL BLOCK:
ICO: 11A5CF21
+000000 11A5CF21 E2A482F1 40E2A381 99A38995 87400040 00000000 00000000 00000000 00000000 | Sub1 Starting . . . . .|
+000020 11A5CF41 00000000 00000000 00000000 00000000 00000000 00000000 00000000 | . . . . .|
+000040 11A5CF61 - +00007F 11A5CF9F same as above

Process Control Blocks:
PCB: 11212198
+000000 11212198 C3C5C507 C3C24040 03030288 00000000 00000000 00000000 112123D0 913F74D0 |CEEPCB ...h.....j...|
+000020 112121B8 913E0B50 913F4A08 913F4528 1120BAE8 11211F68 00000000 00000000 11212648 |j..&j...j.....Y.....|
+000040 112121D8 913F4858 7F800000 00000000 000141D4 00000000 80000000 00000000 00000000 |j.....V.....|

MEML: 112123D0
+000000 112123D0 00000000 00000000 112945B0 00000000 00000000 00000000 112945B0 00000000 |.....|
+000020 112123F0 00000000 00000000 112945B0 00000000 1120DE68 00000000 91575288 11A35000 |.....j..h.t&..|
+000040 11212410 00000000 00000000 112945B0 00000000 00000000 00000000 112945B0 00000000 |.....|
+000060 11212430 - +00009F 112124EF same as above
+000080 11212470 00000000 00000000 112945B0 00000000 11A36000 00000000 914072E8 00000000 |.....t.....j..Y....|
+0000A0 11212490 00000000 00000000 112945B0 00000000 00000000 00000000 112945B0 00000000 |.....|
+0000C0 112124B0 - +00011F 112124EF same as above

PL/I Process Control Block: 11212198
+000000 11212198 C3C5C507 C3C24040 03030288 00000000 00000000 00000000 112123D0 913F74D0 |CEEPCB ...h.....j...|
+000020 112121B8 913E0B50 913F4A08 913F4528 1120BAE8 11211F68 00000000 00000000 11212648 |j..&j...j.....Y.....|

```

Figure 143. Control blocks associated with the thread section of the dump (Enterprise PL/I) (Part 2 of 2)

CAA address

The address of the CAA control block appears in this section of the dump. If the BLOCK option is in effect, the complete CAA (including the Enterprise PL/I implementation appendage) appears separately from the body of the dump. Register 12 addresses the CAA.

File status and attribute information

This part of the dump includes the following information:

- The default and declared attributes of all open files
- Buffer contents of all file buffers
- The contents of FCBs, DCBs, DCLCBs, IOCBs, and control blocks for the process or enclave

Enterprise PL/I contents of the Language Environment trace table

Language Environment provides three Enterprise PL/I trace table entry types that contain character data:

- Trace entry 100 occurs when a task is created.
- Trace entry 101 occurs when a task that contains the tasking CALL statements is terminated.
- Trace entry 102 occurs when a task that does not contain a tasking CALL statement is terminated.

The format for trace table entries 100, 101, and 102 follows. For more information about the Language Environment trace table format, see “Understanding the trace table entry (TTE)” on page 153.

```

-->(100) NameOfCallingTask NameOfCalledTask OffsetOfCallStmt
        UserAgrPtr CalledTaskPtr TaskVarPtr EventVarPtr
        PriorityPtr CallingR2-R5 CallingR12-R14
-->(101) NameOfReturnTask ReturnerR2-R5 ReturnerR12-R14
-->(102) NameOfReturnTask

```

Debugging example of Enterprise PL/I routines

This section contains examples of Enterprise PL/I routines and instructions for using information in the Language Environment dump to debug them. Important areas in the source code and in the dump for each routine are highlighted.

Subscript range error

Figure 144 on page 305 illustrates an error caused by an array subscript value outside the declared range. In this example, the declared array value is 10. This routine was compiled with the options LIST, TEST, GONUMBER, and MAP. It was run with the TERMTHDACT(TRACE) option to generate a traceback for the condition.

5655-H31	IBM(R)	Enterprise PL/I for z/OS	V3.R6.M0 (Built:20070119)	2007.01.31 15:59:36	Page	1
Install: Options Specified						
Command: Line.File Process Statements						
1.0 *PROCESS GONUMBER LIST S STG TEST MAP;						
5655-H31	IBM(R)	Enterprise PL/I for z/OS	EXAMPLE: PROC OPTIONS(M	2007.01.31 15:59:36	Page	2
Install: Compiler Source						
Line.File						
2.0 EXAMPLE: PROC OPTIONS(MAIN);						
3.0						
4.0 DCL Array(10) Fixed bin(31);						
5.0 DCL (I,Array_End) Fixed bin(31);						
6.0 On error						
7.0 Begin;						
8.0 On error system;						
9.0 Call plidump('tbnfs','Plidump called from error On-unit');						
10.0 End;						
11.0						
12.0 (subrg); /* Enable subscriptrange condition */						
13.0 Labl1: Begin;						
14.0 Array_End = 20;						
15.0 Do I = 1 to Array_End; /* Loop to initialize array */						
16.0 Array(I) = 2; /* Set array elements to 2 */						
17.0 End;						
18.0 End Labl1;						
19.0 End Example;						
5655-H31	IBM(R)	Enterprise PL/I for z/OS	EXAMPLE: PROC OPTIONS(M	2007.01.31 15:59:36	Page	3
Block Name List						
Number Name						
1 EXAMPLE						
2 _ON_Begin_7_Blk_2						
3 _Begin_12_Blk_3						
5655-H31	IBM(R)	Enterprise PL/I for z/OS	EXAMPLE: PROC OPTIONS(M	2007.01.31 15:59:36	Page	4
OFFSET OBJECT CODE LINE# FILE# P S E U D O A S S E M B L Y L I S T I N G						
Timestamp and Version Information						
000000 F2F0 F0F7 =C'2007' Compiled Year						
000004 F0F1 F3F1 =C'0131' Compiled Date MMDD						
000008 F1F5 F5F9 F3F6 =C'155936' Compiled Time HHMMSS						
00000E F0F3 F0F6 F0F0 =C'030600' Compiler Version						
000014 0036 **** Service String 20070122						
Timestamp and Version End						
5655-H31	IBM(R)	Enterprise PL/I for z/OS	EXAMPLE: PROC OPTIONS(M : _Begin_12_Blk_3	2007.01.31 15:59:36	Page	5
OFFSET OBJECT CODE LINE# FILE# P S E U D O A S S E M B L Y L I S T I N G						
:						
5655-H31	IBM(R)	Enterprise PL/I for z/OS	EXAMPLE: PROC OPTIONS(M	2007.01.31 15:59:36	Page	17
***** S T O R A G E O F F S E T L I S T I N G *****						
IDENTIFIER DEFINITION ATTRIBUTES						
<SEQNBR>-<FILE NO="">-<FILE LINE="">						
ARRAY	1-0:4	Class = automatic,	Location = 192 : 0xC0(r13),	Length = 40		
ARRAY_END	1-0:5	Class = automatic,	Location = 236 : 0xEC(r13),	Length = 4		
I	1-0:5	Class = automatic,	Location = 232 : 0xE8(r13),	Length = 4		
***** E N D O F S T O R A G E O F F S E T L I S T I N G *****						
:						

Figure 144. Example of moving a value outside an array range (Enterprise PL/I)

Figure 145 on page 306 shows sections of the dump generated by a call to PLIDUMP.

```

CEE3DMP V1 R9.0: Plidump called from error On-unit
ASID: 010E Job ID: J0009410 Job name: LEDGSMP1 Step name: GO UserID: BARBARA 01/31/07 3:59:39 PM Page: 1

CEE3845I CEEDUMP Processing started.
PLIDUMP was called from statement number 9 at offset +000000D2 from _ON_Begin_7_Blk_2 with entry address 11200240

Information for enclave EXAMPLE
Information for thread 8000000000000000

Traceback:
DSA Entry E Offset Statement Load Mod Program Unit Service Status
1 IBMPDUMP +000002AE IBMPEV11 PQ78306 Call
2 _ON_Begin_7_Blk_2 +000000D2 9 EXAMPLE _Begin_12_Blk_3 Call
3 IBMPEONR +000002A2 IBMPEV11 PQ76426 Call
4 IBMPEBOP +000004DC IBMPEV11 LE19BAS Call
5 CEEEV011 +00000132 IBMPEV11 CEEEV011 Call
6 CEEHDSP +000017D0 CEEPLPKA CEEHDSP D1908 Call
7 IBMBERRI +000000AA IBMPEV11 LE19BAS Exception
8 ERR_RAISE_CWD +00000090 IBMPEV11 LE19BAS Call
9 IBMPERSU +000000B2 IBMPEV11 LE19BAS Call
10 _Begin_12_Blk_3 +00000100 16 EXAMPLE _Begin_12_Blk_3 Call
11 EXAMPLE +000000B0 12 EXAMPLE _Begin_12_Blk_3 Call
12 IBMPKINV +000004DE IBMPEV11 IBMPKINV Call
13 CEEEV011 +00000202 IBMPEV11 CEEEV011 Call
14 CEEBBEXT +000001B6 CEEPLPKA CEEBBEXT D1908 Call

DSA DSA Addr E Addr PU Addr PU Offset Comp Date Compile Attributes
1 11A3DE50 11A4AE38 11A4AE38 +000002AE 20061214 LIBRARY EBCDIC HFP
2 11A3D070 11200240 112000D0 +00000242 20070131 ENT PL/I EBCDIC HFP
3 11A3D0B0 11A47B98 11A47B98 +000002A2 20061214 LIBRARY EBCDIC HFP
4 11A3DA08 11A4F390 11A4F390 +000004DC 20061214 LIBRARY EBCDIC HFP
5 11A3D978 11A062E8 11A062E8 +00000132 20061214 LIBRARY
6 11A3A858 112C3238 112C3238 +000017D0 20061215 CEL
7 11A3A6B8 11A4AA18 11A4AA18 +000000AA 20061214 LIBRARY EBCDIC HFP
8 11A3A618 11A49FA8 11A49FA8 +00000090 20061214 LIBRARY EBCDIC HFP
9 11A3A570 11A4B120 11A4B120 +000000B2 20061214 LIBRARY EBCDIC HFP
10 11A3A4A8 112000D0 112000D0 +00000100 20070131 ENT PL/I EBCDIC HFP
11 11A3A3B8 11200340 112000D0 +00000320 20070131 ENT PL/I EBCDIC HFP
12 11A3A180 114DD990 114DD990 +000004DE 20061214 LIBRARY
13 11A3A0F0 11A062E8 11A062E8 +00000202 20061214 LIBRARY
14 11A3A030 11291208 11291208 +000001B6 20061215 CEL

Condition Information for Active Routines
Condition Information for (DSA address 11A3A6B8)
CIB Address: 11A3B178
Current Condition:
IBM0281S A prior condition was promoted to the ERROR condition.
Original Condition:
IBM0421S ONCODE=520 The SUBSCRIPTRANGE condition was raised.
Location:
Program Unit: Entry: IBMBERRI Statement: Offset: +000000AA

Storage dump near condition, beginning at location: 114AAAB2
+000000 114AAAB2 4110D098 5050D098 5040D09C 5040D0A0 05EF1F00 43002016 A7010080 A7840009 [...q&&.q& ..& .....x...xd..]

CEE3DMP V1 R9.0: Plidump called from error On-unit
ASID: 010E Job ID: J0009410 Job name: LEDGSMP1 Step name: GO UserID: BARBARA 01/31/07 3:59:39 PM Page: 2

Control Blocks for Active Routines:
DSA for IBMPDUMP: 11A3DE50
+000000 FLAGS.... 1000 member... 0000 BKC..... 11A3D070 FWC..... 11A3E150 R14..... 914A50E8
+000010 R15..... 912EF898 R0..... 00000000 R1..... 11A3DE50 R2..... 00000002 R3..... 114A5104
+000024 R4..... 11A3DEFC R5..... 11A3E04C R6..... 11200800 R7..... 11200438 R8..... 11A3B264
+000038 R9..... 00000014 R10..... 00000098 R11..... 11A3A468 R12..... 112129B0 reserved. 00000000
+00004C NAB..... 11A3E150 PNAB..... 00000000 reserved. 00000000 11A3DB34
+000064 reserved. 926DF340 reserved. 81A340A2 MODE..... A381A385 reserved. 948595A3
+000078 reserved. 81A340B3 reserved. C6C5D5E4

Dynamic save area (IBMPDUMP): 11A3DE50
+000000 11A3DE50 10000000 11A3D070 11A3E150 914A50E8 912EF898 00000000 11A3DEE8 00000002 |.....t...t.&j.&yj.8q.....t.Y....|
+000020 11A3DE70 114A5104 11A3DEFC 11A3E04C 11200800 11200438 11A3B264 00000014 00000098 |.....t...t.<.....t.....q|
+000040 11A3DE90 11A3A468 112129B0 00000000 11A3E150 00000000 00000000 11A37B2E 11A3DB34 |.tu.....t.&.....t#.t..|
:

```

Figure 145. Sections of the Language Environment dump (Part 1 of 2)

Figure 146 on page 307 shows more sections of the dump generated by a call to PLIDUMP.

```

DSA for Begin_12_Blk_3: 11A3A4A8
+000000 FLAGS.... 1000 member... 0000 BKC..... 11A3A3B8 FWC..... 11A3A7D8 R14..... 912001D2
+000010 R15..... 914A8120 R0..... 0000000A R1..... 11A3A478 R2..... 00000000 R3..... 1120010A
+000020 R4..... 11A3A000 R5..... 11A3A2B8 R6..... 11200000 R7..... 11211648
+000030 R9..... 00000000 R10..... 11A3A0B0 R11..... 11200ACC R12..... 11212980 reserved. 00000000
+000040 NAB..... 11A3A570 PNAB..... 00000000 reserved. 00000000 00000000
+000050 reserved. 00000000 reserved. 00000000 MODE..... 00000000 reserved. 00000000
+000078 reserved. 00000000 reserved. 00000000

Dynamic save area (.Begin_12_Blk_3): 11A3A4A8
+000000 11A3A4A8 10000000 11A3A3B8 11A3A7D8 912001D2 914A8120 0000000A 11A3A478 00000000 |t...tt.txQj..Kj.....tu....|
+000020 11A3A4C8 110010A 11A3A0B8 11A3A2B8 11200000 00000000 11211648 00000000 11A3A0B0 |...t.Q.tt.....t...|
+000040 11A3A4E8 11200ACC 11212980 00000000 11A3A570 00000000 00000000 00000000 00000000 |...t.....tv.....|
+000060 11A3A508 00000000 00000000 00000000 00000000 00000000 00000000 00000000 00000000 |...t.....t.....|
+000080 11A3A528 11A3A120 91298186 11A3A0F0 00000000 10A3A0F0 11A3A4A8 00000000 00000000 |t..j..f.t.0.....t.0.tuy....|
+0000A0 11A3A548 00100200 11A3A4A8 11A3A450 11200A00 000000E4 11A3A3B8 0000000A 00000000 |...tuy.tuy.....|
+0000C0 11A3A568 11A3A478 11200340 10A3A4A8 11A3A4A8 11200650 914A81A4 11A49FA8 00000020 |tu.....tuy.tuy...&j..U...y...|

DSA for EXAMPLE: 11A3A3B8
+000000 FLAGS.... 10A3 member... A12C BKC..... 11A3A180 FWC..... 11A3A138 R14..... 912003F2
+000010 R15..... 11200000 R0..... 11A3A3B8 R1..... 11200240 R2..... 11211768 R3..... 1120037A
+000020 R4..... 11A3A0D8 R5..... 11A3A3B8 R6..... 11200800 R7..... 00000000 R8..... 11211648
+000030 R9..... 00000000 R10..... 11A3A0B0 R11..... 11200ACC R12..... 11212980 reserved. 00000000
+000040 NAB..... 11A3A4A8 PNAB..... 00000000 reserved. 00000000 00000000
+000050 reserved. 00000000 reserved. 00000000 MODE..... 00000000 reserved. 00000000
+000078 reserved. 00000000 reserved. 00000000

Dynamic save area (EXAMPLE): 11A3A3B8
+000000 11A3A3B8 10A3A12C 11A3A180 11A3A138 912003F2 11200000 11A3A3B8 11200240 11211768 |t...t...t.j..2.....tt....|
+000020 11A3A3D8 1120037A 11A3A0D8 11A3A3B8 11200800 00000000 11211648 00000000 11A3A0B0 |...t.Q.tt.....t...|
+000040 11A3A3F8 11200ACC 11212980 00000000 11A3A4A8 00000000 00000000 00000000 00000000 |...tuy.....|
+000060 11A3A418 00000000 00000000 00000000 00000000 00000000 00000000 00000000 00000000 |...t.....|
+000080 11A3A438 00000000 00000000 00000000 00000000 00000000 00100000 00000000 |...t.....|
+0000A0 11A3A458 00100180 11A3A3B8 00000000 11200800 00000000 11200240 11A3A3B8 00000000 |...t.....tt....|
+0000C0 11A3A478 00000002 00000002 00000002 00000002 00000002 00000002 00000002 00000002 |...tuy.tuy.....|
+0000E0 11A3A498 00000002 00000002 00000000 00000014 10000000 11A3A3B8 11A3A7D8 912001D2 |...t...tt.txQj..Kj.....|

ENTERPRISE PL/I OPTIONS:
APP, ARCH( 5), BACKREG(5), BIFPREC(15), CHECK (NOCONFORMANCE, NOSTORAGE), CMPAT(V2), CODEPAGE( 1140), COMMON,
NOCMPACT, CSECT, CSECTCUT( 4) CURRENCY( $), NOOBDS, DECIMAL( 4), DEFNOLASGN, NOFORCEDSIGN), DEFAULT( IBM, ASSIGNABLE,
NOINITFILL, NONCONNECTED, DESCRIPTOR, DESCLOCATOR, DUMMY(ALIGNED), ORDINAL(MIN), BYADDR, RETURNS(BYADDR),
LINKAGE(OPTLINK), NORETCODE, NOINDNAME, NOINDRBR, NOOVERLAP, NONRECURSIVE, ALIGN(0), NUL(17), EVENDEC, SHORT(HEXADEC),
EBDCID, HEXADEC, NATIVE, NATIVEADDR, E(HEXADEC) ), DISPLAY(WTO), NODLIMIT, EXTRN(FULL), NOGRAPHIC, NOINITAUTO,
NOINITBASED, NOINITCTL, NOINITSTATIC, NOINTERRUPT, LIMITS( EXTNAME( 7), FIXEDBIN( 31, 31), FIXEDDEC( 15, 15), NAME( 100
)), OPTIMIZE( 0), PREFIX( CONVERSION, FIXEDOVERFLOW, INVALIDOP, OVERFLOW, PRECTYPE(ANS), NOSIZE, NOSTRINGRANGE,
NOSTRINGSIZE, NOSTRINGSIZE, UNDERFLOW, ZERODIVIDE), REDUCE, NORENT, RESEXP, RESPECT( ), RULES(IBM), NOSTDYS,
NOSCHEDULER, STRINGOGRAPHIC(GRAPHIC), SYSTEM(MVS), TEST(ALL, _SYM, _HOOK, _NOSEPARATE), TUNE( 5), USAGE( ROUND(IBM),
UNSPEC(IBM)), WIDECHAR(BIGENDIAN), WINDOW( 1950), WRITABLE, XINFO(NODEF, NOXML)

Static for procedure EXAMPLE Timestamp: 2007.01.31 15:59:36 V03 R06 M08 11200800
+000000 11200800 02020240 00000005 02020240 00000021 00000000 11200898 00000000 11200830 |...q.....q.....|
+000020 11200820 00000000 11200898 00000000 11200830 00000000 11200838 00000000 00000000 |...q.....|
+000040 11200840 31010001 00000000 00000000 00000000 00000010 00000000 00000000 00000000 |...t.....|
+000060 11200860 11200800 00000000 00000000 00000000 00000004 0000000A 00000001 |...t.....|
+000080 11200880 0000001B 00000024 0000002D 00000032 00000000 00000000 112008D0 112008F0 |...t.....0...|
+0000A0 112008A0 11200910 11200930 00000000 11200860 02002200 11200340 00000000 00000000 |...t.....|
+0000C0 112008C0 11200840 11200438 00000107 00000000 42002201 000000A2 00000000 00000000 |...t.....|
+0000E0 112008E0 30000000 11200444 00000105 00000000 40012401 D00000C0 11200870 00000000 |...t.....|
+000100 11200900 00001F80 1120044C 00010105 00000000 40002401 D00000E8 00000000 00000000 |...t.....|
+000120 11200920 00001F80 1120044C 00010101 00000000 40002401 D1000000 00000000 00000000 |...t.....|
+000140 11200940 00001F80 11200458 00010109 00000000 00000003 00000010 00000002 0000002D |...t.....|
+000160 11200960 00000024 0000000F 00000002 0000002D 00000032 0000000E 00000001 00000032 |...t.....|
+000180 11200980 00000098 00010000 00000000 00000000 11200898 11200A80 11200830 00010000 |...t.....|
+0001A0 112009A0 11200340 00000000 00000000 11200898 00000000 11200830 00000000 |...t.....|
+0001C0 112009C0 000000A8 00100000 00000000 11200820 11200A80 11200828 00010000 |...t.....|
+0001E0 112009E0 11200240 11200980 11200A80 00000000 00000000 00000000 00000000 00000000 |...t.....|
+000200 11200A00 00000098 00000000 00000000 00000000 11200810 11200A80 11200810 01000000 |...t.....|
+000220 11200A20 112000D0 11200980 00000000 00000000 00000000 11200950 00000000 00000000 |...t.....|
+000240 11200A40 00000000 00000000 00000000 00000000 00010007 C5E7C1D4 D7D3C500 01000503 |...t.....|
+000260 11200A60 C1C2D3F1 00010005 C1D9D9C1 E0000100 01C90001 0009C1D9 D9C1E000 C5D5C400 |...t.....|
+000280 11200A80 00000000 11200464 C1100F2 F0F077F0 F1F3F1F3 F5F5F5F5 F6F6F6F6 0000003F |...t.....|
+0002A0 11200AA0 112004A0 11200860 11200838 00000001 11200850 00220000 00000000 11200980 |...t.....|
+0002C0 11200AC0 11200438 00000000 01000001 11200340 11200F0C 00000000 18AF47F0 A016C3C5 |...t.....|

```

Figure 146. Sections of the Language Environment dump (Part 2 of 2)

To debug this routine, use the following steps:

1. In the dump, PLIDUMP was called by the ERROR ON-unit in statement 9. The traceback information in the dump shows that the exception occurred following statement 16.

Note: In the Language Environment dumps, the columns and messages refer to "statements", but the numbers are actually (for Enterprise PL/I) the line numbers from the source file.

2. Locate the Original Condition message in the Condition Information for Active Routines section of the dump. The message is

IBM0421S ONCODE=520 The SUBSCRIPTRANGE condition was raised.

It indicates that the exception occurred when an array element value exceeded the subscript range value (in this case, 10). For more information about this message, see [PL/I runtime messages in z/OS Language Environment Runtime Messages](#).

3. Locate statement 14 in the routine in Figure 144 on page 305. The instruction is `Array_End = 20`. This statement assigns a 20 value to the variable `Array_End`.
4. Statement 15 begins the DO-loop instruction `Do I = 1 to Array_End`. Since the previous instruction (statement 14) specified that `Array_End = 20`, the loop in statement 10 should run until `I` reaches a 20 value.

The instruction in statement 4, however, declared a 10 value for the array range. Therefore, when the `I` value reached 11, the SUBSCRIPTRANGE condition was raised.

The following steps provide another method for finding the value that raised the SUBSCRIPTRANGE condition.

1. Locate the offset of variable `I` in the storage offset listing in Figure 144 on page 305. Use this offset to find the `I` value at the time of the dump. In this example, the offset is `X'E8'`.
2. Now find offset `X'E8'` from the start of the stack frame for the entry `EXAMPLE` in Figure 145 on page 306.

The block located at this offset contains the value that exceeded the array range, X'B' or 11.

Calling a nonexistent subroutine

Figure 147 on page 308 demonstrates the error of calling a nonexistent subroutine. This routine was compiled with the LIST, MAP, and GONUMBER compiler options. It was run with the TERMTHDACT(DUMP) runtime option to generate a traceback.

```
5655-H31 IBM(R) Enterprise PL/I for z/OS V3.R6.M0 (Built:20070119) 2007.01.31 16:02:29 Page
1
Options
Specified
Install:
Command:
Line.File Process
Statements
1.0 *PROCESS GONUMBER LIST S STG TEST
MAP;
Install:
5655-H31 IBM(R) Enterprise PL/I for z/OS EXAMPLE1: PROC OPTIONS( 2007.01.31 16:02:29 Page
2
Compiler
Source
Line.File
2.0 EXAMPLE1: PROC
OPTIONS(MAIN);
3.0
4.0 DCL Prog01 entry
external;
5.0
6.0 On
error
7.0
Begin;
8.0 On error
system;
9.0 Call plidump('tbnfs','Plidump called from error On-
unit');
10.0
End;
11.0
12.0 Call prog01; /* Call external program PROG01
*/
13.0
14.0 End
Example1;
5655-H31 IBM(R) Enterprise PL/I for z/OS EXAMPLE1: PROC OPTIONS( 2007.01.31 16:02:29 Page
3
Block Name
List
Number
Name
1
EXAMPLE1
2
_ON_Begin_7_Blk_2
5655-H31 IBM(R) Enterprise PL/I for z/OS EXAMPLE1: PROC OPTIONS( 2007.01.31 16:02:29 Page
4
OFFSET OBJECT CODE LINE# FILE# P S E U D O A S S E M B L Y
L I S T I N G
:
```

Figure 147. Example of calling a nonexistent subroutine (Enterprise PL/I)

The following examples show the traceback and condition information sections from the dump.

```
CEE3DMP V1 R12.0: Plidump called from error On-unit
ASID: 0065 Job ID: J0009417 Job name: LEDGSMP2 Step name: GO 01/26/10 4:02:32 PM Page: 1
UserID: BARBARA

CEE3845I CEEDUMP Processing started.
PLIDUMP was called from statement number 9 at offset +000000D2 from _ON_Begin_7_Blk_2 with entry address 0B9008A8

Information for enclave EXAMPLE1

Information for thread 8000000000000000

Traceback:
```


DSA	Entry	E Offset	Statement	Load Mod	Program Unit	Service	Status
1	IBMPDUMP	+000002AE		IBMPEV11		PQ78306	Call
2	_ON_Begin_7_Blk_2	+000000D2	9	EXAMPLE1	_ON_Begin_7_Blk_2		Call
3	IBMPEONR	+000002A2		IBMPEV11		PQ76426	Call
4	IBMPEBOP	+000004DC		IBMPEV11		LE19BAS	Call
5	CEEV011	+00000132		IBMPEV11	CEEV011		Call
6	CEEHDS	+000017D0		CEEPLPKA	CEEHDS	D1908	Call
7	EXAMPLE1	-0B9009A8		EXAMPLE1	_ON_Begin_7_Blk_2		Exception
8	IBMPMINV	+000004DE		IBMPEV11	IBMPMINV		Call
9	CEEV011	+00000202		IBMPEV11	CEEV011		Call
10	CEEBEXT	+000001B6		CEEPLPKA	CEEBEXT	D1908	Call

DSA	DSA Addr	E Addr	PU Addr	PU Offset	Comp Date	Compile Attributes
1	0C13DA70	0BBA4E38	0BBA4E38	+000002AE	20061214	LIBRARY EBCDIC HFP
2	0C13D990	0B9008A8	0B9008A8	+000000D2	20070131	ENT PL/I EBCDIC HFP
3	0C13D7F8	0BBA7B98	0BBA7B98	+000002A2	20061214	LIBRARY EBCDIC HFP
4	0C13D628	0BBAF390	0BBAF390	+000004DC	20061214	LIBRARY EBCDIC HFP
5	0C13D598	0BB062E8	0BB062E8	+00000132	20061214	LIBRARY
6	0C13A478	0B9C3238	0B9C3238	+000017D0	20061215	CEL
7	0C13A3B8	0B9009A8	0B9008A8	-0B9009A8	20070131	ENT PL/I EBCDIC HFP
8	0C13A180	0BBD0990	0BBD0990	+000004DE	20061214	LIBRARY
9	0C13A0F0	0BB062E8	0BB062E8	+00000202	20061214	LIBRARY
10	0C13A030	0B991208	0B991208	+000001B6	20061215	CEL

Condition Information for Active Routines

Condition Information for _ON_Begin_7_Blk_2 (DSA address 0C13A3B8)
CIB Address: 0C13AD98

Current Condition:

CEE3201S The system detected an operation exception (System Completion Code=0C1).

Location:

Program Unit: _ON_Begin_7_Blk_2

Entry: EXAMPLE1 Statement: Offset: -0B9009A8

Possible Bad Branch: Statement: 12 Offset: +000001AE

Machine State:

ILC..... 0002 Interruption Code..... 0001

PSW..... 078D0600 80000002

GPR0..... 00000000_0C13A3B8 GPR1..... 00000000_0B9008A8 GPR2..... 00000000_0B911768 GPR3..... 00000000_0B9009E2

GPR4..... 00000000_0C13A0D8 GPR5..... 00000000_00000000 GPR6..... 00000000_0B900DA0 GPR7..... 00000000_00000000

GPR8..... 00000000_0B911648 GPR9..... 00000000_00000008 GPR10..... 00000000_0C13A0B0 GPR11..... 00000000_0B900F1C

GPR12..... 00000000_0B9129B0 GPR13..... 00000000_0C13A3B8 GPR14..... 00000000_8B900A58 GPR15..... 00000000_00000000

FPC..... F0000000

FPR0..... 26100000 00000000 FPR1..... 00000000 00000000

FPR2..... 18000000 00000000 FPR3..... 00000000 00000000

FPR4..... 00000000 00000000 FPR5..... 00000000 00000000

FPR6..... 00000000 00000000 FPR7..... 00000000 00000000

FPR8..... 00000000 00000000 FPR9..... 00000000 00000000

FPR10..... 00000000 00000000 FPR11..... 00000000 00000000

FPR12..... 00000000 00000000 FPR13..... 00000000 00000000

FPR14..... 00000000 00000000 FPR15..... 00000000 00000000

Storage dump near condition, beginning at location: 00000000

+000000 00000000 Inaccessible storage.

GPREG STORAGE:

Storage around GPR0 (0C13A3B8)

-0020 0C13A398 00000000 00000000 00000000 00000000 00000000 0C13A124 0C13A128 |.....t..j..|

+0000 0C13A3B8 1013A12C 0C13A180 0C13A138 8B900A30 8BBA4490 0B000000 0C13A3B8 0B911768 |.....t..j..|

+0020 0C13A3D8 0B9009E2 0C13A0D8 00000000 0B900DA0 00000000 0B911648 00000000 00000000 |...S...Q.....j.....|

Storage around GPR1 (0B9008A8)

-0020 0B900888 36000301 0FCC0000 00240008 C5E7C1D4 D7D3C5F1 0B900DA0 0000016C 00000000 |.....EXAMPLE1.....%....|

+0000 0B9008A8 47F0F022 01C3C5C5 000000E0 00000330 47F0F001 58F0C31C 184E05EF 00000000 |.00..CEE.....00..0C..+.....|

+0020 0B9008C8 07F390E7 D00C58E0 D04C4100 E0E05500 C3144130 F03A4720 F01458F0 C28090F0 |.3.X.....<.....C.....0..0B..0|

Storage around GPR2 (0B911768)

-0020 0B911748 00000000 00000000 0B9095A8 0B909500 0B909450 00000000 00000106 00000000 |.....ny..n...m&.....|

+0000 0B911768 8B910E58 00000000 00000000 0B901410 00000000 8B9094C8 00030000 0003000B |.j.....mH.....|

+0020 0B911788 00000000 00000000 00000000 00000000 00000000 00000000 00000000 00000000 |.....|

To understand the traceback and debug this example routine, use the following steps:

1. Find the Current Condition message in the Condition Information for Active Routines section of the dump. The message is CEE3201S The system detected an Operation exception. For more information about this message, see [z/OS Language Environment Runtime Messages](#).

This section of the dump also provides such information as the name of the active routine and the current statement number at the time of the dump. The Location section indicates that the exception occurred at offset X'-0B9009A8' within entry EXAMPLE1 and that there may have been a bad branch from offset X'+000001AE' statement 12 within entry EXAMPLE1.

2. Locate statement 12 in the routine (Figure 147 on page 308). This statement calls subroutine Prog01. The message CEE3201S, which indicates an operations exception, was generated because of an unresolved external reference.
3. Check the linkage editor output for error messages.

Divide-by-zero error

Figure 148 on page 310 demonstrates a divide-by-zero error. In this example, the main Enterprise PL/I routine passed bad data to an Enterprise PL/I subroutine. The bad data in this example is 0, and the error occurred when the subroutine SUB1 attempted to use this data as a divisor.

5655-H31	IBM(R) Enterprise PL/I for z/OS	V3.R6.M0 (Built:20070119)	2007.01.31 16:02:31	Page	1
----------	---------------------------------	---------------------------	---------------------	------	---

Options

Specified

Install:

Command:

```

Line.File Process
Statements
  1.0 *PROCESS GONUMBER LIST S STG TEST
MAP;
Install:

```

5655-H31	IBM(R) Enterprise PL/I for z/OS	SAMPLE: PROC OPTIONS(MAI	2007.01.31 16:02:31	Page	2
----------	---------------------------------	--------------------------	---------------------	------	---

Compiler Source

```

Line.File
  2.0 SAMPLE: PROC
OPTIONS(MAIN) ;
  3.0 On
error
  4.0
begin;
  5.0 On error system; /* prevent nested error conditions
*/
  6.0 Call PLIDUMP('TBC','PLIDUMP called from error ON-
unit');
  7.0 Put Data; /* Display variables
*/
  8.0
End;
  9.0
 10.0
DECLARE
 11.0 A_number Fixed
Bin(31),
 12.0 My_Name
Char(13),
 13.0 An_Array(3) Fixed Bin(31)
init(1,3,5);
 14.0
 15.0 Put skip list('Sample
Starting');
 16.0 A_number =
0;
 17.0 My_Name = 'Tery
Gillaspy';
 18.0
 19.0 Call Sub1(a_number, my_name,
an_array);
 20.0
 21.0 SUB1: PROC(divisor, name1,
Array1);
 22.0
 23.0 Declare
 24.0 Divisor Fixed
Bin(31),
 25.0 Name1
Char(13),
 26.0 Array1(3) Fixed
Bin(31);
 27.0 Put skip list('Sub1
Starting');
 28.0 Array1(1) = Array1(2) /
Divisor;
 29.0 Put skip list('Sub1
Ending');
 30.0 End
SUB1;
 31.0
 32.0 Put skip list('Sample
Ending');
 33.0
End;
:

```

Figure 148. Enterprise PL/I routine with a divide-by-zero error

Because variables are not usually displayed in a PLIDUMP dump, this routine included a PUT DATA statement, which generated a listing of arguments and variables used in the routine. [Figure 149 on page 311](#) shows this output.

```

1Sample Starting
Sub1 Starting      A_NUMBER=      0 MY_NAME='Tery Gillaspy' AN_ARRAY(1)=  1
AN_ARRAY(2)=      3              AN_ARRAY(3)=      5;

```

Figure 149. Variables from routine SAMPLE (Enterprise PL/I)

The routine in [Figure 148 on page 310](#) was compiled with the LIST compiler option, which generated the object code listing shown in [Figure 150 on page 311](#).

```

5655-H31 IBM(R) Enterprise PL/I for z/OS  SAMPLE: PROC OPTIONS(MAI : SUB1 2007.01.31 16:02:31 Page 5
OFFSET OBJECT CODE LINE# FILE# P S E U D O A S S E M B L Y L I S T I N G
000000 000021 | SUB1 DS 00
000000 47F0 F022 000021 | B 34(,r15)
000004 01C3C5C5 000021 | CEE eyecatcher
000008 00000160 000021 | DSA size
00000C 00000848 000021 | =A(PPA1-SUB1)
000136 5820 D14C 000027 | L r2,#SR_PARAM_3(,r13,332)
00013A 5820 2008 000027 | L r2,_addrARRAY1(,r2,8)
00013E 5840 2000 000027 | L r4,_shadow2(,r2,0)
000142 5820 D14C 000027 | L r2,#SR_PARAM_3(,r13,332)
000146 5820 2008 000027 | L r2,_addrARRAY1(,r2,8)
00014A 5820 2004 000027 | L r2,_shadow1(,r2,4)
00014E 5840 D150 000027 | ST r4,#wtemp_1(,r13,336)
000152 5820 D144 000027 | ST r2,_temp15(,r13,324)
000156 5820 D144 000027 | L r2,_temp15(,r13,324)
00015A 5850 2004 000027 | L r5,_shadow2(,r2,4)
00015E 5840 D150 000027 | L r4,#wtemp_1(,r13,336)
000162 5820 D144 000027 | L r2,_temp15(,r13,324)
000166 5820 2000 000027 | L r2,_shadow2(,r2,0)
00016A 1382 000027 | LCR r0,r2
00016C 5820 D14C 000027 | L r2,#SR_PARAM_3(,r13,332)
000170 5820 2008 000027 | L r2,_addrARRAY1(,r2,8)
000174 5800 2000 000027 | L r9,_shadow1(,r2,0)
000178 5820 D14C 000027 | L r2,#SR_PARAM_3(,r13,332)
00017C 5820 2008 000027 | L r2,_addrARRAY1(,r2,8)
000180 5820 2004 000027 | L r2,_shadow1(,r2,4)
000184 5800 D154 000027 | ST r9,#wtemp_2(,r13,340)
000188 1E58 000027 | ALR r5,r0
00018A 4145 4000 000027 | LA r4,#AddressShadow(r5,r4,0)
00018E 5840 D158 000027 | ST r4,#wtemp_3(,r13,344)
000192 5820 D140 000027 | ST r2,_temp14(,r13,320)
000196 5820 D140 000027 | L r2,_temp14(,r13,320)
00019A 5840 2004 000027 | L r4,_shadow2(,r2,4)
00019E 8940 0001 000027 | SLL r4,1
0001A2 5820 D154 000027 | L r2,#wtemp_2(,r13,340)
0001A6 5850 D140 000027 | L r5,_temp14(,r13,320)
0001AA 5850 5000 000027 | L r5,_shadow2(,r5,0)
0001AE 1355 000027 | LCR r5,r5
0001B0 1E45 000027 | ALR r4,r5
0001B2 5804 2000 000027 | L r0,_shadow2(r4,r2,0)
0001B6 5820 D14C 000027 | L r2,#SR_PARAM_3(,r13,332)
0001BA 5820 2000 000027 | L r2,_addrDIVISOR(,r2,0)
0001BE 5820 2000 000027 | L r2,_shadow2(,r2,0)
0001C2 8E80 0020 000027 | SRDA r0,32
0001C6 1062 000027 | DR r0,r2
0001C8 1849 000027 | LR r4,r9
0001CA 5820 D158 000027 | L r2,#wtemp_3(,r13,344)
0001CE 5840 2000 000027 | ST r4,_shadow2(,r2,0)

```

Figure 150. Object code listing from example Enterprise PL/I routine

[Figure 151 on page 312](#) shows the Language Environment dump for routine SAMPLE.

```

CEE3DMP V1 R12.0: PLIDUMP called from error ON-unit
ASID: 0142 Job ID: J0009418 Job name: LEDGSMF3 Step name: GO 03/13/18 4:02:34 PM Page: 1
UserID: BARBARA

CEE3B45I CEEEDUMP Processing started.
PLIDUMP was called from statement number 6 at offset +000000D4 from _ON_Begin_4_Blk_2 with entry address 11200340

Information for enclave SAMPLE
Information for thread 8000000000000000

Traceback:
DSA Entry E Offset Statement Load Mod Program Unit Service Status
1 IBMPEUMP +000002AE IBMPEV11 P078306 Call
2 _ON_Begin_4_Blk_2 +000000D4 6 SAMPLE SUB1 Call
3 IBMPEONR +000002A2 IBMPEV11 P076426 Call
4 IBMPEBOP +000004DC IBMPEV11 LE19BAS Call
5 CEEEV011 +00000132 IBMPEV11 CEEEV011 D1908 Call
6 CEEHDSO +00001700 CEEPLPKA CEEHDSO D1908 Call
7 SUB1 +000001C6 27 SAMPLE SUB1 Exception
8 SAMPLE +000001CA 19 SAMPLE SUB1 Call
9 IBMPMINV +000004DE IBMPEV11 IBMPMINV Call
10 CEEEV011 +00000202 IBMPEV11 CEEEV011 Call
11 CEEBBEXT +000001B6 CEEPLPKA CEEBBEXT D1908 Call

DSA DSA Addr E Addr PU Addr PU Offset Comp Date Compile Attributes
1 11A3E008 11A45E38 11A45E38 +000002AE 20061214 LIBRARY EBCDIC HFP
2 11A3E009 11200340 11200000 +00000344 20070131 ENT PL/I EBCDIC HFP
3 11A3E010 11A48B98 11A48B98 +000002A2 20061214 LIBRARY EBCDIC HFP
4 11A3E011 11A48B98 11A48B98 +000004DC 20061214 LIBRARY EBCDIC HFP
5 11A3E012 11A48B98 11A48B98 +000004DC 20061214 LIBRARY EBCDIC HFP
6 11A3E013 11A48B98 11A48B98 +000004DC 20061214 LIBRARY EBCDIC HFP
7 11A3E014 11200000 11200000 +000001C6 20070131 ENT PL/I EBCDIC HFP
8 11A3E015 11200488 11200000 +000005B2 20070131 ENT PL/I EBCDIC HFP
9 11A3E016 11A45E38 11A45E38 +000004DE 20061214 LIBRARY EBCDIC HFP
10 11A3E017 11A472E8 11A472E8 +00000202 20061214 LIBRARY EBCDIC HFP
11 11A3E018 11292208 11292208 +000001B6 20061215 CEL EBCDIC HFP

Condition Information for Active Routines
Condition Information for SUB1 (DSA address 11A3B538)
CIB Address: 11A3BFB8
Current Condition:
IBM0281S A prior condition was promoted to the ERROR condition.
Original Condition:
CEE3209S The system detected a fixed-point divide exception (System Completion Code=0C9).
Location:
Program Unit: SUB1 Entry: SUB1 Statement: 27 Offset: +000001C6
Machine State:
ILC..... 0002 Interruption Code..... 0009
PSW..... 078D2600 91200298
GPR0..... 00000000 00000001 GPR1..... 00000000 00004A48 GPR2..... 00000000 00000000 GPR3..... 00000000 1120019A
GPR4..... 00000000 00000004 GPR5..... 00000000 FFFFFFFF GPR6..... 00000000 112000A8 GPR7..... 00000000 11200748
GPR8..... 00000000 00000000 GPR9..... 00000000 00000003 GPR10..... 00000000 11A3B0B0 GPR11..... 00000000 11200FE4
GPR12..... 00000000 11213900 GPR13..... 00000000 11A3B538 GPR14..... 00000000 912001FE GPR15..... 00000000 1153CF40
FPC..... F0000000
FPR0..... 26100000 00000000 FPR1..... 00000000 00000000
FPR2..... 18000000 00000000 FPR3..... 00000000 00000000
FPR4..... 00000000 00000000 FPR5..... 00000000 00000000
FPR6..... 00000000 00000000 FPR7..... 00000000 00000000
FPR8..... 00000000 00000000 FPR9..... 00000000 00000000
FPR10..... 00000000 00000000 FPR11..... 00000000 00000000
FPR12..... 00000000 00000000 FPR13..... 00000000 00000000
FPR14..... 00000000 00000000 FPR15..... 00000000 00000000
VR0..... 26100000 00000000 00000000 00000000 VR1..... 00000000 00000000 00000000 00000000
VR2..... 18000000 00000000 00000000 00000000 VR3..... 00000000 00000000 00000000 00000000
VR4..... 00000000 00000000 00000000 00000000 VR5..... 00000000 00000000 00000000 00000000
VR6..... 00000000 00000000 00000000 00000000 VR7..... 00000000 00000000 00000000 00000000
VR8..... 00000000 00000000 00000000 00000000 VR9..... 00000000 00000000 00000000 00000000
VR10..... 00000000 00000000 00000000 00000000 VR11..... 00000000 00000000 00000000 00000000
VR12..... 00000000 00000000 00000000 00000000 VR13..... 00000000 00000000 00000000 00000000
VR14..... 00000000 00000000 00000000 00000000 VR15..... 00000000 00000000 00000000 00000000
VR16..... 00000000 00000000 00000000 00000000 VR17..... 00000000 00000000 00000000 00000000
VR18..... 00000000 00000000 00000000 00000000 VR19..... 00000000 00000000 00000000 00000000
VR20..... 00000000 00000000 00000000 00000000 VR21..... 00000000 00000000 00000000 00000000
VR22..... 00000000 00000000 00000000 00000000 VR23..... 00000000 00000000 00000000 00000000
VR24..... 00000000 00000000 00000000 00000000 VR25..... 00000000 00000000 00000000 00000000
VR26..... 00000000 00000000 00000000 00000000 VR27..... 00000000 00000000 00000000 00000000
VR28..... 00000000 00000000 00000000 00000000 VR29..... 00000000 00000000 00000000 00000000
VR30..... 00000000 00000000 00000000 00000000 VR31..... 00000000 00000000 00000000 00000000
00000000
Storage dump near condition, beginning at location: 11200286
+000000 11200286 5820014C 58202000 58202000 8E000020 10821849 58200158 50402000 4400C1AC |..Jc.....b.....J.& ....A.|
:

```

Figure 151. Language Environment dump from example Enterprise PL/I routine (Part 1 of 2)

Control Blocks for Active Routines:

```
DSA for CEEHDSP: 11A3B698
+000000 FLAGS..... 0000 member.... CEE1 BKC..... 11A3B538 FWC..... 11A3E7B8 R14..... 912C5A0A
+000010 R15..... 914072E8 R0..... 00000010 R1..... 1120C2E8 R2..... 11A3BF88 R3..... 11A3B3B8
+000020 R4..... 112C8E64 R5..... FFFFFFF3 R6..... 00000001 R7..... 00000007 R8..... 912C5712
+000030 R9..... 11A3D696 R10..... 11A3C697 R11..... 112C4238 R12..... 112139B0 reserved. 00000000
+000040 NAB..... 11A3E7B8 PNAB..... 11A3B874 reserved. 11A3B9D8 00000000
+000064 reserved. 11A3BE58 reserved. 00000000 MODE..... 00000000 reserved. 00000000
+000078 reserved. 00000000 reserved. 00000000

DSA for SUB1: 11A3B538
+000000 FLAGS..... 10A3 member.... B0F0 BKC..... 11A3B3B8 FWC..... 11A3B5F8 R14..... 912001FE
+000010 R15..... 11537648 R0..... 11A3B660 R1..... 11A3B5D0 R2..... 00000001 R3..... 1120010A
+000020 R4..... 0000A448 R5..... 11A3B3B8 R6..... 11200B48 R7..... 11207488 R8..... 11A3B528
+000030 R9..... 11A3B484 R10..... 11A3B0B0 R11..... 11200FE4 R12..... 112139B0 reserved. 00000000
+000040 NAB..... 11A3B698 PNAB..... 00000000 reserved. 00000000 00000000
+000064 reserved. 00000000 reserved. 00000002 MODE..... 1120AD80 reserved. 00000000
+000078 reserved. 00000000 reserved. 112096E0

CIB for SUB1: 11A3BF88
+000000 11A3BF88 C3C0C240 00000000 00000000 010C0004 00000001 00000000 00030119 59C9C2D4 CIB ..... IBM
+000010 11A3BF88 00000000 11A3C0C8 00030C89 59C3C5C5 00000001 00000005 11A3B3B8 914072E8 ..... t.H...i.CEE.....t.j.Y
+000020 11A3BF88 00000000 11A3B538 11200298 1120C6F0 00000000 11A3B538 00000000 00000000 ..... t.....q.F0.....t.....
+000030 11A3C018 00000000 00000000 11A64248 00000015 00000011 00000001 117537B0 00000011 ..... w.....
+000040 11A3C038 11200FE4 112139B0 00000000 11A3C080 114F4E8A 11A3C138 114F4338 00000007 ..... d.....t.....t.A.....
+000050 11A3C058 00000000 11A3C0F8 11A3C104 004F4327 44230000 940C9000 00000009 00000000 ..... t.8.tA.....m.....
+000060 11A3C078 00000000 11200918 11A3B538 11A3B538 11206296 00000000 0000000A 00000001 ..... t.....t.....o.....
+000070 11A3C098 11A3B5B8 00000000 00000004 00000014 00000003 00000000 10000000 00000000 ..... t.....t.....t.....o.....
+000100 11A3C0B8 00000000 1120C908 11A3C104 11A3C0F8 E9D4C3C8 02000001 00000001 00004A48 ..... I.ta.t.8ZMCH.....

Dynamic save area (SUB1): 11A3B538
+000000 11A3B538 10A3B0F0 11A3B3B8 11A3B5F8 912001FE 11537648 11A3B660 11A3B5D0 00000001 ..... t.o.t...t.8j.....t.t.....
+000010 11A3B538 1120010A 0000A448 11A3B3B8 11200B48 11206748 11A3B528 11A3B484 11A3B0B0 ..... ..t.....t.y.....t.t.d.t...
+000020 11A3B578 11200FE4 112139B0 00000000 11A3B698 00000000 00000000 00000000 00000000 ..... ..t.....t.....t.....o.....
+000030 11A3B598 00000000 00000000 00000002 112AD0B0 00000000 00010000 00000000 112096E0 ..... ..t.....t.....t.....o.....
+000040 11A3B5B8 00000000 00000000 00000000 00000000 00000000 00000000 11A3B6A8 00000000 ..... ..t.....t.....t.....t.....
+000050 11A3B5D8 00000000 00000000 00180208 11A3B538 11A3B460 11200FE8 11A3B520 11A3B528 ..... ..t.....t.....t.....t.....
+000060 11A3B5F8 11A3B484 00000001 00000000 00000000 00000000 000005D8 112008D8 112008A4 ..... ..t.....t.....t.....t.....
+000070 11A3B618 112008C8 9153C5E4 115476F8 00004A48 44400100 01A3B000 11A5C3B8 00000001 ..... ..t.....t.....t.....t.....
+000100 11A3B638 11A5C3B8 00000000 11200748 11212648 00000008 11A3B0B0 11200FE4 40404040 ..... ..t.....t.....t.....t.....
+000120 11A3B658 00000000 11A3B7E0 40404040 40404040 40404040 11200C8C 11A3B5FC 40404040 ..... ..t.....t.....t.....t.....
+000140 11A3B678 11200C50 11200C50 11A3B3B8 11A3B450 11A3B498 11A3B498 11A3B498 00000010 ..... ..t.....t.....t.....t.....

DSA for SAMPLE: 11A3B3B8
+000000 FLAGS..... 10A3 member.... B12C BKC..... 11A3B180 FWC..... 11A3B138 R14..... 91200684
+000010 R15..... 11200000 R0..... 11A3B520 R1..... 11A3B450 R2..... 00000001 R3..... 112004F2
+000020 R4..... 0000A448 R5..... 11A3B3B8 R6..... 11200B48 R7..... 11200748 R8..... 11A3B528
+000030 R9..... 11A3B484 R10..... 11A3B0B0 R11..... 11200FE4 R12..... 112139B0 reserved. 00000000
+000040 NAB..... 11A3B538 PNAB..... 00000000 reserved. 00000000 00000000
+000064 reserved. 00000000 reserved. 00000000 MODE..... 00000000 reserved. 00000000
+000078 reserved. 00000000 reserved. 00000000

Dynamic save area (SAMPLE): 11A3B3B8
+000000 11A3B3B8 10A3B12C 11A3B180 11A3B138 91200684 11200000 11A3B520 11A3B450 00000001 ..... t...t...j...d.....t...t...
+000010 11A3B3B8 112004F2 0000A448 11A3B3B8 11200B48 11200748 11A3B528 11A3B484 11A3B0B0 ..... ..t.....t.....t.....t.....
+000020 11A3B3F8 11200FE4 112139B0 00000000 11A3B538 00000000 00000000 00000000 00000000 ..... ..t.....t.....t.....t.....
+000030 11A3B418 00000000 00000000 00000000 00000000 00000000 00000000 00000000 00000000 ..... ..t.....t.....t.....t.....
+000040 11A3B438 00000000 00000000 00000000 00000000 00000000 00000000 11A3B484 11A3B528 ..... ..t.....t.....t.....t.....
+000050 11A3B458 11A3B520 00000000 00100000 00000000 00100100 11A3B3B8 00000000 11200E68 ..... ..t.....t.....t.....t.....
+000060 11A3B478 00000000 11200340 11A3B3B8 00000000 E3859A48 40C78993 9381A297 A0000000 ..... ..t.....t.....t.....t.....
+000070 11A3B498 00000001 00000003 00000005 00000001 00000000 11A3B0B0 11A3B7D8 9140755E ..... ..t.....t.....t.....t.....
+000100 11A3B4B8 11200B48 112008A4 112008D8 11A3B0F0 914072E8 11201408 44400100 00000000 ..... ..t.....t.....t.....t.....
+000120 11A3B4D8 11A5C3B8 00000001 11201408 00000000 11A3B308 112139B0 00000000 11A3B538 ..... ..t.....t.....t.....t.....
+000140 11A3B4F8 00000000 00000000 00000000 00000000 00000000 00000000 11200C8C ..... ..t.....t.....t.....t.....
+000160 11A3B518 11A3B4A4 00000000 11A3B498 11200C50 11A3B488 00000002 11A3B4A0 00000000 ..... ..t.....t.....t.....t.....

ENTERPRISE PL/I OPTIONS:
APP, ARCH(5), BACKREG(5), BIFPREC(15), CHECK(NONCONFORMANCE, NOSTORAGE), CMPAT(V2), CODEPAGE(1140), COMMON,
NOCOMPACT, CSECT, CSECTOUT(4), CURRENCY($), NOCBCS, DECIMAL(FOURASGN, NOFORCEIGN), DEFAULT(IBM, ASSIGNABLE,
NOINITFILL, NONCONNECTED, DESCRIPTOR, DESCLOCATOR, DUMMY(ALIGNED), ORDINAL(MIN), BYADDR, RETURNS(BYADDR),
LINKAGE(OPTLINK), NORETCODE, NOINLINE, ORDER, NOOVERLAP, NONRECURSIVE, ALIGNED, NULL370, EVENDEC, SHORT(HEXADEC),
LEBDCI, HEXADEC, NATIVE, NATIVEADDR, E(HEXADEC), DISPLAY(WTO), MODLINIT, EXTRN(FULL), NOGRAPHIC, NOINITAUTO,
NOINITBASED, NOINITCTL, NOINITSTAT, NOENTERPRUT, LIMITS(EXTNAME(7), FIXEGBIN(1,31), FIXEDDEC(15,15), NAME(100
)), OPTIMIZE(0), PREFIX(CONVERSION, FIXEDOVERFLOW, INVALIDOP, OVERFLOW, PRECTYPE(ANS), NOSIZE, NOSTRINGRANGE,
NOSTRINGSIZE, NOSUBSCRIPTRANGE, UNDERFLOW, ZERODIVIDE), REDUCE, NORENT, RESEX, RESPECT(), RULES(IBM), NOSTOYS,
NOSCHEDULER, STRINGGRAPHIC(GRAPHIC), SYSTEM(MS), TESTALL, YES, NOOK, NOSEPARATE), TUNE(5), USAGE(ROUND(IBM),
UNSPEC(IBM)), WIDECCHAR(BIGENDIAN), WINDOW(1950), WRITABLE, XINFO(NODEF, NOXML)

Static for procedure SAMPLE Timestamp: 2007.01.31 16:02:31 V03.R06.M00: 11200B48
+000000 11200B48 11201750 11200C8C 00000002 02020240 00000003 02020240 00000008 ..... ..t.....t.....t.....t.....
+000010 11200B48 02020240 00000000 02020240 0000000F 02020240 00000021 00000000 11200C08 ..... ..t.....t.....t.....t.....
+000020 11200B48 00000000 11200C8C 00000000 11200E18 00000000 11200C08 00000000 11200C08 ..... ..t.....t.....t.....t.....
+000030 11200B48 00000000 00000000 31010001 00000000 00000000 00000000 31000001 00000000 ..... ..t.....t.....t.....t.....
```

Figure 152. Language Environment dump from example Enterprise PL/I routine (Part 2 of 2)

To understand the dump information and debug this routine, use the following steps:

1. Notice the title of the dump: PLIDUMP called from error ON-unit. This was the title specified when PLIDUMP was invoked, and it indicates that the ERROR condition was raised and PLIDUMP was called from within the ERROR ON-unit.
2. Locate the messages in the Condition Information section of the dump.

There are two messages. The current condition message indicates that a prior condition was promoted to the ERROR condition. The promotion of a condition occurs when the original condition is left unhandled (no Enterprise PL/I ON-Units are assigned to gain control). The original condition message is CEE3209S. The system detected a fixed-point divide exception. The original condition usually indicates the actual problem. For more information about this message, see [z/OS Language Environment Runtime Messages](#).

3. In the traceback section, note the sequence of calls in the call chain. SAMPLE called SUB1 at statement 19, and SUB1 raised an exception at statement 27, PU offset X'1C6'.
4. Find the statement in the listing for SUB1 that raised the ZERODIVIDE condition. If SUB1 was compiled with GOSTMT and SOURCE, find statement 27 in the source listing.

Since the object listing was generated in this example, you can also locate the actual assembler instruction causing the exception at offset X'1C6' in the object listing for this routine, shown in [Figure 150](#) on page 311. Either method shows that *divisor* was loaded into register 2 (r2) and used as the divisor in a divide operation.

5. You can see from the declaration of SUB1 that *divisor* is a parameter passed from SAMPLE. Because of linkage conventions, you can infer that register 1 in the SAMPLE save area points to a parameter list that was passed to SUB1. *divisor* is the first parameter in the list.

6. In the SAMPLE DSA, the R1 value is X'11A3B450'. This is the address of the parameter list, which is located in static storage.
7. Find the parameter list in the stack frame; the address of the first parameter is X'11A3B484' and the value of the first parameter is X'00000000'. Thus, the exception occurred when SAMPLE passed a 0 value used as a divisor in subroutine SUB1.

Chapter 9. Debugging under CICS

This section provides information for debugging under the Customer Information Control System (CICS). The following sections explain how to access debugging information under CICS, and describe features unique to debugging under CICS.

Use the following list as a quick reference for debugging information:

- Language Environment runtime messages (CESE transient data queue)
- Language Environment traceback (CESE transient data queue)
- Language Environment dump output (CESE transient data queue)
- CICS Transaction Dump (CICS DFHDMPA or DFHDMPB data set)
- Language Environment abend and reason codes (system console)
- Language Environment return codes to CICS (system console)

If the EXEC CICS HANDLE ABEND command is active and the application, or CICS, initiates an abend or application interrupt, then Language Environment does not produce any runtime messages, tracebacks, or dumps.

If EXEC CICS ABEND NODUMP is issued, then no Language Environment dumps or CICS transaction dumps are produced.

Accessing debugging information

The following sections list the debugging information available to CICS users, and describe where you can find this information.

Under CICS, the Language Environment runtime messages, Language Environment traceback, and Language Environment dump output are written to the CESE transient data queue. The transaction identifier, terminal identifier, date, and time precede the data in the queue. For more information about the format of records written to the transient data queue, see [Runtime output under CICS](#) in *z/OS Language Environment Programming Guide*.

The CESE transient data queue is defined in the CICS destination control table (DCT). The CICS macro DFHDCT is used to define entries in the DCT. See *CICS Resource Definition Guide* for a detailed explanation of how to define a transient data queue in the DCT. If you are not sure how to define the CESE transient data queue, see your system programmer.

Locating Language Environment runtime messages

Under CICS, Language Environment runtime messages are written to the CESE transient data queue. The following example shows a Language Environment message that appears when an application abends due to an unhandled condition from an EXEC CICS command.

```
P039UTV9 19910916145313 CEE3250C The System or User ABEND AEI0 was issued.  
P039UTV9 19910916145313      From program unit UT9CVERI at entry point UT9CVERIT  
                               +00000011E at P039UTV9 19910916145313  
                               at offset address 0006051E.
```

Locating the Language Environment traceback

Under CICS, the Language Environment traceback is written to the CESE transient data queue. Because Language Environment invokes your application routine, the Language Environment routines that invoked your routine appear in the traceback. [Figure 153 on page 316](#) shows an example Language Environment traceback written to the CESE transient data queue. Data unnecessary for this example has been replaced by ellipses.

```

CEE3211S The system detected a decimal-divide exception (System Completion Code=0CB).
      From compile unit DIVZERO2 at entry point DIVZERO2 at compile unit offset +0000039A at entry offset +0000039A at address
      271FC39A.
CEE3DMP V1 R12.0: Condition processing resulted in the unhandled condition.      04/13/10 8:41:40 AM      Page: 1
Task Number: 1116 Transaction ID: T002

CEE3845I CEEDUMP Processing started.
Information for enclave DIVZERO2

Information for thread 0000000000000000

Traceback:
DSA  Entry      E Offset Statement      Load Mod      Program Unit      Service      Status
1  CEEHDSF      +0000041FA      CEEHDSF      CEEHDSF      HLE7770      Call
2  CEECGEX      +000001F0      CEECGEX      CEECGEX      HLE7770      Call
3  DIVZERO2      +0000039A      DIVZERO2      DIVZERO2      Exception
4  IGZCEVS      +0000066A      IGZCEVS      IGZCEVS      Call
5  CEECRINV      +00000480      CEECRINV      CEECRINV      HLE7770      Call
6  CEECRINI      +00000AFE      CEECRINI      CEECRINI      HLE7770      Call

DSA  DSA Addr      E Addr      PU Addr      PU Offset      Comp Date      Compile Attributes
1  2753D160      27AB3180      27AB3180      +0000041FA      20100319      CEL
2  2753BF48      27AA9350      27AA9350      +000001F0      20100319      CEL
3  27539F60      271FC000      271FC000      +0000039A      20100319      COBOL
4  2753BD70      26AD2000      26AD2000      +0000066A      20100316      LIBRARY
5  2753B8C8      27AAC568      27AAC568      +00000480      20100319      CEL
6  2753B848      27AAB800      27AAB800      +00000AFE      20100319      CEL

Condition Information for Active Routines
Condition Information for DIVZERO2 (DSA address 27539F60)
CIB Address: 2753DA58
Current Condition:
CEE0198S The termination of a thread was signaled due to an unhandled condition.
Original Condition:
CEE3211S The system detected a decimal-divide exception (System Completion Code=0CB).
Location:
Program Unit: DIVZERO2 Entry: DIVZERO2 Statement: Offset: +0000039A
Machine State:
ILC.....0006      Interruption Code.....000B
PSW.....079D0000      A71FC3A0
GPR0.....00000000      00000000      GPR1.....00000000      271FC1E1      GPR2.....00000000      000707FC      GPR3.....00000000      A71FC366
GPR4.....00000000      271FC054      GPR5.....00000000      00000000      GPR6.....00000000      275359F8      GPR7.....00000000      26AD2FFF
GPR8.....00000000      275332C0      GPR9.....00000000      2753A168      GPR10.....00000000      271FC088      GPR11.....00000000      271FC262
GPR12.....00000000      271FC080      GPR13.....00000000      27539F60      GPR14.....00000000      A71FC374      GPR15.....00000000      A7745608
AR0.....A54885D6      AR1.....00000000      AR2.....00000000      AR3.....00000000
AR4.....00000000      AR5.....00000000      AR6.....00000000      AR7.....00000000
AR8.....00000000      AR9.....00000000      AR10.....00000000      AR11.....00000000
AR12.....00000000      AR13.....00000000      AR14.....00000000      AR15.....00000000

Storage dump near condition, beginning at location: 271FC38A
+000000 271FC38A 92409169 02CC916A 9160201 D180A155 FD10D180 A157F300 00900180 96F09090 [k.j.k.j.k.J.....J...J.o0.
GPREG STORAGE:
Storage around GPR0 (00000000)
+0000 00000000      Inaccessible storage.
+0020 00000020      Inaccessible storage.
+0040 00000040      Inaccessible storage.

```

Figure 153. Language Environment traceback written to the CESE transient data queue

Locating the Language Environment dump

Under CICS, the Language Environment dump output is written to the CESE transient data queue. For active routines, the Language Environment dump contains the traceback, condition information, variables, storage, and control block information for the thread, enclave, and process levels. Use the Language Environment dump with the CICS transaction dump to locate problems when operating under CICS. For a sample Language Environment dump, see [“Understanding the Language Environment dump”](#) on page 42.

Using CICS transaction dump

The CICS transaction dump is generated to the DFHDMPA or DFHDMPB data set. The offline CICS dump utility routine converts the transaction dump into formatted, understandable output.

The CICS transaction dump contains information for the storage areas and resources associated with the current transaction. This information includes the Communication Area (COMMAREA), Transaction Work Area (TWA), Exec Interface Block (EIB), and any storage obtained by the CICS EXEC commands. This information does not appear in the Language Environment dump. It can be helpful to use the CICS transaction dump with the Language Environment dump to locate problems when operating under CICS.

When the location of an error is uncertain, it can be helpful to insert EXEC CICS DUMP statements in and around the code suspected of causing the problem. This generates CICS transaction dumps close to the error for debugging reference.

For information about interpreting CICS dumps, see *CICS Problem Determination Guide*.

Using CICS register and program status word contents

When a routine interrupt occurs (code = ASRA) and a CICS dump is generated, CICS formats the contents of the program status word (PSW) and the registers at the time of the interrupt. This information is also contained in the CICS trace table entry marked SSRP * EXEC* — ABEND DETECTED. For the format of the information contained in this trace entry, see *CICS Data Areas*, KERRD - KERNEL ERROR DATA.

The address of the interrupt can be found from the second word of the PSW, giving the address of the instruction following the point of interrupt. The address of the entry point of the function can be

subtracted from this address. The offset compared to this listing gives the statement that causes the interrupt.

For C routines, you can find the address of the entry point in register 3.

If register 15 is corrupted, the contents of the first load module of the active enclave appear in the program storage section of the CICS transaction dump.

Using Language Environment abend and reason codes

An application can end with an abend in two ways:

- User-specified abend (that is, an abend requested by the assembler user exit or the ABTERMENC runtime option).
- Language Environment-detected unrecoverable error (in which case there is no Language Environment condition handling).

When Language Environment detects an unrecoverable error under CICS, Language Environment terminates the transaction with an EXEC CICS abend. The abend code has a number between 4000 and 4095. A write-to-operator (WTO) is performed to write a CEE1000S message to the system console. This message contains the abend code and its associated reason code. The WTO is performed only for unrecoverable errors detected by Language Environment. No WTO occurs for user-requested abends.

Although this type of abend is performed only for unrecoverable error conditions, an abend code of 4000–4095 does not necessarily indicate an internal error within Language Environment. For example, an application routine can write a variable outside its storage and corrupt the Language Environment control blocks.

Possible causes of a 4000–4095 abend are corrupted Language Environment control blocks and internal Language Environment errors. For more information about abend codes 4000–4095, see [Language Environment abend codes](#) in *z/OS Language Environment Runtime Messages*. Following is a sample Language Environment abend and reason code. Abend codes appear in decimal, and reason codes appear in hexadecimal.

```
12.34.27 JOB05585 IEF450I XCEPII03 GO CEPII03 - ABEND=S000 U4094 REASON=0000002C
```

Using Language Environment return codes to CICS

When the Language Environment condition handler encounters a severe condition that is specific to CICS, the condition handler generates a CICS-specific return code. This return code is written to the system console. Possible causes of a Language Environment return code to CICS are:

- Incorrect region size
- Incorrect DCT
- Incorrect CSD definitions

For a list of the return codes written only to CICS, see [Return codes to CICS](#) in *z/OS Language Environment Runtime Messages*. The following example shows a sample of a return code that was returned to CICS.

```
+DFHAP1200I  
LE03CC01 A CICS request to Language Environment has failed. Reason  
code '0012030'.
```

Activating Language Environment feature trace records under CICS

Activating Language Environment feature trace records under CICS will allow users to monitor and determine the activity of a transaction. By activating the feature trace records, Level 2 trace points are added inside Language Environment at these significant points:

- Event Handle
- Set anchor

- Gives R13 and parameters before call

These trace points are useful for any support personnel that needs to know what happened inside Language Environment from a CICS call.

The function will be enabled by the existing CICS transactions. A user must enable the AP domain level 2 in order to include the Language Environment trace points. For more information on activating the CICS trace, see *CICS Diagnosis Reference*.

Every time CICS calls Language Environment, the feature trace is activated under the Extended Runtime Library Interface (ERTLI). The trace can be seen in CICS transaction dumps. Feature trace entries are formatted in a similar way to CICS trace items. There are three formats: ABBREV, SHORT & FULL. The ABBREV version ([Figure 154 on page 318](#)) just formats the heading line for each trace point and is laid out in a similar way to CICS trace entries.

```
00036 1 AP 1940 APLI ENTRY START_PROGRAM NAMETEST,CEDF,FULLAPI,EXEC,NO,0678FABC,00000000 , 00000000,1,NO
=000334=
00036 1 AP 1948 APLI EVENT CALL-TO-LE/370 Thread_Initialization NAMETEST
=000339=
00036 1 AP 1949 APLI EVENT RETURN-FROM-LE/370 Thread_Initialization OK NAMETEST
=000340=
00036 1 AP 1948 APLI EVENT CALL-TO-LE/370 Rununit_Initialization NAMETEST
=000343=
00036 1 FT 1014 Lang.Env. CEEZCREN EVENT CEEEVNT-ID(PRCINIT) R13(06C00E10), 00000000
=000344=
00036 1 FT 1013 Lang.Env. CEEZCREN EVENT CEEEVNT-ID(OTPT) R13(06C00E10), 06C049B0, 07500F28, 06C0403C, 06C010B4
=000345=
00036 1 FT 1101 Lang.Env. CEECRINI EVENT SET_ANCHOR R13(06C009B8), 06C06180, 00000002
=000346=
00036 1 FT 1018 Lang.Env. CEEZINV EVENT CEEEVNT-ID(ENCINIT) R13(06C06D80), 00000000, 06C0403C, 00000000, 06C041B4, 000000
=000347=
00036 1 FT 1008 Lang.Env. CEECRINV EVENT CEEEVNT-ID(MAININV) R13(06C06D80), 87500020, 00000001, 00000000, 00140050, 87500
=000348=
00036 1 AP 1948 APLI EVENT CALL-TO-LE/370 Rununit_End_Invocation NAMETEST
=000386=
00036 1 AP 1949 APLI EVENT RETURN-FROM-LE/370 Rununit_End_Invocation OK NAMETEST
=000387=
00036 1 AP 1948 APLI EVENT CALL-TO-LE/370 Rununit_Termination NAMETEST
=000388=
00036 1 FT 1012 Lang.Env. CEEZDSEX EVENT CEEEVNT-ID(ENCTERM) R13(06C06D80), 06C0403C, 00000000
=000389=
00036 1 FT 1102 Lang.Env. CEECRTRM EVENT SET_ANCHOR R13(06C009B8), 00000000
=000390=
00036 1 AP 1949 APLI EVENT RETURN-FROM-LE/370 Rununit_Termination OK NAMETEST
=000391=
00036 1 AP 1948 APLI EVENT CALL-TO-LE/370 Thread_Termination
=000392=
00036 1 FT 1009 Lang.Env. CEEZDSPR EVENT CEEEVNT-ID(PRCTERM) R13(06C00A80), 00000000
=000393=
00036 1 AP 1949 APLI EVENT RETURN-FROM-LE/370 Thread_Termination OK
=000394=
00036 1 AP 1941 APLI EXIT START_PROGRAM/OK ....,NO,NAMETEST
=000395=
```

Figure 154. CICS trace output in the ABBREV format.

The Domain Name field is replaced with a "Feature" short name (for example, Lang.Env.) and module name (for example, CEE.....) which are coded into the "Feature Trace" initialization (short name) and header formatting call (module name). See the following macro example.

The FULL version includes the heading from the ABBREV version and then dumps each captured block in Hex and Character formats. For an example, see [Figure 155 on page 319](#).

```

AP 1948 APLI EVENT CALL-TO-LE/370 - Rununit_Initialization      Program_name(NAMETEST)
TASK-00036 KE_NUM-0026 TCB-006FA1D0 RET-068218FE TIME-05:58:55.264333923 INTERVAL-00.0000020781 =000343=
1-0000 0000001E *.....d.....!<.....".Y*
2-0000 06878DE0 00140148 0005848C 0014014C 00045A4C 00140130 0014001C 067F3CE8 *..Q.g..E".}
0020 0678FAD8 06878F37 067F3D00 *NAMETEST
3-0000 05C1D4C5 E3C5E2E3 *.....g&.....{.....*
4-0000 00000030 20000000 07500000 00001800 07500020 00000000 06C03800 00000000 *..&.....*
0020 00140050 00000000 00000000 0678FABC

FT Lang.Env. 1014 CEEZCREN EVENT - CEEEVNT-ID(PRCINIT) R13(06C00E10), PARMs(00000000)
TASK-00036 KE_NUM-0026 TCB-006FA1D0 RET-06F092A0 TIME-05:58:55.2643970329 INTERVAL-00.0000636406 =000344=
0000 0000C9C2 D4404040 40404040 40404040 40404040 40404040 40404040 *..IBM
0020 D3819587 A4818785 40C595A5 89999695 948595A3 40404040 40404040 40404040 *Language Environment 00*
0040 F0F0F0F0 F0F0F0F1 C3C5C5C3 E3C6D4E3 D3819587 40C595A5 40000000 *00000001CECTFMTLang.Env....*
1-0000 06C00E10 00000011 00000000 *.....*

FT Lang.Env. 1013 CEEZCREN EVENT - CEEEVNT-ID(OTPT) R13(06C00E10), PARMs(06C049B0, 07500F28, 06C0403C, 06C010B4)
TASK-00036 KE_NUM-0026 TCB-006FA1D0 RET-06F0A23A TIME-05:58:55.2644148454 INTERVAL-00.0000178125 =000345=
0000 0000C9C2 D4404040 40404040 40404040 40404040 40404040 40404040 *..IBM
0020 D3819587 A4818785 40C595A5 89999695 948595A3 40404040 40404040 40404040 *Language Environment 00*
0040 F0F0F0F0 F0F0F0F1 C3C5C5C3 E3C6D4E3 D3819587 40C595A5 40000000 *00000001CECTFMTLang.Env....*
1-0000 06C00E10 00000004 06C049B0 07500F28 06C0403C 06C010B4 *.....{.....&.....*

FT Lang.Env. 1101 CEECRINI EVENT - SET_ANCHOR R13(06C00988), PARMs(06C06180, 00000002)
TASK-00036 KE_NUM-0026 TCB-006FA1D0 RET-06F02F90 TIME-05:58:55.2644493767 INTERVAL-00.0000345312 =000346=
0000 0000C9C2 D4404040 40404040 40404040 40404040 40404040 40404040 *..IBM
0020 D3819587 A4818785 40C595A5 89999695 948595A3 40404040 40404040 40404040 *Language Environment 00*
0040 F0F0F0F0 F0F0F0F1 C3C5C5C3 E3C6D4E3 D3819587 40C595A5 40000000 *00000001CECTFMTLang.Env....*
1-0000 06C00988 06C06180 00000002 *.....{.....*

FT Lang.Env. 1018 CEEZINIV EVENT - CEEEVNT-ID(ENCLIT) R13(06C06D80), PARMs(00000000, 06C0403C, 00000000, 06C041B4, 00000000, 01000000, 00000000, 00000000)
TASK-00036 KE_NUM-0026 TCB-006FA1D0 RET-06F0C9B4 TIME-05:58:55.2644710798 INTERVAL-00.0000217031 =000347=
0000 0000C9C2 D4404040 40404040 40404040 40404040 40404040 40404040 *..IBM
0020 D3819587 A4818785 40C595A5 89999695 948595A3 40404040 40404040 40404040 *Language Environment 00*
0040 F0F0F0F0 F0F0F0F1 C3C5C5C3 E3C6D4E3 D3819587 40C595A5 40000000 *00000001CECTFMTLang.Env....*
1-0000 06C04000 00000012 00000000 06C0403C 00000000 06C041B4 00000000 01000000 *.....{.....*
0020 00000000 00000000 D8C3C5E2 D6000000 00000000 00000000 *.....*
2-0000 D8C3C5E2 C9000000 00000000 00000000 D8C3C5E2 D6000000 00000000 00000000 *QCESI.....QCE50
0020 D8C3C5E2 C5000000 00000000 00000000 *QCESE.....*

FT Lang.Env. 1008 CEECRINI EVENT - CEEEVNT-ID(MAININV) R13(06C06D80), PARMs(07500020, 00000001, 00000000, 00140050, 07500020)
TASK-00036 KE_NUM-0026 TCB-006FA1D0 RET-06F038D2 TIME-05:58:55.2645123298 INTERVAL-00.0000412500 =000348=
0000 0000C9C2 D4404040 40404040 40404040 40404040 40404040 40404040 *..IBM
0020 D3819587 A4818785 40C595A5 89999695 948595A3 40404040 40404040 40404040 *Language Environment 00*
0040 F0F0F0F0 F0F0F0F1 C3C5C5C3 E3C6D4E3 D3819587 40C595A5 40000000 *00000001CECTFMTLang.Env....*
1-0000 06C06D80 0000000E 07500020 00000001 00000000 00140050 07500020 *..{.....g&.....*

AP 1948 APLI EVENT CALL-TO-LE/370 - Rununit_End_Invocation      Program_name(NAMETEST)
TASK-00036 KE_NUM-0026 TCB-006FA1D0 RET-068218FE TIME-05:58:55.2670554079 INTERVAL-00.0000107187 =000386=
1-0000 00000021 *.....*
2-0000 06878DE0 00140148 0005848C 0014014C 00045A4C 00140130 0014001C 067F3CE8 *..g.....d.....!<.....".Y*
0020 0678FAD8 00140390 *..Q.....*
3-0000 05C1D4C5 E3C5E2E3 *NAMETEST
4-0000 40000000 00000000 D5C1D4C5 0000036C D3F3F2F1 00000005 00000000 00000000 *.....NAME...%L321.....*
0020 00000000 001402FC 00000000 00000000 00000000 00000000 00000000 *.....*

```

Figure 155. CICS trace output in the FULL format.

The first block is used for the feature trace information. It contains the name of the off-line formatting module and the short name used in the formatted heading line. The other 6 blocks are available for user data.

The SHORT version is a cross between the ABBREVS and FULL versions.

Ensuring transaction rollback

If your application does not run to normal completion and there is no CICS transaction abend, take steps to ensure that transaction rollback (the backing out of any updates made by the malfunctioning application) takes place.

There are two ways to ensure that a transaction rollback occurs when an unhandled condition of severity 2 or greater is detected:

- Use the ABTERMENC runtime option with the ABEND suboption (ABTERMENC(ABEND)).
- Use an assembler user exit that requests an abend for unhandled conditions of severity 2 or greater.

The IBM-supplied assembler user exit for CICS (CEEEXITA), available in the Language Environment SCEESAMP sample library, ensures that a transaction abend and rollback occur for all unhandled conditions of severity 2 or greater. For more information about the assembler user exit, see [“Invoking the assembler user exit”](#) on page 21.

Finding data when Language Environment returns a nonzero return code

Language Environment does not write any messages to the CESE transient data queue. Table 49 on page 320 shows the output generated when Language Environment returns a nonzero reason code to CICS and the location where the output appears.

Table 49. Finding data when Language Environment returns a nonzero return code

Output Message	Location	Issued By
DFHAC2206 14:43:54 LE03CC01 Transaction UTV2 has failed with abend AEC7. Resource backout was successful.	User's terminal	CICS
DFHAP1200I LE03CC01 A CICS request to the Language Environment has failed. Reason code '0012030'.	System console	CICS
DFHAC2236 06/05/91 14:43:48 LE03CC01 Transaction UTV2 abend AEC7 in routine UT2CVERI term P021 backout successful.	Transient data queue CSMT	CICS

Finding data when Language Environment abends internally

Language Environment does not write any messages to the CESE transient data queue. Table 50 on page 320 shows the output generated when Language Environment abends internally and the location where the output appears:

Table 50. Finding data when Language Environment abends internally

Output Message	Location	Issued By
DFHAC2206 14:35:24 LE03CC01 Transaction UTV8 has failed with abend 4095. Resource backout was successful.	User's terminal	CICS
CEE1000S LE INTERNAL abend. ABCODE = 00000FFF REASON = 00001234	System console	Language Environment
DFHAC2236 06/05/91 14:35:24 LE03CC01 Transaction UTV8 abend 4095 in routine UT8CVERI term P021 backout successful.	Transient data queue CSMT	CICS

Finding data when Language Environment abends from an EXEC CICS command

This section shows the output generated when an application abends from an EXEC CICS command and the location where the output appears. This error assumes the use of Language Environment runtime option TERMTHDACT(MSG).

Table 51. Finding data when Language Environment abends from an EXEC CICS command

Output Message	Location	Issued By
DFHAC2206 14:35:34 LE03CC01 Transaction UTV8 has failed with abend AEI. Resource backout was successful.	User's terminal	CICS
No message.	System console	CICS
DFHAC2236 06/05/91 14:35:17 LE03CC01 Transaction UTV9 abend AEI0 in routine UT9CVERI term P021 backout successful.	Transient data queue CSMT	CICS
P021UTV9 091156 143516 CEE3250C The System or User Abend AEI0 was issued.	Transient data queue CESE	Language Environment

Displaying and modifying runtime options with the CLER transaction

The CICS transaction CLER allows you to display all the current Language Environment runtime options for a region, and to modify a subset of these options. The CLER transaction can be used to:

- Display the current runtime options in effect for the region.
- Modify the following subset of the region runtime options:
 - ALL31(ON|OFF)
 - CBLPSHPOP(ON|OFF)
 - CHECK(ON|OFF)
 - HEAPZONES(0-1024,QUIET|MSG|TRACE|ABEND)
 - INFOMSGFILTER(ON|OFF)
 - RPTOPTS(ON|OFF)
 - RPTSTG(ON|OFF)
 - TERMTHDACT(QUIET|MSG|TRACE|DUMP|UAONLY|UATRACE| UADUMP|UAIMM)
 - TRAP(ON|OFF)
- Write the current region runtime options to the CESE queue for printing.

The CLER transaction is conversational; it presents the user with commands for the terminal display. The runtime options that can be modified with this transaction are only in effect for the duration of the running region.

The CLER transaction must be defined in the CICS CSD (CICS System Definition file). The following definitions are required, and are in the Language Environment CEECCSD job in the SCEESAMP data set. Use the CEECCSD job to activate these definitions, or you must define them dynamically with the CICS CEDA transaction.

```
DEFINE PROGRAM(CEL4RT0) GROUP(CEE) LANGUAGE(ASSEMBLER) EXECKEY(CICS)
DEFINE MAPSET(CELCLEM) GROUP(CEE)
DEFINE MAPSET(CELCLR) GROUP(CEE)
DEFINE TRANS(CLER) PROG(CEL4RT0) GROUP(CEE)
```

Note: If the runtime option ALL31 is modified to OFF, the stack is forced to BELOW. A warning message, asking if you want to continue, is presented on the panel if the runtime option ALL31 is set to OFF or CBLPSHPOP, RPTOPTS, and RPTSTG are set to ON.

To send the runtime option report to the CESE queue for output display or printing, press PF10 on the panel which displays the runtime option report.

For detailed information on the use of CLER, select PF1 from the main menu that is displayed when the CLER transaction is invoked.

Part 3. Debugging Language Environment AMODE 64 applications

This information provides specific details for debugging applications written to make use of the memory address space above the 2 GB bar.

Chapter 10. Preparing your AMODE 64 application for debugging

This chapter describes options and features that you can use to prepare your AMODE 64 application for debugging. The following topics are covered:

- Compiler options for C and C++
- Language Environment runtime options
- Use of storage in routines
- Options for modifying exception handling
- Assembler user exits
- Enclave termination behavior
- Language Environment feedback codes and condition tokens

Setting compiler options

The following sections discuss language-specific compiler options important to debugging routines in Language Environment. These sections cover only the compiler options that are important to debugging. For a complete list of compiler options, see the appropriate HLL publications.

The use of some compiler options (such as DEBUG) can affect the performance of your routine. You must set these options before you compile. In some cases, you might need to remove the option and recompile your routine before delivering your application.

XL C and XL C++ compiler options for AMODE 64 applications

When compiling an application using the LP64 compiler option, you cannot use the TEST compiler option. You must instead use the DEBUG(FORMAT(DWARF)) compiler option.

When the GONUMBER compiler option is used with LP64, it will produce executables with additional debug information. This is used by Language Environment to produce statement numbers in the Language Environment dump (CEEDUMP). Statement numbers in the CEEDUMP are also produced if the DEBUG compiler option or the c89 -g option is used.

For more information about Interprocedural Analysis (IPA), see [Using the IPA](#) in *z/OS XL C/C++ Programming Guide*.

Using Language Environment runtime options

Several runtime options affect debugging in Language Environment. The TEST runtime option, for example, can be used with a debugging tool to specify the level of control in effect for the debugging tool when the routine being initialized is started. The DYNDUMP, HEAPCHK, TERMTHDACT, TRACE, and TRAP options affect exception handling. The following Language Environment runtime options affect debugging. For a more detailed discussion of these runtime options, see *z/OS Language Environment Programming Reference*.

Runtime option	Description of runtime option
CEEDUMP	Specifies options to control the processing of the Language Environment dump report.
DYNDUMP	Provides a way to obtain IPCS readable dumps of user applications that would ordinarily be lost due to the absence of a SYSMDUMP, SYSUDUMP, or SYSABEND DD statement
HEAPCHK	Determines whether additional heap check tests are performed.
HEAPZONES	Activates user heap overlay toleration and checking.

Runtime option	Description of runtime option
INFMSGFILTER	Filters user specified informational messages from stderr. Affects only those messages generated by Language Environment and any routine that calls <code>__le_msg_get_and_write()</code> . Other routines that write to stderr, such as <code>__le_msg_write()</code> , do not have a filtering option.
PROFILE	Controls the use of an optional profiler tool, which collects performance data for the running application. When this option is in effect, the profiler is loaded and the debugger cannot be loaded. If the TEST option is in effect when PROFILE is specified, the profiler tool will not be loaded.
RPTOPTS	Causes a report to be produced which contains the runtime options in effect. See “Determining the runtime options in effect for AMODE 64 applications” on page 326 below.
RPTSTG	Generates a report of the storage used by an enclave. See “Controlling storage allocation for AMODE 64 applications” on page 328 .
STORAGE	Specifies that Language Environment initializes all heap and stack storage to a user-specified value.
TERMTHDACT	Controls response when an enclave terminates due to an unhandled condition of severity 2 or greater.
TEST	Specifies the conditions under which a debugging tool assumes control.
TRACE	Activates Language Environment runtime library tracing and controls the size of the trace table, the type of trace, and whether the trace table should be dumped unconditionally upon termination of the application.
TRAP	When TRAP is set to ON, Language Environment traps routine interrupts and abends, and optionally prints trace information or invokes a user-written exception handling routine. With TRAP set to OFF, the operating system handles all interrupts and abends. You should generally set TRAP to ON, or your runtime results can be unpredictable.

Determining the runtime options in effect for AMODE 64 applications

The runtime options in effect at the time the routine is run can affect routine behavior. Use RPTOPTS(ON) to generate an options report in the Language Environment message file when your routine terminates. The options report lists runtime options, and indicates where they were set. [Figure 156 on page 327](#) shows a sample options report.

Options Report for Enclave main Tue Sep 16 09:18:49 2025
 Language Environment V03 R02.00Options Report for Enclave main Tue Sep 12 09:18:49 2023
 Language Environment V03 R01.00

LAST WHERE SET	OPTION
IBM-supplied default	CEEDUMP(60,SYSOUT=*,FREE=END,SPIN=UNALLOC)
IBM-supplied default	DYNDUMP(*USERID,NODYNAMIC,TDUMP)
IBM-supplied default	ENVAR("")
IBM-supplied default	FILETAG(NOAUTOCVT,NOAUTOTAG)
PARMLIB(CEEPRMML)	HEAPCHK(OFF,1,0,0,0,1024,0,1024,0)
IBM-supplied default	HEAPPOLLS(OFF,8,10,32,10,128,10,256,10,1024,10,2048,10,0,10,0,10,0,10,0,10,0,10,0,10)
IBM-supplied default	HEAPPOLLS64(OFF,8,4000,32,2000,128,700,256,350,1024,100,2048,50,3072,50,4096,50,8192,25,16384,10,32768,5,65536,5)
IBM-supplied default	HEAPZONES(0,ABEND,0,ABEND)
PARMLIB(CEEPRMML)	HEAP64(6M,1M,KEEP,32768,32768,KEEP,4096,4096,FREE)
IBM-supplied default	INFMSGFILTER(OFF,,,))
IBM-supplied default	IOHEAP64(1M,1M,FREE,12288,8192,FREE,4096,4096,FREE)
IBM-supplied default	LIBHEAP64(1M,1M,FREE,16384,8192,FREE,8192,4096,FREE)
IBM-supplied default	NATLANG(ENU)
IBM-supplied default	PAGEFRAMESIZE64(4K,4K,4K,4K,4K,4K,4K)
Invocation command	POSIX(ON)
IBM-supplied default	PROFILE(OFF,"")
DD:CEEOPPTS	RPTOPTS(ON)
SETCEE command	RPTSTG(ON)
IBM-supplied default	STACK64(1M,1M,128M)
IBM-supplied default	STORAGE(NONE,NONE,NONE,)
IBM-supplied default	TERMTHDACT(TRACE,,96)
IBM-supplied default	NOTEST(ALL,"*", "PROMPT", "INSPREF")
IBM-supplied default	THREADSTACK64(OFF,1M,1M,128M)
IBM-supplied default	TRACE(OFF,4096,DUMP,LE=0)
IBM-supplied default	TRAP(ON,SPIE)

Figure 156. Sample 64-bit options report

Understanding the HEAPZONES and HEAPCHK runtime options

The HEAPZONES and HEAPCHK runtime options are useful for debugging overlay damage problems that occur in the user heap. Though similar in that both options can be used for debugging purposes, the runtime options activate very different behavior in the runtime when specified.

HEAPZONES is a lightweight mechanism that detects heap overlay damage only during the freeing of an element. It looks for damage in the heap check zone of the freed element only.

Selecting a non-quiet output option causes HEAPZONES to display information about the damaged heap element. When messaging is requested, the address of the damaged element along with information specific to the heap check zone are included in the message. Depending on the type of damage, the value of the heap check zone is displayed. The data area of the damaged location is displayed following any issued informational messages. This runtime option can also be used as a mechanism to tolerate heap overlay damage by simply requesting no output (QUIET).

Depending on the size of the heap check zone and the number of allocation requests, the user may notice a significant amount of extra storage being used by the application. Performance may be affected due to the overhead of examining each heap check zone.

HEAPCHK investigates the entire user heap for damage during heap related calls at a frequency based on the specified settings in the option. Because HEAPCHK will traverse the entire user heap, a slow down in application performance will occur. Information about HEAPCHK diagnostic output is discussed in Chapter 3, “Using Language Environment debugging facilities,” on page 35.

When deciding which runtime option is better suited to use with your application, consider the differences between HEAPZONES and HEAPCHK relating to performance, storage usage, and time of damage detection. Although both runtime options affect performance, an application that chooses HEAPCHK will perform slower than an application that chooses HEAPZONES. If storage usage is a concern, HEAPCHK will not consume extra amounts of storage in the manner that HEAPZONES will. Determining when heap damage has occurred may be simpler to accomplish if HEAPCHK is chosen because of the frequency and scope of its analysis.

For more information about the HEAPZONES runtime option, see [HEAPZONES](#) in *z/OS Language Environment Programming Reference*.

For more information about the HEAPCHK runtime option, see [HEAPCHK](#) in *z/OS Language Environment Programming Reference*.

Controlling storage allocation for AMODE 64 applications

The following runtime options control storage allocation:

- HEAP64
- HEAPPOOLS
- HEAPPOOLS64
- IOHEAP64
- LIBHEAP64
- STACK64
- THREADSTACK64

To generate a report of the storage a routine (or more specifically, an enclave) used during its run, specify the RPTSTG(ON) runtime option. The storage report, generated during enclave termination provides statistics that can help you understand how space is being consumed as the enclave runs. If storage management tuning is desired, the statistics can help you set the corresponding storage-related runtime options for future runs. [Figure 157 on page 328](#) shows a sample storage report.

```
Storage Report for Enclave main Tue Sep 12 09:26:22 2023
Language Environment V03 R01.00

STACK64 statistics:
Initial size:                1M
Increment size:              1M
Maximum used by all concurrent threads: 1M
Largest used by any thread:  1M
Number of increments allocated: 0
THREADSTACK64 statistics:
Initial size:                1M
Increment size:              1M
Maximum used by all concurrent threads: 0M
Largest used by any thread:  0M
Number of increments allocated: 0
64bit User HEAP statistics:
Initial size:                1M
Increment size:              1M
Total heap storage used:      983808
Suggested initial size:      1M
Successful Get Heap requests: 11
Successful Free Heap requests: 0
Number of segments allocated: 0
Number of segments freed:    0
31bit User HEAP statistics:
Initial size:                32768
Increment size:              32768
Total heap storage used (sugg. initial size): 243352
Successful Get Heap requests: 58
Successful Free Heap requests: 0
Number of segments allocated: 9
Number of segments freed:    0
24bit User HEAP statistics:
Initial size:                4096
Increment size:              4096
Total heap storage used (sugg. initial size): 0
Successful Get Heap requests: 0
Successful Free Heap requests: 0
Number of segments allocated: 0
Number of segments freed:    0
64bit Library HEAP statistics:
Initial size:                1M
Increment size:              1M
Total heap storage used:      3795584
Suggested initial size:      4M
Successful Get Heap requests: 384
Successful Free Heap requests: 337
Number of segments allocated: 2
Number of segments freed:    0
31bit Library HEAP statistics:
Initial size:                16384
Increment size:              8192
Total heap storage used (sugg. initial size): 0
Successful Get Heap requests: 0
Successful Free Heap requests: 0
Number of segments allocated: 0
Number of segments freed:    0
```

Figure 157. 64-bit storage report (Part 1 of 4)

[Figure 158 on page 329](#) shows a sample storage report.

```

24bit Library HEAP statistics:
Initial size: 8192
Increment size: 4096
Total heap storage used (sugg. initial size): 0
Successful Get Heap requests: 0
Successful Free Heap requests: 0
Number of segments allocated: 0
Number of segments freed: 0
64bit I/O HEAP statistics:
Initial size: 1M
Increment size: 1M
Total heap storage used: 0
Suggested initial size: 1M
Successful Get Heap requests: 0
Successful Free Heap requests: 0
Number of segments allocated: 0
Number of segments freed: 0
31bit I/O HEAP statistics:
Initial size: 12288
Increment size: 8192
Total heap storage used (sugg. initial size): 9616
Successful Get Heap requests: 27
Successful Free Heap requests: 19
Number of segments allocated: 1
Number of segments freed: 0
24bit I/O HEAP statistics:
Initial size: 4096
Increment size: 4096
Total heap storage used (sugg. initial size): 3032
Successful Get Heap requests: 14
Successful Free Heap requests: 6
Number of segments allocated: 1
Number of segments freed: 0
HEAPPOOLS Statistics:
Pool 1 size: 8 Get Requests: 0
Pool 2 size: 32 Get Requests: 1
Successful Get Heap requests: 17- 24 1
Pool 3 size: 128 Get Requests: 0
Pool 4 size: 256 Get Requests: 0
Pool 5.1 size: 1024 Get Requests: 225
Pool 5.2 size: 1024 Get Requests: 0
Pool 5.3 size: 1024 Get Requests: 0
Successful Get Heap requests: 273- 280 225
Pool 6 size: 2048 Get Requests: 0
Requests greater than the largest cell size: 0
HEAPPOOLS Summary:
Specified Element Extent Cells Per Extents Maximum Cells In
Cell Size Size Percent Extent Allocated Cells Used Use
-----
8 16 10 409 0 0 0
32 40 10 163 1 1 1
128 136 10 48 0 0 0
256 264 10 24 0 0 0
1024 1032 10 4 57 225 225
1024 1032 10 4 0 0 0
1024 1032 10 4 0 0 0
2048 2056 10 4 0 0 0
-----
Suggested Percentages for current Cell Sizes:
HEAPP(ON,8,1,32,1,128,1,256,1,(1024,3),90,2048,1,0)
Suggested Cell Sizes:
HEAPP(ON,24,,280,,2048,,0)

```

Figure 158. 64-bit storage report (Part 2 of 4)

Figure 159 on page 330 shows a sample storage report.

```

HEAPPOOLS64 Statistics:
Pool 1 size: 8 Get Requests: 2
Successful Get Heap requests: 1- 8 2
Pool 2 size: 32 Get Requests: 240
Successful Get Heap requests: 9- 16 12
Successful Get Heap requests: 17- 24 227
Successful Get Heap requests: 25- 32 1
Pool 3 size: 128 Get Requests: 125
Successful Get Heap requests: 33- 40 4
Successful Get Heap requests: 41- 48 1
Successful Get Heap requests: 49- 56 1
Successful Get Heap requests: 57- 64 4
Successful Get Heap requests: 65- 72 3
Successful Get Heap requests: 73- 80 7
Successful Get Heap requests: 81- 88 2
Successful Get Heap requests: 89- 96 88
Successful Get Heap requests: 105- 112 3
Successful Get Heap requests: 113- 120 8
Successful Get Heap requests: 121- 128 4
Pool 4 size: 256 Get Requests: 53
Successful Get Heap requests: 129- 136 2
Successful Get Heap requests: 137- 144 2
Successful Get Heap requests: 145- 152 2
Successful Get Heap requests: 153- 160 8
Successful Get Heap requests: 161- 168 1
Successful Get Heap requests: 169- 176 2
Successful Get Heap requests: 177- 184 3
Successful Get Heap requests: 185- 192 6
Successful Get Heap requests: 193- 200 5
Successful Get Heap requests: 201- 208 5
Successful Get Heap requests: 209- 216 2
Successful Get Heap requests: 217- 224 1
Successful Get Heap requests: 225- 232 5
Successful Get Heap requests: 233- 240 6
Successful Get Heap requests: 249- 256 3
Pool 5.1 size: 1024 Get Requests: 2
Pool 5.2 size: 1024 Get Requests: 2
Pool 5.3 size: 1024 Get Requests: 0
Successful Get Heap requests: 281- 288 2
Successful Get Heap requests: 521- 528 1
Successful Get Heap requests: 713- 720 1
Pool 6 size: 2048 Get Requests: 2
Successful Get Heap requests: 1505- 1512 1
Successful Get Heap requests: 1641- 1648 1
Pool 7 size: 3072 Get Requests: 2
Successful Get Heap requests: 2073- 2080 1
Successful Get Heap requests: 2105- 2112 1
Pool 8 size: 4096 Get Requests: 1
Successful Get Heap requests: 3681- 3688 1
Pool 9 size: 8192 Get Requests: 0
Pool 10 size: 16384 Get Requests: 0
Pool 11 size: 32768 Get Requests: 0
Pool 12 size: 65536 Get Requests: 0
Requests greater than the largest cell size: 0

```

Figure 159. 64-bit storage report (Part 3 of 4)

Figure 160 on page 330 shows a sample storage report.

```

HEAPPOOLS64 Summary:
Specified Element Cells Per Extents Maximum Cells In
Cell Size Size Extent Allocated Cells Used Use
-----
8 32 4000 1 1 0
32 48 2000 1 226 225
128 144 700 1 83 77
256 272 350 1 1 0
1024 1040 34 1 2 2
1024 1040 34 1 2 0
1024 1040 34 0 0 0
2048 2064 50 1 2 2
3072 3088 50 1 2 2
4096 4112 50 1 1 0
8192 8208 25 0 0 0
16384 16400 10 0 0 0
32768 32784 5 0 0 0
65536 65552 5 0 0 0
Suggested Cell Sizes:
HP64(ON,
40,,80,,96,,128,,168,,224,,
288,,528,,720,,1648,,2112,,3688,)
Largest number of threads concurrently active: 6
End of Storage Report

```

Figure 160. 64-bit storage report (Part 4 of 4)

Storage statistics for AMODE 64 applications

The statistics for initial and incremental allocations of storage types that have a corresponding runtime option differ from the runtime option settings when their values have been rounded up by the implementation, or when allocations larger than the amounts specified were required during execution. See [Storage statistics for AMODE 64 applications in z/OS Language Environment Programming Reference](#) for information about rounding.

Stack storage statistics for AMODE 64 applications

Language Environment stack storage is managed at the thread level—each thread has its own stack-type resources.

STACK64 and THREADSTACK64 statistics

- Initial size—the actual size of the initial stack area assigned to each thread. If a pthread-attributes-table is provided on the invocation of pthread-create, the stack size specified in the pthread-attributes-table takes precedence over the stack runtime options.
- Increment size—the size of each incremental stack area made available, as determined by the increment portion of the corresponding runtime option.
- Maximum used by all concurrent threads—the maximum amount allocated in total at any one time by all concurrently executing threads.
- Largest used by any thread—the largest amount allocated ever by any single thread.
- Number of increments allocated—the number of incremental segments allocated by all threads.

Determining the applicable threads

If the application is not a multithreading application, the STACK64 statistics are for the one and only thread that executed, and the THREADSTACK64 statistics are all zero.

If the application is a multithreading application, and THREADSTACK64 was not suppressed, the STACK64 statistics are for the initial thread (IPT), and the THREADSTACK64 statistics are for the other threads. However, if THREADSTACK64 was suppressed, the STACK64 statistics are for all of the threads, initial and other.

Allocating stack storage

The allocation of the stack for each thread, including the initial processing thread (IPT), is part of a storage request to the system when the thread is first created. Other storage, not part of the stack, is also acquired at this time. These storage allocations are not shown in the storage report. The size of the stack portion of this storage is the stack maximum size plus a one megabyte (1M) guard area. After allocation, the guard area follows the stack initial size and runs through the end of the stack maximum size plus the 1M guard area. Increments to the stack for each thread do not result in additional storage requests to the system. They result in the movement of the beginning of the guard area no further than the maximum size of the stack. The stack initial, increment, and maximum sizes are controlled through the STACK64 and THREADSTACK64 runtime options.

Heap storage statistics

Language Environment heap storage is managed at the enclave level. Each enclave has its own heap type resources, which are shared by the threads that execute within the enclave. The heap resources have 64-bit, 31-bit, and 24-bit addressable areas, each of which can be tuned separately.

HEAP64, LIBHEAP64, and IOHEAP64 statistics

- Initial size—the default initial allocation, as specified by the corresponding runtime option.
- Increment size—the minimum incremental allocation, as specified by the corresponding runtime option.
- Total heap storage used—the largest total amount used by the enclave at any one time.
- Successful Get Heap requests—the number of get heap requests.
- Successful Free Heap requests—the number of free heap requests.
- Number of segments allocated—the number of incremental segments allocated.
- Number of segments freed—the number of incremental segments individually freed.

The number of Free Heap requests could be less than the number of Get Heap requests if the pieces of heap storage acquired by individual Get Heap requests were not explicitly freed, but were freed implicitly.

during enclave termination. The number of incremental segments individually freed could be less than the number allocated if the segments were not explicitly freed, but were freed implicitly during enclave termination. The initial segment is included in `Number of segments allocated` for each 31-bit and 24-bit addressable heap resource, and for the 64-bit addressable IOHEAP64 resource. A disposition of `KEEP` always causes 0 to be reported for the `Number of segments freed`. These statistics, in all cases, specify totals for the entire enclave.

Heap pools storage statistics

The `HEAPPOOLS` and `HEAPPOOLS64` runtime options for C/C++ applications only controls usage of the heap pools storage algorithm at the enclave level. The heap pools algorithm allows for the definition of one to twelve heap pools, each consisting of a number of storage cells of a specified length. For further details regarding heap pools storage statistics in the storage report, see [“Language Environment storage report with heap pools statistics”](#) on page 465.

Modifying exception handling behavior

Setting the exception handling behavior of your routine affects the response that occurs when the routine encounters an error. You can modify exception handling behavior in the following ways:

- Application program interfaces (API)
- User-written exception handlers
- POSIX functions (used to specifically set signal actions and signal masks)

Language Environment application program interfaces (API)

You can use the following APIs to modify exception handling:

Function name	API description
<code>__cabend()</code>	Terminates an enclave using an <code>abend</code> .
<code>__le_cib_get()</code>	Returns a pointer to a condition information block (CIB) associated with a given condition token. The CIB contains detailed information about the condition.
<code>__set_exception_handler()</code>	Activates a routine to handle an exception.
<code>__reset_exception_handler()</code>	Removes handling of an exception by any routine.

Language Environment runtime options

The following Language Environment runtime options can affect your routine's exception handling behavior:

Runtime option	Description of runtime option
TERMTHDACT	<p>Sets the level of information that is produced when a condition of severity 2 or greater remains unhandled within the enclave. The possible parameter settings for different levels of information are:</p> <ul style="list-style-type: none"> • QUIET for no information • MSG for message only • TRACE for message and a traceback • DUMP for message, traceback, and Language Environment dump • UAONLY for message and a system dump of the user address space • UATRACE for message, Language Environment dump with traceback information only, and a system dump of the user address space • UADUMP for message, traceback, Language Environment dump, and system dump • UAIMM for a system dump of the user address space of the original abend or program interrupt prior to the Language Environment condition manager processing the condition.
TRAP (ON)	<p>Fully enables the Language Environment exception handler. This causes the Language Environment exception handler to intercept error conditions and routine interrupts.</p> <p>When TRAP(ON, NOSPIE) is specified, Language Environment handles all program interrupts and abends through an ESTAE. Use this feature when you do not want Language Environment to issue an ESPIE macro.</p> <p>During normal operation, you should use TRAP(ON) when running your applications.</p>
TRAP (OFF)	<p>Disables the Language Environment condition handler from handling abends and program checks/interrupts. ESPIE is not issued with TRAP(OFF).</p> <p>Specify TRAP(OFF) when you do not want Language Environment to issue an ESPIE.</p> <p>When TRAP(OFF), TRAP(OFF,SPIE), or TRAP(OFF,NOSPIE) is specified and either a program interrupt or abend occurs, the user exit for termination is ignored.</p> <p>TRAP(OFF) can cause several unexpected side effects. It is not supported in AMODE 64 production execution.</p> <p>For more information about the TRAP option, see TRAP in <i>z/OS Language Environment Programming Reference</i>.</p>

Customizing exception handlers

User-written exception handlers permit you to customize exception handling for certain conditions. You can register a user-written exception handler for the current stack frame by using the `__set_exception_handler()` API. For more information about user-written exception handlers and the Language Environment condition manager, see [__set_exception_handler\(\) — Register an exception handler routine](#) in *z/OS XL C/C++ Runtime Library Reference*.

Using condition information

If a condition that might require attention occurs while an application is running, Language Environment builds a condition token. The condition token contains 16 bytes (128 bits) of information about the condition that Language Environment or your routines can use to respond appropriately. Each condition is associated with a single Language Environment runtime message. You can use this condition information in two ways:

- To specify the feedback code parameter when calling Language Environment services (see [“Using the feedback code parameter”](#) on page 334).
- To code a symbolic feedback code in a user-written exception handler (see [“Using the symbolic feedback code”](#) on page 335).

Using the feedback code parameter

The feedback code is an optional parameter of the Language Environment APIs. For C/C++ applications, this parameter is optional. For more information about feedback codes and condition tokens, see [Using symbolic feedback codes](#) and [Using condition tokens](#) in *z/OS Language Environment Programming Guide for 64-bit Virtual Addressing Mode*.

When you provide the feedback code (fc) parameter, the API in which the condition occurs sets the feedback code to a specific value called a condition token.

The condition token does not apply to asynchronous signals. For a discussion of the distinctions between synchronous signals and asynchronous signals with POSIX(ON), see [Language Environment and POSIX signal handling interactions](#) in *z/OS Language Environment Programming Guide*.

When you do not provide the fc parameter, any nonzero condition is signaled and processed by Language Environment exception handling routines. If you have registered a user-written exception handler, Language Environment passes control to the handler, which determines the next action to take. If the condition remains unhandled, Language Environment writes a message to stderr. The message is the translation of the condition token into English (or another supported national language).

Language Environment provides APIs that can be used to convert condition tokens to routine variables, messages, or signaled conditions. The following table lists these Language Environment APIs and their functions. For more information about these APIs, see [Library functions](#) in *z/OS XL C/C++ Runtime Library Reference*.

API name	API description
<code>__le_msg_write()</code>	Writes a message string to stderr
<code>__le_msg_get_and_write()</code>	Takes a message associated with a condition and writes it to stderr
<code>__le_msg_get()</code>	Retrieves, formats, and stores message data for a condition
<code>__le_msg_add_insert()</code>	Creates a message insert

There are two types of condition tokens. Case 1 condition tokens contain condition information, including the Language Environment message number. All Language Environment APIs and most application routines use case 1 condition tokens. Case 2 condition tokens contain condition information and a user-specified class and cause code. Application routines, user-written exception handlers, assembler user exits, and some operating systems can use case 2 condition tokens.

0	-	31	32 - 33	34 - 36	37 - 39	40 - 63	64 - 127
Condition_ID			Case Number	Severity Number	Control Code	Facility_ID	ISI

For Case 1 condition tokens, Condition_ID is:

0 - 15	16 - 31
Severity Number	Message Number

For Case 2 condition tokens, Condition_ID is:

0 - 15	16 - 31
Class Code	Cause Code

A symbolic feedback code represents the first 8 bytes of a condition token. It contains the Condition_ID, Case Number, Severity Number, Control Code, and Facility_ID, whose bit offsets are indicated.

Figure 161. Language Environment condition token

For example, in the condition token: X'0003032D 59C3C5C5 00000000 00000000'

- X'0003' is severity.
- X'032D' is message number 813.

- X'59' are hexadecimal flags for case, severity, and control.
- X'C3C5C5' is the CEE facility ID.
- X'00000000 00000000' is the instance specific information (ISI). (In this case, no ISI was provided.)

If a Language Environment traceback or dump is generated while a condition token is being processed or when a condition exists, Language Environment writes the runtime message to the condition section of the traceback or dump. If a condition is detected when a Language Environment API is invoked without a feedback code, the condition token is passed to the Language Environment condition manager. If a condition is severity 0 or 1, Language Environment resumes without issuing a message. For conditions of severity 2 or greater, Language Environment issues a message and terminates. For a list of Language Environment runtime messages and corrective information, see [Language Environment errno2 values](#) in *z/OS Language Environment Runtime Messages*.

If a second condition is raised while Language Environment is attempting to handle a condition, the message CEE0374C CONDITION = <message no.> is displayed using a write-to-operator (WTO). The message number in the CEE0374C message indicates the original condition that was being handled when the second condition was raised. This can happen when a critical error is signaled (for example, when internal control blocks are damaged).

If the output for this error message appears several times in sequence, the conditions appear in order of occurrence. Correcting the earliest condition can cause your application to run successfully.

Using the symbolic feedback code

The symbolic feedback code represents the first 8 bytes of a 16-byte condition token. You can think of the symbolic feedback code as the nickname for a condition. As such, the symbolic feedback code can be used in user-written exception handlers to screen for a given condition, even if it occurs at different locations in an application. For more details on symbolic feedback codes, see [Using symbolic feedback codes](#) in *z/OS Language Environment Programming Guide for 64-bit Virtual Addressing Mode*.

Chapter 11. Classifying AMODE 64 application errors

This chapter describes errors that commonly occur in Language Environment AMODE 64 applications. It also explains how to use runtime messages and abend codes to obtain information about errors in your application.

Identifying problems in routines

The following sections describe how you can identify errors in Language Environment routines. Included are common error symptoms and solutions.

Language Environment module names

You can identify Language Environment-supplied module elements by any of the following three-character prefixes:

- CEE (Language Environment)
- CEL (Language Environment)
- EDC (C/C++)

Module elements or text files with other prefixes are not part of the Language Environment product for AMODE 64 applications.

Common errors in routines

These common errors have simple solutions:

- If you receive abend U4093, reason X'224' (548 decimal), then make sure you use MEMLIMIT to allow access to above the 2 GB bar.
- If you do not have enough virtual storage, increase your region size or decrease your storage usage (stack size) by using the storage-related runtime options and callable services. (See [“Controlling storage allocation for AMODE 64 applications”](#) on page 328 for information about using storage in routines.)
- If you do not have enough disk space, increase your disk allocation.
- If executable files are not available, check your executable library to ensure that they are defined. For example, check your STEPLIB or JOBLIB definitions.

If your error is not caused by any of the items previously listed, examine your routine or routines for changes since the last successful run. If there have been changes, review these changes for errors that might be causing the problem. One way to isolate the problem is to branch around or comment out recent changes and rerun the routine. If the run is successful, the error can be narrowed to the scope of the changes.

Changes in optimization levels, addressing modes, and input/output file formats can also cause unanticipated problems in your routine.

In most cases, generated condition tokens or runtime messages point to the nature of the error. The runtime messages offer the most efficient corrective action. To help you analyze errors and determine the most useful method to fix the problem, [Table 52 on page 338](#) lists common error symptoms, possible causes, and programmer responses.

Table 52. Common error symptoms, possible causes, and programmer responses

Error symptom	Possible cause	Programmer response
Numbered runtime message appears	Condition raised in routine	For any messages you receive, read the Programmer Response. For information about message structure, see “Interpreting runtime messages” on page 338.
User abend code < 4000	<ul style="list-style-type: none"> A non-Language Environment abend occurred The assembler user exit requested an abend for an unhandled condition of severity ≥ 2 	Check for a subsystem-generated abend or a user-specified abend in Language Environment abend codes in z/OS Language Environment Runtime Messages .
User abend code ≥ 4000	<ul style="list-style-type: none"> Language Environment detected an error and could not proceed An unhandled software-raised condition occurred The assembler user exit requested an abend for an unhandled condition of severity 4 	For any abends you receive, read the appropriate explanation in Language Environment abend codes in z/OS Language Environment Runtime Messages .
System abend with TRAP(OFF)	Cause depends on type of malfunction	Respond appropriately. See the messages and codes book of the operating system.
System abend with TRAP(ON)	System-detected error	See the messages and codes book of the operating system.
No response (wait/loop)	Application logic failure	Check routine logic.
Unexpected message (message received was not from most recent service)	Condition caused by something related to current service	Generate a traceback using <code>cdump()</code> or <code>ctrace()</code> .
Incorrect output	Incorrect file definitions, storage overlay, incorrect routine mask setting, references to uninitialized variables, data input errors, or application routine logic error	Correct the appropriate parameters.
No output	Incorrect ddname or file definitions	Correct the appropriate parameters.
Nonzero return code from enclave	The return code was issued by the application routine	Check the application for the meaning of the return code.

Interpreting runtime messages

The first step in debugging your routine is to look up any runtime messages. runtime messages are written to the C stderr stream. runtime messages provide users with additional information about a condition, and possible solutions for any errors that occurred. They can be issued by Language Environment common routines or language-specific runtime routines and contain a message prefix, message number, severity code, and descriptive text.

In the following example Language Environment message:

```
CEE3206S The system detected a specification exception (System Completion Code=0C6).
```

- The message prefix is CEE.
- The message number is 3206.
- The severity code is S.
- The message text is "The system detected a specification exception (System Completion Code=0C6)".

Language Environment messages can appear even though you made no explicit calls to Language Environment services. C/C++ runtime library routines commonly use the Language Environment services. This is why you can see Language Environment messages even when the application routine does not directly call common runtime services.

Message prefix

The message prefix indicates the Language Environment component that generated the message. The message prefix is the first three characters of the message number and is also the facility ID in the condition token. The messages for the various components can be found in *z/OS Language Environment Runtime Messages*.

Message Prefix	Language Environment Component
CEE	Common run time
EDC	C/C++ run time

Message number

The message number is the 4-digit number following the message prefix. Leading zeros are inserted, if the message number is less than four digits. It identifies the condition raised and references additional condition and programmer response information.

Severity code

The severity code is the letter following the message number and indicates the level of attention called for by the condition. Messages with severity "I" are informational messages and do not usually require any corrective action. In general, if more than one runtime message appears, the first noninformational message indicates the problem. For a complete list of severity codes, severity values, condition information, and default actions, see [Interpreting runtime messages](#) in *z/OS Language Environment Programming Guide for 64-bit Virtual Addressing Mode*.

Message text

The message text provides a brief explanation of the condition.

Understanding abend codes

Under Language Environment, abnormal terminations generate abend codes. There are two types of abend codes:

- User abends (Language Environment and user-specified)
- System abends.

User abends follow the format of *Udddd*, where *dddd* is a decimal user abend code. System abends follow the format of *Shhh*, where *hhh* is a hexadecimal abend code. Language Environment abend codes are usually in the range of 4000 to 4095. However, some subsystem abend codes can also fall in this range. User-specified abends use the range of 0 to 3999.

Example abend codes are:

```
User (Language  
Environment) abend code:U4041  
User-specified abend code:U0005  
System abend code:S80A
```

The Language Environment API `__cabend()` terminates your application with an abend. You can set the `clean_up` parameter value to determine how the abend is processed and how Language Environment handles the raised condition. For more information about `__cabend()` and `clean_up`, see [z/OS C/C++ Runtime Library Reference](#).

User abends

If you receive a Language Environment abend code, see [Language Environment abend codes in z/OS Language Environment Runtime Messages](#) for a list of abend codes, error descriptions, and programmer responses.

System abends

If you receive a system abend code, look up the code and the corresponding information in the publications for the system you are using. When a system abend occurs, the operating system can generate a system dump. System dumps are written to ddname `SYSMDUMP`, `SYSABEND`, or `SYSUDUMP`. If the `DYNDUMP` runtime option is used in combination with the `TERMTHDACT` runtime option, the system dump can be written without the ddname specified. System dumps show the memory state at the time of the condition. See [“Generating a system dump” on page 358](#) for more information about system dumps.

Chapter 12. Using Language Environment AMODE 64 debugging facilities

You can debug AMODE 64 routines in Language Environment. Most problems in Language Environment and member language routines can be determined through the use of a debugging tool or through information provided in the Language Environment dump.

Use **dbx** to debug Language Environment applications. For more information, see [dbx - Use the debugger in z/OS UNIX System Services Command Reference](#). For more information on usage, see [Developing for the dbx Plugin Framework in z/OS UNIX System Services Programming Tools](#).

Language Environment dumps

The following sections provide information about using the Language Environment dump service, and describe the contents of the Language Environment dump.

Generating a Language Environment dump with TERMTHDACT

The TERMTHDACT runtime option produces a dump during program checks or abnormal terminations. You must use TERMTHDACT(DUMP) in conjunction with TRAP(ON) to generate a Language Environment dump. You can use TERMTHDACT to produce a traceback, Language Environment dump, or user address space dump when a thread ends abnormally because of an unhandled condition of severity 2 or greater. If this is the last thread in the process, the enclave goes away. A thread terminating in a non-POSIX environment is analogous to an enclave terminating. For information about enclave termination, see [Enclave termination in z/OS Language Environment Programming Guide for 64-bit Virtual Addressing Mode](#).

The TERMTHDACT suboptions QUIET, MSG, TRACE, DUMP, UAONLY, UATRACE, UADUMP, and UAIMM control the level of information available. Following are the suboptions, the levels of information produced, and the destination of each.

Table 53. TERMTHDACT suboptions, level of information, and destinations

Suboption	Level of information	Destination
QUIET	No information	No destination.
MSG	Message	Stderr
TRACE	Message and Language Environment dump containing only a traceback	Message goes to stderr. Traceback goes to CEEDUMP file.
DUMP	Message and complete Language Environment dump	Message goes to stderr. Language Environment dump goes to CEEDUMP file.
UAONLY	SYSMDUMP, SYSABEND dump, or SYSUDUMP depending on the DD card used in the JCL in z/OS. You will get a system dump of your user address space if the appropriate DD statement is used. Note: A Language Environment dump is not generated.	Language Environment generates a U4039 abend which allows a system dump of the user address space to be generated. For z/OS, the system dump is written to the ddname specified.
UATRACE	Message, Language Environment dump containing only a traceback, and a system dump of the user address space	Message goes to stderr. Traceback goes to CEEDUMP file. Language Environment generates a U4039 abend which allows a system dump of the user address space to be generated. For z/OS, the system dump is written to the ddname specified.

Table 53. TERMTHDACT suboptions, level of information, and destinations (continued)

Suboption	Level of information	Destination
UADUMP	Message, Language Environment dump, and SYSMDUMP, SYSABEND dump, or SYSUDUMP depending on the DD card used in the JCL in z/OS.	Message goes to stderr. Language Environment dump goes to CEEDUMP file. Language Environment generates a U4039 abend which allows a system dump of the user address space to be generated. For z/OS, the system dump is written to the ddname specified.
UAIMM	Language Environment generates a system dump of the original abend/program interrupt of the user address space. You will get a system dump of your user address space if the appropriate DD statement is used. After the dump is taken by the operating system, Language Environment condition manager continues processing.	Message goes to stderr. User address space dump goes to ddname specified for z/OS.

The TRACE and UATRACE suboptions of TERMTHDACT use these dump options:

- CONDITION
- ENCLAVE(ALL)
- FILES
- FNAME(CEEDUMP)
- GENOPTS
- NOBLOCKS
- NOENTRY
- NOSTORAGE
- STACKFRAME(ALL)
- THREAD(ALL)
- TRACEBACK
- VARIABLES

The DUMP and UADUMP suboptions of TERMTHDACT use these dump options:

- BLOCKS
- CONDITION
- ENCLAVE(ALL)
- FILES
- FNAME(CEEDUMP)
- GENOPTS
- NOENTRY
- STACKFRAME(ALL)
- STORAGE
- THREAD(ALL)
- TRACEBACK
- VARIABLES

Considerations for setting TERMTHDACT options

Review the following considerations before setting TERMTHDACT runtime options. For more information about TERMTHDACT, see [TERMTHDACT](#) in *z/OS Language Environment Programming Reference*.

- z/OS UNIX Considerations

- The TERMTHDACT option applies when a thread terminates abnormally. Abnormal termination of a single thread causes termination of the entire enclave. If an unhandled condition of severity 2 or higher percolates beyond the first routine's stack frame, the enclave terminates abnormally.
- If an enclave terminates due to a POSIX default signal action, then TERMTHDACT applies to conditions that result from software signals, program checks, or abends.
- If running under a shell and Language Environment generates a system dump, then a core dump is generated to a file based on the kernel environment variable, `_BPXK_MDUMP`.
- Preinitialized Environments for Authorized Programs Considerations
 - The TERMTHDACT suboptions TRACE, DUMP, UADUMP, UATRACE are overridden to UAONLY.
 - For UAONLY, a U4039 abend is generated and an SVC dump of the U4039 abend with the following title is taken:

```
COMPON=CEL,COMPID=568819801,ISSUER=CELAFR ,MODULE=CELAECT+???,
ABEND=U4039,REASON=00000000
```

- For UAImm, an SVC dump of the original abend/program interrupt with the following title is taken (the ABEND and REASON values are those of the original abend/program interrupt):

```
COMPON=CEL,COMPID=568819801,ISSUER=CELAFR ,MODULE=CELAECT+???,
ABEND=S00C9,REASON=00000009
```

Generating a Language Environment dump with language-specific functions

C/C++ routines can use the functions `cdump()`, `csnap()`, and `ctrace()` to produce a Language Environment dump. For more information on these functions, see [“Generating a Language Environment dump of a C/C++ routine”](#) on page 444.

Understanding the Language Environment dump

The Language Environment dump service generates output of data and storage from the Language Environment runtime environment on an enclave basis. This output contains the information needed to debug most basic routine errors.

Figure 165 on page 346 illustrates a dump for enclave main. The example shows full use of the TERMTHDACT dump options. Ellipses are used to summarize some sections of the dump and information regarding unhandled conditions may not be present at all. Sections of the dump are numbered to correspond with the descriptions given in Figure 162 on page 344.

The CEE3DMP was generated by the C program CELQSAMP shown in Figure 162 on page 344. CELQSAMP uses the DLL CELQDLL shown in Figure 164 on page 345.

```

#pragma options(SERVICE("1.8"),NOOPT,GONUM)
#pragma runopts(TERMTHDACT(UADUMP),POSIX(ON))
#pragma runopts(TRACE(ON,1M,NODUMP,LE=1),HEAPCHK(ON))
#pragma runopts(RPTSTG(ON))
#define _OPEN_THREADS
#include <pthread.h>
#include <stdio.h>
#include <stdlib.h>
#include <dll.h>

typedef void* FUNC(void *);

pthread_mutex_t      mut;
pthread_t            thread[2];
int                  threads_joined = 0;
char *               t1 = "Thread 1";
char *               t2 = "Thread 2";
/*****
/* thread_func: Invoked via pthread_create.
*****/
void *thread_func(void *parm)
{
    printf(">>> Thread_func: %s locking mutex\n",parm);
    pthread_mutex_lock(&mut);
    pthread_mutex_unlock(&mut);
    printf(">>> Thread_func: %s exiting\n",parm);
    pthread_exit(NULL);
}
/*****
/* Start of Main function.
*****/
main()
{
    dllhandle *       handle;
    FUNC *            fp;
    FILE*             fp1;
    FILE*             fp2;

    printf("Load DLL...\n");
    handle = dllload("CELQDLL");
    if (handle == NULL) {
        perror("Could not load DLL CELQDLL");
        exit(106);
    }

    printf("Query DLL...\n");
    fp = (FUNC *)dllqueryfn(handle,"div_zero");
    if (fp == NULL) {
        perror("Could not find thread_func");
        exit(107);
    }

    printf("Init MUTEX...\n");
    if (pthread_mutex_init(&mut, NULL) == -1) {
        perror("Init of mut failed");
        exit(101);
    }
    printf("Lock Mutex Lock...\n");
    if (pthread_mutex_lock(&mut) == -1) {
        perror("Lock of mut failed");
        exit(102);
    }
}

```

Figure 162. The C program CELQSAMP (AMODE 64) (Part 1 of 2)

The second part of the C program CELQSAMP is shown in [Figure 163 on page 345](#).

```

printf("Create 1st thread...\n");
if (pthread_create(&thread[0],NULL,thread_func,(void *)t1) == -1) {
    perror("Could not create thread #1");
    exit(103);
}

printf("Create 2nd thread...\n");
if (pthread_create(&thread[1],NULL,thread_func,(void *)t2) == -1) {
    perror("Could not create thread #2");
    exit(104);
}
printf("Write to some files...\n");
fp1 = fopen("myfile.data", "w");
if (!fp1) {
    perror("Could not open myfile.data for write");
    exit(109);
}

fprintf(fp1, "record 1\n");
fprintf(fp1, "record 2\n");
fprintf(fp1, "record 3\n");

fp2 = fopen("memory.data", "wb,type=memory");
if (!fp2) {
    perror("Could not open memory.data for write");
    exit(112);
}

fprintf(fp2, "some data");
fprintf(fp2, "some more data");
fprintf(fp2, "even more data");

printf("Call div_zero...\n");
fp(NULL);

printf("Error -- Should not get here\n");
exit(110);
}

```

Figure 163. The C program CELQSAMP (AMODE 64) (Part 2 of 2)

The DLL CELQDLL is shown in [Figure 164](#) on page 345.

```

/* DLL containing div_zero */
#pragma options(SERVICE("1.4.f.0001"),NOOPT,GONUM)
#pragma export(div_zero)
#include <stdio.h>
#include <stdlib.h>
char wsa_array[11] = { 'C','E','L','Q','D','L','L',' ','W','S','A' };
/*****
/* div_zero: Cause divide by zero exception */
*****/
void *div_zero(void *parm)
{
    int i = 0;

    printf("Divide by zero...\n");
    i = 1/i;
    printf("Error -- Should not get here. i=%d\n",i);
    exit(110);
}

```

Figure 164. The C DLL CELQDLL (AMODE 64)

For easy reference, the sections of the following dump are numbered to correspond with the descriptions in [“Sections of the Language Environment dump”](#) on page 354.

```

[1] CEE3DMP V1 R9.0: Condition processing resulted in the unhandled condition.      Wed Jan 17 21:19:59 2007      Page: 1
    ASID: 0028   Job ID: J0B00051   Job name: CELQSAMP   Step name: STEP1   PID: 67108872   Parent PID: 1   User name: IBMUSER

[2] CEE3845I CEE3DMP Processing started.

[3] Information for enclave main

[4] Information for thread 253E019000000000

[5] Traceback:
    DSA   Entry      E Offset   Statement   Load Mod      Program Unit      Service   Status
    1     CEEHDSF     +00000000      CELQLIB      CEEHDSF         D1908      Call
    2     CEEOSIGJ     +00000094      CELQLIB      CEEOSIGJ         D1908      Call
    3     CELQHR0D     +0000024E      CELQLIB      CELQHR0D         D1908      Call
    4     CEEOSIGG     +1B032E48      CELQLIB      CEEOSIGG         D1908      Call
    5     CELQHR0D     +0000024E      CELQLIB      CELQHR0D         D1908      Call
    6     div_zero     +0000004E      15          CELQDLL          CELQDLL          1.4.f.0      Exception
    7     main         +00000468      98          CELQSAMP          CELQSAMP          1.2.d        Call
    8     CELQINIT     +0000134C      CELQLIB      CELQINIT          D1908      Call

    DSA   DSA Addr    E Addr      PU Addr      PU Offset     Comp Date   Compile   Attributes
    1     00000001082FAAC0 00000000251B6060 00000000251B6060 00000000    20061215   CEL       POSIX  XPLINK  EBCDIC  HFP
    2     00000001082FD3E0 000000002504AA80 000000002504AA80 00000094E   20070109   CEL       POSIX  XPLINK  EBCDIC  HFP
    3     00000001082FDDE0 00000000251C9480 00000000251C9480 00000024E   20061215   CEL       POSIX  XPLINK  EBCDIC  HFP
    4     00000001082FE020 00000000253D11F8 00000000253D11F8 1B032E48    20061215   CEL       POSIX  XPLINK  EBCDIC  HFP
    5     00000001082FEE40 00000000251C9480 00000000251C9480 00000024E   20061215   CEL       POSIX  XPLINK  EBCDIC  HFP
    6     00000001082FF080 000000002575B5A0 0000000000000000 *****    20070117   C/C++    POSIX  XPLINK  EBCDIC  IEEE
    7     00000001082FF180 00000000250000D8 0000000000000000 *****    20070117   C/C++    POSIX  XPLINK  EBCDIC  IEEE
    8     00000001082FF280 0000000025005010 0000000025005010 0000134C    20061215   CEL       POSIX  XPLINK  EBCDIC  HFP

    Fully Qualified Names
    DSA   Entry      Program Unit      Load Module
    6     div_zero     PLPSC:/'POSIX.CRTL.C(CELQDLL)'  CELQDLL
    7     main         PLPSC:/'POSIX.CRTL.C(CELQSAMP)'  CELQSAMP

    Full Service Level
    DSA   Entry      Service
    6     div_zero     1.4.f.0001

[6] Condition Information for Active Routines
    Condition Information for PLPSC:/'POSIX.CRTL.C(CELQDLL)' (DSA address 00000001082FF080)
    CIB Address: 00000001082FBE00
    Current Condition:
        CEE0198S The termination of a thread was signaled due to an unhandled condition.
    Original Condition:
        CEE3209S The system detected a fixed-point divide exception (System Completion Code=0C9).
    Location:
        Program Unit: PLPSC:/'POSIX.CRTL.C(CELQDLL)'
        Entry:      div_zero Statement: 15 Offset: +0000004E
    Machine State:
        ILC..... 0002      Interruption Code..... 0009
        PSW..... 0785240180000000 000000002575B5F0
        GPR0..... 0000000000000000 GPR1..... 0000000100009DF0 GPR2..... 00000001082FF278 GPR3..... 0000000000000012
        GPR4..... 00000001082FF080 GPR5..... 00000000000000C0 GPR6..... 0000000000000000 GPR7..... 0000000000000001
        GPR8..... 000000002575B5AC GPR9..... 000000002575B638 GPR10.... 00000000250014B0 GPR11.... 0000000108FC5E70
        GPR12.... 0000000100005340 GPR13.... 0000000000006F58 GPR14.... 0000000025250098 GPR15.... 000000000000001F

```

Figure 165. Example dump using CEE3DMP (AMODE 64) (Part 1 of 9)

The following is the second part of the example dump using CEE3DMP (AMODE 64) .

```

Storage dump near condition, beginning at location(000000002575B5DE)
+0000 000000002575B5DE 0700E300 48C00014 A7690001 8E600020 |..T....X....|
+0010 000000002575B5EE 1D60B904 00075000 48C0E320 48C00014 |.-....&...T....|
GPREG STORAGE:
Storage around GPR0 (0000000000000000)
+0000 0000000000000000 Inaccessible storage.
+0010 0000000000000010 Inaccessible storage.
+0020 0000000000000020 Inaccessible storage.
+0030 0000000000000030 Inaccessible storage.
+0040 0000000000000040 Inaccessible storage.
+0050 0000000000000050 Inaccessible storage.
Storage around GPR1 (0000000100009DF0)
-0020 0000000100009DD0 00000000 00000000 00000000 |.....|
-0010 0000000100009DE0 - +FFFFFF 0000000100009DEF same as above
:
Storage around GPR15(000000000000001F)
-001F 0000000000000000 Inaccessible storage.
-000F 0000000000000010 Inaccessible storage.
+0001 0000000000000020 Inaccessible storage.
+0011 0000000000000030 Inaccessible storage.
+0021 0000000000000040 Inaccessible storage.
+0031 0000000000000050 Inaccessible storage.

[7] Parameters, Registers, and Variables for Active Routines:
div_zero (DSA address 00000001082FF080):
  DOWNSTACK DSA
  Saved Registers:
    GPR0..... ***** GPR1..... ***** GPR2..... ***** GPR3..... *****
    GPR4..... 00000001082FF080 GPR5..... BBBB BBBB BBBB BBBB GPR6..... 00000000251C9480 GPR7..... 0000000000000001
    GPR8..... 0000000002575B5AC GPR9..... 000000002575B638 GPR10..... 00000000250014B0 GPR11..... 0000000108FC5E70
    GPR12..... 4040404040404040 GPR13..... 4040404040404040 GPR14..... 4040404040404040 GPR15..... 4040404040404040
  GPREG STORAGE:
    Storage around GPR0 is invalid.
    Storage around GPR1 is invalid.
    Storage around GPR2 is invalid.
    Storage around GPR3 is invalid.
    Storage around GPR4 (00000001082FF080)
    +0000 00000001082FF880 00000001 082FF180 00000001 083710A0 |.....1.....|
    +0010 00000001082FF890 00000000 2575B5A0 00000000 25000542 |.....|
    +0020 00000001082FF8A0 00000000 250000E4 00000000 25000658 |.....U.....|
    +0030 00000001082FF8B0 00000000 250014B0 00000001 08FC5E70 |.....|
    +0040 00000001082FF8C0 00000001 00005340 00000000 00006F58 |.....?.....|
    +0050 00000001082FF8D0 00000000 25250098 00000000 0000001F |.....q.....|
    :
    Storage around GPR15(4040404040404040)
    -0020 4040404040404020 Inaccessible storage.
    -0010 4040404040404030 Inaccessible storage.
    +0000 4040404040404040 Inaccessible storage.
    +0010 4040404040404050 Inaccessible storage.
    +0020 4040404040404060 Inaccessible storage.
    +0030 4040404040404070 Inaccessible storage.
  main (DSA address 00000001082FF180):
    DOWNSTACK DSA
    Saved Registers:
      GPR0..... ***** GPR1..... ***** GPR2..... ***** GPR3..... *****
      GPR4..... 00000001082FF180 GPR5..... 00000001083710A0 GPR6..... 000000002575B5A0 GPR7..... 0000000025000542
      GPR8..... 00000000250000E4 GPR9..... 0000000025000658 GPR10..... ***** GPR11..... *****
      GPR12..... ***** GPR13..... ***** GPR14..... ***** GPR15..... *****
    GPREG STORAGE:
      Storage around GPR0 is invalid.
      Storage around GPR1 is invalid.
    :
    CELQINIT (DSA address 00000001082FF280):
      DOWNSTACK DSA

```

Figure 166. Example dump using CEE3DMP (AMODE 64) (Part 2 of 9)

The following is the third part of the example dump using CEE3DMP (AMODE 64) .

```

Saved Registers:
GPR0..... *****
GPR4..... 00000001082FF280
GPR8..... 0000000000006FF0
GPR12.... *****
GPR1..... *****
GPR5..... 0000000108300070
GPR9..... 0000000025002E98
GPR13.... *****
GPR2..... *****
GPR6..... 00000000250000D8
GPR10.... *****
GPR14.... *****
GPR3..... *****
GPR7..... 000000002500635E
GPR11.... *****
GPR15.... *****

GPREG STORAGE:
Storage around GPR0 is invalid.
Storage around GPR1 is invalid.

[8] Control Blocks for Active Routines:
DSA for CEENDSP: 00000001082FB2C0
+000000 R4..... 00000001082FD3E0
+000018 R7..... 000000002504B400
+000030 R10.... 00000001082FE3DF
+000048 R13.... 00000001082FE680
+000060 reserved. 0000000000000000
+000078 reserved. 0000000000000000
R5..... 00000000251BABA0
R8..... 00000001089135B0
R11.... 00000001082FF0C0
R14.... 000000002504B300
R6..... 00000000251B6060
R9..... 0000000000000005
R12.... 00000001089135B0
R15.... 000000002530A300
HPTRAN... 0000000000000000

DSA for CEOSIG: 00000001082FD8E0
+000000 R4..... 00000001082FDDE0
+000018 R7..... 00000000251C96D0
+000030 R10.... 0000000025754A30
+000048 R13.... 00000001082FE680
+000060 reserved. 082FE3C400000001
+000078 reserved. 082FE13C00000001
R5..... 000000002504C3EC
R8..... 0000000025754AD8
R11.... 0000000000000020
R14.... 00000000253D6504
R6..... 000000002504AAB0
R9..... 0000000025754BD0
R12.... 0000000100007B18
R15.... 0000000000000003
HPTRAN... 082FDD0000000001

DSA for CELQHRD: 00000001082FE5E0
+000000 R4..... E3D9C1D5E3D9C1D5
+000018 R7..... 0000000000000000
+000030 R10.... 00000001082FF01F
+000048 R13.... 00000001082FF6E0
+000060 reserved. 0000000100007B18
+000078 reserved. 00000000284F9CA
R5..... CCCCCCCCCCCCCCCC
R8..... 0000000000000008
R11.... 0000000119800050
R14.... 00000000253D3012
R6..... 00000000251C9480
R9..... 000000000119B648
R12.... 0000000100007B18
R15.... 00000000007FF050
HPTRAN... 00000001082FE708

DSA for CELQHRD: 00000001082FE708
+000000 EYE..... 64INTRPT TRTYPE... 00000010 reserved. 40404040 reserved. 4040404040404040
+000018 reserved. 4040404040404040 reserved. 4040404040404040 reserved. 4040404040404040
+000030 TRANEP... 00000000251C9480 TR_R0... 4040404040404040 TR_R1... 4040404040404040
+000048 TR_R2... 4040404040404040 TR_R3... 4040404040404040 TR_R4... 00000001082FE020
+000060 TR_R5... 4040404040404040 TR_R6... 4040404040404040 TR_R7... 0000000000000003
+000078 TR_R8... 00000001082FEBD8 TR_R9... 00000001082FEBD8 TR_R10... 00000001082FECB0
+000090 TR_R11... 000000007F754910 TR_R12... 00000001082FEBD8 TR_R13... 00000001082FEBD8
+0000A8 TR_R14... 00000001082F7D08 TR_R15... 4040404040404040 reserved. 0000000000000000
+0000C0 ROND_DSA. 00000001082FDDE0 ROND_R13. 00000000257549A0 ROND_R14. 00000000253D6504

DSA for CEOSIG: 00000001082FE820
+000000 R4..... 00000001082FEE40
+000018 R7..... 00000000251C96D0
+000030 R10.... 0000000025754110
+000048 R13.... 00000001082FF6E0
+000060 reserved. 00000001082FEC28
+000078 reserved. 00000001082FEB38
R5..... 00000000253D4114
R8..... 0000000025754190
R11.... 0000000000000020
R14.... 00000000251CCBF8
R6..... 00000000253D11F8
R9..... 0000000025754198
R12.... 0000000100007B18
R15.... 0000000000000001
HPTRAN... 00000001082FEB30

DSA for CELQHRD: 00000001082FF640
+000000 R4..... E3D9C1D5E3D9C1D5
+000018 R7..... 0000000000000000
+000030 R10.... 0000000025001480
+000048 R13.... 0000000000006F58
+000060 reserved. 00000001082FF080
+000078 reserved. 000000002575B5DE
R5..... CCCCCCCCCCCCCCCC
R8..... 000000002575B5AC
R11.... 0000000108FC5E70
R14.... 0000000025250098
R6..... 00000000251C9480
R9..... 000000002575B638
R12.... 0000000100005340
R15.... 000000000000001F
HPTRAN... 00000001082FF768

DSA for CELQHRD: 00000001082FF768
+000000 EYE..... 64INTRPT TRTYPE... 00000010 reserved. 00000000 reserved. 3C10000000000000
+000018 reserved. 3410000000000000 reserved. 0000000000000000 reserved. 0000000000000000
+000030 TRANEP... 00000000251C9480 TR_R0... 00000001082FF180 TR_R1... 00000000000000C0
+000048 TR_R2... 000000002573FF0 TR_R3... 000000002500052E TR_R4... 00000001082FF080
+000060 TR_R5... 0000000025000658 TR_R6... 0000000025001480 TR_R7... 0000000000000001
+000078 TR_R8... 0000000100005340 TR_R9... 0000000000006F58 TR_R10... 0000000025250098
+000090 TR_R11... 000000000000001F TR_R12... 000024D000000001 TR_R13... 199036000000001
+0000A8 TR_R14... 199013C800000001 TR_R15... 19901F3800000001 reserved. 0000000100009DF0
+0000C0 ROND_DSA. 00000001082FEE40 ROND_R13. 0000000025754040 ROND_R14. 00000000251CCBF8

DSA for div_zero: 00000001082FF880
+000000 R4..... 00000001082FF180
+000018 R7..... 0000000025000542
+000030 R10.... 0000000025001480
+000048 R13.... 0000000000006F58
+000060 reserved. 00000001082FF918
+000078 reserved. 0000000000000000
R5..... 00000001083710A0
R8..... 00000000250000E4
R11.... 0000000108FC5E70
R14.... 0000000025250098
R6..... 000000002575B5A0
R9..... 0000000025000658
R12.... 0000000100005340
R15.... 000000000000001F
HPTRAN... 0000000000000000

CIB for div_zero(00000001082FBE00)
+0000 00000001082FBE00 C3C9C240 00000000 00000000 00000000 |CIB .....|
+0010 00000001082FBE10 00000000 00000000 01900004 00000000 |.....|
+0020 00000001082FBE20 00000000 00000000 000300C6 59C3C5C5 |.....F.CEE|
+0030 00000001082FBE30 00000000 00000000 00000001 082FBF90 |.....|
+0040 00000001082FBE40 00030C89 59C3C5C5 00000000 00000004 |.....i.CEE|
+0050 00000001082FBE50 00000004 00000000 00000001 082FF180 |.....1.|

```

Figure 167. Example dump using CEE3DMP (AMODE 64) (Part 3 of 9)

The following is the fourth part of the example dump using CEE3DMP (AMODE 64) .


```

+0060 00000001082FBE60 00000000 251BB1D0 00000000 00000000 | ..... |
+0070 00000001082FBE70 00000001 082FF080 00000000 2575B5F0 | .....0.....0 |
+0080 00000001082FBE80 00000001 08007000 00000003 00000000 | ..... |
+0090 00000001082FBE90 00000001 082FF080 01010000 00000000 | .....0..... |
+00A0 00000001082FBEA0 00000000 00000000 00000000 00000000 | ..... |
+00B0 00000001082FBE00 - +0000FF 00000001082FBEFF same as above | ..... |
+0100 00000001082FBE00 48220400 00000000 940C9000 00000009 | .....m..... |
+0110 00000001082FBE10 00000000 00000000 00000000 250008C0 | .....0.....0 |
+0120 00000001082FBE20 00000001 082FF080 00000001 082FF080 | ..... |
+0130 00000001082FBE30 00000000 2575B5EE 00000000 00000000 | ..... |
+0140 00000001082FBE40 00000000 00000000 00000067 00000000 | .....1..... |
+0150 00000001082FBE50 00000001 082FF180 00000003 00000008 | ..... |
+0160 00000001082FBE60 00000014 00000004 00000000 00000000 | ..... |
+0170 00000001082FBE70 00000000 00000000 00000008 00000000 | ..... |
+0180 00000001082FBE80 00000001 00007220 00000000 00000000 | ..... |
DSA for main: 00000001082FF980
+000000 R4..... 00000001082FF280 R5..... 0000000108300070 R6..... 00000000250000D8
+000018 R7..... 000000002500635E R8..... 0000000000006FF0 R9..... 0000000025002E98
+000030 R10..... 0000000025001480 R11..... 0000000108FC5E70 R12..... 0000000100005340
+000048 R13..... 0000000000006F58 R14..... 0000000025250098 R15..... 00000000000001F
+000060 reserved. 0000000000000000 reserved. 0000000000000000 HPTRAN... 0000000000000000
+000078 reserved. 0000000000000000
DSA for CELQINIT: 00000001082FFA80
+000000 R4..... 00000001082FF760 R5..... 0000000000000000 R6..... 0000000025005010
+000018 R7..... 00000000250064F8 R8..... 0000000000000000 R9..... 0000000000000000
+000030 R10..... 0000000000000000 R11..... 0000000000000000 R12..... 0000000000000000
+000048 R13..... 0000000000000000 R14..... 0000000000000000 R15..... 0000000000000000
+000060 reserved. 0000000000000000 reserved. 0000000000000000 HPTRAN... 0000000000000000
+000078 reserved. 0000000000000000

[9] Storage for Active Routines:
DSA frame(00000001082FFAC0)
+0800 00000001082FB2C0 00000001 082FD3E0 00000000 251BABA0 | .....L..... |
+0810 00000001082FB2D0 00000000 251B0600 00000000 2504B400 | ..... |
+0820 00000001082FB2E0 00000001 089135B0 00000000 00000005 | .....j..... |
+0830 00000001082FB2F0 00000001 082FE3DF 00000001 082FE0C0 | .....T..... |
+0840 00000001082FB300 00000001 089135B0 00000001 082FE680 | .....j.....W. |
+0850 00000001082FB310 00000000 2504B300 00000000 2530A300 | .....t..... |
+0860 00000001082FB320 00000000 00000000 00000000 00000000 | ..... |
+0870 00000001082FB330 - +00087F 00000001082FB33F same as above | ..... |
:
+2540 00000001082FD000 00000000 00000000 00000000 00000000 | ..... |
+2550 00000001082FD010 - +00311F 00000001082FDBDF same as above | ..... |
DSA frame(00000001082FD3E0)
+0800 00000001082FDBE0 00000001 082FDDE0 00000000 2504C3EC | .....C..... |
+0810 00000001082FDBF0 00000000 2504AAB0 00000000 251C96D0 | .....o..... |
+0820 00000001082FDC00 00000000 25754AD8 00000000 25754BD0 | .....Q..... |
+0830 00000001082FDC10 00000000 25754A30 00000000 00000020 | ..... |
:
+1180 00000001082FE560 - +0011EF 00000001082FE5CF same as above | ..... |
+11F0 00000001082FE5D0 00000000 00000000 00000001 082FEBD8 | .....Q..... |
DSA frame(00000001082FDDE0)
+0800 00000001082FE5E0 E3D9C1D5 E3D9C1D5 CCCCCCCC CCCCCCCC | TRANTRAN..... |
DSA frame(00000001082FE020)
+0800 00000001082FE820 00000001 082FEE40 00000000 253D4114 | ..... |
+0810 00000001082FE830 00000000 253D11F8 00000000 251C96D0 | .....8.....o. |
+0820 00000001082FE840 00000000 25754190 00000000 25754198 | .....q..... |
:
+1600 00000001082FF620 00000000 00000000 00000000 00000013 | ..... |
+1610 00000001082FF630 00000000 252B27D0 00000000 252B2810 | ..... |
DSA frame(00000001082FEE40)
+0800 00000001082FF640 E3D9C1D5 E3D9C1D5 CCCCCCCC CCCCCCCC | TRANTRAN..... |
DSA frame(00000001082FF080)
+0800 00000001082FF880 00000001 082FF180 00000001 083710A0 | .....1..... |
+0810 00000001082FF890 00000000 2575B5A0 00000000 25000542 | ..... |
+0820 00000001082FF8A0 00000000 250000E4 00000000 25000658 | .....U..... |
+0830 00000001082FF8B0 00000000 250014B0 00000001 08FC5E70 | .....;..... |
+0840 00000001082FF8C0 00000001 00005340 00000000 00006F58 | .....?..... |
+0850 00000001082FF8D0 00000000 25250098 00000000 0000001F | .....q..... |
:
+08E0 00000001082FF960 34100000 00000000 00000080 00000000 | ..... |
+08F0 00000001082FF970 00000000 00000048 00000000 00000000 | ..... |

```

Figure 168. Example dump using CEE3DMP (AMODE 64) (Part 4 of 9)

The following is the fifth part of the example dump using CEE3DMP (AMODE 64) .


```

[10] Control Blocks Associated with the Thread:
CAA(00000001114013C8)
+0000 00000001114013C8 00000000 00000000 00000000 00000000 |.....|
+0010 00000001114013D8 - +0002AF 0000000111401677 same as above
+02B0 0000000111401678 00000000 00000000 00000000 00000000 |.....|

[11] Enclave Control Blocks:
EDB(0000000100005340)
+0000 0000000100005340 C3C5C5C5 C4C24040 00000000 00000000 |CEEEDB.....|
+0010 0000000100005350 00000000 00000000 00000000 00000000 |.....|
+0020 0000000100005360 - +0000FF 000000010000543F same as above
+0100 0000000100005440 97000100 00000000 00000001 000068F8 |p......8|

+01A0 00000001000054E0 00000000 00000000 00000000 00000000 |.....|
+01B0 00000001000054F0 - +0001FF 000000010000553F same as above

MEML(00000001000068F8)
+0000 00000001000068F8 00000000 00000000 00000000 00000000 |.....|
+0010 0000000100006908 FFFFFFFF FFFFFFFF 00000000 00000000 |.....|
+0020 0000000100006918 00000000 00000000 00000000 00000000 |.....|
+0030 0000000100006928 FFFFFFFF FFFFFFFF 00000000 00000000 |.....|
+0040 0000000100006938 00000000 00000000 00000000 00000000 |.....|

+0190 0000000100006A88 FFFFFFFF FFFFFFFF 00000000 00000000 |.....|
+01A0 0000000100006A98 00000000 00000000 00000000 00000000 |.....|

Mutex and Condition Variable Blocks (MCVB+MHT+CHT)(00000001089100B8)
+0000 00000001089100B8 00000000 00011E78 00000001 08910100 |.....j..|
+0010 00000001089100C8 000007F0 00007F00 00000000 00000000 |...0..|
+0020 00000001089100D8 00000001 08FC7470 00000001 08910900 |.....j..|
+0030 00000001089100E8 000001F0 00001F00 00000000 00000000 |...0..|
+0040 00000001089100F8 00000001 08FC7480 00000000 00000000 |.....|
+0050 0000000108910108 00000000 00000000 00000000 00000000 |.....|
+0060 0000000108910118 - +00014F 0000000108910207 same as above

+04B0 0000000108910568 - +00097F 0000000108910A37 same as above
+0980 0000000108910A38 00000001 08FC74F0 00000000 00000000 |.....0.....|
+0990 0000000108910A48 00000000 00000000 00000000 00000000 |.....|
+09A0 0000000108910A58 - +000A2F 0000000108910AE7 same as above
+0A30 0000000108910AE8 00000001 08FC73F0 00000000 00000000 |.....0.....|
+0A40 0000000108910AF8 00000001 08FC7430 00000000 00000000 |.....|

Thread Synchronization Enclave Latch Table (EPALT)(0000000108910B00)
+0000 0000000108910B00 00000000 00000000 00000000 00000000 |.....|
+0010 0000000108910B10 - +00015F 0000000108910C5F same as above
+0160 0000000108910C60 00000000 00000000 DA8ADF60 00000000 |.....|
+0170 0000000108910C70 00000000 257520A0 00000001 08911118 |.....j..|
+0180 0000000108910C80 00000000 00000000 00000000 00000000 |.....|
+0190 0000000108910C90 - +00022F 0000000108910D2F same as above

+0B00 0000000108911600 - +000C6F 000000010891176F same as above
+0C70 0000000108911770 00000000 2538B4E0 00000000 00000000 |.....|
+0C80 0000000108911780 00000000 00000000 00000000 00000000 |.....|
+0C90 0000000108911790 - +0013FF 0000000108911EFF same as above

DLL Information:
WSA Addr      Module Addr      Thread ID      Use Count      Name
0000000108300050 000000002575B000 253E019000000000 00000001      main
0000000108371090 000000002575B000 253E019000000000 00000001      CELQDLL
0000000108390510 0000000025777000 253E019000000000 00000002      CDAEQED
0000000108396110 00000000257F5000 253E019000000000 00000001      CDAEQDPI
00000001083A0430 00000000258C4000 253E019000000000 00000001      CELQDSNF

HEAPCHK Option Control Block (HCOP)(00000001089234D0)
+0000 00000001089234D0 C8C3D6D7 00000048 00000001 00000000 |HCOP.....|
+0010 00000001089234E0 00000000 0000000A 0000000A 00000000 |.....|
+0020 00000001089234F0 00000001 08FC0090 00000001 08923518 |.....k..|
+0030 0000000108923500 00000001 08A00050 00000000 00000000 |.....&..|
+0040 0000000108923510 00000000 00000000 C8C3C6E3 00004000 |.....HCFT..|

HEAPCHK Element Table (HCEL) for Heapid 0000000100100138 :
Header(0000000108FC0090)
+0000 0000000108FC0090 C8C3C5D3 00000000 00000000 00000000 |HCEL.....|
+0010 0000000108FC00A0 00000000 00000000 00000001 00100138 |.....|
+0020 0000000108FC00B0 000001F4 0000000F 00000010 00000000 |...4.....|
      Address      Seg Address      Length

```

Figure 170. Example dump using CEE3DMP (AMODE 64) (Part 6 of 9)

The following is the seventh part of the example dump using CEE3DMP (AMODE 64) .

```

Table(0000000108FC00C0)
+0000 0000000108FC00C0 00000001 08300040 00000001 08300000 00000000 00000180 00000001 08FC3F50
+0020 0000000108FC00E0 00000001 083001C0 00000001 08300000 00000000 00019660 00000001 08FC5B30
+0040 0000000108FC0100 00000001 08319820 00000001 08300000 00000000 00025B40 00000001 08FC5C90
+0060 0000000108FC0120 00000001 0833F360 00000001 08300000 00000000 00019340 00000001 08FC5EB0
+0080 0000000108FC0140 00000001 083586A0 00000001 08300000 00000000 000189E0 00000001 08FC6010
+00A0 0000000108FC0160 00000001 08371080 00000001 08300000 00000000 00000060 00000001 08FC7050
+00C0 0000000108FC0180 00000001 083710E0 00000001 08300000 00000000 0001F420 00000001 08FC7530
+00E0 0000000108FC01A0 00000001 08390500 00000001 08300000 00000000 00005C00 00000001 08FEC4F0
+0100 0000000108FC01C0 00000001 08396100 00000001 08300000 00000000 0000A320 00000001 08FEE1D0
+0120 0000000108FC01E0 00000001 083A0420 00000001 08300000 00000000 00000180 00000001 08FEE4F0
+0140 0000000108FC0200 00000001 083A05A0 00000001 08300000 00000000 00017400 00000001 08FEE6F0
+0160 0000000108FC0220 00000000 00000000 00000000 00000000 00000000 00000000 00000000 00000000
+0180 0000000108FC0240 00000001 083B79A0 00000001 08300000 00000000 00017720 00000001 08FEEA50
+01A0 0000000108FC0260 00000001 19D00040 00000001 19D00000 00000000 00032360 00000001 08FEEC10
+01C0 0000000108FC0280 00000001 19D323A0 00000001 19D00000 00000000 000280C0 00000001 08FEEDB0
+01E0 0000000108FC02A0 00000001 19D5A460 00000001 19D00000 00000000 000321A0 00000001 08FEF70

```

Language Environment Trace Table:

Most recent trace entry is at displacement: 000680

Displacement	Trace Entry in Hexadecimal										Trace Entry in EBCDIC									
+000000	Time 21.19.55.717535	Date 2007.01.17	Thread ID...	253E019000000000																
+000010	Member ID.... 01	Flags..... 000000	Entry Type....	00001000																
+000018	40404040 40404040 40404040 40404040	40404040 40404040 40404040 40404040	40404040 40404040 40404040 40404040	40404040 40404040 40404040 40404040																
+000038	40404040 40404040 40404040 40404040	40404040 40404040 40404040 40404040	40404040 40404040 40404040 40404040	40404040 40404040 40404040 40404040																
+000058	40404040 40404040 40404040 40404040	40404040 40404040 40404040 40404040	40404040 40404040 40404040 40404040	40404040 40404040 40404040 40404040																
+000078	40404040 40404040																			
+000080	Time 21.19.55.717715	Date 2007.01.17	Thread ID...	253E019000000000																
+000090	Member ID.... 01	Flags..... 000000	Entry Type....	00001010																
+000098	C3C5C5D7 C2D24040	00000070 00000000	00000000 257669A0	00001660 00000000	CEEPBK-....															
+0000B8	00000001 11400000	00000000 000024D0	00000001 11400360	00000001 114013C8H															
+0000D8	00000001 11401F38	00000001 11402010	00000001 08300060	00000000 25000658															
+0000F8	24000000 00000000																			
+000100	Time 21.19.55.717821	Date 2007.01.17	Thread ID...	253E019000000000																
+000110	Member ID.... 01	Flags..... 000000	Entry Type....	00001011																
+000118	253E10A0 00000001	00000000 7F7547D8	00000000 257669A0	00001660 00000000".Q.....-....															
+000138	00000001 11400000	00000000 000024D0	00000001 11400360	00000001 114013C8H															
+000158	00000001 11401F38	00000001 11402010	00000001 08300060	00000000 25000658															
+000178	24000000 00000000																			
+000180	Time 21.19.55.717823	Date 2007.01.17	Thread ID...	253E019000000000																
+000190	Member ID.... 01	Flags..... 000000	Entry Type....	000010F0																
+000198	00000000 00000000	00000000 00000000	00000000 257669A0	00001660 00000000-.....															
+0001B8	00000001 11400000	00000000 000024D0	00000001 11400360	00000001 114013C8H															
+0001D8	00000001 11401F38	00000001 11402010	00000001 08300060	00000000 25000658															
+0001F8	24000000 00000000																			
+000200	Time 21.19.55.717845	Date 2007.01.17	Thread ID...	253E019000000000																
+000210	Member ID.... 01	Flags..... 000000	Entry Type....	00001000																
+000218	40404040 40404040 40404040 40404040	40404040 40404040 40404040 40404040	40404040 40404040 40404040 40404040	40404040 40404040 40404040 40404040																
+000238	40404040 40404040 40404040 40404040	40404040 40404040 40404040 40404040	40404040 40404040 40404040 40404040	40404040 40404040 40404040 40404040																
+000258	40404040 40404040 40404040 40404040	40404040 40404040 40404040 40404040	40404040 40404040 40404040 40404040	40404040 40404040 40404040 40404040																
+000278	40404040 40404040																			
+000280	Time 21.19.55.717974	Date 2007.01.17	Thread ID...	253E019000000000																
+000290	Member ID.... 01	Flags..... 000000	Entry Type....	00001010																
+000298	C3C5C5D7 C2D24040	00000070 00000000	00000000 257669A0	00001660 00000000	CEEPBKi.....-....															
+0002B8	00000001 19900000	00000000 000024D0	00000001 19900360	00000001 199013C8H															
+0002D8	00000001 19901F38	00000001 19902010	00000001 08300060	00000000 25000664															
+0002F8	24000000 00000000																			
+000300	Time 21.19.55.718015	Date 2007.01.17	Thread ID...	253E019000000000																
+000310	Member ID.... 01	Flags..... 000000	Entry Type....	00001011																
+000318	253E1FB0 00000002	00000000 7F7547D8	00000000 257669A0	00001660 00000000".Q.....i.....-....															
+000338	00000001 19900000	00000000 000024D0	00000001 19900360	00000001 199013C8H															
+000358	00000001 19901F38	00000001 19902010	00000001 08300060	00000000 25000664															
+000378	24000000 00000000																			

Figure 171. Example dump using CEE3DMP (AMODE 64) (Part 7 of 9)

The following is the eighth part of the example dump using CEE3DMP (AMODE 64) .

```

+000380 Time 21.19.55.718016 Date 2007.01.17 Thread ID... 253E019000000000
+000390 Member ID.... 01 Flags..... 000000 Entry Type.... 000010F0
+000398 00000000 00000000 00000000 00000000 00000000 257689A0 00001660 00000000 | .....i.....|
+0003B8 00000001 19900000 00000000 000024D0 00000001 19900360 00000001 199013C8 | .....H.....|
+0003D8 00000001 19901F38 00000001 19902010 00000001 08300060 00000000 25000664 | .....|
+0003F8 24000000 00000000
+000400 Time 21.19.55.719149 Date 2007.01.17 Thread ID... 253E1FB000000002
+000410 Member ID.... 01 Flags..... 000000 Entry Type.... 00001910
+000418 253E1FB0 00000002 00000001 19901FA0 00000001 19901F38 00000000 00000000 | .....|
+000438 00000000 00000000 00000000 00000000 00000000 00000000 00000000 00000000 | .....|
+000458 00000000 00000000 00000000 00000000 00000000 00000000 00000000 00000000 | .....|
+000478 00000000 00000000
+000480 Time 21.19.55.719199 Date 2007.01.17 Thread ID... 253E1FB000000002
+000490 Member ID.... 01 Flags..... 000000 Entry Type.... 00001930
+000498 253E1FB0 00000002 00000001 19901FA0 00000001 19901F38 00000000 00000000 | .....|
+0004B8 00000000 00000000 00000000 00000000 00000000 00000000 00000000 00000000 | .....|
+0004D8 00000000 00000000 00000000 00000000 00000000 00000000 00000000 00000000 | .....|
+0004F8 00000000 00000000
+000500 Time 21.19.55.719713 Date 2007.01.17 Thread ID... 253E10A000000001
+000510 Member ID.... 01 Flags..... 000000 Entry Type.... 00001910
+000518 253E10A0 00000001 00000001 11401FA0 00000001 11401F38 00000000 00000000 | .....|
+000538 00000000 00000000 00000000 00000000 00000000 00000000 00000000 00000000 | .....|
+000558 00000000 00000000 00000000 00000000 00000000 00000000 00000000 00000000 | .....|
+000578 00000000 00000000
+000580 Time 21.19.55.719742 Date 2007.01.17 Thread ID... 253E10A000000001
+000590 Member ID.... 01 Flags..... 000000 Entry Type.... 00001930
+000598 253E10A0 00000001 00000001 11401FA0 00000001 11401F38 00000000 00000000 | .....|
+0005B8 00000000 00000000 00000000 00000000 00000000 00000000 00000000 00000000 | .....|
+0005D8 00000000 00000000 00000000 00000000 00000000 00000000 00000000 00000000 | .....|
+0005F8 00000000 00000000
+000600 Time 21.19.55.719935 Date 2007.01.17 Thread ID... 253E019000000000
+000610 Member ID.... 01 Flags..... 000000 Entry Type.... 00000700
+000618 00000000 00000000 00000000 00000000 00000000 00000000 00000001 00005340 | .....|
+000638 00000000 00400579 00000000 00000001 00000001 082FE020 00000000 253D3012 | .....|
+000658 001F2000 00000000 00000000 00000000 00000000 00000000 00000000 00000000 | .....|
+000678 00000000 00000000
+000680 Time 21.19.55.719939 Date 2007.01.17 Thread ID... 253E019000000000
+000690 Member ID.... 01 Flags..... 000000 Entry Type.... 00000701
+000698 00000001 00000000 00000000 00000000 00000000 00000000 00000000 00000000 | .....|
+0006B8 00000000 00000000 00000000 00000000 00000000 00000000 00000000 00000000 | .....|
+0006D8 00000000 00000000 00000000 00000000 00000000 00000000 00000000 00000000 | .....|
+0006F8 00000000 00000000

```

```

Heap Storage Diagnostics
All storage has been freed.

```

[12] Runtime Options Report:

LAST WHERE SET	OPTION
DD:CEE0PTS	CEEDUMP(0,SYSOUT=*,FREE=END,SPIN=UNALLOC)
IBM-supplied default	DYNDUMP(*USERID,NODYNAMIC,TDUMP)
IBM-supplied default	ENVAR("")
IBM-supplied default	FILETAG(NOAUTOCVT,NOAUTOTAG)
DD:CEE0PTS	HEAPCHK(ON,1,0,10,10)
DD:CEE0PTS	HEAPP0OLS(ON,8,10,32,10,128,10,256,10,1024,10,2048,10,0,10,0,10,0,10,0,10,0,10)
DD:CEE0PTS	HEAPP0OLS64(ON,8,4000,32,2000,128,700,256,350,1024,100,2048,50,3072,50,4096,50,8192,25,16384,10,32768,5,65536,5)
IBM-supplied default	HEAPZONES(0,ABEND,0,ABEND)

Figure 172. Example dump using CEE3DMP (AMODE 64) (Part 8 of 9)

The following is the ninth part of the example dump using CEE3DMP (AMODE 64) .

```

IBM-supplied default      HEAP64(1M,1M,KEEP,32768,32768,KEEP,4096,4096,FREE)
IBM-supplied default      INFOMSGFILTER(OFF,,,,)
IBM-supplied default      IOHEAP64(1M,1M,FREE,12288,8192,FREE,4096,4096,FREE)
IBM-supplied default      LIBHEAP64(1M,1M,FREE,16384,8192,FREE,8192,4096,FREE)
IBM-supplied default      NATLANG(ENU)
IBM-supplied default      PAGEFRAMESIZE64(4K,4K,4K,4K,4K,4K,4K)
Programmer default        POSIX(ON)
IBM-supplied default      PROFILE(OFF,"")
DD:CEE0PTS                RPTOPTS(ON)
DD:CEE0PTS                RPTSTG(ON)
IBM-supplied default      STACK64(1M,1M,128M)
IBM-supplied default      STORAGE(NONE,NONE,NONE,)
Programmer default        TERMTDCT(UADUMP,,96)
IBM-supplied default      NOTEST(ALL,"*" "PROMPT" "INSPREF")
IBM-supplied default      THREADSTACK64(OFF,1M,1M,128M)
DD:CEE0PTS                TRACE(ON,1048576,NODUMP,LE=8)
IBM-supplied default      TRAP(ON,SPIE)

[13] Process Control Blocks:

PCB(0000000100003CA0)
+0000 0000000100003CA0 C3C5C5D7 C3C24040 00000000 00000000 | CEEPCB .....|
+0010 0000000100003CB0 00000000 00000000 00000000 00000000 | .....|
+0020 0000000100003CC0 - +0000FF 0000000100003D9F | same as above|
+0100 0000000100003DA0 03030208 00000000 00000000 00000000 | .....|
+0110 0000000100003DB0 00000001 00004048 00000000 00000000 | .....|
+0120 0000000100003DC0 00000000 00000000 00000000 00000000 | .....|
+0130 0000000100003DD0 00000000 00000000 00000001 00003A10 | .....|
+0140 0000000100003DE0 7FC00000 00000000 00000000 00000000 | .....|
+0150 0000000100003DF0 00000000 00000000 00000000 00000000 | .....|
+0160 0000000100003E00 00000000 252A3F48 00000000 00000000 | .....|
+0170 0000000100003E10 00000000 00000000 00000000 00000000 | .....|
+0180 0000000100003E20 - +0001BF 0000000100003E5F | same as above|
MEML(0000000100004048)
+0000 0000000100004048 00000000 00000000 00000000 00000000 | .....|
+0010 0000000100004058 - +00005F 00000001000040A7 | same as above|
+0060 00000001000040A8 00000001 00008688 00000000 00000000 | .....fh.....|
+0070 00000001000040B8 00000000 00000000 00000000 00000000 | .....|
+0080 00000001000040C8 - +0001AF 00000001000041F7 | same as above|
Thread Synchronization Process Latch Table (PPALT)(0000000108911F00)
+0000 0000000108911F00 DA8ADF60 00000000 00000000 257520A0 | .....|
+0010 0000000108911F10 00000001 08911050 00000000 00000000 | .....j.&.....|
+0020 0000000108911F20 00000000 00000000 00000000 00000000 | .....|
+0030 0000000108911F30 - +00009F 0000000108911F9F | same as above|
+00A0 0000000108911FA0 DA8ADF60 00000000 00000000 257520A0 | .....|
+00B0 0000000108911FB0 00000001 08911500 00000000 00000000 | .....j.....|
+00C0 0000000108911FC0 00000000 00000000 00000000 00000000 | .....|
+00D0 0000000108911FD0 - +0013FF 00000001089132FF | same as above|
[14]CEE3846I CEEDUMP Processing completed.

```

Figure 173. Example dump using CEE3DMP (AMODE 64) (Part 9 of 9)

Sections of the Language Environment dump

The sections of the dump listed in [Table 54 on page 354](#) appear independently of the Language Environment-conforming languages used.

Table 54. Contents of the Language Environment dump - AMODE 64

Section number and heading	Contents
[1] Page Heading	<p>The page heading section appears on the top of each page of the dump and contains:</p> <ul style="list-style-type: none"> CEE3DMP identifier Title For dumps generated as a result of an unhandled condition, the title is "Condition processing resulted in the Unhandled condition." Product abbreviation of Language Environment Version number Release number Date Time Page number
[2] CEE3845I CEEDUMP Processing started.	<p>Identifies the start of the Language Environment dump processing. Similarly, message CEE3846I identifies the end of the dump processing, Message number CEE3845I can be used to locate the start of the next CEEDUMP report when scanning forward in a data set that contains several CEEDUMP reports.</p>
[3] Enclave Identifier	<p>Names the enclave for which information in the dump is provided.</p>
[4] - [10] Thread Information:	<p>These sections show information that is specific to a thread. When multiple threads are dumped, these sections will appear for each thread.</p>

Table 54. Contents of the Language Environment dump - AMODE 64 (continued)

Section number and heading	Contents
[4] Information for thread	Shows the system identifier for the thread. Each thread has a unique identifier.
[5] Traceback	<p>For all active routines in a particular thread, the traceback section shows routine information in three parts. The first part contains:</p> <ul style="list-style-type: none"> • DSA number: A number that is assigned to the information for this active routine by dump processing. The number is used to associate information from the first part of the traceback with information in the second and third parts of the traceback. • Entry: For C/C++ routines, this is the function name. If a function name or entry point was not specified for a particular routine, then the string ' ** NoName ** ' will appear. • Entry point offset • Statement number: Refers to the line number in the source code (program unit) in which a call was made or an exception took place. The statement number appears only if your routine was compiled with the options required to generate statement numbers. These options are described under “XL C and XL C++ compiler options for AMODE 64 applications” on page 325. • Load module: The load module name displayed can be a partitioned data set member or an UNIX executable file. The load module name is also displayed in the third part of the traceback (see below for details). • Program unit: The primary entry point of the external procedure. For C routines, this is the compile unit name. For Language Environment-conforming assemblers, this is the ENTNAME = value on the CELQPRLG macro. <p>If your routine was compiled with the compile options to generate statement numbers then the program unit name displayed under this column will appear as follows:</p> <ul style="list-style-type: none"> – If your compiled routine is in a partitioned data set then only the member will be output. – If your compiled routine is in a sequential data set then only the last qualifier will be shown. – If your compiled routine is in an UNIX filename then only what fits of the filename will be displayed in a line. <p>Look for the complete name of the program unit in the Fully Qualified Names section of the traceback, if your routine was compiled using compile options to generate statement numbers.</p> <ul style="list-style-type: none"> • Service level: The latest service level applied to the compile unit (for example, for IBM products, it would be the PTF number). <ul style="list-style-type: none"> – If the service level string is equal or less than 7 bytes, all of the string will be output. – If the service level string is longer than 7 bytes, the Service column will only show the first 7 bytes of the service string, and the full service string will be shown in section of Full Service Level with max length of 64 bytes. • Status: Routine status can be call or exception.

Table 54. Contents of the Language Environment dump - AMODE 64 (continued)

Section number and heading	Contents
[5] Traceback (continued)	<p>The second part contains:</p> <ul style="list-style-type: none"> • DSA number: A number assigned to the information for this active routine by dump processing. The number is used to associate information from the first part of the traceback with information in the second and third parts of the traceback. • Stack frame (DSA) address • Entry point address • Program unit address • Program unit offset: The offset of the last instruction to run in the routine. If the offset is a negative number, zero, or a very large positive number, the routine associated with the offset probably did not allocate a save area or the routine could have been called using SVC-assisted linkage. Adding the program unit address to the offset gives you the location of the current instruction in the routine. This offset is from the starting address of the routine. • Compile Date • Attributes: The attributes of the compile unit including whether character data is being treated as EBCDIC or ASCII and whether floating point data is being treated as IEEE or hexadecimal. <p>The third part, which is also referred to as 'Fully Qualified Names' section, contains the following:</p> <ul style="list-style-type: none"> • DSA number • Entry • Program unit: Similar to the Program Unit column in part 1 except that the server name and the complete program unit (PU) name will be displayed. A PU name will appear here only if it was compiled using compile options to produce statement numbers. • Load Module: The complete pathname of a load module name residing in an UNIX filename will be displayed here if available. The load module's full pathname will be displayed if the PATH environment variable is set such that the pathname of the load module's directory appears before the current directory (.). For load modules found in data sets, the same output shown in the traceback part 1 will also be displayed here. <p>The fourth part of the traceback, which is also referred to as the "Full Service Level" section, contains the following:</p> <ul style="list-style-type: none"> • DSA number • Entry • Service: The full service level string with max length of 64 bytes will be displayed here. <p>The fifth part of the traceback, which is also referred to as the "AMODE 31 and AMODE 64 DSA Anchor" section, contains the following:</p> <ul style="list-style-type: none"> • DSA number • Entry • Entry point address • Anchor

Table 54. Contents of the Language Environment dump - AMODE 64 (continued)

Section number and heading	Contents
[6] Condition Information for Active Routines	<p>Displays the following information for all conditions currently active on the call chain:</p> <ul style="list-style-type: none"> • Statement showing failing routine and stack frame address of routine • Condition information block (CIB) address • The current condition, in the form of a Language Environment message for the condition raised or a Language Environment abend code, if the condition was caused by an abend • Location: For the failing routine, this is the program unit, entry routine, statement number, and offset. • Machine state, which shows: <ul style="list-style-type: none"> – Instruction length counter (ILC) – Interruption code – Program status word (PSW) – Contents of GPRs 0–15. Contents of floating point content register (FPC) and floating point registers FPR 0-15. – Storage dump near condition (2 hex-bytes of storage near the PSW) – Storage pointed to by General Purpose Registers <p>These values are the current values at the time the condition was raised.</p>
[7] Parameters, Registers, and Variables for Active Routines	<p>For each active routine, this section shows:</p> <ul style="list-style-type: none"> • Routine name and stack frame address • Saved registers: This lists the contents of GPRs 0–15 at the time the routine received control. The saved registers are those saved by the DSA-owning routine on entry. Register 7 is the return address back to the caller of the DSA-owning routine. Register 6 may be the entry point of the DSA-owning routine. (This is not true when the Branch Relative and Save instruction is used to implement the call. The non-volatile floating-point registers that are saved in the stack frame. The registers are only displayed if the program owning the stack frame saved them. Dashes are displayed in the registers when the register values are not saved. • Storage pointed to by the saved registers: Treating the saved contents of each register as an address, 32 bytes before and 64 bytes after the address shown.
[8] Control Blocks for Active Routines	<p>For each active routine controlled by the STACKFRAME option, this section lists contents of related control blocks. The Language Environment-conforming language determines which language-specific control blocks appear. The possible control blocks are:</p> <ul style="list-style-type: none"> • Stack frame • Condition information block • Language-specific control blocks
[9] Storage for Active Routines	<p>Displays local storage for each active routine. The storage is dumped in hexadecimal, with EBCDIC translations on the right side of the page. There can be other information, depending on the language used. For C/C++ routines, this is the stack frame storage.</p>
[10] Control Blocks Associated with the Thread	<p>Lists the contents of the Language Environment common anchor area (CAA), thread synchronization queue element (SQEL) and dummy stack frame. Other language-specific control blocks can appear in this section.</p>

Table 54. Contents of the Language Environment dump - AMODE 64 (continued)

Section number and heading	Contents
[11] Enclave Control Blocks	<p>Lists the contents of the Language Environment enclave data block (EDB) and enclave member list (MEML). The information presented may vary depending on which runtime options are set.</p> <ul style="list-style-type: none"> • If the POSIX runtime option is set to ON, this section lists the contents of the mutex and condition variable control blocks, the enclave level latch table, and the thread synchronization trace block and trace table. • If DLLs have been loaded, this section shows information for each DLL including the DLL name, load address, use count, writeable static area (WSA) address, and the thread ID of the thread that loaded the DLL. • If the HEAPCHK runtime option is set to ON, this section shows the contents of the HEAPCHK options control block (HCOP) and the HEAPCHK element tables (HCEL). A HEAPCHK element table contains the location and length of all allocated storage elements for a heap in the order that they were allocated. • When the <i>call-level</i> suboption of the HEAPCHK runtime option is set, any unfreed storage, which would indicate a storage leak, would be displayed in this area. The traceback could then be used to identify the program which did not free the storage. • If the TRACE runtime option is set to ON, this section shows the contents of the Language Environment trace table. <p>Other language-specific control blocks can appear in this section.</p>
[12] Runtime Options Report	Lists the Language Environment runtime options in effect when the routine was executed.
[13] Process Control Blocks	Lists the contents for the Language Environment process control block (PCB), process member list (MEML), and if the POSIX runtime option is set to ON, the process level latch table. Other language-specific control blocks can appear in this section.
[14] CEE3846I CEEDUMP Processing completed.	Identifies the end of the Language Environment dump processing. Similarly, message CEE3845I identifies the start of the dump processing. Message number CEE3846I can be used to locate the end of the previous CEEDUMP report when scanning backward in a data set that contains several CEEDUMP reports.

Generating a system dump

A system dump contains the storage information needed to diagnose errors. You can use Language Environment to generate a system dump through any of the following methods:

DYNDUMP(hlq,DYNAMIC,TDUMP)

You can use the DYNDUMP runtime option to obtain IPCS readable dumps of user applications that would ordinarily be lost due to the absence of a SYSMDUMP, SYSUDUMP, or SYSABEND DD statement.

TERMTHDACT(UAONLY, UATRACE, or UADUMP)

You can use these runtime options, with TRAP(ON), to generate a system dump if an unhandled condition of severity 2 or greater occurs. For further details regarding the level of dump information produced by each of the TERMTHDACT suboptions, see [“Generating a Language Environment dump with TERMTHDACT” on page 341](#).

TRAP(ON,NOSPIE) TERMTHDACT(UAIMM)

TRAP(ON,NOSPIE) TERMTHDACT(UAIMM) generates a system dump of the user address space of the original abend or program interrupt prior to the Language Environment condition manager processing the condition.

Abend Codes in Initialization Assembler User Exit

Abend codes listed in the initialization assembler user exit are passed to the operating system. The operating system can then generate a system dump.

__cabend()

You can use the __cabend() API to cause the operating system to handle an abend.

See system or subsystem documentation for detailed system dump information.

The method for generating a system dump varies for each of the Language Environment runtime environments. The following sections describe the recommended steps needed to generate a system dump in batch and z/OS UNIX shell runtime environments. Other methods may exist, but these are the recommended steps for generating a system dump. For details on setting Language Environment runtime options, see [z/OS Language Environment Programming Guide](#).

Steps for generating a system dump in a batch runtime environment

Perform the following steps to generate a system dump in a batch runtime environment. When you are done, you have a generated system dump in a batch runtime environment.

1. Specify runtime options TERMTHDACT(UAONLY, UADUMP, UATRACE, or UAIMM), and TRAP(ON). If you specify the suboption UAIMM then you must set TRAP(ON,NOSPIE). The TERMTHDACT suboption determines the level of detail of the Language Environment formatted dump. For further details on the TERMTHDACT suboptions, see [“Generating a Language Environment dump with TERMTHDACT” on page 341](#).

2. Decide whether to include a SYSMDUMP DD card or use the DYNDUMP runtime option.

- Include a SYSMDUMP DD card with the desired data set name and DCB information:

```
LRECL=4160, BLKSIZE=4160, and RECFM=FBS.
```

- Specify the DYNDUMP runtime option with the following information:

```
DYNDUMP (hlq,DYNAMIC,TDUMP)
```

3. Rerun the program.

Steps for generating a system dump in a z/OS UNIX shell

Perform the following steps to generate a system dump from a z/OS UNIX shell:

- Using _BPXK_MDUMP.

1. Specify where to write the system dump.

- To write the system dump to a z/OS data set, issue the export `_BPXK_MDUMP=filename` command, where *filename* is a fully qualified data set name with DCB information: LRECL=4160, BLKSIZE=4160, and RECFM=FBS. For example:

```
export _BPXK_MDUMP=hlq.mydump
```

- To write the system dump to a z/OS UNIX file, issue the export `_BPXK_MDUMP=filename` command, where *filename* is a fully qualified z/OS UNIX file name; For example:

```
export _BPXK_MDUMP=/tmp/mydump.dmp
```

2. Specify Language Environment runtime options, where *suboption* = UAONLY, UADUMP, UATRACE, or UAIMM. If UAIMM is set, TRAP(ON,NOSPIE) must also be set. The TERMTHDACT suboption determines the level of detail of the Language Environment formatted dump. For more details about the TERMTHDACT suboptions, see [“Generating a Language Environment dump with TERMTHDACT” on page 341](#).

```
export _CEE_RUNOPTS="termthdact(suboption)"
```

3. Rerun the program.

When you are done, the system dump is written to the data set name or z/OS UNIX file name specified. For more information about BPXK_MDUMP, see [_BPXK environment variables in z/OS UNIX System Services Planning](#).

- Using DYNDUMP.

1. Specify Language Environment runtime options:

```
export _CEE_RUNOPTS="termthdact(suboption),DYNDUMP(hlq,DYNAMIC,TDUMP) "
```

suboption

is UAONLY, UADUMP, UATRACE, or UAIMM. If UAIMM is set, TRAP(ON,NOSPIE) must also be set. The TERMTHDACT suboption determines the level of detail of the Language Environment formatted dump. For further details regarding the TERMTHDACT suboptions, see [“Generating a Language Environment dump with TERMTHDACT” on page 341](#)

hlq

is the high level qualifier for the dump data set to be created.

2. Rerun the program.

When you are done, the system dump is written to the name generated by the DYNDUMP runtime option. For more information about DYNDUMP information, see [DYNDUMP in z/OS Language Environment Programming Reference](#).

You can also specify the signal SIGDUMP on the **kill** command to generate a system dump of the user address space. For more information about the **kill** command and signals, see [kill - End a process or job](#), or send it a signal in [z/OS UNIX System Services Command Reference](#).

Formatting and analyzing system dumps

You can use the Interactive Problem Control System (IPCS) to format and analyze system dumps. Language Environment provides an IPCS VERBEXIT LEDATA that can be used to format Language Environment control blocks. For more information about using IPCS, see [z/OS MVS IPCS User's Guide](#).

Preparing to use the Language Environment support for IPCS

Use the following guidelines before you use IPCS to format Language Environment control blocks:

- Ensure that your IPCS job can find the CEEIPCSP member.

IPCS provides an exit control table with imbed statements to enable other products to supply exit control information. The IPCS default table, BLSCECT, normally in the SYS1.PARMLIB library, has the following entry for Language Environment:

```
IMBED MEMBER(CEEIPCSP) ENVIRONMENT(IPCS)
```

The Language Environment-supplied CEEIPCSP member, installed in the SYS1.PARMLIB library, contains the Language Environment-specific entries for the IPCS exit control table.

- Provide an IPCSPARM DD statement to specify the libraries containing the IPCS control tables; for example:

```
//IPCSPARM DD DSN=SYS1.PARMLIB,DISP=SHR
```

- Ensure that your IPCS job can find the Language Environment-supplied ANALYZE exit routines installed in the SYS1.MIGLIB library.
- To aid in debugging system or address space hang situations, Language Environment mutexes, latches and condition variables can be displayed if the CEEIPCSP member you are using is updated to identify the Language Environment ANALYZE exit, by including the following statement:

```
EXIT EP(CEEEANLZ) ANALYZE
```

Understanding Language Environment IPCS VERBEXIT – LEDATA

Purpose

Use the LEDATA verb exit to format data for Language Environment. This VERBEXIT provides information about the following topics:

- A summary of Language Environment at the time of the dump
- Runtime Options
- Storage Management Control Blocks
- Condition Management Control Blocks
- Message Handler Control Blocks
- C/C++ Control Blocks
- PL/I Control Blocks

Format

```
VERBEXIT LEDATA [ 'parameter[,parameter]...' ]

Report Type Parameters:
[ AUTH ]
[ NTHREADS(value) ]
[ SUM ]
[ HEAP | STACK | SM ]
[ HPT(number) [ HPTTCB (address) ] [ HPTCELL(address) ] [ HPTLOC(location) ] ]
[ CM ]
[ MH ]
[ CEEDUMP ]
[ COMP(value) ]
[ PTBL(value) ]
[ SW3164 ]
[ ALL ]

Data Selection Parameters:
[ DETAIL | EXCEPTION ]

Control Block Selection Parameters:
[ CAA(caa-address) ]
[ DSA(dsa-address) ]
[ TCB(tcb-address) ]
[ ASID(address-space-id) ]
[ NTHREADS(value) ]
[ LAA(laa-address) ]
```

Parameters

The following sections describe the various types of parameters you can specify for VERBEXIT LEDATA. Only hexadecimal characters can be specified as addresses provided in LEDATA parameters. Special characters cause the formatter to fail. Therefore, to specify a 64 bit address as a parameter, it must be in the form like 123456789 instead of 1_23456789.

Report type parameters

Use these parameters to select the type of report. If you omit these parameters, the default is SUMMARY.

Address space report types

NTHREADS(value)

Requests a report that shows the traceback for the TCBs in the address space. *value* is the number of TCBs for which the traceback are displayed. If *value* is specified as asterisk (*), all TCBs are displayed. The LAA, CAA, or TCB parameter can be used to limit the display to only TCBs that are part of the same enclave.

AUTH

Requests a report on all preinitialized environments for authorized programs control blocks for the address space. NTHREADS is ignored when AUTH is specified.

PTBL(value)

Requests that PreInit tables be formatted according to the following values.

CURRENT

If current is specified, the PreInit table that is associated with the current or specified TCB is displayed.

address

If an address is specified, the PreInit table at that address is specified.

All active and dormant PreInit tables within the current address space are displayed; this option is time-consuming.

ACTIVE

The PreInit tables for all TCBs in the address space are displayed.

Thread-specific report types

Use these parameters to select reports that show Language Environment activity for a specific TCB. These report types are ignored if AUTH or NTHREADS is specified. You can specify as many of these reports as you want.

SUMmary

Requests a summary of the Language Environment at the time of the dump. The following information is included:

- TCB address.
- Address Space Identifier.
- Language Environment Release.
- Active members.
- Formatted CAA, PCB, RCB, EDB, LAA, and LCA.
- Runtime Options in effect.

HEAP | STACK | SM

HEAP

Requests a report on Storage Management control blocks pertaining to HEAP storage, as well as a detailed report on heap segments. The detailed report includes information about the free storage tree in the heap segment, and information about each allocated storage element. It also specifies a heap pools report with information useful to find potential damaged cells.

Note: Language Environment does not support alternative Vendor Heap Manager (VHM) data.

STACK

Requests a report on Storage Management control blocks pertaining to STACK storage.

SM

Requests a report on Storage Management control blocks. This is the same as specifying both HEAP and STACK.

HPT(number) [HPTTCB (address)] [HPTCELL(address)] [HPTLOC(location)]

HPT(number)

Requests that the heap pool trace, if available, be formatted. If the value is 0 or *, the trace for every heap pool ID is formatted. If the value is a single number (1-12), the trace for the specific heap pool ID is formatted. If only the HPT keyword is specified with no value, the trace behaves similar to when the value is *. If no filter is specified, all of the entries are formatted for the specific pool ID.

HPTTCB (*address*)

Filters the heap pool trace table, if available, printing only those entries for a given TCB address (*address*).

HPTCELL(*address*)

Filters the heap pool trace table, if available, printing only those entries for a given cell address (*address*).

HPTLOC(*value*)

Filters the heap pool trace table, if available, and prints only those entries for a given virtual storage location (*location*). The following values are valid:

31

Display entries that are located in virtual storage below the bar.

64

Display entries that are located in virtual storage above the bar.

ALL

Display entries that are located in virtual storage below or above the bar.

Note:

1. Filter options without specifying HPT implies HPT(*).
2. You can specify multiple options together, like HPTTCB and HPTCELL. All pieces of information must match the trace entry for it to be formatted. If location and cell contradict each other, such as HPTLOC(31) and HPTCELL(64bit addr), an error will be displayed.

CM

Requests a report on Condition Management control blocks.

MH

Requests a report on Message Handler control blocks.

CEEDump

Requests a CEEDUMP-like report. This includes the traceback, the Language Environment trace, and thread synchronization control blocks at process, enclave, and thread levels.

COMP(*value*)

Requests component control blocks to be formatted according to the following values:

C

Requests a report on C/C++ runtime control blocks.

CIO

Requests a report on C/C++ I/O control blocks.

COBOL

Requests a report on COBOL-specific control blocks.

PLI

Requests a report on PL/I-specific control blocks.

ALL

Requests a report on all the previous control blocks.

If the value specified in COMP is not one of the values (C, CIO, COBOL, PL/I, or ALL), a message is displayed and it continues executing as if COMP(ALL) was specified.

The ALL parameter for LEDATA also generates a report that includes all the component control blocks.

SW3164

Requests a report on AMODE 31 and AMODE 64 interoperability. The following information is included:

- Formatted SW3164 structure.

ALL

Requests all reports, as well as C/C++, COBOL, and PL/I reports.

Data selection parameters

Data selection parameters limit the scope of the data in the report. If no data selection parameter is selected, the default is DETAIL.

DETail

Requests formatting all control blocks for the selected components. Only significant fields in each control block are formatted. For the Heap and Storage Management Reports, the DETAIL parameter will provide a detailed heap segment report for each heap segment in the dump. The detailed heap segment report includes information on the free storage tree in the heap segments, and all allocated storage elements. This report will also identify problems detected in the heap management data structures. For more information about the Heap Reports, see [“Understanding the HEAP LEDATA output”](#) on page 378.

EXCception

Requests validating all control blocks for the selected components. Output is only produced naming the control block and its address for the first control block in a chain that is invalid. Validation consists of control block header verification at the very least. For the Summary, CEEDUMP, C/C++, PL/I reports, the EXCEPTION parameter has not been implemented. For these reports, DETAIL output is always produced.

Control block selection parameters

Use these parameters to select the control blocks used as the starting points for formatting.

CAA(*caa-address*)

specifies the address of the CAA. If not specified, the CAA address is obtained from the LAA.

DSA(*dsa-address*)

specifies the address of the DSA. If not specified, the DSA address may be obtained from the TCB or the IPCS symbol REGGEN.

TCB(*tcb-address*)

specifies the address of the TCB. If not specified, the TCB address may be obtained from the CAA or the CVT.

LAA(*laa-address*)

specifies the address of the LAA. If not specified, the LAA address may be obtained from the TCB or the PSA.

ASID(*address-space-id*)

specifies the hexadecimal address space ID. If not specified, the IPCS default address space ID is used. This parameter is not needed when the dump only has one address space.

Examples

For examples of the output produced by LEDATA and explanation of the content, refer to [“Understanding the Language Environment IPCS VERBEXIT LEDATA output”](#) on page 364.

Understanding the Language Environment IPCS VERBEXIT LEDATA output

The Language Environment IPCS VERBEXIT LEDATA generates formatted output of the Language Environment runtime environment control blocks from a system dump. The following [sample](#) illustrates the output produced when the LEDATA VERBEXIT is invoked with the ALL parameter. The system dump being formatted was obtained by specifying the TERMTHDACT(UADUMP) runtime option when running the program CELQSAMP in [Figure 162](#) on page 344.

[“Sections of the Language Environment LEDATA VERBEXIT formatted output”](#) on page 374 describes the information in the formatted output. Ellipses are used to summarize some sections of the dump. For easy reference, the sections of the following dump are numbered to correspond with the descriptions in [“Sections of the Language Environment LEDATA VERBEXIT formatted output”](#) on page 374.


```

ALL
*****
64 BIT LANGUAGE ENVIRONMENT DATA
*****

Language Environment Product 04 V01 R09.00

[1] Information for enclave main

[2] Information for thread 253E019000000000
TCB Address: 007FF050
CAA Address: 00000001_00007B18
PCB Address: 00000001_00003CA0

[3] Registers and PSW:
GPR0..... 0000000084000000  GPR1..... 0000000084000FC7  GPR2..... 00000001082FBE00  GPR3..... 3C10000000000000
GPR4..... 00000001082FA900  GPR5..... 00000000253C45F8  GPR6..... 00000000253C4500  GPR7..... 00000000251B9B1A
GPR8..... 00000001082FBE00  GPR9..... 00000000253C459A  GPR10..... 00000001082FBABF  GPR11..... 00000001082FBE00
GPR12..... 00000001082FBB08  GPR13..... 00000001082FE680  GPR14..... 0000000100005DC8  GPR15..... 0000000000000000
PSW..... 07851401 80000000 00000000 253C459A

[4] Traceback:
DSA      Entry      E Offset  Statement  Load Mod      Program Unit      Service  Status
1  CEEHSDMP      +0000009A      CELQLIB      CEEHSDMP      D1908      Call
2  CEEHSDSP      +000003AB8      CELQLIB      CEEHSDSP      D1908      Call
3  CEEOSIGJ      +0000094E      CELQLIB      CEEOSIGJ      D1908      Call
4  CELQHRD      +0000024E      CELQLIB      CELQHRD      D1908      Call
5  CEEOSIGG      +00000000      CELQLIB      CEEOSIGG      D1908      Call
6  CELQHRD      +0000024E      CELQLIB      CELQHRD      D1908      Call
7  div_zero      +00000040      CELQDLL      CELQDLL      1.4.i.0      Exception
8  main          +00000468      CELQSAMP      CELQSAMP      1.2.d      Call
9  CELQINIT      +00000134C      CELQLIB      CELQINIT      D1908      Call

DSA      DSA Addr      E Addr      PU Addr      PU Offset  Comp Date  Compile Attributes
1  00000001_082FA900  00000000_253C4500  00000000_253C4500  +0000009A0  20061215  CEL      POSIX XPLINK EBCDIC HFP
2  00000001_082FAAC0  00000000_251B6060  00000000_251B6060  +000003AB80  20061215  CEL      POSIX XPLINK EBCDIC HFP
3  00000001_082FD3E0  00000000_2504AAB0  00000000_2504AAB0  +0000094E0  20070109  CEL      POSIX XPLINK EBCDIC HFP
4  00000001_082FDDE0  00000000_251C9480  00000000_251C9480  +0000024E0  20061215  CEL      POSIX XPLINK EBCDIC HFP
5  00000001_082FE020  00000000_253011F8  00000000_253011F8  +000000000  20061215  CEL      POSIX XPLINK EBCDIC HFP
6  00000001_082FEE40  00000000_251C9480  00000000_251C9480  +0000024E0  20061215  CEL      POSIX XPLINK EBCDIC HFP
7  00000001_082FF080  00000000_257B5A00  00000000_00000000  +257B5A00  20070116  C/C++    POSIX XPLINK EBCDIC IEEE
8  00000001_082FF180  00000000_250000D8  00000000_00000000  +250005400  20070116  C/C++    POSIX XPLINK EBCDIC IEEE
9  00000001_082FF280  00000000_25005010  00000000_25005010  +00000134C0  20061215  CEL      POSIX XPLINK EBCDIC HFP

Full Service Level
DSA      Entry      Service
6  div_zero      1.4.i.0001

[5] Control Blocks Associated with the Thread:
Thread Synchronization Queue Element (SQEL): 00000000_257520A0
+000000 00000000_257520A0  00000000 00000000 00000000 00000000 |.....|
+000010 00000000_257520B0  00000000 00000000 00000001 08358750 |.....g&|
+000020 00000000_257520C0  00000000 00000000 00000000 00000000 |.....|
+000030 00000000_257520D0  00000000 00000000 00000001 00007B18 |.....#.|
+000040 00000000_257520E0  00000000 00000000 00000000 00000000 |.....|
+000050 00000000_257520F0  - +000000 00000000_2575210F  same as above

[6] Enclave Control Blocks:
Mutex and Condition Variable Blocks (MCVB+MHT+CHT): 00000001_089100B8
+000000 00000001_089100B8  00000000 00011E78 00000001 08910100 |.....j..|
+000010 00000001_089100C8  000007F0 00007F00 00000000 00000000 |...0..|
+000020 00000001_089100D8  00000001 08FC7490 00000001 08910900 |.....j..|
+000030 00000001_089100E8  000001F0 00001F00 00000000 00000000 |...0..|
+000040 00000001_089100F8  00000001 08FC74D0 00000000 00000000 |.....|
+000050 00000001_08910108  00000000 00000000 00000000 00000000 |.....|
+000060 00000001_08910118  - +000000 00000001_08910207  same as above
+000150 00000001_08910208  00000001 08358A20 00000000 00000000 |.....|
+000160 00000001_08910218  00000001 08358900 00000000 00000000 |.....i.....|
+000170 00000001_08910228  00000001 08358990 00000000 00000000 |.....i.....|
+000180 00000001_08910238  00000000 00000000 00000000 00000000 |.....|
+000190 00000001_08910248  - +000000 00000001_08910297  same as above
+0001E0 00000001_08910298  00000001 08358750 00000000 00000000 |.....g&.....|
+0001F0 00000001_089102A8  00000000 00000000 00000000 00000000 |.....|
+000200 00000001_089102B8  - +000000 00000001_08910307  same as above
+000250 00000001_08910308  00000001 0831AB10 00000000 00000000 |.....|
+000260 00000001_08910318  00000001 0831ABD0 00000000 00000000 |.....|
+000270 00000001_08910328  00000001 0831A990 00000000 00000000 |.....z.....|
+000280 00000001_08910338  00000001 0831AA50 00000000 00000000 |.....&.....|

```

Figure 174. Example of formatted output from LEDATA VERBEXIT (AMODE 64) (Part 1 of 10)

The following is part two of the example of formatted output from LEDATA VERBEXIT (AMODE 64).

```

+000290 00000001_08910348 00000001 0831A810 00000000 00000000 |.....y.....|
+0002A0 00000001_08910358 00000001 0831A8D0 00000000 00000000 |.....y.....|
+0002B0 00000001_08910368 00000001 0831A690 00000000 00000000 |.....w.....|
+0002C0 00000001_08910378 00000001 0831A750 00000000 00000000 |.....x&.....|
+0002D0 00000001_08910388 00000001 0831A510 00000000 00000000 |.....v.....|
+0002E0 00000001_08910398 00000001 0831A5D0 00000000 00000000 |.....v.....|
+0002F0 00000001_089103A8 00000000 00000000 00000000 00000000 |.....t.....|
+000300 00000001_089103B8 00000001 0831A450 00000000 00000000 |.....u&.....|
+000310 00000001_089103C8 00000000 00000000 00000000 00000000 |.....t.....|
+000320 00000001_089103D8 - +000000 00000001_089104C7 |..... same as above
+000410 00000001_089104C8 00000001 08358870 00000000 00000000 |.....h.....|
+000420 00000001_089104D8 00000000 00000000 00000000 00000000 |.....t.....|
+000430 00000001_089104E8 00000001 0831AC30 00000000 00000000 |.....t.....|
+000440 00000001_089104F8 00000001 083587E0 00000000 00000000 |.....g.....|
+000450 00000001_08910508 00000000 00000000 00000000 00000000 |.....t.....|
+000460 00000001_08910518 - +000000 00000001_08910A37 |..... same as above
+000980 00000001_08910A38 00000001 08FC7510 00000000 00000000 |.....t.....|
+000990 00000001_08910A48 00000000 00000000 00000000 00000000 |.....t.....|
+0009A0 00000001_08910A58 - +000000 00000001_08910AC7 |..... same as above
+000A10 00000001_08910AC8 00000001 08FC7410 00000000 00000000 |.....t.....|
+000A20 00000001_08910AD8 00000001 08FC7450 00000000 00000000 |.....&.....|
+000A30 00000001_08910AE8 00000000 00000000 00000000 00000000 |.....t.....|
+000A40 00000001_08910AF8 - +000000 00000001_08910B07 |..... same as above

Thread Synchronization Enclave Latch Table (EPALT): 00000001_08910B00
+000000 00000001_08910B00 00000000 00000000 00000000 00000000 |.....t.....|
+000010 00000001_08910B10 - +000000 00000001_089115DF |..... same as above
+000AE0 00000001_089115E0 00000000 2524F9C0 00000000 00000000 |.....9.....|
+000AF0 00000001_089115F0 00000000 00000000 00000000 00000000 |.....t.....|
+000B00 00000001_08911600 - +000000 00000001_0891176F |..... same as above
+000C70 00000001_08911770 00000000 2538B4E0 00000000 00000000 |.....t.....|
+000C80 00000001_08911780 00000000 00000000 00000000 00000000 |.....t.....|
+000C90 00000001_08911790 - +000000 00000001_08911EFF |..... same as above

HEAPCHK Option Control Block (HCOP): 00000001_089234D0
+000000 00000001_089234D0 C8C3D6D7 00000048 00000001 00000000 |HCOP.....|
+000010 00000001_089234E0 00000000 0000000A 0000000A 00000000 |.....t.....|
+000020 00000001_089234F0 00000001 08FC0099 00000001 08923518 |.....k.....|
+000030 00000001_08923500 00000001 08A00050 00000000 00000000 |.....&.....|
+000040 00000001_08923510 00000000 00000000 C8C3C6E3 00004000 |.....HCFT...|

HEAPCHK Element Table (HCEL) for Heapid 00000001 :

Header: 00000001_08FC0090
+000000 00000001_08FC0090 C8C3C5D3 00000000 00000000 00000000 |HCEL.....|
+000010 00000001_08FC00A0 00000000 00000000 00000001 00100138 |.....t.....|
+000020 00000001_08FC00B0 000001F4 0000000C 0000000D 00000000 |...4.....|

Address      Seg Addr      Length
Table: 00000001_08FC00C0
+000000 00000001_08300040 00000001_08300000 00000000 00000180 00000001 08FC3F50 |.....&.....|
+000020 00000001_083001C0 00000001_08300000 00000000 00019660 00000001 08FC5B30 |.....0-...$.|
+000040 00000001_08319820 00000001_08300000 00000000 00025B40 00000001 08FC5C90 |.....q.....$.|
+000060 00000001_0833F360 00000001_08300000 00000000 00019340 00000001 08FC5EB0 |.....3.....l-;..|
+000080 00000001_083586A0 00000001_08300000 00000000 000189E0 00000001 08FC6010 |.....f.....i-..|
+0000A0 00000001_08371080 00000001_08300000 00000000 00000060 00000001 08FC7050 |.....t.....&.....|
+0000C0 00000001_083710E0 00000001_08300000 00000000 0001F420 00000001 08FE9790 |.....4.....p..|
+0000E0 00000001_08390500 00000001_08300000 00000000 00005C00 00000001 08FEE530 |.....*.....E..|
+000100 00000001_08396100 00000001_08300000 00000000 0000A320 00000001 08FEE210 |...../.....t.....S..|
+000120 00000001_083A0420 00000001_08300000 00000000 00000180 00000001 08FEE530 |.....V.....|
+000140 00000001_083A05A0 00000001_08300000 00000000 00017400 00000001 08FEE730 |.....X.....|
+000160 00000000_00000000 00000000_00000000 00000000 00000000 00000000 00000000 |.....t.....|
+000180 00000001_083B79A0 00000001_08300000 00000000 00017720 00000001 08FEEA90 |.....t.....|

```

```

[7] Language Environment Trace Table:
Most recent trace entry is at displacement: 005A80
Displacement Trace Entry in Hexadecimal
-----
+000000 Time 21.22.38.487562 Date 2007.01.16 Thread ID... 253E019000000000
+000010 Member ID... 03 Flags.... 000000 Entry Type.... 00000005
+000018 94818995 40404040 40404040 40404040 40404040 40404040 40404040 |main
+000038 60606E4D F0F0F6C6 5D409799 8995A386 4D5D4040 40404040 40404040 40404040 |-->(006F) printf()
+000058 40404040 40404040 40404040 40404040 40404040 40404040 40404040 |
+000078 40404040 40404040
Trace Entry in EBCDIC
-----

```

Figure 175. Example of formatted output from LEDATA VERBEXIT (AMODE 64) (Part 2 of 10)

The following is part three of the example of formatted output from LEDATA VERBEXIT (AMODE 64).

```

+000080 Time 21.22.38.497576 Date 2007.01.16 Thread ID... 253E019000000000
+000090 Member ID... 03 Flags..... 000000 Entry Type..... 00000006
+000098 4C60604D F0F0F6C6 5D40D9F1 7EF0F0F0 F0F0F0F0 F1F0F0F0 F0F9C4C6 F040D9F2 |<--(006F) R1=0000000100009DF0 R2|
+0000B8 7EF0F0F0 F0F0F0F0 F0F2F5F5 F7F4F6C4 F040D9F3 7EF0F0F0 F0F0F0F0 F0F0F0F0 |=00000000255746D0 R3=000000000000|
+0000D8 F0F0F0F0 C340C5D9 D9D5D67E F0F0F0F0 F0F0F0F0 40C5D9D9 D5D6F27E F0F0F0F0 |0000C ERRNO=00000000 ERRNO2=0000|
+0000F8 F0F0F0F0 00000000
|0000....

+000100 Time 21.22.38.497582 Date 2007.01.16 Thread ID... 253E019000000000
+000110 Member ID... 03 Flags..... 000000 Entry Type..... 00000005
+000118 94818995 40404040 40404040 40404040 40404040 40404040 40404040 40404040 |main|
+000138 60606E4D F0F1F7F0 5D408493 93939681 844D5D40 40404040 40404040 40404040 |-->(0170) dllload()|
+000158 40404040 40404040 40404040 40404040 40404040 40404040 40404040
+000178 40404040 40404040
|

+000180 Time 21.22.38.526042 Date 2007.01.16 Thread ID... 253E019000000000
+000190 Member ID... 03 Flags..... 000000 Entry Type..... 00000006
+000198 4C60604D F0F1F7F0 5D40D9F1 7EF0F0F0 F0F0F0F0 F1F0F0F2 C6C6F4F6 F040D9F2 |<--(0170) R1=00000001082FF460 R2|
+0001B8 7EF0F0F0 F0F0F0F0 F0F2F5F5 F7F4F6C4 F040D9F3 7EF0F0F0 F0F0F0F0 F1F0F8C6 |=00000000255746D0 R3=0000000108F|
+0001D8 C3F5C5F3 F040C5D9 D9D5D67E F0F0F0F0 F0F0F0F0 40C5D9D9 D5D6F27E F0F0F0F0 |C5E30 ERRNO=00000000 ERRNO2=0000|
+0001F8 F0F0F0F0 00000000
|0000....

+000200 Time 21.22.38.526049 Date 2007.01.16 Thread ID... 253E019000000000
+000210 Member ID... 03 Flags..... 000000 Entry Type..... 00000005
+000218 94818995 40404040 40404040 40404040 40404040 40404040 40404040 40404040 |main|
+000238 60606E4D F0F0F6C6 5D409799 8995A386 4D5D4040 40404040 40404040 40404040 |-->(006F) printf()|
+000258 40404040 40404040 40404040 40404040 40404040 40404040 40404040
+000278 40404040 40404040
|

+000280 Time 21.22.38.526081 Date 2007.01.16 Thread ID... 253E019000000000
+000290 Member ID... 03 Flags..... 000000 Entry Type..... 00000006
+000298 4C60604D F0F0F6C6 5D40D9F1 7EF0F0F0 F0F0F0F0 F1F0F0F0 F0F9C4C6 F040D9F2 |<--(006F) R1=0000000100009DF0 R2|
+0002B8 7EF0F0F0 F0F0F0F0 F0F2F5F5 F7F4F6C4 F040D9F3 7EF0F0F0 F0F0F0F0 F0F0F0F0 |=00000000255746D0 R3=000000000000|
+0002D8 F0F0F0F0 C440C5D9 D9D5D67E F0F0F0F0 F0F0F0F0 40C5D9D9 D5D6F27E F0F0F0F0 |0000D ERRNO=00000000 ERRNO2=0000|
+0002F8 F0F0F0F0 00000000
|0000....

+000300 Time 21.22.38.526083 Date 2007.01.16 Thread ID... 253E019000000000
+000310 Member ID... 03 Flags..... 000000 Entry Type..... 00000005
+000318 94818995 40404040 40404040 40404040 40404040 40404040 40404040 40404040 |main|
+000338 60606E4D F0F1F6C4 5D408493 9398A485 99A88695 4D5D4040 40404040 40404040 |-->(016D) dllqueryfn()|
+000358 40404040 40404040 40404040 40404040 40404040 40404040 40404040
+000378 40404040 40404040
|

+000500 Time 21.22.38.942077 Date 2007.01.16 Thread ID... 253E019000000000
+000510 Member ID... 03 Flags..... 000000 Entry Type..... 00000005
+000518 6D979696 936D8699 85856D81 93936D96 866D9695 856D8481 A3817CC1 C6F1F26D |_pool_free_all_of_one_data@AF12|
+000538 60606E4D F0F0F5F9 5D408699 85854DF0 A7F0F0F0 F0F0F0F0 F1F0F8F3 F5F8C1C2 |-->(0059) free(0x0000000108358AB|
+000558 F05D4040 40404040 40404040 40404040 40404040 40404040 40404040 |0)|
+000578 40404040 40404040
|

+000580 Time 21.22.38.942079 Date 2007.01.16 Thread ID... 253E019000000000
+000590 Member ID... 03 Flags..... 000000 Entry Type..... 00000006
+000598 4C60604D F0F0F5F9 5D40D9F1 7EF0F0F0 F0F0F0F0 F0F0F0F0 F240D9F2 |<--(0059) R1=0000000000000012 R2|
+0005B8 7EF0F0F0 F0F0F0F0 F0F2F5F5 F7F4F6C4 F040D9F3 7EF0F0F0 F0F0F0F0 F1F0F8F3 |=00000000255746D0 R3=00000001083|
+0005D8 F5F8C2C3 F040C5D9 D9D5D67E F0F0F0F0 F0F0F7F9 40C5D9D9 D5D6F27E C3F2F5C6 |58BC0 ERRNO=00000079 ERRNO2=C25F|
+0005F8 F0F0F0F1 00000000
|0001....

+0005A0 Time 21.22.38.942080 Date 2007.01.16 Thread ID... 253E019000000000
+0005A10 Member ID... 03 Flags..... 000000 Entry Type..... 00000005
+0005A18 6D848497 896D8699 85856D81 93936D96 866D9695 856D8995 86967CC1 C6F1F36D |_ddpi_free_all_of_one_info@AF13|
+0005A38 60606E4D F0F0F5F9 5D408699 85854DF0 A7F0F0F0 F0F0F0F0 F1F0F8F3 C1F0F5C3 |-->(0059) free(0x00000001083A05C|
+0005A58 F05D4040 40404040 40404040 40404040 40404040 40404040 40404040 |0)|
+0005A78 40404040 40404040
|

+0005A80 Time 21.22.38.942084 Date 2007.01.16 Thread ID... 253E019000000000
+0005A90 Member ID... 03 Flags..... 000000 Entry Type..... 00000006
+0005A98 4C60604D F0F0F5F9 5D40D9F1 7EF0F0F0 F0F0F0F0 F0F0F0F0 F240D9F2 |<--(0059) R1=0000000000000002 R2|
+0005AB8 7EF0F0F0 F0F0F0F0 F0F2F5F5 F7F4F6C4 F040D9F3 7EF0F0F0 F0F0F0F0 F0F0F0F0 |=00000000255746D0 R3=000000000000|
+0005AD8 F0F0F0F0 F040C5D9 D9D5D67E F0F0F0F0 F0F0F7F9 40C5D9D9 D5D6F27E C3F2F5C6 |00000 ERRNO=00000079 ERRNO2=C25F|
+0005AF8 F0F0F0F1 00000000
|0001....

[8] Process Control Blocks:
Thread Synchronization Process Latch Table (PPALT): 00000001_08911F00
+000000 00000001_08911F00 00000000 00000000 00000000 00000000 |.....|
+000010 00000001_08911F10 - +000000 00000001_089132FF same as above

```

Figure 176. Example of formatted output from LEDATA VERBEXIT (AMODE 64) (Part 3 of 10)

The following is part four of the example of formatted output from LEDATA VERBEXIT (AMODE 64).

```

[9] TCB: 007FF050          LE Level: 15          ASID: 0028

[10] Active Members: C/C++

[11] CEELAA: 00000000 7F7547D8
+000000 EYE_CATCHER: LAA VERSION: 00000001 PREVIOUS: 00000000
+000000C NEXT: 00000000 STCB: 7F7543A0 ASID: 0028
+000018 FLOOR31: FFBAD000 OVERFLOW31: 00000000 GTAB31: 00000000
+000024 LCA31: 00000000 TRT31: 00000000 FLOOR64: 00000001 08200000
+000048 OVERFLOW64: 00000000 25250098 GTAB64: 00000001 0871CA00
+000058 LCA64: 00000001 00000000 TRT64: 00000001 00000030
+0000C8 FLAG1: A1 FLAG2: 00 CB_STG64: 00000001 00000000
+0000F8 CB_STG31: 00000000 257520A0 SvcVec31: 00000000
+000104 SANC31: 00000000 CuiKey31: 00 SvcVec64: 00000000 00000000
+000120 SANC64: 00000001 00100000 CuiKey64: 80 ENSQ64: 00000001_00100108
+000138 LHEAP64ID: 00000001 001002A8 LHEAP31ID: 00000000 00000000
+000148 IPTLAA: 7F7547D8 SYSTEM_RETURN_CODE: 00000000
+000150 SYSTEM_REASON_CODE: 00000000 SLE_REASON_CODE: 00000000
+000158 MSTRLAA: 7F7547D8 SLEPC_ROUTER: 829E9CE0 ALEI: 00000000 00000000

[12] CEELCA: 00000001 00000000
+000000 EYE_CATCHER: LCA VERSION: 00000001 CAA: 00000001 00007B18
+000010 DIA: 25752320 LAA: 7F7547D8 SAVSTACK: 00000000 00000000
+000028 QINIT: 00000000 25005010 TLC: 00000000 255D39E0

[13] CEECAA: 00000001 00007B18
+000288 DLLF: 00000000 00000000 INVAR: 8000 FLAG0: 00
+000304 TORC: 00000000 FLAG2: 30 LEVEL: 15 _PM: 04
+000368 DMC: 00000000 00000000 CD: 00000000 RS: 00000000
+000378 ERR: 00000001 082FBE00 DDSA: 00000001 082FF760
+000388 EDB: 00000001 00005340 PCB: 00000001 00003CA0 EYEPTR: 00000001_00007B00
+0003A0 CAA: 00000001 00007B18 SHAB: 00000000 00000000
+0003B0 PRGCK: 00000000 00000000 URC: 00000000 PICICB: 00000000 00000000
+0003C8 SIGSCTR: 00000000 SIGSFLG: 08000000 THDID: 253E0190_00000000
+0003D8 RCB: 00000001 00003A10 MEMBR: 00000001 000084D0
+0003E8 SIGNAL_STATUS: 00000000 00000008 HCOM_REG14: 00000000 00000000
+0003F8 EDCHPXV: 00000000 25546C78 THREADHEAPID: 00000000 00000000
+000408 SYS_RTNCODE: 00000000 SYS_RSNCODE: 00000000 SIGNGPTR: 00000001_00007F30
+000418 SIGNG: 00000001 AB_STATUS: 00 STACKDIRECTION: 00
+00041F AB_ICD1: 00 AB_GRO: 00000000 00000000
+000428 AB_GRI5: 00000000 00000000 AB_ABCC: 00000000
+000434 AB_CRC: 00000000 USERRTN: 00000000 00000000 FVEC: 00000000
+000450 CGOCB: 00000000 00000000 QINITDSA: 00000050 082FF220
+0004E8 IFLAG: 0008 TRMRSN: 00 ANCHOR3164: 00000000 DEVH: 00000000_25BC85E0
+0004F8 PtatPtr: 00000000 00000000 SQUELADDR: 00000000 264E1010
+000510 VBA: 00000050 08713310 TCS: 00000000 00000000
+000520 CONDWAITDSAREG: 00000000 00000000 THDSTATUS: 00000000 00000000
+000570 FBTOK: 00000000 00000000 00000000 00000000 PTXLPTR: 00000000_00000000
+000588 TICB_PTR: 00000050 00106E60 FWD_CHAIN: 00000050_00108398
+0005A0 BKWD_CHAIN: 00000050 00108398 TCB: 008F8240
+0007EC DIA: 264E12A0 DLLFFLAG: 00 MCBPTR: 00000000_2655ADA8
+000838 MAD: 00000000_2655A048 MFD: 00000000_264E1918

[14] CEEPCB: 00000001 00003CA0
+000000 EYE: CEEPCB SYSTM: 03 HRDWR: 03 SBSYS: 02 FLAG2: 08
+000108 DBGEH: 00000000 00000000 DMEMBR: 00000001 00004048
+000118 ZLOD: 00000000 00000000 ZDEL: 00000000 00000000
+000128 ZGETST: 00000000 00000000 ZFREEST: 00000000 00000000
+000138 RCB: 00000001 00003A10 OMVS_LEVEL: 7FC00000 CHAIN: 00000000 00000000
+000150 PRFEH: 00000000 00000000 FLAG6: 00 HADB_CLEANUP: 0000
+000160 QFEXIT: 00000000 252A3F48 ABENDCODE: 00000000
+0001C4 REASON: 00000000 F3456: 00000040 MEML: 00000001 00004020
+0001D8 MEMBR: 00000001 00004048 LEHL: 00000001 00001560
+0001E8 CMXB: 00000001 00001738 STV: 02 PM_BYTE: 00 FLAG1: 00
+0001F8 ISA: 00000001 00000000 ISA_SIZE: 0001CA00
+000204 SRV_COUNT: 00000000 SRV_UNORD: 00000000 00000000
+000210 WORKAR: 00000000 00000000 LOAD: 00000000 2571C250
+000220 DELETE: 00000000 2571C240 GETSTOR: 00000000 00000000
+000230 FREESTOR: 00000000 00000000 EXCEPT: 00000000 00000000
+000240 ATTN: 00000000 00000000 MSGS: 00000000 00000000
+000250 ABEND: 00000000 00000000 MSGOU: 00000000 00000000
+000260 GLAT: 00000000 2571C230 RLAT: 00000000 2571C220
+000270 ELAT: 00000000 2571C210 IPTQ: 00000000 2571C200
+000280 IENV: 00000000 2571C1F0 LODTYP: FFFFFFFF LEVEL: FFFFFFFF
+000290 LLTPTR: 00000001 00000738 RC: 00000000 REASON: 00000000
+0002A0 RC_MOD: 00000000 FBTOK: 00000000 00000000 00000000 00000000
+0002B8 PPALTADDR: 00000001 08911F00 PPALTSIZE: 00001400
+0002C8 PICB: 00000001 00003C80 XPLINKFLAGS: 80 QICB: 00000001_00010688
+0002E0 CALLERS_SAVE: 00000000 00006F58

CEEMEML: 00000001 00004048
+000000 MEMLDEF: ..... EXIT: 00000000 00000000 LLVTL: 00000000 00000000

```

Figure 177. Example of formatted output from LEDATA VERBEXIT (AMODE 64) (Part 4 of 10)

The following is part five of the example of formatted output from LEDATA VERBEXIT (AMODE 64).

```

[15] CEERCB: 00000001_00003A10
+000000 EYE:CEERCB SYSTEM:03 HARDWARE:03 SUBSYS:02
+000043 FLAGS:00 DMEMBR:00000001_00004048 VERSION_ID:04010900
+000053 PCB_CHAIN:00000001_00003CA0

[16] CEEEDB: 00000001_00005340
+000000 EYE:CEEEDB FLAG:97 BIPM:00 CREATOR_ID:01
+000108 BMEMBR:00000001_000068F8 OPTCB:00000001_00005DC8
+000118 USER_RC:00000000 RSN_CODE:00000000 PCB:00000001_00003CA0
+000128 APPL_STR:00000000_00000000 ENVAR:00000001_00004810
+000140 ENV_ANCHOR:00000001_00005478 BOTRB:00000001_00000000
+000150 CAACHAIN:00000001_00007B18 FLAG51:82000000 THDSACT:00000000_00000003
+000168 DCB:00000000 INPUT_R1:00000000_00006FF0
+000178 LAST_RB:00000000 LAST_RBCT:00000000
+000180 ENV_LGTH:00000000 00000200 ENVAR_A:00000001_00004A18
+000190 ENV_ANCHOR_A:00000001_000054C8

CEEMEML: 00000001_000068F8
+000000 MEMLDEF:..... EXIT:00000000_00000000 LLVTL:FFFFFFFF_FFFFFFFF

[17] Language Environment Runtime Options in effect.

LAST WHERE SET Override OPTIONS
*****
DD:CEEOPTS OVR CEEEDUMP(00000000, SYSOUT=*,
FREE=END, SPIN=UNALLOC)
IBM-SUPPLIED DEFAULT OVR DYNDUMP(*USERID,
NODYNAMIC, TDUMP)
IBM-SUPPLIED DEFAULT OVR ENVAR("")
IBM-SUPPLIED DEFAULT OVR FILETAG(NOAUTOCVT, NOAUTOTAG)
DD:CEEOPTS OVR HEAPCHK(ON, 00000001, 00000000, 00000010,
00000010)
PROGRAMMER DEFAULT OVR HEAPPOOLS(ON,
00000008, 00000010,
00000032, 00000010,
00000128, 00000010,
00000256, 00000010,
00001024, 00000010,
00002048, 00000010,
00000000, 00000010,
00000000, 00000010,
00000000, 00000010,
00000000, 00000010,
00000000, 00000010,
00000000, 00000010,
00000000, 00000010)

DD:CEEOPTS OVR HEAPPOOLS64(ON,
00000008, 00004000,
00000032, 00002000,
00000128, 00000700,
00000256, 00000350,
00001024, 00000100,
00002048, 00000050,
00003072, 00000050,
00004096, 00000050,
00008192, 00000025,
00016384, 00000010,
00032768, 00000005,
00065536, 00000005)

IBM-SUPPLIED DEFAULT OVR HEAPZONES(0000, ABEND, 0000, ABEND)
IBM-SUPPLIED DEFAULT OVR HEAP64(0000000000000001, 0000000000000001,
KEEP, 00032768, 00032768, KEEP,
00004096, 00004096, FREE)

IBM-SUPPLIED DEFAULT OVR INFOMSGFILTER(OFF)
IBM-SUPPLIED DEFAULT OVR IOHEAP64(0000000000000001, 0000000000000001,
FREE, 00012288, 00000081, FREE,
00004096, 00004096, FREE)

IBM-SUPPLIED DEFAULT OVR LIBHEAP64(0000000000000001, 0000000000000001,
FREE, 00016384, 00008192, FREE,
00008192, 00004096, FREE)

IBM-SUPPLIED DEFAULT OVR NATLANG(ENU)
IBM-SUPPLIED DEFAULT OVR PAGEFRAMESIZE64(4K, 4K, 4K, 4K, 4K, 4K)
PROGRAMMER DEFAULT OVR POSIX(ON)
IBM-SUPPLIED DEFAULT OVR PROFILE(OFF, "")
DD:CEEOPTS OVR RPTOPTS(ON)
DD:CEEOPTS OVR RPTSTG(ON)
IBM-SUPPLIED DEFAULT OVR STACK64(0000000000000001, 0000000000000001,
0000000000000128)
IBM-SUPPLIED DEFAULT OVR STORAGE(NONE, NONE, NONE)
PROGRAMMER DEFAULT OVR TERMTHDACT(UADUMP, CESE, 00000096)
IBM-SUPPLIED DEFAULT OVR NOTEST(ALL, *, PROMPT, INSPREF)
IBM-SUPPLIED DEFAULT OVR THREADSTACK64(OFF, 0000000000000001,
0000000000000001,
0000000000000128)

PROGRAMMER DEFAULT OVR TRACE(ON, 01048576, NODUMP, LE=00000001)
IBM-SUPPLIED DEFAULT OVR TRAP(ON, SPIE)

```

Figure 178. Example of formatted output from LEDATA VERBEXIT (AMODE 64) (Part 5 of 10)

The following is part six of the example of formatted output from LEDATA VERBEXIT (AMODE 64).

```

[18] Heap Storage Control Blocks
Heappools trace available. To display: IP VERBX LEDATA 'HPT(*)'

ENSQ: 00000001_00100108
+000000 EYE_CATCHER:ENSQ HEAPALLOC_VAL:00000000
+000008 HEAPFREE_VAL:00000000 DSAALLOC_VAL:00000000 FLAGS1:00000000
+000014 IPT_TOKEN:000000A0 00000002 00000016 007FF050
+000024 HEAPLOCKWORD:00000000 RPT_STOR:00000001_00100410
+000030 UHEAP64:C8D7C3D8 00000000 00000001 001005B0 00000001 001007F0 00000000 00000001 00
+000060 LHEAP64:C8D7C3D8 00000000 00000001 001005E0 00000001 00100670 00000000 00000001 00
+000090 UHEAP31:C8D7C3D8 00000000 00000001 00100198 00000001 00100198 00000000 00000000 00
+0000C0 LHEAP31:C8D7C3D8 00000000 00000001 001007C0 00000001 001007C0 00000000 00000000 00
+0000F0 UHEAP24:C8D7C3D8 00000000 00000001 001001F8 00000001 001001F8 00000000 00000000 00
+000120 LHEAP24:C8D7C3D8 00000000 00000001 00100228 00000001 00100228 00000000 00002000 00
+000174 IPT_TCB:007FF050 HEAPCHK:00000000_00000000
+000188 STSB:00000000 00000000 SASB:00000000_00000000
+000198 TOKEN:7F7547D8 00000000
+0001A0 THDLHEAP64:C8D7C3D8 00000000 00000001 00100790 00000001 00100790 00000000 00000001 00
+0001D0 IOHEAP64:C8D7C3D8 00000000 00000001 00100760 00000001 00100760 00000000 00000001 00
+000200 IOHEAP31:C8D7C3D8 00000000 00000001 001006A0 00000001 001006A0 00000000 00003000 00
+000230 IOHEAP24:C8D7C3D8 00000000 00000001 001006D0 00000001 001006D0 00000000 00001000 00
+000260 SM_CELL_BLOCK:00000001_00100490 SPDE:00000001_00100730

User Heap64 Control Blocks

HPCQ: 00000001_00100138
+000000 EYE_CATCHER:HPCQ FIRST:00000001_001005B0 LAST:00000001_001007F0
+000018 INITSIZE:00000000 00000001 INCRSIZE:00000000 00000001
+00002C OPTIONS:00000000

HPSQ: 00000001_00005058
+000000 BYTES_ALLOC:00000000 001C3320
+000008 CURR_ALLOC:00000000 000CF080 GET_REQ:00000000 00000000
+000018 FREE_REQ:00000000 00000001 GETMAINS:00000000 00000001
+000028 FREEMAINS:00000000 00000000

THNQ: 00000001_001005B0
+000000 EYE_CATCHER:THNQ FLAGS:00000000 NEXT:00000001_001007F0
+000010 PREV:00000001_00100138 HEAPID:00000001_00100138
+000020 SEGMENT:00000001_08300000 SEG_LEN:00000000 00100000

HANQ: 00000001_08300000
+000000 EYE_CATCHER:HANQ FLAGS:00000000 HEAPID:00000001_00100138
+000020 SEGMENT:00000001_08300000 ROOT:00000001_083CF0C0
+000030 SEG_LEN:00000000 00100000 ROOT_LEN:00000000 00030F40

Free Storage Tree for Heap Segment 0000000108300000
Depth Node Address Node Length Parent Left Node Right Node Left Length Right Length
0 00000001083CF0C0 0000000000030F40 0000000000000000 0000000000000000 0000000000000000 0000000000000000 0000000000000000

Map of Heap Segment 0000000108300000

To display entire segment: IP LIST 0000000108300000 LEN(X'00000000010000') ASID(X'0028')

0000000108300040: Allocated storage element, length=0000000000000180.
To display: IP LIST 0000000108300040 LEN(X'0000000000000180') ASID(X'0028')
0000000108300050: C36DE6E2 C1F6F440 40404040 40404040 00000001 08300070 00000000 250005A8 |C_WSA64 .....y|

00000001083001C0: Allocated storage element, length=0000000000019660.
To display: IP LIST 00000001083001C0 LEN(X'0000000000019660') ASID(X'0028')
00000001083001D0: 00000000 00000005 00000000 00000005 00000001 08319840 00000001 08319A28 |.....q .....|

0000000108319820: Allocated storage element, length=0000000000025B40.
To display: IP LIST 0000000108319820 LEN(X'0000000000025B40') ASID(X'0028')
0000000108319830: 00000000 00000007 00000000 00000007 00000000 00000000 00000000 00000000 |.....|

000000010833F360: Allocated storage element, length=0000000000019340.
To display: IP LIST 000000010833F360 LEN(X'0000000000019340') ASID(X'0028')
000000010833F370: 00000000 00000006 00000000 00000006 00000000 00000000 00000000 00000000 |.....|

00000001083586A0: Allocated storage element, length=00000000000189E0.
To display: IP LIST 00000001083586A0 LEN(X'00000000000189E0') ASID(X'0028')
00000001083586B0: 00000000 00000003 00000000 00000003 C3C4D3D3 00000000 00000000 00000000 |.....CDLL.....|

0000000108371080: Allocated storage element, length=0000000000000060.
To display: IP LIST 0000000108371080 LEN(X'0000000000000060') ASID(X'0028')
0000000108371090: C36DE6E2 C1F6F440 40404040 40404040 00000000 000000F0 00000000 25574500 |C_WSA64 .....0.....|

```

Figure 179. Example of formatted output from LEDATA VERBEXIT (AMODE 64) (Part 6 of 10)

The following is part seven of the example of formatted output from LEDATA VERBEXIT (AMODE 64).

```

00000001083710E0: Allocated storage element, length=00000000001F420.
To display: IP LIST 00000001083710E0 LEN(X'00000000001F420') ASID(X'0028')
00000001083710F0: 00000000 00000001 00000001 00000000 00000000 00000000 |.....i.....|

0000000108390500: Allocated storage element, length=0000000000005C00.
To display: IP LIST 0000000108390500 LEN(X'0000000000005C00') ASID(X'0028')
0000000108390510: C36DE6E2 C1F6F440 40404040 40404040 000000FF 00000000 00000001 08394360 |C_WSA64 .....-|

0000000108396100: Allocated storage element, length=000000000000A320.
To display: IP LIST 0000000108396100 LEN(X'000000000000A320') ASID(X'0028')
0000000108396110: C36DE6E2 C1F6F440 40404040 40404040 00000001 08399D80 00000000 258492C0 |C_WSA64 .....dk.|

00000001083A0420: Allocated storage element, length=0000000000000180.
To display: IP LIST 00000001083A0420 LEN(X'0000000000000180') ASID(X'0028')
00000001083A0430: C36DE6E2 C1F6F440 40404040 40404040 00000000 00000000 00000001 08FEC410 |C_WSA64 .....D.|

00000001083A05A0: Allocated storage element, length=00000000000017400.
To display: IP LIST 00000001083A05A0 LEN(X'00000000000017400') ASID(X'0028')
00000001083A05B0: 00000000 00000004 00000000 00000000 00000000 00000000 00000000 00000000 |.....|

00000001083B79A0: Allocated storage element, length=0000000000017720.
To display: IP LIST 00000001083B79A0 LEN(X'0000000000017720') ASID(X'0028')
00000001083B79B0: 00000000 00000002 00000000 00000000 00000000 00000000 00000000 D3D4D9C5 |.....LMRE|

00000001083CF0C0: Free storage element, length=0000000000030F40.
To display: IP LIST 00000001083CF0C0 LEN(X'0000000000030F40') ASID(X'0028')

Summary of analysis for Heap Segment 0000000108300000:
Amounts of identified storage: Free:00030F40 Allocated:000CF080 Total:000FFFC0
Number of identified areas : Free: 1 Allocated: 12 Total: 13
00000000 bytes of storage were not accounted for.
No errors were found while processing this heap segment.
.
[19] Stack Storage Control Blocks

SANC: 00000001_00100000
+000000 EYE_CATCHER:SANC VERSION:0001 LENGTH:0100
+000000 SEGMENT_SIZE:00000000 00000001 ACTIVE_STACK:00000001_00200000
+000018 BOS:00000001_082FFFE0 INIT_SIZE:00000000 00000001
+000028 INCR_SIZE:00000000 00000001 USER_STACK:00000001_00200000
+000038 USER_BOS:00000001_082FFFE0 USER_FLOOR:00000001_08200000
+000048 RESERVE_STACK:00000001_08500000 SDCB:00000000 00000000
+000060 PTDATA:00000000 00000000 OCB_INCRSZ:00000000 00000001
+000070 CURR_ALLOC:00000000 00000001 FLAG51:00000000
+00007C FLAG52:00000000 USER_ORIGIN:00000001_00200000

DSA backchain
DSA: 00000001_082FA900
+000000 HPR4:00000001 082FAAC0 HPR5:00000000 253C45F8
+000010 HPR6:00000000 253C4500 HPR7:00000000 251B9B1A
+000020 HPR8:00000001 082FBB08 HPR9:00000001 00000004
+000030 HPR10:00000001 082FBABF HPR11:00000001 082FBE00
+000040 HPR12:00000001 082FCABE HPR13:00000001 082FE680
+000050 HPR14:00000001 00005DC8 HPR15:00000001 00006554
+000060 HPHKSAV:00000001 082FBA80 HPTRAN:00000001 082FB208
+000070 HPRENT:00000000 251181E8

Contents of DSA at Location : 00000001_082FB100

+000000 00000001_082FB100 00000001 082FAAC0 00000000 253C45F8 |.....8|
+000010 00000001_082FB110 00000000 253C4500 00000000 251B9B1A |.....|
+000020 00000001_082FB120 00000001 082FBB08 00000001 00000004 |.....|
+000030 00000001_082FB130 00000001 082FBABF 00000001 082FBE00 |.....|
+000040 00000001_082FB140 00000001 082FCABE 00000001 082FE680 |.....W|
+000050 00000001_082FB150 00000001 00005DC8 00000001 00006554 |.....)H.....|
+000060 00000001_082FB160 00000001 082FBA80 00000001 082FC6E0 |.....)F.....|
+000070 00000001_082FB170 00000001 082FB208 00000000 251181E8 |.....aY|
+000080 00000001_082FB180 00000001 082FAAC0 00000000 25743020 |.....|
+000090 00000001_082FB190 00000000 2558CB50 00000000 251B78DA |.....&.....|
+0000A0 00000001_082FB1A0 00000001 082FBE00 00000001 082FBF60 |.....|
+0000B0 00000001_082FB1B0 00000001 082FBABF 00000001 082FBA08 |.....|
+0000C0 00000001_082FB1C0 00000001 082FCABE 00000001 082FE680 |.....W|
+0000D0 00000001_082FB1D0 00000001 082FB208 00000000 25118108 |.....aq|
+0000E0 00000001_082FB1E0 00000001 082FC6E0 89848540 85A78385 |.....F,ide exce|
+0000F0 00000001_082FB1F0 00000000 00000000 A8A2A385 9440C396 |.....system Co|

```

Figure 180. Example of formatted output from LEDATA VERBEXIT (AMODE 64) (Part 7 of 10)

The following is part eight of the example of formatted output from LEDATA VERBEXIT (AMODE 64).

```

      DSA: 00000001_082FAAC0
+000800 HPR4:00000001 082FD3E0      HPR5:00000000 251BABA0
+000810 HPR6:00000000 251B6060      HPR7:00000000 2504B400
+000820 HPR8:00000001 089135B0      HPR9:00000000 00000005
+000830 HPR10:00000001 082FE3DF      HPR11:00000001 082FE0C0
+000840 HPR12:00000001 089135B0      HPR13:00000001 082FE680
+000850 HPR14:00000000 2504B300      HPR15:00000000 2530A300
+000860 HPHKSAV:00000000 00000000      HPTRAN:00000000 00000000
+000878 HPRENT:00000000 00000000

Contents of DSA at Location : 00000001_082FB2C0
+000000 00000001_082FB2C0 00000001 082FD3E0 00000000 251BABA0 |.....L.....|
+000010 00000001_082FB2D0 00000000 251B6060 00000000 2504B400 |.....T.....|
+000020 00000001_082FB2E0 00000001 089135B0 00000000 00000005 |.....J.....|
+000030 00000001_082FB2F0 00000001 082FE3DF 00000001 082FE0C0 |.....T.....|
+000040 00000001_082FB300 00000001 089135B0 00000001 082FE680 |.....J.....W..|
+000050 00000001_082FB310 00000000 2504B300 00000000 2530A300 |.....t.....|
+000060 00000001_082FB320 00000000 00000000 00000000 00000000 |.....|
+000070 00000001_082FB330 - +000000 00000001_082FB33F |.....same as above|
+000080 00000001_082FB340 00000001 082FB000 00000001 00000003 |.....|
+000090 00000001_082FB350 00000001 00000003 00000001 00007208 |.....|
+0000A0 00000001_082FB360 00000001 082FC190 00000001 082FBF90 |.....A.....|
+0000B0 00000001_082FB370 00000000 25773048 00000000 00000000 |.....|
+0000C0 00000001_082FB380 00000000 00000000 00000000 00000000 |.....|
+0000D0 00000001_082FB390 - +000000 00000001_082FB3BF |.....same as above|

      DSA: 00000001_082FD3E0
+000800 HPR4:00000001 082FDDE0      HPR5:00000000 2504C3EC
+000810 HPR6:00000000 2504AAB0      HPR7:00000000 251C96D0
+000820 HPR8:00000000 25754AD8      HPR9:00000000 25754BD0
+000830 HPR10:00000000 25754A30      HPR11:00000000 00000020
+000840 HPR12:00000001 00007B18      HPR13:00000001 082FE680
+000850 HPR14:00000000 253D6504      HPR15:00000000 00000003
+000860 HPHKSAV:00000001 00000000      HPTRAN:082FDB18 00000000
+000878 HPRENT:00000060 00000000

Contents of DSA at Location : 00000001_082FDBE0
+000000 00000001_082FDBE0 00000001 082FDDE0 00000000 2504C3EC |.....C.....|
+000010 00000001_082FDBF0 00000000 2504AAB0 00000000 251C96D0 |.....o.....|
+000020 00000001_082FDC00 00000000 25754AD8 00000000 25754BD0 |.....Q.....|
+000030 00000001_082FDC10 00000000 25754A30 00000000 00000020 |.....|
+000040 00000001_082FDC20 00000001 00007B18 00000001 082FE680 |.....#.....W..|
+000050 00000001_082FDC30 00000000 253D6504 00000000 00000003 |.....|

:
[20] Condition Management Control Blocks
      HCOM: 00000000 25753700
+000000 PICA_AREA:00000000 00000000      EYES:HCOM      SIZE:28E0      LEVEL:0001
+000010 CAA_PTR1:00000001 00007B18      CVTDCB:9B      FLAG1:60104000
+000020 EXIT_STK:00000000 00000000      RSM_PTR:00000000 00000000
+000030 HDLL_STK:00000000 00000000      SRP_TOKEN:00000000 00000000
+000040 CURR_STK:00000000 00000000      CIBH:00000001_082FCFE0
+000050 SPIE_TOKEN:00000000      DMCP:00000000 00000000
+0000D0 COND_LOG:00000001_08FE9910      4083_DSA:00000000 00000000
+000100 HCHK5_RESULTS:00000000      SHUNT_VALIDFLAG:00000000
+000704 SHUNT_COUNTER:00000000      SHUNT_ADDR:00000000_00000000
+000710 SHUNT_PSW:00000000 00000000 00000000 00000000
+000720 SHUNT_REG0:00000000 00000000
+000728 SHUNT_REG1:00000000 00000000
+000730 SHUNT_REG2:00000000 00000000
+000738 SHUNT_REG3:00000000 00000000
+000740 SHUNT_REG4:00000000 00000000
+000748 SHUNT_REG5:00000000 00000000
+000750 SHUNT_REG6:00000000 00000000
+000758 SHUNT_REG7:00000000 00000000
+000760 SHUNT_REG8:00000000 00000000
+000768 SHUNT_REG9:00000000 00000000
+000770 SHUNT_REG10:00000000 00000000
+000778 SHUNT_REG11:00000000 00000000
+000780 SHUNT_REG12:00000000 00000000
+000788 SHUNT_REG13:00000000 00000000
+000790 SHUNT_REG14:00000000 00000000
+000798 SHUNT_REG15:00000000 00000000      SHUNT_CODE1:00000000 00000000
+0007A8 SHUNT_CODE2:00000000 00000000      SIGNAL_LOG:00000001_08913470

```

Figure 181. Example of formatted output from LEDATA VERBEXIT (AMODE 64) (Part 8 of 10)

The following is part nine of the example of formatted output from LEDATA VERBEXIT (AMODE 64).


```

CIBH: 00000001_082FCFE0
+000000 EYE:CIBH BACK:00000001_00006AB8 FWD:00000000_00000000
+000018 LEVEL:0002 SIZE:0C00 PTR_CIB:00000000_00000000
+000028 FLAG1:00000000 HDLQ:00000000_00000000 STATE:00000000
+000040 PRM_DESC:00000000_00000000 PRM_PREFIX:00000000_00000000
+000050 PRM_LIST:00000000_00000000 00000000_00000000 00000000_00000000 00000000_00000000
+000070 PARM_DESC:00000000_00000000 PARM_PREFIX:00000000_00000000
+000080 PARM_LIST:00000000_00000000 00000000_00000000 00000000_00000000 00000000_00000000
+0000A0 FUNC_CODE:00000000 SIZ:0000 VER:0000 FLAG5:00
+0000A9 FLAG6:00 FLAG7:00 FLAG8:00 FLAG1:00 FLAG2:00
+0000AE FLAG3:00 FLAG4:00 ABCD:00000000 ABRC:00000000
+0000B8 OLD_CONDD64:00000000_00000000
+0000C0 OLD_MIB:00000000_00000000 CONDD64:00000000_00000000
+0000D0 MIB:00000000_00000000 PL:00000000_00000000 SV2:00000000_00000000
+0000E8 SV1:00000000_00000000 INT:00000000_00000000 MID:00000000
+000100 HDL_SF:00000000_00000000 HDL_EPT:00000000_00000000
+000110 HDL_RST:00000000_00000000 RSM_SF:00000000_00000000
+000120 RSM_PT:00000000_00000000 RSM_MACH:00000000_00000000
+000130 SUSPEND_EH:00000000_00000000 COND_DFT:00000000
+000140 Q_DATA_TOKEN:00000000_00000000 FDBK:00000000_00000000
+000150 ABNAME:..... BBRANCH_OFFSET:00000000
+00031C BBRANCH_STMTID:..... BBRANCH_STMTLEN:0000

Machine State

+000348 MCH_EYE:....
+000350 GPR00:00000000_00000000 GPR01:00000000_00000000
+000360 GPR02:00000000_00000000 GPR03:00000000_00000000
+000370 GPR04:00000000_00000000 GPR05:00000000_00000000
+000380 GPR06:00000000_00000000 GPR07:00000000_00000000
+000390 GPR08:00000000_00000000 GPR09:00000000_00000000
+0003A0 GPR10:00000000_00000000 GPR11:00000000_00000000
+0003B0 GPR12:00000000_00000000 GPR13:00000000_00000000
+0003C0 GPR14:00000000_00000000 GPR15:00000000_00000000
+0003D0 PSW:00000000_00000000 00000000_00000000
+0003E0 ILC:0000 IC1:00 IC2:00 PFT:00000000_00000000
+0003F0 FLT_0:00000000_00000000 FLT_2:00000000_00000000
+000400 FLT_4:00000000_00000000 FLT_6:00000000_00000000
+000410 FLT_1:00000000_00000000
+000418 FLT_3:00000000_00000000
+000420 FLT_5:00000000_00000000
+000428 FLT_7:00000000_00000000
+000430 FLT_8:00000000_00000000 FLT_9:00000000_00000000
+000440 FLT_10:00000000_00000000 FLT_11:00000000_00000000
+000450 FLT_12:00000000_00000000 FLT_13:00000000_00000000
+000460 FLT_14:00000000_00000000 FLT_15:00000000_00000000
+000470 FPC:00000000 AFP_FLAGS:00 INT_SF:00000000_00000000
+00048F FLAGS:00 EXT:00000000_00000000 BEA:00000000_00000000
+0004A8 SAVSTACK_ASYNC_PTR:00000000_00000000
+0004C8 AR00:00000000 AR01:00000000
+0004D0 AR02:00000000 AR03:00000000
+0004D8 AR04:00000000 AR05:00000000
+0004E0 AR06:00000000 AR07:00000000
+0004E8 AR08:00000000 AR09:00000000
+0004F0 AR10:00000000 AR11:00000000
+0004F8 AR12:00000000 AR13:00000000
+000500 AR14:00000000 AR15:00000000
+000508 VR_0:00000000_00000000 00000000_00000000
+000518 VR_1:00000000_00000000 00000000_00000000
+000528 VR_2:00000000_00000000 00000000_00000000
+000538 VR_3:00000000_00000000 00000000_00000000
+000548 VR_4:00000000_00000000 00000000_00000000
+000558 VR_5:00000000_00000000 00000000_00000000
+000568 VR_6:00000000_00000000 00000000_00000000
+000578 VR_7:00000000_00000000 00000000_00000000
+000588 VR_8:00000000_00000000 00000000_00000000
+000598 VR_9:00000000_00000000 00000000_00000000
+0005A8 VR_10:00000000_00000000 00000000_00000000
+0005B8 VR_11:00000000_00000000 00000000_00000000
+0005C8 VR_12:00000000_00000000 00000000_00000000
+0005D8 VR_13:00000000_00000000 00000000_00000000
+0005E8 VR_14:00000000_00000000 00000000_00000000
+0005F8 VR_15:00000000_00000000 00000000_00000000
+000608 VR_16:00000000_00000000 00000000_00000000
+000618 VR_17:00000000_00000000 00000000_00000000
+000628 VR_18:00000000_00000000 00000000_00000000
+000638 VR_19:00000000_00000000 00000000_00000000
+000648 VR_20:00000000_00000000 00000000_00000000
+000658 VR_21:00000000_00000000 00000000_00000000
+000668 VR_22:00000000_00000000 00000000_00000000
+000678 VR_23:00000000_00000000 00000000_00000000
+000688 VR_24:00000000_00000000 00000000_00000000
+000698 VR_25:00000000_00000000 00000000_00000000
+0006A8 VR_26:00000000_00000000 00000000_00000000
+0006B8 VR_27:00000000_00000000 00000000_00000000
+0006C8 VR_28:00000000_00000000 00000000_00000000
+0006D8 VR_29:00000000_00000000 00000000_00000000
+0006E8 VR_30:00000000_00000000 00000000_00000000
+0006F8 VR_31:00000000_00000000 00000000_00000000

CIBH: 00000001_00006AB8
+000000 EYE:CIBH BACK:00000000_00000000 FWD:00000001_082FCFE0
+000018 LEVEL:0002 SIZE:0C00 PTR_CIB:00000001_082FBE00
+000028 FLAG1:C12B0000 HDLQ:00000000_00000000 STATE:00000000
+000040 PRM_DESC:00000000_00000000 PRM_PREFIX:00000000_00000000
+000050 PRM_LIST:00000001_082FBE28 00000001_082FBF50 00000001_082FBF60 00000001_00007208
+000070 PARM_DESC:00000000_00000000 PARM_PREFIX:00000000_00000000
+000080 PARM_LIST:00000001_082FBF48 00000001_082FBE00 00000001_082FBF60 00000001_00007208
+0000A0 FUNC_CODE:00000067 SIZ:0190 VER:0004 FLAG5:48
+0000A9 FLAG6:22 FLAG7:04 FLAG8:00 FLAG1:00 FLAG2:00
+0000AE FLAG3:00 FLAG4:05 ABCD:940C9000 ABRC:00000009
+0000B8 OLD_CONDD64:00030C89 59C3C5C5 (CEE32095)
+0000C0 OLD_MIB:00000000_00000000 CONDD64:00030C89 59C3C5C5 (CEE32095)
+0000D0 MIB:00000000_00000000 PL:00000000_25008C0 SV2:00000001_082FF080
+0000E8 SV1:00000001_082FF080 INT:00000000_2575B5E0 MID:00000003
+000100 HDL_SF:00000001_082FF280 HDL_EPT:00000000_251BB1D0
+000110 HDL_RST:00000000_00000000 RSM_SF:00000001_082FF080
+000120 RSM_PT:00000000_2575B5E2 RSM_MACH:00000001_00007000
+000130 SUSPEND_EH:00000000_00000000 COND_DFT:00000003
+000140 Q_DATA_TOKEN:00000000_00000000 FDBK:00000000_00000000
+000150 ABNAME:..... BBRANCH_OFFSET:00000000
+00031C BBRANCH_STMTID:..... BBRANCH_STMTLEN:0000

```

Figure 182. Example of formatted output from LEDATA VERBEXIT (AMODE 64) (Part 9 of 10)

The following is part ten of the example of formatted output from LEDATA VERBEXIT (AMODE 64).

```

Machine State
+000348 MCH_EYE:ZMCH
+000350 GPR00:00000000 00000000 GPR01:00000001 00009DF0
+000360 GPR02:00000001 082FEF8 GPR03:00000000 00000012
+000370 GPR04:00000001 082FF080 GPR05:00000000 00006F0
+000380 GPR06:00000000 00000000 GPR07:00000000 00000001
+000390 GPR08:00000000 25000E4 GPR09:00000000 2575B630
+0003A0 GPR10:00000000 250014E0 GPR11:00000001 08FC5E70
+0003B0 GPR12:00000001 00005340 GPR13:00000000 00006F58
+0003C0 GPR14:00000000 25250098 GPR15:00000000 0000001F
+0003D0 PSM:07852401 80000000 00000000 2575B5E2
+0003E0 ILC:0002 IC1:00 IC2:09 PFT:00000000 00000000
+0003F0 FLT_0:4328007E 7DC78A9C FLT_2:00000000 00000000
+000400 FLT_4:3C100000 00000000 FLT_6:34100000 00000000
+000410 FLT_1:00000000 00000000
+000418 FLT_3:00000000 00000000
+000420 FLT_5:00000000 00000000
+000428 FLT_7:00000000 00000000
+000430 FLT_8:00000000 00000000 FLT_9:00000000 00000000
+000440 FLT_10:00000000 00000000 FLT_11:00000000 00000000
+000450 FLT_12:00000000 00000000 FLT_13:00000000 00000000
+000460 FLT_14:00000000 00000000 FLT_15:00000000 00000000
+000470 FPC:00000000 AFP_FLAGS:00 INT_SF:00000001 082FF080
+00048F FLAGS:20 EXT:00000000 00000000 BEA:00000000_00000001
+0004A8 SAVSTACK_ASYNC_PTR:00000000 00000000
+0004C8 AR00:00000000 AR01:00000000
+0004D0 AR02:00000000 AR03:00000000
+0004D8 AR04:00000000 AR05:00000000
+0004E0 AR06:00000000 AR07:00000000
+0004E8 AR08:00000000 AR09:00000000
+0004F0 AR10:00000000 AR11:00000000
+0004F8 AR12:00000000 AR13:00000000
+000500 AR14:00000000 AR15:00000000
+000508 VR_0:00000000 00000000 00000000 00000000
+000518 VR_1:00000000 00000000 00000000 00000000
+000528 VR_2:00000000 00000000 00000000 00000000
+000538 VR_3:00000000 00000000 00000000 00000000
+000548 VR_4:00000000 00000000 00000000 00000000
+000558 VR_5:00000000 00000000 00000000 00000000
+000568 VR_6:00000000 00000000 00000000 00000000
+000578 VR_7:00000000 00000000 00000000 00000000
+000588 VR_8:00000000 00000000 00000000 00000000
+000598 VR_9:00000000 00000000 00000000 00000000
+0005A8 VR_10:00000000 00000000 00000000 00000000
+0005B8 VR_11:00000000 00000000 00000000 00000000
+0005C8 VR_12:00000000 00000000 00000000 00000000
+0005D8 VR_13:00000000 00000000 00000000 00000000
+0005E8 VR_14:00000000 00000000 00000000 00000000
+0005F8 VR_15:00000000 00000000 00000000 00000000
+000608 VR_16:00000000 00000000 00000000 00000000
+000618 VR_17:00000000 00000000 00000000 00000000
+000628 VR_18:00000000 00000000 00000000 00000000
+000638 VR_19:00000000 00000000 00000000 00000000
+000648 VR_20:00000000 00000000 00000000 00000000
+000658 VR_21:00000000 00000000 00000000 00000000
+000668 VR_22:00000000 00000000 00000000 00000000
+000678 VR_23:00000000 00000000 00000000 00000000
+000688 VR_24:00000000 00000000 00000000 00000000
+000698 VR_25:00000000 00000000 00000000 00000000
+0006A8 VR_26:00000000 00000000 00000000 00000000
+0006B8 VR_27:00000000 00000000 00000000 00000000
+0006C8 VR_28:00000000 00000000 00000000 00000000
+0006D8 VR_29:00000000 00000000 00000000 00000000
+0006E8 VR_30:00000000 00000000 00000000 00000000
+0006F8 VR_31:00000000 00000000 00000000 00000000

CIB: 00000001_082FBE00
+000000 EYE:CIB BACK:00000000 00000000 FWD:00000000_00000000
+000018 SIZE:0190 VERSION:0004 PLAT_ID:00000000
+000028 COND:000300C6 59C3C5C5 (CEE01985) MIB:00000000 00000000
+000038 MACHINE:00000001 082FBF90 OLD_COND_64:00030C89 59C3C5C5 (CEE3209S)
+000048 OLD_MIB:00000000 00000000 FLG_1:00 FLG_2:00 FLG_3:00
+000053 FLG_4:04 HDL_SF:00000001_082FF100 HDL_EPT:00000000_251BB100
+000068 HDL_RST:00000000 00000000 RSM_SF:00000001_082FF080
+000078 RSM_PT:00000000 2575B5E2 RSM_MACH:00000001 00007000
+000088 COND_DEFAULT:00000003 PH_CALLEE_SF:00000001 082FF080
+000098 HDL_SF_FMT:01 PH_CALLEE_FMT:01 BBRANCH_STMTLEN:0000
+00009C BBRANCH_OFFSET:00000000 BBRANCH_STMTID:.....
+0000D0 VSR:00000000 00000000 VSTOR:00000000 00000000
+0000E0 VRPSA:00000000 00000000 MCB:00000000 00000000
+0000F0 MRN:..... MFLAG:00 FLG_5:48 FLG_6:22 FLG_7:04
+000103 FLG_8:00 ABCD:940C9000 ABRC:00000009 ABNAME:.....
+000118 PL:00000000 250008C0 SV2:00000001_082FF080 SV1:00000001_082FF080
+000130 INT:00000000 2575B5E0 Q_DATA_TOKEN:00000000 00000000
+000140 FDBK:00000000 00000000 FUN:00000067
+000150 TOKEN:00000001 082FF180 MID:00000003 STATE:00000000
+000160 RTCC:00000014 PPAV:00000004 AB_TERM_EXIT:.....
+000170 SDWA:00000000 00000000 SIGNO:00000008 PPSD:00000001_00007220

[21] Message Processing Control Blocks
CMXB: 00000001_00001738
+000000 EYE:CMXB SIZE:0160 FLAGS:8000 DHEAD1:00000000_00000000
+000010 DHEAD2:00000000_00000000

TMXB: 00000001_00007858
+000000 EYE:TMXB MIB_CHAIN_PTR:00000001_000078A0

MGF: 00000001_000078A0
+000000 EYE:CHIB PREV:00000001_000078A0 NEXT:00000001_000078A0
+000018 SEQ:00000000 00000001 CTOK:000000E3 41C3C5C5 (CEE3043I)

[22] No PIPICB associated with CAA at address : 00000001_00007B18
:
Exiting Language Environment Data

```

Figure 183. Example of formatted output from LEDATA VERBEXIT (AMODE 64) (Part 10 of 10)

Sections of the Language Environment LEDATA VERBEXIT formatted output

Table 55 on page 375 lists the sections of the LEDATA VERBEXIT output, which appear independently of the Language Environment-conforming languages used.

Table 55. Contents of the Language Environment LEDATA VERBEXIT formatted output (AMODE 64)

Section Number and Heading	Contents
[1] - [8] CEEDUMP Formatted Control Blocks:	These sections are included when the CEEDUMP parameter is specified on the LEDATA invocation.
[1] - [4] NTHREADS data:	These sections are also included, once for each thread, when the NTHREADS() parameter is specified on the LEDATA invocations. For a description of NTHREADS, see Report type parameters .
[1] Enclave Identifier	Names the enclave for which information is provided.
[2] Information for thread	Shows the system identifier for the thread. Each thread has a unique identifier.
[3] Registers and PSW	Displays the register and program status word (PSW) values that were used to create the traceback. These values may come from the TCB, the RTM2 work area, a linkage stack entry or output from the BPXGMSTA service. This section is not displayed when the DSA() parameter is specified on the LEDATA invocation.
[4] Traceback	<p>For all active routines in a particular thread, the traceback section shows routine information in two parts. The first part contains:</p> <ul style="list-style-type: none"> • DSA number: A number assigned to the information for this active routine by LEDATA. The number is only used to associate information from the first part of the traceback with information in the second part of the traceback. • Entry: For PL/I routines, this is the entry point name. For C/C++ routines, this is the function name. If a function name or entry point was not specified for a particular routine, then the string ** NoName ** will appear. • Entry point offset • Load module • Program unit: The primary entry point of the external procedure. For C and PL/I routines, this is the compile unit name. For Language Environment-conforming assemblers, this is the ENTNAME = value on the CELQPRLG macro. • Service level: The latest service level applied to the compile unit (for example, for IBM products, it would be the PTF number. <ul style="list-style-type: none"> – If the service level string is equal or less than 7 bytes, all of the string will be output. – If the service level string is longer than 7 bytes, the Service column will only show the first 7 bytes of the service string, and the full service string will be shown in section of Full Service Level with max length of 64 bytes. • Status: Routine status can be call, exception, or running. <p>The second part contains:</p> <ul style="list-style-type: none"> • DSA number: A number assigned to the information for this active routine by LEDATA. The number is only used to associate information from the first part of the traceback with information in the second part of the traceback. • Stack frame (DSA) address • Entry point address • Program unit address • Program unit offset: The offset of the last instruction to run in the routine. If the offset is a negative number, zero, or a very large positive number, the routine associated with the offset probably did not allocate a save area, or the routine could have been called using SVC-assisted linkage. Adding the program unit address to the offset gives you the location of the current instruction in the routine. This offset is from the starting address of the routine. <p>The third part of the traceback, which is also referred to as the "Full Service Level" section, contains the following:</p> <ul style="list-style-type: none"> • DSA number • Entry • Service: The full service level string with max length of 64 bytes will be displayed here.

Table 55. Contents of the Language Environment LEDATA VERBEXIT formatted output (AMODE 64) (continued)

Section Number and Heading	Contents
[5] Control Blocks Associated with the Thread	Lists the contents of the thread synchronization queue element (SQEL).
[6] Enclave Control Blocks	If the POSIX runtime option was set to ON, this section lists the contents of the mutex and condition variable control blocks, the enclave level latch table, and the thread synchronization trace block and trace table. If the HEAPCHK runtime option is set to ON, this section lists the contents of the HEAPCHK options control block (HCOP) and the HEAPCHK element tables (HCEL). A HEAPCHK element table contains the location and length of all allocated storage elements for a heap in the order that they were allocated.
[7] Language Environment Trace Table	If the TRACE runtime option was set to ON, this section shows the contents of the Language Environment trace table.
[8] Process Control Blocks	If the POSIX runtime option was set to ON, this section lists the contents of the process level latch table.
[9] - [17] Summary: These sections are included when the SUMMARY parameter is specified on the LEDATA invocation.	
[9] Summary Header	The summary header section contains: <ul style="list-style-type: none"> • Address of Thread control block (TCB) • Release number • Address Space ID (ASID)
[10] Active Members List	Lists active members, which is extracted from the enclave member list (MEML).
[11] CEELAA	Formats the contents of the Language Environment library anchor area (LAA). For more information about LAA, see Language Environment library anchor area in z/OS Language Environment Vendor Interfaces .
[12] CEELCA	Formats the contents of the Language Environment library control area (LCA). For more information about the LCA, see Language Environment common anchor area in z/OS Language Environment Vendor Interfaces .
[13] CEECAA	Formats the contents of the Language Environment common anchor area (CAA). See Language Environment common anchor area in z/OS Language Environment Vendor Interfaces for a description of the fields in the CAA. If there is any, DLL failure data is also formatted.
[14] CEEPCB	Formats the contents of the Language Environment process control block (PCB), and the process level member list.
[15] CEERCB	Formats the contents of the Language Environment region control block (RCB).
[16] CEEEDB	Formats the contents of the Language Environment enclave data block (EDB), and the enclave level member list.
[17] Runtime Options	Lists the runtime options in effect at the time of the dump, and indicates where they were set.
[18] Heap Storage Control Blocks	<p>This section is included when the HEAP or SM parameter is specified on the LEDATA invocation. It formats the Enclave-level storage management control block (ENSQ) and for each different type of heap storage:</p> <ul style="list-style-type: none"> • Heap control block (HPCQ) • Chain of heap anchor blocks (HANQ). A HANQ immediately precedes each segment of heap storage. <p>This section includes a detailed heap segment report for each segment in the dump. For more information about the detailed heap segment report, see “Understanding the HEAP LEDATA output” on page 378.</p>

Table 55. Contents of the Language Environment LEDATA VERBEXIT formatted output (AMODE 64) (continued)

Section Number and Heading	Contents
[19] Stack Storage Control Blocks	This section is included when the STACK or SM parameter is specified on the LEDATA invocation. This section formats: <ul style="list-style-type: none"> Stack anchor (SANC) Chain of dynamic save areas (DSA)
[20] Condition Management Control Blocks	This section is included when the CM parameter is specified on the LEDATA invocation. It formats the chain of Condition Information Block Headers (CIBH) and Condition Information Blocks. The Machine State Information Block is contained with the CIBH starting with the field labeled MCH_EYE.
[21] Message Processing Control Blocks	This section is included when the MH parameter is specified on the LEDATA invocation.
[22] Preinitialization Information	This section is included when the PTBL parameter is specified on the LEDATA invocation. It formats information related to preinitialization. See “PTBL LEDATA output” on page 377 for more information. If the preinitialization service CELQPIPI was not used to initialize this environment, the message: No PIPICB associated with CAA is displayed instead.

PTBL LEDATA output

The Language Environment IPCS VERBEXIT LEDATA command generates formatted output of PreInit tables when the PTBL or ALL parameter are specified. If ALL is specified, PTBL defaults to CURRENT value. Figure 184 on page 377 illustrates the output produced when the VERBEXIT LEDATA command is invoked with the PTBL parameter.

```
PTBL(CURRENT)
*****
64 BIT LANGUAGE ENVIRONMENT DATA
*****

Language Environment Product 04 V01 R09.00

PreInitialization Programming Interface Trace Data
CELQPIPI Environment Table Entry and Trace Entry :
Active CELQPIPI Environment ( Address 00000001_00010B80 )
Eyecatcher : CELQIPTB
TCB address : 008D6E88

CELQPIPI Environment :
Environment Type : MAIN
Sequence of Calls not active
Exits not established
Signal Interrupt Routines not registered
Service Routines are not active

CELQPIPI Environment Enclave Initialized
Number of CELQPIPI Table Entries = 3

CELQPIPI Table Entry Information :
CELQPIPI Table Index 0 ( Entry 1 )
Routine Name = ISJPPCA3
Routine Type = C/C++
Routine Entry Point = 00000000_21053000
Routine Function Pointer = 00000000_210530C0
Routine was loaded by Language Environment
Routine Address was resolved
Routine Function Descriptor was valid
Routine was valid
Routine Return Code = 0
Routine Reason Code = 0

Entry of routine in CELQPIPI Table for Index 0 ( 00000001_00010D38 )

+000000 00000001_00010D38 00000000 00000000 00000000 210530C0 |.....|
+000010 00000001_00010D48 00000000 2105A808 80000000 00000000 |.....Y.....|
+000020 00000001_00010D58 00000000 00000000 00000000 00000000 |.....|
+000030 00000001_00010D68 - +000000 00000001_00010D77 |.....|
+000040 00000001_00010D78 00000000 00000000 00000000 21053000 |.....|
+000050 00000001_00010D88 00000000 00000003 00000000 2105A908 |.....Z.....|
+000060 00000001_00010D98 00000000 00000000 00000003 00000000 |.....|
+000070 00000001_00010DA8 00000000 21053000 00000000 21053000 |.....|
+000080 00000001_00010DB8 00009000 00000000 C9E2D1D7 D7C3C1F3 |.....ISJPPCA3|
+000090 00000001_00010DC8 40404040 40404040 00000000 00000000 |.....|

CELQPIPI Table Index 1 ( Entry 2 ) not in use.
CELQPIPI Table Index 2 ( Entry 3 ) not in use.
```

Figure 184. Example of formatted PTBL output from LEDATA VERBEXIT (Part 1 of 2)

```

CELOPIPI Trace Table Entries :
Call Type = INIT_MAIN
PIPI Driver Address = 00000000_2090082A
Load Service Return Code = 0
Load Service Reason Code = 0
Most Recent Return Code = 0
Most Recent Reason Code = 0
An ABEND will be issued if storage can not be obtained
Service RC = 0 :A new environment was initialized.

Call Type = ADD_ENTRY
Routine Table Index = 1
Routine Name = ISJPPCA1
Routine Address = 00000000_2105E000
Load Service Return Code = 0
Load Service Reason Code = 3
Service RC = 0 :The routine was added to the PreInit table.

Call Type = IDENTIFY_ENTRY
Routine Table Index = 1
Routine Programming Language = C/C++
Service RC = 0 :The programming language has been returned.

Call Type = CALL_MAIN
Routine Table Index = 1
Enclave Return Code = 0
Enclave Reason Code = 0
Routine Feedback Code = 0000000000000000
Service RC = 0 :The environment was activated and the routine called.

Call Type = DELETE_ENTRY
Routine Table Index = 1
Routine Name = ISJPPCA1
Routine Address = 00000000_2105E000
Service RC = 0 :The routine was deleted from the PreInit table.

Call Type = CALL_MAIN
Routine Table Index = 0
Enclave Return Code = 0
Enclave Reason Code = 0
Routine Feedback Code = 0000000000000000
Service RC = 0 :The environment was activated and the routine called.

Exiting Language Environment Data

```

Figure 185. Example of formatted PTBL output from LEDATA VERBEXIT (Part 2 of 2)

Understanding the HEAP LEDATA output

The Language Environment IPCS VERBEXIT LEDATA generates a detailed heap segment report when the HEAP option is used with the DETAIL option, or when the SM,DETAIL option is specified. The detailed heap segment report is useful when trying to pinpoint damage because it provides specific information. The report describes the nature of the damage, and specifies where the actual damage occurred. The report can also be used to diagnose storage leaks, and to identify heap fragmentation. [Figure 186 on page 379](#) shows the output produced by specifying the HEAP option. [“Heap report sections of the LEDATA output” on page 386](#) describes the information in the formatted output.

For easy reference, the sections of the dump are numbered to correspond with the description of each section that follows. Ellipses are used to summarize some sections of the dump.

Note: Language Environment does not provide support for alternative Vendor Heap Manager (VHM) data. LEDATA VERBEXIT will state that an alternative VHM is in use.

```

HEAP
*****
64 BIT LANGUAGE ENVIRONMENT DATA
*****

Language Environment Product 04 V01 R09.00

Heap Storage Control Blocks

Heappools trace available. To display: IP VERBX LEDATA 'HPT(*)'

ENSQ: 00000001_00100108
+000000 EYE_CATCHER:ENSQ HEAPALLOC_VAL:00000000
+000000 HEAPFREE_VAL:00000000 DSALLOC_VAL:00000000 FLAGS1:80000000
+000014 IPT_TOKEN:000000A0 00000002 00000016 007FF050
+000024 HEAPLOCKWORD:00000000 RPT_STOR:00000001_00100410
+000030 UHEAP64:C8D7C3D8 00000000 00000001 001005B0 00000001 001007F0 00000000 00000001 00
+000060 LHEAP64:C8D7C3D8 00000000 00000001 001005E0 00000001 00100670 00000000 00000001 00
+000090 UHEAP31:C8D7C3D8 00000000 00000001 00100198 00000001 00100198 00000000 00000000 00
+0000C0 LHEAP31:C8D7C3D8 00000000 00000001 001007C0 00000001 001007C0 00000000 00004000 00
+0000F0 UHEAP24:C8D7C3D8 00000000 00000001 001001F8 00000001 001001F8 00000000 00001000 00
+000120 LHEAP24:C8D7C3D8 00000000 00000001 00100228 00000001 00100228 00000000 00002000 00
+000174 IPT_TCB:007FF050 HEAPCHK:00000000_00000000
+000188 STSB:00000000_00000000 SASB:00000000_00000000
+000198 TOKEN:7F7547D8 00000000
+0001A0 THDLHEAP64:C8D7C3D8 00000000 00000001 00100790 00000001 00100790 00000000 00000001 00
+0001D0 IOHEAP64:C8D7C3D8 00000000 00000001 00100760 00000001 00100760 00000000 00000001 00
+000200 IOHEAP31:C8D7C3D8 00000000 00000001 001006A0 00000001 001006A0 00000000 00003000 00
+000230 IOHEAP24:C8D7C3D8 00000000 00000001 001006D0 00000001 001006D0 00000000 00001000 00
+000260 SM_CELL_BLOCK:00000001_00100490 SPDE:00000001_00100730

User Heap64 Control Blocks

HPCQ: 00000001_00100138
+000000 EYE_CATCHER:HPCQ FIRST:00000001_001005B0 LAST:00000001_001007F0
+000018 INITSIZE:00000000 00000001 INCRSIZE:00000000 00000001
+00002C OPTIONS:80000000

HPSQ: 00000001_00005058
+000000 BYTES_ALLOC:00000000 001C3320
+000008 CURR_ALLOC:00000000 000CF080 GET_REQ:00000000 00000000
+000018 FREE_REQ:00000000 00000001 GETMAINS:00000000 00000001
+000028 FREEMAINS:00000000 00000000

THNQ: 00000001_001005B0
+000000 EYE_CATCHER:THNQ FLAGS:80000000 NEXT:00000001_001007F0
+000010 PREV:00000001_00100138 HEAPID:00000001_00100138
+000020 SEGMENT:00000001_00300000 SEG_LEN:00000000 00100000

HANQ: 00000001_00300000
+000000 EYE_CATCHER:HANQ FLAGS:80000000 HEAPID:00000001_00100138
+000020 SEGMENT:00000001_00300000 ROOT:00000001_003CF0C0
+000030 SEG_LEN:00000000 00100000 ROOT_LEN:00000000 00030F40

[1] Free Storage Tree for Heap Segment 0000000100300000

Depth      Node      Node      Parent      Left      Right      Left      Right
           Address    Length    Node        Node      Node      Length    Length
0  00000001003CF0C0 00000000000030F40 0000000000000000 0000000000000000 0000000000000000 0000000000000000 0000000000000000

```

Figure 186. Example formatted detailed heap segment report from LEDATA VERBEXIT (AMODE 64) (Part 1 of 8)

The following is part two of the example formatted detailed heap segment report from LEDATA VERBEXIT (AMODE 64).

```

[2] Map of Heap Segment 0000000108300000

To display entire segment: IP LIST 0000000108300000 LEN(X'00000000010000') ASID(X'0028')

0000000108300040: Allocated storage element, length=000000000000180.
To display: IP LIST 0000000108300040 LEN(X'000000000000180') ASID(X'0028')
0000000108300050: C36DEE2 C1F6F440 40404040 40404040 00000001 08300070 00000000 250005A8 [C_WSA64 .....y|

00000001083001C0: Allocated storage element, length=0000000000019660.
To display: IP LIST 00000001083001C0 LEN(X'0000000000019660') ASID(X'0028')
00000001083001D0: 00000000 00000005 00000000 00000005 00000001 08319A28 |.....q .....|

:
00000001083B79A0: Allocated storage element, length=0000000000017720.
To display: IP LIST 00000001083B79A0 LEN(X'0000000000017720') ASID(X'0028')
00000001083B79B0: 00000000 00000002 00000000 00000000 00000000 00000000 00000000 03D4D9C5 |.....LMRE|

00000001083CF0C0: Free storage element, length=0000000000030F40.
To display: IP LIST 00000001083CF0C0 LEN(X'0000000000030F40') ASID(X'0028')

Summary of analysis for Heap Segment 0000000108300000:
Amounts of identified storage: Free:00030F40 Allocated:000CF080 Total:000FFFC0
Number of identified areas : Free: 1 Allocated: 12 Total: 13
00000000 bytes of storage were not accounted for.
No errors were found while processing this heap segment.

THNQ: 00000001_001007F0
+000000 EYE_CATCHER:THNQ FLAGS:00000000 NEXT:00000001_00100138
+000010 PREV:00000001_001005B0 HEAPID:00000001_00100138
+000020 SEGMENT:00000001_19C00000 SEG_LEN:00000000 00100000

HANQ: 00000001_19C00000
+000000 EYE_CATCHER:HANQ FLAGS:00000000 HEAPID:00000001_00100138
+000020 SEGMENT:00000001_19C00000 ROOT:00000001_19C00040
+000030 SEG_LEN:00000000 00100000 ROOT_LEN:00000000 000FFFC0

This is the last heap segment in the current heap

[1] Free Storage Tree for Heap Segment 0000000119C00000

Depth Node Address Node Length Parent Node Left Node Right Node Left Length Right Length
0 0000000119C00040 000000000000FFFC0 0000000000000000 0000000000000000 0000000000000000 0000000000000000 0000000000000000

[2] Map of Heap Segment 0000000119C00000

To display entire segment: IP LIST 0000000119C00000 LEN(X'00000000010000') ASID(X'0028')

0000000119C00040: Free storage element, length=0000000000FFFC0.
To display: IP LIST 0000000119C00040 LEN(X'0000000000FFFC0') ASID(X'0028')

Summary of analysis for Heap Segment 0000000119C00000:
Amounts of identified storage: Free:000FFFC0 Allocated:00000000 Total:000FFFC0
Number of identified areas : Free: 1 Allocated: 0 Total: 1
00000000 bytes of storage were not accounted for.
No errors were found while processing this heap segment.
This is the last heap segment in the current heap.

Library Heap64 Control Blocks

HPCQ: 00000001_00100168
+000000 EYE_CATCHER:HPCQ FIRST:00000001_001005E0 LAST:00000001_00100670
+000018 INITSIZE:00000000 00000001 INCRSIZE:00000000 00000001
+00002C OPTIONS:00000000

HPSQ: 00000001_000050E8
+000000 BYTES_ALLOC:00000000 0067A940
+000008 CURR_ALLOC:00000000 0067A940 GET_REQ:00000000 00000042
+000018 FREE_REQ:00000000 00000003 GETMAINS:00000000 00000003
+000028 FREEMAINS:00000000 00000000

THNQ: 00000001_001005E0
+000000 EYE_CATCHER:THNQ FLAGS:00000000 NEXT:00000001_00100610
+000010 PREV:00000001_00100168 HEAPID:00000001_00100168
+000020 SEGMENT:00000001_08400000 SEG_LEN:00000000 00100000

HANQ: 00000001_08400000
+000000 EYE_CATCHER:HANQ FLAGS:00000000 HEAPID:00000001_00100168
+000020 SEGMENT:00000001_08400000 ROOT:00000001_08400040
+000030 SEG_LEN:00000000 00100000 ROOT_LEN:00000000 000FFFC0

```

Figure 187. Example formatted detailed heap segment report from LEDATA VERBEXIT (AMODE 64) (Part 2 of 8)

The following is part three of the example formatted detailed heap segment report from LEDATA VERBEXIT (AMODE 64).


```

[1] Free Storage Tree for Heap Segment 0000000108400000

Depth      Node      Node      Parent      Left      Right      Left      Right
Address    Length    Node      Node      Node      Node      Length    Length
0 0000000108400040 000000000000FFFC0 0000000000000000 0000000000000000 0000000000000000 0000000000000000 0000000000000000

[2] Map of Heap Segment 0000000108400000

To display entire segment: IP LIST 0000000108400000 LEN(X'00000000010000') ASID(X'0028')

0000000108400040: Free storage element, length=000000000000FFFC0.
To display: IP LIST 0000000108400040 LEN(X'0000000000FFFC0') ASID(X'0028')

Summary of analysis for Heap Segment 0000000108400000:
Amounts of identified storage: Free:000FFFC0      Allocated:00000000      Total:000FFFC0
Number of identified areas : Free:      1 Allocated:      0 Total:      1
00000000 bytes of storage were not accounted for.
No errors were found while processing this heap segment.

THNQ: 00000001_00100610
+000000 EYE_CATCHER:THNQ FLAGS:00000000 NEXT:00000001_00100640
+000010 PREV:00000001_001005E0 HEAPID:00000001_00100168
+000020 SEGMENT:00000001_08800000 SEG_LEN:00000000 00200000

HANQ: 00000001_08800000
+000000 EYE_CATCHER:HANO FLAGS:00000000 HEAPID:00000001_00100168
+000020 SEGMENT:00000001_08943AC0 ROOT:00000001_08943AC0
+000030 SEG_LEN:00000000 00200000 ROOT_LEN:00000000 000BC540

[1] Free Storage Tree for Heap Segment 0000000108800000

Depth      Node      Node      Parent      Left      Right      Left      Right
Address    Length    Node      Node      Node      Node      Length    Length
0 0000000108943AC0 000000000000BC540 0000000000000000 0000000000000000 0000000000000000 0000000000000000 0000000000000000

[2] Map of Heap Segment 0000000108800000

To display entire segment: IP LIST 0000000108800000 LEN(X'00000000020000') ASID(X'0028')

0000000108800040: Allocated storage element, length=0000000000100040.
To display: IP LIST 0000000108800040 LEN(X'000000000100040') ASID(X'0028')
0000000108800050: C003F3EE 2540A23A 253E0190 00000000 03000000 00000005 94818995 04040040 |... s.....main |
0000000108900000: Allocated storage element, length=00000000000132A0.
To display: IP LIST 0000000108900000 LEN(X'00000000000132A0') ASID(X'0028')
0000000108900090: 00000000 00000000 00000000 00000000 00000000 00000000 00000000 00000000 |.....|
:
0000000108943600: Allocated storage element, length=00000000000004C0.
To display: IP LIST 0000000108943600 LEN(X'00000000000004C0') ASID(X'0028')
0000000108943610: D8D7C3C2 000004B0 0000000C 00010000 00000001 00000000 00000001 08E00050 |QPCB.....&|
0000000108943AC0: Free storage element, length=000000000000BC540.
To display: IP LIST 0000000108943AC0 LEN(X'000000000000BC540') ASID(X'0028')

Summary of analysis for Heap Segment 0000000108800000:
Amounts of identified storage: Free:000BC540      Allocated:00143A80      Total:001FFFC0
Number of identified areas : Free:      1 Allocated:      8 Total:      9
00000000 bytes of storage were not accounted for.
No errors were found while processing this heap segment.

THNQ: 00000001_00100640
+000000 EYE_CATCHER:THNQ FLAGS:00000000 NEXT:00000001_00100670
+000010 PREV:00000001_00100610 HEAPID:00000001_00100168
+000020 SEGMENT:00000001_08A00000 SEG_LEN:00000000 00400000
HANQ: 00000001_08A00000
+000000 EYE_CATCHER:HANO FLAGS:00000000 HEAPID:00000001_00100168
+000020 SEGMENT:00000001_08A00000 ROOT:00000001_08D48340
+000030 SEG_LEN:00000000 00400000 ROOT_LEN:00000000 000B7CC0

```

Figure 188. Example formatted detailed heap segment report from LEDATA VERBEXIT (AMODE 64) (Part 3 of 8)

The following is part four of the example formatted detailed heap segment report from LEDATA VERBEXIT (AMODE 64).

```

[1] Free Storage Tree for Heap Segment 0000000108A00000

Depth      Node      Node      Parent      Left      Right      Left      Right
Address    Length    Node      Node      Node      Node      Length    Length
0 0000000108D48340 00000000000B7CC0 0000000000000000 0000000000000000 0000000000000000 0000000000000000 0000000000000000

[2] Map of Heap Segment 0000000108A00000

To display entire segment: IP LIST 0000000108A00000 LEN(X'00000000040000') ASID(X'0028')

0000000108A00040: Allocated storage element, length=000000000348300.
To display: IP LIST 0000000108A00040 LEN(X'000000000348300') ASID(X'0028')
0000000108A00050: C8D7E3C1 0000000C 00046030 000000F0 00000001 08A000C8 00000001 08A460F8 |HPTA.....0.....H.....u-8|

0000000108D48340: Free storage element, length=0000000000B7CC0.
To display: IP LIST 0000000108D48340 LEN(X'0000000000B7CC0') ASID(X'0028')

Summary of analysis for Heap Segment 0000000108A00000:
Amounts of identified storage: Free:000B7CC0 Allocated:00348300 Total:003FFFC0
Number of identified areas : Free: 1 Allocated: 1 Total: 2
00000000 bytes of storage were not accounted for.
No errors were found while processing this heap segment.

THNQ: 00000001_00100670
+000000 EYE_CATCHER:THNQ FLAGS:00000000 NEXT:00000001_00100168
+000010 PREV:00000001_00100640 HEAPID:00000001_00100168
+000020 SEGMENT:00000001_08E00000 SEG_LEN:00000000 00200000

HANQ: 00000001_08E00000
+000000 EYE_CATCHER:HANQ FLAGS:00000000 HEAPID:00000001_00100168
+000020 SEGMENT:00000001_08E00000 ROOT:00000001_08FEEC20
+000030 SEG_LEN:00000000 00200000 ROOT_LEN:00000000 000113E0

This is the last heap segment in the current heap

[1] Free Storage Tree for Heap Segment 0000000108E00000

Depth      Node      Node      Parent      Left      Right      Left      Right
Address    Length    Node      Node      Node      Node      Length    Length
0 0000000108FEEC20 00000000000113E0 0000000000000000 0000000108FEE960 0000000000000000 0000000000000120 0000000000000000
1 0000000108FEE960 0000000000000120 0000000108FEEC20 0000000000000000 0000000000000000 0000000000000000 0000000000000000

[2] Map of Heap Segment 0000000108E00000

To display entire segment: IP LIST 0000000108E00000 LEN(X'00000000020000') ASID(X'0028')

0000000108E00040: Allocated storage element, length=00000000001C0040.
To display: IP LIST 0000000108E00040 LEN(X'00000000001C0040') ASID(X'0028')
0000000108E00050: 00000000 00000002 00000000 00000000 00000000 00000001 00000000 00000000 |.....|

0000000108FC0080: Allocated storage element, length=000000000003EC0.
To display: IP LIST 0000000108FC0080 LEN(X'000000000003EC0') ASID(X'0028')
0000000108FC0090: C8C3C5D3 00000000 00000000 00000000 00000000 00000000 00000001 00100138 |HCEL.....|

:
0000000108FEEA80: Allocated storage element, length=0000000000001A0.
To display: IP LIST 0000000108FEEA80 LEN(X'0000000000001A0') ASID(X'0028')
0000000108FEEA90: 00000000 25462598 00000000 00000000 C3C5D3D8 D3C9C240 00000008 C3C5D3D8 |.....q.....CELQLIB ....CELQ|

0000000108FEEC20: Free storage element, length=0000000000113E0.
To display: IP LIST 0000000108FEEC20 LEN(X'0000000000113E0') ASID(X'0028')

Summary of analysis for Heap Segment 0000000108E00000:
Amounts of identified storage: Free:00011500 Allocated:001EEAC0 Total:001FFFC0
Number of identified areas : Free: 2 Allocated: 54 Total: 56
00000000 bytes of storage were not accounted for.
No errors were found while processing this heap segment.
This is the last heap segment in the current heap.

User Heap31 Control Blocks

HPCQ: 00000001_00100198
+000000 EYE_CATCHER:HPCQ FIRST:00000001_00100198 LAST:00000001_00100198
+000010 INITSIZE:00000000 00000000 INCRSIZE:00000000 00000000
+000020 OPTIONS:40000000

```

Figure 189. Example formatted detailed heap segment report from LEDATA VERBEXIT (AMODE 64) (Part 4 of 8)

The following is part five of the example formatted detailed heap segment report from LEDATA VERBEXIT (AMODE 64).

```

      ** NO SEGMENTS ALLOCATED **
HPSQ: 00000001_0005088
+000000 BYTES_ALLOC:00000000 00000000
+000008 CURR_ALLOC:00000000 00000000      GET_REQ:00000000 00000000
+000018 FREE_REQ:00000000 00000000      GETMAINS:00000000 00000000
+000028 FREEMAINS:00000000 00000000

Library Heap31 Control Blocks

HPCQ: 00000001_001001C8
+000000 EYE_CATCHER:HPCQ FIRST:00000001_001007C0      LAST:00000001_001007C0
+000018 INITSIZE:00000000 00004000      INCRSIZE:00000000 00002000
+00002C OPTIONS:50000000

HPSQ: 00000001_00005118
+000000 BYTES_ALLOC:00000000 00001128
+000008 CURR_ALLOC:00000000 00001128      GET_REQ:00000000 00000001
+000018 FREE_REQ:00000000 00000000      GETMAINS:00000000 00000001
+000028 FREEMAINS:00000000 00000000

THNQ: 00000001_001007C0
+000000 EYE_CATCHER:THNQ FLAGS:00000000      NEXT:00000001_001001C8
+000010 PREV:00000001_001001C8      HEAPID:00000001_001001C8
+000020 SEGMENT:00000000_25773000      SEG_LEN:00000000 00004000

HANQ: 00000000_25773000
+000000 EYE_CATCHER:HANQ FLAGS:00000000      HEAPID:00000001_001001C8
+000020 SEGMENT:25773000      ROOT:25774168      SEG_LEN:00004000
+00002C ROOT_LEN:00002E98

This is the last heap segment in the current heap

[1] Free Storage Tree for Heap Segment 25773000

      Node      Node      Parent      Left      Right      Left      Right
Depth Address Length      Node      Node      Node      Length Length
0 25774168 00002E98 00000000 00000000 00000000 00000000 00000000

[2] Map of Heap Segment 25773000

To display entire segment: IP LIST 25773000 LEN(X'00004000') ASID(X'0028')

25773040: Allocated storage element, length=00001128. To display: IP LIST 25773040 LEN(X'00001128') ASID(X'0028')
25773048: 00000000 00000000 00000000 00000000 00000000 00000000 00000000 |.....|

25774168: Free storage element, length=00002E98. To display: IP LIST 25774168 LEN(X'00002E98') ASID(X'0028')

Summary of analysis for Heap Segment 25773000:
Amounts of identified storage: Free:00002E98 Allocated:00001128 Total:00003FC0
Number of identified areas : Free: 1 Allocated: 1 Total: 2
00000000 bytes of storage were not accounted for.
No errors were found while processing this heap segment.
This is the last heap segment in the current heap.

User Heap24 Control Blocks

HPCQ: 00000001_001001F8
+000000 EYE_CATCHER:HPCQ FIRST:00000001_001001F8      LAST:00000001_001001F8
+000018 INITSIZE:00000000 00001000      INCRSIZE:00000000 00001000
+00002C OPTIONS:30000000

      ** NO SEGMENTS ALLOCATED **
HPSQ: 00000001_00005088
+000000 BYTES_ALLOC:00000000 00000000
+000008 CURR_ALLOC:00000000 00000000      GET_REQ:00000000 00000000
+000018 FREE_REQ:00000000 00000000      GETMAINS:00000000 00000000
+000028 FREEMAINS:00000000 00000000

Library Heap24 Control Blocks

HPCQ: 00000001_00100228
+000000 EYE_CATCHER:HPCQ FIRST:00000001_00100228      LAST:00000001_00100228
+000018 INITSIZE:00000000 00002000      INCRSIZE:00000000 00001000
+00002C OPTIONS:30000000

```

Figure 190. Example formatted detailed heap segment report from LEDATA VERBEXIT (AMODE 64) (Part 5 of 8)

The following is part six of the example formatted detailed heap segment report from LEDATA VERBEXIT (AMODE 64).

```

++ NO SEGMENTS ALLOCATED **
HPSQ: 00000001_00005148
+000000 BYTES_ALLOC:00000000 00000000
+000008 CURR_ALLOC:00000000 00000000 GET_REQ:00000000 00000000
+000018 FREE_REQ:00000000 00000000 GETMAINS:00000000 00000000
+000028 FREEMAINS:00000000 00000000

Library Thread Heap64 Control Blocks

HPCQ: 00000001_001002A8
+000000 EYE_CATCHER:HPCQ FIRST:00000001_00100790 LAST:00000001_00100790
+000018 INITSIZE:00000000 00000001 INCRSIZE:00000000 00000001
+00002C OPTIONS:90000000

HPSQ: 00000001_00005208
+000000 BYTES_ALLOC:00000000 00000340
+000008 CURR_ALLOC:00000000 00000340 GET_REQ:00000000 00000001
+000018 FREE_REQ:00000000 00000000 GETMAINS:00000000 00000001
+000028 FREEMAINS:00000000 00000000

THNQ: 00000001_00100790
+000000 EYE_CATCHER:THNQ FLAGS:00000000 NEXT:00000001_001002A8
+000010 PREV:00000001_001002A8 HEAPID:00000001_001002A8
+000020 SEGMENT:00000001_19B00000 SEG_LEN:00000000 00100000

HANQ: 00000001_19B00000
+000000 EYE_CATCHER:HANO FLAGS:00000000 HEAPID:00000001_001002A8
+000020 SEGMENT:00000001_19B00000 ROOT:00000001_19B00380
+000030 SEG_LEN:00000000 00100000 ROOT_LEN:00000000 000FFC80

This is the last heap segment in the current heap

[1] Free Storage Tree for Heap Segment 0000000119B00000

Depth      Node      Node      Parent      Left      Right      Left      Right
          Address    Length    Node        Node        Node        Length    Length
0 0000000119B00380 000000000000FFC80 0000000000000000 0000000000000000 0000000000000000 0000000000000000 0000000000000000

[2] Map of Heap Segment 0000000119B00000

To display entire segment: IP LIST 0000000119B00000 LEN(X'00000000010000') ASID(X'0028')

0000000119B00040: Allocated storage element, length=0000000000000340.
To display: IP LIST 0000000119B00040 LEN(X'0000000000000340') ASID(X'0028')
0000000119B00050: D7C3C9C2 00000000 00000000 00000000 00000000 00010310 00000000 |PCIB.....|

0000000119B00380: Free storage element, length=000000000000FFC80.
To display: IP LIST 0000000119B00380 LEN(X'0000000000FFC80') ASID(X'0028')

Summary of analysis for Heap Segment 0000000119B00000:
Amounts of identified storage: Free:000FFC80 Allocated:00000340 Total:000FFFC0
Number of identified areas : Free: 1 Allocated: 1 Total: 2
00000000 bytes of storage were not accounted for.
No errors were found while processing this heap segment.
This is the last heap segment in the current heap.

I/O Heap64 Control Blocks

HPCQ: 00000001_001002D8
+000000 EYE_CATCHER:HPCQ FIRST:00000001_00100760 LAST:00000001_00100760
+000018 INITSIZE:00000000 00000001 INCRSIZE:00000000 00000001
+00002C OPTIONS:90000000

HPSQ: 00000001_00005178
+000000 BYTES_ALLOC:00000000 00010380
+000008 CURR_ALLOC:00000000 00010380 GET_REQ:00000000 00000003
+000018 FREE_REQ:00000000 00000000 GETMAINS:00000000 00000001
+000028 FREEMAINS:00000000 00000000

THNQ: 00000001_00100760
+000000 EYE_CATCHER:THNQ FLAGS:00000000 NEXT:00000001_001002D8
+000010 PREV:00000001_001002D8 HEAPID:00000001_001002D8
+000020 SEGMENT:00000001_19A00000 SEG_LEN:00000000 00100000

HANQ: 00000001_19A00000
+000000 EYE_CATCHER:HANO FLAGS:00000000 HEAPID:00000001_001002D8
+000020 SEGMENT:00000001_19A00000 ROOT:00000001_19A103C0
+000030 SEG_LEN:00000000 00100000 ROOT_LEN:00000000 000EFC40

This is the last heap segment in the current heap

```

Figure 191. Example formatted detailed heap segment report from LEDATA VERBEXIT (AMODE 64) (Part 6 of 8)

The following is part seven of the example formatted detailed heap segment report from LEDATA VERBEXIT (AMODE 64).

```

[1] Free Storage Tree for Heap Segment 0000000119A00000

Depth    Node      Node      Parent   Left     Right    Left    Right
        Address   Length   Node     Node     Node     Length  Length
0 0000000119A103C0 0000000000EFC40 000000000000000 000000000000000 000000000000000 000000000000000 000000000000000

[2] Map of Heap Segment 0000000119A00000

To display entire segment: IP LIST 0000000119A00000 LEN(X'0000000010000') ASID(X'0028')

0000000119A00040: Allocated storage element, length=0000000000000300.
To display: IP LIST 0000000119A00040 LEN(X'0000000000000300') ASID(X'0028')
0000000119A00050: 00000001 19A00120 00000000 00000001 00000000 00000000 00000000 |.....|

0000000119A00340: Allocated storage element, length=0000000000000060.
To display: IP LIST 0000000119A00340 LEN(X'0000000000000060') ASID(X'0028')
0000000119A00350: 94859496 99A84B84 81A38100 00000000 00000000 00000000 00000000 |memory.data.....|

0000000119A003A0: Allocated storage element, length=0000000000010020.
To display: IP LIST 0000000119A003A0 LEN(X'0000000000010020') ASID(X'0028')
0000000119A003B0: A2969485 408481A3 81A29694 05409496 99854084 81A38185 A5859540 94969985 |some datasome more dataeven more|

0000000119A103C0: Free storage element, length=000000000000EFC40.
To display: IP LIST 0000000119A103C0 LEN(X'00000000000EFC40') ASID(X'0028')

Summary of analysis for Heap Segment 0000000119A00000:
Amounts of identified storage: Free:000EFC40 Allocated:00010380 Total:000FFFC0
Number of identified areas : Free: 1 Allocated: 3 Total: 4
00000000 bytes of storage were not accounted for.
No errors were found while processing this heap segment.
This is the last heap segment in the current heap.

I/O Heap31 Control Blocks

HPCQ: 00000001_00100308
+000000 EYE_CATCHER:HPCQ FIRST:00000001_001006A0 LAST:00000001_001006A0
+000018 INITSIZE:00000000 00003000 INCRSIZE:00000000 00002000
+00002C OPTIONS:50000000

HPSQ: 00000001_000051A8
+000000 BYTES_ALLOC:00000000 00002490
+000008 CURR_ALLOC:00000000 00002490 GET_REQ:00000000 0000000E
+000018 FREE_REQ:00000000 00000000 GETMAINS:00000000 00000001
+000028 FREEMAINS:00000000 00000000

THNQ: 00000001_001006A0
+000000 EYE_CATCHER:THNQ FLAGS:00000000 NEXT:00000001_00100308
+000010 PREV:00000001_00100308 HEAPID:00000001_00100308
+000020 SEGMENT:00000000_25757000 SEG_LEN:00000000 00003000

HANQ: 00000000_25757000
+000000 EYE_CATCHER:HANO FLAGS:00000000 HEAPID:00000001_00100308
+000020 SEGMENT:25757000 ROOT:257594D0 SEG_LEN:00003000
+00002C ROOT_LEN:00000B30

This is the last heap segment in the current heap

[1] Free Storage Tree for Heap Segment 25757000

Depth    Node      Node      Parent   Left     Right    Left    Right
        Address   Length   Node     Node     Node     Length  Length
0 257594D0 00000B30 00000000 00000000 00000000 00000000 00000000

[2] Map of Heap Segment 25757000

To display entire segment: IP LIST 25757000 LEN(X'00003000') ASID(X'0028')

25757040: Allocated storage element, length=00000388. To display: IP LIST 25757040 LEN(X'00000388') ASID(X'0028')
25757048: 00000000 00000000 00000000 00000000 00000000 00000000 00000000 |.....|

257573C8: Allocated storage element, length=00000070. To display: IP LIST 257573C8 LEN(X'00000070') ASID(X'0028')

257573D0: D6E2C9D6 00007048 00000000 000077F0 000078A8 00000001 00000001 FFFFFFFF |OSIO.....0...y.....|

25757438: Allocated storage element, length=00000040. To display: IP LIST 25757438 LEN(X'00000040') ASID(X'0028')
25757440: C4C3C2C5 00380000 00007048 00000000 C0880000 80000000 00000000 00000000 |DCBE.....h.....|
:

```

Figure 192. Example formatted detailed heap segment report from LEDATA VERBEXIT (AMODE 64) (Part 7 of 8)

The following is part eight of the example formatted detailed heap segment report from LEDATA VERBEXIT (AMODE 64).

```

257590C8: Allocated storage element, length=00000370. To display: IP LIST 257590C8 LEN(X'00000370') ASID(X'0028')
257590D0: C1C6C3C2 00000000 00000000 257590F8 AFCBAFCB 00000000 00000001 08371120 |AFCB.....8.....|

25759438: Allocated storage element, length=00000098. To display: IP LIST 25759438 LEN(X'00000098') ASID(X'0028')
25759440: 00700000 40404040 40404040 4040F0F0 F0F0F0F0 F0F0F2F5 F7F5C2F5 C5F04B84 |.'..'00000000257585E0.d|

257594D0: Free storage element, length=00000B30. To display: IP LIST 257594D0 LEN(X'00000B30') ASID(X'0028')

Summary of analysis for Heap Segment 25757000:
Amounts of identified storage: Free:00000B30 Allocated:00002490 Total:00002FC0
Number of identified areas : Free: 1 Allocated: 14 Total: 15
00000000 bytes of storage were not accounted for.
No errors were found while processing this heap segment.
This is the last heap segment in the current heap.

I/O Heap24 Control Blocks

HPCQ: 00000001_00100338
+000000 EYE_CATCHER:HPCQ FIRST:00000001_001006D0 LAST:00000001_001006D0
+000018 INITSIZE:00000000 00001000 INCRSIZE:00000000 00001000
+00002C OPTIONS:30000000

HPSQ: 00000001_000051D8
+000000 BYTES_ALLOC:00000000 00000B10
+000008 CURR_ALLOC:00000000 00000B10 GET_REQ:00000000 0000000A
+000018 FREE_REQ:00000000 00000000 GETMAINS:00000000 00000001
+000028 FREEMAINS:00000000 00000000

THNQ: 00000001_001006D0
+000000 EYE_CATCHER:THNQ FLAGS:00000000 NEXT:00000001_00100338
+000010 PREV:00000001_00100338 HEAPID:00000001_00100338
+000020 SEGMENT:00000000_00007000 SEG_LEN:00000000 00001000

HANQ: 00000000_00007000
+000000 EYE_CATCHER:HANQ FLAGS:00000000 HEAPID:00000001_00100338
+000020 SEGMENT:00007000 ROOT:00007B50 SEG_LEN:00001000
+00002C ROOT_LEN:000004B0

This is the last heap segment in the current heap

[1] Free Storage Tree for Heap Segment 00007000

Depth Node Node Parent Left Right Left Right
Address Length Node Node Length Length Length
0 00007B50 000004B0 00000000 00000000 00000000 00000000 00000000

[2] Map of Heap Segment 00007000

To display entire segment: IP LIST 00007000 LEN(X'00001000') ASID(X'0028')

00007040: Allocated storage element, length=00000088. To display: IP LIST 00007040 LEN(X'00000088') ASID(X'0028')
00007048: 25757440 00000000 00000000 00000000 00020000 01008FF0 03724000 00006DD8 |... ..0.. .._Q|

000070C8: Allocated storage element, length=00000248. To display: IP LIST 000070C8 LEN(X'00000248') ASID(X'0028')
000070D0: 00000000 00000000 00000000 00000000 00000000 00000000 00000000 |.....|

00007310: Allocated storage element, length=000004D8. To display: IP LIST 00007310 LEN(X'000004D8') ASID(X'0028')
00007318: EBEC0008 0024B909 00FFB904 00B1E3E0 10000004 E3E0E000 00040530 89E00002 |.....T.....i...|

:

00007B18: Allocated storage element, length=00000038. To display: IP LIST 00007B18 LEN(X'00000038') ASID(X'0028')
00007B20: 00007B20 25759440 00000000 0000007D 00000000 00000000 00000000 00000000 |..#...m .....|

00007B50: Free storage element, length=000004B0. To display: IP LIST 00007B50 LEN(X'000004B0') ASID(X'0028')
Summary of analysis for Heap Segment 00007000:
Amounts of identified storage: Free:000004B0 Allocated:00000B10 Total:00000FC0
Number of identified areas : Free: 1 Allocated: 10 Total: 11
00000000 bytes of storage were not accounted for.
No errors were found while processing this heap segment.
This is the last heap segment in the current heap.

Exiting Language Environment Data

```

Figure 193. Example formatted detailed heap segment report from LEDATA VERBEXIT (AMODE 64) (Part 8 of 8)

Heap report sections of the LEDATA output

The Heap Report sections of the LEDATA output provide information for each heap segment in the dump. The detailed heap segment reports include information on the free storage tree in the heap segments, the allocated storage elements, and the cause of heap management data structure problems.

Table 56. Contents of Heap report sections of the LEDATA output (AMODE 64)

Section Number and Heading	Contents
[1] Free Storage Tree Report	<p>Within each heap segment, Language Environment keeps track of unallocated storage areas by chaining them together into a tree. Each free area represents a node in the tree. Each node contains a header, which points to its left and right child nodes. The header also contains the length of each child.</p> <p>The LEDATA HEAP option formats the free storage tree within each heap, and validates all node addresses and lengths within each node. Each node address is validated to ensure that it:</p> <ul style="list-style-type: none"> • Falls on a doubleword boundary • Falls within the current heap segment • Does not point to itself • Does not point to a node that was previously traversed <p>Each node length is validated to ensure that it:</p> <ul style="list-style-type: none"> • Is a multiple of 8 • Is not larger than the heap segment length • Does not cause the end of the node to fall outside of the current heap segment • Does not cause the node to overlap another node <p>If the formatter finds a problem, then it will place an error message describing the problem directly after the formatted line of the node that failed validation</p>
[2] Heap Segment Map Report	<p>The LEDATA HEAP option produces a report that lists all of the storage areas within each heap segment, and identifies the area as either allocated or freed. For each allocated area the contents of the first X'20' bytes of the area are displayed in order to help identify the reason for the storage allocation. Each allocated storage element has a prefix used by Language Environment to manage the area. The prefix contains a pointer to the start of the heap segment followed by the length of the allocated storage element. For HEAP64 heaps, the prefix is 16 bytes, with 8-byte pointer and length fields. For HEAP31 and HEAP24 heaps, the pointer is 8 bytes with 4-byte pointer and length field. The formatter validates this header to ensure that its heap segment pointer is valid. The length is also validated to ensure that it:</p> <ul style="list-style-type: none"> • Is a multiple of 8 • Is not zero • Is not larger than the heap segment length • Does not cause the end of the element to fall outside of the current heap segment • Does not cause the element to overlap a free storage node <p>If the heap_free_value of the STORAGE runtime option was specified, then the formatter also checks that the free storage within each free storage element is set to the requested heap_free_value. If a problem is found, then an error message describing the problem is placed after the formatted line of the storage element that failed validation.</p>

Diagnosing heap damage problems

Heap storage errors can occur when an application allocates a heap storage element that is too small for it to use, and therefore, accidentally overlays heap storage. If this situation occurs, then some of the typical error messages that are generated are:

- The node address does not represent a valid node within the heap segment
- The length of the segment is not valid, or
- The heap segment pointer is not valid.

If one of these error messages is generated by one of the reports, then examine the storage element that immediately precedes the damaged node to determine whether this storage element is owned by

the application program. Check the size of the storage element and ensure that it is sufficient for the program's use. If the size of the storage element is not sufficient, then adjust the allocation size.

If an error occurs indicating that the node's pointers form a circular loop within the free storage tree, then check the Free Storage Tree Report to see whether such a loop exists. If a loop exists, then contact the IBM support center for assistance because this may be a problem in the Language Environment heap management routines.

Additional diagnostic information regarding heap damage can be obtained by using the HEAPCHK runtime option. This option provides a more accurate time perspective on when the heap damage actually occurred, which could help to determine the program that caused the damage. For more information about HEAPCHK, see [HEAPCHK](#) in *z/OS Language Environment Programming Reference*.

Diagnosing storage leak problems

A storage leak occurs when a program does not return storage back to the heap after it has finished using it. To determine if this problem exists, do one of the following:

- The *call-level* suboption of the HEAPCHK runtime option causes a report to be produced in the CEEDUMP. Any still-allocated (that is, not freed) storage identified by HEAPCHK is listed in the report, along with the corresponding traceback. This shows any storage that wasn't freed, as well as all the calls that were involved in allocating the storage. For more information about the HEAPCHK runtime option, see [HEAPCHK](#) in *z/OS Language Environment Programming Reference*.
- Examine the Heap Segment Map report to see if any data areas, within the allocated storage elements, appear more frequently than expected. If they do, then check to see if these data areas are still being used by the application program. If the data areas are not being used, then change the program to free the storage element after it is done with it.

Diagnosing heap fragmentation problems

Heap fragmentation occurs when allocated storage is interlaced with many free storage areas that are too small for the application to use. Heap fragmentation could indicate that the application is not making efficient use of its heap storage. Check the Heap Segment Map report for frequent free storage elements that are interspersed with the allocated storage elements.

Understanding the heap pool LEDATA output

The Language Environment IPCS VERBEXIT LEDATA generates a detailed heap pool report when HEAPPOOLS is ON. The detailed heap pool report is useful when trying to find potential damaged cells because it provides very specific information. [Figure 194 on page 389](#) illustrates the details of heap pool report. [“Heap pool report sections of the LEDATA output” on page 393](#) describes the information contained in the formatted output.


```

Heap Pool Report
QPCB: 00000008_08733600
+000000 EYECATCHER:QPCB LENGTH:00001800 NUMPOLLS:00000010
+00000C LARGEST_CELL_SIZE:00010000 BIG_REQUESTS:00000000
+000018 STORAGE_HITS_ADDR:00000000_00000000 FLAGS:0400
+000022 NUMGETARRAYS:05 NUMCELLSIZES:0C
+000028 GET_POOLINFO_ARRAYS_PTR:00000008_08733800

Data for pool 1:
POOLDATA: 00000008_08733D00
+000000 POOL_INDEX:00000001 INPUT_CELL_SIZE:00000008
+000008 CELL_SIZE:00000020 INPUT_COUNT:0000000A
+000010 CELL_POOL_SIZE:00000140 CELL_POOL_NUM:0000000A
+000018 POOL_LATCH_ADDR:00000008_087117E0 POOL_EXTENTS:00000001
+000028 LAST_CELL:00000008_0862E680 NEXT_CELL:00000008_0862E580
+000040 Q_CONTROL_INFO:00000000 00000005 Q_FIRST_CELL:00000008_0862E560
+000050 POOL_NUM_GET_TOTAL:00000000 00000003
+000058 POOL_NUM_FREE:00000000 00000001 POOL_EXTENTS_ANCHOR:00000008_0862E550
+000068 POOL_INDEX_SAME_SIZE:01 POOL_INDEX_SIZE:01
+00006A POOL_NUM_SAME_SIZE:01 POOL_TRACE_TABLE:00000008_088000E0
[2]Heap Pool Extent Mapping
EXTENT: 00000008_0862E550
+000000 EYE_CATCHER:EX64 NEXT_EXTENT:00000000_00000000
To display entire pool extent: IP LIST 000000080862E550 LEN(X'00000150') ASID(X'0021')
000000080862E560: Free storage cell. To display: IP LIST 000000080862E560 LEN(X'00000020') ASID(X'0021')
[1]Verifying free chain for pool: 1...
No errors were found while processing free chain.
Summary of analysis for Pool 1:
Number of cells: Unused: 9 Free: 1 Allocated: 0 Total Used: 10
00000000 free cells were not accounted for.
No errors were found while processing this Pool.

Data for pool 2:
POOLDATA: 00000008_08733E00
+000000 POOL_INDEX:00000002 INPUT_CELL_SIZE:00000020
+000008 CELL_SIZE:00000030 INPUT_COUNT:00000004
+000010 CELL_POOL_SIZE:000000C0 CELL_POOL_NUM:00000004
+000018 POOL_LATCH_ADDR:00000008_08711808 POOL_EXTENTS:00000001
+000028 LAST_CELL:00000008_0862E750 NEXT_CELL:00000008_0862E6F0
+000040 Q_CONTROL_INFO:00000000 00000005 Q_FIRST_CELL:00000008_0862E6C0
+000050 POOL_NUM_GET_TOTAL:00000000 00000003
+000058 POOL_NUM_FREE:00000000 00000001 POOL_EXTENTS_ANCHOR:00000008_0862E6B0
+000068 POOL_INDEX_SAME_SIZE:01 POOL_INDEX_SIZE:02
+00006A POOL_NUM_SAME_SIZE:01 POOL_TRACE_TABLE:00000008_08846110
[2]Heap Pool Extent Mapping
EXTENT: 00000008_0862E6B0
+000000 EYE_CATCHER:EX64 NEXT_EXTENT:00000000_00000000
To display entire pool extent: IP LIST 000000080862E6B0 LEN(X'000000D0') ASID(X'0021')
000000080862E6C0: Free storage cell. To display: IP LIST 000000080862E6C0 LEN(X'00000030') ASID(X'0021')
[1]Verifying free chain for pool: 2...
No errors were found while processing free chain.
Summary of analysis for Pool 2:
Number of cells: Unused: 3 Free: 1 Allocated: 0 Total Used: 4
00000000 free cells were not accounted for.
No errors were found while processing this Pool.

Data for pool 3:
POOLDATA: 00000008_08733F00
+000000 POOL_INDEX:00000003 INPUT_CELL_SIZE:00000080
+000008 CELL_SIZE:00000090 INPUT_COUNT:00000004
+000010 CELL_POOL_SIZE:00000240 CELL_POOL_NUM:00000004
+000018 POOL_LATCH_ADDR:00000008_08711830 POOL_EXTENTS:00000002
+000028 LAST_CELL:00000008_0862E950 NEXT_CELL:00000008_0862E950
+000040 Q_CONTROL_INFO:00000000 00000010 Q_FIRST_CELL:00000008_0862E830
+000050 POOL_NUM_GET_TOTAL:00000000 0000000E
+000058 POOL_NUM_FREE:00000000 00000002 POOL_EXTENTS_ANCHOR:00000008_0862E790
+000068 POOL_INDEX_SAME_SIZE:01 POOL_INDEX_SIZE:03
+00006A POOL_NUM_SAME_SIZE:01 POOL_TRACE_TABLE:00000008_0888C140

```

Figure 194. Example formatted detailed heap pool report from LEDATA VERBEXIT (AMODE 64) (Part 1 of 5)

The following is part two of the example formatted detailed heap pool report from LEDATA VERBEXIT (AMODE 64).

```

[2]Heap Pool Extent Mapping
EXTENT: 00000008_0862E790
+000000 EYE_CATCHER:EX64 NEXT_EXTENT:00000008_0862E2F0
  To display entire pool extent: IP LIST 000000080862E790 LEN(X'00000250') ASID(X'0021')
  000000080862E7A0: Free storage cell. To display: IP LIST 000000080862E7A0 LEN(X'00000090') ASID(X'0021')
  000000080862E830: Free storage cell. To display: IP LIST 000000080862E830 LEN(X'00000090') ASID(X'0021')
  000000080862E8C0: Allocated storage cell. To display: IP LIST 000000080862E8C0 LEN(X'00000090') ASID(X'0021')
  000000080862E8D0: 00000008 0862D2D0 00000000 000005E8 00000000 0000000B 00000000 0000000B|.....K|.....Y.....|
EXTENT: 00000008_0862E2F0
+000000 EYE_CATCHER:EX64 NEXT_EXTENT:00000000_00000000
  To display entire pool extent: IP LIST 000000080862E2F0 LEN(X'00000250') ASID(X'0021')
  000000080862E300: Allocated storage cell. To display: IP LIST 000000080862E300 LEN(X'00000090') ASID(X'0021')
  000000080862E310: C3C4D3D3 00000000 00000000 00000000 C0000000 00000000 00000000 00000000|CDLL.....{.....|
  000000080862E390: Allocated storage cell. To display: IP LIST 000000080862E390 LEN(X'00000090') ASID(X'0021')
  000000080862E3A0: 00000000 00000000 00000008 08C65E90 20004000 00000000 00000000 00000000|.....F;.....|
  000000080862E420: Allocated storage cell. To display: IP LIST 000000080862E420 LEN(X'00000090') ASID(X'0021')
  000000080862E430: 00000000 00000000 00000008 08C65EA8 20004000 00000000 00000000 00000000|.....F;y.....|
  000000080862E4B0: Allocated storage cell. To display: IP LIST 000000080862E4B0 LEN(X'00000090') ASID(X'0021')
  000000080862E4C0: 00000000 00000000 00000008 00005968 20004000 00000000 00000000 00000000|.....|
[1]Verifying free chain for pool: 3...
  No errors were found while processing free chain.
  Summary of analysis for Pool 3:
    Number of cells: Unused:      1 Free:      2 Allocated:      5 Total Used:      8
    00000000 free cells were not accounted for.
  No errors were found while processing this Pool.

Data for pool 4:
POOLDATA: 00000008_08734000
+000000 POOL_INDEX:00000004 INPUT_CELL_SIZE:00000100
+000008 CELL_SIZE:00000110 INPUT_COUNT:00000004
+000010 CELL_POOL_SIZE:00000440 CELL_POOL_NUM:00000004
+000018 POOL_LATCH_ADDR:00000008_08711858 POOL_EXTENTS:00000001
+000028 LAST_CELL:00000008_0862ED30 NEXT_CELL:00000008_0862EC20
+000040 Q_CONTROL_INFO:00000000 0000000A Q_FIRST_CELL:00000008_0862EB10
+000050 POOL_NUM_GET_TOTAL:00000000 00000006
+000058 POOL_NUM_FREE:00000000 00000002 POOL_EXTENTS_ANCHOR:00000008_0862E9F0
+000068 POOL_INDEX_SAME_SIZE:01 POOL_INDEX_SIZE:04
+00006A POOL_NUM_SAME_SIZE:01 POOL_TRACE_TABLE:00000008_088D2170
[2]Heap Pool Extent Mapping
EXTENT: 00000008_0862E9F0
+000000 EYE_CATCHER:EX64 NEXT_EXTENT:00000000_00000000
  To display entire pool extent: IP LIST 000000080862E9F0 LEN(X'00000450') ASID(X'0021')
  000000080862EA00: Free storage cell. To display: IP LIST 000000080862EA00 LEN(X'00000110') ASID(X'0021')
  000000080862EB10: Free storage cell. To display: IP LIST 000000080862EB10 LEN(X'00000110') ASID(X'0021')
[1]Verifying free chain for pool: 4...
  No errors were found while processing free chain.
  Summary of analysis for Pool 4:
    Number of cells: Unused:      2 Free:      2 Allocated:      0 Total Used:      4
    00000000 free cells were not accounted for.
  No errors were found while processing this Pool.

Data for pool 5.1:
POOLDATA: 00000008_08734100
+000000 POOL_INDEX:00000005 INPUT_CELL_SIZE:00000400
+000008 CELL_SIZE:00000410 INPUT_COUNT:00000004
+000010 CELL_POOL_SIZE:00001040 CELL_POOL_NUM:00000004
+000018 POOL_LATCH_ADDR:00000008_08711880 POOL_EXTENTS:00000001
+000028 LAST_CELL:00000008_08606330 NEXT_CELL:00000008_08605B10
+000040 Q_CONTROL_INFO:00000000 00000000 Q_FIRST_CELL:00000000_00000000
+000050 POOL_NUM_GET_TOTAL:00000000 00000001
+000058 POOL_NUM_FREE:00000000 00000000 POOL_EXTENTS_ANCHOR:00000008_086056F0
+000068 POOL_INDEX_SAME_SIZE:01 POOL_INDEX_SIZE:05
+00006A POOL_NUM_SAME_SIZE:05 POOL_TRACE_TABLE:00000008_089181A0

```

Figure 195. Example formatted detailed heap pool report from LEDATA VERBEXIT (AMODE 64) (Part 2 of 5)

The following is part three of the example formatted detailed heap pool report from LEDATA VERBEXIT (AMODE 64).

```

[2]Heap Pool Extent Mapping
EXTENT: 00000008_086056F0
+000000 EYE_CATCHER:EX64 NEXT_EXTENT:00000000_00000000
To display entire pool extent: IP LIST 00000008086056F0 LEN(X'00001050') ASID(X'0021')
0000000808605700: Allocated storage cell. To display: IP LIST 0000000808605700 LEN(X'00000410') ASID(X'0021')
0000000808605710: 00000008 08606770 00000008 08606958 00000008 08606995 00000008 086069D2|.....-.....-..n......K|
Summary of analysis for Pool 5.1:
Number of cells: Unused:      3 Free:      0 Allocated:      1 Total Used:      4
00000000 free cells were not accounted for.
No errors were found while processing this Pool.

Data for pool 5.2:
POOLDATA: 00000008_08734200
+000000 POOL_INDEX:00000006 INPUT_CELL_SIZE:00000400
+000008 CELL_SIZE:00000410 INPUT_COUNT:00000004
+000010 CELL_POOL_SIZE:00001040 CELL_POOL_NUM:00000004
+000018 POOL_LATCH_ADDR:00000008_08711880 POOL_EXTENTS:00000001
+000028 LAST_CELL:00000008_0862FA90 NEXT_CELL:00000008_0862FA90
+000040 Q_CONTROL_INFO:00000000 0000000F Q_FIRST_CELL:00000008_0862F680
+000050 POOL_NUM_GET_TOTAL:00000000 00000009
+000058 POOL_NUM_FREE:00000000 00000003 POOL_EXTENTS_ANCHOR:00000008_0862EE50
+000068 POOL_INDEX_SAME_SIZE:02 POOL_INDEX_SIZE:05
+00006A POOL_NUM_SAME_SIZE:05 POOL_TRACE_TABLE:00000008_0895E1D0
[2]Heap Pool Extent Mapping
EXTENT: 00000008_0862EE50
+000000 EYE_CATCHER:EX64 NEXT_EXTENT:00000000_00000000
To display entire pool extent: IP LIST 000000080862EE50 LEN(X'00001050') ASID(X'0021')
000000080862EE60: Free storage cell. To display: IP LIST 000000080862EE60 LEN(X'00000410') ASID(X'0021')
000000080862F270: Free storage cell. To display: IP LIST 000000080862F270 LEN(X'00000410') ASID(X'0021')
000000080862F680: Free storage cell. To display: IP LIST 000000080862F680 LEN(X'00000410') ASID(X'0021')
[1]Verifying free chain for pool: 5.2...
Verifying free chain for pool: 5.2...
No errors were found while processing free chain.
Summary of analysis for Pool 5.2:
Number of cells: Unused:      1 Free:      3 Allocated:      0 Total Used:      4
00000000 free cells were not accounted for.
No errors were found while processing this Pool.

Data for pool 5.3:
POOLDATA: 00000008_08734300
+000000 POOL_INDEX:00000007 INPUT_CELL_SIZE:00000400
+000008 CELL_SIZE:00000410 INPUT_COUNT:00000004
+000010 CELL_POOL_SIZE:00001040 CELL_POOL_NUM:00000004
+000018 POOL_LATCH_ADDR:00000008_08711880 POOL_EXTENTS:00000000
+000028 LAST_CELL:00000000_00000000 NEXT_CELL:00000000_00000000
+000040 Q_CONTROL_INFO:00000000 00000000 Q_FIRST_CELL:00000000_00000000
+000050 POOL_NUM_GET_TOTAL:00000000 00000000
+000058 POOL_NUM_FREE:00000000 00000000 POOL_EXTENTS_ANCHOR:00000000_00000000
+000068 POOL_INDEX_SAME_SIZE:03 POOL_INDEX_SIZE:05
+00006A POOL_NUM_SAME_SIZE:05 POOL_TRACE_TABLE:00000008_089A4200
There are no extents for this pool.

Data for pool 5.4:
POOLDATA: 00000008_08734400
+000000 POOL_INDEX:00000008 INPUT_CELL_SIZE:00000400
+000008 CELL_SIZE:00000410 INPUT_COUNT:00000004
+000010 CELL_POOL_SIZE:00001040 CELL_POOL_NUM:00000004
+000018 POOL_LATCH_ADDR:00000008_08711880 POOL_EXTENTS:00000000
+000028 LAST_CELL:00000000_00000000 NEXT_CELL:00000000_00000000
+000040 Q_CONTROL_INFO:00000000 00000000 Q_FIRST_CELL:00000000_00000000
+000050 POOL_NUM_GET_TOTAL:00000000 00000000
+000058 POOL_NUM_FREE:00000000 00000000 POOL_EXTENTS_ANCHOR:00000000_00000000
+000068 POOL_INDEX_SAME_SIZE:04 POOL_INDEX_SIZE:05
+00006A POOL_NUM_SAME_SIZE:05 POOL_TRACE_TABLE:00000008_089EA230
There are no extents for this pool.

```

Figure 196. Example formatted detailed heap pool report from LEDATA VERBEXIT (AMODE 64) (Part 3 of 5)

The following is part four of the example formatted detailed heap pool report from LEDATA VERBEXIT (AMODE 64).

```

Data for pool 5.5:
POOLDATA: 00000008_08734500
+000000 POOL_INDEX:00000009 INPUT_CELL_SIZE:00000400
+000008 CELL_SIZE:00000410 INPUT_COUNT:00000004
+000010 CELL_POOL_SIZE:00001040 CELL_POOL_NUM:00000004
+000018 POOL_LATCH_ADDR:00000008_08711880 POOL_EXTENTS:00000000
+000028 LAST_CELL:00000000_00000000 NEXT_CELL:00000000_00000000
+000040 Q_CONTROL_INFO:00000000 00000000 Q_FIRST_CELL:00000000_00000000
+000050 POOL_NUM_GET_TOTAL:00000000 00000000
+000058 POOL_NUM_FREE:00000000 00000000 POOL_EXTENTS_ANCHOR:00000000_00000000
+000068 POOL_INDEX_SAME_SIZE:05 POOL_INDEX_SIZE:05
+00006A POOL_NUM_SAME_SIZE:05 POOL_TRACE_TABLE:00000008_08A30260
There are no extents for this pool.

Data for pool 6:
POOLDATA: 00000008_08734600
+000000 POOL_INDEX:0000000A INPUT_CELL_SIZE:00000800
+000008 CELL_SIZE:00000810 INPUT_COUNT:00000004
+000010 CELL_POOL_SIZE:00002040 CELL_POOL_NUM:00000004
+000018 POOL_LATCH_ADDR:00000008_087118A8 POOL_EXTENTS:00000001
+000028 LAST_CELL:00000008_0862DAD0 NEXT_CELL:00000008_0862DAD0
+000040 Q_CONTROL_INFO:00000000 0000000B Q_FIRST_CELL:00000008_0862CAB0
+000050 POOL_NUM_GET_TOTAL:00000000 00000008
+000058 POOL_NUM_FREE:00000000 00000001 POOL_EXTENTS_ANCHOR:00000008_0862C290
+000068 POOL_INDEX_SAME_SIZE:01 POOL_INDEX_SIZE:06
+00006A POOL_NUM_SAME_SIZE:01 POOL_TRACE_TABLE:00000008_08A76290
[2]Heap Pool Extent Mapping
EXTENT: 00000008_0862C290
+000000 EYE_CATCHER:EX64 NEXT_EXTENT:00000000_00000000
To display entire pool extent: IP LIST 000000080862C290 LEN(X'00002050') ASID(X'0021')
000000080862C2A0: Allocated storage cell. To display: IP LIST 000000080862C2A0 LEN(X'00000810') ASID(X'0021')
000000080862C2B0: 00000000 00000000 00000000 00000000 00000000 00000000 00000000 00000000|.....
000000080862CAB0: Free storage cell. To display: IP LIST 000000080862CAB0 LEN(X'00000810') ASID(X'0021')
000000080862D2C0: Allocated storage cell. To display: IP LIST 000000080862D2C0 LEN(X'00000810') ASID(X'0021')
000000080862D2D0: 00000008 082FA5A8 00000000 00000000 00000008 082FAE20 00000000 00000008|.....vy.....
[1]Verifying free chain for pool: 6...
No errors were found while processing free chain.
Summary of analysis for Pool 6:
Number of cells: Unused: 1 Free: 1 Allocated: 2 Total Used: 4
00000000 free cells were not accounted for.
No errors were found while processing this Pool.

Data for pool 7:
POOLDATA: 00000008_08734700
+000000 POOL_INDEX:0000000B INPUT_CELL_SIZE:00000C00
+000008 CELL_SIZE:00000C10 INPUT_COUNT:00000032
+000010 CELL_POOL_SIZE:00025B20 CELL_POOL_NUM:00000032
+000018 POOL_LATCH_ADDR:00000008_087118D0 POOL_EXTENTS:00000001
+000028 LAST_CELL:00000008_0862B670 NEXT_CELL:00000008_08607F80
+000040 Q_CONTROL_INFO:00000000 00000000 Q_FIRST_CELL:00000000_00000000
+000050 POOL_NUM_GET_TOTAL:00000000 00000002
+000058 POOL_NUM_FREE:00000000 00000000 POOL_EXTENTS_ANCHOR:00000008_08606750
+000068 POOL_INDEX_SAME_SIZE:01 POOL_INDEX_SIZE:07
+00006A POOL_NUM_SAME_SIZE:01 POOL_TRACE_TABLE:00000008_08ABC2C0
[2]Heap Pool Extent Mapping
EXTENT: 00000008_08606750
+000000 EYE_CATCHER:EX64 NEXT_EXTENT:00000000_00000000
To display entire pool extent: IP LIST 0000000808606750 LEN(X'00025B30') ASID(X'0021')
0000000808606760: Allocated storage cell. To display: IP LIST 0000000808606760 LEN(X'00000C10') ASID(X'0021')
0000000808606770: 00000000 00000000 00000000 00000000 00000000 00000000 00000000 00000000|.....
00000008086067370: Allocated storage cell. To display: IP LIST 00000008086067370 LEN(X'00000C10') ASID(X'0021')
00000008086067380: 00000000 00000000 00000008 08C65DD8 60004000 00000000 00000000 00000000|.....(F)Q-.
Summary of analysis for Pool 7:
Number of cells: Unused: 48 Free: 0 Allocated: 2 Total Used: 50
00000000 free cells were not accounted for.
No errors were found while processing this Pool.

Data for pool 8:
POOLDATA: 00000008_08734800
+000000 POOL_INDEX:0000000C INPUT_CELL_SIZE:00001000
+000008 CELL_SIZE:00001010 INPUT_COUNT:00000032
+000010 CELL_POOL_SIZE:00032320 CELL_POOL_NUM:00000032
+000018 POOL_LATCH_ADDR:00000008_087118F8 POOL_EXTENTS:00000000

```

Figure 197. Example formatted detailed heap pool report from LEDATA VERBEXIT (AMODE 64) (Part 4 of 5)

The following is part five of the example formatted detailed heap pool report from LEDATA VERBEXIT (AMODE 64).

```

+000028 LAST_CELL:00000000_00000000 NEXT_CELL:00000000_00000000
+000040 Q_CONTROL_INFO:00000000 00000000 Q_FIRST_CELL:00000000_00000000
+000050 POOL_NUM_GET_TOTAL:00000000 00000000
+000058 POOL_NUM_FREE:00000000 00000000 POOL_EXTENTS_ANCHOR:00000000_00000000
+000068 POOL_INDEX_SAME_SIZE:01 POOL_INDEX_SIZE:08
+00006A POOL_NUM_SAME_SIZE:01 POOL_TRACE_TABLE:00000008_08B022F0
There are no extents for this pool.

Data for pool 9:
POOLDATA: 00000008_08734900
+000000 POOL_INDEX:0000000D INPUT_CELL_SIZE:00002000
+000008 CELL_SIZE:00002010 INPUT_COUNT:00000019
+000010 CELL_POOL_SIZE:00032190 CELL_POOL_NUM:00000019
+000018 POOL_LATCH_ADDR:00000008_08711920 POOL_EXTENTS:00000000
+000028 LAST_CELL:00000000_00000000 NEXT_CELL:00000000_00000000
+000040 Q_CONTROL_INFO:00000000 00000000 Q_FIRST_CELL:00000000_00000000
+000050 POOL_NUM_GET_TOTAL:00000000 00000000
+000058 POOL_NUM_FREE:00000000 00000000 POOL_EXTENTS_ANCHOR:00000000_00000000
+000068 POOL_INDEX_SAME_SIZE:01 POOL_INDEX_SIZE:09
+00006A POOL_NUM_SAME_SIZE:01 POOL_TRACE_TABLE:00000008_08B48320
There are no extents for this pool.

Data for pool 10:
POOLDATA: 00000008_08734A00
+000000 POOL_INDEX:0000000E INPUT_CELL_SIZE:00004000
+000008 CELL_SIZE:00004010 INPUT_COUNT:0000000A
+000010 CELL_POOL_SIZE:000280A0 CELL_POOL_NUM:0000000A
+000018 POOL_LATCH_ADDR:00000008_08711948 POOL_EXTENTS:00000000
+000028 LAST_CELL:00000000_00000000 NEXT_CELL:00000000_00000000
+000040 Q_CONTROL_INFO:00000000 00000000 Q_FIRST_CELL:00000000_00000000
+000050 POOL_NUM_GET_TOTAL:00000000 00000000
+000058 POOL_NUM_FREE:00000000 00000000 POOL_EXTENTS_ANCHOR:00000000_00000000
+000068 POOL_INDEX_SAME_SIZE:01 POOL_INDEX_SIZE:0A
+00006A POOL_NUM_SAME_SIZE:01 POOL_TRACE_TABLE:00000008_08B8E350
There are no extents for this pool.

Data for pool 11:
POOLDATA: 00000008_08734B00
+000000 POOL_INDEX:0000000F INPUT_CELL_SIZE:00008000
+000008 CELL_SIZE:00008010 INPUT_COUNT:00000005
+000010 CELL_POOL_SIZE:00028050 CELL_POOL_NUM:00000005
+000018 POOL_LATCH_ADDR:00000008_08711970 POOL_EXTENTS:00000000
+000028 LAST_CELL:00000000_00000000 NEXT_CELL:00000000_00000000
+000040 Q_CONTROL_INFO:00000000 00000000 Q_FIRST_CELL:00000000_00000000
+000050 POOL_NUM_GET_TOTAL:00000000 00000000
+000058 POOL_NUM_FREE:00000000 00000000 POOL_EXTENTS_ANCHOR:00000000_00000000
+000068 POOL_INDEX_SAME_SIZE:01 POOL_INDEX_SIZE:0B
+00006A POOL_NUM_SAME_SIZE:01 POOL_TRACE_TABLE:00000008_08BD4380
There are no extents for this pool.

Data for pool 12:
POOLDATA: 00000008_08734C00
+000000 POOL_INDEX:00000010 INPUT_CELL_SIZE:00010000
+000008 CELL_SIZE:00010010 INPUT_COUNT:00000005
+000010 CELL_POOL_SIZE:00050050 CELL_POOL_NUM:00000005
+000018 POOL_LATCH_ADDR:00000008_08711998 POOL_EXTENTS:00000000
+000028 LAST_CELL:00000000_00000000 NEXT_CELL:00000000_00000000
+000040 Q_CONTROL_INFO:00000000 00000000 Q_FIRST_CELL:00000000_00000000
+000050 POOL_NUM_GET_TOTAL:00000000 00000000
+000058 POOL_NUM_FREE:00000000 00000000 POOL_EXTENTS_ANCHOR:00000000_00000000
+000068 POOL_INDEX_SAME_SIZE:01 POOL_INDEX_SIZE:0C
+00006A POOL_NUM_SAME_SIZE:01 POOL_TRACE_TABLE:00000008_08C1A3B0
There are no extents for this pool.

```

Figure 198. Example formatted detailed heap pool report from LEDATA VERBEXIT (AMODE 64) (Part 5 of 5)

Heap pool report sections of the LEDATA output

As Table 57 on page 393 shows, the heap pool report provides information about the following items:

- Each cell pool.
- The free chain associated with every qpcb pool data area, and all the free and allocated cells in the extent chain.
- Errors found when the cells are validated.

Table 57. Contents of the heap pool report sections of the LEDATA output (AMODE 64)

Section Number and Heading	Contents
[1] Free Chain Validation	Within each cell pool, Language Environment keeps track of unallocated cells by chaining them together. The LEDATA HEAP option validates the free chain within each cell pool. It verifies that the cell pointer is within a valid extent and that the cell pool number is valid. If the formatter finds a problem, it will place an error message describing the problem directly after the formatted line of the cell that failed validation.

Table 57. Contents of the heap pool report sections of the LEDATA output (AMODE 64) (continued)

Section Number and Heading	Contents
[2] Heap Pool Extent Mapping Report	The LEDATA HEAP option produces a report that lists all of the cells within each pool extent, and identifies the cells as either allocated or freed. For each allocated cell, the contents of the first X'20' bytes of the area are displayed to identify the reason for the storage allocation. The formatter validates if the cell pool number in header is correct.

Understanding the heap pools trace LEDATA output

The Language Environment IPCS VERBEXIT LEDATA generates a detailed heap pools trace report when the HPT option is used (see Figure 199 on page 394. The argument *value* is the ID of the pool to be formatted in the report. Table 58 on page 398 explains the contents of each section of the report.

HPT(3) ***** 64 BIT LANGUAGE ENVIRONMENT DATA ***** Language Environment Product 04 V01 R0A.00		
[1] HEAPP00LS64 Trace Table		
[2] POOLID: 3 ASID: 001F AVAILABLE ENTRIES: 12 OF 12		
[3] Timestamp: 2008/03/14 18:20:40.239878		
Type: FREE Cell Address: 00000001086588E0 CpuId: 01 Tcb: 008D7820		
[4]	CALL NAME	CALL ADDRESS CALL OFFSET
	GetStorage::~GetStorage()	0000000025B001B0 00000056
	foo8()	0000000025B00348 0000006A
	foo7()	0000000025B003D8 00000010
	foo6()	0000000025B00410 00000010
	foo5()	0000000025B00448 00000010
	foo4()	0000000025B00480 00000010
	foo3()	0000000025B004B8 00000010
	foo2()	0000000025B004F0 00000010
	foo1()	0000000025B00528 00000010
	thread	0000000025B005C8 00000000
Timestamp: 2008/03/14 18:20:40.239875		
Type: FREE Cell Address: 0000000108658970 CpuId: 01 Tcb: 008D7820		
	CALL NAME	CALL ADDRESS CALL OFFSET
	GetStorage::~GetStorage()	0000000025B001B0 00000056
	foo9()	0000000025B00260 0000006E
	foo8()	0000000025B00348 00000046
	foo7()	0000000025B003D8 00000010
	foo6()	0000000025B00410 00000010
	foo5()	0000000025B00448 00000010
	foo4()	0000000025B00480 00000010
	foo3()	0000000025B004B8 00000010
	foo2()	0000000025B004F0 00000010
	foo1()	0000000025B00528 00000000

Figure 199. Example of formatted detailed heap pools trace report from LEDATA VERBEXIT (AMODE 64) (Part 1 of 5)

The following is part two of the example of formatted detailed heap pools trace report from LEDATA VERBEXIT (AMODE 64).

```

Timestamp: 2008/03/14      18:20:40.239873
Type: GET   Cell Address: 0000000108658970   CpuId: 01   Tcb: 008D7820
CALL NAME   CALL ADDRESS   CALL OFFSET
GetStorage::GetStorage(int)  0000000025B00118  00000058
foo9()      0000000025B00260  0000003A
foo8()      0000000025B00348  00000046
foo7()      0000000025B003D8  00000010
foo6()      0000000025B00410  00000010
foo5()      0000000025B00448  00000010
foo4()      0000000025B00480  00000010
foo3()      0000000025B004B8  00000010
foo2()      0000000025B004F0  00000010
foo1()      0000000025B00528  00000000

Timestamp: 2008/03/14      18:20:40.239870
Type: GET   Cell Address: 00000001086588E0   CpuId: 01   Tcb: 008D7820
CALL NAME   CALL ADDRESS   CALL OFFSET
GetStorage::GetStorage(int)  0000000025B00118  00000058
foo8()      0000000025B00348  00000036
foo7()      0000000025B003D8  00000010
foo6()      0000000025B00410  00000010
foo5()      0000000025B00448  00000010
foo4()      0000000025B00480  00000010
foo3()      0000000025B004B8  00000010
foo2()      0000000025B004F0  00000010
foo1()      0000000025B00528  00000010
thread      0000000025B005C8  00000000

Timestamp: 2008/03/14      18:20:40.238024
Type: FREE  Cell Address: 00000001086588E0   CpuId: 01   Tcb: 008D7AD0
CALL NAME   CALL ADDRESS   CALL OFFSET
GetStorage::~GetStorage()   0000000025B001B0  00000056
foo8()      0000000025B00348  0000006A
foo7()      0000000025B003D8  00000010
foo6()      0000000025B00410  00000010
foo5()      0000000025B00448  00000010
foo4()      0000000025B00480  00000010
foo3()      0000000025B004B8  00000010
foo2()      0000000025B004F0  00000010
foo1()      0000000025B00528  00000010
thread      0000000025B005C8  00000000

Timestamp: 2008/03/14      18:20:40.238021
Type: FREE  Cell Address: 0000000108658970   CpuId: 01   Tcb: 008D7AD0
CALL NAME   CALL ADDRESS   CALL OFFSET
GetStorage::~GetStorage()   0000000025B001B0  00000056
foo9()      0000000025B00260  0000006E
foo8()      0000000025B00348  00000046
foo7()      0000000025B003D8  00000010
foo6()      0000000025B00410  00000010
foo5()      0000000025B00448  00000010
foo4()      0000000025B00480  00000010
foo3()      0000000025B004B8  00000010
foo2()      0000000025B004F0  00000010
foo1()      0000000025B00528  00000000

Timestamp: 2008/03/14      18:20:40.238016
Type: GET   Cell Address: 0000000108658970   CpuId: 01   Tcb: 008D7AD0
CALL NAME   CALL ADDRESS   CALL OFFSET
GetStorage::GetStorage(int)  0000000025B00118  00000058
foo9()      0000000025B00260  0000003A
foo8()      0000000025B00348  00000046
foo7()      0000000025B003D8  00000010
foo6()      0000000025B00410  00000010
foo5()      0000000025B00448  00000010
foo4()      0000000025B00480  00000010
foo3()      0000000025B004B8  00000010
foo2()      0000000025B004F0  00000010
foo1()      0000000025B00528  00000000

```

Figure 200. Example of formatted detailed heap pools trace report from LEDATA VERBEXIT (AMODE 64) (Part 2 of 5)

The following is part three of the example of formatted detailed heap pools trace report from LEDATA VERBEXIT (AMODE 64).

```

Timestamp: 2008/03/14      18:20:40.238013
Type: GET   Cell Address: 00000001086588E0   CpuId: 01   Tcb: 008D7AD0
CALL NAME   CALL ADDRESS   CALL OFFSET
GetStorage::GetStorage(int) 0000000025B00118 00000058
foo8()      0000000025B00348 00000036
foo7()      0000000025B003D8 00000010
foo6()      0000000025B00410 00000010
foo5()      0000000025B00448 00000010
foo4()      0000000025B00480 00000010
foo3()      0000000025B004B8 00000010
foo2()      0000000025B004F0 00000010
foo1()      0000000025B00528 00000010
thread      0000000025B005C8 00000000

Timestamp: 2008/03/14      18:20:40.158670
Type: GET   Cell Address: 0000000108658850   CpuId: 01   Tcb: 008FF038
CALL NAME   CALL ADDRESS   CALL OFFSET
CEEOPMI     0000000025D95900 000000C8
CEEOPC      0000000025D588C0 00001672
pthread_create 0000000025D6F7E8 00000628
main        0000000025B00640 000000AE
CELQINIT    0000000025B04010 00000000

Timestamp: 2008/03/14      18:20:40.140382
Type: GET   Cell Address: 00000001086587C0   CpuId: 01   Tcb: 008FF038
CALL NAME   CALL ADDRESS   CALL OFFSET
CEEOPMI     0000000025D95900 000000C8
pthread_mutex_init 000000002604E6E0 0000005C
pthread_create 0000000025D6F7E8 0000033A
main        0000000025B00640 000000AE
CELQINIT    0000000025B04010 00000000

Timestamp: 2008/03/14      18:20:40.140373
Type: GET   Cell Address: 0000000108658730   CpuId: 01   Tcb: 008FF038
CALL NAME   CALL ADDRESS   CALL OFFSET
CEEOPMI     0000000025D95900 000000C8
pthread_mutex_init 000000002604E6E0 0000005C
pthread_create 0000000025D6F7E8 000002A2
main        0000000025B00640 000000AE
CELQINIT    0000000025B04010 00000000

Timestamp: 2008/03/14      18:20:40.023500
Type: GET   Cell Address: 00000001086586A0   CpuId: 01   Tcb: 008FF038
CALL NAME   CALL ADDRESS   CALL OFFSET
dllinit     0000000025B767B8 00000090
CEEZIDT     0000000025CE0738 000000AD
CELQINMN    0000000025CEA830 00000F52
CELQINIT    0000000025B04010 00000000

HEAPP00LS Trace Table

POOLID: 3  ASID: 001F  AVAILABLE ENTRIES: 8 OF 8

Timestamp: 2008/03/14      18:20:40.239877
Type: FREE  Cell Address: 000000002635E058   CpuId: 01   Tcb: 008D7820
CALL NAME   CALL ADDRESS   CALL OFFSET
GetStorage::~GetStorage() 0000000025B001B0 0000003A
foo8()      0000000025B00348 0000006A
foo7()      0000000025B003D8 00000010
foo6()      0000000025B00410 00000010
foo5()      0000000025B00448 00000010
foo4()      0000000025B00480 00000010
foo3()      0000000025B004B8 00000010
foo2()      0000000025B004F0 00000010
foo1()      0000000025B00528 00000010
thread      0000000025B005C8 00000000

```

Figure 201. Example of formatted detailed heap pools trace report from LEDATA VERBEXIT (AMODE 64) (Part 3 of 5)

The following is part four of the example of formatted detailed heap pools trace report from LEDATA VERBEXIT (AMODE 64).


```

Timestamp: 2008/03/14      18:20:40.239874
Type: FREE   Cell Address: 000000002635E0E0   CpuId: 01   Tcb: 008D7820
CALL NAME    CALL ADDRESS    CALL OFFSET
GetStorage::~GetStorage()    0000000025B001B0    0000003A
foo9()        0000000025B00260    0000006E
foo8()        0000000025B00348    00000046
foo7()        0000000025B003D8    00000010
foo6()        0000000025B00410    00000010
foo5()        0000000025B00448    00000010
foo4()        0000000025B00480    00000010
foo3()        0000000025B004B8    00000010
foo2()        0000000025B004F0    00000010
foo1()        0000000025B00528    00000000

Timestamp: 2008/03/14      18:20:40.239872
Type: GET    Cell Address: 000000002635E0E0   CpuId: 01   Tcb: 008D7820
CALL NAME    CALL ADDRESS    CALL OFFSET
GetStorage::GetStorage(int)  0000000025B00118    0000002E
foo9()        0000000025B00260    0000003A
foo8()        0000000025B00348    00000046
foo7()        0000000025B003D8    00000010
foo6()        0000000025B00410    00000010
foo5()        0000000025B00448    00000010
foo4()        0000000025B00480    00000010
foo3()        0000000025B004B8    00000010
foo2()        0000000025B004F0    00000010
foo1()        0000000025B00528    00000000

Timestamp: 2008/03/14      18:20:40.239869
Type: GET    Cell Address: 000000002635E058   CpuId: 01   Tcb: 008D7820
CALL NAME    CALL ADDRESS    CALL OFFSET
GetStorage::GetStorage(int)  0000000025B00118    0000002E
foo8()        0000000025B00348    00000036
foo7()        0000000025B003D8    00000010
foo6()        0000000025B00410    00000010
foo5()        0000000025B00448    00000010
foo4()        0000000025B00480    00000010
foo3()        0000000025B004B8    00000010
foo2()        0000000025B004F0    00000010
foo1()        0000000025B00528    00000010
thread        0000000025B005C8    00000000

Timestamp: 2008/03/14      18:20:40.238023
Type: FREE   Cell Address: 000000002635E058   CpuId: 01   Tcb: 008D7AD0
CALL NAME    CALL ADDRESS    CALL OFFSET
GetStorage::~GetStorage()    0000000025B001B0    0000003A
foo8()        0000000025B00348    0000006A
foo7()        0000000025B003D8    00000010
foo6()        0000000025B00410    00000010
foo5()        0000000025B00448    00000010
foo4()        0000000025B00480    00000010
foo3()        0000000025B004B8    00000010
foo2()        0000000025B004F0    00000010
foo1()        0000000025B00528    00000010
thread        0000000025B005C8    00000000

Timestamp: 2008/03/14      18:20:40.238018
Type: FREE   Cell Address: 000000002635E0E0   CpuId: 01   Tcb: 008D7AD0
CALL NAME    CALL ADDRESS    CALL OFFSET
GetStorage::~GetStorage()    0000000025B001B0    0000003A
foo9()        0000000025B00260    0000006E
foo8()        0000000025B00348    00000046
foo7()        0000000025B003D8    00000010
foo6()        0000000025B00410    00000010
foo5()        0000000025B00448    00000010
foo4()        0000000025B00480    00000010
foo3()        0000000025B004B8    00000010
foo2()        0000000025B004F0    00000010
foo1()        0000000025B00528    00000000

```

Figure 202. Example of formatted detailed heap pools trace report from LEDATA VERBEXIT (AMODE 64) (Part 4 of 5)

The following is part five of the example of formatted detailed heap pools trace report from LEDATA VERBEXIT (AMODE 64).

```

Timestamp: 2008/03/14      18:20:40.238015
Type: GET   Cell Address: 000000002635E0E0   Cpuid: 01   Tcb: 008D7AD0
CALL NAME   CALL ADDRESS   CALL OFFSET
GetStorage::GetStorage(int) 0000000025B00118 0000002E
foo9()        0000000025B00260 0000003A
foo8()        0000000025B00348 00000046
foo7()        0000000025B003D8 00000010
foo6()        0000000025B00410 00000010
foo5()        0000000025B00448 00000010
foo4()        0000000025B00480 00000010
foo3()        0000000025B004B8 00000010
foo2()        0000000025B004F0 00000010
foo1()        0000000025B00528 00000000

Timestamp: 2008/03/14      18:20:40.238005
Type: GET   Cell Address: 000000002635E058   Cpuid: 01   Tcb: 008D7AD0
CALL NAME   CALL ADDRESS   CALL OFFSET
GetStorage::GetStorage(int) 0000000025B00118 0000002E
foo8()        0000000025B00348 00000036
foo7()        0000000025B003D8 00000010
foo6()        0000000025B00410 00000010
foo5()        0000000025B00448 00000010
foo4()        0000000025B00480 00000010
foo3()        0000000025B004B8 00000010
foo2()        0000000025B004F0 00000010
foo1()        0000000025B00528 00000010
thread       0000000025B005C8 00000000
Exiting Language Environment Data

```

Figure 203. Example of formatted detailed heap pools trace report from LEDATA VERBEXIT (AMODE 64) (Part 5 of 5)

Table 58. Contents of a detailed heap pools trace report from LEDATA VERBEXIT (AMODE 64)

Section Number and Heading	Contents
[1] Trace Header	HEAPPOOLS64 trace header information.
[2] Pool Information	Includes the number of the pool (pool ID) that is currently being formatted, the ASID, the number of entries formatted, and the total number of entries taken. The trace wraps for each pool ID after a specific number of entries. The number of entries is controlled by the HEAPCHK runtime option.
[3] Timestamp	The time this trace entry was taken. The trace entries are formatted in reverse order (most recent trace entry first).
[4] Trace Table Entry contents	The individual trace entry, which contains: <ul style="list-style-type: none"> • The TYPE - GET or FREE. • The Cell within the pool being acted upon. • The CPU and TCB that requested or freed the cell. • A traceback at the time of the request. The number of entries in this traceback is limited by the HEAPCHK runtime option.

Understanding the C/C++-specific LEDATA output

The Language Environment IPCS VERBEXIT LEDATA generates formatted output of C/C++-specific control blocks from a system dump when the COMP(C), COMP(ALL), or ALL parameter is specified and C/C++ is active in the dump. [Figure 204 on page 399](#) illustrates the C/C++-specific output produced. The system dump being formatted was obtained by specifying the TERMTHDACT(UADUMP) runtime option when running the program CELQSAMP [Figure 162 on page 344](#). “C/C++-specific sections of the LEDATA output” [on page 408](#) describes the information contained in the formatted output. Ellipses are used to summarize some sections of the dump. For easy reference, the sections of the dump are numbered to correspond with the description of each section that follows.

```

*****
64 BIT CRTL ENVIRONMENT
DATA
*****

[1]      CGEN: 00000001_00007B18
+000310 CGENE:00000001_0000BAE0      CRENT:00000000_00000000
+000320 CPRMS:00000001_00005598      TRACE:00000001      CTHD:00000001_00008F08
+000338 CURR_FECB:00000001_0000B400  CGEN_CPCB:00000001_00008688
+000348 CGEN_CEDB:00000001_0000A620  CFLG3:00      CIO:00000001_000088D8

[2]      CGENE: 00000001_0000BAE0
+000000 CGENEYE:./      CGENESIZE:00C200C4      CGENEPTR:007C00C1_00C300C5
+0000D4 CERRNO:006000A3      TEMPLONG:00E000A6 00E200E3      AMRC:00E400E5_00E600E7
+000110 STDINFILE:00E800E9_00F200E3      STDOUTFILE:00E500D9_00E200E4
+000120 STDERRFILE:00F000F1_00F200F3      CTYPE:00F400F5_00F600F7
+000138 LC_CTYPE:00E000E8_00E900F1      LC_CHARMAP:08FC4E90_00000000
+00052C MIN_FLT:00000000 00000000 00000000 00000000
+00053C MAX_FLT:00000000 00000000 00000000 00000000
+00054C FLT_EPS:00000000      DBL_EPS:00000000 00000000
+00055C LDL_EPS:00000000 00000000 00000000 00000000 C7C5D5C5
+000574 IMSPCBLIST:0000C048_00000000      ADDRTRL:00000000_00000001
+000710 ABND_CODE:00000000      RSN_CODE:00000000

[3]      CEDB: 00000001_0000A620
+000000 EYE:CEDB      SIZE:00000C48      PTR:00000001_0000A620
+000010 CLLST:00000000_20C02DB8      CEELANG:0003      CASWITCH:0000
+000020 CLWA:00000001_0000C088      CALTLWA:00000000_00000000
+000030 CCADDR:00000000_20C000D8      CFLGS:00000080      CANCHOR:00000000_00000000
+000050 RPllen:00000000_00000000      ACBLEN:00000000_00000000
+000060 LC:00000001_0000B270      VALID_HIGH:00000000_20C53BF0
+000070 _LOW:00000000_20C53690      HEAD_FECB:00000000_00000000
+000080 ATEXT_CHAIN:00000000_00000000      EMPTY_CHAIN:00000001_0000A770
+000090 MAINPRMS:00000001_08FC5E70      STDINFILE:00000001_0000A2B8
+0000A0 STDOUTFILE:00000001_00009BE8      STDERRFILE:00000001_00009F50
+0000B0 CTYPE:00000000_21324876      TZDFTL:00000000 00003840
+0000C0 CINF0:00000001_0000B370      CMS_WRITE_DISK:4040
+0000CC _DISK_SET:00000000
+0000D0 MIN_FLT:00100000 00000000 00000000 00000000
+0000E0 MAX_FLT:7FFFFFFF FFFFFFFF 71FFFFFF FFFFFFFF
+0000F0 FLT_EPS:3C100000      DBL_EPS:34100000 00000000
+000100 LDL_EPS:26100000 00000000 18000000 00000000 FLAGS1:02080000
+000118 MTF_MAINTASK_BLK:00000000_00000000      MSG_SETTING:00
+000124 DEPTH:00000000      SCREEN_WIDTH:00000000      USERID:HEALY
+000138 HEAP24_ANCHOR:00000000_00000000      TCIC:00000000_00000000
+000148 TKCLI:00000000_00000000
+000150 ATEXT_FUNCS01:00000001 0000A798 00000000 00000000 00000000 00000000 00000000 00000000 00
+000178 ATEXT_FUNCS02:00000001 0000A7C0 00000000 00000000 00000000 00000000 00000000 00000000 00
+0001A0 ATEXT_FUNCS03:00000001 0000A7E8 00000000 00000000 00000000 00000000 00000000 00000000 00
+0001C8 ATEXT_FUNCS04:00000001 0000A810 00000000 00000000 00000000 00000000 00000000 00000000 00
+0001F0 ATEXT_FUNCS05:00000001 0000A838 00000000 00000000 00000000 00000000 00000000 00000000 00
+000218 ATEXT_FUNCS06:00000001 0000A860 00000000 00000000 00000000 00000000 00000000 00000000 00
+000240 ATEXT_FUNCS07:00000001 0000A888 00000000 00000000 00000000 00000000 00000000 00000000 00
+000268 ATEXT_FUNCS08:00000001 0000A8B0 00000000 00000000 00000000 00000000 00000000 00000000 00
+000290 ATEXT_FUNCS09:00000001 0000A8D8 00000000 00000000 00000000 00000000 00000000 00000000 00
+0002B8 ATEXT_FUNCS10:00000001 0000A900 00000000 00000000 00000000 00000000 00000000 00000000 00
+0002E0 ATEXT_FUNCS11:00000001 0000A928 00000000 00000000 00000000 00000000 00000000 00000000 00
+000308 ATEXT_FUNCS12:00000001 0000A950 00000000 00000000 00000000 00000000 00000000 00000000 00
+000330 ATEXT_FUNCS13:00000001 0000A978 00000000 00000000 00000000 00000000 00000000 00000000 00
+000358 ATEXT_FUNCS14:00000001 0000A9A0 00000000 00000000 00000000 00000000 00000000 00000000 00
+000380 ATEXT_FUNCS15:00000001 0000A9C8 00000000 00000000 00000000 00000000 00000000 00000000 00
+0003A8 ATEXT_FUNCS16:00000001 0000A9F0 00000000 00000000 00000000 00000000 00000000 00000000 00
+0003D0 ATEXT_FUNCS17:00000001 0000AA18 00000000 00000000 00000000 00000000 00000000 00000000 00
+0003F8 ATEXT_FUNCS18:00000001 0000AA40 00000000 00000000 00000000 00000000 00000000 00000000 00
+000420 ATEXT_FUNCS19:00000001 0000AA68 00000000 00000000 00000000 00000000 00000000 00000000 00
+000448 ATEXT_FUNCS20:00000001 0000AA90 00000000 00000000 00000000 00000000 00000000 00000000 00
+000470 ATEXT_FUNCS21:00000001 0000AAB8 00000000 00000000 00000000 00000000 00000000 00000000 00
+000498 ATEXT_FUNCS22:00000001 0000AAE0 00000000 00000000 00000000 00000000 00000000 00000000 00
+0004C0 ATEXT_FUNCS23:00000001 0000AB08 00000000 00000000 00000000 00000000 00000000 00000000 00
+0004E8 ATEXT_FUNCS24:00000001 0000AB30 00000000 00000000 00000000 00000000 00000000 00000000 00
+000510 ATEXT_FUNCS25:00000001 0000AB58 00000000 00000000 00000000 00000000 00000000 00000000 00
+000538 ATEXT_FUNCS26:00000001 0000AB80 00000000 00000000 00000000 00000000 00000000 00000000 00
+000560 ATEXT_FUNCS27:00000001 0000ABA8 00000000 00000000 00000000 00000000 00000000 00000000 00
+000588 ATEXT_FUNCS28:00000001 0000ABD0 00000000 00000000 00000000 00000000 00000000 00000000 00

```

Figure 204. Example of formatted C/C++ output from LEDATA VERBEXIT (AMODE 64) (Part 1 of 10)

The following is part two of the example of formatted C/C++ output from LEDATA VERBEXIT (AMODE 64)

```

+0005B0 ATEXIT_FUNC29:00000001 0000ABF8 00000000 00000000 00000000 00000000 00000000 00000000 00
+0005D8 ATEXIT_FUNC30:00000001 0000AC20 00000000 00000000 00000000 00000000 00000000 00000000 00
+000600 ATEXIT_FUNC31:00000001 0000AC48 00000000 00000000 00000000 00000000 00000000 00000000 00
+000628 ATEXIT_FUNC32:00000000 00000000 00000000 00000000 00000000 00000000 00000000 00000000 00
+000650 HEAD_FOREIGN_FECB:00000000_00000000
+000658 SNAP_DUMP_COUNT:00000000 ENVIRON:00000000_00000000
+000668 GETENV_BUF:00000000_00000000 _BUF_LEN:00000000 00000000
+000678 CDLL:00000001_08FEE770 INSPECT_GLOBALS:00000000_00000000
+000688 _JMP_BUFF:00000000_00000000 _BACK_END:00000000_00000000
+000698 _FLAGS:00000000 _TAB:00000000 00000000
+0006A8 INTOFFLIST:00000000_00000000 CGEN_CRENT:00000000_00000000
+0006B8 _CPRMS:00000001_00005598 _CEDCXV:00000000_00000000
+0006C8 _CEDCOV:00000000_00000000 _EPCBLIST:00000000_00000000
+0006D8 CAA_ADDR:00000001_00007B18 USERIDLENGTH:00000000 00000005
+0006F0 TZSHR:00000001 0000B520 00000001 0000B528
+000700 MAXUNGETCOUNT:0004 RWSTATIC:00000001_08300050
+000710 RWLEN:00000000 00000170 CSGDLLI:00000000_00000000
+000720 DLLISIZE:00000000 00000000 IOGET_ANY:00000000_2131EC80
+000730 _BELOW:00000000_2131EC70 IOFREE_ANY:00000000_2131EC60
+000740 _BELOW:00000000_2131EC50 CSGSTINIT:00000000_00000000
+000750 STINITSIZE:00000000 00000000 MTFMAINTASKBLK:00000000_00000000
+000760 SIGTABLE:00000001_0000B668 INIT_STDIN:00000001_0000A2B8
+000770 _STDOUT:00000001_00009BE8 _STDERR:00000001_00009F50
+000788 TABNUM:00000000 00000008 REDIR:00 AVAIL13:00000000_00000000
+0007A0 OPENMVS_FLAGS:00 MRPSTDR:00000000_2131EC10 MWPSTDR:00000000_2131EC00
+0007B8 MRPSTDC:00000000_00000000 MWPSTDC:00000000_00000000
+0007C8 QWRP1:00000000_00000000 QWRP3:00000000_00000000
+0007D8 STATIC_EDCOV:00000000_00000000 GETENV_BUF2:00000000_00000000
+0007E8 _BUF2_LEN:00000000 00000000 DLCLB_MUTEX:00000001_08FC7328
+0007F8 _CONDV:00000001_08FC7330 EDCOV:00000000_00000000
+000808 LCX:00000001_0000B520 MUTEX_ATTR:00000001_08FC7250
+000818 STOR_INIT_B:00001000 _INCR_B:00001000
+000820 STOR_INIT:00003000 _INCR:00002000 DEMANGLE:00000000_00000000
+000838 TEMPR15:00000000 00000000 TERMINATE:00000000_2131EC40
+000848 CXI_INV:00000000 00000000 D4_JOIN_MUTEX_ATTR:00000001_08FC7308
+000860 _MUTEX:00000001_08FC7310 _CONDV_ATTR:00000001_08FC7318
+000870 _CONDV:00000001_08FC7320 DLLANCHOR:00000000_00000000
+000880 DLLLAST:00000000_00000000 MEM24P:00000000_00000000
+000890 RTLMUTEX_ARRAYPTR:00000001_08FC7258 MSGCATLIST:00000000_00000000
+0008A0 SRCHP:00000000_00000000 ETOAP:00000000_00000000
+0008B0 ATOEP:00000000_00000000 NDMGMTMP:00000000_00000000
+0008C0 POPENP:00000000_00000000 RND48P:00000000_00000000
+0008D0 BRK_HEAPID:00000000_00000000 _START:00000000_00000000
+0008E0 _CURRENT:00000000_00000000 _END:00000000_00000000
+0008F8 RESTARTTABLE:00000000_00000000 SYSLOGP:00000000_00000000
+000908 LOGIN_NAME:..... PREV_UMASK_VAL:00000000
+000918 HFP_LDBL_LMS:00100000 00000000 00000000 00000000 7FFFFFFF FFFFFFFF 71FFFFFF FFFFFFFF 26
+000948 BFP_LDBL_LMS:00010000 00000000 00000000 00000000 7FFFFFFF FFFFFFFF FFFFFFFF FFFFFFFF 3F
+0009D8 HFP_DBL_LMS:00100000 00000000 00000000 7FFFFFFF FFFFFFFF 34100000 00000000
+0009F0 BFP_DBL_LMS:00100000 00000000 7FFFFFFF FFFFFFFF 3CB00000 00000000 7FF00000 00000000 FF
+000A38 HFP_MHDC:412B7E15 1628AED3 41171547 652B82FE 406F2DEC 549B9439 40B17217 F7D1CF7A 41
+000AA8 BFP_MHDC:4005BF0A 8B145769 3FF71547 652B82FE 3FDBC87B 1526E50E 3FE62E42 FEFA39EF 40
+000B18 HFP_FLT_LMS:00100000 7FFFFFFF 3C100000
+000B24 BFP_FLT_LMS:00800000 7F7FFFFF 34000000 7F800000 FF800000 7FA00000 FFA00000 7FC00000 FF
+000B48 HFP_FHDC:00000010 0006000E 001C0006 000F0020 FFC0FFC0 FFC0FFB2 FFB2FFB2 003F003F 00
+000B70 BFP_FHDC:00010002 00180035 00710006 000F0021 FF83FC03 C003FFDB FECDECB0 00800400 40
+000B98 ASCII_CCSDID:0333 EBCDIC_CCSDID:0417 LOGIN_NAME_A:.....
+000BA8 CINFO_A:00000001 0000BD88 LC_C:00000001_0000BC40
+000BB8 _A:00000001_0000BCA0 LCX_A:00000001_0000BE18
+000BC8 CORRESTABLE:00000000_214CFD58
+000BD0 TZSHR_A:00000001 0000BE18 00000001 0000BE20 CGENVEC3:00000000_00000000
+000BE8 CEDBVEC3:00000000_00000000 FORKQ_HEAD:00000000_00000000
+000BF8 FORKQ_TAIL:00000000_00000000 PTHREAD_YIELD1:0001D100
+000C04 PTHREAD_YIELD2:00002E80 ICONV_MODE:.. _TECH:.....
+000C12 _USERSET:..

[4] CTHD: 00000001 00008F08
+000000 CTHDEYE:CTHD SIZE:00000528
CTHDPTR:00000001_00008F08
+000010 STORPTR:00000000_00000000
TOKPTR:00000000_251DEF20
+000020
ASCTIME_RESULT:.....
+00003A SNAP_DUMP_FLAG:00 FP_MODE:C4 GMTIME_BKDN:00000001_00009638

```

Figure 205. Example of formatted C/C++ output from LEDATA VERBEXIT (AMODE 64) (Part 2 of 10)

The following is part three of the example of formatted C/C++ output from LEDATA VERBEXIT (AMODE 64)

```

+000048  TIMECALLED:00000000
DATECALLED:00000000
+000050  DTCALLED:00000000
LOC_CALLED:00000000
+000058  DOFMT0_DISCARDS:00000000 00000000
CERRNO:00000079
+000068  AMRC:00000000_25757278
AMRC2:00000000_25757380
+000078  GDATE:00000000_00000000
OPTARGV:00000000_00000000
+000088  OPTERRV:00000001
OPTINDV:00000001
+000090  OPTOPTV:00000000      OPTSIND:00000000
DLGHTV:00000000
+0000A0  TZONEV:00000000 00000000
GDTERRV:00000000
+0000B0  OPTARGP:00000001_00008F88
OPTERRP:00000001_00008F90
+0000C0  OPTINDP:00000001_00008F94
OPTOPTP:00000001_00008F98
+0000D0  DLGHTP:00000001_00008FA0
TZONEP:00000001_00008FA8
+0000E0  GDTERRP:00000001_00008FB0
RNDSTGP:00000000_00000000
+0000F0  LOCNAME:00000000_00000000
ENCRYPTP:00000000_00000000
+000100  CRYPTP:00000000_00000000      RND48P:00000000_00000000
+000110  L64AP:00000000_00000000      WCSTOKP:00000000_00000000
+000120  CUSERP:00000000_00000000      GPASSP:00000000_00000000
+000130  UTMXP:00000000_00000000      NDMGMT:00000000_00000000
+000140  RECOMP:00000000_00000000      STACKPTR:00000000_00000000
+000150  STACKSIZE:00000000_00000000      STACKFLAGS:40      MCVP:00000000
+000160  H_ERRNO:00000000      SD:FFFFFFFF      HOSTENT_DATA_P:00000000_00000000
+000170  HOSTENT_P:00000000_00000000      NETENT_DATA_P:00000000_00000000
+000180  NETENT_P:00000000_00000000      PROTOENT_DATA_P:00000000_00000000
+000190  PROTOENT_P:00000000_00000000      SERVENT_DATA_P:00000000_00000000
+0001A0  SERVENT_P:00000000_00000000      NTOA_BUF:.....
+0001C0  __LOC1V:00000000_00000000      __LOCSV:00000000_00000000
+0001D0  HERRNOP:00000001_00009068      __LOC1P:00000000_00000000
+0001E0  REXECP:00000000_00000000      CXXEXCEPTION:00000000_00000000
+0001F0  TEMPDCBE:00000000_2135A068      T_ERRNOV:00000000
+000200  T_ERRNOP:00000001_00009100      __LOC1P:00000000_00000000
+000210  __loc2p:00000000_00000000      __locsp:00000000_00000000
+000220  __loc1v:00000000_00000000      __loc2v:00000000_00000000
+000230  THD_STORAGE:00000000_00000000      CONTEXT_LINK:00000000_00000000
+000240  FLAG51:00000000      LABEL_VAR:00000001_00009768
+000250  ABND_CODE:00000000      RSN_CODE:00000000
+000258  STRFTIME_ERADTCALLED:00000000
+00025C  STRFTIME_ERADATECALLED:00000000
+000260  STRFTIME_ERATIMECALLED:00000000
+000264  STRFTIME_ERAYEARCALLED:00000000      MBRLN_STATE:0000
+00026A  MBRTOWC_STATE:0000      WCRTOB_STATE:0000
+00026E  MBSRTOWCS_STATE:0000      WCSRTOBMS_STATE:0000      MBLEN_STATE:0000
+000274  MBTOWC_STATE:0000      CURR_HEAP_ID:00000000      CURR_CAA:00000000_00000000
+000288  CURR_MOD_HANDLE:00000000_00000000      CURR_BMR:00000000_00000000
+000298  CU_LIST:00000000_00000000      CURR_STATUS:00
+0002A8  RAND_NEXT:00000000_00000001      STRErrorBUF:00000001_00008C90
+0002B8  TMPAREA:00000000_00000000      IOWORKAREA:00000000_2135A140
+0002C8  TEMPDCB:00000000_000070D0      TEMPJFCB:00000000_00007130
+0002D8  TEMPDCB:00000000_2135A0A0      NAMEBUF:00000000_00000000
+0002E8  ERRNO_JR:C25F0001      RET_STRUCT:00000000_00000000
+0002F8  BKDN_IS_LOCALTIME:00000000      SWPRINTF_SIZE:00008000
+000300  SWPRINTF_BUF:00000000_00000000      S99P:2135A048
+000310  MUTEXCTARRAY:00000001_000099C0
+000318  STRFTIME_ERANAMECALLED:00000000      DLL_LOADLEVEL:00000000
+000340  _CONSTLIST:00000000_00000000      FCB_MUTEX:00000000_00000000
+000350  HSPABHWA:00000000_00000000      MUTEX_SAVE:00000001_00009A78
+000368  INITIAL_CPU_TIME:40C065E0_00000000      FCB_MUTEX_OK:00000001
+000378  FCB_MUTEX_SAVE:00000000_00000000
+000380  ENTRY_ADDRTABLESIZE:00000000      ADDRESS:00000000
+000388  NUMBEROFNAMES:00000000      NAMES1:.....
+0003A5  NAMES2:.....
+0003BE  NAMES3:.....
+0003D7  NAMES4:.....
+0003F0  NAMES5:.....
+000409  NAMES6:.....

```

Figure 206. Example of formatted C/C++ output from LEDATA VERBEXIT (AMODE 64) (Part 3 of 10)

The following is part four of the example of formatted C/C++ output from LEDATA VERBEXIT (AMODE 64)

```

+000424 ENTRY_SITETABLESIZE:00000000      KIND:00
+00042C NUM_ADDRS:00000000
+000430 ADDRESSES:00000000 00000000 00000000 00000000 00000000 00000000
+000448 NAME:00000000 00000000 00000000 00000000 00000000 00000000
+000460 T_STRERRORBUF:00000001_00008DBC   CTHD_OURFDSET:00000000_00000000
+000470 IEEECHMAP:00000000_00000000   RETVAL_P:00000000_00000000
+000490 CTHD_SETENV_FB:.....   LIBASCIIWAP:00000000
+0004AC SETLOCALE_ACALLED:00   ASCIINAMEBUFL:0000
+0004B8 ASCIINAMEBUF:00000000 00000000   LOCNAME_A:00000000_00000000
+0004C8 EBCDICENTRY:00000001_08358B40   ASCIIENTRY:00000001_08358B58
+0004D8 CTHD_NASCIIWAP:00000000_00000000   CTHD_PROCRESP:00000000_00000000
+0004E8 CTHD_OPTN_P:00000000_00000000   CTHD_GAI_STRERROR_P:00000000_00000000
+0004F8 CTHD_CKPATHDD_PARMS:00000000   CTHD_HEXDEC_PTR:00000000
+000504 CTHD_DECHEX_PTR:00000000

[5]   CPCB: 00000001_00008688
+000000 CPCB_EYE:CPCB   CPCB_SIZE:000000C0   CPCB_PTR:00000000_00000000
+000010 FLAGS1:40000000   TTKNHDR:00000000_00000000   TTKN:00000000_00000000
+000024 FOOTPRINT:00000000_00000001   CODE370:0000A620_00000000
+000034 CIO:00000000_00000001   _Reuse:000088D8   _RSAbove:00000000_00000001
+00004C _RSAboveLen:00008688   _RSBelow:00000000_00000000
+00005C _RSBelowLen:00000000

[6]   CIO: 00000001_000088D8
+000000 EYE:CIO   SIZE:00000108   PTR:00000000_00000000   FLG1:01
+000011 FLG2:80   FLG3:00   FLG4:00   DUMMYF:00000001_000089E0
+000020 EDCZ24:00000000_00000000   FCBSTART:00000000_2135C0F8
+000030 DUMMYFCB:00000001_00008A08   MFCBSTART:00000001_19A00050
+000040 IOANYLIST:00000000_00000000   IOBELOWLIST:00000000_00000000
+000050 FCBDDLST:00000001_00009C08   PERRORBUF:00000001_000087A0
+000060 TMPCCOUNTER:00000000_00000000   TEMPME:00000000
+000070 PROMPTBUF:00000000_00000000   IO24:00000000_00007318
+000080 IOEXITS:00000000_000077D0   TERMINALCHAIN:00000000_00000000
+000090 VANCHOR:00000000_00000000   XTI:00000000_00000000
+0000A0 ENOWP24:00000000_2131F200   MAXNUMDESCRPS:00000000_00000000
+0000B0 DESCARRAY:00000000_00000000   TEMPFILENUM:00000000
+0000C8 CSS:00000000_00000000   DUMMY_NAME:.....
+0000D8 HOSTNAME_CACHE:00000000_00000000   HOSTADDR_CACHE:00000000_00000000
+0000E8 IO31:00000000_2131FC10
+0000F0 LAST_FD_CLOSE:00000000_00000000 00000000 00000000 00000000
+000100 IOGET64:00000000_2131EC30   IOFREE64:00000000_2131EC20

Exiting CRTL Environment Data

*****
64 BIT CRTL I/O CONTROL BLOCKS
*****

CIO: 00000001_000088D8
+000000 EYE:CIO   SIZE:00000108   PTR:00000000_00000000   FLG1:01
+000011 FLG2:80   FLG3:00   FLG4:00   DUMMYF:00000001_000089E0
+000020 EDCZ24:00000000_00000000   FCBSTART:00000000_2135C0F8
+000030 DUMMYFCB:00000001_00008A08   MFCBSTART:00000001_19A00050
+000040 IOANYLIST:00000000_00000000   IOBELOWLIST:00000000_00000000
+000050 FCBDDLST:00000001_00009C08   PERRORBUF:00000001_000087A0
+000060 TMPCCOUNTER:00000000_00000000   TEMPME:00000000
+000070 PROMPTBUF:00000000_00000000   IO24:00000000_00007318
+000080 IOEXITS:00000000_000077D0   TERMINALCHAIN:00000000_00000000
+000090 VANCHOR:00000000_00000000   XTI:00000000_00000000
+0000A0 ENOWP24:00000000_2131F200   MAXNUMDESCRPS:00000000_00000000
+0000B0 DESCARRAY:00000000_00000000   TEMPFILENUM:00000000
+0000C8 CSS:00000000_00000000   DUMMY_NAME:.....
+0000D8 HOSTNAME_CACHE:00000000_00000000   HOSTADDR_CACHE:00000000_00000000
+0000E8 IO31:00000000_2131FC10
+0000F0 LAST_FD_CLOSE:00000000_00000000 00000000 00000000 00000000
+000100 IOGET64:00000000_2131EC30   IOFREE64:00000000_2131EC20

[7]   FFIL: 00000000_2135C0D0
+000000 MARKER1:AFCB   __FP:00000000_2135C0F8
+000010 MARKER2:AFCBAFCB   FCBMUTEX:00000001_08371120
+000020 THREADID:2109B260 00000000

```

Figure 207. Example of formatted C/C++ output from LEDATA VERBEXIT (AMODE 64) (Part 4 of 10)

The following is part five of the example of formatted C/C++ output from LEDATA VERBEXIT (AMODE 64)

```

File name: memory.data
FCB: 00000000_2135C0F8
+000000 BUFPTR:00000001_19A003D5 COUNTIN:00000000 00000000
+000010 COUNTOUT:00000000 0000FFDB READFUNC:00000000_2131F210
+000020 WRITEFUNC:00000000_2131FC00 FLAGS1:1000 DEPTH:0000
+000030 NAME:00000000_2135C3F0 LENGTH:00000000 0000000B
+000040 BUFSIZE:00000000 00000048 MEMBER:..... NEXT:00000000_2135A6A0
+000058 PREV:00000000 00000000 PARENT:00000000_2135C0F8
+000068 CHILD:00000000 00000000 DDNAME:..... FD:FFFFFFFF
+00007D DEVTYPE:08 FCBTYP:0055 FSCE:00000000_2135C2E0
+000088 UNGETBUF:00000000_2135C2E0 REPOS:00000000_2131FBF0
+000098 GETPOS:00000000_2131FB80 CLOSE:00000000_2131FB70
+0000A8 FLUSH:00000000_2131FBE0 UTILITY:00000000_2131FB60
+0000B8 USERBUF:00000000 00000000 LRECL:00000000 00000400
+0000C8 BLKSIZE:00000000 00010000 REALBUFPTR:00000000 00000000
+0000D8 UNGETCOUNT:00000000 00000000 BUFSIZE:00000000 00010000
+0000E8 BUF:00000001_19A003B0 CURSOR:00000001_19A003B0
+0000F8 ENDOFDATA:00000000 00000000 SAVEDBUF:00000000 00000000
+000108 REALCOUNTIN:00000000 00000000
+000110 REALCOUNTOUT:00000000 00000000 POSMAJOR:00000000 00000000
+000120 SAVEMAJOR:00000000 00000000 POSMINOR:00000000 00000000
+000130 SAVEMINOR:00000000 00000000 STATE:0000 SAVESTATE:0000
+000140 EXITFTELL:00000000 00000000 EXITUNGETC:00000000_2131F780
+000150 DBCSTART:00000000 00000000 UTILITYAREA:00000000 00000000
+000160 INTERCEPT:00000000 00000000 FLAGS2:43020008 40001100
+000170 DBCSSTATE:0000 FCB_CPCB:00000001_00008688
+0001C0 LLPOSMajor:00000000 00000000
+0001D8 LLSAVEMajor:00000000 00000000
+0001D0 LLPOSMINOR:00000000 00000000
+0001D8 LLSAVEMINOR:00000000 00000000

MEMO: 00000000_2135C2E0
+000000 MEMO_EYE:MEMO MFCB:00000001_19A00050 NEBULA:00000001_19A00120
+000018 NEBINDEX:0001 CURRDS:00000000 00000000 READ:00000000_2131F210
+000030 WRITE:00000000_2131FC00 REPOS:00000000_2131FBF0
+000040 FLUSH:00000000_2131FBE0

FFIL: 00000000_2135A678
+000000 MARKER1:AFCB __FP:00000000_2135A6A0
+000010 MARKER2:AFCBAFCB FCBMUTEX:00000001_08371100
+000020 THREADID:2109B260 00000000

File name: myfile.data

FCB: 00000000_2135A6A0
+000000 BUFPTR:00000000_2135B0E3 COUNTIN:00000000 00000000
+000010 COUNTOUT:00000000 0000FE5 READFUNC:00000000_2131F210
+000020 WRITEFUNC:00000000_2131F7A0 FLAGS1:1000 DEPTH:0000
+000030 NAME:00000000_2135A998 LENGTH:00000000 0000000B
+000040 BUFSIZE:00000000 00000048 MEMBER:..... NEXT:00000001_0000A2D8
+000058 PREV:00000000_2135C0F8 PARENT:00000000_2135A6A0
+000068 CHILD:00000000 00000000 DDNAME:..... FD:00000000
+00007D DEVTYPE:09 FCBTYP:007C FSCE:00000000_2135A888
+000088 UNGETBUF:00000000_2135A888 REPOS:00000000_2131F870
+000098 GETPOS:00000000_2131F860 CLOSE:00000000_2131F840
+0000A8 FLUSH:00000000_2131F850 UTILITY:00000000_2131F800
+0000B8 USERBUF:00000000 00000000 LRECL:00000000 00000000
+0000C8 BLKSIZE:00000000 00000000 REALBUFPTR:00000000_2135B0C8
+0000D8 UNGETCOUNT:00000000 00000000 BUFSIZE:00000000 00010000
+0000E8 BUF:00000000_2135B0C8 CURSOR:00000000 00000000
+0000F8 ENDOFDATA:00000000 00000000 SAVEDBUF:00000000 00000000
+000108 REALCOUNTIN:00000000 00000000
+000110 REALCOUNTOUT:00000000 00000000 POSMAJOR:FFFFFFFF FFFFFFFF
+000120 SAVEMAJOR:00000000 00000000 POSMINOR:00000000 00000000
+000130 SAVEMINOR:00000000 00000000 STATE:0000 SAVESTATE:0000
+000140 EXITFTELL:00000000 00000000 EXITUNGETC:00000000_2131F780
+000150 DBCSTART:00000000 00000000 UTILITYAREA:00000000 00000000
+000160 INTERCEPT:00000000 00000000 FLAGS2:40120040 00001300
+000170 DBCSSTATE:0000 FCB_CPCB:00000001_00008688
+0001C0 LLPOSMajor:00000000 00000000
+0001D8 LLSAVEMajor:00000000 00000000
+0001D0 LLPOSMINOR:00000000 00000000
+0001D8 LLSAVEMINOR:00000000 00000000

```

Figure 208. Example of formatted C/C++ output from LEDATA VERBEXIT (AMODE 64) (Part 5 of 10)

The following is part six of the example of formatted C/C++ output from LEDATA VERBEXIT (AMODE 64)

```

HFSF: 00000000_2135A888
+000000 HFSF_EYE:HFSF READ:00000000_2131F210 WRITE:00000000_2131F7A0
+000018 REPOS:00000000_2131F870 GETPOS:00000000_2131F860
+000028 FLUSH:00000000_2131F850 READBUFLen:00000000_00000000
+000038 OPENFLAG:00000491 FLAG1:00000000 HFSF_ST_MODE:030001A4
+000048 HFSF_LAST_FSTAT:43281E34 A142E3FC

FFIL: 00000001_0000A2B0
+000000 MARKER1:AFCB __FP:00000001_0000A2D8
+000010 MARKER2:AFCBAFCB FCBMUTEX:00000001_08FC7290
+000020 THREADID:2109B260 00000000

File name: DD:SYSIN

FCB: 00000001_0000A2D8
+000000 BUFPTR:00000000_00000000 COUNTIN:00000000_00000000
+000010 COUNTOUT:00000000_00000000 READFUNC:00000000_2131FEC0
+000020 WRITEFUNC:00000000_2131F200 FLAGS1:8000 DEPTH:0000
+000030 NAME:00000001_0000A5D0 _LENGTH:00000000_0000000B
+000040 _BUFSIZE:00000000_00000048 MEMBER:..... NEXT:00000001_00009F70
+000058 PREV:00000000_2135A6A0 PARENT:00000001_0000A2D8
+000068 CHILD:00000000_00000000 DDNAME:SYSIN FD:FFFFFFFF
+00007D DEVTYPE:06 FCBTYP:0041 FSCE:00000001_0000A4C0
+000088 UNGETBUF:00000001_0000A4C0 REPOS:00000000_213206C0
+000098 GETPOS:00000000_2131FC60 CLOSE:00000000_2131FD80
+0000A8 FLUSH:00000000_2131FEB0 UTILITY:00000000_2131FEA0
+0000B8 USERBUF:00000000_00000000 LRECL:00000000_00000000
+0000C8 BLKSIZE:00000000_00001800 REALBUFPTR:00000000_00000000
+0000D8 UNGETCOUNT:00000000_00000000 BUFSIZE:00000000_00001801
+0000E8 BUF:00000000_00000000 CURSOR:00000000_00000000
+0000F8 ENDOFDATA:00000000_00000000 SAVEDBUF:00000000_00000000
+000108 REALCOUNTIN:00000000_00000000
+000110 REALCOUNTOUT:00000000_00000000 POSMAJOR:00000000
00000000
+000120 SAVEMAJOR:00000000_00000000 POSMINOR:00000000_00000000
+000130 SAVEMINOR:00000000_00000000 STATE:0000 SAVESTATE:0000
+000140 EXITFTELL:00000000_2131FC20 EXITUNGETC:00000000_00000000
+000150 DBCSTART:00000000_00000000 UTILITYAREA:00000000_00000000
+000160 INTERCEPT:00000000_00000000 FLAGS2:00110000_60088040
+000170 DBCSTATE:0000 FCB_CPCB:00000001_00008688
+0001C0 LLPOSMAJOR:00000000_00000000
+0001C8 LLSAVEMAJOR:00000000_00000000
+0001D0 LLPOSMINOR:00000000_00000000
+0001D8 LLSAVEMINOR:00000000_00000000

OSNS: 00000001_0000A4C0
+000000 OSNS_EYE:OSNS READ:00000000_2131FD70 WRITE:00000000_2131F200
+000018 REPOS:00000000_213206C0 GETPOS:00000000_2131FC60
+000028 CLOSE:00000000_2131FD80 FLUSH:00000000_2131FD50
+000038 UTILITY:00000000_2131FD40 EXITFTELL:00000000_2131FC20
+000048 EXITUNGETC:00000000_00000000 OSIOBLK:00000000_2135A5C8
+000058 NEWLINEPTR:00000000_00000000 RECLENGTH:00000000_00001800
+000068 FLAGS:01800000

OSIO: 00000000_2135A5C8
+000000 OSIO_EYE:OSIO DCBW:00000000 DCBRU:00007A00
+00000C JFCB:00007A68 CURRMBUF:00000000 MBUFCOUNT:00000001
+000018 READMAX:00000000 CURBLKNUM:FFFFFFFF
+000020 LASTBLKNUM:FFFFFFFF BLKSPERTRK:0000 OSIO_ACCESS_METHOD:02
+000027 OSIO_NOSEEK_TO_SEEK:00 FIRSTPOS:00000000
+00002C LASTPOS:00000000 NEWPOS:00000000 READFUNCNUM:00000003
+000038 WRITEFUNCNUM:00000004 FCB:00000001_0000A2D8 PARENT:2135A5C8
+00004C FLAGS1:90000000 DCBERU:2135A638 DCBEW:00000000
+000058 OSIO_VOLSEQ:0000 OSIO_NEWVOLSEQ:0000 OSIO_EXT:00000000
+000060 OSIO_HIGHVOL:0000 APPENDEDLASTVOLSEQ:0000
+000064 OSIO_JFCBX:00000000

DCB: 00000000_00007A00
+000000 DCBRELAD:2135A638 DCBFDAD:00000000_00000000
+000014 DCBBUFNO:05 DCBSRG1:40 DCBEODAD:000000 DCBRECFCM:C0
+000025 DCBEXLSA:0077D8 DCBDDNAM:.u..... DCBMACR1:CD
+000033 DCBMACR2:9A DCBSYNAD:000000 DCBBLKSI:1800 DCBNCP:00
+000052 DCBLRECL:0000

```

Figure 209. Example of formatted C/C++ output from LEDATA VERBEXIT (AMODE 64) (Part 6 of 10)

The following is part seven of the example of formatted C/C++ output from LEDATA VERBEXIT (AMODE 64)


```

DCBE: 00000000_2135A638
+000000 DCBEID:DCBE DCBELN:0038 RESERVED0:0000
+000008 DCBEDCB:00007A00 DCBERELA:00000000 DCBEFLG1:00
+000011 DCBEFLG2:88 DCBENSTR:0000 DCBEFLG3:80
+000024 DCBESIZE:00000000 DCBEEODA:20E0FE54
+00002C DCBESYNA:20E0FDD8 MULTSDN:00

JFCB: 00000000_00007A68
+000000 JFCBDSNM:NULLFILE
+00002C JFCBELNM: JFCBTSDM:00 JFCBDSDB:000000
+000046 JFCBVLSQ:0000 JFCBIND1:00 JFCBIND2:C1
+000058 JFCBUFN0:00 JFCDSRG1:00 JFCDSRG2:00
+000064 JFCRECFM:00 JFCBLKSI:0000 JFCRECL:0000 JFCNCP:00
+000075 JFCBNVOL:00 JFCBNVOLS:
+000094 JFCBEXTL:00 JFCBEXAD:000000 JFCFLGS1:00
+0000AE JFCBVLCT:01

FFIL: 00000001_00009F48
+000000 MARKER1:AFCB __FP:00000001_00009F70
+000010 MARKER2:AFCBAFCB FCBMUTEX:00000001_08FC7268
+000020 THREADID:2109B260 00000000

File name: DD:SYSOUT

FCB: 00000001_00009F70
+000000 BUFPTR:00000000_2135C45F COUNTIN:00000000 00000000
+000010 COUNTOUT:00000000 0000006A READFUNC:00000000_2131F210
+000020 WRITEFUNC:00000000_2131FDC0 FLAGS1:9000 DEPTH:0000
+000030 NAME:00000001_0000A268 LENGTH:00000000 0000000B
+000040 BUFSIZE:00000000 00000048 MEMBER:..... NEXT:00000001_00009C08
+000058 PREV:00000001_0000A2D8 PARENT:00000001_00009F70
+000068 CHILD:00000000_00000000 DDNAME:SYSOUT FD:FFFFFFFF
+00007D DEVTYP:02 FCBTYP:0043 FSCE:00000001_0000A158
+000088 UNGETBUF:00000001_0000A158 REPOS:00000000_213206C0
+000098 GETPOS:00000000_2131FC60 CLOSE:00000000_2131FDE0
+0000A8 FLUSH:00000000_2131FDB0 UTILITY:00000000_2131FDA0
+0000B8 USERBUF:00000000_00000000 LRECL:00000000 00000089
+0000C8 BLKSIZE:00000000 00000372 REALBUFPTR:00000000_00000000
+0000D8 UNGETCOUNT:00000000 00000000 BUFSIZE:00000000 0000008A
+0000E8 BUF:00000000_2135C440 CURSOR:00000000_2135C444
+0000F8 ENDOFDATA:00000000_00000000 SAVEDBUF:00000000_00000000
+000108 REALCOUNTIN:00000000 00000000
+000110 REALCOUNTOUT:00000000 00000000 POSMAJOR:00000000 00000000
+000120 SAVEMAJOR:00000000 00000000 POSMINOR:00000000 00000000
+000130 SAVEMINOR:00000000 00000000 STATE:0004 SAVESTATE:0000
+000140 EXITFTELL:00000000_2131FC20 EXITUNGETC:00000000_2131F780
+000150 DBCSTART:00000000_00000000 UTILITYAREA:00000000_00000000
+000160 INTERCEPT:00000000_00000000 FLAGS2:42228020 2A188040
+000170 DBCSSTATE:0000 FCB_CPCB:00000001_00008688
+0001C0 LLPOSMAJOR:00000000 00000000
+0001D8 LLSAVEMAJOR:00000000 00000000
+0001D0 LLPOSMINOR:00000000 00000000
+0001D8 LLSAVEMINOR:00000000 00000000

OSNS: 00000001_0000A158
+000000 OSNS_EYE:OSNS READ:00000000_2131F210 WRITE:00000000_2131FDC0
+000018 REPOS:00000000_213206C0 GETPOS:00000000_2131FC60
+000028 CLOSE:00000000_2131FDE0 FLUSH:00000000_2131FDB0
+000038 UTILITY:00000000_2131FDA0 EXITFTELL:00000000_2131FC20
+000048 EXITUNGETC:00000000_2131F780 OSIOBLK:00000000_2135A518
+000058 NEWLINEPTR:00000000_2135C4C9 RECLENGTH:00000000 00000085
+000068 FLAGS:84800000

```

Figure 210. Example of formatted C/C++ output from LEDATA VERBEXIT (AMODE 64) (Part 7 of 10)

The following is part eight of the example of formatted C/C++ output from LEDATA VERBEXIT (AMODE 64)

```

OSIO: 00000000_2135A518
+000000 OSIO_EYE:OSIO DCBW:000078E0 DCBRU:00000000
+00000C JFCB:00007948 CURRMBUF:00007B20 MBUFCOUNT:00000001
+000018 READMAX:00000001 CURBLKNUM:FFFFFFFF
+000020 LASTBLKNUM:FFFFFFFF BLKSPERTRK:0000 OSIO_ACCESS_METHOD:02
+000027 OSIO_NOSEEK_TO_SEEK:00 FIRSTPOS:00000000
+00002C LASTPOS:00000000 NEWPOS:00000000 READFUNCNUM:00000002
+000038 WRITEFUNCNUM:00000005 FCB:00000001_00009F70 PARENT:2135A518
+00004C FLAGS1:80000000 DCBERU:00000000 DCBEW:2135A588
+000058 OSIO_VOLSEQ:0000 OSIO_NEWVOLSEQ:0000 OSIO_EXT:00000000
+000060 OSIO_HIGHVOL:0000 APPENDEDLASTVOLSEQ:0000
+000064 OSIO_JFCBX:00000000

DCB: 00000000_000078E0
+000000 DCBRELAD:2135A588 DCBFDAD:00000000 00000002
+000014 DCBBUGNO:01 DCBSRG1:40 DCBEODAD:000000 DCBRECFCM:54
+000025 DCBEXLSA:0077D8 DCBDDNAM:...&... DCBMACR1:56
+000033 DCBMACR2:00 DCBSYNAD:000000 DCBBLKSI:0372 DCBNCP:21
+000052 DCBLRECL:007D

DCBE: 00000000_2135A588
+000000 DCBEID:DCBE DCBELEN:0038 RESERVED0:0000
+000008 DCBEDCB:000078E0 DCBERELA:00000000 DCBEFLG1:C0
+000011 DCBEFLG2:88 DCBENSTR:0000 DCBEFLG3:80
+000024 DCBESIZE:00000000 DCBEEODA:20E0FE54
+00002C DCBESYNA:20E0FDD8 MULTSDN:00

JFCB: 00000000_00007948
+000000 JFCBDSNM:HEALY.CELQSAMP.JOB24799.D0000104.?
+00002C JFCBELNM: JFCBTSDM:20 JFCBDSCB:000000
+000046 JFCBVLSQ:0000 JFCBIND1:00 JFCBIND2:81
+000058 JFCBUFNO:00 JFCDSRG1:00 JFCDSRG2:00
+000064 JFCRECFM:00 JFCBLKSI:0000 JFCLRECL:0000 JFCNCP:00
+000075 JFCBNVOL:00 JFCBNVOLS:
+000094 JFCBEXTL:00 JFCBEXAD:000000 JFCFLGS1:00
+0000AE JFCBVLCT:01

MBUF: 00000000_00007B20
+000000 NEXTMBUF:00007B20_ BUFFER:2135C440_ CHECKRESULT:00000000
+00000C BLKSIZE:0000007D
+000010 DECB:00000000 00000000 00000000 00000000 00000000 00000000 00000000 00000000

FFIL: 00000001_00009BE0
+000000 MARKER1:AFCB __FP:00000001_00009C08
+000010 MARKER2:AFCBAFCB FCBMUTEX:00000001_08FC7268
+000020 THREADID:2109B260 00000000

File name: DD:SYSPRINT

FCB: 00000001_00009C08
+000000 BUFPTR:00000000_2135A485 COUNTIN:00000000 00000000
+000010 COUNTOUT:00000000 00000084 READFUNC:00000000_2131F210
+000020 WRITEFUNC:00000000_2131FDC0 FLAGS1:9000 DEPTH:0000
+000030 NAME:00000001_00009F00 _LENGTH:00000000 0000000B
+000040 _BUFSIZE:00000000 00000048 MEMBER:..... NEXT:00000001_00008A08
+000058 PREV:00000001_00009F70 PARENT:00000001_00009C08
+000068 CHILD:00000000_00000000 DDNAME:SYSPRINT FD:FFFFFFFF
+00007D DEVTYPE:02 FCBTYP:0043 FSCE:00000001_00009DF0
+000088 UNGETBUF:00000001_00009DF0 REPOS:00000000_213206C0
+000098 GETPOS:00000000_2131FC60 CLOSE:00000000_2131FDE0
+0000A8 FLUSH:00000000_2131FDB0 UTILITY:00000000_2131FDA0
+0000B8 USERBUF:00000000_00000000 LRECL:00000000 00000089
+0000C8 BLKSIZE:00000000 00000372 REALBUFPTR:00000000_00000000
+0000D8 UNGETCOUNT:00000000 00000000 BUFSIZE:00000000 0000008A
+0000E8 BUF:00000000_2135A480 CURSOR:00000000_2135A484
+0000F8 ENDOFDATA:00000000 00000000 SAVEDBUF:00000000_00000000
+000108 REALCOUNTIN:00000000 00000000
+000110 REALCOUNTOUT:00000000 00000000 POSMAJOR:00000000 00000000
+000120 SAVEMAJOR:00000000 00000000 POSMINOR:00000000 00000000
+000130 SAVEMINOR:00000000 00000000 STATE:0002 SAVESTATE:0000
+000140 EXITFTELL:00000000_2131FC20 EXITUNGETC:00000000_2131F780
+000150 DBCSTART:00000000 00000000 UTILITYAREA:00000000 00000000
+000160 INTERCEPT:00000000_00000000 FLAGS2:43128020 2A188040
+000170 DBCSTATE:0000 FCB_CPCB:00000001_00008688

```

Figure 211. Example of formatted C/C++ output from LEDATA VERBEXIT (AMODE 64) (Part 8 of 10)

The following is part nine of the example of formatted C/C++ output from LEDATA VERBEXIT (AMODE 64)

```

+0001C0 LLPOSMAJOR:00000000 00000000
+0001C8 LLSAVERMAJOR:00000000 00000000
+0001D0 LLPOSMINOR:00000000 00000000
+0001D8 LLSAVERMINOR:00000000 00000000

OSNS: 00000001_00009DF0
+000000 OSNS_EYE:OSNS READ:00000000_2131F210 WRITE:00000000_2131FDC0
+000018 REPOS:00000000_213206C0 GETPOS:00000000_2131FC60
+000028 CLOSE:00000000_2131FDE0 FLUSH:00000000_2131FDB0
+000038 UTILITY:00000000_2131FDA0 EXITFTELL:00000000_2131FC20
+000048 EXITUNGETC:00000000_2131F780 OSIOBLK:00000000_2135A3D0
+000058 NEWLINEPTR:00000000_2135A509 RECLENGTH:00000000 00000085
+000068 FLAGS:84800000

OSIO: 00000000_2135A3D0
+000000 OSIO_EYE:OSIO DCBW:00007048 DCBRU:00000000
+00000C JFCB:000077F0 CURRMBUF:000078A8 MBUFCOUNT:00000001
+000018 READMAX:00000001 CURBLKNUM:FFFFFFFF
+000020 LASTBLKNUM:FFFFFFFF BLKSPERTRK:0000 OSIO_ACCESS_METHOD:02
+000027 OSIO_NOSEEK_TO_SEEK:00 FIRSTPOS:00000000
+00002C LASTPOS:00000000 NEWPOS:00000000 READFUNCNUM:00000002
+000038 WRITEFUNCNUM:00000005 FCB:00000001_00009C08 PARENT:2135A3D0
+00004C FLAGS1:80000000 DCBERU:00000000 DCBEW:2135A440
+000058 OSIO_VOLSEQ:0000 OSIO_NEWVOLSEQ:0000 OSIO_EXT:00000000
+000060 OSIO_HIGHVOL:0000 APPENDEDLASTVOLSEQ:0000
+000064 OSIO_JFCBX:00000000

DCB: 00000000_00007048
+000000 DCBRELAD:2135A440 DCBFDAD:00000000 0000000B
+000014 DCBBUFNO:01 DCBSRG1:40 DCBEODAD:000000 DCBRECFCM:54
+000025 DCBEXLSA:0077D8 DCBDDNAM: .@.&. . . DCBMACR1:56
+000033 DCBMACR2:00 DCBSYNAD:000000 DCBBLKSI:0372 DCBNCP:21
+000052 DCBLRECL:0016

DCBE: 00000000_2135A440
+000000 DCBEID:DCBE DCBELEN:0038 RESERVED0:0000
+000008 DCBEDCB:00007048 DCBERELA:00000000 DCBEFLG1:C0
+000011 DCBEFLG2:88 DCBENSTR:0000 DCBEFLG3:80
+000024 DCBESIZE:00000000 DCBEEODA:20E0FE54
+00002C DCBESYNA:20E0FDD8 MULTSDN:00

JFCB: 00000000_000077F0
+000000 JFCBDSNM:HEALY.CELQSAMP.J0B24799.D0000102.?
+00002C JFCBELNM: JFCBTSDM:20 JFCBDSCB:000000
+000046 JFCBVLSQ:0000 JFCBIND1:00 JFCBIND2:81
+000058 JFCBUFNO:00 JFCDSRG1:00 JFCDSRG2:00
+000064 JFCRECFM:00 JFCBLKSI:0000 JFCLRECL:0000 JFCNCP:00
+000075 JFCBNVOL:00 JFCBNVOLS:
+000094 JFCBEXTL:00 JFCBEXAD:000000 JFCFLGS1:00
+0000AE JFCBVLCT:01

MBUF: 00000000_000078A8
+000000 NEXTMBUF:000078A8_ BUFFER:2135A480_ CHECKRESULT:00000000
+00000C BLKSIZE:00000016
+000010 DECB:00000000 00000000 00000000 00000000 00000000 00000000 00000000 00000000

```

Dummy FCB encountered at location 0000000100008A08

Figure 212. Example of formatted C/C++ output from LEDATA VERBEXIT (AMODE 64) (Part 9 of 10)

The following is part ten of the example of formatted C/C++ output from LEDATA VERBEXIT (AMODE 64)

```

AMRC: 00000000_2135A278
+000000 CODE:00000000 RBA:00000000 LAST_OP:00000098
+00000C FILL_LEN:00000000 MSG_LEN:00000000
+000014 STR1:.....
+000050 STR1_CONT:.....
+00008C PARM0R0:00000000 PARMR1:00000000
+00009C STR2:.....
+0000DC RPLFDBWD:00000000 XRBA:00000000 00000000
+0000E8 AMRC_NOSEEK_TO_SEEK:00

AMRC2: 00000000_2135A380
+000000 __ERROR2:00000000 00000000 __FILEPTR:00000000_

File name: memory.data

[8] MFCB: 00000001_19A00050
+000000 FIRSTNEBULA:00000001_19A00120 REFCNT:00000000 00000001
+000010 RESERVED:00000000 00000000 NEXTMFCB:00000000_00000000
+000020 WRITEFCB:00000000_2135C0F8 FLAG1:0001 DEPTH:0000
+000030 NAME:00000001_19A00350 NAMELENGTH:00000000 0000000B
+000040 NAMEBUFSIZE:00000000 00000048 MEMBER:.....
+000050 NEXTFCB:00000000_00000000 PREVFCB:00000000_00000000
+000060 PARENTFCB:00000000_2135C0F8 CHILDFCB:00000000_00000000
+000070 PREVMFCB:00000000_00000000 PARENTMFCB:00000001_19A00050
+000080 CHILDMFCB:00000000_00000000 HIPERKEY:00000000 00000000
+000090 CURHSPBYTES:00000000 00000000 LASTBYTE:0000
+00009A CREATELEVEL:0000 FLAG2:00000000
+0000A0 LASTNEBULA:00000001_19A00120 LASTNEBINDEX:0001
+0000B0 LASTDS:00000000 00000000 MAXHSPBYTES:00000000 00000000
+0000C0 LASTBLKOFFSET:00000000 00000000 MFCB_CPCB:00000001_00008688

Exiting CRTL I/O Control Blocks
Exiting Language Environment Data

```

Figure 213. Example of formatted C/C++ output from LEDATA VERBEXIT (AMODE 64) (Part 10 of 10)

C/C++-specific sections of the LEDATA output

Table 59 on page 408 describes the contents of the LEDATA output that is specific to C/C++.

Table 59. Contents of C/C++-specific sections of the LEDATA output (AMODE 64)

Section Number and Heading	Contents
[1] CGEN	Formats the C/C++-specific portion of the Language Environment common anchor area (CAA).
[2] CGENE	Formats the extension to the C/C++-specific portion of the Language Environment common anchor area (CAA).
[3] CEDB	Formats the C/C++-specific portion of the Language Environment enclave data block (EDB).
[4] CTHD	Formats the C/C++ thread-level control block (CTHD).
[5] CPCB	Formats the C/C++-specific portion of the Language Environment process control block (PCB).
[6] CIO	Formats the C/C++ IO control block (CIO).

Table 59. Contents of C/C++-specific sections of the LEDATA output (AMODE 64) (continued)

Section Number and Heading	Contents
[7] File Control Blocks	<p>Formats the C/C++ file control block (FCB). The FCB and its related control blocks, which are listed below, represent the information needed by each open stream.</p> <p>FFIL Formats the header of the C/C++ file control block (FCB).</p> <p>FSCE The file specific category extension control block, which represents the specific type of IO being performed. The following FSCEs may be formatted; other FSCEs will be displayed using a generic overlay.</p> <p>HFSF UNIX file system file</p> <p>HSPF Hiper-Space file</p> <p>INTC Intercept file</p> <p>MEMF Memory file</p> <p>OSNS OS no seek</p> <p>OSFS OS fixed text</p> <p>OSVF OS variable text</p> <p>OSUT OS undefined format text</p> <p>TDQF CICS Transient Data Queue file</p> <p>TERM Terminal file</p> <p>VSAM VSAM file</p> <p>OSIO The OS IO interface control block.</p> <p>OSIOE The OS IO extended interface control block.</p> <p>DCB The data control block.</p> <p>DCBE The data control block extension.</p> <p>JFCB The job file control block (JFCB); for more information, see <i>z/OS MVS Data Areas</i> in <i>z/OS Internet library</i> (www.ibm.com/servers/resourcelink/svc00100.nsf/pages/zosInternetLibrary).</p> <p>JFCBX The job file control block extension (JFCBX).</p> <p>MBUF The message buffer control block (MBUF).</p>
[8] Memory File Control Blocks	<p>Formats the C/C++ memory file control block (MFCB).</p>

Understanding the PL/I-specific LEDATA output

The Language Environment IPCS VERBEXIT LEDATA generates formatted output of PL/I-specific control blocks from a system dump when the ALL parameter is specified and PL/I is active in the dump. [Figure 214 on page 410](#) illustrates the PL/I-specific output produced. The system dump being formatted was obtained by specifying the TERMTHDACT(UADUMP) runtime option. “PL/I-specific sections of the LEDATA output” on [page 415](#) describes the information contained in the formatted output. For easy reference, the sections of the dump are numbered to correspond with the description of each section that follows.

```
*****
ENTERPRISE PLI(64)+ ENVIRONMENT DATA
*****
[1] PCB: 00000050_08727C70
+000000 PCB_EYE:IBMPLPCB BUILDDATE:20160621 VERSION:0001
+000020 PCB_RCB:00000000_00000000 PCB_FCO:00000000_00000000
+0000C0 PCB_DYNALLST:00000000_00000000
----- Dynamic File Allocation Info -----
[2] DYNLST: 00000050_08730A90
+000000 LEPTR:00000000_00000000 LBPTR:00000000_00000000
+000010 LFLGS:00 LDDNL:00000006 LDDN:QSAM01 LENVL:00000027
DSN(J43PLI.PK74015.NEWPD(S(NEWMEM3))),SHR [3]

TCA: 00000050_086012F8
+000000 PREV:00000000_00000000 FLAGS:00000000 APPTYPE:00000000
+000010 INITADDR:00000050_08601600 INITSTOR:0000048F
+00001C BEL_HEAPID:00000000 MAXPATHLEN:00000000 HEAPID:00000000
+000028 FECB_ADDR:00000050_086015B0 MIT:00000000_00000000
+000038 FILES_ADDR:00000050_08601578 TABTAB:00000050_00171BA0
+000048 DDMDLL:00000000 IOFLGS:00000000 DDT:00000000_00000000
+000058 TWC:00000000_00000000 PFO_ANC:00000000_00000000
+000068 DDB:00000000_00000000 CONV_FCO:00000000_00000000
+000078 SCB_PTR:00000000_00000000 DMY_OCA:00000050_08601A8F
+000088 LAST_OCA:00000050_08601BD3 DEF_BIF_STR:0000 DEF_ONCHR:40
+000098 ASEM_HAND:00000000_00000000 DSEM_HAND:00000000_00000000
+0000A8 OSEM_HAND:00000000_00000000 FSEM_HAND:00000000_00000000
+0000B8 XML_CHAIN:00000000_00000000 XML_EXIT:00000000_00000000
+0000D0 CTL_LIST:00000000_00000000 SYSPRT_FCO:00000000_00000000
+0000E0 FLUSH_RTN:00000000_00000000 STDOUT_HAND:00000000
+0000F0 PARENT:00000000_00000000 IO_MOD:00000000_00000000
+000108 BTRV_RTN:00000000_00000000 ISAM_RTN:00000000_00000000
+000118 CONV_RTN:00000000_00000000 DEC_VALID:00000000_00000000
+000128 HEX_TRANS:00000000_00000000 NLS_BLOCK:00000000_00000000
+000138 DBCS_MAP:00000000_00000000 CCS_CASE:00000000_00000000
+000148 RAND_SEED:00000001 RETCODE:00000000
+000150 DBG_TERM:00000000_00000000 DBG_FETCH:00000000_00000000
+000160 DBG_EXCEP:00000000_00000000 SEM_HAND:00000000
+00016C DBG_FRAME1:00000000_00000000 STMT_HOOK:00000000_00000000
+00017C ENTRY_HOOK:00000000_00000000 CALL_PLITEST:00000000_00000000
+000190 IBMPEACH:00000000 CICSPPMB:00000000_00000000
```

Figure 214. Example of formatted PL/I output from LEDATA VERBEXIT (AMODE 64) (Part 1 of 6)

The following is part two of the example of formatted PL/I output from LEDATA VERBEXIT (AMODE 64).

```

+0001A0 ENCL_REC_CNT:00000000 ENCL_CNT:00000000
+0001A8 DEF_LIB_HP:00000000_00000000 DEF_USR_HP:00000000_00000000
+0001B8 CUR_USR_HP:00000000_00000000
+0001C0 ADMVS_GOTO:00000000_00000000 00000000 00000000 00000000
+0001D8 THD_SPEC_USE:00000000_00000000 STG_TAB:00000000_00000000
+0001E8 SYSTEM:00000002 ANCH_BASE:00000000_00000000
+0001F8 API_ADDR:00000000_00000000 PBAS_ADDR:00000000_00000000
+000208 PDBG_STO:00000000_00000000 ENCINA_RTN:00000000_00000000
+000218 DCE_RTN:00000000_00000000 SNAP_ID:0000 SNAP_FLGS:0000
+000228 FETCH_WSA:00000000_00000000 DEF_ONWCHAR:0000
+000234 MUTEX_ATTR:00000000 IO_OPEN:00000000_00000000
+000240 IO_CLOSE:00000000_00000000 IO_GET:00000000_00000000
+000250 IO_PUT:00000000_00000000 IO_PUTX:00000000_00000000
+000260 ASEM_MUTEX:00000000_00000000 DSEM_MUTEX:00000000_00000000
+000270 OSEM_MUTEX:00000000_00000000 FSEM_MUTEX:00000000_00000000
+000280 FILES_AREA:00000050_086030D0 IO_WRDY:00000000_00000000
+000290 IO_WRDI:00000000_00000000 IO_WRSF:00000000_00000000
+0002A0 IO_RDID:00000000_00000000 IO_RDSF:00000000_00000000
+0002B0 AMODE_GLUE:00000000_00000000 FECB_AREA:00000000_00000000
+0002C0 SIG_STR:00000000_00000000 RANDOM_X:00000000_00000001
+0002D8 HEAP24:00000000_00000000 DSNHLI_EP:00000000_00000000
+0002E8 DB2_WORKAREA:00000000_00000000 DSNHLI2_EP:00000000_00000000
+0002F8 DSNHMLTR_EP:00000000_00000000 DSNHLIR_EP:00000000_00000000

[4] FECB: 00000050_08601CD0
FECB: 00000050_08601CD0
+000000 CHAIN:00000000_00000000 HANDLE:00000000_0FC380A0
+000010 LDHANDLE:00000000_00000000 COUNT:00000001 FLAGS:00000000
+000020 MODNMSZ:00000007 MODNAME:FETCHED PTOKEN:00000000_00000000
+000038 LANG_LIST:00000000_00000000

[5] OCA: 00000050_08601BD3
+000000 EYE:OCA VERSION:00 PREV:00000050_08601A8F CID:0C ERC:FF
+00000E SCI:04 HIGH_SCI:FF COND_QLFR:00000050_08600000
+00001C ONCODE:1F9E VAL_FLAGS:0030 FLAGS:00000000
+000024 ONCOUNT:00000000 SLD_ONFILE:00000000_0F10157E 02020000 00000006
+000038 SLD_ONCHAR:00000000_00000000 00000000 00000000
+000048 SLD_ONSOURCE:00000000_00000000 00000000 00000000
+000058 SLD_ONKEY:00000050_08601388 02020000 00000000
+000068 SLD_DATAFIELD:00000000_00000000 00000000 00000000
+000078 SLD_ONGSOURCE:00000000_00000000 00000000 00000000
+000088 SLD_ONWSOURCE:00000000_00000000 00000000 00000000
+000098 SLD_ONWCHAR:00000000_00000000 00000000 00000000
+0000A8 SLD_ONAREA:00000000_00000000 00000000 00000000
+0000B8 SLD_ONLOC:00000000_0F10179E 02020000 00000007
+0000CC RES_EBP:00000050_082E9DA0 RES_EIP:00000000_00000000
+0000DC TRCBK_EBP:00000000_00000000 TRCBK_EIP:00000000_00000000
+0000EC EXIT_LABEL:00000000_00000000 RETRY_EBP:00000000_00000000
+0000FC RETRY_EIP:00000000_00000000 RETRY_ESP:00000000_00000000
+00010C EBP_HAND:00000000_00000000 PLISRTX_RC:00000000
+000118 UNDEF_SUBC1:00000000 UNDEF_SUBC2:00000000
+000124 TOKEN:000300C6 59C3C5C5 00000000 00000000
+000134 AMODE_Swc_PTR:00000000_00000000 ONOFFSET:000001AE
+000140 ONLINE:00000000

OCA: 00000050_08601A8F
+000000 EYE:OCA VERSION:00 PREV:00000000_00000000 CID:00 ERC:00
+00000E SCI:00 HIGH_SCI:FF COND_QLFR:00000000_00000000
+00001C ONCODE:0000 VAL_FLAGS:FFFF FLAGS:00000000
+000024 ONCOUNT:00000000 SLD_ONFILE:00000050_08601388 02040000 00000000
+000038 SLD_ONCHAR:00000050_0860138A 02020000 00000001
+000048 SLD_ONSOURCE:00000050_08601388 02040000 00000000
+000058 SLD_ONKEY:00000050_08601388 02040000 00000000
+000068 SLD_DATAFIELD:00000050_08601388 02040000 00000000
+000078 SLD_ONGSOURCE:00000050_08601388 02040000 00000000
+000088 SLD_ONWSOURCE:00000050_08601388 020D0000 00000000
+000098 SLD_ONWCHAR:00000050_08601528 020D0000 00000001
+0000A8 SLD_ONAREA:00000050_08601388 02040000 00000000

```

Figure 215. Example of formatted PL/I output from LEDATA VERBEXIT (AMODE 64) (Part 2 of 6)

The following is part three of the example of formatted PL/I output from LEDATA VERBEXIT (AMODE 64).

```

+0000B8 SLD_ONLOC:00000050 08601388 02040000 00000000
+0000CC RES_EBP:00000000 00000000 RES_EIP:00000000 00000000
+0000DC TRCBK_EBP:00000000 00000000 TRCBK_EIP:00000000 00000000
+0000EC EXIT_LABEL:00000000 00000000 RETRY_EBP:00000000 00000000
+0000FC RETRY_EIP:00000000 00000000 RETRY_ESP:00000000 00000000
+00010C EBP_HAND:00000000 00000000 PLISRTX_RC:00000000
+000118 UNDEF_SUBC1:00000000 UNDEF_SUBC2:00000000
+000124 TOKEN:00000000 00000000 00000000 00000000
+000134 AMODE_SWC_PTR:00000000 00000000 ONOFFSET:00000000
+000140 ONLINE:00000000

+----- start of data for file 1 -----

      FILENAME:VSAMA
      FNAME: 00000050_0860343C
+000000 NAMELEN:0005

[6]   PFO: 00000050_0860340C
+000000 ANCHOR:00000050_08603434 DECLARED:00840801
+00000C INVALIDS:00600602 NAMEPTR:00000050_0860343C
+000018 ENVPTR:00000000_0F1007F0 INT_TAG:00000000_00000000

      ATTRS:KEYED EXT SEQ RECORD

      INVL:PRINT EXCL DIR TRANS STREAM

[7]   SHAD_FCO: 00000050_08603310
+000000 SELF:00000050_08603310 CHAIN:00000050_08602830
+000010 ANCESTOR:00000050_086029A0 INV_STMT_METH:00000050_00123278
+000020 STMT_ERR_METH:00000050_001232A8
+000028 DIAGNOSE_METH:00000050_00123268 DONE_METH:00000050_001232A8
+000038 OPEN_METH:00000050_00123258 CLOSE_METH:00000050_00123248
+000048 CONTROL_METH:00000050_00123318 LOCATE_METH:00000050_00123308
+000058 WRITE_METH:00000050_001232F8 REWRITE_METH:00000050_001232E8
+000068 DELETE_METH:00000050_001232D8 READ_METH:00000050_001232C8
+000078 UNLOCK_METH:00000050_001232A8 WAIT_METH:00000050_001232A8
+000088 PUT_METH:00000050_001232A8 GET_METH:00000050_001232A8
+000098 FLUSH_METH:00000050_001232B8 FINDUSE_METH:00000050_00123298
+0000C0 SETTYPE_METH:00000050_00123288 QRYTYPE_METH:00000050_0014A7A0
+0000D8 PATHNAME:00000000_00000000 SHADOW_PFO:00000050_0860340C
+0000E8 INIT_PFO:00000000_00000000 INIT_PFO_ANC:00000000_00000000

[8]   FCO: 00000050_086029A0
+000000 SELF:00000050_086029A0 CHAIN:00000000_00000000
+000010 ANCESTOR:00000050_08603310 INV_STMT_METH:00000050_00123278
+000020 STMT_ERR_METH:00000050_001219F8
+000028 DIAGNOSE_METH:00000050_00123268 DONE_METH:00000050_001232A8
+000038 OPEN_METH:00000050_00123258 CLOSE_METH:00000050_00123248
+000048 CONTROL_METH:00000050_00123278 LOCATE_METH:00000050_001221A8
+000058 WRITE_METH:00000050_001221A8 REWRITE_METH:00000050_001221A8
+000068 DELETE_METH:00000050_001221A8 READ_METH:00000050_001221A8
+000078 UNLOCK_METH:00000050_001232A8 WAIT_METH:00000050_001232A8
+000088 PUT_METH:00000050_001232A8 GET_METH:00000050_001232A8
+000098 FLUSH_METH:00000050_001232B8 FINDUSE_METH:00000050_00123298
+0000C0 SETTYPE_METH:00000050_00123288 QRYTYPE_METH:00000050_0014A7B0
+0000D8 PATHNAME:00000050_08602CF0 SHADOW_PFO:00000000_00000000
+0000E8 INIT_PFO:00000000_00000000 INIT_PFO_ANC:00000000_00000000
+0000FC VALIDITY:75001200 REQUIRED:00002000 ATTRS:03854801
+000108 PFO:00000050_0860340C EHB:00000000_00000000 LENGTH:00000340
+000120 DCB_ACB:00000000_0FC266B8 IO_BUF:00000050_08603208
+000130 BLKSIZE:00000000 00000000 BLKXFER:00000000 BUF_OBJ:00000000
+000140 BUF_LEFT:00000000 PRIOR_REC_L:00000000
+000148 REC_SIZE:00000000 0000005C BUFSIZE:00000000
+000158 BIG_IO_BUF:00000000 00000000 DCBE:00000000 00000000 ERR_TYPE:00
+000169 ERR_CODE:00 ENVIRON:40200000 PLATFORM:34000000
+000174 FLAGS:000C0000 RETRY:00000000 DELAY:00000000
+000180 BUFFERS:00000000 CURRPTR:00000000_00000000

```

Figure 216. Example of formatted PL/I output from LEDATA VERBEXIT (AMODE 64) (Part 3 of 6)

The following is part four of the example of formatted PL/I output from LEDATA VERBEXIT (AMODE 64).


```

+000190 ICOSTATIC:00000050_08603110 ICOFREE:00000050_08603110
+0001A0 ICOWAITING:00000000_00000000 ICOACTIVE:00000050_08603110
+0001B0 KEYOFREF:00000050_08603270 KEYLOC:00000057 KEYLEN:0004
+0001BE PREFIXLEN:0000 FLAGS:0008 BYTESREM:0000
+0001C8 RECICD:00000000_00000000 EOB/AMRC:00000000_00000000
+0001D8 BYTESREAD:00000000 EOFPOS:00000000 PRIORLOCRECL:00000000
+0001E4 STATE:00000018 RIOFLAGS:01800000 BUFOFF:00000000
+0001F0 INDEXAREA:00000000 NCP:00000000
+0001F8 RECDATA:00000000 00000000 00000000 00000000 00000000
+00020C ----->:00000000 00000000 00000000 00000000 00000000
+000220 ----->:00000000 00000000 00000000 00000000 00000000
+0002C4 DD_ACCESS:00000000 DD_BLKSIZE:0000 DD_LRECL:0000
+0002CC DD_RETCODE:0000 DD_DDNAME:..... DD_RECFCM:00
+0002D7 DD_DISP:0000 DD_FLAGS:00
+0002DA DD_DSNAME:.....
+000306 DD_ELNAME:..... DS_BLKSIZE:0000 DS_LRECL:0000
+000312 DS_RETCODE:0000 DS_RECFCM:00 DDNAME:VS
+000320 LOCKPTR:00000000_00000000 SIG_Mutex:00000000_00000000

```

PATHNAME:CS53583.VP53258A.RLUNG.KSDS

ATTRS:TITLE FILE KEYED EXT BUF OUTPUT SEQ RECORD

ENV:INDEXED NONSCVAR UNSET

ENV(INDEXED BLKSIZE(0) RECSIZE(92) KEYLENGTH(4) KEYLOC(88) KSDS)

For VSAM information please refer to the VSAM control
blocks in the 64 BIT CRTL I/O CONTROL BLOCKS section

|----- end of data for file 1 -----|

|----- start of data for file 2 -----|

```

      FILENAME:SYSPRINT
FNAME: 00000050_0860295C
+000000 NAMELEN:0008

      PFO: 00000050_0860292C
+000000 ANCHOR:00000050_08602954 DECLARED:20444042
+00000C INVALIDS:00A3AE01 NAMEPTR:00000050_0860295C
+000018 ENVPTR:00000000_00000000 INT_TAG:00000000_00000000

```

ATTRS:STDSTREAM PRINT EXT OUTPUT SYSPRINT STREAM

INVLD:KEYED EXCL UNBUF BUF INPUT UPDATE SEQ DIR TRANS RECORD

```

SHAD_FCO: 00000050_08602830
+000000 SELF:00000050_08602830 CHAIN:00000000_00000000
+000010 ANCESTOR:00000050_08601D20 INV_STMT_METH:00000050_00123278
+000020 STMT_ERR_METH:00000050_001232A8
+000028 DIAGNOSE_METH:00000050_00123268 DONE_METH:00000050_001232A8
+000038 OPEN_METH:00000050_00123258 CLOSE_METH:00000050_00123248
+000048 CONTROL_METH:00000050_00123318 LOCATE_METH:00000050_00123308
+000058 WRITE_METH:00000050_001232F8 REWRITE_METH:00000050_001232E8
+000068 DELETE_METH:00000050_001232D8 READ_METH:00000050_001232C8
+000078 UNLOCK_METH:00000050_001232A8 WAIT_METH:00000050_001232A8
+000088 PUT_METH:00000050_001232A8 GET_METH:00000050_001232A8
+000098 FLUSH_METH:00000050_001232B8 FINDUSE_METH:00000050_00123298
+0000C0 SETTYPE_METH:00000050_00123288 QRYTYPE_METH:00000050_0014A7A0
+0000D8 PATHNAME:00000000_00000000 SHADOW_PFO:00000050_0860292C
+0000E8 INIT_PFO:00000000_00000000 INIT_PFO_ANC:00000000_00000000

      FCO: 00000050_08601D20
+000000 SELF:00000050_08601D20 CHAIN:00000000_00000000
+000010 ANCESTOR:00000050_08602830 INV_STMT_METH:00000050_00123278
+000020 STMT_ERR_METH:00000050_001232A8

```

Figure 217. Example of formatted PL/I output from LEDATA VERBEXIT (AMODE 64) (Part 4 of 6)

The following is part five of the example of formatted PL/I output from LEDATA VERBEXIT (AMODE 64).

```

+000028 DIAGNOSE_METH:00000050_00123268 DONE_METH:00000050_001232A8
+000038 OPEN_METH:00000050_00123258 CLOSE_METH:00000050_001232A8
+000048 CONTROL_METH:00000050_00123358 LOCATE_METH:00000050_00123278
+000058 WRITE_METH:00000050_00123278 REWRITE_METH:00000050_00123278
+000068 DELETE_METH:00000050_00123278 READ_METH:00000050_00123278
+000078 UNLOCK_METH:00000050_001232A8 WAIT_METH:00000050_001232A8
+000088 PUT_METH:00000050_00122298 GET_METH:00000050_001232A8
+000098 FLUSH_METH:00000050_001232B8 FINDUSE_METH:00000050_00123298
+0000C0 SETTYPE_METH:00000050_00123288 QRYTYPE_METH:00000050_0014A7B0
+0000D8 PATHNAME:00000050_08602070 SHADOW_PFO:00000000_00000000
+0000E8 INIT_PFO:00000000_00000000 INIT_PFO_ANC:00000000_00000000
+0000FC VALIDITY:00000000 REQUIRED:00000000 ATTRS:20454842
+000108 PFO:00000050_0860292C EHB:00000000_00000000 LENGTH:00000340
+000120 DCB_ACB:00000050_0010B710 IO_BUF:00000050_08602490
+000130 BLKSIZE:00000000_00000372 BLKXFER:00000000 BUF_OBJ:00000000
+000140 BUF_LEFT:00000084 PRIOR_REC_L:00000017
+000148 RECSIZE:00000000_00000089 BUFSIZE:00000000
+000158 BIG_IO_BUF:00000000_00000000 DCBE:00000000_00000000 ERR_TYPE:00
+000169 ERR_CODE:00 ENVIRON:00080150 PLATFORM:20000700
+000174 FLAGS:000A6080 RETRY:00000000 DELAY:00000000
+000180 BUFFERS:00000000 CURRPTR:00000050_08602490
+000190 NORM_BUFF:00000000_00000000 PLWA:00000000_00000000
+0001A0 XMIT:00000050_00123328 NEXT_BYTE:00000050_08602491
+0001B0 COPY_BYTE:00000000_00000000 COPY_PFO:00000000_00000000
+0001C0 SCB:00000050_082FF604 TABTAB:00000050_00171B90
+0001D0 RECCNT:00000000 BYTESINTO:00000000 BUFLLEFTNORM:00000000
+0001DC BYTESINTONORM:00000000 PAGENOBIFF:00000001 COUNTBIFF:00000001
+0001E8 LINENOBIFF:00000005 PAGESIZE:003C LINESIZE:0084
+0001F0 SIOFLAGS:08000000 NORMAREASIZE:00000000
+0001F8 TSONEXTBYTE:00000000_00000000 QSA:00000000_00000000
+000208 DCB_LEN:00000000 DCBE_LEN:00000000 DD_ACCESS:00000000
+0002C8 DD_BLKSIZE:0000 DD_LRECL:0000 DD_RETCODE:0000
+0002CE DD_DDNAME:..... DD_RECFCM:00 DD_DISP:0000
+0002D9 DD_FLAGS:00

```

Figure 218. Example of formatted PL/I output from LEDATA VERBEXIT (AMODE 64) (Part 5 of 6)

The following is part six of the example of formatted PL/I output from LEDATA VERBEXIT (AMODE 64).

```

+0002DA DD_DSNAME:.....
+000306 DD_ELNAME:..... DS_BLKSIZE:0000 DS_LRECL:0000
+000312 DS_RETCODE:0000 DS_RECFCM:00 DDNAME:SYSPRINT
+000320 LOCKPTR:00000000_00000000 SIG_MUTEX:00000000_00000000

[9] SCB: 00000050_082FF604
+000000 SKIPLINE:00000001 IOBUFF:00000000_00000000
+00000C STR_PTR:00000000_00000000 STR_DSC:00000000_00000000
+00001C SYMTAB:00000000_00000000 SRC:00000000_0F100884
+00002C SRCDED:00000000_0F100810 SRCDSC:00000000_0F1007E0
+00003C TGT:00000000_00000000 TGTDED:00000000_00000000
+00004C TGTDESC:00000000_00000000 CMD:4A48 FMTCTL:0100
+000058 RCODE:01 NESTING:00 FLAGS:0000 FCO:00000050_08601D20
+000064 CNT/BUFLLEFT:00000001 SFI:00000000_00000000
+000074 EFSE_SP:00000000_00000000 EFSE_PREV:00000000_00000000
+000084 EFSE_TAB:00000000_00000000 EFSE_ACT:00000000_00000000
+000094 EFSE_RES:00000000_00000000 EFSE_FET:00000000_00000000
+0000A4 EFSE_USE:00000000 EFSE_FLGS:00000000
+0000AC FMTTAB:00000000_00000000 FET:00000000_00000000

PATHNAME:CS53583.$P53258B.J0072540.D0000109.?

[10]ATTRS:STDSTREAM PRINT EXT BUF OUTPUT SEQ SYSPRINT STREAM

ENV:CONSECUTIVEDEF CTLASA LF V B

[11]ENV(CONSECUTIVE VB BLKSIZE(882) RECSIZE(137) LINESIZE(132) PAGESIZE(60) CTLASA)

[12] DCB: 00000050_0010B710
+000000 DCBE:00000050_0010B730 KEYCN:AF FDAD:CBAFCB01_00000000
+000011 DVTBA:000000 TRBAL:0000 ORBYT:00000000 MTAPE:00000000
+000020 KEYLE:00 DEVT:000000 BUFCB:00000000_00000000
+000030 BUFL:0000 DSORG:0000 IOBAD_ODEB:0000006D BFALN:00
+000039 EODAD:000000 RECFCM:00 EXLSA:000000 DDNAM:.....
+000050 OFLGS:00 IFLG:00 MACR:0050 GPRW:00000000_0000000B
+000060 OPTCD:00 CHCKA:000000 IOBL:00 SYNA:000000
+000070 CIND1:00 CIND2:00 BLKSI:0050 WR_CP:00000050
+00007C RW_CCW:0010BAB0 IOBA:00000050_0010B730 EOBAD:00000000_00000000
+000090 RECAD:E2E8E2D7_D9C9D5E3 FLAGS:FFFF LRECL:FFFF EROPT:00
+0000A1 CNTRA:000050 PRECL:0050 EOB:00000000_0FA126A0
+0000B8 DFBK:00000000_0FA126B0 DYNB:00000000_0FA12FD0

|
+----- end of data for file 2 -----+
Exiting Enterprise PLI(64)+ Environment Data

```

Figure 219. Example of formatted PL/I output from LEDATA VERBEXIT (AMODE 64) (Part 6 of 6)

PL/I-specific sections of the LEDATA output

Table 60 on page 415 describes the contents of the LEDATA output that is specific to C/C++.

Table 60. Contents of PL/I-specific sections of the LEDATA output (AMODE 64)	
Section Number and Heading	Contents
[1] PCB	This section formats the Enterprise PL/I process-level control block (PCB).
[2] DYNLST	This section formats the Enterprise PL/I process-level dynamic allocation parameter list.
[3] TCA	This section formats the Enterprise PL/I task communication control block (TCA).
[4] FECB	This section formats the PL/I for MVS & VM fetch control block (FECB).
[5] OCA	This section formats the Enterprise PL/I ON communications control block (OCA).
[6] PFO	This section formats the Enterprise PL/I file object control block (PFO).
[7] SHAD_FCO	This section formats the Enterprise PL/I shadow file object control block (shadow FCO).
[8] FCO	This section formats the Enterprise PL/I file control block (FCO).
[9] SCB	This section formats the Enterprise PL/I stream I/O control block (SCB).
[10] ATTRS	This section formats the Enterprise PL/I file attribute map (ATTRS).
[11] ENV	This section formats the Enterprise PL/I environment control block (ENV).
[12] DCB	This section formats the Enterprise PL/I data control block (DCB).

Understanding the AUTH LEDATA output

The Language Environment IPCS VERBEXIT LEDATA generates formatted output of Preinitialized Environments for Authorized Programs-specific control blocks from a system dump when the AUTH parameter is specified. Figure 220 on page 416 illustrates the output produced when the LEDATA VERBEXIT is invoked with the AUTH parameter. Ellipses are used to summarize some sections of the dump. For easy reference, the sections of the dump are numbered to correspond with the description of each section that follows.

```

*****
Authorized Language Environment Control Blocks
*****

[1]   ALEC: 00000000_7F6F7000
+000000 ID:ALEC      Ascb:00FBBE00      Flags1:40000000
+00000C UseCount:00000001      ASATable@1:7F6E8414
+000014 ASATable@2:7F6E8754      ASATable@3:00000000
+00001C ASATable@4:00000000      MCallRtn:82991A80
+000024 UCallRtn:82999DB8      LatchSetTok:7F6C0B40 00000074
+000030 Alei:00000001_001053A0      Ales:00000001_00107CD0
+000040 StackCPID:7F6C3F00      AROTCB:008FF028  EnvTypeNum:00000000
+00004C WorkECB:808E6F10
+000050 AROTTokent:0000006C 00000003 00000003 008FF028
+000060 WTPC:00000053 023B8240 00000000 00000000      ALELVT:00000001
+000074 SLELVT:00100140      FuncTable@:00000000_00000000
+000080 WorkQueue:00000000_00000000      ALESeqNum:00000000 00000027
+000090 ALESCount:00000000 00000001      SystemRtnCode:00000000
+00009C SystemRsnCode:00000000      SystemRtnCodeJr:00000000
+0000A4 SystemRsnCodeJr:00000000      WorkerTCB:008D8E88
+0000B0 SystemOCB@:00000000_00000000

[2] Load Module Control Blocks

Queue #: 0000000000000000

ALMI: 00000001_00100F40
+000000 ID:ALMI      ModuleSize:00000600      ModuleName:CELQDSNF
+000010 UseCount:00000000 00000001      LoadPoint:00000000 264E3000
+000020 EntryPoint:00000000 264E3001

ALMI: 00000001_00100B40
+000000 ID:ALMI      ModuleSize:0000F000      ModuleName:CDAEQED
+000010 UseCount:00000000 00000001      LoadPoint:00000000 26396000
+000020 EntryPoint:00000000 26396001

ALMI: 00000001_00100540
+000000 ID:ALMI      ModuleSize:000017AD      ModuleName:CEEMENU3
+000010 UseCount:00000000 00000000      LoadPoint:00000000 26386298
+000020 EntryPoint:00000000 26386298

Queue #: 0000000000000002

ALMI: 00000001_00101340
+000000 ID:ALMI      ModuleSize:00000450      ModuleName:EDCUCSNM
+000010 UseCount:00000000 00000001      LoadPoint:00000000 05F15640
+000020 EntryPoint:00000000 05F15640

Queue #: 0000000000000003

ALMI: 00000001_00100D40
+000000 ID:ALMI      ModuleSize:00018800      ModuleName:CDAEQDPI
+000010 UseCount:00000000 00000001      LoadPoint:00000000 26414000
+000020 EntryPoint:00000000 26414001

ALMI: 00000001_00100340
+000000 ID:ALMI      ModuleSize:00000200      ModuleName:ALEM001
+000010 UseCount:00000000 00000003      LoadPoint:00000000 26384000
+000020 EntryPoint:00000000 26384001

Queue #: 0000000000000006

ALMI: 00000001_00100740
+000000 ID:ALMI      ModuleSize:00000400      ModuleName:CDIVZERO
+000010 UseCount:00000000 00000001      LoadPoint:00000000 26393000
+000020 EntryPoint:00000000 26393001

Queue #: 0000000000000007

ALMI: 00000001_00101140
+000000 ID:ALMI      ModuleSize:00000655      ModuleName:CEL4CTBL
+000010 UseCount:00000000 00000001      LoadPoint:00000000 264E7D58
+000020 EntryPoint:00000000 264E7D58

[3] User Managed Control Blocks

```

Figure 220. Example of formatted AUTH output from LEDATA VERBEXIT (AMODE 64) (Part 1 of 4)

The following is part two of the example of formatted AUTH output from LEDATA VERBEXIT (AMODE 64).

```

[4]   ALEI: 00000001_001053A0
      +000000 ID:ALEI      Flags1:80000000      InstanceNum:00000000 00000025
      +000010 Next:00000000_00000000      Prev:00000000_00000000
      +000020 Flags2:40000000      EnclaveSeq#:00000001      LAA:01ED6498
      +00002C SavedLAA:7F710E80      Alec:00000000_7F6F7000
      +000038 CallerPSWKey:00000000_00000070      ASASStack:00000000_7F6C4A28
      +000048 ParmListPtr:00000000_7F705D58      ParmListPtrK0:00000000_7F6C42F8
      +000058 RTOPtr:00000001_0050042C      RTOLen:00000000 00000012
      +000068 RTBL0:00000001_001055B8      CallAlri:00000001_00100940
      +000078 EnvAlris:00000000_00000000      SystemRtnCode:00000000
      +000084 SystemRsnCode:00000000      SystemRtnCodeJr:00000000
      +00011C SystemRsnCodeJr:00000000      ALES:00000000_00000000

[5] Routine Control Blocks

      Queue #: 0000000000000010

      Routine: CDIVZERO
      ALRI: 00000001_00100940
      +000000 ID:ALRI      Flags:80000000      InstanceNum:00000000 00000026
      +000010 NEXT:00000000_00000000      ALEC:00000000_7F6F7000
      +000020 AleiAddress:00000001_001053A0      AleiInstanceNum:00000000_00000025
      +000030 DllName:..... RoutineNamePtr:00000001_00100B20
      +000040 RoutineNameLen:00000000 00000008      RoutineAddr:00000000_26393178
      +000050 QSTRAddr:00000000_26393000      DllKeyPtr:00000000_00000000
      +000060 DllKeyLen:00000000 00000000      ParmLen:00000000
      +00006C EnvFlags:40000000      FuncEnv:00000000_00000010
      +000078 FuncEntry:00000000_26393178      MasterAlri:00000000_00000000
      +0000E8 Ales:00000000_00000000      LUAlri:00000000 00000000
      +0000F8 EnvType:00000000      EnclaveSeq#:00000001
      +000100 NextEnvAlri:00000000_00000000

      Queue #: 0000000000000015

      Routine: CDIVZERO
      ALRI: 00000001_00100940
      +000000 ID:ALRI      Flags:80000000      InstanceNum:00000000 00000026
      +000010 NEXT:00000000_00000000      ALEC:00000000_7F6F7000
      +000020 AleiAddress:00000001_001053A0      AleiInstanceNum:00000000_00000025
      +000030 DllName:..... RoutineNamePtr:00000001_00100B20
      +000040 RoutineNameLen:00000000 00000008      RoutineAddr:00000000_26393178
      +000050 QSTRAddr:00000000_26393000      DllKeyPtr:00000000_00000000
      +000060 DllKeyLen:00000000 00000000      ParmLen:00000000
      +00006C EnvFlags:40000000      FuncEnv:00000000_00000010
      +000078 FuncEntry:00000000_26393178      MasterAlri:00000000_00000000
      +0000E8 Ales:00000000_00000000      LUAlri:00000000 00000000
      +0000F8 EnvType:00000000      EnclaveSeq#:00000001
      +000100 NextEnvAlri:00000000_00000000

[6] System Managed Control Blocks

[7]   ALES: 00000001_00107CD0
      +000000 ID:ALES      UseCount:00000000
      +000008 InstanceNum:00000000 00000000      Next:00000000_00000000
      +000018 ENVID:RTOTCB5A      Flags1:00000000 00000000      Alec:00000000_7F6F7000
      +000030 NumEnvType:00000000 00000003      CPPtr:00000001_001082C8
      +000040 AllocSize:00000000 000000B48      SystemRtnCode:00000000
      +00004C SystemRsnCode:00000000      SystemRtnCodeJr:00000000
      +000054 SystemRsnCodeJr:00000000      DiagRtn:00000000_00000000
      +000060 DiagTkn:00000000 00000000

[8] ETINDEX: 00000001

      ALESETE: 00000001_00107E18
      +000000 Flags:00000000      ALEI:00000001_0010E0D8
      +000010 WTime:00000000 00000000      InitNum:00000000 0000000A
      +000020 IncrNum:00000000 00000005      MaxNum:00000000 00000014
      +000030 CurNum:00000000 0000000A      RTOPtr:00000001_00207CD0
      +000040 RTOLen:00000000 00000400

```

Figure 221. Example of formatted AUTH output from LEDATA VERBEXIT (AMODE 64) (Part 2 of 4)

The following is part three of the example of formatted AUTH output from LEDATA VERBEXIT (AMODE 64).

[9] Routine Control Blocks

Queue #: 000000000000017

```
Routine: ALEM001
  ALRI: 00000001_00200140
+000000 ID:ALRI   Flags:88000000   InstanceNum:00000000 00000022
+000010 NEXT:00000001_00200340   ALEC:00000000_7F6F7000
+000020 AleiAddress:00000000_00000000   AleiInstanceNum:00000000_00000000
+000030 DllName:..... RoutineNamePtr:00000001_00200320
+000040 RoutineNameLen:00000000 00000008   RoutineAddr:00000000_263840C0
+000050 QSTRAddr:00000000_26384000   DllKeyPtr:00000000_00000000
+000060 DllKeyLen:00000000 00000000   ParmLen:00000000
+00006C EnvFlags:00000000   FuncEnv:00000000_00000000
+000078 FuncEntry:00000000_00000000   MasterAlri:00000000_00000000
+0000E8 Ales:00000001_00107CD0   LUAlri:00000001 00200340
+0000F8 EnvType:00000001   EnclaveSeq#:00000000
+000100 NextEnvAlri:00000000_00000000
```

```
Routine: ALEM001
  ALRI: 00000001_00200140
+000000 ID:ALRI   Flags:88000000   InstanceNum:00000000 00000022
+000010 NEXT:00000001_00200340   ALEC:00000000_7F6F7000
+000020 AleiAddress:00000000_00000000   AleiInstanceNum:00000000_00000000
+000030 DllName:..... RoutineNamePtr:00000001_00200320
+000040 RoutineNameLen:00000000 00000008   RoutineAddr:00000000_263840C0
+000050 QSTRAddr:00000000_26384000   DllKeyPtr:00000000_00000000
+000060 DllKeyLen:00000000 00000000   ParmLen:00000000
+00006C EnvFlags:00000000   FuncEnv:00000000_00000000
+000078 FuncEntry:00000000_00000000   MasterAlri:00000000_00000000
+0000E8 Ales:00000001_00107CD0   LUAlri:00000001 00200340
+0000F8 EnvType:00000001   EnclaveSeq#:00000000
+000100 NextEnvAlri:00000000_00000000
```

[10] ALEI: 00000001_0010E0D8

```
+000000 ID:ALEI   Flags1:00000000   InstanceNum:00000000 0000000A
+000010 Next:00000001_0010DEC0   Prev:00000000_00000000
+000020 Flags2:00000000   EnclaveSeq#:00000002   LAA:01ED8E18
+00002C SavedLAA:7F710E80   Alec:00000000_7F6F7000
+000038 CallerPSWKey:00000000 00000070   ASASack:00000000_7F6C4AC0
+000048 ParmListPtr:00000000_7F704AA8   ParmListPtrK0:00000000_7F6C4348
+000058 RTOPtr:00000001_0000042C   RTOLen:00000000 00000401
+000068 RTBL0:00000000_00000000   CallAlri:00000001_00200340
+000078 EnvAlris:00000001_00200340   SystemRtnCode:00000000
+000084 SystemRsnCode:00000000   SystemRtnCodeJr:00000000
+00011C SystemRsnCodeJr:00000000   ALES:00000001_00107CD0
```

[11] Routine: ALEM001

```
  ALRI: 00000001_00200340
+000000 ID:ALRI   Flags:80000000   InstanceNum:00000000 00000022
+000010 NEXT:00000000_00000000   ALEC:00000000_7F6F7000
+000020 AleiAddress:00000001_0010E0D8   AleiInstanceNum:00000000_00000000
+000030 DllName:..... RoutineNamePtr:00000001_00200320
+000040 RoutineNameLen:00000000 00000008   RoutineAddr:00000000_263840C0
+000050 QSTRAddr:00000000_26384000   DllKeyPtr:00000000_00000000
+000060 DllKeyLen:00000000 00000000   ParmLen:00000010
+00006C EnvFlags:40000000   FuncEnv:00000000_00000010
+000078 FuncEntry:00000000_263840C0   MasterAlri:00000001_00200140
+0000E8 Ales:00000001_00107CD0   LUAlri:00000000 00000000
+0000F8 EnvType:00000001   EnclaveSeq#:00000001
+000100 NextEnvAlri:00000000_00000000
```

[10] ALEI: 00000001_0010DEC0

```
+000000 ID:ALEI   Flags1:00000000   InstanceNum:00000000 00000009
+000010 Next:00000001_0010DCA8   Prev:00000000_00000000
+000020 Flags2:80000000   EnclaveSeq#:00000000   LAA:01ED8C98
+00002C SavedLAA:00000000   Alec:00000000_7F6F7000
+000038 CallerPSWKey:00000000 00000070   ASASack:00000000_00000000
+000048 ParmListPtr:00000000_00000000   ParmListPtrK0:00000000_00000000
+000058 RTOPtr:00000001_00207CD0   RTOLen:00000000 00000400
+000068 RTBL0:00000000_00000000   CallAlri:00000000_00000000
+000078 EnvAlris:00000000_00000000   SystemRtnCode:00000000
+000084 SystemRsnCode:00000000   SystemRtnCodeJr:00000000
+00011C SystemRsnCodeJr:00000000   ALES:00000001_00107CD0
```

Figure 222. Example of formatted AUTH output from LEDATA VERBEXIT (AMODE 64) (Part 3 of 4)

The following is part four of the example of formatted AUTH output from LEDATA VERBEXIT (AMODE 64).

```

[10]  ALEI: 00000001_0010DCA8
+000000 ID:ALEI Flags1:00000000 InstanceNum:00000000 00000008
+000010 Next:00000001_0010DA90 Prev:00000000_00000000
+000020 Flags2:00000000 EnclaveSeq#:00000000 LAA:01ED8B18
+00002C SavedLAA:00000000 Alec:00000000_7F6F7000
+000038 CallerPSWKey:00000000 00000070 ASASStack:00000000_00000000
+000048 ParmListPtr:00000000_00000000 ParmListPtrK0:00000000_00000000
+000058 RTOPtr:00000001_00207CD0 RTOLen:00000000 00000400
+000068 RTBL0:00000000_00000000 CallAlri:00000000_00000000
+000078 EnvAlris:00000000_00000000 SystemRtnCode:00000000
+000084 SystemRsnCode:00000000 SystemRtnCodeJr:00000000
+00011C SystemRsnCodeJr:00000000 ALES:00000001_00107CD0
:
[8]  ETINDEX: 00000002

ALESETE: 00000001_00107FA8
+000000 Flags:00000000 ALEI:00000001_001102F0
+000010 WTime:00000000 00000000 InitNum:00000000 0000000B
+000020 IncrNum:00000000 00000006 MaxNum:00000000 00000017
+000030 CurNum:00000000 0000000B RTOPtr:00000001_002080D0
+000040 RTOLen:00000000 00000400
[9]  Routine Control Blocks

Queue #: 0000000000000017

Routine: ALEM001
ALRI: 00000001_00200540
+000000 ID:ALRI Flags:88000000 InstanceNum:00000000 00000023
+000010 NEXT:00000001_00200740 ALEC:00000000_7F6F7000
+000020 AleiAddress:00000000_00000000 AleiInstanceNum:00000000_00000000
+000030 DllName:..... RoutineNamePtr:00000001_00200720
+000040 RoutineNameLen:00000000 00000008 RoutineAddr:00000000_263840C0
+000050 QSTRAddr:00000000_26384000 DllKeyPtr:00000000_00000000
+000060 DllKeyLen:00000000 00000000 ParmLen:00000000
+00006C EnvFlags:00000000 FuncEnv:00000000_00000000
+000078 FuncEntry:00000000_00000000 MasterAlri:00000000_00000000
+0000E8 Ales:00000001_00107CD0 LUAlri:00000001_00200740
+0000F8 EnvType:00000002 EnclaveSeq#:00000000
+000100 NextEnvAlri:00000000_00000000

Routine: ALEM001
ALRI: 00000001_00200540
+000000 ID:ALRI Flags:88000000 InstanceNum:00000000 00000023
+000010 NEXT:00000001_00200740 ALEC:00000000_7F6F7000
+000020 AleiAddress:00000000_00000000 AleiInstanceNum:00000000_00000000
+000030 DllName:..... RoutineNamePtr:00000001_00200720
+000040 RoutineNameLen:00000000 00000008 RoutineAddr:00000000_263840C0
+000050 QSTRAddr:00000000_26384000 DllKeyPtr:00000000_00000000
+000060 DllKeyLen:00000000 00000000 ParmLen:00000000
+00006C EnvFlags:00000000 FuncEnv:00000000_00000000
+000078 FuncEntry:00000000_00000000 MasterAlri:00000000_00000000
+0000E8 Ales:00000001_00107CD0 LUAlri:00000001_00200740
+0000F8 EnvType:00000002 EnclaveSeq#:00000000
+000100 NextEnvAlri:00000000_00000000

[10]  ALEI: 00000001_001102F0
+000000 ID:ALEI Flags1:00000000 InstanceNum:00000000 00000015
+000010 Next:00000001_001100D8 Prev:00000000_00000000
+000020 Flags2:00000000 EnclaveSeq#:00000002 LAA:01ED7018
+00002C SavedLAA:7F710E80 Alec:00000000_7F6F7000
+000038 CallerPSWKey:00000000 00000070 ASASStack:00000000_7F6C4AC0
+000048 ParmListPtr:00000000_7F705AA8 ParmListPtrK0:00000000_7F6C4348
+000058 RTOPtr:00000001_0030042C RTOLen:00000000 00000401
+000068 RTBL0:00000000_00000000 CallAlri:00000001_00200740
+000078 EnvAlris:00000001_00200740 SystemRtnCode:00000000
+000084 SystemRsnCode:00000000 SystemRtnCodeJr:00000000
+00011C SystemRsnCodeJr:00000000 ALES:00000001_00107CD0
:
[8]  ETINDEX: 00000003

ALESETE: 00000001_00108138
+000000 Flags:00000000 ALEI:00000001_00112508
+000010 WTime:00000000 00000000 InitNum:00000000 0000000C
+000020 IncrNum:00000000 00000007 MaxNum:00000000 0000001A
+000030 CurNum:00000000 0000000C RTOPtr:00000001_002084D0
+000040 RTOLen:00000000 00000400
:
Exiting Language Environment Data

```

Figure 223. Example of formatted AUTH output from LEDATA VERBEXIT (AMODE 64) (Part 4 of 4)

Sections of the AUTH LEDATA VERBEXIT formatted output

Table 61 on page 420 describes the contents of the AUTH LEDATA VERBEXIT formatted output.

Table 61. Contents of AUTH LEDATA VERBEXIT formatted output (AMODE 64)

Section number and heading	Contents
[1] ALEC	Anchor control block for all other Preinitialized Environments for Authorized Programs control blocks within the address space. The ALEC is located from the ASXB (Address Space Extension Block).
[2] Load Module Control Blocks	Formatted representation of a table of ALMI control blocks. Each ALMI represents a module that was loaded by Preinitialized Environments for Authorized Programs.
[3] User Managed Control Blocks	Control blocks for all user-managed environments. A user-managed environment is initialized when the CELAAUTH macro is invoked with REQUEST=USERINIT.
[4] ALEI	Each ALEI control block represents one environment. This is a control block for one user-managed environment. This section is repeated for each user-managed environment that was initialized.
[5] Routine Control Blocks	Formatted representation of a table of ALRI control blocks. Each ALRI in this section represents a routine that was called by the user-managed environment. Each ALRI appears in the table twice, once for the routine name and once for the routine address. This is a control block for one user-managed environment. This section is repeated for each user-managed environment that was initialized.
[6] System Managed Control Blocks	Control blocks for all system-managed environments. A set of system-managed environments is initialized when the CELAAUTH macro is invoked with REQUEST=MNGDINIT.
[7] ALES	Each ALES represents a set of system-managed environments. This is a control block for one set of system-managed environments that was initialized. This section is repeated for each set of system-managed environment that was initialized.
[8] ETINDEX and ALESETE	The ETINDEX is the environment definition entry index value and the ALESETE represents the environment definition entry. This is a control block for one set of system-managed environments that was initialized. This section is repeated for each set of system-managed environment that was initialized. This is a control block for one environment definition entry. This section is repeated for every environment definition entry (AEDE) that was specified when the set of system-managed environments was initialized.
[9] Routine Control Blocks	Formatted representation of a table of ALRI control blocks. Each ALRI in this section represents a routine that was called in one of the environments associated with the ETINDEX and ALESETE. Each ALRI appears in the table twice, once for the routine name and once for the routine address. This is a control block for one set of system-managed environments that was initialized. This section is repeated for each set of system-managed environment that was initialized. This is a control block for one environment definition entry. This section is repeated for every environment definition entry (AEDE) that was specified when the set of system-managed environments was initialized.

Table 61. Contents of AUTH LEDATA VERBEXIT formatted output (AMODE 64) (continued)

Section number and heading	Contents
[10] ALEI	<p>Each ALEI control block represents one environment. The ALEIs in this section represent system-managed environments.</p> <p>This is a control block for one set of system-managed environments that was initialized. This section is repeated for each set of system-managed environment that was initialized.</p> <p>This is a control block for one environment definition entry. This section is repeated for every environment definition entry (AEDE) that was specified when the set of system-managed environments was initialized.</p> <p>This is a control block for one system-managed environment. This section is repeated for every environment that is associated with the ETINDEX and ALESETE.</p>
[11] ALRI	<p>Contains the ALRI control blocks for each routine that was called in the environment that was identified by the ALEI. This section does not appear if the environment was not used to call a routine.</p> <p>This is a control block for one set of system-managed environments that was initialized. This section is repeated for each set of system-managed environment that was initialized.</p> <p>This is a control block for one environment definition entry. This section is repeated for every environment definition entry (AEDE) that was specified when the set of system-managed environments was initialized.</p> <p>This is a control block for one system-managed environment. This section is repeated for every environment that is associated with the ETINDEX and ALESETE.</p>

Formatting individual control blocks

In addition to the full LEDATA output which contains many formatted control blocks, the IPCS Control block formatter can also format individual Language Environment control blocks. The IPCS CBF command can be invoked from the "IPCS Subcommand Entry" screen, option 6 of the "IPCS PRIMARY OPTION MENU". For more information on using the IPCS CBF command, see the "CBFORMAT subcommand" section in *z/OS MVS IPCS Commands*.

►► CBF — *address* — STRUCTure — (— *cbname* —) ►◄

address

The address of the control block in the dump. This is determined by browsing the dump or running the LEDATA VERBEXIT.

cbname

The name of the control block to be formatted. The control blocks that can be individually formatted are listed in [Table 62 on page 422](#). In general, the name of each control block is similar to that used by the LEDATA VERBEXIT and is generally found in the control block's eyecatcher field. However, all control block names are prefixed with CEE to uniquely define the Language Environment control block names to IPCS.

For example, the following command produces the output shown in [Figure 224 on page 422](#).

```
CBF 100007B18 struct(CELCAA)
```

```

CEECA: 00000001_00007B18
+000288 DLLF:00000000_00000000 INVAR:8000 FLAG0:00
+000304 TORC:00000000 FLAG2:30 LEVEL:15 PM:04
+000368 DMC:00000000_00000000 CD:00000000 RS:00000000
+000378 ERR:00000001_082FBE00 DDSA:00000001_082FF760
+000388 EDB:00000001_00005340 PCB:00000001_00003CA0 EYEPtr:00000001_00007B00
+0003A0 CAA:00000001_00007B18 SHAB:00000000_00000000
+0003B0 PRGCK:00000000_00000000 URC:00000000 PICICB:00000000_00000000
+0003C8 SIGSCTR:00000000 SIGSFLG:08000000 THDID:253E0190_00000000
+0003D8 RCB:00000001_00003A10 MEMBR:00000001_000084D0
+0003E8 SIGNAL_STATUS:00000000_00000008 HCOM_REG14:00000000_00000000
+0003F8 EDCHPXV:00000000_25546C78 THREADHEAPID:00000000_00000000
+000408 SYS_RTNCODE:00000000 SYS_RSNCODE:00000000 SIGNGPTR:00000001_00007F30
+000418 SIGNG:00000001 AB_STATUS:00 STACKDIRECTION:00
+000420 AB_GR0:00000000_00000000 AB_ICD1:00000000_00000000
+000430 AB_ABCC:00000000_00000000 AB_CRC:00000000_00000000
+000440 USERRTN:00000000_00000000 QINITDSA:00000001_082FF280
+0004E8 IFLAG:0008 TRMRSN:00 DEVH:00000000_00000000
+0004F8 PtaPtr:00000000_00000000 SQELADDR:00000000_257520A0
+000510 VBA:00000001_08913350 TCS:00000001_08FEC450
+000520 CONDWAITDSAREG:00000000_00000000 THDSTATUS:00000000_00000000
+000570 FBTK:00000000_00000000_00000000_00000000 PTXLPTR:00000000_00000000
+000588 TICB_PTR:00000001_00006AB0 FWD_CHAIN:00000001_114013C8
+0005A0 BKWD_CHAIN:00000001_199013C8 TCB:007FF050
+0007EC DIA:25752320 DLLFFLAG:00 MCBPTR:00000000_25773DA8
+000838 MAD:00000000_25773048 MFD:00000000_25752998

```

Figure 224. CAA formatted by the CBFORMAT IPCS command

Table 62. Language Environment control blocks that can be individually formatted

Control Block	Description
CELCIB	Condition Information Block
CELCIBH	Condition Information Block Header
CELDLLF	DLL Failure Control Block
CELDSA	Dynamic Storage Area
CELSATR	XPLINK Transition Area
CELEDB	Enclave Data Block
CELENSQ	Enclave Level Storage Management
CELHNQ31	Heap Anchor Node 31-bit
CELHCOM	CEL Exception Manager Communications Area
CELHPCQ	Thread Level Heap Control Block
CELLAA	Library Anchor Area
CELLCA	Library Communication Area
CELPCB	Process Control Block
CELRCB	Region Control Block
CELSANC	Storage Management Control Block
CELSTSB	Storage Report Statistics Block

Table 63. Preinitialized Environments for Authorized Programs control blocks that can be individually formatted

Control Block	Description
CELALEC	Anchor Block
CELALEI	Environment Information Block
CELALES	System Managed Environment Set Block
CELALMI	Module Information Block
CELALRI	Routine Information Block

Requesting a Language Environment trace for debugging

Language Environment provides an in-storage, wrapping trace facility that can reconstruct the events leading to the point where a dump is taken. Language Environment produces a trace table in its dump report when the TRACE runtime option is set to ON and:

- A thread ends abnormally because of an unhandled condition of severity 2 or greater and the TERMTHDACT runtime option is set to DUMP, UADUMP, TRACE, or UATRACE.
- An application terminates normally and the TRACE runtime option is set to DUMP (the default).

For more information about recording done by the TERMTHDACT runtime option or the TRACE runtime option, see [TERMTHDACT](#) and [TRACE](#) in *z/OS Language Environment Programming Reference*.

The TRACE runtime option activates Language Environment runtime library tracing and controls the size of the trace buffer, the type of trace events to record, and it determines whether a dump containing only the trace table should be unconditionally taken when the application (enclave) terminates. The trace table contents can be written out either upon demand or at the termination of an enclave.

The contents of the Language Environment dump depend on the values set in the TERMTHDACT runtime option. [Table 64 on page 423](#) summarizes the dump contents that are generated under abnormal termination.

Table 64. TERMTHDACT runtime option settings and dump contents produced (AMODE 64)

TERMTHDACT value	Type of dump generated
TERMTHDACT(QUIET)	Language Environment dump containing the trace table only
TERMTHDACT(MSG)	Language Environment dump containing the trace table only
TERMTHDACT(TRACE)	Language Environment dump containing the trace table and the traceback
TERMTHDACT(DUMP)	Language Environment dump containing thread/enclave/process storage and control blocks; the trace table is included as an enclave control block
TERMTHDACT(UAONLY)	System dump of the user address space and a Language Environment dump that contains the trace table
TERMTHDACT(UATRACE)	Language Environment dump that contains traceback information, and a system dump of the user address space
TERMTHDACT(UADUMP)	Language Environment dump containing thread/enclave/process storage and control blocks (the trace table is included as an enclave control block), and a user address space dump
TERMTHDACT(UAImm)	System dump of the user address space of the original abend or program interrupt that occurred before the Language Environment condition manager processing the condition. Also contains a Language Environment dump, which contains the trace table. TRAP(ON,NOSPIE) must be in effect. When TRAP(ON,SPIE) is in effect, UAImm equals UAONLY results. For software raised conditions or signals, UAImm is the same as UAONLY.

Under normal termination, with the TRACE runtime option set to DUMP, Language Environment generates a dump containing the trace table only, independent of the TERMTHDACT setting.

Language Environment quiesces all threads that are currently running except for the thread that issued the call to `cdump()`. When you call `cdump()` in a multithread environment, only the current thread is dumped. Enclave- and process-related storage could have changed from the time the dump request was issued.

Locating the trace dump

If your application is running under TSO or batch, and a CEEDUMP DD is not specified, Language Environment writes the CEEDUMP to the batch log (SYSOUT=* by default). You can change the SYSOUT

class by specifying a CEEDUMP DD, or by setting the environment variable, _CEE_DMPTARG=SYSOUT(x), where x is the preferred SYSOUT class.

If your application is running under z/OS UNIX and is either running in a child process, or if it is invoked by one of the exec family of functions, the dump is written to the z/OS UNIX file system. Language Environment writes the CEEDUMP to one of the following directories in the specified order:

1. The directory in environment variable _CEE_DMPTARG, if found
2. The current working directory, if the directory is not the root directory (/), the directory is writable, and the CEEDUMP path name does not exceed 1024 characters
3. The directory found in environment variable TMPDIR (an environment variable that indicates the location of a temporary directory if it is not /tmp)
4. The /tmp directory

The name of this file changes with each dump and uses the following format:

```
/path/CEEDUMP.Date.Time.Pid
```

path

The path determined from the above algorithm.

Date

The date the dump is taken, appearing in the format YYYYMMDD (such as 20040918 for September 18, 2004).

Time

The time the dump is taken, appearing in the format HHMMSS (such as 175501 for 05:55:01 p.m.).

Pid

The process ID the application is running in when the dump is taken.

Using the Language Environment trace table format in a dump report

The Language Environment trace table is established unconditionally at enclave initialization time if the TRACE runtime option is set to ON. All threads in the enclave share the trace table; there is no thread-specific table, nor can the table be dynamically extended or enlarged.

Understanding the trace table entry (TTE)

Each trace table entry is a fixed-length record consisting of a fixed-format portion (containing such items as the timestamp, thread ID, and member ID) and a member-specific portion. The member-specific portion has a fixed length, of which some (or all) can be unused. For information about how participating products use the trace table entry, see the product-specific documentation. The format of the trace table entry is shown in Figure 225 on page 424.

Time of Day	Thread ID	Member ID and flags	Member entry type	Mbr-specific info up to a maximum of 104 bytes
Char (8)	Char (8)	Char (4)	Char (4)	Char (104)

Figure 225. Format of the trace table entry (AMODE 64)

Time

The 64-bit value obtained from a store clock (STCK).

Thread ID

The 8-byte thread ID of the thread that is adding the trace table entry.

Member ID and Flags

Contains 2 fields:

Member ID

The 1-byte member ID of the member making the trace table entry, as follows:

ID

Name

01

CEL

03

C/C++

08

Reserved

11

Enterprise PL/I

12

Sockets

Flags

24 flags reserved for internal use.

Member Entry Type

A number that indicates the type of the member-specific trace information that follows the field. To uniquely identify the information contained in a specific TTE, you must consider Member ID as well as Member Entry Type.

Member-Specific Information

Based on the member ID and the member entry type, this field contains the specific information for the entry, up to 104 bytes. For C/C++, the entry type of 1 is a record that records an invocation of a base C runtime library function. The entry consists of the name of the invoking function and the name of the invoked function. Entry type 2 is a record that records the return from the base library function. It contains the returned value and the value of errno.

Member-specific information in the trace table entry

Global tracing is activated by using the LE=n suboption of the TRACE runtime option. This requests all Language Environment members to generate trace records in the trace table. The settings for the global trace events are:

Level

Description

0

No global trace

1

Trace all runtime library (RTL) function entry and exits

2

Trace all RTL mutex init/destroy and lock/unlock

3

Trace all RTL function entry and exits, and all mutex init/destroy and lock/unlock

8

Trace all RTL storage allocation/deallocation

When LE=1 is specified

Table 65 on page 426 shows the C/C++ records that may be generated. For a detailed description of these records, see [“C/C++ contents of the Language Environment trace tables” on page 451.](#)

Table 65. LE=1 entry records (AMODE 64)

Member ID	Record Type	Description
03	00000001	Base C Library function Entry
03	00000002	Base C Library function Exit
03	00000003	POSIX C Library function Entry
03	00000004	POSIX C Library function Exit
03	00000005	XPLINK Base or POSIX C Library function Entry
03	00000006	XPLINK Base or POSIX C Library function Exit

When LE=2 is specified

Table 66 on page 426 shows the Language Environment records that may be generated.

Table 66. LE=2 entry records (AMODE 64)

Member ID	Record Type	Class	Event	Description
01	00000101	LT	A	Latch Acquire
01	00000102	LT	R	Latch Release
01	00000103	LT	W	Latch Wait
01	00000104	LT	AW	Latch Acquire after Wait
01	00000106	LT	I	Latch Increment (Recursive)
01	00000107	LT	D	Latch Decrement (Recursive)
01	000002FC	LE	EUO	Latch unowned (not released)
01	000002FD	LE	EO	Latch already owned (not acquired)
01	00000301	MX	A	Mutex acquire
01	00000302	MX	R	Mutex release
01	00000303	MX	W	Mutex wait
01	00000304	MX	AW	Mutex acquire after wait
01	00000305	MX	B	Mutex busy (Trylock failed)
01	00000306	MX	I	Mutex increment (recursive)
01	00000307	MX	D	Mutex decrement (recursive)
01	00000315	MX	IN	Mutex initialize
01	00000316	MX	DS	Mutex destroy
01	0000031D	MX	BI	Shared memory lock init
01	0000031E	MX	BD	Shared memory lock destroy
01	0000031F	MX	BO	shared memory lock obtain
01	00000320	MX	BC	Shared memory lock obtain on condition
01	00000321	MX	BR	Shared memory lock release
01	00000324	MX	CIN	Call to SMC_INIT
01	00000325	MX	CSD	Call to SMC_DESTROY
01	00000326	MX	CSO	Shared resource obtain
01	00000327	MX	CSR	Shared resource release

Table 66. LE=2 entry records (AMODE 64) (continued)

Member ID	Record Type	Class	Event	Description
01	00000328	MX	CST	Call to SMC_SetupToWait
01	00000329	MX	CSP	Call to SMC_POST
01	000004CC	ME	FFR	Error - Forced release (shared mutex)
01	000004CD	ME	FFD	Error - Forced decrement (shared mutex)
01	000004CE	ME	FBD	Error - BPX_SMC(DESTROY) error return
01	000004CF	ME	FBU	Error - BPX_SMC(fail) returns EBUSY
01	000004D0	ME	FIV	Error - BPX_SMC(fail) returns EINVAL
01	000004D4	ME	FDU	Error - Destroy failed (uninitialized) (shared mutex/CV)
01	000004D5	ME	FP	Error - Program check (shared mutex/CV)
01	000004DB	ME	ESC	Error - BPX1SMC error return
01	000004DE	ME	EDL	Shared memory lock returns deadlock
01	000004DF	ME	EIV	Shared memory lock returns invalid
01	000004E0	ME	EPM	Shared memory lock returns eperm
01	000004E1	ME	EAG	Shared memory lock returns eagain
01	000004E2	ME	EBU	Shared memory lock returns ebusy
01	000004E3	ME	ENM	Shared memory lock returns enomem
01	000004E4	ME	EBR	Shared memory lock release error
01	000004E5	ME	EBC	Shared memory lock obtain condition error
01	000004E6	ME	EBO	Shared memory lock obtain error
01	000004E7	ME	EBD	Shared memory lock destroy error
01	000004E8	ME	EBI	Shared memory lock initialize error
01	000004E9	ME	EFR	Mutex forced release
01	000004EA	ME	EFD	Mutex forced decrement
01	000004EB	ME	EDD	Mutex destroy failed (damage)
01	000004EC	ME	EDB	Mutex destroy failed (busy)
01	000004ED	ME	EIA	Mutex initialize failed (attribute)
01	000004EE	ME	EIS	Mutex initialize failed (storage)
01	000004EF	ME	EF	Mutex release (forced by quiesce)
01	000004F0	ME	EP	Mutex program check
01	000004FA	ME	EDU	Mutex destroy failed (uninitialized)
01	000004FB	ME	EUI	Mutex uninitialized
01	000004FC	ME	EUO	Mutex unowned (not released)
01	000004FD	E	EO	Mutex already owned (not acquired)
01	000004FE	ME	EIN	Mutex initialization failed (duplicate)
01	00000508	CV	MR	CV release mutex
01	00000509	CV	MA	CV reacquire mutex
01	0000050A	CV	MW	CV mutex wait

Table 66. LE=2 entry records (AMODE 64) (continued)

Member ID	Record Type	Class	Event	Description
01	0000050B	CV	MAW	CV reacquire mutex after wait
01	0000050C	CV	CW	CV condition wait
01	0000050D	CV	CTW	CV condition timeout
01	0000050E	CV	CWP	CV wait posted
01	0000050F	CV	CWI	CV wait interrupted
01	00000510	CV	CTO	CV wait timeout
01	00000511	CV	CSS	CV condition signal success
01	00000512	CV	CSM	CV condition signal miss
01	00000513	CV	CBS	CV condition broadcast success
01	00000514	CV	CBM	CV condition broadcast miss
01	00000515	CV	IN	CV initialize
01	00000516	CV	DS	CV destroy
01	00000522	CV	CIN	Call to SMC_INIT
01	00000523	CV	CSD	Call to SMC_DESTROY
01	00000529	CV	CSP	Call to SMC_POST
01	0000052A	CV	CSB	Call to SMC_POSTALL
01	0000052B	CV	CSW	Call to SMC_WAIT
01	0000052C	CV	DBM	Shared condition broadcast - miss
01	0000052D	CV	DBS	Shared condition broadcast - success
01	0000052E	CV	DDS	Destroy (shared mutex/CV)
01	0000052F	CV	DIN	Initialize (shared mutex/CV)
01	00000530	CV	DSM	Condition signal - miss (shared CV)
01	00000531	CV	DSS	Condition signal - success (shared CV)
01	00000532	CV	DWI	Wait interrupted (shared CV)
01	00000533	CV	DTO	Wait timeout (shared CV)
01	00000534	CV	DWP	Wait posted (shared CV)
01	000006CB	CE	FBT	Error - Invalid system TOD (shared)
01	000006D1	CE	FRM	Error - Recursive mutex (shared)
01	000006D2	CE	FUO	Error - Shared mutex unowned
01	000006D3	CE	FDB	Error - Destroy failed (busy) (shared mutex/CV)
01	000006D4	CE	FDU	Error - Destroy failed (uninitialized) (shared mutex/CV)
01	000006D5	CE	FP	Error - Program check (shared mutex/CV)
01	000006D6	CE	FUI	Error - Shared mutex or CV uninitialized
01	000006D7	CE	ENV	Error - BPX1SMC(fail) returns EINVAL
01	000006D8	CE	EPE	Error - BPX1SMC(fail) returns EPERM
01	000006D9	CE	EAN	Error - BPX1SMC(fail) returns EAGAIN
01	000006DA	CE	EIB	Error - BPX1SMC failed (EBUSY)

Table 66. LE=2 entry records (AMODE 64) (continued)

Member ID	Record Type	Class	Event	Description
01	000006DB	CE	ESC	Error - BPX1SMC failed
01	000006EB	CE	EDD	CV destroy failed (damage)
01	000006EC	CE	EDB	CV destroy failed (busy)
01	000006ED	CE	EIA	CV initialization failed (attribute)
01	000006EE	CE	EIS	CV initialization failed (storage)
01	000006EF	CE	EF	CV forced by quiesce
01	000006F0	CE	EP	CV program check
01	000006F1	CE	EBT	CV invalid system TOD
01	000006F2	CE	EBN	CV invalid timespec (nanoseconds)
01	000006F3	CE	EBS	CV invalid timespec (seconds)
01	000006F4	CE	EPO	CV condition post callable service fail
01	000006F5	CE	ETW	CV condition timed wait callable service fail
01	000006F6	CE	EWA	CV condition wait callable service fail
01	000006F7	CE	ESE	CV condition setup callable service fail
01	000006F8	CE	ERM	CV recursive mutex
01	000006F9	CE	EWM	CV wrong mutex
01	000006FA	CE	EDU	CV destroy failed (uninitialized)
01	000006FB	CE	EUI	CV mutex or CV uninitialized
01	000006FC	CE	EUO	CV mutex unowned
01	000006FE	CE	EIN	CV initialization failed (duplicate)
01	00000702	RW	R	Release
01	00000704	RW	AW	Acquire after wait
01	00000706	RW	I	Increment (recursive)
01	00000707	RW	D	Decrement (recursive)
01	00000715	RW	IN	Initialize
01	00000716	RW	DS	Destroy
01	00000717	RW	RA	Read acquire
01	00000718	RW	WA	Write acquire
01	00000719	RW	RB	Read busy (tryread failed)
01	0000071A	RW	WB	Write busy (trywrite failed)
01	0000071B	RW	RW	Read wait
01	0000071C	RW	WW	Write wait
01	0000071D	RW	BI	Call to SLK_INIT
01	0000071E	RW	BD	Call to SLK_DESTROY
01	0000071F	RW	BO	Call to SLK_OBTAIN
01	00000720	RW	BC	Call to SLK_OBTAIN_COND
01	00000721	RW	BR	Call to SLK_RELEASE

Table 66. LE=2 entry records (AMODE 64) (continued)

Member ID	Record Type	Class	Event	Description
01	000008DC	RE	EOW	Error - Already owned for write (not acquired)
01	000008DD	RE	EOR	Error - Already owned for read (not acquired)
01	000008DE	RE	EDL	Error - BPX1SLK(fail) returns EDEADLK
01	000008DF	RE	EIV	Error - BPX1SLK(fail) returns EINVAL
01	000008E0	RE	EPM	Error - BPX1SLK(fail) returns EPERM
01	000008E1	RE	EAG	Error - BPX1SLK(fail) returns EAGAIN
01	000008E2	RE	EBS	Error - BPX1SLK(fail) returns EBUSY
01	000008E3	RE	ENM	Error - BPX1SLK(fail) returns ENOMEM
01	000008E4	RE	EBR	Error - BPX1SLK(RELEASE) error return
01	000008E5	RE	EBC	Error - BPX1SLK(OBTAIN_COND) error return
01	000008E6	RE	EBO	Error - BPX1SLK(OBTAIN) error return
01	000008E7	RE	EBD	Error - BPX1SLK(DESTROY) error return
01	000008E8	RE	EBI	Error - BPX1SLK(INIT) error return
01	000008E9	RE	EFR	Error - Forced release
01	000008EA	RE	EFD	Error - Forced decrement
01	000008ED	RE	EIA	Error - Initialization failed (attribute)
01	000008EE	RE	EIS	Error - Initialization failed (storage)
01	000008EF	RE	EF	Error - Forced by quiesce
01	000008F0	RE	EP	Error - Program check
01	000008FB	RE	EUI	Error - Uninitialized
01	000008FC	RE	EUO	Error - Unowned (not released)
01	000008FD	RE	EO	Error - Already owned (not acquired)
01	000008FE	RE	EIN	Error - Initialization failed (duplicate)

Table 67 on page 430 shows the format for the Mutex – Condition Variable – Latch entries in the trace table.

Table 67. Format of the mutex/CV/latch records (AMODE 64)						
Record fields						
Class	Source		Event	Object Addr	Name1	Name2
unused						

Class

Two character EBCDIC representation of the trace class.

LT

Latch

LE

Latch Exception

MX

Mutex

ME

Mutex Exception

CV

Condition Variable

CE

Condition Variable Exception

Source

One character EBCDIC representation of the event.

C

C/C++

Blank

Blank character

EventTwo character EBCDIC representation of the event; see [Table 66 on page 426](#).**Object addr**

Fullword address of the mutex object.

Name 1

Optional eight character field containing the name of the function or object to be recorded.

Name 2

Optional eight character field containing the name of the function or object to be recorded.

When LE=3 is specified

The trace table will include the records generated by both LE=1 and LE=2.

When LE=8 is specified

As [Table 68 on page 431](#) shows, the trace table will contain only storage allocation records. Currently, this is only supported by C/C++. For a detailed description of these records, see [“C/C++ contents of the Language Environment trace tables” on page 451](#).

Table 68. LE=8 entry records (AMODE 64)

Member ID	Record Type	Description
03	00000005	Storage allocation entry
03	00000006	Storage allocation exit

Sample dump for the trace table entry

Figure 226 on [page 432](#) shows an example of a dump of the trace table when you specify the LE=1 suboption (the library call/return trace).

Language Environment Trace Table: Most recent trace entry is at displacement: 002080									
Displacement	Trace Entry in Hexadecimal					Trace Entry in EBCDIC			
+000000	Time 22.02.30.389659	Date 2004.04.08	Thread ID...	2548146000000001					
+000010	Member ID.... 03	Flags.... 000000	Entry Type....	00000005					
+000018	94818995 40404040	40404040 40404040	40404040 40404040	40404040 40404040	main				
+000038	60606E40 F0F0F0F0	5D409799 8995A386	4D5D4040 40404040	40404040 40404040	-->(006F) printf()				
+000058	40404040 40404040	40404040 40404040	40404040 40404040	40404040 40404040					
+000078	40404040 40404040								
+000080	Time 22.02.30.389724	Date 2004.04.08	Thread ID...	2548146000000001					
+000090	Member ID.... 03	Flags.... 000000	Entry Type....	00000006					
+000098	4C60604D F0F0F0F0	5D40D9F1 7EF0F0F0	F0F0F0F0 F0F0F0F0	F0F0F0F0 F040D9F2	<--(006F) R1=0000000000000000 R2=				
+0000B8	7EF0F0F0 F0F0F0F0	F0F2F5F4 C2F2F8C5	F040D9F3 7EF0F0F0	F0F0F0F0 F0F0F0F0	=0000000025482BE8 R3=000000000000				
+0000D8	F0F0F0F0 C340C5D9	D9D5D67E F0F0F0F0	F0F0F0F0 40C5D9D9	D5D6F27E F0F0F0F0	0000C ERRN0=00000000 ERRN02=0000				
+0000F8	F0F0F0F0 00000000				0000....				
+000100	Time 22.02.30.389725	Date 2004.04.08	Thread ID...	2548146000000001					
+000110	Member ID.... 03	Flags.... 000000	Entry Type....	00000005					
+000118	94818995 40404040	40404040 40404040	40404040 40404040	40404040 40404040	main				
+000138	60606E40 F0F1F7F0	5D408493 93939681	844D5D40 40404040	40404040 40404040	-->(0170) d1llload()				
+000158	40404040 40404040	40404040 40404040	40404040 40404040	40404040 40404040					
+000178	40404040 40404040								
+000180	Time 22.02.30.409904	Date 2004.04.08	Thread ID...	2548146000000001					
+000190	Member ID.... 03	Flags.... 000000	Entry Type....	00000005					
+000198	4C60604D F0F1F7F0	5D40D9F1 7EF0F0F0	F0F0F0F0 F1F0F8F2	C6C6F4F6 F040D9F2	<--(0170) R1=000000001082FF460 R2=				
+0001B8	7EF0F0F0 F0F0F0F0	F0F2F5F4 C2F2F8C5	F040D9F3 7EF0F0F0	F0F0F0F0 F1F0F8F9	=0000000025482BE8 R3=000000001089				
+0001D8	F4F8C6F1 F040C5D9	D9D5D67E F0F0F0F0	F0F0F0F0 40C5D9D9	D5D6F27E F0F0F0F0	48F10 ERRN0=00000000 ERRN02=0000				
+0001F8	F0F0F0F0 00000000				0000....				
+000200	Time 22.02.30.409906	Date 2004.04.08	Thread ID...	2548146000000001					
+000210	Member ID.... 03	Flags.... 000000	Entry Type....	00000005					
+000218	94818995 40404040	40404040 40404040	40404040 40404040	40404040 40404040	main				
+000238	60606E40 F0F0F6C6	5D409799 8995A386	4D5D4040 40404040	40404040 40404040	-->(006F) printf()				
+000258	40404040 40404040	40404040 40404040	40404040 40404040	40404040 40404040					
+000278	40404040 40404040								
+000280	Time 22.02.30.409938	Date 2004.04.08	Thread ID...	2548146000000001					
+000290	Member ID.... 03	Flags.... 000000	Entry Type....	00000006					
+000298	4C60604D F0F0F6C6	5D40D9F1 7EF0F0F0	F0F0F0F0 F0F0F0F0	F0F0F0F0 F040D9F2	<--(006F) R1=0000000000000000 R2=				
+0002B8	7EF0F0F0 F0F0F0F0	F0F2F5F4 C2F2F8C5	F040D9F3 7EF0F0F0	F0F0F0F0 F0F0F0F0	=0000000025482BE8 R3=000000000000				
+0002D8	F0F0F0F0 C440C5D9	D9D5D67E F0F0F0F0	F0F0F0F0 40C5D9D9	D5D6F27E F0F0F0F0	0000D ERRN0=00000000 ERRN02=0000				
+0002F8	F0F0F0F0 00000000				0000....				
+000300	Time 22.02.30.409939	Date 2004.04.08	Thread ID...	2548146000000001					
+000310	Member ID.... 03	Flags.... 000000	Entry Type....	00000005					
+000318	94818995 40404040	40404040 40404040	40404040 40404040	40404040 40404040	main				
+000338	60606E40 F0F1F6C4	5D408493 9398A485	99A86895 4D5D4040	40404040 40404040	-->(016D) dllqueryfn()				
+000358	40404040 40404040	40404040 40404040	40404040 40404040	40404040 40404040					
+000378	40404040 40404040								

Figure 226. Trace table in dump output (LE=1 suboption)

Requesting a UNIX System Services syscall trace for debugging

Signal SIGTRACE can be sent to a process or process group to start or stop a trace of the z/OS UNIX System Services syscalls made by the application. The signal is implemented as a toggle. With the trace turned on, the z/OS UNIX System Services kernel gathers the syscall trace records for the targeted processes. A system dump of the user address space can be generated by sending signal SIGDUMP to the same processes in order to capture the trace output. See [z/OS UNIX System Services Command Reference](#) for more information about the SIGTRACE signal.

Chapter 13. Debugging AMODE 64 C/C++ routines

This section provides specific information to help you debug AMODE 64 applications that contain one or more C/C++ routines. It includes the following topics:

- Debugging C/C++ I/O routines
- Using XL C/C++ compiler listings
- Generating a Language Environment dump of a C/C++ routine
- Finding C/C++ information in a Language Environment dump
- Debugging example of C/C++ routines

There are several debugging features that are unique to C/C++ routines. Before examining the C/C++ techniques to find errors, you might want to consider the following areas of potential problems:

- To prevent errors that may result from differences in LP64 default argument types, include function prototypes for all C/C++ function calls. For C/C++ runtime library functions, see [Library functions in z/OS XL C/C++ Runtime Library Reference](#).

Note: `malloc()` is an example of a RTL function which needs this prototype to work correctly in LP64 applications.

- If you are using the `fetch()` function, see `fetch()` in *z/OS XL C/C++ Programming Guide* to ensure that you are creating the fetchable module correctly.
- If you are using DLLs, see [Building and using Dynamic Link Libraries \(DLLs\)](#) in *z/OS XL C/C++ Programming Guide* to ensure that you are using the DLL correctly.
- Ensure that the entry point of the load module is CELQSTRT.
- If you suspect that you are using uninitialized storage, you may want to use the STORAGE runtime option.
- You should avoid:
 - Incorrect casting
 - Referencing an array element with a subscript outside the declared bounds
 - Copying a string to a target with a shorter length than the source string
 - Declaring but not initializing a pointer variable, or using a pointer to allocated storage that has already been freed

If a routine exception occurred and you need more information than the condition handler provided, run your routine with the following runtime options, TRAP(ON, NOSPIE) and TERMTHDACT(UAIMM). Setting these runtime options generates a system dump of the user address space of the original abend or program interrupt prior to the Language Environment condition manager processing the condition. After the system dump is taken by the operating system the Language Environment condition manager continues processing.

Debugging C/C++ programs

You can use C/C++ conventions such as `__amrc` and `perior()` when you debug C/C++ programs.

Using the `__amrc` and `__amrc2` structures to debug input/output

`__amrc`, a structure defined in `stdio.h`, can help you determine the cause of errors resulting from an I/O operation, because it contains diagnostic information (for example, the return code from a failed VSAM operation). There are two structures:

- `__amrc` (defined by type `__amrc_type`)

- `__amrc2` (defined by type `__amrc2_type`; this structure contains secondary information that C can provide)

Because any I/O function calls, such as `printf()`, can change the value of `__amrc` or `__amrc2`, make sure you save the contents into temporary structures of `__amrc_type` and `__amrc2_type` respectively, before dumping them.

Figure 227 on page 434 shows the structure as it appears in `stdio.h`.

```
typedef struct __amrc_type {
[1]   union {
[2]       int      __error;
        struct {
            unsigned short __syscode,
[3]             __rc;
        } __abend;
        struct {
            unsigned char __fdbk_fill,
[4]                       __rc,
                        __ftncd,
                        __fdbk;
        } __feedback;
        struct {
            unsigned short __svc99_info,
[5]                       __svc99_error;
        } __alloc;
[6]   } __code;
[7]   unsigned int    __RBA;
        unsigned int __last_op;
        struct {
            unsigned int __len_fill; /* __len + 4      */
            unsigned int __len;
            char          __str[120];
            unsigned int  __parm0;
            unsigned int  __parm1;
            unsigned int  __fill2[2];
            char          __str2[64];
[8]   } __msg;
        #if __EDC_TARGET >= 0x22080000
[9]   unsigned char    __rplfdbwd[4]; /* rpl feedback word */
        #endif
        /* __EDC_TARGET >= 0x22080000 */
        #if __EDC_TARGET >= 0x41080000
[10]  #ifndef __LP64
            unsigned long    __XRBA; /* 8 byte RBA      */
        #elif defined(__LL)
            unsigned long long __XRBA; /* 8 byte RBA      */
        #else
            unsigned int     __XRBA1; /* high half of 8 byte RBA */
            unsigned int     __XRBA2; /* low half of 8 byte RBA  */
        #endif
        /* QSAM to BSAM switch reason */
[11]  unsigned char    __amrc_noseek_to_seek;
        /* padding to make amrc 256 bytes */
        char          __amrc_pad[23];
    } __amrc_type;
}
```

Figure 227. `__amrc` structure (AMODE 64)

Figure 228 on page 434 shows the `__amrc2` structure as it appears in `stdio.h`.

```
struct {
[12]  int      __error2;
        char    __pad__error2[4];
[13]  FILE     *__fileptr;
[14]  int      __reserved[6];
}
```

Figure 228. `__amrc2` structure (AMODE 64)

[1] union { ... } `__code`

The error or warning value from an I/O operation is in `__error`, `__abend`, `__feedback`, or `__alloc`. Look at `__last_op` to determine how to interpret the `__code` union.

[2] __error

A structure that contains error codes for certain macros or services your application uses. Look at `__last_op` to determine the error codes. `__syscode` is the system abend code.

[3] __abend

A structure that contains the abend code when `errno` is set to indicate a recoverable I/O abend. `__rc` is the return code. For more information about abend codes, see [System completion codes in z/OS MVS System Codes](#). (System completion codes are also called *abend codes*.)

[4] __feedback

A structure that is used for VSAM only. The `__rc` stores the VSAM register 15, `__fdbk` stores the VSAM error code or reason code, and `__RBA` stores the RBA after some operations.

[5] __alloc

A structure that contains errors during `fopen` or `freopen` calls when defining files to the system using SVC 99.

[6] __RBA

The RBA value returned by VSAM after an ESDS or KSDS record is written out. For an RRDS, it is the calculated value from the record number. In AMODE 64 applications, you can no longer use the address of `_amrc._RBA` as the first argument to `flocate()`. Instead, `_amrc._RBA` must be placed into an unsigned long in order to make it 8 bytes wide, since `flocate()` is updated to indicate that size of (unsigned long) must be specified as the key length (second argument).

[7] __last_op

A field containing a value that indicates the last I/O operation being performed by C/C++ at the time the error occurred. These values are shown in [Table 69 on page 436](#).

[8] __msg

May contain the system error messages from read or write operations emitted from the SYNADAF macro instruction. Because the message can start with a hexadecimal address followed by a short integer, it is advisable to start printing at MSG+6 or greater so the message can be printed as a string. Because the message is not null-terminated, a maximum of 114 characters should be printed. This can be accomplished by specifying a `printf` format specifier as `%.114s`.

[9] __rp1fdbwd

This field contains feedback information related to a VSAM RLS failure. This is the feedback code from the IFGRPL control block.

[10] __XRBA

This is the 8 byte relative byte address returned by VSAM after an ESDS or KSDS record is written out. For an RRDS, it is the calculated value from the record number. It may be used in subsequent calls to `flocate()`.

[11] __amrc_noseek_to_seek

This field contains the reason for the switch from QSAM (noseek) to BSAM with NOTE and POINT macros requested (seek) by the XL C/C++ Runtime Library. This field is set when system-level I/O macro processing triggers an ABEND condition. The macro name values (defined in `stdio.h`) for this field are as follows:

Macro	Definition
<code>__AM_BSAM_NOSWITCH</code>	No switch was made.
<code>__AM_BSAM_UPDATE</code>	The data set is open for update
<code>__AM_BSAM_BSAMWRITE</code>	The data set is already open for write (or update) in the same C process.
<code>__AM_BSAM_FBS_APPEND</code>	The data set is <code>recfm=FBS</code> and open for append
<code>__AM_BSAM_LRECLX</code>	The data set is <code>recfm=LRECLX</code> (used for VBS data sets where records span the largest blocksize allowed on the device)
<code>__AM_BSAM_PARTITIONED_DIRECTORY</code>	The data set is the directory for a regular or extended partitioned data set

Macro	Definition
__AM_BSAM_PARTITIONED_INDIRECT	The data set is a member of a partitioned data set, and the member name was not specified at allocation

[12] **__error2**

A secondary error code. For example, an unsuccessful rename or remove operation places its reason code here.

[13] **__fileptr**

A pointer to the file that caused a SIGIOERR to be raised. Use an `fldata()` call to get the actual name of the file.

[14] **__reserved**

Reserved for future use.

__last_op values

The `__last_op` field is the most important of the `__amrc` fields. It defines the last I/O operation C/C++ was performing at the time of the I/O error. You should note that the structure is neither cleared nor set by non-I/O operations, so querying this field outside of a SIGIOERR handler should only be done immediately after I/O operations. Table 69 on page 436 lists `__last_op` values you could receive and where to look for further information.

Table 69. `__last_op` values and diagnosis information (AMODE 64)

Value	Further Information
__IO_INIT	Will never be seen by SIGIOERR exit value given at initialization.
__BSAM_OPEN	Sets <code>__error</code> with return code from OS OPEN macro.
__BSAM_CLOSE	Sets <code>__error</code> with return code from OS CLOSE macro.
__BSAM_READ	No return code (either <code>__abend</code> (<code>errno == 92</code>) or <code>__msg</code> (<code>errno == 66</code>) filled in).
__BSAM_NOTE	NOTE returned 0 unexpectedly, no return code.
__BSAM_POINT	This will not appear as an error lastop.
__BSAM_WRITE	No return code (either <code>__abend</code> (<code>errno == 92</code>) or <code>__msg</code> (<code>errno == 65</code>) filled in).
__BSAM_CLOSE_T	Sets <code>__error</code> with return code from OS CLOSE TYPE=T.
__BSAM_BLDL	Sets <code>__error</code> with return code from OS BLDL macro.
__BSAM_STOW	Sets <code>__error</code> with return code from OS STOW macro.
__TGET_READ	Sets <code>__error</code> with return code from TSO TGET macro.
__TPUT_WRITE	Sets <code>__error</code> with return code from TSO TPUT macro.
__IO_DEVTYPE	Sets <code>__error</code> with return code from I/O DEVTYPE macro.
__IO_RDJFCB	Sets <code>__error</code> with return code from I/O RDJFCB macro.
__IO_TRKCALC	Sets <code>__error</code> with return code from I/O TRKCALC macro.
__IO_OBTAIN	Sets <code>__error</code> with return code from I/O CAMLST OBTAIN.
__IO_LOCATE	Sets <code>__error</code> with return code from I/O CAMLST LOCATE.
__IO_CATALOG	Sets <code>__error</code> with return code from I/O CAMLST CAT. The associated macro is CATALOG.
__IO_UNCATALOG	Sets <code>__error</code> with return code from I/O CAMLST UNCAT. The associated macro is CATALOG.
__IO_RENAME	Sets <code>__error</code> with return code from I/O CAMLST RENAME.

Table 69. `__last_op` values and diagnosis information (AMODE 64) (continued)

Value	Further Information
<code>__SVC99_ALLOC</code>	Sets <code>__alloc</code> structure with information and error codes from SVC 99 allocation.
<code>__SVC99_ALLOC_NEW</code>	Sets <code>__alloc</code> structure with information and error codes from SVC 99 allocation of NEW file.
<code>__SVC99_UNALLOC</code>	Sets <code>__unalloc</code> structure with information and error codes from SVC 99 unallocation.
<code>__C_TRUNCATE</code>	Set when C or C++ truncates output data. Usually this is data written to a text file with no newline such that the record fills up to capacity and subsequent characters cannot be written. For a record I/O file this refers to an <code>fwrite()</code> writing more data than the record can hold. Truncation is always rightmost data. There is no return code.
<code>__C_FCBCHECK</code>	Set when C or C++ FCB is corrupted. This is due to a pointer corruption somewhere. File cannot be used after this.
<code>__C_DBCS_TRUNCATE</code>	This occurs when writing DBCS data to a text file and there is no room left in a physical record for anymore double byte characters. A new-line is not acceptable at this point. Truncation will continue to occur until an SI is written or the file position is moved. Cannot happen if <code>MB_CUR_MAX</code> is 1.
<code>__C_DBCS_SO_TRUNCATE</code>	This occurs when there is not enough room in a record to start any DBCS string or else when a redundant SO is written to the file before an SI. Cannot happen if <code>MB_CUR_MAX</code> is 1.
<code>__C_DBCS_SI_TRUNCATE</code>	This occurs only when there was not enough room to start a DBCS string and data was written anyways, with an SI to end it. Cannot happen if <code>MB_CUR_MAX</code> is 1.
<code>__C_DBCS_UNEVEN</code>	This occurs when an SI is written before the last double byte character is completed, thereby forcing C or C++ to fill in the last byte of the DBCS string with a padding byte <code>X'FE'</code> . Cannot happen if <code>MB_CUR_MAX</code> is 1.
<code>__C_CANNOT_EXTEND</code>	This occurs when an attempt is made to extend a file that allows writing, but cannot be extended. Typically this is a member of a partitioned data set being opened for update.
<code>__VSAM_OPEN_FAIL</code>	Set when a low level VSAM OPEN fails, sets <code>__rc</code> and <code>__fdbk</code> fields in the <code>__amrc</code> struct.
<code>__VSAM_OPEN_ESDS</code>	Does not indicate an error; set when the low level VSAM OPEN succeeds, and the file type is ESDS.
<code>__VSAM_OPEN_RRDS</code>	Does not indicate an error; set when the low level VSAM OPEN succeeds, and the file type is RRDS.
<code>__VSAM_OPEN_KSDS</code>	Does not indicate an error; set when the low level VSAM OPEN succeeds, and the file type is KSDS.
<code>__VSAM_OPEN_ESDS_PATH</code>	Does not indicate an error; set when the low level VSAM OPEN succeeds, and the file type is ESDS PATH.
<code>__VSAM_OPEN_KSDS_PATH</code>	Does not indicate an error; set when the low level VSAM OPEN succeeds, and the file type is KSDS PATH.
<code>__VSAM_MODCB</code>	Set when a low level VSAM MODCB macro fails, sets <code>__rc</code> and <code>__fdbk</code> fields in the <code>__amrc</code> struct.
<code>__VSAM_TESTCB</code>	Set when a low level VSAM TESTCB macro fails, sets <code>__rc</code> and <code>__fdbk</code> fields in the <code>__amrc</code> struct.
<code>__VSAM_SHOWCB</code>	Set when a low level VSAM SHOWCB macro fails, sets <code>__rc</code> and <code>__fdbk</code> fields in the <code>__amrc</code> struct.
<code>__VSAM_GENCB</code>	Set when a low level VSAM GENCB macro fails, sets <code>__rc</code> and <code>__fdbk</code> fields in the <code>__amrc</code> struct.
<code>__VSAM_GET</code>	Set when the last op was a low level VSAM GET; if the GET fails, sets <code>__rc</code> and <code>__fdbk</code> in the <code>__amrc</code> struct.

Table 69. `__last_op` values and diagnosis information (AMODE 64) (continued)

Value	Further Information
<code>__VSAM_PUT</code>	Set when the last op was a low level VSAM PUT; if the PUT fails, sets <code>__rc</code> and <code>__fdbk</code> in the <code>__amrc</code> struct.
<code>__VSAM_POINT</code>	Set when the last op was a low level VSAM POINT; if the POINT fails, sets <code>__rc</code> and <code>__fdbk</code> in the <code>__amrc</code> struct.
<code>__VSAM_ERASE</code>	Set when the last op was a low level VSAM ERASE; if the ERASE fails, sets <code>__rc</code> and <code>__fdbk</code> in the <code>__amrc</code> struct.
<code>__VSAM_ENDREQ</code>	Set when the last op was a low level VSAM ENDREQ; if the ENDREQ fails, sets <code>__rc</code> and <code>__fdbk</code> in the <code>__amrc</code> struct.
<code>__VSAM_CLOSE</code>	Set when the last op was a low level VSAM CLOSE; if the CLOSE fails, sets <code>__rc</code> and <code>__fdbk</code> in the <code>__amrc</code> struct.
<code>__QSAM_GET</code>	<code>__error</code> is not set (if abend (<code>errno == 92</code>), <code>__abend</code> is set, otherwise if read error (<code>errno == 66</code>), look at <code>__msg</code>).
<code>__QSAM_PUT</code>	<code>__error</code> is not set (if abend (<code>errno == 92</code>), <code>__abend</code> is set, otherwise if write error (<code>errno == 65</code>), look at <code>__msg</code>).
<code>__QSAM_TRUNC</code>	This is an intermediate operation. You will only see this if an I/O abend occurred.
<code>__QSAM_FREEPOOL</code>	This is an intermediate operation. You will only see this if an I/O abend occurred.
<code>__QSAM_CLOSE</code>	Sets <code>__error</code> to result of OS CLOSE macro.
<code>__QSAM_OPEN</code>	Sets <code>__error</code> to result of OS OPEN macro.
<code>__CMS_OPEN</code>	Sets <code>__error</code> to result of FSOPEN.
<code>__CMS_CLOSE</code>	Sets <code>__error</code> to result of FSCLOSE.
<code>__CMS_READ</code>	Sets <code>__error</code> to result of FSREAD.
<code>__CMS_WRITE</code>	Sets <code>__error</code> to result of FSWRITE.
<code>__CMS_STATE</code>	Sets <code>__error</code> to result of FSSTATE.
<code>__CMS_ERASE</code>	Sets <code>__error</code> to result of FSERASE.
<code>__CMS_RENAME</code>	Sets <code>__error</code> to result of CMS RENAME command.
<code>__CMS_EXTRACT</code>	Sets <code>__error</code> to result of DMS EXTRACT call.
<code>__CMS_LINERD</code>	Sets <code>__error</code> to result of LINERD macro.
<code>__CMS_LINEWRT</code>	Sets <code>__error</code> to result of LINEWRT macro.
<code>__CMS_QUERY</code>	<code>__error</code> is not set.
<code>__HSP_CREATE</code>	Indicates last op was a DSPSERV CREATE to create a hiperspace for a hiperspace memory file. If CREATE fails, stores abend code in <code>__amrc__code__abend__syscode</code> , reason code in <code>__amrc__code__abend__rc</code> .
<code>__HSP_DELETE</code>	Indicates last op was a DSPSERV DELETE to delete a hiperspace for a hiperspace memory file during termination. If DELETE fails, stores abend code in <code>__amrc__code__abend__syscode</code> , reason code in <code>__amrc__code__abend__rc</code> .
<code>__HSP_READ</code>	Indicates last op was a HSPSERV READ from a hiperspace. If READ fails, stores abend code in <code>__amrc__code__abend__syscode</code> , reason code in <code>__amrc__code__abend__rc</code> .
<code>__HSP_WRITE</code>	Indicates last op was a HSPSERV WRITE to a hiperspace. If WRITE fails, stores abend code in <code>__amrc__code__abend__syscode</code> , reason code in <code>__amrc__code__abend__rc</code> .

Table 69. __last_op values and diagnosis information (AMODE 64) (continued)

Value	Further Information
__HSP_EXTEND	Indicates last op was a HSPSERV EXTEND during a write to a hiperspace. If EXTEND fails, stores abend code in __amrc__code__abend__syscode, reason code in __amrc__code__abend__rc.
__LFS_OPEN	Sets __error with reason code from z/OS UNIX services. Reason code from z/OS UNIX services must be broken up. The low order 2 bytes can be looked up in z/OS UNIX System Services Programming: Assembler Callable Services Reference .
__LFS_CLOSE	Sets __error with reason code from z/OS UNIX. Reason codes from z/OS UNIX services must be broken up. The low order 2 bytes can be looked up in z/OS UNIX System Services Programming: Assembler Callable Services Reference .
__LFS_READ	Sets __error with reason code from z/OS UNIX. Reason codes from z/OS UNIX services must be broken up. The low order 2 bytes can be looked up in z/OS UNIX System Services Programming: Assembler Callable Services Reference .
__LFS_WRITE	Sets __error with reason code from z/OS UNIX. Reason codes from z/OS UNIX services must be broken up. The low order 2 bytes can be looked up in z/OS UNIX System Services Programming: Assembler Callable Services Reference .
__LFS_LSEEK	Sets __error with reason code from z/OS UNIX. Reason codes from z/OS UNIX services must be broken up. The low order 2 bytes can be looked up in z/OS UNIX System Services Programming: Assembler Callable Services Reference .
__LFS_FSTAT	Sets __error with reason code from z/OS UNIX. Reason codes from z/OS UNIX services must be broken up. The low order 2 bytes can be looked up in z/OS UNIX System Services Programming: Assembler Callable Services Reference .

Using file I/O tracing to debug C/C++ file I/O problems

You can use file I/O tracing to debug C/C++ file I/O problems. For more information, see [Debugging I/O programs](#) in *z/OS XL C/C++ Programming Guide*.

Displaying an error message with the perror() function

To find a failing routine, check the return code of all function calls. After you have found the failing routine, use the `perror()` function after the routine to display the error message. `perror()` displays the string that you pass to it and an error message corresponding to the value of `errno`. `perror()` writes to the standard error stream (`stderr`). By default, the `errno2` value will be appended to the end of the `perror()` string.

If you do not want the `errno2` value appended to the `perror()` string, set the `_EDC_ADD_ERRNO2` environment variable to 0.

[Figure 229 on page 439](#) is an example of a routine using `perror()`.

```
#include <stdio.h>
int main(void){
    FILE *fp;

    fp = fopen("myfile.dat", "w");
    if (fp == NULL)
        perror("fopen error");
}
```

Figure 229. Example of a routine using `perror()` (AMODE 64)

Using `__errno2()` to diagnose application problems

Use the `__errno2()` function when diagnosing problems in an application program. This function enables z/OS XL C/C++ application programs to access additional diagnostic information, `errno2` (`errnojr`), associated with `errno`. The `__errno2` may be set by the z/OS XL C/C++ runtime library, z/OS UNIX callable services, or other callable services. The `errno2` is intended for diagnostic display purposes only and is not a programming interface.

Note: Not all functions set `errno2` when `errno` is set. In the cases where `errno2` is not set, the `__errno2()` function may return a residual value. You may use the `__err2ad()` function to clear `errno2` to reduce the possibility of a residual value being returned.

Figure 230 on page 440 is an example of a routine using `__errno2()` and Figure 231 on page 440 shows the sample output from that routine.

```
#pragma runopts(posix(on))
#define _EXT
#include <stdio.h>
#include <errno.h>

int main(void) {
    FILE *f;
    f = fopen("testfile.dat", "r")
    if (f==NULL) {
        perror("fopen() failed");
        printf("__errno2 = %08x\n", __errno2());
    }
    return 0;
}
```

Figure 230. Example of a routine using `__errno2()` (AMODE 64)

```
fopen() failed: EDC5129I No such file or directory. (errno2=0x05620062)
__errno2 = 05620062
```

Figure 231. Sample output of routine using `__errno2()` (AMODE 64)

Figure 232 on page 440 is an example of a routine using the environment variable `_EDC_ADD_ERRNO2`. Figure 233 on page 440 shows the sample output from that routine. For more information about `_EDC_ADD_ERRNO2`, see `_EDC_ADD_ERRNO2` in *z/OS XL C/C++ Programming Guide*.

```
#pragma runopts(posix(on))
#define _EXT
#include <stdio.h>
#include <errno.h>
#include <stdlib.h>

int main(void) {
    FILE *fp;
    /* do NOT add errno2 to perror message */
    setenv("_EDC_ADD_ERRNO2", "0", 1);
    fp = fopen("testfile.dat", "r");
    if (fp == NULL)
        perror("fopen() failed");
    return 0;
}
```

Figure 232. Example of a routine using `_EDC_ADD_ERRNO2` (AMODE 64)

```
fopen() failed: EDC5129I No such file or directory.
```

Figure 233. Sample output of a routine using `_EDC_ADD_ERRNO2` (AMODE 64)

Figure 234 on page 441 is an example of a routine using `__err2ad()` in combination with `__errno2()`. Figure 235 on page 441 shows the sample output from that routine.

For more information about `__errno2()` and `__err2ad()`, see [__errno2\(\) — Return reason code information](#) and [_EDC_ADD_ERRNO2](#) in *z/OS XL C/C++ Programming Guide*.

```
#pragma runopts(posix(on))
#define _EXT
#include <stdio.h>
#include <errno.h>
#include <stdlib.h>

int main(void) {
    FILE *f;
    setenv("_EDC_ADD_ERRNO2", "0", 1);
    f = fopen("testfile.dat", "r");
    if (f == NULL) {
        perror("fopen() failed");
        printf("__errno2 = %08x\n", __errno2());
    }
    /* reset errno2 to zero */
    *__err2ad() = 0x0;
    printf("__errno2 = %08x\n", __errno2());
    f = fopen("testfile.dat", "r");

    if (f == NULL) {
        perror("fopen() failed");
        printf("__errno2 = %08x\n", __errno2());
    }
    return 0;
}
```

Figure 234. Example of a routine using `__err2ad()` in combination with `__errno2()` (AMODE 64)

```
fopen() failed: EDC5129I No such file or directory.
__errno2 = 05620062
__errno2 = 00000000
fopen() failed: EDC5129I No such file or directory.
__errno2 = 05620062
```

Figure 235. Sample output of routine using `__err2ad()` in combination with `__errno2()` (AMODE 64)

Using C/C++ listings

For a detailed description of available listings, see [Listings, messages, and compiler information options](#) in *z/OS XL C/C++ User's Guide*.

Finding variables

You can determine the value of a variable in the routine at the point of interrupt by using the compiled code listing as a guide to its address, then finding this address in the Language Environment dump or system dump. The method you use depends on the storage class of variable.

It is possible for the routine to be interrupted before the value of the variable is placed in the location provided for it. This can explain unexpected values in the dump.

Steps for finding automatic variables

Perform the following steps to find automatic variables in the Language Environment dump or system dump:

1. Determine the name of the automatic variable and the function it is defined in. As an example, we will find the variable `aa` in the function `main` from the program `cdlvzero` shown in [Figure 69 on page 205](#).
2. From the compiler listing, locate the variable in the storage offset listing:

<code>aa</code> <code>= 4</code>	5823-0:10	Class = automatic,	Location = 2248(r4),	Length
-------------------------------------	-----------	--------------------	----------------------	--------

The location is specified as decimal offset (base register). So variable aa is located at register 4 + 2248 (X'8C8').

- From the Traceback (in the Language Environment dump or in the formatted output from the IPCS VERBEXIT LEDATA CEEDUMP subcommand for a system dump) locate the function:

DSA 00000004	Entry main	E Offset +00000016	Load Mod CDIVZERO	Program Unit	Service	Status Call				
DSA 00000004	DSA Addr 00000001082FF180	E Addr 00000000251000C0	PU Addr 0000000000000000	PU Offset *****	Comp Date 20040408	Attributes XPLINK EBCDIC IEEE				

If the base register is R4, the register 4 value is always the DSA address for the function.

If the base register is not R4, the register value must be located from saved registers.

If the Status field indicates Exception, use the saved registers from when the condition occurred. In the Language Environment dump, the saved registers can be found in the Condition information associated with the DSA address in the Condition Information for Active Routines section. In the formatted output from the IPCS VERBEXIT LEDATA CM subcommand for a system dump, the saved registers can be found in the CIBH that has the DSA address as the value for the SV1 field.

If the Status field indicates Call, use the saved registers from the DSA address that appears on the line above the function in the Traceback. In the Language Environment dump, the DSAs can be found in the "Control Blocks for Active Routines" section. In the formatted output from the IPCS VERBEXIT LEDATA 'STACK' subcommand for a system dump, the DSAs can be found in the "DSA backchain" section.

Note: Some functions do not save all registers.

- Add the register value to the offset of the variable to obtain the address of the variable. In the Language Environment dump, the contents of the variable can be read in the DSA Frame section corresponding to the function the variable is contained in. For a system dump, use the IPCS LIST subcommand to display the storage where the variable is located.

The address for variable aa is X'1082FF080' + X'980' = X'1082FFA00'.

Restriction: The parameter value might never be stored, because the first few parameters might be passed in registers and there might be no need to save them.

Steps for finding C/C++ parameters

The C/C++ parameter list is always located in the caller's DSA at offset 2176 (X'880'). Parameters that are passed in registers are not always stored in the parameter list. The compiler option XPLINK(STOREARGS) can be used to ensure that all parameters are stored in the parameter list.

Perform the following steps to find parameters in the Language Environment dump or system dump:

- Determine the name of the parameter and the function it is for. As an example, we will find the parameter pp for the function funcb from the program cdivzero shown [Figure 69 on page 205](#).
- From the compiler listing, locate the parameter in the storage offset listing:

pp	5828-0:15	Class = parameter,	Location = 2432(r4),	Length = 8
----	-----------	--------------------	----------------------	------------

- From the Traceback (in the Language Environment dump or in the formatted output from the **IPCS VERBEXIT LEDATA 'CEEDUMP'** subcommand for a system dump) locate the function:

DSA 00000003	Entry funcb	E Offset +0000002E	Load Mod CDIVZERO	Program Unit	Service	Status Exception				
DSA 00000003	DSA Addr 00000001082FF080	E Addr 0000000025100108	PU Addr 0000000000000000	PU Offset *****	Comp Date 20040408	Attributes XPLINK EBCDIC IEEE				

If the base register is R4, the register 4 value is always the DSA address for the function.

If the base register is not R4, the register value must be located from saved registers.

If the Status field indicates Exception, use the saved registers from when the condition occurred. In the Language Environment dump, the saved registers can be found in the Condition information associated with the DSA address in the Condition Information for Active Routines section. In the

formatted output from the **IPCS VERBEXIT LEDATA 'CM'** subcommand for a system dump, the saved registers can be found in the CIBH that has the DSA address as the value for the SV1 field.

If the Status field indicates Call, use the saved registers from the DSA address that appears on the line above the function in the Traceback. In the Language Environment dump, the DSAs can be found in the Control Blocks for Active Routines section. In the formatted output from the **IPCS VERBEXIT LEDATA 'STACK'** subcommand for a system dump, the DSAs can be found in the DSA backchain section.

Note: Some functions do not save all registers.

4. Add the register value to the offset of the parameter to obtain the address of the parameter. In the Language Environment dump, the contents of the parameter can be read in the DSA Frame section corresponding to the function that passed the parameter. For a system dump, use the IPCS LIST subcommand to display the storage where the parameter is located.

The address for parameter pp is $X'1082FF080' + X'980' = X'1082FFA00'$.

Steps for finding members of aggregates

You can define aggregates in any of the storage classes or pass them as parameters to a called function. The first step is to find the start of the aggregate. You can compute the start of the aggregate as described in previous sections, depending on the type of aggregate used.

The aggregate map provided for each declaration in a routine can further assist in finding the offset of a specific variable within an aggregate. Structure maps are generated using the AGGREGATE compiler option. Figure 236 on page 443 shows an example of an aggregate.

```
typedef struct {
    int asid;
    void *addr;
    asfAmodeType amode;
} asfTargetRef;
asfTargetRef tempTargetRef;
```

Figure 236. Example code for structure variables (AMODE 64)

Figure 237 on page 443 shows an example of aggregate map.

Aggregate map for: struct with no tag #68			Total size: 24 bytes
asfTargetRef			
Offset Bytes(Bits)	Length Bytes(Bits)	Member Name	
0	4	asid	
4	4	***PADDING***	
8	8	addr	
16	1	amode	
17	7	***PADDING***	

Figure 237. Example of aggregate map (AMODE 64)

To find the value of variable tempTargetRef.addr:

1. Locate the automatic variable tempTargetRef in the storage offset listing:

tempTargetRef	209-0:209	Class = automatic,	Location = 2264(r4),	Length = 24
---------------	-----------	--------------------	----------------------	-------------

The variable `tempTargetRef` is located at register 4 + 2264 (X'8D8'). For this example, assume that the register 4 value is X'1082FD3E0'. The result is X'1082FDCB8'(X'1082FD3E0' + X'8D8'). This is the address of the value of the automatic variable `tempTargetRef` in the dump

2. Find the offset of `addr` in the Aggregate Map, shown in Figure [Figure 237 on page 443](#). The offset is 8. Add the offset from the Aggregate Map to the address of the `tempTargetRef` variable.

The result is X'1082FDCC0' (X'1082FDCB8' + X'8'). This is the address of the value of `tempTargetRef.addr` in the dump

Generating a Language Environment dump of a C/C++ routine

You can use the `cdump()`, `csnap()`, and `ctrace()` C/C++ functions to generate a Language Environment dump of C/C++ routines.

cdump()

If your routine is running under z/OS, you can generate useful diagnostic information by using the `cdump()` function. `cdump()` produces a main storage dump with the activation stack. When `cdump()` is invoked from a user routine, the C/C++ library issues an OS IEATDUMP macro to obtain a dump of virtual storage. You can use the Interactive Problem Control System (IPCS) to format and analyze IEATDUMP dumps.

The DD definition for CEESNAP must include the desired data set name and DCB information:

```
LRECL=4160, BLKSIZE=4160, and RECFM=FBS
```

If the data set is not defined, or is not usable for any reason, `cdump()` returns a failure code of 1. This occurs even if the call to CEE3DMP is successful.

Because `cdump()` returns a code of 0 only if the IEATDUMP was successful or 1 if it was unsuccessful, you cannot distinguish whether a failure of `cdump()` occurred in the call to CEE3DMP or IEATDUMP. A return code of 0 is issued only if both IEATDUMP and CEE3DMP are successful.

Support for IEATDUMP dumps using the `_cdump` function is provided only under z/OS. In addition to a IEATDUMP dump, a Language Environment formatted dump is also taken.

csnap()

The `csnap()` function produces a condensed storage dump. To use these functions, you must add `#include <ctest.h>` to your C/C++ code. The dump is directed to output *dumpname*, which is specified in a `//CEEDUMP DD` statement in JCL.

For more information about `csnap()`, see [csnap\(\) — Request a condensed dump in z/OS XL C/C++ Runtime Library Reference](#).

ctrace()

The `ctrace()` function produces a traceback and includes the offset addresses from which the calls were made.

Sample C routine that calls `cdump()`

Figure 238 on page 445 shows a sample C routine that uses the `cdump` function to generate a dump. [Figure 244 on page 448](#) shows the dump output.


```

#include <stdio.h>
#include <signal.h>
#include <stdlib.h>

void hsigfpe(int);
void hsigterm(int);
void atf1(void);

typedef int (*FuncPtr_T)(void);

int st1    = 99;
int st2    = 255;
int xcount = 0;

int main(void) {
    /*
     * 1) Open multiple files
     * 2) Register 2 signals
     * 3) Register 1 atexit function
     * 4) Fetch and execute a module
     */

    FuncPtr_T fetchPtr;
    FILE*     fp1;
    FILE*     fp2;
    int       rc;
    fp1 = fopen("myfile.data", "w");
    if (!fp1) {
        perror("Could not open myfile.data for write");
        exit(101);
    }

    fprintf(fp1, "record 1\n");
    fprintf(fp1, "record 2\n");
    fprintf(fp1, "record 3\n");

    fp2 = fopen("memory.data", "wb,type=memory");
    if (!fp2) {
        perror("Could not open memory.data for write");
        exit(102);
    }
    fprintf(fp2, "some data");
    fprintf(fp2, "some more data");
    fprintf(fp2, "even more data");

    signal(SIGFPE, hsigfpe);
    signal(SIGTERM, hsigterm);

    rc = atexit(atf1);
    if (rc) {
        fprintf(stderr, "Failed on registration of atexit function atf1\n");
        exit(103);
    }
    fetchPtr = (FuncPtr_T) fetch("MODULE1");
    if (!fetchPtr) {
        fprintf(stderr, "Failed to fetch MODULE1\n");
        exit(104);
    }
    fetchPtr();
    return(0);
}

```

Figure 238. Example C routine using `cdump()` to generate a dump (AMODE 64) (Part 1 of 2)

```

void hsigfpe(int sig) {
    ++st1;
    return;
}

void hsigterm(int sig) {
    ++st2;
    return;
}

void atf1() {
    ++xcount;
}

```

Figure 239. Example C routine using `cdump()` to generate a dump (AMODE 64) (Part 2 of 2)

Figure 240 on page 446 shows a fetched C module.

```
#include <ctest.h>

#pragma linkage(func1, fetchable)
int func1(void) {
    __cdump("This is a sample dump");
    return(0);
}
```

Figure 240. Fetched module for C routine (AMODE 64)

Sample C++ routine that generates a Language Environment dump

Figure 241 on page 446 shows a sample C++ routine that uses a protection exception to generate a dump.

```
#include <iostream.h>
#include <ctest.h>
#include "stack.h"

int main() {
    cout << "Program starting:\n";
    cerr << "Error report:\n";

    Stack<int> x;
    x.push(1);
    cout << "Top value on stack : " << x.pop() << '\n';
    cout << "Next value on stack: " << x.pop() << '\n';
    return(0);
}
```

Figure 241. Example C++ routine with protection exception generating a dump (AMODE 64)

Figure 242 on page 446 shows the template file stack.c

```
#ifndef __STACK__
#include "stack.h"
#endif

template <class T> T Stack<T>::pop() {
    T value = head->value;
    head = head->next;

    return(value);
}

template <class T> void Stack<T>::push(T value) {
    Node* newNode = new Node;
    newNode->value = value;
    newNode->next = head;
    head = newNode;
}
```

Figure 242. Template file STACK.C (AMODE 64)

Figure 243 on page 447 shows the header file stack.h.

```

#ifndef __STACK_
#define __STACK_
template <class T> class Stack {
public:
    Stack() {
        char* badPtr = 0; badPtr -= (0x01010101);
        head = (Node*) badPtr; /* head initialized to 0xFEFEFEFF */
    }
    T pop();
    void push(T);
private:
    struct Node {
        T value;
        struct Node* next;
    }* head;
};
#endif

```

Figure 243. Header file STACK.H (AMODE 64)

Sample Language Environment dump with C/C++-specific information

This sample dump was produced by compiling the routines shown in [Figure 238 on page 445](#) and [Figure 240 on page 446](#). They were both compiled using options LP64 and GONUM to produce statement numbers in the CEEDUMP. Notice the sequence of calls in the traceback section - CELQINIT is the Language Environment module that invokes the main entry. main calls `fetchPtr()` at statement number 60, which in turn, through `@@FECBMODULE1` fetches the user-defined function `func1` shown in [Figure 240 on page 446](#). `func1` calls the library routine `__cdump()` in statement number 5. The complete program unit names for `main` and `func1` are shown in the Fully Qualified Names section along with its load module name.

Information for enclave main

Information for thread 25AC528000000000

Traceback:

DSA	Entry	E Offset	Statement	Load Mod	Program Unit	Service	Status
00000001	_cdump	+00000000		CELQLIB		HLE7730	Call
00000002	func1	+00000020	5	MODULE1	func1.c		Call
00000003	@@FECBMODULE1						
00000004	main	-005F601C	60	CSAMPLE	** NoName **		Call
00000005	CELQINIT	+00000134C		CELQLIB	FIG142 CELQINIT	HLE7730	Call

DSA	DSA Addr	E Addr	PU Addr	PU Offset	Comp Date	Attributes
00000001	00000001082FEDC0	0000000025C1FFE0	0000000000000000	*****	20060111	XPLINK EBCDIC POSIX IEEE
00000002	00000001082FEF00	0000000025D8A0D0	0000000000000000	*****	20060222	XPLINK EBCDIC POSIX IEEE
00000003	00000001082FF000	0000000025D8D058	0000000025D8D048	005F600C		XPLINK EBCDIC POSIX Floating Point
00000004	00000001082FF180	00000000257000D0	0000000000000000	*****	20060222	XPLINK EBCDIC POSIX IEEE
00000005	00000001082FF280	0000000025703010	0000000025703010	0000134C	20060111	XPLINK EBCDIC POSIX Floating Point

Fully Qualified Names

DSA	Entry	Program Unit	Load Module
00000002	func1	AQMVS0E:/u/alfcar/tools/func1.c	MODULE1
00000004	main	PLPSC:/'/POSIX.CRTL.C(FIG142)'	CSAMPLE

Control Blocks for Active Routines:

DSA for _cdump: 00000001082FF5C0

+000000 R4.....	00000001082FEF00	R5.....	0000000025D77E10	R6.....	0000000025C1FFE0
+000018 R7.....	0000000025D8A0F2	R8.....	0000000025796F40	R9.....	0000000025D8A110
+000030 R10.....	00000001082FF880	R11.....	0000000000000000	R12.....	0000000100007AC0
+000048 R13.....	00000001082FF180	R14.....	000000010000B238	R15.....	0000000025D8D048
+000060 reserved.	0000000025AA5FD6	reserved.	0000000000000000	HPTRAN...	0000000025D71580
+000078 reserved.	0000000100007AC0				

DSA for func1: 00000001082FF700

+000000 R4.....	00000001082FF000	R5.....	00000001083012E0	R6.....	0000000025D8A0D0
+000018 R7.....	000000002579703E	R8.....	0000000025796F40	R9.....	00000001082FF800
+000030 R10.....	00000001082FF880	R11.....	0000000000000000	R12.....	0000000100007AC0
+000048 R13.....	00000001082FF180	R14.....	000000010000B238	R15.....	0000000025D8D048
+000060 reserved.	00000000180F58FF	reserved.	001007FF00000000	HPTRAN...	00000001082FF920
+000078 reserved.	0000000000000000				

DSA for @@FECBMODULE1 : 00000001082FF800

+000000 R4.....	00000001082FF180	R5.....	C0F0FFFE7AC07FF	R6.....	0000000025D8D058
+000018 R7.....	0000000025700356	R8.....	0000000000006FE8	R9.....	0000000025700410
+000030 R10.....	0000000025700620	R11.....	0000000108415310	R12.....	0000000100005300
+000048 R13.....	0000000000006F50	R14.....	0000000025753360	R15.....	000000000000001F
+000060 reserved.	0000000700006FE8	reserved.	0000000025700410	HPTRAN...	0000000100002000
+000078 reserved.	0000000108415310				

DSA for main: 00000001082FF980

+000000 R4.....	00000001082FF280	R5.....	0000000108300090	R6.....	00000000257000D0
+000018 R7.....	000000002570435E	R8.....	0000000000006FE8	R9.....	0000000025701548
+000030 R10.....	0000000025700620	R11.....	0000000108415310	R12.....	0000000100005300
+000048 R13.....	0000000000006F50	R14.....	0000000025753360	R15.....	000000000000001F
+000060 reserved.	0000000000000000	reserved.	0000000000000000	HPTRAN...	0000000000000000
+000078 reserved.	0000000000000000				

DSA for CELQINIT: 00000001082FFA80

+000000 R4.....	00000001082FF760	R5.....	0000000000000000	R6.....	0000000025703010
+000018 R7.....	00000000257044F8	R8.....	0000000000000000	R9.....	0000000000000000
+000030 R10.....	0000000000000000	R11.....	0000000000000000	R12.....	0000000000000000
+000048 R13.....	0000000000000000	R14.....	0000000000000000	R15.....	0000000000000000
+000060 reserved.	0000000000000000	reserved.	0000000000000000	HPTRAN...	0000000000000000
+000078 reserved.	0000000000000000				

Storage for Active Routines:

DSA frame(00000001082FEDC0)

+0800	00000001082FF5C0	00000001	082FEF00	00000000	25D77E10P=.
+0810	00000001082FF5D0	00000000	25C1FFE0	00000000	25D8A0F2A.....Q.2
+0820	00000001082FF5E0	00000000	25796F40	00000000	25D8A110?.....Q..
+0830	00000001082FF5F0	00000001	082FF880	00000000	000000008.....
+0840	00000001082FF600	00000001	00007AC0	00000001	082FF180:.....1.
+0850	00000001082FF610	00000001	0000B238	00000000	25D8D048Q.....
+0860	00000001082FF620	00000000	25AA5FD6	00000000	00000000^0.....
+0870	00000001082FF630	00000000	25D71580	00000001	00007AC0P.....:
+0880	00000001082FF640	00000001	082FF6A0	00000000	25C207196.....B..
+0890	00000001082FF650	00000001	082FF690	00000000	000000006.....

Figure 244. Example dump from sample C routine (AMODE 64) (Part 1 of 4)

The following is part two of the example dump from sample C routine (AMODE 64).

```

+08A0 00000001082FF660 00000000 00000000 00000000 00000000 |.....|
+08B0 00000001082FF670 00000000 00000000 00000001 082FF75C |.....7*|
+08C0 00000001082FF680 00000000 25D8D0E0 00000000 25D8D0C8 |.....Q.H|
+08D0 00000001082FF690 00018C7B 49C3C5C5 00000000 00000000 |...#.CEE|
+08E0 00000001082FF6A0 E38889A2 4089A240 8140A281 94979385 |This is a sample|
+08F0 00000001082FF6B0 4084A494 97404040 40404040 40404040 |dump|
+0900 00000001082FF6C0 40404040 40404040 40404040 40404040 |
+0910 00000001082FF6D0 - +00092F 00000001082FF6EF same as above
+0930 00000001082FF6F0 00000001 083012D0 00000000 00000020 |.....|

DSA frame(00000001082FF600)
+0800 00000001082FF700 00000001 082FF900 00000001 083012E0 |.....0|
+0810 00000001082FF710 00000000 25D8A0D0 00000000 2579703E |.....Q|
+0820 00000001082FF720 00000000 25796F40 00000001 082FF800 |.....?.....8|
+0830 00000001082FF730 00000001 082FF880 00000000 00000000 |.....8|
+0840 00000001082FF740 00000001 00007AC0 00000001 082FF180 |.....1|
+0850 00000001082FF750 00000001 0000B238 00000000 25D8D048 |.....Q|
+0860 00000001082FF760 00000000 180F58FF 001007FF 00000000 |.....9|
+0870 00000001082FF770 00000001 082FF920 00000000 00000000 |.....Q|
+0880 00000001082FF780 00000000 25D8A110 00000001 00007AC0 |.....8*|
+0890 00000001082FF790 00000001 00007AC0 00000001 082FF85C |.....8Y|
+08A0 00000001082FF7A0 00000001 082FF8E0 00000001 082FF8E8 |.....80.....0=|
+08B0 00000001082FF7B0 00000001 082FF8F0 00000000 25D67E10 |.....vY|
+08C0 00000001082FF7C0 00000001 08300070 00000001 0000A5E8 |.....|
+08D0 00000001082FF7D0 00000000 25753360 00000000 0000001F |.....|
+08E0 00000001082FF7E0 40404040 40404040 00000000 00000001 |.....|
+08F0 00000001082FF7F0 00000000 00000000 00000001 00000000 |.....|

DSA frame(00000001082FF800)
+0800 00000001082FF800 00000001 082FF180 C0F0FFFF E7AC07FF |.....1..0..X...|
+0810 00000001082FF810 00000000 25D8D058 00000000 25700356 |.....Q|
+0820 00000001082FF820 00000000 00006FE8 00000000 25700410 |.....?Y|
+0830 00000001082FF830 00000000 25700620 00000001 08415310 |.....|
+0840 00000001082FF840 00000001 00005300 00000000 00006F50 |.....?&|
+0850 00000001082FF850 00000000 25753360 00000000 0000001F |.....|
+0860 00000001082FF860 00000007 00006FE8 00000000 25700410 |.....?Y|
+0870 00000001082FF870 00000001 00002000 00000001 08415310 |.....Q|
+0880 00000001082FF880 00000001 082FF180 00000000 25D67E10 |.....1.....0=|
+0890 00000001082FF890 00000000 25940F18 00000000 00000019 |.....m|
+08A0 00000001082FF8A0 00000000 00006FE8 00000000 25700410 |.....?Y|
+08B0 00000001082FF8B0 00000000 25700620 00000000 25D8A000 |.....Q|
+08C0 00000001082FF8C0 00000001 08415378 00000000 25D8A000 |.....Q|
+08D0 00000001082FF8D0 00000000 25D8A000 00000001 082FF89C |.....Q.....8|
+08E0 00000001082FF8E0 00000001 083012D0 00000000 25D8D048 |.....Q|
+08F0 00000001082FF8F0 00000000 00000000 00000000 00000000 |.....|
+0900 00000001082FF900 00000000 257003F0 00000000 00000000 |.....0|
+0910 00000001082FF910 00000000 00000000 58F0C2B8 58F0FFA4 |.....0B..0.u|
+0920 00000001082FF920 00000001 08300080 00000000 00000000 |.....|
+0930 00000001082FF930 D4D6C4E4 D3C5F140 00000000 00002000 |MODULE1|
+0940 00000001082FF940 00000000 00000000 00000000 00000000 |.....|
+0950 00000001082FF950 - +00095F 00000001082FF95F same as above
+0960 00000001082FF960 00000000 00000008 00000000 00000000 |.....|
+0970 00000001082FF970 00000000 00000000 00000001 00000000 |.....|

DSA frame(00000001082FF180)
+0800 00000001082FF980 00000001 082FF280 00000001 08300090 |.....2|
+0810 00000001082FF990 00000000 257000D0 00000000 2570435E |.....;|
+0820 00000001082FF9A0 00000000 00006FE8 00000000 25701548 |.....?Y|
+0830 00000001082FF9B0 00000000 25700620 00000001 08415310 |.....|
+0840 00000001082FF9C0 00000001 00005300 00000000 00006F50 |.....?&|
+0850 00000001082FF9D0 00000000 25753360 00000000 0000001F |.....|
+0860 00000001082FF9E0 00000000 00000000 00000000 00000000 |.....|
+0870 00000001082FF9F0 - +00087F 00000001082FF9FF same as above
+0880 00000001082FFA00 00000000 25D8D170 00000000 00000020 |.....QJ|
+0890 00000001082FFA10 00000000 25D8D178 00000000 00000000 |.....QJ|
+08A0 00000001082FFA20 00000000 00000000 00000000 00000000 |.....|
+08B0 00000001082FFA30 - +0008BF 00000001082FFA3F same as above
+08C0 00000001082FFA40 00000000 25D8D178 00000000 25D873D8 |.....QJ.....Q.Q|
+08D0 00000001082FFA50 00000000 25D88750 00000000 00000000 |.....Qg&|
+08E0 00000001082FFA60 00000000 00000000 00000000 00000000 |.....|
+08F0 00000001082FFA70 - +0008FF 00000001082FFA7F same as above

```

Figure 245. Example dump from sample C routine (AMODE 64) (Part 2 of 4)

The following is part three of the example dump from sample C routine (AMODE 64).

```

DSA frame(00000001082FF280)
+0800 00000001082FFA80 00000001 082FF760 00000000 00000000 |.....7-.....|
+0810 00000001082FFA90 00000000 25703010 00000000 257044F8 |.....8.....|
+0820 00000001082FFAA0 00000000 00000000 00000000 00000000 |.....|
+0830 00000001082FFAB0 - +00087F 00000001082FFAFF |.....|
+0880 00000001082FFB00 00000001 082FFD08 00000001 082FF760 |.....7-|
+0890 00000001082FFB10 00000001 00007AC0 00000000 00000000 |.....|
+08A0 00000001082FFB20 00000000 00000000 00000000 00000000 |.....|
+08B0 00000001082FFB30 - +0009FF 00000001082FFC7F |.....|
+08C0 00000001082FFC80 00000000 00000000 00000001 082FFD08 |.....|
+08D0 00000001082FFC90 00000000 00000000 00000000 00000000 |.....|
+08E0 00000001082FFCA0 - +000A7F 00000001082FFCFF |.....|
+08F0 00000001082FFD00 00000000 00000000 00000001 00000000 |.....|
+0900 00000001082FFD10 00000000 00000000 00000000 00000000 |.....|
+09A0 00000001082FFD20 - +000ADF 00000001082FFD5F |.....|
+09E0 00000001082FFD60 00000001 00003C60 00000001 00005300 |.....|
+09F0 00000001082FFD70 00000001 00007AC0 00000000 00000000 |.....|
+0A00 00000001082FFD80 00000000 00000000 00000000 00000000 |.....|
+0A10 00000001082FFD90 - +000B4F 00000001082FFDCF |.....|
+0A50 00000001082FFDD0 00000000 00000000 00000001 08300090 |.....|
+0A60 00000001082FFDE0 00000000 00000000 00000000 00000000 |.....|
+0A70 00000001082FFDF0 - +000BAF 00000001082FFE2F |.....|
+0AB0 00000001082FFE30 00000000 00000000 00000001 08300090 |.....|
+0AC0 00000001082FFE40 00000000 00000001 00000001 08415320 |.....|
+0AD0 00000001082FFE50 00000001 08413430 00000001 082FF280 |.....|
+0AE0 00000001082FFE60 00000000 25704444 00000000 25700000 |.....2.....|
+0AF0 00000001082FFE70 00000000 00000098 00000000 00000000 |.....q.....|
+0C00 00000001082FFE80 00000000 00000000 00000000 00000000 |.....|
+0C10 00000001082FFE90 - +000CDF 00000001082FFF5F |.....|
same as above

Control Blocks Associated with the Thread:
CAA(0000000100007AC0)
+0000 0000000100007AC0 00000000 00000000 00000000 00000000 |.....|
+0010 0000000100007AD0 - +0002AF 0000000100007D6F |.....|
+0020 0000000100007D70 00008000 00000000 00000000 00000000 |.....|
+00C0 0000000100007D80 00000000 00000000 00000000 00000000 |.....|
+00D0 0000000100007D90 - +00030F 0000000100007DCF |.....|
+0010 0000000100007DD0 00000001 0000B918 00000000 00000000 |.....|
+0030 0000000100007DE0 00000001 00005558 00000000 00000000 |.....|
+0030 0000000100007DF0 00000001 00008E58 00000000 25D8D048 |.....Q.....|
+0040 0000000100007E00 00000001 00008630 00000001 0000A498 |.....f.....uq|
+0050 0000000100007E10 00000000 00000000 00000001 00008828 |.....h.....|
+0060 0000000100007E20 03030210 15040000 00000000 257D2FC6 |.....'F.....|
+0070 0000000100007E30 00000000 00000000 00000001 00007668 |.....|
+0080 0000000100007E40 00000001 082FF760 00000001 00005300 |.....7.....|
+0090 0000000100007E50 00000001 00003C60 00000001 00007AA8 |.....y.....|
+00A0 0000000100007E60 00000001 00007AC0 00000000 00000000 |.....|
+00B0 0000000100007E70 00000000 00000004 00000000 00000000 |.....|
+00C0 0000000100007E80 00000000 00000000 00000000 00000000 |.....|
+00D0 0000000100007E90 25AC5280 00000000 00000001 000039D0 |.....|
+00E0 0000000100007EA0 00000001 00008478 00000000 00000000 |.....d.....|
+00F0 0000000100007EB0 00000000 00000000 00000000 25770FE0 |.....|
+0040 0000000100007EC0 00000000 00000000 00000000 00000000 |.....|
+0010 0000000100007ED0 00000001 00007ED8 00000001 00000000 |.....=Q.....|
+0020 0000000100007EE0 00000000 00000000 00000000 00000000 |.....|
+0030 0000000100007EF0 - +0004BF 0000000100007F7F |.....|
same as above
MATH PARAMETERS: (0000000025D82AD0)
+0000 0000000025D82AD0 00000000 00000000 00000000 00000000 |.....|
+0010 0000000025D82AE0 - +00001F 0000000025D82AEF |.....|
same as above
Thread Synchronization Queue Element (SQL)(0000000025D820A0)
+0000 0000000025D820A0 00000000 00000000 00000000 00000000 |.....|
+0010 0000000025D820B0 - +00002F 0000000025D820CF |.....|
+0030 0000000025D820D0 00000000 00000000 00000001 00007AC0 |.....|
+0040 0000000025D820E0 00000000 00000000 00000000 00000000 |.....|
+0050 0000000025D820F0 - +00006F 0000000025D8210F |.....|
same as above
DUMMY DSA: 00000001082FFF60
+000000 R4..... 0000000000000000 R5..... 0000000000000000 R6..... 0000000000000000
+000018 R7..... 1111111111111111 R8..... 0000000000000000 R9..... 0000000000000000
+000030 R10..... 0000000000000000 R11..... 0000000000000000 R12..... 0000000000000000
+000048 R13..... 0000000000000000 R14..... 0000000000000000 R15..... 0000000000000000
+000060 reserved. 0000000000000000 reserved. 0000000000000000 HPTRAN... 0000000000000000
+000078 reserved. 0000000000000000
CEE3DMP called by program unit (entry point __cdump) at offset +00000000.

Registers on Entry to CEE3DMP:
PM..... 0100
GPR0..... ***** GPR1..... ***** GPR2..... ***** GPR3..... *****
GPR4..... 00000001082FEDC0 GPR5..... 00000000257D07CC GPR6..... 00000000257CCB80 GPR7..... 0000000025C20124
GPR8..... 0000000025D77E10 GPR9..... 00000001082FF6A0 GPR10..... 0000000025D8A110 GPR11..... 0000000000000001
GPR12..... 0000000100007AC0 GPR13..... 00000001082FF180 GPR14..... 000000010000B238 GPR15..... 0000000025D8D048

```

Figure 246. Example dump from sample C routine (AMODE 64) (Part 3 of 4)

The following is part four of the example dump from sample C routine (AMODE 64).

```

GPREG STORAGE:
Storage around GPR0 is invalid.
Storage around GPR1 is invalid.
Storage around GPR2 is invalid.
Storage around GPR3 is invalid.

Storage around GPR4 (00000001082FEDC0)
+0800 00000001082FF5C0 00000001 082FEF00 00000000 25D77E10 |.....P=..|
+0810 00000001082FF5D0 00000000 25C1FFE0 00000000 25D8A0F2 |.....A.....Q.2|
+0820 00000001082FF5E0 00000000 25796F40 00000000 25D8A110 |.....?.....Q..|
+0830 00000001082FF5F0 00000001 082FF880 00000000 00000000 |.....8.....|
+0840 00000001082FF600 00000001 00007AC0 00000001 082FF180 |.....:.....1..|
+0850 00000001082FF610 00000001 0000B238 00000000 25D8D048 |.....:.....Q..|
Storage around GPR5 (00000000257D077C)
-0020 00000000257D07AC 00000000 00000000 00000000 00000000 |.....|
-0010 00000000257D07BC - +FFFFFF 00000000257D07CB |.....|
+0000 00000000257D07CC 257CCB80 00000F38 00000F38 00000000 |.....same as above|
+0010 00000000257D07DC 257D0880 00000000 257D0874 00000000 |.....|. @.....|
+0020 00000000257D07EC 257D0850 00000000 257D0850 00000000 |.....|. &.....&.....|
+0030 00000000257D07FC - +00003F 00000000257D080B |.....|. &.....&.....|
Storage around GPR6 (00000000257CCB80)
-0020 00000000257CCB60 F0F9F0F0 0005C4F1 F9F0F200 00000000 |.....|0900..D1902.....|
-0010 00000000257CCB70 00C300C5 00C500F1 00003DE8 00000740 |.....|.C.E.E.1...Y...|
+0000 00000000257CCB80 EB134880 0024B904 0004A74B F8C0EB5F |.....|.x.8.....^|
+0010 00000000257CCB90 48080024 E3040800 00244190 4FFFEB13 |.....|.T.....|
+0020 00000000257CCBA0 49800024 E38004B8 0017E380 80580004 |.....|.T.....T.....|
+0030 00000000257CCBB0 E3C80008 0004A788 00504080 4C6C1F88 |.....|.T.....xh.&.<%..h|
Storage around GPR7 (0000000025C20124)
-0020 0000000025C20104 C0600000 024E4470 0060C070 00000249 |.....|.---+..-.....|
-0010 0000000025C20114 EB568000 00044130 48D04120 71790D76 |.....|.---+..-.....|
+0000 0000000025C20124 07004800 48D0B914 0000A70E 0003A784 |.....|.---+..-.....|
+0010 0000000025C20134 FF75A70E 0005A784 FF7112BB A774FF6E |.....|.x...xd...x...>|
+0020 0000000025C20144 A7390000 EB4B4800 000447F0 70020000 |.....|.x.....0.....|
+0030 0000000025C20154 00000000 00C300C5 00C500F1 00000838 |.....|.---C.E.E.1....|

Storage around GPR8 (0000000025D77E10)
-0020 0000000025D77D00 00000000 25D78EB0 00000000 25C2ED28 |.....|.P.....B...|
-0010 0000000025D77E00 00000000 25D76E20 00000000 25B8ADC8 |.....|.P>.....H...|
+0000 0000000025D77E10 00000000 257D07CC 00000000 257CCB80 |.....|.---+..-.....|
+0010 0000000025D77E20 00000000 25B87E98 00000000 25B87E98 |.....|'=q.....=q...|
+0020 0000000025D77E30 00000000 257D69BC 00000000 257D6560 |.....|.---+..-.....|
+0030 0000000025D77E40 0001018F 49C3C5C5 00000000 00000000 |.....|.---CEE.....|
Storage around GPR9 (00000001082FF6A0)
-0020 00000001082FF680 00000000 25D8D0E0 00000000 25D8D0C8 |.....|.Q.....Q.H|
-0010 00000001082FF690 00010C7B 49C3C5C5 00000000 00000000 |.....|.---+..-.....|
+0000 00000001082FF6A0 E38889A2 4089A240 8140A281 94979385 |.....|.This is a sample|
+0010 00000001082FF6B0 4084A494 97404040 40404040 40404040 |.....|.dump.....|
+0020 00000001082FF6C0 40404040 40404040 40404040 40404040 |.....|.dump.....|
+0030 00000001082FF6D0 - +00003F 00000001082FF6DF |.....|.same as above|
Storage around GPR10 (0000000025D8A110)
-0020 0000000025D8A0F0 0D760700 A7390000 E3704818 0004EB89 |.....|.---+..-.....|
-0010 0000000025D8A100 48200004 41404100 47F07002 00000000 |.....|.---+..-.....|
+0000 0000000025D8A110 E38889A2 4089A240 8140A281 94979385 |.....|.This is a sample|
+0010 0000000025D8A120 4084A494 97000000 02CE07C0 00000068 |.....|.dump.....|
+0020 0000000025D8A130 80800281 00000503 0000003C 01000000 |.....|.a.....|
+0030 0000000025D8A140 000586A4 9583F140 FFFFFFF9 00000000 |.....|.func1 ...q....|
Storage around GPR11 (0000000000000001)
-0001 0000000000000000 Inaccessible storage.
+000F 0000000000000010 Inaccessible storage.
+001F 0000000000000020 Inaccessible storage.
+002F 0000000000000030 Inaccessible storage.
+003F 0000000000000040 Inaccessible storage.
+004F 0000000000000050 Inaccessible storage.
Storage around GPR12 (0000000100007AC0)
-0020 0000000100007AA0 00000000 00000000 C3C5C5C3 C1C14040 |.....|.CEECAA |
-0010 0000000100007AB0 00000000 00000000 00000000 00000000 |.....|.same as above|
+0000 0000000100007AC0 - +00003F 0000000100007AFF |.....|.same as above|
Storage around GPR13 (00000001082FF180)
-0020 00000001082FF160 00000001 00000000 00000000 25853F8C |.....|.e.....|
-0010 00000001082FF170 00000000 25D88AC0 00000000 25C20719 |.....|.Q.....B...|
+0000 00000001082FF180 084134F0 25D82118 082FE740 25853F44 |.....|.0.Q....X.e...|
+0010 00000001082FF190 08413550 00000020 000044E8 25D8218C |.....|.---+..-.....|
+0020 00000001082FF1A0 25D8A000 00007AC0 082FF8C8 00000000 |.....|.Q.....8H....|
+0030 00000001082FF1B0 00000000 00000000 00000000 00000D90 |.....|.Q.....8H....|
Storage around GPR14 (000000010000B238)
-0020 000000010000B218 00000000 00000000 00000000 00000000 |.....|.same as above|
-0010 000000010000B228 - +00003F 000000010000B277 |.....|.same as above|
Storage around GPR15 (0000000025D8D048)
-0020 0000000025D8D028 00008000 00007E78 00000000 00000000 |.....|=.....|
-0010 0000000025D8D038 00000000 00000000 25D8D000 00000128 |.....|.Q.....|
+0000 0000000025D8D048 00C300C5 00C500F1 00000038 00000184 |.....|.C.E.E.1.....d|
+0010 0000000025D8D058 EB134880 0024B904 0014EB4F 46800024 |.....|.---+..-.....|
+0020 0000000025D8D068 A748FE80 41940800 B90400F6 A7FBFF00 |.....|.x...m.....6x..0|
+0030 0000000025D8D078 E3806100 001707F8 02CE0FFF 00000024 |.....|.T./...8.....|

```

Figure 247. Example dump from sample C routine (AMODE 64) (Part 4 of 4)

C/C++ contents of the Language Environment trace tables

Language Environment provides C/C++ trace table entry types 5 and 6, which contain character data.

Trace entry 5 occurs when a C library function is called. The format for trace table entry 5 is:

```

NameOfCallingFunction
-->(xxxx) NameOfCalledFunction<(input_parameters)>

```

or, for called functions calloc, free, malloc, and realloc:

```
NameOfCallingFunction  
-->(xxx) NameOfCalledFunction<(input_parameters)>
```

In addition, when the call is due to one of these C++ operators:

```
-new,  
-new[],  
-delete,  
-delete[]
```

then the C++ operator will appear and the format becomes:

```
NameOfCallingFunction  
-->(xxx) NameOfCalledFunction<(input_parameters)>  
  
NameOfC++Operator
```

The `input_parameters` and `NameOfC++Operator` only appear for the appropriate functions. The angle brackets (<>) indicate that this information does not always appear.

Trace entry 6 occurs when a C library function returns. The format for trace table entry 6 is:

```
<--(xxxx)  
R1=xxxxxxxxxxxxxxxx R2=xxxxxxxxxxxxxxxx R3=xxxxxxxxxxxxxxxx  
ERRNO=xxxxxxxxx ERRNO2=xxxxxxxxx
```

In the entry types, (xxx) and (xxxx) are numbers associated with the called library function and are used to associate a specific entry record with its corresponding return record.

For entry types 5 and 6, the number will be the same as the number of the function as seen in the C runtime library definition side-deck, SCEELIB dataset member CELQS003, on the IMPORT statement for that function.

Figure 248 on page 453 shows an XPLINK trace that contains examples of the trace entries 5 and 6. For more information about the Language Environment trace table format, see [“Understanding the trace table entry \(TTE\)”](#) on page 424.

Language Environment Trace Table:			
Most recent trace entry is at displacement: 000600			
Displacement	Trace Entry in Hexadecimal		Trace Entry in EBCDIC
+000000	Time 21.58.20.255215	Date 2004.04.20 Thread ID... 8000000000000000	
+000010	Member ID... 03	Flags... 000000 Entry Type... 00000005	
+000018	86099385 82A4867A 7A96A585 99869396 A64D8995 A35D4040 40404040 40404040		filebuf::overflow(int)
+000030	60606E40 F0F1F5F6 5D40D9F1 7EF0F0F0 F0F0F0F0 F1F0F8F7 F1C1C6F8 F040D9F2		-->(0156) __errno()
+000050	40404040 40404040 40404040 40404040 40404040 40404040 40404040 40404040		
+000070	40404040 40404040		
+000080	Time 21.58.20.255216	Date 2004.04.20 Thread ID... 8000000000000000	
+000090	Member ID... 03	Flags... 000000 Entry Type... 00000005	
+000098	4C60604D F0F1F5F6 5D40D9F1 7EF0F0F0 F0F0F0F0 F1F0F8F7 F1C1C6F8 F040D9F2		<--(0156) R1=0000000010071AF80 R2
+0000B8	7EF0F0F0 F0F0F0F0 F0F2F5F5 F2C2F8C2 F840D9F3 7EF0F0F0 F0F0F0F0 F1F0F0F0		=0000000025528888 R3=000000001000
+0000D8	F0F7F5F5 F040C5D9 D9D5D67E F0F0F0F0 F0F0F0F0 40C5D9D9 D5D6F27E F0F0F0F0		07558 ERRNO=00000000 ERRNO2=0000
+0000F8	F0F0F0F0 00000000		0000....
+000100	Time 21.58.20.255216	Date 2004.04.20 Thread ID... 8000000000000000	
+000110	Member ID... 03	Flags... 000000 Entry Type... 00000005	
+000118	86099385 82A4867A 7A96A585 99869396 A64D8995 A35D4040 40404040 40404040		filebuf::overflow(int)
+000138	60606E40 F0F1F5F6 5D40D9F1 7EF0F0F0 F0F0F0F0 F1F0F8F7 F1C1C6F8 F040D9F2		-->(0156) __errno()
+000158	40404040 40404040 40404040 40404040 40404040 40404040 40404040 40404040		
+000178	40404040 40404040		
+000180	Time 21.58.20.255217	Date 2004.04.20 Thread ID... 8000000000000000	
+000190	Member ID... 03	Flags... 000000 Entry Type... 00000005	
+000198	4C60604D F0F1F5F6 5D40D9F1 7EF0F0F0 F0F0F0F0 F1F0F8F7 F1C1C6F8 F040D9F2		<--(0156) R1=0000000010071AF80 R2
+0001B8	7EF0F0F0 F0F0F0F0 F0F2F5F5 F2C2F8C2 F840D9F3 7EF0F0F0 F0F0F0F0 F1F0F0F0		=0000000025528888 R3=000000001000
+0001D8	F0F7F5F5 F040C5D9 D9D5D67E F0F0F0F0 F0F0F0F0 40C5D9D9 D5D6F27E F0F0F0F0		07558 ERRNO=00000000 ERRNO2=0000
+0001F8	F0F0F0F0 00000000		0000....
+000200	Time 21.58.20.255218	Date 2004.04.20 Thread ID... 8000000000000000	
+000210	Member ID... 03	Flags... 000000 Entry Type... 00000005	
+000218	86099385 82A4867A 7A96A585 99869396 A64D8995 A35D4040 40404040 40404040		filebuf::overflow(int)
+000238	60606E40 F0F0F0F0 F0F2F5F5 F2C2F8C2 F840D9F3 7EF0F0F0 F0F0F0F0 F1F0F0F0		-->(007E) fwrite()
+000258	40404040 40404040 40404040 40404040 40404040 40404040 40404040 40404040		
+000278	40404040 40404040		
+000280	Time 21.58.20.255242	Date 2004.04.20 Thread ID... 8000000000000000	
+000290	Member ID... 03	Flags... 000000 Entry Type... 00000005	
+000298	4C60604D F0F0F0F0 F0F2F5F5 F2C2F8C2 F840D9F3 7EF0F0F0 F0F0F0F0 F1F0F0F0		<--(007E) R1=00000000100008830 R2
+0002B8	7EF0F0F0 F0F0F0F0 F0F2F5F5 F2C2F8C2 F840D9F3 7EF0F0F0 F0F0F0F0 F1F0F0F0		=0000000025528888 R3=000000000000
+0002D8	F0F0F0F0 F040C5D9 D9D5D67E F0F0F0F0 F0F0F0F0 40C5D9D9 D5D6F27E F0F0F0F0		0000E ERRNO=00000000 ERRNO2=0000
+0002F8	F0F0F0F0 00000000		0000....
+000300	Time 21.58.20.255243	Date 2004.04.20 Thread ID... 8000000000000000	
+000310	Member ID... 03	Flags... 000000 Entry Type... 00000005	
+000318	86099385 82A4867A 7A96A585 99869396 A64D8995 A35D4040 40404040 40404040		filebuf::overflow(int)
+000338	60606E40 F0F0F0F0 F0F2F5F5 F2C2F8C2 F840D9F3 7EF0F0F0 F0F0F0F0 F1F0F0F0		-->(006d) fflush()
+000358	40404040 40404040 40404040 40404040 40404040 40404040 40404040 40404040		
+000378	40404040 40404040		
+000380	Time 21.58.20.255244	Date 2004.04.20 Thread ID... 8000000000000000	
+000390	Member ID... 03	Flags... 000000 Entry Type... 00000005	
+000398	4C60604D F0F0F0F0 F0F2F5F5 F2C2F8C2 F840D9F3 7EF0F0F0 F0F0F0F0 F1F0F0F0		<--(006d) R1=00000000100008480 R2
+0003B8	7EF0F0F0 F0F0F0F0 F0F2F5F5 F2C2F8C2 F840D9F3 7EF0F0F0 F0F0F0F0 F1F0F0F0		=0000000025528888 R3=000000000000
+0003D8	F0F0F0F0 F040C5D9 D9D5D67E F0F0F0F0 F0F0F0F0 40C5D9D9 D5D6F27E F0F0F0F0		00000 ERRNO=00000000 ERRNO2=0000
+0003F8	F0F0F0F0 00000000		0000....
+000400	Time 21.58.20.255245	Date 2004.04.20 Thread ID... 8000000000000000	
+000410	Member ID... 03	Flags... 000000 Entry Type... 00000005	
+000418	86099385 82A4867A 7A96A585 99869396 A64D8995 A35D4040 40404040 40404040		filebuf::overflow(int)
+000438	60606E40 F0F1F5F6 5D40D9F1 7EF0F0F0 F0F0F0F0 F1F0F8F7 F1C1C6F8 F040D9F2		-->(0156) __errno()
+000458	40404040 40404040 40404040 40404040 40404040 40404040 40404040 40404040		
+000478	40404040 40404040		

Figure 248. Trace table with XPLINK trace table entries 5 and 6 (AMODE 64)

The following is the second part of the trace table with XPLINK trace table entries 5 and 6 (AMODE 64).

```

+000480 Time 21.58.20.255245 Date 2004.04.20 Thread ID... 8000000000000000
+000490 Member ID... 03 Flags..... 000000 Entry Type..... 00000006
+000498 4C60604D F0F1F5F6 5D40D9F1 7EF0F0F0 F0F0F0F0 F1F0F8F7 F1C1C6F8 F040D9F2 |<-- (0156) R1=000000010871AF80
R2|
+000488 7EF0F0F0 F0F0F0F0 F0F2F5F5 F2C2F8C2 F840D9F3 7EF0F0F0 F0F0F0F0 F1F0F0F0 |=000000002552B8B8
R3=00000001000|
+0004D8 F0F7F5F5 F840C5D9 D9D5D67E F0F0F0F0 F0F0F0F0 40C5D9D9 D5D6F27E F0F0F0F0 |07558 ERRNO=00000000
ERRN02=0000|
+0004F8 F0F0F0F0 00000000 |0000....
|
+000500 Time 21.58.20.255246 Date 2004.04.20 Thread ID... 8000000000000000
+000510 Member ID... 03 Flags..... 000000 Entry Type..... 00000005
+000518 86899385 82A4867A 7A96A585 99869396 A64D8995 A35D4040 40404040 40404040 |filebuf::overflow(int)
|
+000538 60606E4D F0F1F5F6 5D406D6D 85999995 964D5D40 40404040 40404040 40404040 |-->(0156) __errno()
|
+000558 40404040 40404040 40404040 40404040 40404040 40404040 40404040 40404040 |
|
+000578 40404040 40404040 |
|
+000580 Time 21.58.20.255247 Date 2004.04.20 Thread ID... 8000000000000000
+000590 Member ID... 03 Flags..... 000000 Entry Type..... 00000006
+000598 4C60604D F0F1F5F6 5D40D9F1 7EF0F0F0 F0F0F0F0 F1F0F8F7 F1C1C6F8 F040D9F2 |<-- (0156) R1=000000010871AF80
R2|
+000588 7EF0F0F0 F0F0F0F0 F0F2F5F5 F2C2F8C2 F840D9F3 7EF0F0F0 F0F0F0F0 F1F0F0F0 |=000000002552B8B8
R3=00000001000|
+0005D8 F0F7F5F5 F840C5D9 D9D5D67E F0F0F0F0 F0F0F0F0 40C5D9D9 D5D6F27E F0F0F0F0 |07558 ERRNO=00000000
ERRN02=0000|
+0005F8 F0F0F0F0 00000000 |0000....
|
+000600 Time 21.58.20.255252 Date 2004.04.20 Thread ID... 8000000000000000
+000610 Member ID... 03 Flags..... 000000 Entry Type..... 00000005
+000618 E2A38183 924C8995 A36E7A7A 97A4A288 4D8995A3 5D404040 40404040 40404040 |Stack<int>::push(int)
|
+000638 60606E4D F0F0F5F6 5D409481 93939683 4DF1F65D 40404040 40404040 40404040 |-->(0056) malloc(16)
|
+000658 40404040 40404040 40404040 40404040 40404040 40404040 40404040 |
|
+000678 9585A640 40404040 |new
|
>>> +000680 Time 21.58.20.255253 Date 2004.04.20 Thread ID... 8000000000000000
+000690 Member ID... 03 Flags..... 000000 Entry Type..... 00000006
+000698 4C60604D F0F0F5F6 5D40D9F1 7EF0F0F0 F0F0F0F0 F1F0F8F3 F0C5C1F5 F040D9F2 |<-- (0056) R1=000000010830EA50
R2|
+0006B8 7EF0F0F0 F0F0F0F0 F0F2F5F5 F2C2F8C2 F840D9F3 7EF0F0F0 F0F0F0F0 F1F0F8F3 |=000000002552B8B8
R3=00000001083|
+0006D8 F0C5C1F5 F040C5D9 D9D5D67E F0F0F0F0 F0F0F0F0 40C5D9D9 D5D6F27E F0F0F0F0 |0EA50 ERRNO=00000000
ERRN02=0000|
+0006F8 F0F0F0F0 00000000 |0000....
|

```

Figure 249. Trace table with XPLINK trace table entries 5 and 6 (AMODE 64)

Debugging examples of C/C++ routines

This section contains examples that demonstrate the debugging process for C/C++ routines. Important areas of the output are highlighted. Data unnecessary to the debugging examples has been replaced by ellipses.

Divide-by-zero error

Figure 250 on page 455 illustrates a C program that contains a divide-by-zero error. The code was compiled with RENT so static and external variables need to be calculated from the WSA field. The code was compiled with LP64, GONUM (to produce statement numbers) and XREF, LIST and OFFSET to generate a listing, which is used to calculate addresses of functions and data. The code was processed by the binder with MAP to generate a binder map, which is used to calculate the addresses of static and external variables. The program was created with the option TERMTHDACT(UADUMP) which produced both a Language environment dump and a system dump.

```

/* C Routine with a Divide-by-Zero Error */
#pragma options(noinline)
#include <stdio.h>
#include <stdlib.h>
#include <errno.h>
int statint = 73;
int fa;
int funcb(int *pp);
int main(void) {
    int aa, bb=1;
    aa = bb;
    aa = funcb(&aa);
    return(aa);
}
int funcb(int *pp) {
    int result;
    fa = *pp;
    result = fa/(statint-73);
    printf("Result = %d\n",result);
    return result;
}

```

Figure 250. C routine with a divide-by-zero error (AMODE 64)

To debug this routine, use the following steps:

1. Locate the Original Condition message in the Condition Information for Active Routines section of the dump. In this example, the message is CEE3209S. The system detected a fixed-point divide exception. This message indicates the error was caused by an attempt to divide by zero. For more information about CEE3209S, see [Language Environment runtime messages](#) in *z/OS Language Environment Runtime Messages*.

The traceback section of the dump indicates that the exception occurred at offset X'52' within function funcb. This information is used along with the compiler-generated Pseudo Assembly Listing to determine where the problem occurred.

If the GONUMBER compiler option is specified, statement number information is in the dump. [Figure 251 on page 456](#) shows the generated traceback from the dump.

```

CEE3DMP V1 R8.0: Condition processing resulted in the unhandled condition.      Tue Feb 21 16:59:50 2006      Page: 1
Information for enclave main
Information for thread 25AC70A000000000

Traceback:
DSA      Entry      E Offset  Statement  Load Mod      Program Unit      Service  Status
00000001 CEEHDSIP +00000000 CELQLIB      CEEHDSIP      HLE7730 Call
00000002 CEEOS1GJ +0000094E CELQLIB      CEEOS1GJ      HLE7730 Call
00000003 CELQHR0D +0000024E CELQLIB      CELQHR0D      HLE7730 Call
00000004 CEEOS1GG -1D58AE60 CELQLIB      CEEOS1GG      HLE7730 Call
00000005 CELQHR0D +0000024E CELQLIB      CELQHR0D      HLE7730 Call
00000006 funcb  +00000052 CDIVZERO     CDIVZERO     Exception
00000007 main  +00000025 12 CDIVZERO     CDIVZERO     Call
00000008 CELQINIT +00001340 CELQLIB      CELQINIT      HLE7730 Call

DSA      DSA Addr      E Addr      PU Addr      PU Offset      Comp Date Attributes
00000001 00000001082FAAC0 0000000025793E88 0000000025793E88 00000000 20060109 XPLINK EBCDIC POSIX Floating Point
00000002 00000001082FD3E0 000000002580FE28 000000002580FE28 0000094E 20051214 XPLINK EBCDIC POSIX Floating Point
00000003 00000001082FD0E0 00000000257850D8 00000000257850D8 0000024E 20051214 XPLINK EBCDIC POSIX Floating Point
00000004 00000001082FE020 00000000258894E0 00000000258894E0 1D58AE60 20051214 XPLINK EBCDIC POSIX Floating Point
00000005 00000001082FEE40 00000000257850D8 00000000257850D8 0000024E 20051214 XPLINK EBCDIC POSIX Floating Point
00000006 00000001082FF080 00000000257080D0 0000000000000000 ***** 20060221 XPLINK EBCDIC POSIX IEEE
00000007 00000001082FF180 0000000025708170 0000000000000000 ***** 20060221 XPLINK EBCDIC POSIX IEEE
00000008 00000001082FF280 0000000025708010 0000000025708010 00001340 20051214 XPLINK EBCDIC POSIX Floating Point

Fully Qualified Names
DSA      Entry      Program Unit      Load Module
00000006 funcb  PLPSC:/'POSIX.CRTL.C(CDIVZERO)' /u/alfcar/tools/CDIVZERO
00000007 main  PLPSC:/'POSIX.CRTL.C(CDIVZERO)' /u/alfcar/tools/CDIVZERO

Condition Information for Active Routines
Condition Information for PLPSC:/'POSIX.CRTL.C(CDIVZERO)' (DSA address 00000001082FF080)
CIB Address: 00000001082FB000
Current Condition:
CEE01985 The termination of a thread was signaled due to an unhandled condition.
Original Condition:
CEE32095 The system detected a fixed-point divide exception (System Completion Code=0C9).
Location:
Program Unit: PLPSC:/'POSIX.CRTL.C(CDIVZERO)'
Entry: funcb Statement: 18 Offset: +00000052
Machine State:
ILC..... 0002 Interruption Code..... 0009
PSW..... 07B5240100000000 0000000025708124
GPR0..... 0000000000000000 GPR1..... 00000001082FFA40 GPR2..... 0000000108414340 GPR3..... 0000000108413430
GPR4..... 00000001082FF080 GPR5..... 0000000108300060 GPR6..... 0000000000000000 GPR7..... 0000000100000001
GPR8..... 00000000257080C8 GPR9..... 00000000257081B8 GPR10..... 0000000025708278 GPR11..... 0000000108414330
GPR12..... 0000000100005300 GPR13..... 0000000000006F60 GPR14..... 0000000025708F10 GPR15..... 000000000000001F
FPC..... 00000000
FPR0..... 4327CCCA 93BCEEF1 FPR1..... 00000000 00000000
FPR2..... 00000000 00000000 FPR3..... 00000000 00000000
FPR4..... 3C100000 00000000 FPR5..... 00000000 00000000
FPR6..... 34100000 00000000 FPR7..... 00000000 00000000
FPR8..... 00000000 00000000 FPR9..... 00000000 00000000
FPR10..... 00000000 00000000 FPR11..... 00000000 00000000
FPR12..... 00000000 00000000 FPR13..... 00000000 00000000
FPR14..... 00000000 00000000 FPR15..... 00000000 00000000
VR0..... 4327CCCA 93BCEEF1 00000000 00000000 VR1..... 00000000 00000000 00000000 00000000
VR2..... 00000000 00000000 00000000 00000000 VR3..... 00000000 00000000 00000000 00000000
VR4..... 3C100000 00000000 00000000 00000000 VR5..... 00000000 00000000 00000000 00000000
VR6..... 3C100000 00000000 00000000 00000000 VR7..... 00000000 00000000 00000000 00000000
VR8..... 00000000 00000000 00000000 00000000 VR9..... 00000000 00000000 00000000 00000000
VR10..... 00000000 00000000 00000000 00000000 VR11..... 00000000 00000000 00000000 00000000
VR12..... 00000000 00000000 00000000 00000000 VR13..... 00000000 00000000 00000000 00000000
VR14..... 00000000 00000000 00000000 00000000 VR15..... 00000000 00000000 00000000 00000000
VR16..... 00000000 00000000 00000000 00000000 VR17..... 00000000 00000000 00000000 00000000
VR18..... 00000000 00000000 00000000 00000000 VR19..... 00000000 00000000 00000000 00000000
VR20..... 00000000 00000000 00000000 00000000 VR21..... 00000000 00000000 00000000 00000000
VR22..... 00000000 00000000 00000000 00000000 VR23..... 00000000 00000000 00000000 00000000
VR24..... 00000000 00000000 00000000 00000000 VR25..... 00000000 00000000 00000000 00000000
VR26..... 00000000 00000000 00000000 00000000 VR27..... 00000000 00000000 00000000 00000000
VR28..... 00000000 00000000 00000000 00000000 VR29..... 00000000 00000000 00000000 00000000
VR30..... 00000000 00000000 00000000 00000000 VR31..... 00000000 00000000 00000000 00000000
Storage dump near condition, beginning at location(0000000025708112)
+0000 0000000025708112 0004E300 70000014 A708FB7 8E600020 [.....X.....]
+0010 0000000025708122 1D60B904 00075000 4BC0E320 48C00014 [.....&...T.....]

Parameters, Registers, and Variables for Active Routines:
funcb (DSA address 00000001082FF080):
DOWNSTACK DSA
Saved Registers:
GPR0..... ***** GPR1..... ***** GPR2..... ***** GPR3..... *****
GPR4..... 00000001082FF080 GPR5..... B8B8B8B8B8B8B8B8 GPR6..... 00000000257850D8 GPR7..... 0000000100000001
GPR8..... 00000000257080C8 GPR9..... 00000000257081B8 GPR10..... 0000000025708278 GPR11..... 0000000108414330
GPR12..... 4040404040404040 GPR13..... 4040404040404040 GPR14..... 4040404040404040 GPR15..... 4040404040404040

```

Figure 251. Sections of the dump from example C/C++ routine (AMODE 64) (Part 1 of 2)

```

GPREG STORAGE:
Storage around GPR0 is invalid.
Storage around GPR1 is invalid.
Storage around GPR2 is invalid.
Storage around GPR3 is invalid.
Storage around GPR4 (00000001082FF080)
+0800 00000001082FF080 00000001 082FF100 00000001 08300060 [.....1.....]
+0810 00000001082FF090 00000000 25708170 00000000 2570819A [.....a.....a]
+0820 00000001082FF0A0 00000000 257080C8 00000000 25709138 [.....H.....j]
+0830 00000001082FF0B0 00000000 25708278 00000001 08414330 [.....b.....]
+0840 00000001082FF0C0 00000001 00005300 00000000 00006F60 [.....7.....]
+0850 00000001082FF0D0 00000000 25708F10 00000000 0000001F [.....#2.....]

```

Figure 252. Sections of the dump from example C/C++ routine (AMODE 64) (Part 2 of 2)

2. In the traceback, statement number 12, corresponding to DSA 7, refers to line: `aa = funcb(&aa)` ; in the listing. This is where entry `funcb` is called. Similarly, statement number 18, corresponding to DSA 6, points to line: `result = fa/(statint-73)` ; in the listing. This line is where the divide by zero exception takes place.
3. Locate the instruction with the divide-by-zero error in the Pseudo Assembly Listing in [Figure 253](#) on page 457.

The offset (within `funcb`) of the exception from the traceback (X'52') reveals the divide instruction: `DR R6,R0` at that location. Instructions at offsets X'32' through X'58' refer to the `result = fa/(statint-73)` ; line of the C/C++ routine.

OFFSET	OBJECT	CODE	LINE#	FILE#	P S E U D O	A S S E M B L Y	L I S T I N G
Timestamp and Version Information							
000010	F2F0	F0F6				=C'2006'	Compiled Year
000014	F0F2	F2F1				=C'0221'	Compiled Date MMDD
000018	F1F5	F3F3	F1F5			=C'153315'	Compiled Time HHMMSS
00001E	F0F1	F0F8	F0F0			=C'010800'	Compiler Version
Timestamp and Version End							
15694A01	V1.8	z/OS XL C				'POSIX.CRTL.C(CDIVZERO)': funcb	02/21/06 15:33:15 Page 148
OFFSET	OBJECT	CODE	LINE#	FILE#	P S E U D O	A S S E M B L Y	L I S T I N G
			000015		* int funcb(int *pp) {		
000028					@2L0	DS	0D
000028	00C300C5					=F'12779717'	XPLink entrypoint marker
00002C	00C500F1					=F'12910833'	
000030	00000108					=F'264'	
000034	00000100					=F'256'	
000000					funcb	DS	0D
000000	EB59	4708	0024	000015		STMG	r5,r9,1800(r4)
000006	A74B	FF00		000015		AGHI	r4,H'-256'
00000A					End of Prolog		
00000A	C090	0000	006F	000000		LARL	r9,F'111'
000010	E310	4980	0024	000015		STG	r1,pp(,r4,2432)
				000016	* int result;		
				000017	* fa = *pp;		
000016	E360	4980	0004	000017		LG	r6,pp(,r4,2432)
00001C	E300	6000	0014	000017		LGF	r0,(*)int(,r6,0)
000022	E360	4808	0004	000017		LG	r6,#Save_ADA_Ptr_2(,r4,2056)
000028	E360	6000	0004	000017		LG	r6,=A(fa)(,r6,0)
00002E	5000	6000		000017		ST	r0,fa(,r6,0)
				000018	* result = fa/(statint-73);		
000032	E360	6000	0014	000018		LGF	r6,fa(,r6,0)
000038	E370	4808	0004	000018		LG	r7,#Save_ADA_Ptr_2(,r4,2056)
00003E	E370	7008	0004	000018		LG	r7,=A(statint)(,r7,8)
000044	E300	7000	0014	000018		LGF	r0,statint(,r7,0)
00004A	A70B	FFB7		000018		AGHI	r0,H'-73'
00004E	8E60	0020		000018		SRDA	r6,32
000052	1D60			000018		DR	r6,r0
000054	B904	0007		000018		LGR	r0,r7
000058	5000	48C0		000018		ST	r0,result(,r4,2240)
				000019	* printf("Result = %d\n",result);		
00005C	E320	48C0	0014	000019		LGF	r2,result(,r4,2240)
000062	E360	4808	0004	000019		LG	r6,#Save_ADA_Ptr_2(,r4,2056)
000068	EB56	6010	0004	000019		LMG	r5,r6,=A(printf)(r6,16)
00006E	B904	0019		000019		LGR	r1,r9
000072	0D76			000019		BASR	r7,r6
000074	0700			000019		NOPR	0
				000020	* return result;		
000076	E330	48C0	0014	000020		LGF	r3,result(,r4,2240)
				000021	* }		
00007C				000021	@2L3	DS	0H
00007C					Start of Epilog		
00007C	E370	4818	0004	000021		LG	r7,2072(,r4)
000082	EB89	4820	0004	000021		LMG	r8,r9,2080(r4)
000088	4140	4100		000021		LA	r4,256(,r4)
00008C	47F0	7002		000021		B	2(,r7)

Figure 253. Pseudo assembly listing (AMODE 64) (Part 1 of 3)

The following is part two of the pseudo assembly listing (AMODE 64).

```

*** General purpose registers used: 1111011101000000
*** Floating point registers used: 1111111100000000
*** Size of register spill area: 128(max) 0(used)
*** Size of dynamic storage: 0
*** Size of executable code: 144

000001 |      * /* C Routine with a Divide-by-Zero Error from LE Debugging Guide */
000002 |      * #pragma options(noinline)
000003 |      * #include <stdio.h>
000004 |      * #include <stdlib.h>
000005 |      * #include <errno.h>
000006 |      * int statint = 73;
000007 |      * int fa;
000008 |      * int funcb(int *pp);
000009 |      * int main(void) {

0000C8 |      @1L0    DS    0D
0000C8 |      =F'12779717'      XPLink entrypoint marker
0000CC |      =F'12910833'
0000D0 |      =F'144'
0000D4 |      =F'256'
000000 |      main    DS    0D
000000 |      EB57  4708 0024 000009 |      STMG   r5,r7,1800(r4)
000006 |      A74B  FF00 000009 |      AGHI   r4,H'-256'
00000A |      End of Prolog

00000A |      000010 |      *   int aa, bb=1;
00000E |      A709  0001 000010 |      LGHI   r0,H'1'
00000E |      5000  48C4 000010 |      ST     r0,bb(,r4,2244)
000012 |      E300  48C4 0014 000011 |      *   aa = bb;
000018 |      5000  48C0 000011 |      LGF    r0,bb(,r4,2244)
000018 |      000011 |      ST     r0,aa(,r4,2240)
00001C |      4110  48C0 000012 |      *   aa = funcb(a);
000020 |      E350  4808 0004 000012 |      LA     r1,aa(,r4,2240)
000026 |      A775  FF9D 000012 |      LG     r5,#Save_ADA_Ptr_1(,r4,2056)
00002A |      0701  000012 |      BRAS   r7,funcb
00002C |      B904  0003 000012 |      NOPR   1
000030 |      5000  48C0 000012 |      LGR    r0,r3
000030 |      000012 |      ST     r0,aa(,r4,2240)
000034 |      E330  48C0 0014 000013 |      *   return(aa);
00003A |      000013 |      LGF    r3,aa(,r4,2240)
00003A |      000014 |      *   }
00003A |      000014 |      @1L2    DS    0H

00003A |      Start of Epilog
00003A |      E370  4818 0004 000014 |      LG     r7,2072(,r4)
000040 |      4140  4100 000014 |      LA     r4,256(,r4)
000044 |      47F0  7002 000014 |      B      2(,r7)

*** General purpose registers used: 1111011100000000
*** Floating point registers used: 1111111100000000
*** Size of register spill area: 128(max) 0(used)
*** Size of dynamic storage: 0
*** Size of executable code: 72

Constant Area
000000 | D985A2A4 93A3407E 406C8415 00 |Result = %d.. |

PPA1: Entry Point Constants
000000 | 02          =AL1(2)      Version
000001 | CE          =AL1(206)   CEL signature
000002 | 07C0       =H'1984'    GPR save mask
000004 | 00000090   =A(PPA2-PPA1)
000008 | 80800281   =F'-2139094399'
00000C | 0002       =H'2'      Flags
00000E | 0503       =H'1283'    Parm length/4
000010 | 00000090   =F'1283'    Prol len/2; alloca reg; R4 change offset/2
000014 | 01000000   =F'144'     Code length
000018 | 0005 ****  =F'16777216' Interface mapping flags
000020 | FFFFFFF8   AL2(5),C'funcb'
                                Offset to Entry Point Marker

PPA1 End

```

Figure 254. Pseudo assembly listing (AMODE 64) (Part 2 of 3)

The following is part three of the pseudo assembly listing (AMODE 64).

PPA1: Entry Point Constants			
000000	02	=AL1(2)	Version
000001	CE	=AL1(206)	CEL signature
000002	0700	=H'1792'	GPR save mask
000004	00000068	=A(PPA2-PPA1)	
000008	80800281	=F'-2139094399'	Flags
00000C	0000	=H'0'	Parm length/4
00000E	0503	=H'1283'	Prol len/2; alloca reg; R4 change offset/2
000010	00000048	=F'72'	Code length
000014	01000000	=F'16777216'	Interface mapping flags
000018	0004 ****	AL2(4),C'main'	
000020	FFFFFF70	=F'-144'	Offset to Entry Point Marker
PPA1 End			
PPA4: Compile Unit Debug Block			
000000	80000000	=F'-2147483648'	Additional Flags
000004	84060238	=F'-2079981000'	Flags
000008	0000000000000000	=D'0'	R/O static Offset
000010	0000000000000000	=D'0'	R/W static Offset
000018	0000000000000000	=D'0'	Symbol Offset Table Offset
000020	FFFFFFFFFFFFE80	=D'-384'	CSECT Start Offset
000028	0000000000000000	=D'0'	Code CSECT Size
000030	FFFFFFFFFFFFE88	=D'-376'	No program region
000038	00000000	=F'0'	DWARF File Name
00003C	****	C''	
PPA4 End			
PPA2: Compile Unit Block			
000000	0300 2204	=F'50340356'	Flags
000004	FFFF FE40	=A(CELQSTRT-PPA2)	
000008	FFFF FFC0	=A(PPA4-PPA2)	
00000C	FFFF FE50	=A(TIMESTAMP-PPA2)	
000010	0000 0000	=F'0'	No primary
000014	9140 0000	=F'-1858076672'	Flags
PPA2 End			

Figure 255. Pseudo assembly listing (AMODE 64) (Part 3 of 3)

- Verify the value of the divisor `statint`. The procedure specified below is to be used for determining the value of static variables only. If the divisor is an automatic variable, there is a different procedure for finding the value of the variable.

Because this routine was compiled with the RENT option, find the WSA address in the Enclave Control Blocks section of the dump. In this example, this address is `X'108300050'`. [Figure 256 on page 459](#) shows the WSA address.

Enclave Control Blocks:					
.					
.					
.					
DLL Information:					
WSA Addr	Module Addr	Thread ID	Use Count	Name	
0000000108300050			00000001	main	

Figure 256. C/C++ CAA information in dump (AMODE 64)

- Routines compiled with the RENT option must also be processed by the binder. The binder produces the Writable Static Map. Find the offset of `statint` in the Writable Static Map in [Figure 257 on page 459](#). In this example, the offset is `X'30'`.

----- C_WSA64 -----					
CLASS	C_WSA64	LENGTH =	38	ATTRIBUTES =	MRG, DEFER, RMODE= 64
		OFFSET =	0	IN SEGMENT	002 ALIGN = QDWORD

CLASS	NAME	TYPE	LENGTH	SECTION	
OFFSET					
0	\$PRIV000012	PART	10		
10	CDIVZERO#S	PART	20	CDIVZERO#C	
30	statint	PART	4	statint	
34	fa	PART	4	fa	

Figure 257. Writable static map (AMODE 64)

6. Add the WSA address of X'108300050' to the offset of statint. The result is X'108300080'. This is the address of the variable statint, which is in the writable static area.
7. Use IPCS to display the writeable static area in the system dump. The value at location X'108300080' is X'49' (that is, statint is 73), and hence the fixed-point divide exception.

```
LIST 0000000108300050 LEN(X'00000100')
```

LIST 01_08300050.	ASID(X'0015')	LENGTH(X'0100')	AREA
_8300050.	C36DE6E2	C1F6F440	40404040 40404040 C_WSA64
_8300060.	00000001	08300084	00000001 08300080 d.....
_8300070.	00000000	000000C0	00000000 2548D200 {.....K.
_8300080.	00000049	00000001	00000000 00000000
_8300090 LENGTH(X'10')=>All bytes contain X'00'			
_83000A0.	00000001	08300000	00000000 00000220
_83000B0.	00000001	083002D0	00000001 083004B8 }.....
_83000C0.	00000001	083004F5	00000001 08300532 5.....
_83000D0.	00000001	0830056F	00000001 083005AC ?.....
_83000E0.	00000001	083005E9	00000001 08300626 Z.....
_83000F0.	00000001	08300663	00000001 08300A70
_8300100.	00000001	08300AAD	00000000 00000000
_8300110 LENGTH(X'40')=>All bytes contain X'00'			

Figure 258. IPCS storage display of the writeable static area (AMODE 64)

Calling a nonexistent function

Figure 259 on page 460 demonstrates the error of calling a nonexistent function. This routine was compiled with the compiler options LP64, GONUM, LIST, OFFSET, and RENT and was run with the option TERMTHDACT(UADUMP).

```
/* C/C++ Example of Calling a Nonexistent Subroutine */
/* from LE Debugging Guide */
#pragma options(noinline)
#include <stdio.h>
#include <stdlib.h>
#include <errno.h>
#include <signal.h>
void funca(int* aa);
int (*func_ptr)(void)=0;
int main(void) {
    int aa;
    funca(&aa);
    printf("result of funca = %d\n",aa);
    return;
}
void funca(int* aa) {
    *aa = func_ptr();
    return;
}
```

Figure 259. C/C++ example of calling a nonexistent subroutine (AMODE 64)

To debug this routine, use the following steps:

1. Locate the Original Condition message in the Condition Information for Active Routines section of the dump, which is shown in Figure 260 on page 461. In this example, the message is as follows:

CEE3201S The system detected an operation exception (System Completion Code=0C1).

It message suggests that the error was caused by an attempt to branch to an unknown address.

For additional information about CEE3201S, see [Language Environment runtime messages](#) in *z/OS Language Environment Runtime Messages*.

The Location section of the dump indicates that the exception occurred at offset X'-209000D0'' within function funca and that there might have been a bad branch from statement 17 offset X'+00000036'' within function funca. The negative offset indicates that the offset cannot be used to locate the instruction that caused the error. Another indication of bad data is the value of X'00000002' in the

instruction address of the PSW shown in the Condition Information section. This address indicates that an instruction in the routine that is branched outside the bounds of the routine.

In the traceback, the statement number that is displayed for entry 'main' points to line 12 in the source code that is shown in Figure 259 on page 460. This line contains the statement "funca(&aa) ;" in which entry 'funca' is called. As message CEE3841I explains, for entry funca no statement number could be displayed. In this example, this problem is caused because funca has an invalid offset. For more information about this message, see [Language Environment runtime messages in z/OS Language Environment Runtime Messages](#).

```
CEE3DMP V1 R9.0: Condition processing resulted in the unhandled condition.      Mon Jan 22 16:39:06 2007      Page: 1
ASID: 00CC Job ID: J0B04367 Job name: QEXIST Step name: STEP1 UserID: HEALY

CEE3845I CEEDUMP Processing started.

Information for enclave main

Information for thread 0000000000000000

Traceback:
DSA Entry E Offset Statement Load Mod Program Unit Service Status
1 CEEHDSP +00000000 CELQLIB CEEHDSP D1908 Call
2 CELQHROD +0000024E CELQLIB CELQHROD D1908 Call
3 funca -20900000 EXIST Exception
CEE3841I A statement number is not available for this DSA. An internal routine failed with return code 08 and reason code 1C
4 main +00000034 EXIST Call
5 CELQINIT +0000134C CELQLIB CELQINIT D1908 Call

DSA DSA Addr E Addr PU Addr PU Offset Comp Date Compile Attributes
1 00000001082FC520 0000000020A83600 0000000020A83600 00000000 20061215 CEL XPLINK EBCDIC HFP
2 00000001082FE440 0000000020AC6440 0000000020AC6440 0000024E 20061215 CEL XPLINK EBCDIC HFP
3 00000001082FF080 0000000020900000 0000000000000000 00000000 20070122 C/C++ XPLINK EBCDIC IEEE
4 00000001082FF180 0000000020900138 0000000000000000 00000000 20070122 C/C++ XPLINK EBCDIC IEEE
5 00000001082FF280 0000000020903010 0000000020903010 0000134C 20061215 CEL XPLINK EBCDIC HFP

Fully Qualified Names
DSA Entry Program Unit Load Module
4 main PLPSC:// 'POSIX.CRTL.C(EXIST)' EXIST

Condition Information for Active Routines
Condition Information for (DSA address 00000001082FF080)
CIB Address: 00000001082FF080
Current Condition:
CEE0198S The termination of a thread was signaled due to an unhandled condition.
Original Condition:
CEE3201S The system detected an operation exception (System Completion Code=0C1).
Location:
Program Unit: Entry: funca Statement: Offset: -20900000
Possible Bad Branch: Statement: 17 Offset: +00000036
Machine State:
ILC.....0002 Interruption Code.....0001
PSW....0705240100000000 0000000000000002
GPR0....0000000108300060 GPR1....00000001082FFA40 GPR2....0000000108401F60 GPR3....0000000108400070
GPR4....00000001082FF080 GPR5....000A0000000130E1 GPR6....0000000000000000 GPR7....0000000020900108
GPR8....000000002090000C GPR9....00000000209001A0 GPR10....00000000209002A0 GPR11....0000000108401F50
GPR12....0000000100005340 GPR13....0000000000006F58 GPR14....0000000020B4E0A0 GPR15....00000000000001F

Storage dump near condition, beginning at location(0000000000000000)
+0000 0000000000000000 Inaccessible storage.
+0010 0000000000000010 Inaccessible storage.
GPREG STORAGE:
Storage around GPR0 (0000000108300060)
-0020 0000000108300040 00000001 08300000 00000000 00000060 |.....|
-0010 0000000108300050 C30DE6E2 C1F6F440 40404040 40404040 |C_WSA64|
+0000 0000000108300060 94018995 0006A495 83010000 00000000 |main.funca|
+0010 0000000108300070 00000001 08300090 00000000 209000D0 |.....|
+0020 0000000108300080 00000000 000000C0 00000000 20E71FF8 |.....X.8|
+0030 0000000108300090 00000000 00000000 00000000 00000000 |.....|

Storage around GPR1 (00000001082FFA40)
-0020 00000001082FFA20 00000000 00000000 00000000 00000000 |.....|
-0010 00000001082FFA30 - +FFFFFF 00000001082FFA3F same as above
+0000 00000001082FFA40 00000000 00000000 00000001 08300060 |.....|
+0010 00000001082FFA50 00000000 00000000 00000000 00000000 |.....|
+0020 00000001082FFA60 - +00003F 00000001082FFA7F same as above
```

Figure 260. Sections of the dump from example C routine (AMODE 64) (Part 1 of 3)

The following is part two of sections of the dump from example C routine (AMODE 64).

```

Storage around GPR2 (0000000108401F60)
-0020 0000000108401F40 00000001 08400000 00000000 00000040 |.....|
+0010 0000000108401F50 00000001 00000020 00000001 08401F60 |.....|
+0000 0000000108401F60 00000001 08401BF0 00000000 00000000 |.....0.....|
+0010 0000000108401F70 00000000 00000000 00000000 00000000 |.....|
+0020 0000000108401F80 00000001 08400000 00000000 000014E0 |.....|
+0030 0000000108401F90 C3C4D3C7 6D8C4D9 00000001 08401FBC |CDLG_HDR.....|
Storage around GPR3 (0000000108400070)
-0020 0000000108400050 00000000 00000000 00000000 00000000 |.....|
+0010 0000000108400060 00000001 08400000 00000000 000000C0 |.....|
+0000 0000000108400070 00000001 08404200 00000000 00000000 |.....|
+0010 0000000108400080 00000000 00000000 00000000 20900000 |.....|
+0020 0000000108400090 00000000 00000000 00000001 08300050 |.....&|
+0030 00000001084000A0 00000000 00000000 00000001 08C00000 |.....|
Storage around GPR4 (00000001082FF800)
+0000 00000001082FF800 00000001 082FF100 00000001 08300060 |.....1.....|
+0010 00000001082FF890 00000000 20900000 00000000 2090016E |.....>|
+0020 00000001082FF8A0 00000000 20900144 00000000 209001A0 |.....|
+0030 00000001082FF8B0 00000000 209002A8 00000001 08401F50 |.....y.....&|
+0040 00000001082FF8C0 00000001 00005340 00000000 00006F58 |.....?.....|
+0050 00000001082FF8D0 00000000 2084E0A0 00000000 0000001F |.....|
Storage around GPR5 (000A00000000130E1)
-0020 000A00000000130C1 Inaccessible storage.
+0010 000A00000000130D1 Inaccessible storage.
+0000 000A00000000130E1 Inaccessible storage.
+0010 000A00000000130F1 Inaccessible storage.
+0020 000A0000000013101 Inaccessible storage.
+0030 000A0000000013111 Inaccessible storage.
Storage around GPR6 (0000000000000000)
+0000 0000000000000000 Inaccessible storage.
+0010 0000000000000010 Inaccessible storage.
+0020 0000000000000020 Inaccessible storage.
+0030 0000000000000030 Inaccessible storage.
+0040 0000000000000040 Inaccessible storage.
+0050 0000000000000050 Inaccessible storage.
Storage around GPR7 (0000000020900100)
-0020 00000000209000E8 E3104980 0024E360 49000004 E3606010 |T....T....T--|
+0010 00000000209000F8 00000004 00000004 EB566000 00040076 |...T....|
+0000 0000000020900108 0700B904 0003E360 49000004 50006000 |.....T....&|
+0010 0000000020900118 47F08040 EB484800 000447F0 70020000 |.0.....0....|
+0020 0000000020900128 00C300C5 00C500F1 00000000 00000100 |.C.E.i.....|
+0030 0000000020900138 EB494700 0024A74B FF000000 C0900000 |.....x.....|
:
Enclave Control Blocks:
:
DLL Information:
WSA Addr:      Module Addr      Thread ID      Use Count      Name
0000000108300050 000000002105B000 8000000000000000 00000001 main
0000000108306110 00000000210D0000 8000000000000000 00000001 CDAEQED
000000010830FE90 0000000021194000 8000000000000000 00000001 CDAEQDPI
000000010830FE90 0000000021194000 8000000000000000 00000001 CELQDSWF
:

```

Figure 261. Sections of the dump from example C routine (AMODE 64) (Part 2 of 3)

The following is part three of sections of the dump from example C routine (AMODE 64).

```

:
Process Control Blocks:
:
PCB(0000000100003CA0)
+0000 0000000100003CA0 C3C5C5D7 C3C24040 00000000 00000000 |CEPCB.....|
+0010 0000000100003CB0 00000000 00000000 00000000 00000000 |.....|
+0020 0000000100003CC0 -+0000FF 0000000100003D9F |.....|
+0100 0000000100003DA0 03030208 00000000 00000000 00000000 |.....|
+0110 0000000100003DB0 00000001 00004048 00000000 00000000 |.....|
+0120 0000000100003DC0 00000000 00000000 00000000 00000000 |.....|
+0130 0000000100003DD0 00000000 00000000 00000001 00003A10 |.....|
+0140 0000000100003DE0 7F000000 00000000 00000000 00000000 |.....|
+0150 0000000100003DF0 00000000 00000000 00000000 00000000 |.....|
+0160 0000000100003E00 -+0001BF 0000000100003E5F |.....|
MEML(0000000100004048)
+0000 0000000100004048 00000000 00000000 00000000 00000000 |.....|
+0010 0000000100004058 -+00005F 00000001000040A7 |.....|
+0060 00000001000040A8 00000001 00008688 00000000 00000000 |.....fh.....|
+0070 00000001000040B8 00000000 00000000 00000000 00000000 |.....|
+0080 00000001000040C8 -+0001AF 00000001000041F7 |.....|
CEE3B461 CEEDUMP Processing completed.
:

```

Figure 262. Sections of the dump from example C routine (AMODE 64) (Part 3 of 3)

- Find the branch instructions for `funcn` in the listing in Figure 263 on page 463. Notice the `BASR r7, r6` instruction at offset `X'000036'`. This branch is part of the instruction `aa=func_ptr();` in statement 17 in Figure 259 on page 460.

OFFSET	OBJECT CODE	LINE#	FILE#	P	S	U	D	O	A	S	S	E	M	B	L	I	S	T	I	N	G
Timestamp and Version Information																					
000010	F2F0 F0F7																				
000014	F0F1 F2F2																				
000018	F1F6 F2F5 F4F6																				
00001E	F0F1 F0F9 F0F0																				
Timestamp and Version End																					
OFFSET OBJECT CODE LINE# FILE# P S U D O A S S E M B L Y L I S T I N G																					
000016 * void funca(int* aa) {																					
000028 @2L0 DS 00																					
000028	00C300C5																				
00002C	00C500F1																				
000030	000000F8																				
000034	00000100																				
000000		000016																			
000000	EB48 4700 0024																				
000006	A748 FF00																				
00000A	0000																				
00000C																					
End of Prolog																					
00000C	E350 4808 0024	000016																			
000012	E350 48C0 0024	000016																			
000018	E310 4980 0024	000016																			
000017 * aa = func_ptr();																					
00001E	E360 4808 0004	000017																			
000024	E360 6010 0004	000017																			
00002A	E360 6000 0004	000017																			
000030	E356 6000 0004	000017																			
000036	0076	000017																			
000038	0700	000017																			
00003A	B904 0003	000017																			
00003E	E360 4980 0004	000017																			
000044	5000 6000	000017																			
000018 * return;																					
000048	47F0 8040	000018																			
000019 * }																					
00004C		000019																			
000016 @2L3 DS 0H																					
Start of Epilog																					
00004C	EB48 4800 0004	000019																			
000052	47F0 7002	000019																			
*** General purpose registers used: 1111111110000000																					
*** Floating point registers used: 1111111000000000																					
*** Size of register spill area: 256(max) 0(used)																					
*** Size of dynamic storage: 0																					
*** Size of executable code: 86																					
OFFSET OBJECT CODE LINE# FILE# P S U D O A S S E M B L Y L I S T I N G																					
000001 * /* C/C++ Example of Calling a Nonexistent Subroutine */																					
000002 * /* from LE Debugging Guide */																					
000003 * #pragma options(noline)																					
000004 * #include <stdio.h>																					
000005 * #include <stdlib.h>																					
000006 * #include <errno.h>																					
000007 * #include <signal.h>																					
000008 * void funca(int* aa);																					
000009 * int (*func_ptr)(void)=0;																					
000010 * int main(void) {																					

Figure 263. Pseudo assembly listing (AMODE 64) (Part 1 of 2)

000090		0110	DS	00															
000090	00C300C5																		
000098	00000000																		
00009C	00000100																		
000000		000010																	
000000	EB49 4700	0024																	
000006	A748 FF00																		
00000A	0000																		
00000C																			
00000C	C090 0000	002E																	
000012	E350 4808	0024																	
000018	E350 48C0	0024																	
00001E	E360 4808	0004		*															
000022	E350 48C0	0004																	
000028	E360 4808	0004																	
00002E	E360 6018	0004																	
000034	0076																		
000036	0700																		
00003E	E360 4808	0004		*															
000044	EB56 6020	0004																	
00004A	B904 0019																		
00004E	0076																		
000050	0700																		
000052	47F0 804A																		
000056				*															
000056	EB49 4800	0004																	
00005C	B909 0033																		
000060	47F0 7002																		
*** General purpose registers used: 1111111110000000																			
*** Floating point registers used: 1111111000000000																			
*** Size of register spill area: 256(max) 0(used)																			
*** Size of dynamic storage: 0																			
*** Size of executable code: 100																			
OFFSET OBJECT CODE LINE# FILE# P S U D O A S S E M B L Y L I S T I N G																			
000104	0000 0000																		
Constant Area																			
000000	9985A244 93A34096 864086A4 95838140																		
000010	7E406C84 1500																		

Figure 264. Pseudo assembly listing (AMODE 64) (Part 2 of 2)

3. Find the offset of `func_ptr` in the Writable Static Map, shown in Figure 265 on page 464.

```

-----
CLASS  C_WSA64          LENGTH =      48  ATTRIBUTES = MRG, DEFER , RMODE=
64          OFFSET =      0 IN SEGMENT 002      ALIGN =
QDWORD
-----

CLASS

SECTION  OFFSET  NAME          TYPE      LENGTH
10        0  $PRIV000012    PART
EXIST#C   10  EXIST#S        PART         30
func_ptr   40  func_ptr       PART          8

```

Figure 265. Writable static map (AMODE 64)

4. Add the offset of func_ptr (X'40') to the address of WSA (X'108300050') (the WSA address was obtained from the dump report in Figure 263 on page 463). The result (X'108300090') is the address of the function pointer func_ptr in the writable static storage area. This value is 0, indicating the variable is uninitialized. Figure 266 on page 464 shows the sections of the dump.

```

LIST 01_08300050. ASID(X'00CC') LENGTH(X'0100') AREA
_8300050. C36DE6E2 C1F6F440 40404040 40404040 |C_WSA64
_8300060. 94818995 0086A495 83810000 00000000 |main.funca.....|
_8300070. 00000001 08300090 00000000 209000D0 |.....{.....X.8|
_8300080. 00000000 000000C0 00000000 20E71FF8 |.....{.....X.8|
_8300090 LENGTH(X'10')=>All bytes contain X'00'
_83000A0. 00000001 08300000 00000000 00000220 |.....{.....|
_83000B0. 00000001 083002D0 00000001 083004B8 |.....{.....|
_83000C0. 00000001 083004F5 00000001 08300532 |.....5.....|
_83000D0. 00000001 0830056F 00000001 083005AC |.....?.....|
_83000E0. 00000001 083005E9 00000001 08300626 |.....Z.....|
_83000F0. 00000001 08300663 00000001 08300A70 |.....|
_8300100. 00000001 08300AAD 00000000 00000000 |.....|
_8300110 LENGTH(X'40')=>All bytes contain X'00'

```

Figure 266. IPCS storage display of the writeable static area (AMODE 64)

Handling dumps written to the z/OS UNIX file system

When a z/OS UNIX C/C++ application program is running in an address space created as a result of a call to `spawnp()`, `vfork()`, or one of the `exec` family of functions, the `SYSDUMP` DD allocation information is not inherited. Even though the `SYSDUMP` allocation is not inherited, a `SYSDUMP` allocation must exist in the parent in order to obtain a storage dump. If the program terminates abnormally while running in this new address space, the kernel causes an unformatted storage dump to be written to a file in the user's working directory. The file is placed in the current working directory or into `/tmp` if the current working directory is not defined. The file name has the following format:

```
/directory/coredump.pid
```

where *directory* is the current working directory or `tmp`, and *pid* is the hexadecimal process ID (PID) for the process that terminated. For details on how to generate the system dump, see [“Steps for generating a system dump in a z/OS UNIX shell” on page 359](#).

To debug the dump, use the Interactive Problem Control System (IPCS). If the dump was written to a z/OS UNIX file, you must allocate a data set that is large enough and has the correct attributes for receiving a copy of the z/OS UNIX file. For example, from the ISPF DATA SET UTILITY panel you can specify a volume serial and data set name to allocate. Doing so brings up the DATA SET INFORMATION panel for specifying characteristics of the data set to be allocated.

Figure 267 on page 465 is a sample filled-in panel that shows the characteristics defined for the URCOMP.JRUSL.COREDUMP dump data set. Fill in the information for your data set as shown, and estimate the number of cylinders required for the dump file you are going to copy.

```

----- DATA SET INFORMATION -----
Command ==>

Data Set Name . . . : URCOMP.JRUSL.COREDUMP

General Data
Management class . . : STANDARD      Current Allocation
Storage class . . . : OS390          Allocated cylinders : 30
Volume serial . . . : DPXD01         Allocated extents . : 1
Device type . . . . : 3380
Data class . . . . .
Organization . . . . : PS             Current Utilization
Record format . . . : FB              Used cylinders . . : 0
Record length . . . : 4160           Used extents . . . : 0
Block size . . . . . : 4160
1st extent cylinders: 30
Secondary cylinders : 10
Data set name type :

Creation date . . . : 2001/08/30
Expiration date . . : ***None***

F1=Help    F2=Split    F3=End    F4=Return   F5=Rfind    F6=Rchange
F7=Up      F8=Down     F9=Swap   F10=Left   F11=Right   F12=Cancel

```

Figure 267. IPCS panel for entering data set information (AMODE 64)

Use the TSO/E OGET or OCOPY command with the BINARY keyword to copy the file into the data set. For example, to copy the memory dump file coredump.00060007 into the data set URCOMP.JRUSL.COREDUMP just allocated, a user with the user ID URCOMP enters the following command:

```
OGET '/u/urcomp/coredump.00060007' 'urcomp.jrusl.coredump' BINARY
```

After you have copied the memory dump file to the data set, you can use IPCS to analyze the dump. See “[Formatting and analyzing system dumps](#)” on page 360 for information about formatting Language Environment control blocks.

Multithreading consideration

Certain control blocks are locked while a dump is in progress. For example, a `csnap()` of the file control block would prevent another thread from using or dumping the same information. An attempt to do so causes the second thread to wait until the first one completes before it can continue.

Understanding C/C++ heap information in storage reports

Storage reports that contain specific C/C++ heap information can be generated in two ways; details on how to request and interpret the reports are provided in the following sections.

- By setting the Language Environment RPTSTG(ON) runtime option for Language Environment created heaps
- By issuing a stand-alone call to the C function `__uheapreport()` for user-created heaps.

Language Environment storage report with heap pools statistics

To request a Language Environment storage report set RPTSTG(ON). If the C/C++ application specified the HEAPPOOLS(ON) or HEAPPOOLS64(ON) runtime option, the storage report displays heap pools statistics. For a sample storage report showing heap pools statistics for a multithreaded C/C++ application, see [Figure 157 on page 328](#). The following sections describe the C/C++ specific heap pools information.

HEAPPOOLS64 storage statistics

The HEAPPOOLS64 runtime option controls usage of the heap pools storage algorithm at the enclave level. The heap pools algorithm allows for the definition of one to twelve heap pools, each consisting of a number of storage cells of a specified length.

Note: The use of an alternative vendor heap manager (VHM) overrides the use of the HEAPPOOLS64 runtime option.

HEAPPOOLS64 statistics

- Pool *p* size: *ssss* Get requests: *gggg*

p

number of the pool. When there are multiple pools for a cell size, the pools are numbered using the format *aa.bbb*

aa

number for the cell size

bbb

number for the pool within the cell size

ssss

cell size specified for the pool

gggg

number of storage requests that were satisfied from this pool

- Successful Get Heap requests: *xxxx-yyy* *n*

xxxx

low side of the 8 byte range

yyy

high side of the 8 byte range

n

number of requests in the 8 byte range

- Requests greater than the largest cell size — the number of storage requests that are not satisfied by heap pools.

Note: Values displayed in the HEAPPOOLS64 statistics report are not serialized when collected; therefore, the values are not necessarily exact.

HEAPPOOLS64 summary

The HEAPPOOLS64 summary displays a report of the HEAPPOOLS64 statistics and provides suggested cell sizes.

Specified Cell Size

the size of the cell specified in the HEAPPOOLS64 runtime option

Element Size

the size of the cell plus any additional storage needed for control information or to maintain alignment

Cells Per Extent

the cell pool count specified by the HEAPPOOLS64 runtime option. When there is more than one pool for a cell size, the count is divided by the number of pools.

Extents Allocated

the number of times that each pool allocated an extent in order to optimize storage usage. The extents allocated needs to be either one or two. If the number of extents allocated is too high, increase the cell count for the pool.

Maximum Cells Used

the maximum number of cells used for each pool.

Cells In Use

the number of cells that were never freed. A large number in this field could indicate a storage leak.

Suggested Cell Sizes

sizes that are calculated to optimally use storage (assuming that the application will `__malloc/__free` with the same frequency). The suggested cell sizes are given with no cell counts because the usage of

each new cell pool size is not known. If there are less than 12 cell sizes calculated, then the last pool size is set at 65536.

For more information about stack and heap storage for AMODE64 applications, see [*z/OS Language Environment Programming Guide for 64-bit Virtual Addressing Mode*](#).

HEAPPOOLS storage statistics

The HEAPPOOLS runtime option controls usage of the heap pools storage algorithm at the enclave level. The heap pools algorithm allows for the definition of one to twelve heap pools, each consisting of a number of storage cells of a specified length. HEAPPOOLS runtime option can be used by AMODE 64 applications to manage user heap storage above the 16MB line and below the 2GB bar.

Note: The use of an alternative Vendor Heap Manager (VHM) overrides the use of the HEAPPOOLS runtime option.

HEAPPOOLS statistics

- Pool *p* size: *ssss* Get requests: *gggg*

p

number of the pool. When there are multiple pools for a cell size, the pools are numbered using the format *aa.bbb*

aa

number for the cell size

bbb

number for the pool within the cell size

ssss

cell size specified for the pool

gggg

number of storage requests that were satisfied from this pool

- Successful Get Heap requests: *xxxx-yyy n*

xxxx

low side of the 8 byte range

yyyy

high side of the 8 byte range

n

number of requests in the 8 byte range

- Requests greater than the largest cell size — the number of storage requests that are not satisfied by heap pools.

Note: Values displayed in the HEAPPOOLS statistics report are not serialized when collected, therefore the values are not necessarily exact.

HEAPPOOLS summary

The HEAPPOOLS summary displays a report of the HEAPPOOLS statistics and provides suggested percentages for current cell sizes as well as suggested cell sizes.

- Specified Cell Size — the size of the cell specified in the HEAPPOOLS runtime option
- Element Size — the size of the cell plus any additional storage needed for control information or to maintain alignment
- Extent Percent — the cell pool percent specified by the HEAPPOOLS runtime option
- Cells Per Extent — the number of cells per extent. This number is calculated using the following formula, with a minimum of four cells:

```
Initial Heap Size * (Extent Percent/100)/(Element Size)
```

Note: Having a small number of cells per extent is not suggested because the pool can allocate many extents, which causes the HEAPPOOLS algorithm to perform inefficiently.

- Extents Allocated — the number of times that each pool allocated an extent.

To optimize storage usage, the extents allocated need to be either one or two. If the number of extents allocated is too high, increase the percentage for the pool.

- Maximum Cells Used — the maximum number of cells used for each pool.
- Cells In Use — the number of cells that were never freed.

A large number in this field can indicate a storage leak.

- Suggested Percentages for current Cell Sizes — percentages calculated to find the optimal size of the cell pool extent. The calculation is based on the following formula:

```
(Maximum Cells Used * (Element Size) * 100) / Initial Heap Size  
With a minimum of 1% and a maximum of 90%
```

Make sure that your cell pool extents are neither too large nor too small. If your percentages are too large then additional, unreferenced virtual storage will be allocated, thereby causing the program to exhaust the region size. If the percentages are too small then the HEAPPOOLS algorithm will run inefficiently.

- Suggested Cell Sizes — sizes that are calculated to optimally use storage (assuming that the application will `__malloc/__free` with the same frequency).

Note: The suggested cell sizes are given with no percentages because the usage of each new cell pool size is not known. If there are less than 12 cell sizes calculated and the last calculated cell size is smaller than the largest cell size currently in effect, the largest cell size currently in effect is used for the last suggested cell size.

For more information about stack and heap storage, see [Stack and heap storage](#) in *z/OS Language Environment Programming Guide for 64-bit Virtual Addressing Mode*.

C function `__uheapreport()` storage report

To generate a user-created heap storage report use the C function, `__uheapreport()`. Use the information in the report to assist with tuning your application's use of the user-created heap.

For more information about the `__uheapreport()` function, see [__uheapreport\(\) — Produce a storage report for a user-created heap](#) in *z/OS XL C/C++ Runtime Library Reference*.

For tuning tips, see [Tuning heap storage](#) in *z/OS Language Environment Programming Guide*.


```
Storage Report for Enclave Wed Jan 26 20:29:08 2010
Language Environment V01 R13.00
```

```
HeapPools Statistics:
Pool 1 size: 32
Successful Get Heap requests: - 15
Pool 2 size: 128
Successful Get Heap requests: - 15
Pool 3 size: 512
Successful Get Heap requests: - 15
Pool 4 size: 2048
Successful Get Heap requests: - 15
Pool 5 size: 8192
Successful Get Heap requests: - 15
Pool 6 size: 16384
Successful Get Heap requests: - 15
Requests greater than the largest cell size: 0
```

```
HeapPools Summary:
Cell Size Cells Per Extents Maximum Cells In
Size Extent Allocated Cells Used Use
-----
32 15 1 1 15
128 15 1 1 15
512 15 1 1 15
2048 15 1 1 15
8192 15 1 1 15
16384 15 1 1 15
-----
```

```
Suggested Cell Sizes:
,32,,128,,512,,2048,,8192,,16384,,0)
End of Storage Report
```

Figure 268. Storage report generated by `__uheapreport()` (AMODE 64)

User-created HeapPools statistics

- Pool *p* size: *ssss*
 - *p* — the number of the pool
 - *ssss* — the cell size specified for the pool.
- Successful Get Heap requests: *xxxx-yyy n*
 - *xxxx* — the low side of the range
 - *yyyy* — the high side of the range
 - *n* — the number of requests in the range.
- Requests greater than the largest cell size — the number of storage requests that are not satisfied by heap pools.

Note: Values displayed in the HeapPools statistics report are not serialized when collected, therefore the values are not necessarily exact.

HeapPools summary

The HeapPools summary displays a report of the HeapPool statistics and provides suggested percentages for current cell sizes as well as suggested cell sizes. [Figure 268 on page 469](#) shows a sample storage report generated by `__uheapreport()`.

- Cell Size — the size of the cell specified on the `__ucreate()` call
- Cells Per Extent — the cell pool count specified on the `__ucreate()` call
- Extents Allocated — the number of times that each pool allocated an extent in order to optimize storage usage.
- Maximum Cells Used — the maximum number of cells used for each pool.
- Cells In Use — the number of cells that were never freed.

A large number in this field could indicate a storage leak.

- Suggested Cell Sizes — sizes that are calculated to optimally use storage (assuming that the application will `__umalloc/__ufree` with the same frequency).

The suggested cell sizes are given with no cell counts because the usage of each new cell pool size is not known. If there are less than 12 cell sizes calculated, then the last pool size is set at 65536.

Part 4. Debugging AMODE 31 Language Environment and AMODE 64 Language Environment interoperability applications

This information is provided for debugging applications written to make use of Language Environment AMODE 31 and AMODE 64 interoperability.

Chapter 14. Using Language Environment debugging facilities and Language Environment dumps

This chapter provides information about using the Language Environment dump service, and describes the contents of the Language Environment dump.

Generating a dump for Language Environment AMODE 31 and AMODE 64 interoperability applications

The TERMTHDACT runtime option produces a dump during program checks or abnormal terminations. You can set the runtime option TERMTHDACT in the Language Environment primary environment, and level of information will take effect for both Language Environment primary environment and secondary environment. For more information about the TERMTHDACT runtime option, see [“Generating a Language Environment dump with TERMTHDACT” on page 38](#), and for 64 bit applications see [“Generating a Language Environment dump with TERMTHDACT” on page 341](#)

Generating a system dump

A system dump contains the storage information needed to diagnose errors. All methods to generate a system dump take effect in the Language Environment primary environment and only TRAP and the level of information in TERMTHDACT can take effect in the Language Environment secondary environment. For more information about generating a system dump, see [“Generating a system dump” on page 83](#), and for 64 bit applications see [“Generating a system dump” on page 358](#).

Formatting and analyzing the AMODE 31 and AMODE 64 interoperability report in system dumps

The AMODE 31 and AMODE 64 interoperability report in the formatted output is described in [Example of formatted output from LEDATA VERBEXIT](#). The sections of the following dump are numbered to correspond with the descriptions in [“Sections of the AMODE 31 and AMODE 64 interoperability report of the Language Environment LEDATA VERBEXIT formatted output” on page 476](#).

The system dump is generated by the C program CELECA64 shown in [C program CELECA64](#). CELECA64 is an AMODE 31 application which calls AMODE 64 DLL CELQCLEE through CEL4RO64 shown in [AMODE 64 DLL CELQCLEE](#). CELQCLEE will call AMODE 31 DLL CELECLEE through CEL4RO64 shown in [AMODE 31 DLL CELECLEE](#).

C program CELECA64:

```
#pragma runopts(TERMTHDACT(UADUMP),POSIX(OFF),DYNDUMP(,DYNAMIC,))
#include <stdio.h>
#include <stdlib.h>

#define MLENGTH      8    /*length of module name string */
#define FLENGTH      8    /*length of function name string */

typedef void cel4ro64_cwi_func(void*);
#pragma linkage (cel4ro64_cwi_func,OS_UPSTACK)
#define CEL4RO64
    ((cel4ro64_cwi_func*)(*((int*)((char*)
    (*((int*)((char*)(__gtca()))+1024))))+8)))) \

/* Fixed length structure R064_CB */
typedef struct R064_cb{
    int  version;
    int  length;
    int  flags;
    int  off_module;
    int  off_func;
    int  off_args;
```

```

    char dll_handle[8];
    char func_desc[8];
    char gr_buffer[24];
    int retcode;
}R064_cb;

/* Module name to load */
typedef struct R064_module{
    int length;
    char module_name[MLENGTH];
}R064_module;

/* Function name to query */
typedef struct R064_function{
    int length;
    char function_name[FLENGTH];
}R064_function;

int main()
{
    int          return_val;
    R064_cb*     ro64_info;
    R064_module* modulename_p;
    R064_function* funname_p;

    ro64_info = malloc(sizeof(R064_cb) + MLENGTH + FLENGTH + 8);
    ro64_info->version = 1;
    ro64_info->flags = 0xE0000000;
    ro64_info->off_module = sizeof(R064_cb);
    ro64_info->off_func = ro64_info->off_module + MLENGTH + 4;
    ro64_info->off_args = 0;

    modulename_p = (R064_module*)((char*)(ro64_info)+ro64_info->off_module);
    funname_p = (R064_function*)((char*)(ro64_info)+ro64_info->off_func);

    strcpy(modulename_p->module_name, "CELQCLEE");
    modulename_p->length = 8;
    strcpy(funname_p->function_name, "CALLEE64");
    funname_p->length = 8;

    printf("Calling to CEL4R064\n");
    CEL4R064((void*)ro64_info);
    if(ro64_info->retcode == 0){
        return_val = *((int*)((char*)(ro64_info)+68));
        printf("After calling to CEL4R064, back to Amode31 Env, return val = %d\n", return_val);
    }else{
        printf("CEL4R064 failed, back to Amode31 Env, retcode = %d\n", ro64_info->retcode);
    }

    return 0;
}

```

AMODE 64 DLL CELQCLEE:

```

#include <stdio.h>
#include <stdlib.h>

#define MLENGTH    8    /*length of module name string */
#define FLENGTH    8    /*length of function name string */

typedef void cel4ro31_cwi_func(void*);
#define CEL4R031 \
    ((cel4ro31_cwi_func*)((char*)(*(int*)((char*)(__gtca()))+1096))+8))

/* Fixed length structure R031_CB */
typedef struct R031_cb{
    unsigned int version;
    unsigned int length;
    unsigned int flags;
    unsigned int off_module;
    unsigned int off_func;
    unsigned int off_args;
    unsigned int dll_handle;
    unsigned int func_desc;
    unsigned int gr_buffer[5];
    unsigned int retcode;
}R031_cb;

/* Module name to load */
typedef struct R031_module{

```

```

    int length;
    char module_name[MLENGTH];
}R031_module;

/* Function name to query */
typedef struct R031_function{
    int length;
    char function_name[FLENGTH];
}R031_function;

int CALLEE64(){
    R031_cb*          R031_info;
    R031_module*      R031_module_p;
    R031_function*    R031_func_p;

    printf("(%d)In AMODE 64 LE environment.\n");
    /* Get below the bar storage */
    R031_info = __malloc31(sizeof(R031_cb) + MLENGTH + FLENGTH + 8);

    /* Init the R031_INFO */
    (*R031_info).version = 1;
    (*R031_info).flags = 0xE0000000;
    (*R031_info).off_module = sizeof(R031_cb);
    (*R031_info).off_func = (*R031_info).off_module + MLENGTH + 4;
    (*R031_info).off_args = 0;
    (*R031_info).length = sizeof(R031_cb) + MLENGTH + FLENGTH + 8;

    R031_module_p = (R031_module*)((int)R031_info+(*R031_info).off_module);
    R031_func_p = (R031_function*)((int)R031_info+(*R031_info).off_func);

    R031_module_p->length = 8;
    R031_func_p->length = 8;

    memcpy((*R031_module_p).module_name,"CELECLEE",8);
    memcpy((*R031_func_p).function_name,"CALLEE31",8);

    printf("(%d)Call cel4ro31 to run target program in AMODE 31\n");

    /* Call CEL4R031() */
    CEL4R031((void*)R031_info);

    if(R031_info->retcode == 0){
        printf("After calling to CEL4R031, back to Amode 64 Env.\n");
    }else{
        printf("CEL4R031 failed, back to Amode31 Env, retcode = %d\n", R031_info->retcode);
    }
    return 0;
}

```

AMODE 31 DLL CELECLEE:

```

#include <stdio.h>

int CALLEE31(){
    int i = 0;
    printf("In Amode31 callee.\n");
    i = 1/i;
    return 0;
}

```

Example of formatted output from LEDATA VERBEXIT:

```

[1] SW3164: 26577000
+000000 EYE:SWTH SW_FLAG:A0000000 SW_TOP_TR31:2654A728
+00000C SW_CAA31:25D161D8 SW_TOP_TR64:00000050 082FF2E0
+000018 SW_CAA64:00000050 00108398 SW_STATUS:00000000
+000028 SW_PIP1_ENP:00000000 268A6890 SW_R031DEPTH:00000000
+000038 SW_IPB1_LEN:00000000 SW_IPB1_ADDR:00000000
+000040 SW_IPB2_LEN:00000000 SW_IPB2_ADDR:00000000
+000048 SW_IPB3_LEN:00000000 SW_IPB3_ADDR:00000000
+000050 SW_IPB4_LEN:00000000 SW_IPB4_ADDR:00000000
+000058 SW_IPB5_LEN:00000000 SW_IPB5_ADDR:00000000
+000060 SW_IPB6_LEN:00000000 SW_IPB6_ADDR:00000000
+000068 SW_IPB7_LEN:00000000 SW_IPB7_ADDR:00000000
+000070 SW_IPB8_LEN:00000000 SW_IPB8_ADDR:00000000

```

```
+000078 SW_IPB9_LEN:00000000 SW_IPB9_ADDR:00000000
+000080 SW_IPB10_LEN:00000000 SW_IPB10_ADDR:00000000
```

Sections of the AMODE 31 and AMODE 64 interoperability report of the Language Environment LEDATA VERBEXIT formatted output

Table 70 on page 476 lists the sections of the LEDATA VERBEXIT output, which appear independently of the Language Environment-conforming languages used.

Table 70. Contents of the LEDATA VERBEXIT formatted output

Section number and heading	Contents
[1] SW3164	Formats the contents of the Language Environment SW3164 control block. For a description of the fields in the SW3164, see Language Environment vendor interfaces for AMODE 31 and AMODE 64 interoperability in z/OS Language Environment Vendor Interfaces .

Appendix A. Diagnosing problems with Language Environment

This section provides information for diagnosing problems in the Language Environment product. It helps you determine if a correction for a product failure similar to yours has been previously documented. If the problem has not been previously reported, it tells you how to open a problem management record (PMR) to report the problem to IBM, and if the problem is with an IBM product, what documentation you need for an Authorized Program Analysis Report (APAR).

Diagnosis checklist

Step through each of the items in the diagnosis checklist to see if they apply to your problem. The checklist is designed to either solve your problem or help you gather the diagnostic information required for determining the source of the error. It can also help you confirm that the suspected failure is not a user error; that is, it was not caused by incorrect usage of the Language Environment product or by an error in the logic of the routine.

1. If your failing application contains programs that were changed since they last ran successfully, review the output of the compile or assembly (listings) for any unresolved errors.
2. If there have not been any changes in your applications, check the output (job or console logs, CICS transient (CESE) queues) for any messages from the failing run.
3. Check the message prefix to identify the system or subsystem that issued the message. This can help you determine the cause of the problem. Following are some of the prefixes and their respective origins.

EDC

The prefix for C/C++ messages. The following series of messages are from the C/C++ runtime component of Language Environment: 5000 (except for 5500, which are from the DSECT utility), 6000, and 7000.

IGZ

The prefix for messages from the COBOL runtime component of Language Environment.

FOR

The prefix for messages from the Fortran runtime component of Language Environment.

IBM

The prefix for messages from the PL/I runtime component of Language Environment.

CEE

The prefix for messages from the common runtime component of Language Environment.

4. For any messages received, check for recommendations in the "Programmer Response" sections of the messages.
5. Verify that abends are caused by product failures and not by program errors.
6. Your installation may have received an IBM Program Temporary Fix (PTF) for the problem. Verify that you have received all issued PTFs and have installed them, so that your installation is at the most current maintenance level.
7. The preventive service planning (PSP) bucket, an online database available to IBM customers through IBM service channels, gives information about product installation problems and other problems. Check to see whether it contains information related to your problem.
8. Narrow the source of the error.
 - If a Language Environment dump is available, locate the traceback in the Language Environment dump for the source of the problem.

- For AMODE 64 applications, IBM recommends that you use the IPCS Verbexit IEDATA with the CEEDUMP option to format the traceback. Check the traceback for the source of the problem. For information on how to generate and use a Language Environment or system dump to isolate the cause of the error, see [Chapter 3, “Using Language Environment debugging facilities,” on page 35](#) or [Chapter 12, “Using Language Environment AMODE 64 debugging facilities,” on page 341](#).
 - Alternatively, in a non-XPLINK environment, you can follow the save area chain to find out the name of the failing module and whether IBM owns it. For information on finding the routine name, see [“Locating the name of the failing routine for a non-XPLINK application” on page 478](#).
9. After you identify the failure, consider writing a small test case that re-creates the problem. The test case could help you determine whether the error is in a user routine or in the Language Environment product. Do not make the test case larger than 75 lines of code. The test case is not required, but it could expedite the process of finding the problem.
- If the error is not a Language Environment failure, see the diagnosis procedures for the product that failed.
10. Record the conditions and options in effect at the time the problem occurred. Compile your program with the appropriate options to obtain an assembler listing and data map. If possible, obtain the binder or linkage editor output listing. Note any changes from the previous successful compilation or run. For an explanation of compiler options, see the compiler-specific programming guide.
11. If you are experiencing a no-response problem, try to force a dump. For example, CANCEL the program with the dump option.
12. Record the sequence of events that led to the error condition and any related programs or files. It is also helpful to record the service level of the compiler associated with the failing program.

Locating the name of the failing routine for a non-XPLINK application

If a system dump is taken, follow the save area chain to find out the name of the failing routine and whether IBM owns it. Following are the procedures for locating the name of the failing routine, which is the primary entry point name.

1. Find the entry point associated with the current save area. The entry point address (EPA), located in the previous save area at displacement X'10', decimal 16, points to it.
2. Determine the entry point type, of which there are four:

Entry point type is...	If...
Language Environment conforming	The entry point plus 4 is X'00C3C5C5'.
Language Environment conforming OPLINK	The entry point plus 4 is X'01C3C5C5'. OPLINK linkage conventions are used.
C/C++	The entry point plus 5 is X'CE'.
Nonconforming	The entry point is none of the above. Nonconforming entry points are for routines that follow the linking convention in which the name is at the beginning of the routine. X'47F0Fxxx' is the instruction to branch around the routine name.

For routines with Language Environment-conforming and C/C++ entry points, Language Environment provides program prolog areas (PPAs). PPA1 contains the entry point name and the address of the PPA2; PPA2 contains pointers to the timestamp, where release level keyword information is found, and to the PPA1 associated with the primary entry point of the routine.

- If the entry point type of the failing routine is Language Environment-conforming, go to step [“3” on page 479](#).
- If the entry point type is C/C++, go to step [“5” on page 479](#).
- If the entry point type is nonconforming, go to step [“6” on page 480](#).

3. If the entry point type is Language Environment-conforming, find the entry point name for the Language Environment or COBOL program.
 - a. Use an offset of X'C' from the entry point to locate the address of the PPA1.
 - b. In the PPA1, locate the offset to the length of the name. If OPLINK, then multiply the offset by 2 to locate the actual offset to the length of the name.

Note: Enterprise COBOL V5.1 and later releases use OPLINK.
 - c. Add this offset to the PPA1 address to find the halfword containing the length of the name, followed by the entry point name.

The entry point name appears in EBCDIC, with the translated version in the right-hand margin of the system dump.
4. Find the Language Environment or COBOL program name.
 - a. Find the address of PPA2 at X'04' from the start of PPA1. For Enterprise COBOL V5.1 or later releases, find a signed offset at X'04' from the start of PPA1, then add this offset to the entry point address to obtain the address of PPA2.
 - b. Find the address of the compilation unit's primary entry point at X'10' in the PPA2. For Enterprise COBOL V5.1 and later releases, find a signed offset at X'10' in the PPA2, then add this offset to the address of PPA2 to obtain the compilation unit's primary entry point.
 - c. Find the entry point name associated with the primary entry point as described above. The primary entry point name is the routine name.

For more information about	See
The non-XPLINK Language Environment-conforming PPA1 and PPA2	Program flags - PPA1 offset X'02' in z/OS Language Environment Vendor Interfaces Member identifiers — PPA2 offsets X'00' and X'01' in z/OS Language Environment Vendor Interfaces
The XPLINK Language Environment-conforming PPA1, and the XPLINK PPA1 optional area fields	PPA1 in support of XPLINK in z/OS Language Environment Vendor Interfaces PPA1 Optional Area Fields in z/OS Language Environment Vendor Interfaces
The non-XPLINK Language Environment PPA2	Member identifiers — PPA2 offsets X'00' and X'01' in z/OS Language Environment Vendor Interfaces
The Language Environment PPA2: Compile Unit Block for XPLINK	PPA2 in support of XPLINK in z/OS Language Environment Vendor Interfaces
The PPA2 timestamp and version information	Timestamp and Version in z/OS Language Environment Vendor Interfaces

5. If the entry point type is C/C++, find the C/C++ routine name.
 - a. Use the entry point plus 4 to locate the offset to the entry point name in the PPA1 (see [Figure 269 on page 480](#)).
 - b. Use this offset to find the length-of-name byte followed by the routine name.

The routine name appears in EBCDIC, with the translated version in the right-hand margin.

C Routine Layout Entry and PPA1

00	B xxx(0,15) Branch around prolog data			
04	X'14' Offset to the name	X'CE' (Language Environment signature)	Language Environment Flags	Member flags
08	A(PPA2)			
0C	A (Block Debugging Information (BDI)) or zero			
10	Stack frame size			
	:			
	:			
	:			
yy	Length of name		Untruncated entry/label name	

Figure 269. C PPA1

6. If the entry point type is nonconforming, find the PL/I routine name.
 - a. Find the one byte length immediately preceding the entry point. This is the length of the routine name.
 - b. Go back the number of bytes specified in the name length. This is the beginning of the routine name.
7. If the entry point type is nonconforming, find the name of the routine other than PL/I.
 - a. Use the entry point plus 4 as the location of the entry point name.
 - b. Use the next byte as the length of the name. The name directly follows the length of name byte. The entry point name appears in EBCDIC with the translated version in the right-hand margin.

Figure 270 on page 480 shows a nonconforming entry point type. Nonconforming entry points that can appear do not necessarily follow this linking convention. The location of data in these save areas can be unpredictable.

020000	=	47F0F00C	06D3C9E2	E3C9E300	90ECD00C	E0B	.00..LISTIT....
020010	=	18CF41B0	C29850BD	000850DB	000418DB		...Bq&...&....
020020	=	4510C052	E3E8D7D3	C9D54040	01020034		...TYPLIN
020030	=	C200001E	C5D5E3C5	D940D5E4	D4C2C5D9		B...ENTER NUMBER
020040	=	40D6C640	D9C5C3D6	D9C4E240	D6D940C1		OF RECORDS OR A
020050	=	D3D30ACA	00020058	4510C06C	E6C1C9E3		LL.....%WAIT
020060	=	D9C44040	010202F0	E4000000	0ACA0002		RD ...0U.....

Figure 270. Nonconforming entry point type with sample dump

Searching the IBM Software Support Database

Failures in the Language Environment product can be described through the use of keywords. A keyword is a descriptive word or abbreviation assigned to describe one aspect of a product failure. A set of keywords, called a keyword string, describes the failure in detail. You can use a keyword or keyword string as a search argument against an IBM software support database, such as the Service Information Search (SIS). The database contains keyword and text information describing all current problems reported through APARs and associated PTFs. IBM Support Center personnel have access to the software support database and are responsible for storing and retrieving the information. Using keywords or a keyword string, they will search the database to retrieve records that describe similar known problems.

If you have IBMLink or some other connection to the IBM databases, you can do your own search for previously recorded product failures before calling the IBM Support Center.

If your keyword or keyword string matches an entry in the software support database, the search may yield a more complete description of the problem and possibly identify a correction or circumvention. Such a search may yield several matches to previously reported problems. Review each error description carefully to determine if the problem description in the database matches the failure.

If a match is not found, go to [“Preparing documentation for an authorized program analysis report \(APAR\)”](#) on page 481.

Preparing documentation for an authorized program analysis report (APAR)

This section provides an overview of how to prepare documentation if a problem arises. For more information, see the [Software Support Handbook \(www.ibm.com/support/customer/sas/f/handbook/home.html\)](http://www.ibm.com/support/customer/sas/f/handbook/home.html).

Follow these steps before you prepare documentation for an APAR:

- Eliminated user errors as a possible cause of the problem.
- Followed the diagnostic procedures.
- You or your local IBM Support Center has been unsuccessful with the keyword search.

After you meet these criteria, follow these instructions:

1. Report the problem to IBM.

If you have not already done so, report the problem to IBM by opening a problem management record (PMR).

If you have IBMLink or some other connection to IBM databases, you can open a PMR yourself. Or, the IBM Software Support Center can open the PMR after they consult with you on the phone. The PMR is used to document your problem and to record the work that the Support Center does on the problem. Be prepared to supply the following information:

- Customer number
- PMR number
- Operating system
- Operating system release level
- Your current Language Environment maintenance level (PTF list and list of APAR fixes applied)
- Keyword strings that you used to search the IBM software support database
- Processor number (model and serial)
- A description of how reproducible the error is. Can it be reproduced each time? Can it be reproduced only sometimes? Have you been unable to reproduce it? Supply source files, test cases, macros, subroutines, and input files required to re-create the problem. Test cases are not required, but can often speed the response time for your problem.

If the IBM Support Center concludes that the problem that is described in the PMR is a problem with the Language Environment product, they will work with you to open an APAR, so the problem can be fixed.

2. Provide APAR documentation. When you submit an APAR, you will need to supply information that describes the failure. [Table 71 on page 482](#) describes how to produce documentation that is required for submission with the APAR.

Table 71. Problem resolution documentation requirements

Item	Materials required	How to obtain materials
1	Machine-readable source program, including macros, subroutines, input files, and any other data that might help to reproduce the problem.	IBM-supplied system utility program
2	Compiler listings: <ul style="list-style-type: none"> • Source listing • Object listing • Storage map • Traceback • Cross-reference listing • JCL listing and linkage editor listing • Assembler-language expansion 	Use appropriate compiler options
3	Dumps <ul style="list-style-type: none"> • Language Environment dump • System dump 	See instructions in Chapter 3, “Using Language Environment debugging facilities,” on page 35 (as directed by IBM support personnel).
4	Partition/region size/virtual storage size	
5	List of applied PTFs	System programmer
6	Operating instructions or console log	Application programmer
7	JCL statements that are used to invoke and run the routine, including all runtime options, in machine-readable form	Application programmer
8	System output that is associated with the MSGFILE runtime option.	Specify MSGFILE(SYSOUT)
9	Contents of the applicable catalog	
10	A hardcopy log of the events leading up to the failure.	Print each display.

3. Submit the APAR documentation.

When you submit material for an APAR to IBM, carefully pack and clearly identify any media containing source programs, job stream data, interactive environment information, data sets, or libraries.

All magnetic media that is submitted must have the following information attached and visible:

- The APAR number that is assigned by IBM.
- A list of data sets on the tape (such as source program, JCL, data).
- A description of how the tape was made, including the following information:
 - The exact JCL listing or the list of commands that are used to produce the machine-readable source. Include the block size, LRECL, and format of each file. If the file was unloaded from a partitioned data set, include the block size, LRECL, and number of directory blocks in the original data set.
 - Labeling information that is used for the volume and its data sets.
 - The recording mode and density.
 - The name of the utility program that created each data set.
 - The record format and block size that is used for each data set.

Any printed materials must show the corresponding APAR number.

The IBM service personnel will inform you of the mailing address of the service center nearest you.

If an electronic link with IBM Service is available, use this link to send diagnostic information to IBM Service.

After the APAR is opened and the fix is produced, the description of the problem and the fix will be in the software support database in SIS, accessible through ServiceLink.

Appendix B. Accessibility

Accessible publications for this product are offered through [IBM Documentation for z/OS \(www.ibm.com/docs/en/zos\)](http://www.ibm.com/docs/en/zos).

If you experience difficulty with the accessibility of any z/OS documentation see [How to Send Feedback to IBM](#) to leave documentation feedback.

Notices

This information was developed for products and services that are offered in the USA or elsewhere.

IBM may not offer the products, services, or features discussed in this document in other countries. Consult your local IBM representative for information on the products and services currently available in your area. Any reference to an IBM product, program, or service is not intended to state or imply that only that IBM product, program, or service may be used. Any functionally equivalent product, program, or service that does not infringe any IBM intellectual property right may be used instead. However, it is the user's responsibility to evaluate and verify the operation of any non-IBM product, program, or service.

IBM may have patents or pending patent applications covering subject matter described in this document. The furnishing of this document does not grant you any license to these patents. You can send license inquiries, in writing, to:

*IBM Director of Licensing
IBM Corporation
North Castle Drive, MD-NC119
Armonk, NY 10504-1785
United States of America*

For license inquiries regarding double-byte character set (DBCS) information, contact the IBM Intellectual Property Department in your country or send inquiries, in writing, to:

*Intellectual Property Licensing
Legal and Intellectual Property Law
IBM Japan Ltd.
19-21, Nihonbashi-Hakozakicho, Chuo-ku
Tokyo 103-8510, Japan*

The following paragraph does not apply to the United Kingdom or any other country where such provisions are inconsistent with local law: INTERNATIONAL BUSINESS MACHINES CORPORATION PROVIDES THIS PUBLICATION "AS IS" WITHOUT WARRANTY OF ANY KIND, EITHER EXPRESS OR IMPLIED, INCLUDING, BUT NOT LIMITED TO, THE IMPLIED WARRANTIES OF NON-INFRINGEMENT, MERCHANTABILITY OR FITNESS FOR A PARTICULAR PURPOSE. Some states do not allow disclaimer of express or implied warranties in certain transactions, therefore, this statement may not apply to you.

This information could include technical inaccuracies or typographical errors. Changes are periodically made to the information herein; these changes will be incorporated in new editions of the publication. IBM may make improvements and/or changes in the product(s) and/or the program(s) described in this publication at any time without notice.

This information could include missing, incorrect, or broken hyperlinks. Hyperlinks are maintained in only the HTML plug-in output for IBM Documentation. Use of hyperlinks in other output formats of this information is at your own risk.

Any references in this information to non-IBM websites are provided for convenience only and do not in any manner serve as an endorsement of those websites. The materials at those websites are not part of the materials for this IBM product and use of those websites is at your own risk.

IBM may use or distribute any of the information you supply in any way it believes appropriate without incurring any obligation to you.

Licensees of this program who wish to have information about it for the purpose of enabling: (i) the exchange of information between independently created programs and other programs (including this one) and (ii) the mutual use of the information which has been exchanged, should contact:

*IBM Corporation
Site Counsel
2455 South Road*

Poughkeepsie, NY 12601-5400
USA

Such information may be available, subject to appropriate terms and conditions, including in some cases, payment of a fee.

The licensed program described in this document and all licensed material available for it are provided by IBM under terms of the IBM Customer Agreement, IBM International Program License Agreement or any equivalent agreement between us.

Any performance data contained herein was determined in a controlled environment. Therefore, the results obtained in other operating environments may vary significantly. Some measurements may have been made on development-level systems and there is no guarantee that these measurements will be the same on generally available systems. Furthermore, some measurements may have been estimated through extrapolation. Actual results may vary. Users of this document should verify the applicable data for their specific environment.

Information concerning non-IBM products was obtained from the suppliers of those products, their published announcements or other publicly available sources. IBM has not tested those products and cannot confirm the accuracy of performance, compatibility or any other claims related to non-IBM products. Questions on the capabilities of non-IBM products should be addressed to the suppliers of those products.

All statements regarding IBM's future direction or intent are subject to change or withdrawal without notice, and represent goals and objectives only.

This information contains examples of data and reports used in daily business operations. To illustrate them as completely as possible, the examples include the names of individuals, companies, brands, and products. All of these names are fictitious and any similarity to the names and addresses used by an actual business enterprise is entirely coincidental.

COPYRIGHT LICENSE:

This information contains sample application programs in source language, which illustrate programming techniques on various operating platforms. You may copy, modify, and distribute these sample programs in any form without payment to IBM, for the purposes of developing, using, marketing or distributing application programs conforming to the application programming interface for the operating platform for which the sample programs are written. These examples have not been thoroughly tested under all conditions. IBM, therefore, cannot guarantee or imply reliability, serviceability, or function of these programs. The sample programs are provided "AS IS", without warranty of any kind. IBM shall not be liable for any damages arising out of your use of the sample programs.

Terms and conditions for product documentation

Permissions for the use of these publications are granted subject to the following terms and conditions.

Applicability

These terms and conditions are in addition to any terms of use for the IBM website.

Personal use

You may reproduce these publications for your personal, noncommercial use provided that all proprietary notices are preserved. You may not distribute, display or make derivative work of these publications, or any portion thereof, without the express consent of IBM.

Commercial use

You may reproduce, distribute and display these publications solely within your enterprise provided that all proprietary notices are preserved. You may not make derivative works of these publications, or

reproduce, distribute or display these publications or any portion thereof outside your enterprise, without the express consent of IBM.

Rights

Except as expressly granted in this permission, no other permissions, licenses or rights are granted, either express or implied, to the publications or any information, data, software or other intellectual property contained therein.

IBM reserves the right to withdraw the permissions granted herein whenever, in its discretion, the use of the publications is detrimental to its interest or, as determined by IBM, the above instructions are not being properly followed.

You may not download, export or re-export this information except in full compliance with all applicable laws and regulations, including all United States export laws and regulations.

IBM MAKES NO GUARANTEE ABOUT THE CONTENT OF THESE PUBLICATIONS. THE PUBLICATIONS ARE PROVIDED "AS-IS" AND WITHOUT WARRANTY OF ANY KIND, EITHER EXPRESSED OR IMPLIED, INCLUDING BUT NOT LIMITED TO IMPLIED WARRANTIES OF MERCHANTABILITY, NON-INFRINGEMENT, AND FITNESS FOR A PARTICULAR PURPOSE.

IBM Online Privacy Statement

IBM Software products, including software as a service solutions, ("Software Offerings") may use cookies or other technologies to collect product usage information, to help improve the end user experience, to tailor interactions with the end user, or for other purposes. In many cases no personally identifiable information is collected by the Software Offerings. Some of our Software Offerings can help enable you to collect personally identifiable information. If this Software Offering uses cookies to collect personally identifiable information, specific information about this offering's use of cookies is set forth below.

Depending upon the configurations deployed, this Software Offering may use session cookies that collect each user's name, email address, phone number, or other personally identifiable information for purposes of enhanced user usability and single sign-on configuration. These cookies can be disabled, but disabling them will also eliminate the functionality they enable.

If the configurations deployed for this Software Offering provide you as customer the ability to collect personally identifiable information from end users via cookies and other technologies, you should seek your own legal advice about any laws applicable to such data collection, including any requirements for notice and consent.

For more information about the use of various technologies, including cookies, for these purposes, see IBM's Privacy Policy at ibm.com/privacy and IBM's Online Privacy Statement at ibm.com/privacy/details in the section entitled "Cookies, Web Beacons and Other Technologies," and the "IBM Software Products and Software-as-a-Service Privacy Statement" at ibm.com/software/info/product-privacy.

Policy for unsupported hardware

Various z/OS elements, such as DFSMSdfp, JES2, and MVS, contain code that supports specific hardware servers or devices. In some cases, this device-related element support remains in the product even after the hardware devices pass their announced End of Service date. z/OS may continue to service element code; however, it will not provide service related to unsupported hardware devices. Software problems related to these devices will not be accepted for service, and current service activity will cease if a problem is determined to be associated with out-of-support devices. In such cases, fixes will not be issued.

Minimum supported hardware

The minimum supported hardware for z/OS releases identified in z/OS announcements can subsequently change when service for particular servers or devices is withdrawn. Likewise, the levels of other software products supported on a particular release of z/OS are subject to the service support lifecycle of those

products. Therefore, z/OS and its product publications (for example, panels, samples, messages, and product documentation) can include references to hardware and software that is no longer supported.

- For information about software support lifecycle, see: [IBM Lifecycle Support for z/OS \(www.ibm.com/software/support/systemsz/lifecycle\)](http://www.ibm.com/software/support/systemsz/lifecycle)
- For information about currently-supported IBM hardware, contact your IBM representative.

Programming interface information

This publication documents information NOT intended to be used as a Programming Interface of Language Environment in z/OS.

Trademarks

IBM, the IBM logo, and [ibm.com](http://www.ibm.com) are trademarks or registered trademarks of International Business Machines Corporation in the United States, other countries, or both. If these and other IBM trademarked terms are marked on their first occurrence in this information with a trademark symbol (® or ™), these symbols indicate U.S. registered or common law trademarks owned by IBM at the time this information was published. Such trademarks may also be registered or common law trademarks in other countries. A current list of IBM trademarks is available on the Web at [Copyright and Trademark information \(www.ibm.com/legal/copytrade.shtml\)](http://www.ibm.com/legal/copytrade.shtml).

Adobe, Acrobat, and PostScript are either registered trademarks or trademarks of Adobe Systems Incorporated in the United States, other countries, or both.

Java and all Java-based trademarks and logos are trademarks or registered trademarks of Oracle and/or its affiliates.

UNIX is a registered trademark of The Open Group in the United States and other countries.

Other company, product, and service names might be trademarks or service marks of others.

Index

Special Characters

- [__abend](#) [166](#), [434](#)
- [__alloc](#) [166](#), [434](#)
- [__amrc](#) [166](#), [434](#)
- [__cabend\(\)](#) function [332](#), [339](#), [358](#)
- [__code](#) [166](#), [434](#)
- [__error](#) [166](#), [434](#)
- [__feedback](#) [166](#), [434](#)
- [__last_op](#) [166](#), [434](#)
- [__le_cib_get\(\)](#) function [332](#)
- [__le_message_get_and_and_write\(\)](#) function [326](#), [334](#)
- [__le_message_get\(\)](#) function [334](#)
- [__le_msg_write\(\)](#) function [326](#), [334](#)
- [__msg](#) [167](#), [435](#)
- [__reset_exception_handler\(\)](#) function [332](#)
- [__set_exception_handler\(\)](#) function [332](#), [333](#)
- [_BPXK_MDUMP](#) [85](#)
- [_EDC_ADD_ERRNO2](#) [171](#), [440](#)

Numerics

64-bit applications [325](#), [337](#), [341](#), [433](#)

A

- abend codes
 - < 4000 [28](#), [29](#), [338](#)
 - >= 4000 [28](#), [29](#), [338](#)
 - 4093 [337](#)
 - passing to operating system [21](#)
 - system, example of [31](#), [339](#)
 - user-specified, example of [31](#), [339](#)
 - user, example of [31](#), [339](#), [340](#)
 - using [31](#), [339](#)
- abends
 - internal, table of output [320](#)
 - Language Environment [31](#), [317](#)
 - requested by assembler user exit [21](#)
 - system [32](#), [340](#)
 - under CICS [317](#)
 - user [32](#), [340](#)
- ABPERC runtime option
 - function [8](#)
 - generating a system dump and [83](#)
 - modifying condition handling behavior and [19](#)
- ABTERMENC runtime option
 - using [22](#)
- accessibility
 - contact IBM [485](#)
- AGGREGATE compiler option [3](#), [6](#)
- AMODE 64 applications
 - classifying errors [337](#)
 - debugging C/C++ [433](#)
 - preparing for debugging [325](#)
 - using debugging [341](#)
- anywhere heap

- anywhere heap (*continued*)
 - statistics [16](#)
- APAR (Authorized Program Analysis Report)
 - documentation [481](#)
- application program interfaces (API) [332](#), [334](#)
- application programs
 - debugging
 - handling a storage dump written to a z/OS UNIX file [215](#), [464](#)
- argument
 - in dump [64](#)
- arguments, registers, and variables for active routines [357](#)
- assembler language
 - user exit
 - for CICS [319](#)
 - generating a system dump with [83](#), [358](#)
 - modifying condition handling behavior and [21](#)
 - using [21](#), [22](#)
- assistive technologies [485](#)
- atexit
 - information in dump [188](#)
- automatic variables
 - locating in dump [276](#), [302](#)

B

- base locator
 - for working storage [232](#)
 - in dump [232](#)
- below heap
 - statistics [16](#)
- BLOCKS option of CEE3DMP callable service [37](#)

C

- C library function
 - trace table entries for [451](#)
- C return codes to CICS [317](#)
- C/C++
 - [__amrc](#)
 - example of structure [166](#), [434](#)
 - information in dump [189](#)
 - [__msg](#) [167](#), [435](#)
 - atexit
 - information in dump [188](#)
 - [cdump\(\)](#) function [180](#), [444](#)
 - compiler options [3](#)
 - debugging examples [205](#), [212](#), [454](#)
 - dump
 - information in [188](#)
 - parameter in [177](#)
 - structure variables, locating in [178](#)
 - system, structures in [178](#)
 - file
 - control block information [189](#)
 - status and attributes in dump [189](#)
 - functions

C/C++ (continued)

functions (continued)

- calling dump, example [180](#), [444](#)
- cdump() [42](#), [180](#), [343](#), [444](#)
- csnap() [42](#), [180](#), [343](#), [444](#)
- ctrace() [42](#), [180](#), [181](#), [343](#), [444](#)
- fetch() [165](#), [433](#)
- fopen() [167](#), [435](#)
- perror() [165](#), [171](#), [433](#), [439](#)
- printf() [166](#), [434](#)
- to produce dump output [42](#), [343](#)

- memory file control block [189](#)

- stdio.h [166](#), [434](#)

- timestamp [179](#)

CAA (common anchor area) [66](#), [357](#), [362](#), [364](#), [376](#), [408](#)

call chain [64](#)

CALL statement

- CDUMP/CPDUMP

- [251](#)

- DUMP/PDUMP [249](#)

- SDUMP [251](#)

callable services

- modifying condition handling [18](#)

case 1 condition token [24](#), [334](#)

case 2 condition token [24](#), [334](#)

cdump() function [180](#), [338](#), [444](#)

CEE prefix [27](#), [29](#), [31](#), [337](#), [339](#)

CEE3ABD—terminate enclave with an abend

- generating a dump and [83](#)

- handling user abends and [31](#)

CEE3DMP—generate dump

- generating a Language Environment dump with [35](#)

- options [36](#)

- relationship to PLIDUMP [270](#), [298](#)

- syntax [36](#)

CEEBXITA assembler user exit [21](#)

CEECXITA assembler user exit [319](#)

CEEDCOD—decompose a condition token [24](#)

CEEDUMP—Language Environment Dump Service

- control blocks [106](#), [375](#)

- locating [153](#)

CEEDUMPs, controlling access [151](#)

CEEHDLR—register user condition handler [20](#)

CEEHDLR—register user exception handler [333](#)

CEEMGET—get a message [24](#)

CEEMOUT—dispatch a message [22](#)

CEEMSG—get, format, and dispatch a message [24](#)

CEESGL—signal a condition [24](#)

CEESTART [165](#)

CEL prefix [337](#)

CELQSTRT [433](#)

character

- data dump [251](#)

CHECK runtime option

- function [8](#)

- modifying condition handling behavior and [19](#)

CHECKOUT compiler option [4](#)

CICS

- abends

- application, from an EXEC CICS command [320](#), [321](#)

- debugging for [315](#)

- debugging information, table of locations [315](#)

- destination control table (DCT) [315](#)

- example traceback in CESE transient data queue [315](#)

CICS (continued)

- examples of output [315](#)

- nonzero reason code returned, table of output [320](#)

- reason codes [317](#)

- register and program status word contents [316](#)

- return codes

- Language Environment [317](#)

- runtime messages [315](#)

- transaction

- dump [316](#)

- rollback [319](#)

class test [225](#)

classifying errors table [27](#), [337](#)

CLLE (COBOL load list entry) [231](#)

COBCOM control block [234](#)

COBOL

- base locator for working storage [232](#)

- C-specific common anchor area (C-CAA) [188](#)

- compiler options [4](#)

- debugging examples [234](#), [240](#)

- dump

- external data in [232](#)

- file information in [232](#)

- linkage section in [232](#)

- local variables in [229](#)

- routine information in [229](#)

- run unit storage in [233](#)

- signal information in [188](#)

- stack frames for active routines in [229](#)

- working storage in [232](#)

- errors [225](#)

- listings [227](#)

- memory file control block [188](#)

- program class storage [232](#)

- return codes to CICS [317](#)

- routine

- calling Language Environment dump service [228](#)

COBVEC control block [234](#)

command

- syntax diagrams xxviii

COMMAREA (Communication Area) [316](#)

compiler options

- C [3](#)

- COBOL [4](#)

- Fortran [5](#)

- LP64 [325](#), [433](#)

- PL/I [6](#)

condition

- information

- for active routines [357](#)

- in dump [61](#), [357](#)

- POSIX [24](#)

- unhandled [24](#), [335](#)

condition handling

- behavior, modifying [18](#)

- list of callable services [18](#)

- user-written condition handler [18](#),

- [20](#)

condition information block (CIB) [64](#), [77](#)

condition manager [24](#), [335](#)

CONDITION option of CEE3DMP callable service [38](#), [64](#)

condition token

- case 1 [24](#), [334](#)

- case 2 [24](#), [334](#)

condition token (*continued*)

example of [24](#), [334](#)

conditions, nested [23](#), [335](#)

contact

z/OS [485](#)

control block

for active routines [357](#)

csnap() function [180](#), [444](#)

ctrace() function [181](#), [338](#), [444](#)

D

data

map listing [227](#)

values [64](#)

DCB (data control block) [231](#)

DCT (destination control table) [315](#)

DEBUG runtime option [8](#)

debugging

C, examples [205](#), [212](#), [454](#)

COBOL, examples [234](#), [240](#)

for CICS [315](#)

Fortran, examples [256](#), [257](#)

PL/I, examples [279](#), [285](#), [305](#), [309](#)

DEPTHCONDLMT runtime option

function [8](#), [325](#)

modifying condition handling behavior and [19](#)

wait/loop error and [28](#), [30](#)

diagnosis checklist [477](#)

display

errnojr_value [32](#)

DISPLAY statement [22](#), [225](#)

displays

errnojr_value [32](#)

divide-by-zero error [205](#), [240](#), [257](#), [285](#), [288](#), [309](#), [313](#), [454](#)

DSA (dynamic save area) [64](#)

dummy DSA [64](#)

dump

an area of storage [251](#)

date in [57](#), [354](#)

dynamically allocated storage in [63](#)

storage

written to a z/OS UNIX file [215](#),
[464](#)

symbolic [251](#)

DUMP suboption of TERMTHDACT runtime option [38](#), [341](#)

DUMP/PDUMP routine

format specifications [250](#)

output [250](#)

usage considerations [250](#)

DYNDUMPs, controlling access [151](#)

E

ECB (enclave control block) [358](#)

EDB (enclave data block) [63](#), [358](#)

EDC prefix [27](#), [29](#), [31](#), [337](#), [339](#)

edcmtext [32](#)

edcmtext shell command [32](#)

EIB (exec interface block) [316](#)

enclave

identifier in dump [354](#)

member list [63](#), [358](#)

enclave (*continued*)

termination

behavior, establishing [22](#)

entry information [57](#), [354](#)

ENTRY option of CEE3DMP callable service [38](#)

entry point

name of active routines in dump [355](#)

ERRCOUNT runtime option

function [8](#)

modifying condition handling behavior and [19](#)

wait/loop error and [28](#), [30](#)

errno [188](#)

errnojr_value

displaying [32](#)

error

determining source of [477](#)

message while Language Environment was handling

another error [23](#), [335](#)

unanticipated [337](#)

ESD compiler option [6](#)

examples

application abends from [320](#), [321](#)

C routines [205](#), [212](#), [454](#)

calling a nonexistent subroutine [236](#), [283](#), [308](#)

COBOL routines [234](#), [240](#)

divide-by-zero error [205](#), [240](#), [257](#), [285](#), [288](#), [309](#), [313](#),
[454](#)

Fortran routines [256](#), [257](#)

output under CICS [315](#)

PL/I routines [279](#), [285](#), [305](#), [309](#)

SUBSCRIPTRANGE error [234](#), [279](#), [305](#)

exception handling

behavior, modifying [332](#)

user-written exception handler

[332](#)

EXEC CICS DUMP statements [316](#)

external data

for COBOL programs in dump [232](#)

F

fetch

fetch information in dump [188](#)

fetch() function [165](#), [433](#)

fetchable module [165](#), [433](#)

file

for COBOL, in dump [232](#)

status key [225](#)

file control block (FCB) [189](#)

FILES option of CEE3DMP callable service [37](#)

FLAG compiler option [4](#)

floating point registers

in dump [58](#)

fopen() function [167](#), [435](#)

FOR prefix [27](#), [29](#), [31](#)

Fortran

compiler options [5](#)

debugging examples [256](#), [257](#)

dump services [249](#)

errors, determining the source of [247](#)

listings [248](#)

G

GMAREA [231](#)
GONUMBER compiler option [3](#), [4](#)

H

HANDLE ABEND EXEC CICS command [315](#)
header files, C
 ctest.h [180](#), [444](#)
 errno.h [205](#), [454](#)
 stdio.h [166](#), [434](#)
 stdlib.h [205](#), [454](#)
heap pool
 trace report [362](#)
heap pools
 trace report [117](#), [394](#)
heap storage
 created by CEECRHP callable service [18](#)
 in LEDATA Output
 reports [111](#), [386](#)
 storage in dump [63](#)
 user [15](#)
HEAP64 runtime option [328](#)
HEAPCHK runtime option
 function [8](#), [113](#), [325](#), [388](#)
HeapPools
 storage statistics [469](#)
HEAPPOOLS
 storage statistics
 user-created, __uheapreport() [468](#)
 user-created, _uheapreport [218](#)
 trace report [88](#), [117](#)
HEAPPOOLS runtime option [328](#)
HEAPPOOLS64
 storage statistics [466](#)
HEAPPOOLS64 runtime option [328](#)
HEAPZONE runtime option
 function [8](#)
HEAPZONES runtime option [325](#)

I

I/O
 conventions [165](#), [433](#)
IBM Debug for z/OS [35](#)
IBM Open Enterprise SDK for Go [xxxv](#)
IBM Open XL C/C++ for z/OS [xxxv](#)
IBM prefix [27](#), [29](#), [31](#)
IGZ prefix [27](#), [29](#), [31](#)
INFMSGFILTER runtime option
 function [8](#), [326](#)
INITIALIZE statement [226](#)
instance specific information (ISI) [335](#)
instruction length counter (ILC) in dump [61](#), [357](#)
Inter-procedural Analysis (IPA) [325](#)
interactive problem control system (IPCS)
 analyzing a storage dump [215](#), [464](#)
 cbf command [421](#)
 VERBEXIT [360](#), [361](#), [364](#), [398](#), [410](#)
interoperability
 formatting and analyzing system dump reports [473](#)
 generating system dump [473](#)

interoperability (*continued*)
 report of LEDATA VERBEXIT formatted output [476](#)
interoperability applications [473](#)
interoperability applications
 preparing for debugging [473](#)
INTERRUPT compiler option
 function [7](#)
INTERRUPT runtime option [8](#)
interruption code in dump [61](#), [357](#)
IOHEAP64 runtime option [328](#)
ITBLK in dump [234](#)

K

keyboard
 navigation [485](#)
 PF keys [485](#)
 shortcut keys [485](#)

L

LAA (library anchor area) [422](#)
language constructs [225](#)
Language Environment
 return codes to CICS [317](#)
 symbolic feedback code [23](#), [334](#)
Language Environment dump
 C information in [187](#)
 CEEDUMP [8](#), [35](#), [325](#)
 COBOL information in [230](#)
 default options [36](#)
 example traceback in [63](#), [358](#)
 Fortran information in [254](#)
 multiple enclaves and [81](#)
 options
 BLOCKS [37](#)
 CONDITION [38](#), [64](#)
 ENCLAVE [36](#)
 ENTRY [38](#)
 FILES [37](#)
 FNAME [37](#)
 NOBLOCKS [37](#)
 NOCONDITION [38](#)
 NOENTRY [38](#)
 NOFILES [37](#)
 NOSTORAGE [37](#)
 NOTRACEBACK [37](#)
 NOVARIABLES [37](#)
 PAGESIZE(n) [37](#)
 STACKFRAME [37](#)
 STORAGE [37](#)
 THREAD [37](#)
 TRACEBACK [37](#), [64](#)
 VARIABLES [37](#), [64](#)
 output
 for C routines [183](#)
 for COBOL program [227](#)
 for Fortran routines [254](#)
 for PL/I routines [270](#), [298](#)
 information for multiple enclaves [42](#)
PL/I information in [272](#), [300](#)
section descriptions [56](#), [354](#)
TERMTHDACT suboptions [40](#), [342](#)

Language Environment dump (*continued*)

- title [57](#), [354](#)
- traceback with condition information
 - C routine [183](#), [447](#)
 - COBOL program [229](#)
 - Fortran routine [247](#), [254](#), [255](#)
 - Language Environment routine [56](#), [354](#)
 - PL/I routine [270](#), [298](#)
- using C functions [42](#), [343](#)
- using CDUMP/CPDUMP subroutine [249](#)
- using CEE3DMP callable service [35](#), [56](#), [354](#)
- using DUMP/PDUMP subroutine [249](#)
- using PLIDUMP subroutine [42](#), [270](#), [298](#)
- using SDUMP subroutine [249](#)
- using TERMTHDACT runtime option [38](#), [341](#)
- LCA (library communication area) [422](#)
- LEDDATA
 - IPCS Verbexit
 - C/C++ Output [120](#)
 - COBOL Output [140](#)
 - Parameters [87](#)
 - understanding output [90](#)
 - IPCS VERBEXIT
 - C/C++ Output [398](#)
 - Parameters [361](#)
 - PL/I Output [410](#)
 - Understanding Output [364](#)
- LIBHEAP64 runtime option [328](#)
- linkage section
 - for COBOL programs in dump [232](#)
- LIST compiler option [4](#), [5](#), [7](#)
- listings generated by compiler
 - COBOL [227](#)
 - Fortran [248](#)
 - PL/I [264](#), [292](#)
- LMESSAGE compiler option [7](#)
- local
 - variables [62](#)
- LP64
 - compiler option [325](#), [433](#)

M

- machine state information
 - in dump [61](#), [357](#)
- MAP compiler option [5](#), [7](#)
- MEMCHECK VHM memory leak analysis tool [220](#)
- MEMLIMIT storage parameter [337](#)
- memory file control block (MFCB) [188](#), [189](#)
- message
 - classifying errors and [28](#), [30](#), [338](#)
 - runtime, CICS [315](#)
 - user-created [22](#)
 - using in your routine [22](#)
- module
 - fetchable [165](#), [433](#)
- module name prefixes, Language Environment [27](#), [29](#), [337](#)
- MSG suboption
 - of TERMTHDACT [38](#), [341](#)
- MSGFILE runtime option
 - function [8](#)
 - runtime messages and [30](#), [338](#)
- MSGQ runtime option [8](#)

N

- navigation
 - keyboard [485](#)
- nested condition [23](#), [335](#)
- no response (wait/loop) [28](#), [30](#), [338](#)
- NOBLOCKS option of CEE3DMP callable service [37](#)
- NOCONDITION option of CEE3DMP callable service [38](#)
- NOENTRY option of CEE3DMP callable service [38](#)
- NOFILES option of CEE3DMP callable service [37](#)
- NOSTORAGE option of CEE3DMP callable service [37](#)
- NOTRACEBACK option of CEE3DMP callable service [37](#)
- NOVARIABLES option of CEE3DMP callable service [37](#)

O

- OFFSET compiler option [4](#), [5](#), [7](#)
- optimizing
 - C [3](#), [64](#)
 - COBOL [5](#)
 - Fortran [252](#)
 - PL/I [6](#)
- options
 - C compiler [3](#)
 - COBOL compiler [4](#)
 - defaults for dump [39](#), [342](#)
 - determining runtime in effect [9](#), [11](#), [326](#)
 - Fortran compiler [5](#)
 - Language Environment runtime [8](#), [325](#)
 - PL/I compiler [6](#), [7](#)
- out-of-storage condition
 - virtual storage [337](#)
- OUTDD compiler option [5](#)
- output
 - incorrect [28](#), [30](#), [338](#)
 - missing [28](#), [30](#), [338](#)

P

- page number
 - in dump [57](#), [354](#)
- PAGESIZE(n) option of CEE3DMP callable service [37](#)
- parameter
 - checking value of [21](#)
- PCB (process-level control block) [415](#)
- perror() function [171](#)
- perror()function [439](#)
- PL/I
 - address of interrupt, finding in dump [274](#), [301](#)
 - CAA address, finding in dump [278](#), [304](#)
 - common anchor area (CAA) [278](#), [304](#)
 - compiler listings
 - object code listing [268](#)
 - static storage map [267](#)
 - variable storage map [268](#)
 - compiler options
 - generating listings with [264](#), [292](#)
 - list of [6](#)
 - CSECT [267](#)
 - debugging examples [279](#), [285](#), [305](#), [309](#)
 - dump
 - error type, finding in [274](#), [301](#)
 - parameter list, finding contents in [277](#), [303](#)

PL/I (continued)

dump (continued)

PL/I information, finding in [272](#), [277](#), [300](#), [303](#)

PLIDUMP subroutine and [270](#), [298](#)

statement number, finding in [274](#), [301](#)

timestamp, finding in [277](#)

variables, finding in [276](#), [302](#)

ERROR ON-unit [262](#), [274](#), [290](#), [301](#)

errors [261](#), [263](#), [289](#), [291](#)

floating-point register [262](#), [290](#)

object code listing [268](#)

ON statement control block [268](#)

static storage listing [267](#)

SUBSCRIPTRANGE condition [262](#), [263](#), [279](#), [283](#), [290](#), [291](#), [305](#), [307](#)

PLIDUMP subroutine [271](#), [298](#)

PMR (problem management record) [481](#)

pointer

variable [165](#), [433](#)

PPA [478](#)

printf() function [22](#), [166](#), [434](#)

problem management record (PMR) [481](#)

procedure division listings [228](#)

process

control block [358](#)

member list [358](#)

process control block (PCB) [358](#)

PROFILE runtime option

function [9](#), [326](#)

program

class storage [232](#)

program prolog area [478](#)

program status word (PSW) [61](#), [357](#)

Q

QUIET suboption of TERMTHDACT runtime option [38](#), [341](#)

R

reason code

nonzero returned to CICS [320](#)

under CICS [317](#)

release number

in dump [57](#), [354](#)

request parameter list (RPL) [189](#)

return code

bad or nonzero [28](#), [30](#)

nonzero [338](#)

routines

common errors in [27](#), [29](#)

RPTOPTS runtime option [9](#)

RPTSTG runtime option [11](#), [328](#)

run unit

COBOL [233](#)

level control block [233](#)

storage in dump [63](#), [233](#)

runtime

messages

under CICS [315](#)

runtime options

determining those in effect [9](#), [11](#), [326](#)

sample options report [9](#)

runtime options (continued)

specifying [21](#)

S

scope

terminator [225](#)

SDUMP routine

description [251](#)

format specifications [252](#)

output [251](#)

usage considerations [252](#)

service routines

CDUMP/CPDUMP

[251](#)

DUMP/PDUMP [249](#)

SDUMP [251](#)

SET statement [226](#)

shortcut keys [485](#)

signal information in dump [188](#)

sorted cross-reference listing [227](#)

SOURCE compiler option [4](#), [5](#), [7](#)

stack

frame [64](#)

frame format [64](#), [65](#)

STACK64 runtime option [328](#)

STACKFRAME option of CEE3DMP callable service [37](#)

statement numbers

in dump [57](#), [354](#)

static

variables in dump [276](#), [302](#)

writable map [175](#), [178](#), [179](#)

status

of routines in dump [355](#)

stderr [22](#), [338](#), [341](#), [342](#)

stdio.h [166](#), [434](#)

stdout [22](#)

storage

evaluating use of [11](#), [328](#)

for active routines [357](#)

leak detecting [63](#), [113](#), [358](#), [388](#)

report [11](#), [328](#)

statistics [15](#), [16](#)

STORAGE compiler option [7](#)

storage dump

written to a z/OS UNIX file [215](#), [464](#)

STORAGE option of CEE3DMP callable service [37](#)

STORAGE runtime option [9](#), [326](#)

structure

map [178](#)

variable example code [178](#)

summary of changes xxxiii

symbolic

feedback code [23](#), [334](#)

symbolic dumps

how to call under Fortran [251](#)

symbolic feedback code

using the [25](#)

syntax diagrams

how to read xxviii

system

abends [32](#)

system abend

system abend (*continued*)
 with TRAP(OFF) [28](#), [30](#), [338](#)
 with TRAP(ON) [28](#), [30](#), [338](#)
system dump
 generating
 in z/OS UNIX shell
 [85](#)

T

task global table (TGT) [231](#)
TERMINAL compiler option [4](#), [7](#)
TERMTHDACT runtime option
 function [8](#), [38](#), [283](#), [308](#), [325](#), [341](#)
 generating a dump and [20](#), [333](#)
 modifying condition handling behavior and [9](#), [326](#)
 suboptions [38](#), [341](#)
TEST compiler option [3–6](#)
TEST runtime option [9](#), [326](#)
text file name prefixes, Language Environment [27](#), [29](#), [337](#)
THDCOM in dump [234](#)
THREAD option of CEE3DMP callable service [37](#)
THREADSTACK64 runtime option [328](#)
time
 in dump [57](#), [354](#)
TRACE runtime option
 function [9](#), [326](#)
 trace table [153](#), [424](#)
TRACE suboption of TERMTHDACT runtime option [38](#), [341](#)
TRACEBACK option of CEE3DMP callable service [37](#), [64](#)
transaction
 dump [316](#)
 rollback [319](#)
 rollback effects of assembler user exit on [319](#)
 work area [316](#)
TRAP runtime option
 function [9](#), [326](#)
 Language Environment condition handling and [20](#), [83](#), [358](#)
 Language Environment exception handling and [333](#)

U

UADUMP suboption of TERMTHDACT runtime option [20](#), [39](#), [333](#), [342](#)
UAIMM suboption of TERMTHDACT runtime option [20](#), [39](#), [333](#), [342](#)
UAONLY suboption of TERMTHDACT runtime option [20](#), [39](#), [333](#), [341](#)
UATRACE suboption of TERMTHDACT runtime option [20](#), [39](#), [333](#), [341](#)
unhandled conditions
 establishing enclave termination behavior for [22](#)
USE EXCEPTION/ERROR declaratives [225](#)
USE FOR DEBUGGING declarative [226](#)
user
 abend
 code [28](#), [29](#), [338](#)
 exit [21](#), [22](#)
 heap
 statistics [16](#)
 stack
 statistics [15](#)

user interface
 ISPF [485](#)
 TSO/E [485](#)
user-specified abends [31](#), [339](#)
USRHDLR runtime option [8](#), [20](#), [325](#)
utility and service subroutines
 CDUMP/CPDUMP [251](#)
 DUMP/PDUMP [249](#)
 SDUMP [251](#)

V

variables
 in Language Environment dump [64](#)
 structure example code [178](#)
VARIABLES option of CEE3DMP callable service [37](#), [64](#)
VBREF compiler option [5](#)
verb cross-reference [228](#)
VERBEXIT
 LEDATA [86](#), [360](#)
version number
 in dump [57](#), [354](#)

W

working storage
 in dump [62](#), [232](#), [357](#)
Writable Static Area [174](#)

X

XPLINK
 downward-growing stack [65](#)
 finding XPLINK information in a dump [197](#)
 stack frame format [64](#), [65](#)
 storage statistics [16](#)
 trace table entries for [197](#)
XREF compiler option [5](#), [7](#)
XUFLOW runtime option
 function [9](#)
 modifying condition handling behavior and [20](#)

Z

z/OS UNIX System Services
 C application program and [215](#), [464](#)
 generating a system dump [85](#)



Product Number: 5655-ZOS

GA32-0908-70

