

z/OS
3.2

*DFSORT Messages, Codes and Diagnosis
Guide*



Note

Before using this information and the product it supports, read the information in [“Notices” on page 169](#).

This edition applies to IBM® z/OS® 3.2 (5655-ZOS) and to all subsequent releases and modifications until otherwise indicated in new editions.

Last updated: 2025-09-30

© **Copyright International Business Machines Corporation 1995, 2025.**

US Government Users Restricted Rights – Use, duplication or disclosure restricted by GSA ADP Schedule Contract with IBM Corp.

Contents

Figures.....	v
Tables.....	vii
About this document.....	ix
How to use this document.....	ix
Required product knowledge.....	ix
Referenced documents.....	ix
How to provide feedback to IBM.....	xi
Summary of changes.....	xiii
Summary of changes for z/OS 3.2.....	xiii
Message changes.....	xiii
Summary of changes for z/OS 3.1.....	xiv
Message changes.....	xiv
Part 1. Eliminating common sources of error.....	1
Chapter 1. Eliminating common sources of error.....	3
How to get messages.....	3
How to get a dump.....	3
Eliminating DFSORT installation as a source of error.....	4
Eliminating your invoking program as a source of error.....	4
Eliminating your user exit routines as a source of error.....	4
Errors in using registers.....	4
Errors in using main storage.....	4
Errors in record contents.....	5
Being aware of data management rules.....	5
Correcting common errors.....	5
Common system abends related to storage.....	5
Miscellaneous system abends.....	6
User abends at run time.....	8
Common problems reported by DFSORT users.....	8
Part 2. Messages and codes.....	11
Chapter 2. Message considerations.....	13
Printing messages and control statements.....	13
Printing EFS messages and control statements.....	14
Writing messages to the master console.....	14
Finding DFSORT control statement coding errors.....	15
Chapter 3. Informational and error messages.....	17
Chapter 4. Diagnostic messages.....	131
Chapter 5. Return codes and user abends.....	137
DFSORT return codes.....	137

ICETOOL return codes.....	138
ICEGENER return codes.....	138
Part 3. Diagnosis guide.....	141
Chapter 6. Resolving failures in the DFSORT program.....	143
Developing your keyword string.....	143
Constructing keyword strings.....	146
Component identification keyword procedure.....	148
FMID keyword procedure.....	148
Type-of-technique keyword procedure.....	148
Type-of-application keyword procedure.....	149
Type-of-failure keyword procedures.....	149
Wait and loop keywords procedure.....	150
System abend keyword procedure.....	151
User abend keyword procedure.....	151
Message keyword procedure.....	152
Incorrect-output keyword procedure.....	152
Performance keyword procedure.....	153
Document keyword procedure.....	153
Module keyword procedure.....	153
Offset keyword procedure.....	154
Message variable keywords.....	155
ICE061A variable keywords.....	155
ICE117A variable keywords.....	156
Chapter 7. Searching the problem reporting databases.....	157
Chapter 8. Fixing or bypassing the problem	159
Fixing the problem.....	159
Bypassing the problem.....	159
Chapter 9. Reporting a problem.....	161
Appendix A. Valid input/output options at user exits—ICE044I.....	163
Appendix B. User exit return codes—ICE071A.....	165
Appendix C. Accessibility.....	167
Notices.....	169
Terms and conditions for product documentation.....	170
IBM Online Privacy Statement.....	171
Policy for unsupported hardware.....	171
Minimum supported hardware.....	171
Programming interface information.....	172
Trademarks.....	172

Figures

1. Keyword String Flowchart (Part 1 of 2)..... 145

2. Keyword String Flowchart (Part 2 of 2)..... 146

3. Keyword string syntax..... 147

4. Finding the system abend code and the PSW in the SYSUDUMP..... 150

5. Finding the wait state bit in the PSW..... 151

6. Finding the abend address..... 154

7. Finding the module name..... 154

8. Finding the offset..... 155

Tables

1. Reference documentation.....	x
2. Getting a dump.....	3
3. Common System Abends Related to Storage.....	5
4. Miscellaneous System Abends.....	6
5. Program Failure Resolution.....	143
6. Types of DFSORT Failures.....	149
7. Steps to Search the IBM Software Support Facility.....	157
8. User Exit Return Codes - ICE071A.....	165

About this document

This document is intended to help you:

- Eliminate common sources of errors. [Part 1, “Eliminating common sources of error,” on page 1](#) explains how to get messages and dumps and how to identify and eliminate various problems.
- Interpret the informational and error messages issued by DFSORT. [Part 2, “Messages and codes,” on page 11](#) contains the messages returned from the program, explains their meanings, and suggests appropriate responses.
- Diagnose a program failure that you suspect is caused by DFSORT. [Part 3, “Diagnosis guide,” on page 141](#) is a step-by-step guide that will assist you in searching for a solution and, if necessary, reporting the problem to the IBM Support Center.

For information about the accessibility features of z/OS, for users who have a physical disability, see [Appendix C, “Accessibility,” on page 167](#).

How to use this document

The Diagnosis Guide is designed to help you solve problems you encounter when running DFSORT. To use the information in this part most efficiently, first determine whether the problem is caused by:

A user error

Read [Chapter 1, “Eliminating common sources of error,” on page 3](#), for solutions to some of the most common errors users encounter when running DFSORT.

A program error

Use the numbered steps listed in [Chapter 6, “Resolving failures in the DFSORT program,” on page 143](#), to describe the problem and to find out if corrections for it are already available.

Required product knowledge

To use this document effectively, you should be familiar with the following information:

- Job control language (JCL)
- DFSORT and ICETOOL control statement syntax
- Data management
- Tape and disk hardware
- IBM support and how it is structured
- Diagnostic techniques

You should also be familiar with the information presented in the following related documents:

You should also be familiar with the information presented in the following related documents:
Related Documentation
z/OS DFSORT Application Programming Guide
z/OS MVS System Messages, Vol 7 (IEB-IEE)
z/OS MVS System Messages, Vol 8 (IEF-IGD)
z/OS MVS System Codes

Referenced documents

This document refers to the following documents:

<i>Table 1. Reference documentation</i>
Reference documentation
<i>z/OS SMP/E Reference</i>
<i>z/OS DFSMSdfp Diagnosis</i>
<i>z/OS DFSMS Macro Instructions for Data Sets</i>
<i>z/OS DFSMS Using Data Sets</i>
<i>z/OS MVS JCL Reference</i>
<i>z/OS MVS Programming: Authorized Assembler Services Guide</i>
<i>z/OS MVS System Management Facilities (SMF)</i>
<i>z/OS TSO/E Command Reference</i>

z/OS DFSORT Messages, Codes and Diagnosis Guide is a part of a more extensive DFSORT library. The following documents can help you work with DFSORT more effectively.

Task	Documentation
Planning For and Customizing DFSORT	<i>z/OS DFSORT Installation and Customization</i>
Learning to Use DFSORT	<i>z/OS DFSORT: Getting Started</i>
Application Programming	<i>z/OS DFSORT Application Programming Guide</i>
Tuning DFSORT	<i>z/OS DFSORT Tuning Guide</i>

How to provide feedback to IBM

We welcome any feedback that you have, including comments on the clarity, accuracy, or completeness of the information. For more information, see [How to send feedback to IBM](#).

Summary of changes

This information includes terminology, maintenance, and editorial changes. Technical changes or additions to the text and illustrations for the current edition are indicated by a vertical line to the left of the change.

Note: IBM z/OS policy for the integration of service information into the z/OS product documentation library is documented on the z/OS Internet Library under [IBM z/OS Product Documentation Update Policy](http://www.ibm.com/docs/en/zos/latest?topic=zos-product-documentation-update-policy) (www.ibm.com/docs/en/zos/latest?topic=zos-product-documentation-update-policy).

Summary of changes for z/OS 3.2

The following content is new, changed, or no longer included in z/OS 3.2.

New

The following content is new.

September 2025 release

- None.

Changed

The following content is changed.

September 2025 release

- None.

Deleted

The following content is deleted.

September 2025 release

- None.

Message changes

New messages

The following messages are new.

None.

Changed messages

The following messages are changed.

ICE000I

Deleted messages

The following messages are no longer issued.

None.

Summary of changes for z/OS 3.1

The following content is new, changed, or no longer included in z/OS 3.1.

Message changes

The following lists indicate the messages that are new, changed, or no longer issued in z/OS V2R4 and its updates. Messages that have been added, updated, or that are no longer issued in an updated edition of V2R4 are identified by the quarter and year that the message was updated, in parentheses. For example, (4Q2019) indicates that a message was updated in the fourth quarter of 2019.

New

The following messages are new:

None.

Changed

The following messages are changed.

ICE085A

ICE267I

No longer issued

The following messages are no longer issued.

None.

Part 1. Eliminating common sources of error

Chapter 1. Eliminating common sources of error

Some problems in running DFSORT are not caused by DFSORT failures, and using the information in this section can save you time. This section explains how to get messages and dumps as well as how to identify and eliminate problems caused by errors in your installation of DFSORT, your calling programs, or your user exit routines. The section also discusses other common errors.

How to get messages

When a message data set is required, but neither a SYSOUT DD statement nor an alternative message data set ddname is provided, DFSORT can either terminate or continue. Using the defaults with which it was delivered, DFSORT issues message ICE158A to the console, and terminates with either a return code of 20 or a user abend code of 158 (depending on the ERET, ABEND, or NOABEND option in effect at run-time). You can change the installation default value with the NOMSGDD installation option to allow DFSORT to continue even when a required message data set is not supplied.

If you do not receive any DFSORT messages, make sure that you supply a message data set, and resubmit your job using a SORTDIAG DD statement with a DUMMY parameter. The SORTDIAG DD statement specifies that all messages, including diagnostic messages (ICE800I through ICE999I), and control statements be printed.

You can provide either a SYSOUT DD statement or a DDNAME DD statement (where DDNAME is the alternate message data set ddname specified at installation or execution time with MSGDDN=ddname).

For example:

```
//SORTDIAG DD DUMMY
//SYSOUT DD SYSOUT=A
```

If you use a temporary or permanent message data set, it is best to specify a disposition of MOD to ensure you see all messages and control statements in the message data set. For example:

```
//SYSOUT DD DSN=&MSG,DISP=(MOD,PASS),SPACE=(CYL,(2,2)),UNIT=SYSDA
```

How to get a dump

To get a dump at an abend, use the JCL and program control statements shown in Table 2 on page 3. You get additional abend information when DFSORT's ESTAE recovery routine is in effect. At the beginning of each run, DFSORT establishes an ESTAE recovery routine to trap system or user abends for Blockset and Peerage/Vale applications. The ESTAE recovery routine remains in effect unless you use installation option ESTAE=NO or run-time option NOESTAE to delete it.

Table 2. Getting a dump

If you received	Then use
A user or system abend code	//SYSUDUMP DD SYSOUT=A
A condition code 16	//SYSUDUMP DD SYSOUT=A //DFSPARM DD * DEBUG ABEND

Note: If your program invokes DFSORT and does not pass the DFSORT return code to the system, the listing's condition code might not be the actual DFSORT return code. To determine if the code in the listing is from DFSORT, find out how your program handles return codes.

If you invoke DFSORT from a COBOL program, you might receive a COBOL dump and a DFSORT dump. For the procedures in this manual, use only the DFSORT dump.

If you are using PL/I, you must specify the NOSPIE and NOSTAE macro at run time to ensure that you receive a DFSORT dump. If you do not, you might receive only a PL/I dump.

Eliminating DFSORT installation as a source of error

If you install a new DFSORT release or PTF, the standard DFSORT aliases will be installed automatically. However, you must re-install any aliases you previously installed that are affected by the new release or PTF. Otherwise, DFSORT might be executing mixed levels of program modules, which can cause an abnormal end (ABEND).

Eliminating your invoking program as a source of error

Main storage space can be a problem when you invoke DFSORT from another program, especially if you use MAINSIZE/SIZE=MAX and invoke user exit E15 or E35 (or, from COBOL, use an input or output procedure). In this case, you usually receive a system ABEND 80A message.

If you invoked DFSORT from another program, and particularly if you opened a file in your user exit routine, check that you specified a sufficiently large amount of reserved storage with the RESALL, ARESALL, RESINV, or ARESINV run-time option.

For more detailed information on main storage, see [z/OS DFSORT Application Programming Guide](#).

Eliminating your user exit routines as a source of error

To eliminate your own routines or programs as possible sources of error, check the use of registers, the main storage space allocated to the routines or programs, and the record contents.

Errors in using registers

Make sure your routines or programs save and restore the appropriate registers. If the routines or programs return to DFSORT with, for example, a different value in register 12 the outcome is probably an abend.

Ensure that registers you use for loading or storing are not accidentally overlaying DFSORT code or work areas. In this case, DFSORT might work without errors with one technique but fail with another.

For more detailed information on register usage, see [z/OS DFSORT Application Programming Guide](#).

Errors in using main storage

Check whether your routines need more main storage space than you have allocated. Have you increased the size of your routines without increasing the corresponding exit size on your MODS statement? A change in the size of your user exit routines can lead to an abend in your own routine, or it can lead to insufficient space for DFSORT.

You can see if too little space was left for sorting by studying the information in messages ICE092I, ICE093I, ICE156I and ICE231I. If you did not receive any messages, refer to [“How to get messages” on page 3](#).

Similar situations can occur if the MAINSIZE/SIZE=MAX option is specified or taken by default and a fairly large reserved value is passed to DFSORT through the RESALL, ARESALL, RESINV, or ARESINV option or taken by default. Another problem can arise if your E15 routine issues a GETMAIN without a corresponding FREEMAIN at the end. This can be done indirectly, for example, by leaving a data set open so that a buffer pool remains reserved.

For more detailed information, see [z/OS DFSORT Application Programming Guide](#).

Errors in record contents

If the output records do not appear to contain the same data as the input records, and either E15 or E35 has been used, check that your routine is handling register 1 correctly; especially, check that it is correct on return to DFSORT. If, for example, you first load register 1 and then restore all registers (including register 1), register 1 probably has the wrong contents.

Also, if you first restore all registers and then try to load register 1 from a changed base register, you might pass the wrong information to DFSORT.

Being aware of data management rules

Standard system data management rules apply to all data set processing. In particular:

- Be aware that when using fixed standard record format for input data sets, the first short block is treated like an End of Volume. See [z/OS DFSMS Using Data Sets](#) for more details.
- Be aware that, in some cases, if a DD statement specifies a data set for output that is extended to a second or subsequent volume, and another DD statement within the same step requests the same data set, only the records on the first volume will be read, and incorrect output will result.

Specifically, when a new output data set is allocated with a unit count and volume count greater than one but specifies no volume serial numbers, one volume is allocated. If a second or succeeding DD statement within the same step requests the same data set, the same volume is allocated to it. If this job step extends the output data set to more volumes, this new volume information is not available to the second or succeeding DD statement.

Thus, you should not use different DDs for a data set to be used for output and then input in the same step, unless that data set cannot be extended to a second or subsequent volume, or is allocated with the guaranteed space attribute in the storage class. See [z/OS MVS JCL Reference](#) and [z/OS DFSMS Using Data Sets](#) for more details.

Correcting common errors

You can encounter abends or performance problems not caused by failures in the DFSORT program. For example, your job might terminate abnormally because of system errors beyond your control. Abends can also result from specifying inadequate storage or incorrect storage parameters. You can sometimes improve degraded performance by allocating resources differently.

This section lists abends you might encounter when running DFSORT, and suggests ways of correcting the problems. Not every possible problem can be listed, but the list includes those most commonly reported to IBM personnel. Use the information here in conjunction with [Part 2, “Messages and codes,”](#) on page 11 and [z/OS MVS System Codes](#).

Common system abends related to storage

Table 3 on page 5 covers common system abend codes that might appear when abends result from errors in storage parameters. The items are listed by system abend code. For details on DFSORT’s use of storage and storage parameters, see [z/OS DFSORT Installation and Customization](#) and [z/OS DFSORT Application Programming Guide](#).

Table 3. Common System Abends Related to Storage

Abend Code	Problem
106	There was not sufficient storage to load a module. Ensure that the values for REGION, MAINSIZE, SIZE, RESALL or RESINV are sufficient.
804	The amount of storage requested exceeded that available. Ensure that the values for REGION, MAINSIZE, SIZE, RESALL or RESINV are sufficient.

Table 3. Common System Abends Related to Storage (continued)

Abend Code	Problem
878	User exits required more storage than was available. Ensure that the values for each user exit size in the MODS statement and for REGION, MAINSIZE, SIZE, RESALL or RESINV are sufficient.
80A	This abend can result from the following: <ul style="list-style-type: none"> • A DFSORT job required more storage than was available. Ensure that the values for REGION, MAINSIZE, SIZE, RESALL or RESINV are sufficient. • The '-1' flag required to mark the end of an extended parameter list was missing. Include an F'-1' to mark the last item in the parameter list. • The invoking program used AL3 to define addresses for DFSORT control statements. Be sure to use full 4-byte addresses to prevent DFSORT from "running off the end" while allocating storage.
D37	A SORTWK, SORTOUT, or OUTFIL data set was specified with insufficient primary space allocation and no secondary allocation. Increase the primary allocation, or include a value for secondary allocation.
E37	A SORTOUT or OUTFIL data set was allocated on a primary volume that had either insufficient storage or excessive fragmentation, and no secondary volume was specified. Specify more than one volume in the VOLSER parameter for the SORTOUT or OUTFIL data set or compress the volume to allow it to contain the full 16 extents.

Miscellaneous system abends

Table 4 on page 6 covers other common system abend codes. The items are listed by system abend code.

Table 4. Miscellaneous System Abends

Abend Code	Problem
001	This abend can result from the following: <ul style="list-style-type: none"> • The data control block (DCB) for SORTIN contained incorrect LRECL or BLKSIZE data set attributes. Check the SORTIN DD statement to ensure that the LRECL and BLKSIZE parameters are correct. • When a COBOL program invoked DFSORT: <ul style="list-style-type: none"> – The SELECT or ASSIGN statement specified an incorrect file name or DDNAME parameter. – The SORTIN or SORTOUT files specified DCB attributes different from those defined for the data set. – The FD file description for SORTIN or SORTOUT files contained inaccurate specifications (such as RECORD CONTAINS, BLOCK CONTAINS, RECORDING MODE, and so on).
002	This abend can result from the following: <ul style="list-style-type: none"> • For variable-length record SORTOUT or OUTFIL data sets, the record descriptor word was invalid (less than 4 bytes or greater than 32 KB) or, for nonspanned records, was greater than the specified block size. • For fixed-length record SORTOUT or OUTFIL data sets, the LRECL parameter was greater than the BLKSIZE parameter.
013	The SORTIN, SORTOUT, or OUTFIL BLKSIZE parameter: <ul style="list-style-type: none"> • Was greater than 32760 for a disk data set, or was greater than the maximum block size supported by the access method for a tape data set. • Was not an integer multiple of the LRECL parameter for fixed-length records, or was not at least four bytes longer than the LRECL for variable-length records.

Table 4. Miscellaneous System Abends (continued)

Abend Code	Problem
0Cx	<p>These abends can result from the following:</p> <ul style="list-style-type: none"> • Locale processing with a run-time library that contains down-level dynamically loadable routines. • An invalid PD or ZD sign (0-9) or digit (A-F) can result in a data exception (0C7 ABEND) for SUM processing. An invalid PD or ZD digit can result in a data exception for OUTFIL edit or statistics processing. ICETOOL's DISPLAY or VERIFY operators can be used to identify decimal values with invalid digits. ICETOOL's VERIFY operator can be used to identify decimal values with invalid signs. • A user exit passed back a variable-length record that was shorter than the record descriptor word indicated. • A user exit passed back a fixed-length record that was shorter than the length specified in the RECORD statement (L2 for E15 and E32, or L3 for E35). • The contents of register 1 (and possibly other registers) used by DFSORT were altered before returning to DFSORT. Ensure the registers are restored before returning to DFSORT. • The SORTLIB DD statement specified an incorrect library. • The DEBUG CTRx option was in effect and the criteria were met. • For COBOL: <ul style="list-style-type: none"> – DISPLAY was used for COBOL messages, but the message data set was missing. Supply a message data set DD statement. (See the discussion of MSGDDN in z/OS DFSORT Application Programming Guide for an alternative solution.) – An attempt was made to reopen an open data set, or a data set was already open prior to executing the SORT USING statement. – A STOP RUN or GOBACK statement was required but not supplied; therefore, the COBOL program did not exit as intended but processed the next instruction. – Invalid logic was used in a sort I/O procedure (possibly using the STOP RUN, GOBACK, CALL, or GO TO statements), or PERFORM referred to a paragraph outside the section. – The file name or DDNAME parameter of the SELECT/ASSIGN statement was incorrect. – The LINKAGE SECTION was specified incorrectly or misplaced. – The PROCEDURE DIVISION USING statement gave an invalid parameter list. – An attempt was made to move data from the COBOL SD area prior to execution of the SORT verb. – The FD entry RECORD CONTAINS clause (LRECL) for the USING data set is different than the SD entry RECORD CONTAINS clause for the SORTWK data set.
213	<p>This abend can result from the following:</p> <ul style="list-style-type: none"> • A specified data set was not found. • Space for the SORTOUT or OUTFIL data set was not allocated. • For COBOL: <ul style="list-style-type: none"> – The file name or DDNAME parameter of the SELECT or ASSIGN statement was incorrect. – The SORT verb required the SORTLIB DD statement.
30A	The SORTIN LRECL parameter was greater than the SORTOUT or OUTFIL LRECL parameter (for VSAM data sets).
513	For COBOL, the SORT USING statement was used with an input tape data set that was already opened prior to invoking DFSORT.

Table 4. Miscellaneous System Abends (continued)

Abend Code	Problem
806	DFSORT required a program, such as a user exit or invoking program, during execution and was unable to find it. Correct the job step or supply the necessary program. ABEND 806, along with message “CSV003I REQUESTED MODULE CEEBINIT NOT FOUND”, may occur if during locale processing DFSORT does not have access to the library containing the dynamically loadable routines. For example, the data set containing these routines might be called SYS1.SCEERUN. If you are unsure of the name of the data set, contact your system administrator.
813	The SORTIN, SORTOUT, or OUTFIL data set was tape, and the data set name was incorrect or missing or DISP=MOD was specified inappropriately for a tape data set.
913	For COBOL, the file name or DDNAME parameter of the SELECT or ASSIGN statement was incorrect.
C03	A user exit opened data sets, but did not close them upon completion.
C13	For COBOL, the file name or DDNAME parameter of the SELECT or ASSIGN statement was incorrect.

User abends at run time

DFSORT issues two types of user abends at run time:

- If ABEND or ABSTP is in effect and DFSORT terminates with an error message, you receive a user abend. With installation option ABCODE=MSG (the supplied default), the user abend code is equal to the error message (for example, U0046 for message ICE046A). With installation option ABCODE=*n*, the user abend code is equal to *n* (for example, U0010 with ABCODE=10 for any error message). For user abend codes that are error message numbers (ABCODE=MSG), you can refer to the explanation for the corresponding message (for example, the ICE046A Explanation for U0046).

For a tape work data set sort or conventional merge, user abend 0 can be issued if DFSORT terminates with an error message and ABEND or ABSTP is in effect.

- If you receive a user abend with a code from 1000 through 1599, DFSORT detected an error in its internal logic. The abend is issued in this case to prevent infinite loops and to aid diagnosis of the problem. Please report such problems to your IBM representative.

In some cases, you may be able to bypass a DFSORT user 1nnn abend by making more storage available to DFSORT; try adding 32 KB by changing the REGION parameter or the MAINSIZE or SIZE value. See [z/OS DFSORT Application Programming Guide](#) for ways to specify MAINSIZE and SIZE.

Common problems reported by DFSORT users

The situations that follow are problems that are frequently reported to IBM personnel.

- System messages indicate DFSORT is using more storage than specified in the DFSORT parameters.
 - DFSORT treats its storage parameters (for example, TMAXLIM, MAXLIM, SIZE, MAINSIZE) as flexible limits, and may, in fact, use more storage than the specified limits in some cases to optimize performance or prevent termination. To avoid storage fragmentation, DFSORT might request all storage allocated to it above and below 16 MB virtual, then release all storage exceeding the specified limits.

DFSORT messages ICE092I and ICE093I list an estimate of the total amount of storage used by DFSORT. DFSORT message ICE156I lists an estimate of the storage used by DFSORT above 16 MB virtual. The difference between the two is an estimate of the storage used by DFSORT below 16 MB virtual. Message ICE231I lists an estimate of the storage used exclusively for OUTFIL processing above and below 16 MB virtual.

- Elapsed time for executing sort jobs appears excessive.

- To achieve the shortest elapsed time for sort jobs, DFSORT tries to select the Blockset technique. Examine message ICE143I to see which technique was used. If DFSORT did not select Blockset, code a SORTDIAG DD DUMMY statement in the JCL to request a set of diagnostic messages and re-run the job. Diagnostic message ICE800I reports a reason code indicating why DFSORT did not select the Blockset technique. Correct the condition, if possible.

Excessive elapsed time can also be the result of forcing DFSORT to sort a large data set in a relatively small amount of storage. Ensure that you provide sufficient storage for the data to be sorted as discussed in [*z/OS DFSORT Application Programming Guide*](#) and [*z/OS DFSORT Tuning Guide*](#).

Part 2. Messages and codes

Chapter 2. Message considerations

This chapter discusses the types of messages DFSORT produces and explains how to print messages and control statements, write messages to the master console, and find control statement coding errors.

DFSORT produces three types of messages:

- **Critical error** messages, which report and describe problems requiring programmer action to correct (explained in [Chapter 3, “Informational and error messages,”](#) on page 17).
- **Informational** messages, which provide information only and require no programmer action (explained in [Chapter 3, “Informational and error messages,”](#) on page 17).
- **Diagnostic** messages, which provide additional information useful in debugging and tuning (explained in [Chapter 4, “Diagnostic messages,”](#) on page 131).

Different messages might be issued for the same error situation, depending upon which DFSORT technique is used.

See *z/OS DFSORT Installation and Customization* for the following information.

- Information on the installation options discussed in this section
- Descriptions of the following messages issued by the ICEOPT started task command: ICEP500I, ICEP501I, ICEP502I, ICEP503I, ICEP504I, ICEP505I, ICEP506I, ICEP507I, ICEP508I, ICEP509I, ICEP510I and ICEP511I
- Descriptions of the messages issued during the expansion of the ICEMAC macro and message modules.

PARM options and program control statement options are explained in [z/OS DFSORT Application Programming Guide](#).

Printing messages and control statements

You can select the type of messages you want written to the message data set during installation or at run time. Messages ICE097I and ICE158A are written only to the master console.

If installation option NOMSGDD=QUIT is in effect, you must provide a DD statement using the name of the alternate message data set specified during installation or at run time, or a SYSOUT DD statement. Otherwise, DFSORT terminates with a return code of 20.

The following list outlines the hierarchy for message and control statements for the Blockset and Peerage/Vale sorting techniques. SORTDIAG DD, MSGPRT, and LIST, as they are used here, represent all methods of specifying the appropriate function. For example, FLAG (I) in the EXEC PARM field is equivalent to MSGPRT=ALL, and installation option DIAGSIM=YES is equivalent to specifying a SORTDIAG DD statement for every job.

Note: When an error message (ICExxxA) is issued and the message data set is available, DFSORT will display the diagnostic messages (ICE75xI, ICE8xxI and ICE9xxI) even if they are not requested (by DIAGSIM=YES or a SORTDIAG DD). This can improve first failure data capture and remove the need to rerun the application to display diagnostic messages.

SORTDIAG DD statement

Prints all messages (including diagnostic messages); prints control statements. A message data set DD statement should be provided.

When SORTDIAG DD is specified, Blockset error messages that are normally suppressed are printed. This may result in an error message being printed for a run that is actually successfully completed by another technique (as indicated by a return code of 0 or 4).

MSGPRT=ALL and LIST in effect

Prints all messages except diagnostic messages; prints control statements. A message data set DD statement should be provided.

MSGPRT=ALL and NOLIST in effect

Prints all messages except diagnostic messages; does not print control statements. A message data set DD statement should be provided.

MSGPRT=CRITICAL and LIST in effect

Prints only critical error messages; prints control statements. A message data set DD statement should be provided.

Control statements are not printed if MSGPRT=CRITICAL is in effect and DFSORT is dynamically invoked using the 24-bit parameter list.

MSGPRT=CRITICAL and NOLIST in effect

Prints only critical error messages; does not print control statements. A message data set DD statement should be provided.

MSGPRT=NONE in effect

Does not print messages; does not print control statements.

Printing EFS messages and control statements

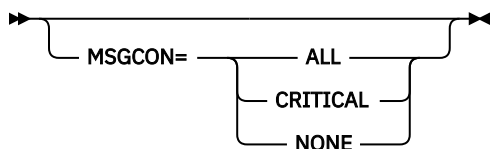
Both the Extended Function Support (EFS) program and its exit routines (EFS01 and EFS02) can send messages to DFSORT for printing. The EFS program can send messages to DFSORT for printing at Major Call 1, 2, 3, or 4. EFS01 and EFS02 can only send messages to DFSORT for printing at Major Call 4. DFSORT prints EFS messages to the message data set, but does not write messages to the master console.

Use the MSGPRT option to control the printing of messages returned by the EFS program. Use the LISTX and NOLISTX options to control the printing of control statements returned by the EFS program; use these two options in the same way you use LIST and NOLIST to control printing of DFSORT control statements. LISTX and NOLISTX can be used independently of LIST and NOLIST. When a SORTDIAG DD statement is specified, LISTX is used. If no verb request list is returned at Major Call 1, NOLISTX is used.

See [z/OS DFSORT Application Programming Guide](#) for more information about Extended Function Support.

Writing messages to the master console

You can select the type of messages to be written to the master console with the MSGCON installation option:



ALL

Specifies that all messages except option-in-effect messages (ICE127I through ICE133I, ICE235I and ICE236I) and diagnostic messages (ICE800I through ICE999I) are written to the master console.

CRITICAL

Specifies that only critical messages are written to the master console.

NONE

Specifies that messages are not written to the master console.

Console message choices are independent of the message data set choices. Messages ICE097I and ICE158A are written only to the master console. Inclusion of a SORTDIAG DD statement has no effect on console messages.

Because of the addition of the job name and the step name, some DFSORT messages can be truncated from the right when they are written to the master console.

Messages returned by an EFS program cannot be written to the master console.

Finding DFSORT control statement coding errors

DFSORT scans control statements for syntax and content errors, such as invalid operators, operands, or operand values, missing operands, and missing or invalid delimiters.

As explained in “[Printing messages and control statements](#)” on page 13 and “[Printing EFS messages and control statements](#)” on page 14, DFSORT prints messages and control statements as requested by the SORTDIAG DD statement, MSGPRT, LIST, and LISTX operands. The following paragraphs assume that messages and control statements are to be printed.

DFSORT scans each control statement for errors, and prints an error message for the first error detected. Scanning stops at the first error, and then continues with the next control statement. If DFSORT detects an error, it usually terminates after all the control statements are scanned. However, in some cases, detection of an error by the Blockset technique results in the use of another technique that could avoid termination. In other cases, Blockset terminates immediately without completing control statement scanning.

If an error is associated with a specific operator, operand or value for a control statement in DFSPARM, SYSIN, and SORTCNTL, DFSORT prints a marker (\$) directly under the control statement near the error. If an error is associated with a specific control statement, DFSORT prints the error message directly under the marker line or control statement.

If an error is associated with a specific control statement that is returned by an Extended Function Support (EFS) program, the EFS program can return a message to be printed with that control statement. The associated message must be returned at the same time the control statement is returned to DFSORT. The EFS program can also return an offset pointing to the error found in the control statement. DFSORT uses this offset to place a marker (\$) under the control statement. Any message that is associated with the control statement is printed directly under the marker line or control statement. See the [z/OS DFSORT Application Programming Guide](#) for more information about Extended Function Support.

Chapter 3. Informational and error messages

DFSORT messages can appear within your printed output or on the master console. For printed messages, the format is ICEnnns c text. For console messages, the format is ICEnnns c jjjjjjjj.sssssss text.

**Where
Represents**

nnn

Message number.

s

Severity code. Values for s are:

A

Critical error message; requires programmer action.

I

Informational message; usually requires no programmer action.

c

Diagnostic trace character. This character is usually not needed, but might be requested by your IBM representative for diagnostic purposes.

jjjjjjj

Job name.

sssssss

Step name.

text

Message text.

**ICE000I - CONTROL STATEMENTS FOR
5655-ZOS, Z/OS DFSORT *vr* -
hh:mm ON day mmm dd, yyyy-**

System action

The program terminates.

Explanation

Identifies the following for this DFSORT run:

- DFSORT version level (*v*) and release level (*rr*)
- Time as hours (*hh*) and minutes (*mm*)
- Day of the week (*day*)
- Date as month (*mmm*), day of the month (*dd*) and year (*yyyy*)

System action

None.

Programmer response

None.

ICE001A TEXT BEGINS IN WRONG COLUMN

Explanation

Critical. A continuation line started in column 1.

Programmer response

Use one of the following recommended valid methods for continuing a statement:

- Break the previous line at a comma-blank or semicolon-blank or colon-blank before column 72 and start the continuation line in column 2-71
- Break the previous line at column 71, put a nonblank in column 72 and start the continuation line in column 16.

See *z/OS DFSORT Application Programming Guide* for other valid methods of continuing a statement.

**ICE002I DUPLICATE OR CONFLICTING
xxxxxxx STATEMENT**

Explanation

The same operation definer, or mutually exclusive operation definers (SORT and MERGE, or INCLUDE and OMIT), appeared more than once in the same source (for example, SORTCNTL).

System action

DFSORT does not analyze duplicate or conflicting statements. The first one encountered is used.

Programmer response

No action is necessary, if the parameters on the duplicate (second and subsequent) control statements are not needed. Otherwise, consolidate the parameters from the duplicate control statements into a single control statement.

ICE003A CONTINUATION LINE MISSING

Explanation

Critical. A continuation line was indicated by the previous line ending with a comma, or with a nonblank entry in column 72, but no line followed.

System action

The program terminates.

Programmer response

Check for an overflow of parameters into column 72 or a missing continuation line.

ICE005A BLANK NEEDED IN COLUMN 1 OR OPERATION NOT DEFINED CORRECTLY

Explanation

Critical. One of the following errors was found:

- An operation definer, that is, ALTSEQ, DEBUG, END, INCLUDE, INREC, JOINKEYS, JOIN, MERGE, MODS, OMIT, OPTION, OUTFIL, OUTREC, RECORD, REFORMAT, SORT or SUM,, started in column 1 instead of column 2. An operation definer must be preceded by at least one blank in column 1.
- A control statement did not contain one of the valid operation definers.
- A control statement did not contain an operation definer followed by a blank on the first line.
- A DFSPARM PARM was continued using the continuation column.
- A continuation line followed a line with an error.
- A control statement passed by a parameter list contained a label.

System action

The program terminates.

Programmer response

Check that each control statement contains a valid operation definer and follows the syntax rules for the source of the control statements (DFSPARM, SYSIN, SORTCNTL, parameter list) including:

- An operation definer in a control statement in SYSIN or SORTCNTL must be preceded by at least one blank or by a label and at least one blank.
- A control statement in DFSPARM or a parameter list must not start with a label.
- An operation definer in a control statement in DFSPARM must be preceded by at least one blank.
- A DFSPARM PARM parameter must appear on one line.
- A control statement must contain an operation definer followed by a blank on the first line.

ICE006A OPERAND DEFINER ERROR

Explanation

Critical. The first operand of a control statement did not begin on the same line as the operation definer, or an operand or operand value was not valid, or a required operand was not specified.

System action

The program terminates.

Programmer response

Check for statements with invalid operands, invalid operand values, missing operands, or no operands.

ICE007A SYNTAX ERROR

Explanation

Critical. A control statement contained an error in syntax.

System action

The program terminates.

Programmer response

Check the control statements for syntax errors. Some of the more common syntax errors are:

- Unbalanced parenthesis
- Missing comma
- Embedded blank
- Invalid format type

- Invalid operator
- Invalid constant
- Continuation of DFSPARM PARM options using the continuation column.
- Symbol used where it is not allowed
- Parsed field (%nnn, %nn or %n) used where it is not allowed.

ICE008A FIELD VALUE EXCEEDS MAXIMUM ALLOWABLE CHARACTERS

Explanation

Critical. A specified parameter value was too long. Most parameter values have a maximum length of eight characters, but some can have longer or shorter maximum lengths.

System action

The program terminates.

Programmer response

Check control statements for parameter values that are too long. Refer to the description of each parameter to verify the maximum length for its values.

ICE010A NO SORT OR MERGE CONTROL STATEMENT

Explanation

Critical. All control statements have been processed and either:

- No SORT or MERGE control statement or OPTION COPY statement was found, or
- A 24-bit parameter list did not contain a SORT or MERGE control statement.

System action

The program terminates.

Programmer response

Make sure that the 24-bit parameter list contains a SORT or MERGE control statement. If you are not using a 24-bit parameter list, make sure you have supplied a SORT or MERGE control statement or an OPTION COPY statement.

ICE011A DUPLICATE OR CONFLICTING OPERANDS ON THE OPTION STATEMENT

Explanation

Critical. On an OPTION control statement, one of the following errors was found:

- A keyword was specified twice.
- A keyword and a variation of it were both specified. CKPT and CHKPT are variations, as are FILSZ and SIZE.
- A keyword and its opposite were both specified. EQUALS and NOEQUALS are examples of this.

System action

The program terminates.

Programmer response

Check the OPTION control statement for the errors indicated in the explanation and correct the errors.

ICE012A MISSING FIELDS OPERAND DEFINER

Explanation

Critical. A SORT, MERGE, or SUM control statement did not contain the FIELDS operand.

System action

The program terminates.

Programmer response

Check for a SORT, MERGE, or SUM control statement that does not have the FIELDS operand.

ICE013A INVALID SORT OR MERGE STATEMENT OPERAND

Explanation

Critical. An invalid keyword operand was detected on a SORT or MERGE control statement.

System action

The program terminates.

Programmer response

Make sure the SORT or MERGE control statement does not contain an invalid keyword operand.

ICE014A DUPLICATE SORT OR MERGE STATEMENT OPERAND

Explanation

Critical. On a SORT or MERGE control statement, one of the following errors was found:

- A keyword was specified twice.
- A keyword and a variation of it were both specified. CKPT and CHKPT are variations, as are FILSZ and SIZE.
- A keyword and its opposite were both specified. EQUALS and NOEQUALS are examples of this.

System action

The program terminates.

Programmer response

Check the SORT or MERGE control statement for the errors indicated in the explanation and correct the errors.

ICE015A VARIABLE RECORD TOO SHORT

Explanation

Critical. This message was issued for one of the following reasons:

- A record passed to DFSORT from user exit E15 or E35 contained a length in an RDW less than 4.
- An input data set contained a length in an RDW less than 4.
- An input data set contained a length in a BDW less than 8.
- A variable-length record was too short to contain all fields or, if Blockset was not selected, shorter than L4.
- A record did not contain the first byte of the first control field when VLSHRT was in effect and Blockset was not selected.

System action

The program terminates.

Programmer response

If the records are valid but too short to contain all fields, use the VLSCMP option (INCLUDE, OMIT) or VLSHRT option (INCLUDE, OMIT, SORT, MERGE) to prevent DFSORT from terminating. Otherwise, take one or more of the following actions:

- Check that the input data set contains valid BDWs.
- Check that the input data set and all records passed from exits contain variable-length records with valid RDWs.

- Decrease L4 if it is too large.
- Check the input data set and all records inserted at user exits E15 and E35 to see that all records contain all fields.
- Remove any records that are too short.
- Check your E15 and E35 routines and correct any errors.

If ICETOOL was used, check each ON field of the failing operator for incorrectly specified displacement (position) or length.

You can use the ICETOOL STATS operator with ON(VLEN) to show the length of the shortest variable length record. You can use the ICETOOL DISPLAY operator with ON(VLEN) to show the length of each variable length record.

ICE016A INVALID FIELDS OPERAND VALUE

Explanation

Critical. The FIELDS operand of a SORT or MERGE statement contained an invalid f or s value in a p,m,s or p,m,f,s field.

System action

The program terminates.

Programmer response

Check for invalid f and s values in the control fields.

ICE017A INVALID POSITION OR LENGTH IN CONTROL FIELD - REASON CODE IS rsn

Explanation

Critical. A position (p) or length (m) in a SORT or MERGE control field is invalid. rsn is the reason code associated with the error. The reason code helps you determine the specific cause of the error. Reason code values (rsn) are as follows:

1. A length (m) was less than the minimum allowed for the specified format (f). For example:

```
SORT FIELDS=(11,1,PD0,A)
* 1 IS LESS THAN THE MINIMUM LENGTH OF 2
* FOR A PD0 FIELD
```

2. A length (m) was greater than the maximum allowed for the specified format (f). For example:

```
MERGE FIELDS=(21,33,FS,D)
* 33 IS GREATER THAN THE MAXIMUM LENGTH OF 32
* FOR AN FS FIELD
```

3. A bytes.bit position (p.x) or length (m.y) was specified but the format (f) was not BI. For example:

```
SORT FIELDS=(7.2,3,CH,A)
* BI MUST BE USED WITH A POSITION OF 7.2
```

4. A position (p) was 0, or a bytes.bit position (p.x) was 0.x. For example:

```
SORT FORMAT=CH,FIELDS=(21,3,D,0,5,A)
* 0 IS LESS THAN THE THE MINIMUM OF 1
* FOR A POSITION
```

5. A bit position (.x) or bit length (.y) was greater than 7. For example:

```
MERGE FIELDS=(11,5.8,BI,A)
* .8 IS GREATER THAN THE MAXIMUM OF .7
* FOR A BIT LENGTH
```

6. A length (m) was 0, or a bytes.bit length (m.y) was 0.0. For example:

```
SORT FIELDS=(11,0.0,BI,D)
* 0.0 IS LESS THAN THE MINIMUM OF 0.1
* FOR A BYTES.BIT LENGTH
```

7. A position (p) plus length (m) was greater than 32753. For example:

```
SORT FIELDS=(32751,3,CH,A)
* 32751 + 3 = 32754 IS GREATER THAN
* THE MAXIMUM OF 32753 FOR POSITION+LENGTH
```

8. VLSHRT was in effect and control fields were too complex.
9. The total length of the control fields was greater than the maximum allowed.

System action

The program terminates.

Programmer response

Take the action for the indicated reason code value (rsn) as follows:

1. Ensure that each length is valid for its specified format.
2. Ensure that each length is valid for its specified format.
3. Ensure that BI format is used with each bytes.bit position or length.
4. Ensure that each position is equal to or greater than 1.
5. Ensure that each bit position and bit length is between .0 and .7.
6. Ensure that each bytes.bit length is equal to or greater than 0.1.

7. Ensure that the position plus length is less than or equal to 32753.
8. Specify NOVLSHRT or reduce the complexity of the control fields.
9. Reduce the total length of the control fields.

ICE018A

INVALID OR MISSING FIELD FORMAT - REASON CODE IS rsn

Explanation

Critical. A field in a SORT, MERGE, INCLUDE, OMIT, JOINKEYS, SUM, INREC, OUTREC or OUTFIL statement has an invalid format or no format. rsn is the reason code associated with the error. The reason code helps you determine the specific cause of the error. Reason code values (rsn) are as follows:

1. A SORT, MERGE, SUM, INCLUDE, or OMIT statement has a field with an invalid format. For example:

```
SORT FIELDS=(5,4,NG,A)
* NG IS AN INVALID FORMAT

SUM FIELDS=(12,2),FORMAT=CH
* CH IS AN INVALID FORMAT FOR SUM
```

2. An INCLUDE or OMIT operand of an OUTFIL statement or JOINKEYS statement, or a TRILID operand of an OUTFIL statement, or an IFTHEN WHEN, BEGIN or END operand of an INREC, OUTREC, or OUTFIL statement, has a field with an invalid format or has a field without a format. For example:

```
OUTFIL FNAMES=OUT1,
INCLUDE=(5,2,NG,EQ,C'AB')
* NG IS AN INVALID FORMAT

OUTFIL FNAMES=OUT2,
IFTHEN=(WHEN=(21,2,EQ,35,2),
OVERLAY=(21:C'OK'))
* FORMATS ARE MISSING IN WHEN CONDITION
```

3. A SORT, MERGE, SUM, INCLUDE, or OMIT statement without a FORMAT=f operand, or with an invalid FORMAT=f operand, has a field without a format (that is, p,m instead of p,m,f). For example:

```
SORT FIELDS=(5,4,BI,A,21,2,D)
* FORMAT IS MISSING FOR SECOND FIELD

SUM FIELDS=(12,2)
* FORMAT IS MISSING FOR SUM FIELD
```

4. D2 format was specified in the INCLUDE or OMIT operand of an OUTFIL statement or JOINKEYS statement, or in the TRILID operand of an OUTFIL statement, or in the IFTHEN WHEN, BEGIN or END operand of an INREC, OUTREC, or OUTFIL statement. For example:

```
INREC IFTHEN=(WHEN=(21,2,D2,EQ,C'AB'),
OVERLAY=(21:C'OK'))
```

```
* D2 IS INVALID FOR WHEN
OUTFIL FNAME=OUT1,
INCLUDE=(5,2,D2,EQ,C'AB')
* D2 IS INVALID FOR OUTFIL INCLUDE
```

- More than 112 SORT or MERGE fields were specified, and Blockset was not selected.
- CSF, FS, UFF, SFF, Y2x or PD0 format was specified for SORT, MERGE or SUM and Blockset was not selected. For example:

```
OPTION NOBLKSET
SORT FORMAT=PD0,FIELDS=(5,3,ZD,A)
* PD0 AND NOBLKSET SPECIFIED
```

System action

The program terminates.

Programmer response

Take the action for the indicated reason code value (rsn) as follows:

- Ensure that the format for each field in the SORT, MERGE, SUM, INCLUDE, and OMIT statements is valid.
- Specify p,m,f for each field in the INCLUDE, OMIT, TRILID, WHEN, BEGIN and END operands, and ensure that the format for each field is valid.
- Ensure that each field in the SORT, MERGE, SUM, INCLUDE and OMIT statements has a format by specifying p,m,f or FORMAT=f with p,m, as appropriate.
- Use the D2 format in an INCLUDE or OMIT statement rather than in an INCLUDE or OMIT operand, or replace the D2 format with a valid format in the INCLUDE, OMIT, TRILID, WHEN, BEGIN or END operand.
- Rerun the job with a SORTDIAG DD statement to get message ICE800I, which indicates the reason Blockset could not be used. If possible, remove the condition preventing the use of Blockset. Alternatively, reduce the number of SORT or MERGE fields to 112 or less.
- Rerun the job with a SORTDIAG DD statement to get message ICE800I, which indicates the reason Blockset could not be used. If possible, remove the condition preventing the use of Blockset. Alternatively, do not use a CSF, FS, UFF, SFF, Y2x or PD0 format.

ICE019A **MEMBER NAME NOT SPECIFIED FOR *ddname***

Explanation

Critical. A data set indicated by the specified ddname is partitioned, but the member name was missing.

System action

The program terminates.

Programmer response

Ensure that a member name is specified for each partitioned data set or PDSE defined for the indicated ddname. If the ddname is a concatenation of data sets, then ensure that each partitioned data set or PDSE in the concatenation has a member name specified with it.

ICE020A **INVALID RECORD STATEMENT OPERAND**

Explanation

Critical. An invalid keyword was found in a RECORD control statement.

System action

The program terminates.

Programmer response

Check for invalid keywords.

ICE021A **NO TYPE OPERAND**

Explanation

Critical. RECORD TYPE was not specified for a tape work data set sort or Conventional merge application that uses one of the following:

- VSAM input
- an E15 exit that supplies all of the input records
- an E32 exit that supplies all of the input records.

System action

The program terminates.

Programmer response

Specify RECORD TYPE=F or RECORD TYPE=V as appropriate.

ICE022A **RECORD FORMAT NOT F, V OR D**

Explanation

Critical. The TYPE operand of a RECORD control statement or JOINKEYS control statement contained an invalid value.

System action

The program terminates.

Programmer response

Check that the TYPE operand value on the RECORD statement or JOINKEYS statement is F, FB, V, VB, D, or DB. Check also for a conflict between the SORTIN/ SORTOUT DCB RECFM parameter and the RECORD control statement.

ICE023A NO LENGTH OPERAND

Explanation

Critical. The input record length was not available. A RECORD statement with an L1 or L2 value is required when an E15 or E32 user exit supplies all of the input records, or when a temporary empty VSAM data set defined without a RECSZ value is used for input.

This message can also be issued if input processing is bypassed because of a previous error.

System action

The program terminates.

Programmer response

Check for:

- A missing RECORD statement
- A RECORD statement without a LENGTH operand or without an L1 value
- A missing SORTIN DD statement or SORTINnn DD statement
- A temporary empty input VSAM data set defined without a RECSZ value

ICE024A MAXIMUM RECORD LENGTH EXCEEDED - REASON CODE IS rsn

Explanation

Critical. A specified or calculated record length was greater than the maximum length DFSORT could process. The record length can be one of the following:

- Input record length: Can be obtained from the L1 or L2 value of the RECORD LENGTH operand, from

the RECORDSIZE value for a VSAM input data set, or from the LRECL of a non-VSAM input data set.

- Reformatted record length: Can be obtained from the INREC statement or OUTREC statement.
- Output record length: Can be obtained from the L3 value of the RECORD LENGTH operand, from the RECORDSIZE value for a VSAM output data set, or from the LRECL of a non-VSAM output data set.

Note that for VSAM data sets processed as variable-length, the record length is increased by 4 bytes since DFSORT prepends an RDW to each record.

rsn is the reason code associated with the error. The reason code helps you determine the specific cause of the error. Reason code values (rsn) are as follows:

1. An input record length was greater than 32767.
2. An input record length for fixed-length records was greater than 32760.
3. An input record length for variable-length unspanned records was greater than 32756.
4. An output record length was greater than 32767.
5. An output record length for fixed-length records was greater than 32760.
6. An output record length for variable-length unspanned records was greater than 32756.
7. A reformatted record length was greater than 32767.
8. A reformatted record length for fixed-length records was greater than 32760.
9. A reformatted record length for variable-length unspanned records was greater than 32756.
10. Blockset was not selected and the specified or calculated minimum record length (L4) was greater than the specified or calculated maximum record length (L2).
11. Blockset was not selected and the specified or calculated minimum record length (L4) was greater than the specified or calculated average record length (L5).
12. Blockset was not selected and the specified or calculated average record length (L5) was greater than the specified or calculated maximum record length (L2).

System action

The program terminates.

Programmer response

Ensure that specified and calculated record lengths are not greater than the maximum length DFSORT can process. If Blockset was not selected, rerun the

job with a SORTDIAG DD statement to get message ICE800I, which indicates the reason Blockset could not be used. If possible, remove the condition preventing the use of Blockset.

ICE025A RECORD COUNT OFF

Explanation

Critical. The program has compared the count of input records and output records (shown in message ICE054I), taken into account the number of records inserted or deleted (shown in message ICE055I), if any, and found a discrepancy.

The message is issued when the entire output data set has been written. The message is suppressed if NOCHECK was in effect and you had an E35 user exit and no SORTOUT or OUTFIL data set.

System action

The program terminates.

Programmer response

The most probable cause is that you have not specified a SORTOUT or OUTFIL data set, have specified E35, and from your E35 routine have passed a return code of 8 (do not return) too early, when there are still output records remaining. If this is the case, you can avoid receiving this message by specifying OPTION NOCHECK. If this is not the case, examine any user exit routines (especially E15 and E35) for possible return code or other errors.

If a COBOL-invoking program contains an output procedure, make sure the RETURN statement is iterated until the AT END condition is executed. This occurs the next time the RETURN statement is executed *after* the last record was returned to you.

If the iteration of the RETURN is controlled by a PERFORM statement, the PERFORM logic should be controlled by the execution of the AT END clause of the RETURN statement.

It is possible but less likely that the error was caused by an internal sort problem.

ICE026I SMF RECORD NOT WRITTEN TO THE SMF DATA SET (RC=nn)

Explanation

A nonzero return code was returned from system management facilities (SMF). nn is the return code from the SMFWTM macro, in decimal.

System action

The SMF type 16 record is not successfully written.

Programmer response

Have your system programmer determine whether SMF is properly initialized on your system by referring to *z/OS MVS System Management Facilities (SMF)* for the meaning of the return code from SMFWTM.

ICE027A END OF [ddname] FIELD BEYOND MAXIMUM RECORD LENGTH

Explanation

Critical. If ddname is blank, then:

- The OUTREC or INREC length exceeded 32767 bytes, or
- if INREC was specified, a SORT, MERGE, OUTREC, or SUM field was defined as extending beyond the maximum reformatted record length.
- if Regular Expressions are used, DFSORT internally adds a NULL byte to the specified field in the INCLUDE/OMIT control statement. This reduces the maximum length that you can use for a Regular Expression by 1. So, for example if you are using Regular Expression on a fixed block file with an LRECL of 80, then the maximum length you can use for Regular Expressions is 79.
- otherwise, a SORT, MERGE, INREC, OUTREC, SUM, INCLUDE, or OMIT field was defined as extending beyond the maximum input record length

Otherwise, *ddname* indicates the first data set in the OUTFIL group for which either:

- an OUTFIL field was defined as extending beyond the maximum OUTFIL input record length, or
- the OUTFIL output record length exceeded 32767 bytes

System action

The program terminates.

Programmer response

Check all relevant control statements for incorrectly specified field position or length values. Check the record statement for incorrectly specified length values.

If an EFS field is specified in the SORT or MERGE control statement, make sure the position begins within the record.

If ICETOOL is used, check each ON field of the failing operator for incorrectly specified position or length

values, and for a DISPLAY, OCCUR, RANGE, STATS, UNIQUE, or VERIFY operator, check that the LRECL of the FROM data set is at least 4.

ICE028A TOO MANY EXITS

Explanation

Critical. A MODS statement specified more than the maximum number of user exits.

System action

The program terminates.

Programmer response

Make sure that routines are specified for valid user exits only, and that each exit is associated with only one routine. Exits that can be specified in the MODS statement are E11, E15, E16, E17, E18, E19, E31, E35, E37, E38, E39, and E61.

Restriction: For a merge-only application you can only specify exits E31, E35, E37, E38, E39, and E61.

- A user exit was defined twice in a MODS control statement.
- An E15, E18, E35, or E39 user exit was specified both in the invoking program parameter list and in a MODS statement.

System action

The program terminates.

Programmer response

Check MODS statement for multiply defined user exits.

ICE031A INVALID MODS OP CHAR

Explanation

Critical. A parameter of a MODS control statement contained an invalid character.

System action

The program terminates.

Programmer response

Check the parameters of the MODS control statement for a length field containing something other than numeric data, a source or name field beginning with something other than an alphabetic character, or containing a special character other than \$, @, or #.

ICE032A EXIT E61 REQUIRED

Explanation

Critical. A SORT or MERGE control statement defined a control field to be modified by a user-written routine (this was done by specifying E for the control field sequence indicator), and user exit E61 was not activated by a MODS control statement.

System action

The program terminates.

Programmer response

Check for conflicts in the SORT or MERGE and MODS statements with respect to E and E61.

ICE029A IMPROPER EXIT

Explanation

Critical. This message was issued for one of the following reasons:

- An incorrect user exit was specified on a MODS control statement.
- A user exit in the sort or intermediate merge phase of the program was specified for a merge application.

System action

The program terminates.

Programmer response

Make sure that the MODS control statement does not contain errors that resulted in the specification of an invalid program user exit number. Numbers that can be specified are E11, E15, E16, E17, E18, E19, E31, E35, E37, E38, E39, and E61.

Restriction: For a merge-only application, you can only specify exits E31, E35, E37, E38, E39, and E61.

ICE030A MULTIPLY DEFINED EXITS

Explanation

Critical. This message was issued for one of the following reasons:

ICE033A CONTROL FIELD SEQUENCE INDICATOR E REQUIRED

Explanation

Critical. User exit E61 was activated and no control fields were specified for user modification (an E

control field sequence parameter was missing on a SORT or MERGE control statement).

System action

The program terminates.

Programmer response

Check for conflicts in the SORT or MERGE and MODS statements with respect to E and E61.

ICE034A	MODS STATEMENT OPERAND ERROR
----------------	-------------------------------------

Explanation

Critical. This message was issued for one of the following reasons:

- An incorrect number of parameters followed an operand defined on a MODS control statement.
- SYSIN was specified as the third parameter for a user exit whose fourth parameter was N or C.
- For those user exits pre-link-edited by the user (fourth parameter was N or C, or null), the third parameter (library ddname) was different for two or more exits.
- An invalid value was specified for the fourth parameter of the statement.
- E15=COB or HILEVEL=YES was specified and E15 was specified with T as the fourth parameter.
- E35=COB or HILEVEL=YES was specified and E35 was specified with T as the fourth parameter.
- S was specified for the fourth parameter, but the user exit was not E11 or E31.
- N64 was specified for the fourth parameter, but DFSORT was not invoked using a 64-bit invocation parameter list.

System action

The program terminates.

Programmer response

Make sure that:

- Each exit operand of the MODS statement is specified using correct syntax.
- SYSIN is not specified for any user exit with the fourth parameter as N or C.
- T has not been specified as the fourth parameter for an E15 or E35 user exit along with E15=COB or E35=COB, respectively, or HILEVEL=YES.

- S has not been specified for the fourth parameter for an user exit other than E11 or E31.
- The dynamic link-edit parameters (SYSIN, T, and S) have not been specified for a copy application.
- The third parameter is specified if S or T is used for the fourth parameter.
- The third parameter is specified for a conventional merge or tape work data set sort.

ICE035A	DUPLICATE MODS ROUTINE OPERAND
----------------	---------------------------------------

Explanation

Critical. The same user-written routine was used for more than one user exit in a DFSORT program phase, or two or more routines had the same name.

System action

The program terminates.

Programmer response

Make sure that the MODS control statement does not use duplicate names.

ICE036I	B = a
----------------	--------------

Explanation

DFSORT diagnostic message for use by IBM software support personnel.

ICE037I	G = a
----------------	--------------

Explanation

DFSORT diagnostic message for use by IBM software support personnel.

ICE038I	NMAX APPROXIMATELY = n
----------------	-------------------------------

Explanation

This message gives an estimate of the maximum number of records that can be sorted using the intermediate storage and main storage available to DFSORT for the current application. The number replaces *n* in the text of the message. Nmax is calculated assuming that 2400-foot tapes are used. For variable-length records, the value is based on maximum record length.

System action

None.

Programmer response

None.

**ICE039A INSUFFICIENT MAIN STORAGE -
ADD AT LEAST nK BYTES**

Explanation

Critical. There was not enough main storage available for DFSORT to run, or main storage was fragmented.

System action

The program terminates.

Programmer response

The message gives an estimate of how much more main storage is needed. Add at least that amount to the main storage already allocated to the program, as appropriate, by doing the following:

1. If it is a JOINKEYS application, refer to Section 'JOINKEYS application notes' in *z/OS DFSORT Application Programming Guide*.
2. If it is an OUTFIL application, try one of the following:
 - Increase the REGION value by at least the amount indicated in the ICE039A message
 - Try REGION=0M
 - If practical, try decreasing the number of OUTFIL data sets or their block sizes.

Note: OUTFIL processing is subject to the ODMAXBF limit in effect and the system storage limits (for example, IEFUSI), but not subject to the DFSORT storage limits (that is, SIZE, MAXLIM, and TMAXLIM). Due to this reason, you usually do not use SIZE, MAXLIM and TMAXLIM to resolve an ICE039A for an OUTFIL step. Refer to section 'OPTION control statement' in *z/OS DFSORT Application Programming Guide* for a detailed explanation of ODMAXBF.

3. If DFSORT is being invoked by Db2 Utility, try reducing the number of parallel tasks run or reduce the number of Sort Work Data Sets used or coded in JCL.
4. If it is not JOINKEYS or OUTFIL application, then try increasing REGION. Increase by at least the amount indicated in the ICE039A message.
5. If none of the above resolve the ICE039A, then try increasing storage with the OPTION MAINSIZE or SIZE value. Refer to section 'OPTION control statement' in *z/OS DFSORT Application Programming Guide* for a detailed explanation of MAINSIZE or SIZE description.

6. It is not normally recommended to change DFSORT installation defaults to resolve a small number of jobs getting ICE039A, since that will affect the amount of storage available to all DFSORT jobs.

The ICE039A message may sometimes be issued again even after you have provided more storage because DFSORT re-estimates the amount of storage it needs at several points in the program. Resolve any additional ICE039A instances in the same way described previously.

Storage requirements can be reduced by decreasing either the input block size or the number of intermediate storage work areas. Please refer to messages ICE092I, ICE093I, ICE156I and ICE231I for information on storage.

Make sure that storage allocation is permitted above 16 MB virtual and enough storage is available above 16 MB virtual to load the DFSORT modules. Please refer to the section "Required storage for running DFSORT resident" in *z/OS DFSORT Installation and Customization*.

ICE040A INSUFFICIENT WORK UNITS

Explanation

Critical. There were not enough work data sets to allow your application to run. This can occur when work data sets are on tape. In a merge-only application, this message can result from incorrectly specifying one or more input data sets (SORTIN01, and so forth) or from using an E32 user exit without specifying the number of data sets.

System action

The program terminates.

Programmer response

Make sure that the DD statements do not contain errors. For a sort using tape work files, the SORTWKdd numbers must be in sequence, starting with SORTWK01, and at least three work data sets must be assigned to the program. For a Conventional merge application, make sure that the numbers for the SORTINnn DD statements are in sequence, starting with SORTIN01.

ICE041A N GT NMAX

Explanation

Critical. The exact number of records specified in a FILSZ or SIZE operand was greater than the maximum sort capacity calculated by the program.

System action

The program terminates.

Programmer response

Check all FILSZ or SIZE operands for errors. If all operands are correct, check DD statements for an error in assigning work data sets. If DD statements are correct, assign more work data sets to the program.

ICE042A **UNIT ASSIGNMENT ERROR:**
ddname* - REASON CODE IS *rsn

Explanation

Critical. An error was detected for the data set associated with the indicated ddname. The following information is displayed in the message:

- *ddname*: The input, output or work ddname (for example, SORTIN, SORTOUT or SORTWK01).
- *rsn*: The reason code associated with the error. The reason code (listed later in this section) helps you determine the specific cause of the error.

Note: The ddname and reason code are not displayed for a tape work data set sort or conventional merge application. In this case, the message will appear as:

ICE042A UNIT ASSIGNMENT ERROR

These techniques should be avoided by not using tape work data sets for a sort or by removing the condition preventing the use of Blockset indicated by the reason code displayed in message ICE800I when a SORTDIAG DD statement is specified.

Reason code values (*rsn*) are as follows:

1. VSAM and non-VSAM input data sets were specified for a merge application. Example: SORTIN01 is a VSAM data set and SORTIN02 is a non-VSAM data set. SORTIN01 and SORTIN02 are non-VSAM data sets and SORTIN03 is a VSAM data set.
2. Concatenated VSAM and non-VSAM input data sets were specified. Example: SORTIN has a non-VSAM data set followed by a VSAM data set. SORTIN has two VSAM data sets followed by a non-VSAM data set.
3. A DUMMY, NULLFILE, spool, pipe, or HFS data set, an HFS file or an invalid device type was specified for a work data set, or both tape and disk work data sets were specified. Example: SORTWK01 is an HFS data set.
4. Blockset was not selected and a pipe data set was specified for input or output. Example: SORTIN is a pipe data set but Blockset could not be used.

5. DFSORT was invoked by the ICEGENER facility, but SYSIN (or the alternate ddname for SYSIN) was not DUMMY. Control was automatically transferred to the IEBGENER system utility. Example: ICEGENER with //SYSIN DD *.
6. The QNAME parameter was specified on an output DD statement. Example: SORTOUT with QNAME=NAME1.
7. An HFS data set (not an HFS file) was specified for input or output. Example: SORTIN is an HFS data set.

System action

The program terminates.

Programmer response

For the data set associated with the indicated ddname, take the action for the indicated reason code value (*rsn*) as follows:

1. Use only VSAM data sets, or only non-VSAM data sets, but not both.
2. Use only a single VSAM data set, or concatenated non-VSAM data sets.
3. Remove the work data sets or use only valid work data sets.
4. Rerun the job with a SORTDIAG DD statement to get message ICE800I, which indicates the reason Blockset could not be used. If possible, remove the condition preventing the use of Blockset. Alternatively, do not use a pipe data set for input or output.
5. If you do not need to use any IEBGENER control statements, use DUMMY for SYSIN (or the alternate ddname for SYSIN). If you do need to use IEBGENER control statements, no action is necessary.
6. Do not use the QNAME parameter on the output DD statement.
7. Do not use an HFS data set for input or output; you can use an HFS file for input or output.

ICE043A **INVALID DATA SET ATTRIBUTES:**
***ddname attribute* - REASON CODE**
IS *rsn*

Explanation

Critical. An error associated with a record format, record length or block size was detected, or a conflict between these attributes was detected. The following information is displayed in the message:

- **ddname:** The input or output ddname for the associated data set (for example, SORTIN for a single or concatenated input data set used for a copy or sort application, SORTIN01 or SORTIN02 for an input data set used for a merge application, SORTOUT for an output data set, OUT1 for an OUTFIL output data set, and so on).
- **attribute=RECFM:** The error is associated with a record format. The record format can be set or derived from a RECFM value or a RECORD TYPE value, or defaulted based on other attributes. The record format can be fixed length (for example, RECFM=F, RECFM=FB or TYPE=F) or variable length (for example, RECFM=V, RECFM=VB, RECFM=VS, RECFM=VBS or TYPE=V).
- **attribute=LRECL:** The error is associated with a record length. The record length can be set or derived from an LRECL value, a RECORD LENGTH value, a VSAM RECORDSIZE value or the reformatted record length, or defaulted based on other attributes.
- **attribute=BLKSIZE:** The error is associated with a block size. The block size can be set or derived from a BLKSIZE value, or defaulted based on other attributes.
- **rsn:** The reason code associated with the error. The reason code (listed later in this section) helps you determine the specific cause of the error.

Note: The ddname, attribute, and reason code are not displayed for a tape work data set sort or conventional merge application. In this case, the message will appear as:

ICE043A INVALID DATA SET ATTRIBUTES

These techniques should be avoided by not using tape work data sets for a sort or by removing the condition preventing the use of Blockset indicated by the reason code displayed in message ICE800I when a SORTDIAG DD statement is specified.

Reason code values (*rsn*) are as follows:

1. A fixed length output data set has a block size smaller than the record length, or a variable length output data set has a block size smaller than the record length plus four. Example: The record length is 1000 and BLKSIZE=800 is specified on the SORTOUT DD statement.
2. The record length cannot be determined, LRECL=X was specified, or the record length is larger than the maximum allowed. Example: The SORTIN data set was created with LRECL=X.
3. Input data sets have mixed fixed length and variable length record formats, or mixed valid and invalid record formats. Examples:

Concatenated SORTIN data sets have RECFM=FB and RECFM=VB. The SORTIN01 data set has RECFM=V and the SORTIN02 data set has RECFM=FB. Concatenated SORTIN data sets have RECFM=VB and RECFM=U.

4. A variable length spanned input data set was found after a variable length unspanned input data set. Example: Concatenated SORTIN tape data sets have RECFM=VB and RECFM=VBS.
5. Fixed length input data sets have different record lengths or ICETPEX returned a record length that does not match the record length in the tape label. Examples: Concatenated SORTIN data sets have RECFM=FB with LRECL=100 and RECFM=FB with LRECL=80. The SORTIN01 data set has RECFM=FB with LRECL=100 and the SORTIN02 data set has RECFM=FB with LRECL=135. ICETPEX returned 255 as the record length, but the tape label has 360 as the record length.
6. The record format is fixed length and the block size is smaller than the record length or is not a multiple of the record length. Example: The reformatted fixed record length is 1200 from OUTREC BUILD=(11,1200) and the SORTOUT data set has BLKSIZE=25000.
7. An input tape data set with the largest block size was not the first data set, and the block size for that data set was not available in the DD statement, from DFSMSrmm, or from a tape management system using ICETPEX. Example: Concatenated SORTIN tape data sets are unmanaged: the first data set was created with RECFM=FB, LRECL=80 and BLKSIZE=32720 and the second data set was created with RECFM=FB, LRECL=80 and BLKSIZE=262080.
8. Input and output data sets have mixed fixed length and variable length record formats, or mixed valid and invalid record formats. Examples: The SORTIN data set has RECFM=FB and the SORTOUT data set has RECFM=VB. The SORTIN01 data set has RECFM=VB and the SORTOUT data set has RECFM=F or RECFM=U.
9. The record format is fixed length and the output record length is larger than the input record length or reformatted record length. Examples: The SORTIN01 data set has RECFM=FB and LRECL=80 and the SORTOUT data set has LRECL=100. The SORTIN01 data set has RECFM=FB and LRECL=80, the reformatted record length is 60 from OUTREC BUILD=(1,60) and the SORTOUT data set has LRECL=80.
10. The record format cannot be determined or is not valid for DFSORT processing. Examples: The SORTIN data set has DUMMY or NULLFILE but

does not have RECFM=value. The SORTOUT data set has RECFM=U.

11. The track capacity of the device for the output data set was smaller than the block size for the output data set. Example: The SORTOUT data set is allocated on a 3350 and has BLKSIZE=32000.
 12. The block size cannot be determined or is not valid for DFSORT processing. Examples: The SORTIN DD statement has DUMMY or NULLFILE but does not have BLKSIZE=value. The block size of the first SORTIN data set cannot be determined
 13. The record format is variable length and the OUTFIL output data set has a fixed length record format, or OUTFIL parameter FTOV or VLFILL is specified and the OUTFIL output data set has a fixed length record format. Examples: SORTIN has RECFM=VB, OUTFIL FNAMES=OUT1 is specified, and OUT1 has RECFM=FB. SORTIN has RECFM=FB, OUTFIL FNAMES=OUT2,FTOV is specified and OUT2 has RECFM=F. SORTIN has RECFM=VB, OUTFIL FNAMES=OUT3, VLFILL=C'**,BUILD=(70) is specified and OUT3 has RECFM=FB.
 14. The record format is fixed length and the OUTFIL output data set has a variable length record format, or OUTFIL parameter VTOF or CONVERT is specified and the OUTFIL output data set has a variable length record format. Examples: SORTIN has RECFM=FB, OUTFIL FNAMES=OUT1 is specified, and OUT1 has RECFM=VBS. SORTIN has RECFM=VB, OUTFIL FNAMES=OUT2,VTOF,BUILD=(5,60) is specified and OUT2 has RECFM=VB.
 15. The input data set with the largest block size was not the first input data set. Example: SORTIN01 has BLKSIZE=15000 and SORTIN02 has BLKSIZE=20000 and Blockset could not be used.
 16. A data set with RECFM=F has a block size that is not equal to the record length, or the first input data set has RECFM=F and is followed by a data set with a different block size. Example: SORTOUT has RECFM=F, LRECL=80 and BLKSIZE=160.
- for the record length, or use an existing data set with a block size that is valid for the record length, as appropriate.
 2. Do not use a data set with LRECL=X. Ensure that the record length is available, and is not larger than 32767 or the maximum allowed for the record format. Specify LRECL=value on the DD statement, if appropriate, and especially for a DUMMY or NULLFILE data set.
 3. Ensure that all of the input data sets have fixed length record formats (for example, RECFM=FB), or that all of the input data sets have variable length record formats (for example, RECFM=VB and RECFM=VBS). Do not use a data set with RECFM=U.
 4. Ensure that a variable length spanned input data set (for example RECFM=VBS) is not preceded by a variable length unspanned input data set (for example, RECFM=VB).
 5. Ensure that all of the fixed length input data sets have the same record length. If appropriate, use fixed input data sets padded to the largest record length. Ensure that ICETPEX returns the correct record length.
 6. Let DFSORT set the output data set block size, specify BLKSIZE=value with a value equal to or larger than the record length and a multiple of the record length, or use an existing data set with a block size that is valid for the record length, as appropriate.
 7. Use managed tapes, or specify BLKSIZE=value, with a value equal to the largest block size, in the first input DD statement.
 8. Ensure that all of the input data and output data sets have fixed length record formats (for example, RECFM=FB), or that all of the input and output data sets have variable length record formats (for example, RECFM=VB and RECFM=VBS). If you want to convert from fixed length input records to variable length output records, use an OUTFIL statement with FTOV. If you want to convert from variable length input records to fixed length output records, use an OUTFIL statement with VTOF and BUILD.
 9. Ensure that the SOLRF parameter is in effect. Use INREC or OUTREC to pad the output records to the needed length. Let DFSORT set the output record length, specify LRECL=value with a value equal to the reformatted record length, or use an existing data set with a record length equal to the reformatted record length, as appropriate.
 10. Ensure that the record format is available and is valid for DFSORT processing (for example, RECFM=F, RECFM=FB, RECFM=VB, RECFM=VBS). Do not use RECFM=U. Specify RECFM=value

System action

The program terminates.

Programmer response

For the data set associated with the indicated ddname, and the indicated attribute, take the action for the indicated reason code value (*rsn*) as follows:

1. Let DFSORT set the output data set block size, specify BLKSIZE=value with a value that is valid

on the DD statement, if appropriate, and especially for a DUMMY or NULLFILE data set. Specify RECORD TYPE=value, if appropriate, and especially for a VSAM input data set.

11. Ensure that the output data set block size is equal to or smaller than the track capacity for the device on which the output data set resides.
12. Ensure that the block size is available and is valid for DFSORT processing. Specify BLKSIZE=value on the DD statement, if appropriate, and especially for a DUMMY or NULLFILE data set.
13. If you want to use FTOV or VLFILL, ensure that the OUTFIL output data set has a variable length record format or no record format. If you want to convert from variable length input records to fixed length output records, use VTOF and BUILD and ensure that the OUTFIL output data set has a fixed length record format or no record format.
14. If you want to use VTOF or CONVERT, ensure that the OUTFIL output data set has a fixed length record format or no record format. If you want to convert from fixed length input records to variable length output records, use FTOV and ensure that the OUTFIL output data set has a variable length record format or no record format.
15. Rerun the job with a SORTDIAG DD statement to get message ICE800I, which indicates the reason Blockset could not be used. If possible, remove the condition preventing the use of Blockset. Alternatively, specify BLKSIZE=value, with a value equal to the largest block size, in the first input DD statement.
16. Ensure that data sets with RECFM=F have a block size equal to the record length, or specify RECFM=FB in the first input DD statement.

ICE044I EXIT Enn INVALID OPTION

Explanation

An invalid input/output option was passed to DFSORT at user exit E18, E19, E38, or E39. The *nn* value in the message text is replaced by the number of the user exit at which the error occurred.

System action

The invalid option is ignored.

Programmer response

Check the parameter list passed by the user-written routine against the table in [Appendix A, "Valid input/output options at user exits—ICE044I,"](#) on page 163 before rerunning the application. An *x* in the table

indicates an option that is allowed with the user exit in question.

ICE045I END SORT PH

Explanation

The sort (input) phase completed successfully. This message appears only when the BALN or POLY tape technique was used.

**ICE046A SORT CAPACITY EXCEEDED -
RECORD COUNT: *n***

Explanation

Critical. DFSORT was not able to complete processing with the intermediate storage available (Hiperspace or disk work data sets). For work data sets with secondary allocation allowed, DFSORT overrides system B37 abends and continues processing; this message is issued only when no more space is available in Hiperspace or on any allocated work data set.

Note: DFSORT uses only the first volume of multi-volume work data sets.

The count *n* is either an approximation of the number of records or is the total number of records that DFSORT was able to read in before it used all of the available intermediate storage.

The amount of intermediate storage required can vary depending on many factors including:

- The amount of Hiperspace DFSORT is able to use at the time the sort is run
- The amount of main storage available
- The degree of randomness of the records to be sorted
- The values specified (or defaulted) for options such as DYNALOC, DYNAUTO, DYNSPC, FILSZ/SIZE, AVGLEN, or DYNALOC
- The amount of padding required for short records when VLSHRT is in effect.

System action

The program terminates.

Programmer response

Take one or more of the following actions:

- If dynamic allocation was used, refer to message ICE254I (if issued) for more information.
- If JCL work data sets were used, increase the amount of work space available to DFSORT.

- If message ICE118I was received, refer to message ICE253I for more information
- If you are sorting variable length records, refer to message ICE098I for more information.
- If appropriate, increase the amount of main storage available to DFSORT using the options MAINSIZE/ SIZE or the JCL option REGION. Increasing the amount of main storage available to DFSORT can help DFSORT use less intermediate storage. Avoid running a large sort in a small amount of main storage as this can degrade performance and increase intermediate storage requirements. In some cases, a small amount of main storage can force DFSORT to perform an intermediate merge as indicated by message ICE247I; refer to ICE247I for more information on the consequences of an intermediate merge and how to avoid it.
- If VLSHRT was in effect and the total size of all control fields was significantly larger than the average LRECL for the data set, you may be able to reduce the amount of work space required by reducing the total size of the control fields.

ICE047A **RECORD COUNT OFF, SPECIFIED
n, RECEIVED n¹**

Explanation

Critical. Installation option FSZEST=NO was specified or defaulted, and the number of records received was NOT equal to the value specified in the FILSZ=x or SIZE=y option in effect.

The SPECIFIED field contains the value specified in the FILSZ=x or SIZE=y option. The RECEIVED field contains the actual number of records in the input data sets (for SIZE=y) or the actual number of records to be sorted or merged (for FILSZ=x). See the explanation of SIZE=y or FILSZ=x on the OPTION statement in the *z/OS DFSORT Application Programming Guide* for details.

System action

The program terminates.

Programmer response

Make sure that the FILSZ=x or SIZE=y value is accurate. Message ICE047A can be suppressed by specifying installation option FSZEST=YES, or by using FILSZ=Ex, SIZE=Ey, FILSZ=Ux, or SIZE=Uy, thus ensuring that the value will be treated as an estimate.

If an E15 or E32 exit passes all of the records (no SORTIN or SORTINxx), use FILSZ=x rather than SIZE=y.

ICE048I **NMAX EXCEEDED**

Explanation

DFSORT exceeded the calculated sort capacity while processing the input data set, and user exit E16 was specified.

System action

The user-written routine at E16 is entered.

Programmer response

No response necessary. (The number of records sorted is equal to the NMAX calculated by DFSORT. See message ICE038I.)

ICE049I **SKIP MERGE PH**

Explanation

DFSORT diagnostic message for use by IBM software support personnel.

ICE050I **END MERGE PH**

Explanation

DFSORT diagnostic message for use by IBM software support personnel.

ICE051A **UNENDING MERGE**

Explanation

Critical. There was not enough main storage or work data set space available for DFSORT to run with.

System action

The program terminates.

Programmer response

Assign more intermediate storage or main storage and rerun the job. Reverse sequence files can require more space.

ICE052I **END OF DFSORT**

Explanation

The program completed.

¹ RCD COUNT OFF

System action

Returns control to the operating system or invoking program.

Programmer response

None.

ICE053A **OUT OF SEQUENCE**

Explanation

Critical. The current record leaving the intermediate or output phase was not in collating sequence with the last record blocked for output.

System action

The program terminates.

Programmer response

Contact IBM for programming support. If message ICE143I indicates the Blockset technique was selected, specifying OPTION NOBLKSET temporarily may allow you to bypass the DFSORT error.

ICE054I **RECORDS-IN: *n*, OUT: *n*²**

Explanation

This message lists the number of records read by DFSORT from the input data sets, and the number of records written to SORTOUT or used as input for OUTFIL processing. The numbers replace *n* in the text of the message. For a JOINKEYS subtask, the OUT field is zero; the number of joined records is displayed in message ICE421I for the main task. For a Conventional merge application, if an exact file size was not specified, the IN field is zero; if an exact file size was specified, it appears in the IN field.

If DEBUG CTRx was used and Blockset was not selected, the *n* values could be meaningless.

For a tape work data set sort or Conventional merge application, record counts that exceed 4294967295 will be displayed as asterisks.

System action

None.

Programmer response

If you are using user exit E15 or E35 and have any reason to suspect that you are "losing" or

"gaining" records, check message ICE055I. The sum of RECORDS IN plus INSERT should always be equal to the sum of RECORDS OUT plus DELETE. If it is not, you should also receive message ICE025A.

ICE055I **INSERT *n*, DELETE *n***

Explanation

The number of records inserted or deleted (prior to OUTFIL processing, if used) replaces the values shown as *n* in the message.

If DEBUG CTRx was used and Blockset was not selected, the *n* values could be meaningless.

For a tape work data set sort or Conventional merge application, record counts that exceed 4294967295 will be displayed as asterisks.

System action

None.

Programmer response

See message ICE054I.

ICE056A ***ddname* NOT DEFINED**

Explanation

Critical. A required DD statement was not supplied. This message appears for:

- Sort or copy applications without a SORTIN DD statement or E15 user exit
- Merge applications without a SORTINnn DD statement or E32 user exit
- Merge applications without a specified OPTION MERGEIN *ddname* or with an OPTION MERGEIN *ddname* also used for SORTOUT.
- Sort, merge, or copy applications without an E35 user exit, a SORTOUT DD statement or an OUTFIL data set.
- Tape work data set sort applications without a SORTIN DD statement or a SORTOUT DD statement
- The same OPTION SORTIN and OPTION SORTOUT *ddname* or a missing OPTION SORTIN or OPTION SORTOUT *ddname*.
- CKPT in effect with no work data set specified
- Conventional merge applications without a SORTIN01 DD statement (Conventional merge ignores SORTIN1) or a SORTOUT DD statement.

² RCD IN *n*,OUT *n*

Informational and Error Messages

- A DD statement for a specified or defaulted OUTFIL ddname was not present.
- A DD statement for a specified JOINKEYS F1 or F2 ddname was not present. The F1 ddname is SORTJNF1 (or ccccJNF1 if SORTDD=cccc is in effect) if FILE=F1 or FILES=F1 is specified. The F2 ddname is SORTJNF2 (or ccccJNF2 if SORTDD=cccc is in effect) if FILE=F2 or FILES=F2 is specified.

System action

The program terminates.

Programmer response

Check the DD statements for errors.

If you are using an ICETOOL operator (for example, COPY) with a USING(xxxx) operand, be sure to use FNAMES=ddname for any OUTFIL statements you specify in xxxxCNTL.

ICE057A SORTIN NOT SORTWK01

Explanation

Critical. A work data set other than SORTWK01 was assigned to the same tape drive as SORTIN.

System action

The program terminates.

Programmer response

Check the DD statements for errors.

ICE058A SORTOUT A WORK UNIT

Explanation

Critical. SORTOUT was specified on the same tape drive as a work data set.

System action

The program terminates.

Programmer response

Check the DD statements for errors.

ICE059A RECORD LENGTH INVALID FOR {DEVICE|ddname}

Explanation

Critical. The intermediate record created by DFSORT from the input record was either less than 18 bytes

or more than 32756 bytes when work units were tape (indicated by DEVICE) or was too large for the assigned work data set device with the indicated ddname. The error can exist for other devices in addition to the one indicated.

System action

The program terminates.

Programmer response

If the intermediate record is too small, redefine input record length to at least 18 bytes. If the length is too large, assign work data set devices with larger track capacity.

If EQUALS is in effect, the maximum record length is reduced by 4 bytes.

ICE060I INVALID ddname PARAMETER

Explanation

A PARM parameter specified in the ddname data set contained an error. If a parameter was specified more than once, the first entry was used (if valid).

System action

Processing continues. Invalid and duplicate parameters are ignored.

Programmer response

No action is necessary. For later runs, be sure that the optional parameters are valid. Valid PARM parameters are described in [z/OS DFSORT Application Programming Guide](#).

ICE061A I/O ERROR, DD ddname, DEV address, ECB completion code, CSW status bytes, SENSE sense bytes

Explanation

Critical. This message was issued for one of the following reasons:

- The job control statements incorrectly specified record length or blocking information for the data set located on the device indicated by the DEV field in the message.
- A permanent error occurred during an I/O operation on the indicated device.

The most likely causes include:

- The output data set of a merge, copy, or ICEGENER application is the same as one of the input data sets.
- An output data set is the same as another output data set.
- Hardware-related error.

System action

If no user options are specified, the program terminates.

Programmer response

Make sure that the DD statement for the data set assigned to this device contains the correct DCB information. In a merge application, if the device in error holds an input data set, make sure that the DCB information (except for BLKSIZE) specified in the SORTIN01 DD statement correctly describes the data in this device.

If ICE061A contains ECB=41 and CSW=0006, and you receive an accompanying IOS000I simulated I/O error message, you could be experiencing a missing interrupt time-out on the corresponding channel due to a large data transfer. If this is the case, either reduce the value set for the IOMAXBF installation option or raise the missing interrupt handler (MIH) value for the device associated with the error.

If the error persists, you can bypass it, in some cases, by specifying the NOBLKSET option temporarily to force DFSORT to use a different sorting technique.

ICE062A LINK-EDIT ERROR

Explanation

Critical. The linkage editor found a serious error.

System action

The program terminates.

Programmer response

Check that all the DD statements used by the linkage editor are included (SYSPRINT, SYSLIN, SYSUT1, and SYSLMOD), and that they are correct.

If the DD statements are correct, make sure that:

- All user routines in libraries are valid object decks or load modules.
- All user routines in the system input stream (SYSIN) are valid object decks.
- Modules to be link-edited together do not contain duplicate entry point names.

- A SORTLIB DD statement is specified if a tape work data set or conventional merge is used and the SORTLIB=SYSTEM installation option is specified.

ICE063A OPEN ERROR ddname

Explanation

Critical. An error occurred while trying to open the data set with the indicated ddname.

System action

The program terminates.

Programmer response

Check for any of the following:

- A missing or invalid DD statement
- Conflicting DCB information; for example, the records are fixed-blocked, but the block size is not a multiple of the record length
- Concatenated mixed disk/tape or tape-only input without a DCB BLKSIZE parameter for the tape data set containing the largest block size
- Concatenated, fixed-length input with different LRECL specifications
- Data sets required for dynamic link-editing cannot be opened.

ICE064A DELETE ERR

Explanation

Critical. DFSORT was unable to delete either itself or a user exit routine. This message appears only when user exit routines are used.

System action

The program terminates.

Programmer response

Make sure that the user exit routines are not modifying the DFSORT code and information areas, and rerun the job.

ICE065A PROBABLE DECK STRUCTURE ERROR

Explanation

Critical. The end of the SYSIN data set was found before all needed user exit modules were read or the end of the SYSIN data set was not found after all specified modules were read.

System action

The program terminates.

Programmer response

- Check that the MODS statement specifies the correct routines.
- Make sure the SYSIN data set contains all user exit routines specified by the MODS statement, and no others.
- Check for misplaced job control language statements, especially preceding a user exit routine on SYSIN.
- Make sure nothing follows the last object deck in SYSIN.

ICE066I APROX RCD CNT *n*

Explanation

Sort capacity was reached. The count *n* is an approximation of the number of records DFSORT can handle with the available work data sets.

System action

The program terminates.

Programmer response

Respond as indicated in the accompanying message, ICE046A.

**ICE067I INVALID PARAMETER IN JCL EXEC
PARM OR INVOKED PARMLIST**

Explanation

An error was found in the PARM field parameters of the EXEC statement, or in the optional parameters of the parameter list passed to DFSORT using ATTACH, LINK, or XCTL. If a parameter was specified more than once, the first entry was used (if valid).

System action

Processing continues. Invalid and duplicate parameters are ignored.

Programmer response

No action is necessary. For later runs, be sure that the optional parameters are valid. Valid parameters are described in [z/OS DFSORT Application Programming Guide](#).

ICE068A OUT OF SEQUENCE SORTIN³*nn*

Explanation

Critical. During a merge, a data set was found to be out of sequence.

If Blockset was selected:

- If input was not supplied through exit E32, ddname is the ddname associated with the data set which was found to be out of sequence.
- If input was supplied through user exit E32, SORTIN³*nn* identifies the file which was found to be out of sequence. 00 signifies the first input file, 01 the second, and so on.

If Blockset was not selected:

- If input was not supplied through exit E32, SORTIN³*nn* is the ddname associated with the data set which was found to be out of sequence.
- If input was supplied through exit E32, SORTIN³*nn* identifies the file which was found to be out of sequence. 01 signifies the first input file, 02 the second, and so on.

System action

The program terminates.

Programmer response

If a user-written routine was modifying the records, check the routine thoroughly. It should not modify control fields at user exit E35. If a user-written routine is not being used, make sure that all input data sets have been sorted on the same control fields, in the same order, and that they all have a similar format. Check whether you have also received message ICE072I.

If input was supplied through user exit E32, check your routine to make sure records are passed to the merge from the correct file.

If you were reading in variable-length VSAM records through user exit E32, check the format and accuracy of the record descriptor word (RDW) you built at the beginning of each record.

If Blockset was not selected, rerun the job with a SORTDIAG DD statement to get message ICE800I, which indicates the reason Blockset could not be used. If possible, remove the condition preventing the use of Blockset.

ICE069A INVALID SIGN

³ OUT OF SEQ SORTIN³*nn*

Explanation

Critical. For a tape work data set sort or conventional merge, the first byte of signed numeric data with leading separate sign (that is, CSL or ASL data), or the last byte of signed numeric data with trailing separate sign (that is, CST or AST), did not contain a valid sign character of '+' (plus) or '-' (minus).

System action

The program terminates.

Programmer response

Rerun the job with a SORTDIAG DD statement to get message ICE800I, which indicates the reason Blockset could not be used. If possible, remove the condition preventing the use of Blockset. Blockset treats a '-' (minus) sign as negative and any other sign (for example, '+' (plus) or blank) as positive. If you must use tape work data sets or conventional merge, use '+' for all of the positive signs in your CSL, CST, ASL and AST data.

ICE070A EXIT xxxxxxxx NOT FOUND

Explanation

Critical. This message was issued for one of the following reasons:

1. If xxxxxxxx is CSECT, the CSECT name of the user exit specified for a dynamically linked user exit was incorrect.
2. If xxxxxxxx is not CSECT, it is a member name specified in the MODS statement that could not be found in the appropriate library data set.

System action

The program terminates.

Programmer response

For case 1, change the CSECT name to be the same as the member name specified in the MODS statement.

For case 2:

- If you specified an exit ddname for the member, make sure the member is present in the library data set with that ddname.
- If you did not specify an exit ddname for the member, make sure the member is present in a library identified by the STEPLIB/JOBLIB or link library.

**ICE071A INVALID RETURN CODE FROM
EXIT Enn [RC=x, CASE=id]**

Explanation

Critical. An E15, E16, E32, or E35 user exit passed back an invalid return code to DFSORT. The user exit can be part of an invoking program, such as a COBOL input or output procedure.

nn is the number of the user exit that passed back return code *x*.

x is the return code passed to DFSORT from the user exit; it prints as the decimal equivalent of the 32-bit value in register 15.

id is an identifier that helps you determine why return code *x* is invalid and what the valid return codes are for the situation.

System action

The program terminates.

Programmer response

Check the exit number (*nn*), return code (*x*), and case identification (*nn*) against the table in Appendix B, "User exit return codes—ICE071A," on page 165. Change your user exit to pass an appropriate valid return code (that is, one marked with an x in the table) for the identified situation. As shown in the table, installation option EXITCK=WEAK can be used to avoid this message and continue processing for certain invalid return codes from the E15 and E35 user exits.

In a COBOL-invoking program containing an input or output procedure, check that control passes through the end of the input procedure before the output procedure is entered, and through the output procedure before the sort is ended.

Also check that the user exit did not overlay register 15, for example, by inadvertently including the register in a load multiple (LM) instruction.

For complete details of how return codes are interpreted in various situations for the E15, E16, E32, and E35 user exits, see the chapter on using your own user exit routines in the *z/OS DFSORT Application Programming Guide*. In particular, see the detailed tables in the section on the E15/E35 return codes and EXITCK.

**ICE072I FIELD NOT WITHIN MINIMUM
RECORD LENGTH**

Explanation

A RECORD statement specified a minimum record length (L4) that cannot contain all fields specified in

the SORT, MERGE, INCLUDE, OMIT, INREC, OUTREC, or SUM statements.

System action

The L4 value is adjusted. Processing continues.

Programmer response

None.

ICE073A VARIABLE RECORD TOO LONG

Explanation

Critical. This message was issued for one of the following reasons:

1. A variable length record was larger than the maximum length specified or defaulted.
2. The sum of the record length and the control field lengths was larger than 32767 bytes.
3. For a tape work data set sort, a variable length record was larger than 32752 bytes (or 32748 with EQUALS in effect).
4. OPTCD=Q was not specified on the DD statement for an ASCII tape input data set.
5. An invalid RDW or BDW was found.

System action

The program terminates.

Programmer response

For case 1, check the input both at E15 and E35, if used, and in SORTIN. Then delete the extra long records or increase the SORTIN or SORTOUT DD statement DCB LRECL value or the RECORD statement L1, L2, or L3 value, as appropriate.

If you are using INREC or OUTREC, check that a SORTOUT DD LRECL value or L3 value is at least as large as the reformatted output record length.

If you have VSAM records, remember that they are increased in length by the 4-byte record descriptor word (RDW) added when they enter DFSORT. If you are inserting or modifying records through E15, check the format of the RDW you are building at the beginning of each record.

For case 2, if the Blockset technique was selected, you may be able to run the application by specifying OPTION NOBLKSET.

You can use the ICETOOL STATS operator with ON(VLEN) to show the length of the longest variable length record. You can use the ICETOOL DISPLAY

operator with ON(VLEN) to show the length of each variable length record.

For case 3, either reduce the record lengths, or replace the tape work data sets with disk work data sets so the Blockset technique can be used.

For case 4, ensure that OPTCD=Q is specified on all ASCII tape input DD statements.

For case 5, ensure that all RDWs and BDWs are valid.

ICE074I RECORD LENGTH L1 OR L3 OVERRIDDEN

Explanation

The L1 value for the LENGTH parameter of the RECORD statement was not the same as the LRECL value for SORTIN or SORTIN01, or the L3 value was not the same as the SORTOUT LRECL value. For VSAM, the equivalent of LRECL is maximum RECSZ.

System action

Processing continues with the L values overridden.

Programmer response

For subsequent runs, check all the record lengths. Take special note of the L2 value. If you did not specify one, it defaulted to the value you specified for L1 (and was not overridden by the LRECL value). If the L2 value was too small, it could have caused your application to terminate at any of a number of points, and the error can be difficult to detect.

The input record type and maximum record length is shown in message ICE088I or ICE089I. If you have variable-length input records, check that the L1 value specified is actually a maximum.

The output record type and maximum record length is shown in message ICE090I or ICE091I. If you have variable-length output records, check that the L3 value specified is actually a maximum.

ICE075A VSAM CB ERROR (nn) AT aaaaaa

Explanation

Critical. *aaaaaa* represents the storage address of the control block at which the error was detected. *nn* is the VSAM return code, in decimal, from a VSAM macro.

System action

The program terminates, unless the error is detected during close, when the program tries to close all remaining VSAM data sets before terminating.

Programmer response

Refer to *z/OS DFSMS Macro Instructions for Data Sets* for the meaning of the error code and, if possible, take appropriate action.

ICE076A **VSAM INPUT ERROR *i* (*nnn*)
*ddname***

Explanation

Critical. *i* is either P (physical) or L (logical), describing the type of error encountered for the data set with the indicated *ddname*. *nnn* is the VSAM feedback code (RPLERRCD) from a GET macro, in decimal.

System action

The program terminates.

Programmer response

Refer to *z/OS DFSMS Using Data Sets* or *z/OS DFSMS Macro Instructions for Data Sets* for the meaning of the error code and, if possible, take appropriate action.

ICE077A **VSAM OUTPUT ERROR *i* (*nnn*)
[*ddname*]**

Explanation

Critical. *i* is either P (physical) or L (logical), describing the type of error encountered. *nnn* is the VSAM feedback code (RPLERRCD) from a PUT macro, in decimal. The *ddname* of the data set in error is given, if available.

System action

The program terminates.

Programmer response

Refer to *z/OS DFSMS Using Data Sets* or *z/OS DFSMS Macro Instructions for Data Sets* for the meaning of the error code and, if possible, take appropriate action.

A VSAM logical error, reason code 8, can occur for a non-empty KSDS, RRDS, or VRRDS output data set if NORESET is in effect, or if the data set is defined without the REUSE option.

A VSAM logical error, reason code 12, can occur if the output data set is a KSDS and either the VSAM keys are not in ascending binary sequence or there are duplicate keys. If so, ensure that the keys are in ascending binary sequence and that there are no duplicate keys.

Refer to *z/OS DFSORT Application Programming Guide* for more information about VSAM data sets.

ICE078A **VSAM OPEN ERROR (*nnn*) *ddname***

Explanation

Critical. *nnn* is the VSAM OPEN ERROR return code (ACBERFLG) in decimal, for the data set with the indicated *ddname*.

System action

The program terminates.

Programmer response

Refer to *z/OS DFSMS Macro Instructions for Data Sets* for the meaning of the error code and, if possible, take appropriate action.

Some of the more common reasons for a VSAM OPEN error are as follows:

- An empty data set is used for input, but NVSAMEMT is in effect.
- Concatenated VSAM data sets are used.
- The same VSAM data set defined without REUSE is used for both input and output, but RESET is in effect.

ICE079A **VSAM CLOSE ERROR (*nnn*) *ddname***

Explanation

Critical. *nnn* is the VSAM CLOSE ERROR return code (ACBERFLG), in decimal, for the data set with the indicated *ddname*.

System action

The program terminates.

Programmer response

Refer to *z/OS DFSMS Using Data Sets* or *z/OS DFSMS Macro Instructions for Data Sets* for the meaning of the error code and, if possible, take appropriate action.

ICE080I **IN MAIN STORAGE SORT**

Explanation

All records were sorted in main storage or data space. Work data sets were not used. Hiperspace was not used.

System action

None.

Programmer response

None.

ICE081A FIRST COMMUNICATION AREA SPACE EXCEEDED

Explanation

Critical. The complexity of the application caused dynamic areas and routines to exceed the total fixed amount of storage allowed for them in the first communication area. This situation normally occurs due to specification of one or more of the following (in approximate order of importance):

- A large number of SORT, MERGE, INREC, or OUTREC fields
- Use of an E61 user exit
- Use of the VLSHRT option
- Use of the NOSZERO option
- Use of an ICETEXIT routine
- Very large records.
- An EFS program requesting statements with a large number of fields.

System action

The program terminates.

Programmer response

Reduce the complexity of the application. For example, reduce the number of SORT fields or specify OPTION NOVLSHRT, if possible.

ICE082I CHECKPOINT CANCELLED

Explanation

No more work data set tracks were available; therefore, the tracks allocated for CKPT were given back to the sort work data sets.

System action

The program continues, but no checkpoints are taken.

Programmer response

Increase the work space allocation for the next run.

ICE083A

RESOURCES WERE UNAVAILABLE FOR DYNAMIC ALLOCATION OF WORK DATA SETS (*derr*) (*srsn*)

Explanation

Critical. Dynamic allocation of sort work data sets could not be attempted or failed. *derr* indicates the error code associated with the dynamic allocation failure as set by DFSORT, or as returned in field S99ERROR by the system DYNALOC service used by DFSORT.

One of the following *derr* values is set by DFSORT when dynamic allocation could not be attempted:

- **I64K:** The work space needed for each work data set exceeded 64K tracks for a single, physical data set, but DFSORT was unable to allocate the work data sets as large format.
- **I999:** The work space needed for each work data set exceeded an internal DFSORT limit.
- **IDEV:** Conflicting device types were received for the work data sets.

If the *derr* value does not start with I, DFSORT attempted to dynamically allocate work data sets using the DYNALOC/DYNALLOD and DYNSPC options in effect, but the attempt failed. *derr* is the error code returned by dynamic allocation.

System action

The program terminates.

Programmer response

- If *derr* is I64K:
Use the DYNALOC=(,n) parameter to increase the maximum number (n) of work data sets such that the work space needed for each work data set does not exceed 64K tracks. Alternatively, if the VIO=YES installation option is in effect, setting the VIO=NO installation option may allow DFSORT to allocate the work data sets as large format.
- If *derr* is I999:
Use the DYNALOC=(,n) parameter to increase the maximum number (n) of work data sets; this will reduce the work space needed for each work data set.
- If *derr* is IDEV:
Ensure that each work data set has the same device type.
- If *derr* is 97xx:

An SMS failure occurred. 97xx is the S99ERROR code (in hexadecimal) associated with the failure. If srsn is displayed in the message, it is the S99ERSN SMS reason code (in hexadecimal) associated with the failure. See *z/OS MVS Programming: Authorized Assembler Services Guide* for an explanation of the S99ERROR code (derr) and S99ERSN SMS reason code (srsn). Take the appropriate indicated action to correct the error.

- If *derr* is none of the previous values:

derr is the S99ERROR code (in hexadecimal) associated with the failure. See *z/OS MVS Programming: Authorized Assembler Services Guide* for an explanation of the S99ERROR code (derr). Take the appropriate indicated action to correct the error.

If message ICE118I was received, specify FILSZ=En with a reasonably accurate estimate of the number of records to be sorted. If you cannot specify FILSZ=En, use DYNSPC=n to decrease the primary space allocated.

For a JOINKEYS operation, you can supply any needed parameters as follows:

- In DFSPARM for the JOINKEYS main task.
- In JNF1CNTL for the JOINKEYS F1 subtask.
- In JNF2CNTL for the JOINKEYS F2 subtask.

ICE084I **{BSAM|EXCP|VSAM} ACCESS METHOD USED FOR *ddname***

Explanation

This message identifies the access method used for the identified data set.

System action

None.

Programmer response

None, unless you have any problems reading or writing the data set. If EXCP was used, you can force DFSORT not to use EXCP by specifying BSAM on the DEBUG control statement or as an EXEC PARM.

ICE085A **SECOND COMMUNICATION AREA SPACE EXCEEDED - ADD AT LEAST *n*K BYTES TO REGION**

Explanation

Critical. The complexity of the application caused dynamic areas and routines to exceed the total fixed amount of storage allowed for them in the second communication area. This situation normally occurs

due to specification of one or more of the following (in approximate order of importance):

- A large number of SORT, MERGE, INREC, or OUTREC fields
- Use of an E61 user exit
- Use of the VLSHRT option
- Use of the NOSZERO option
- Use of an ICETEXIT routine
- A large number of SUM fields.
- A large number of OUTFIL fields.

System action

The program terminates.

Programmer response

- If *n* is not zero, increase the REGION value by at least *n* KB, and ensure that the MAINSIZE value in effect is at least 200 KB.
- If *n* is zero and the MAINSIZE value in effect is less than 200 KB, increase the MAINSIZE value to at least 200 KB.
- If *n* is zero and the MAINSIZE value in effect is at least 200 KB, reduce the complexity of the application. For example, reduce the number of sort fields or specify OPTION NOVLSHRT, if possible.
- If *n* is zero and if the failed job has a large number of fields or constants (or both) on the INREC/OUTREC/OUTFIL statement, you can avoid the ICE085A error by replacing the INREC/OUTREC/OUTFIL statement with the respective IFTHEN statement. Using this approach will reduce the need for below-the-line storage and correct the ICE085A error.

For example:

```
OUTREC FIELDS=(first field,...last field))
```

Can be replaced with:

```
OUTREC IFTHEN=(WHEN=INIT,
                BUILD=(first field,...last
                field))
```

ICE088I ***jobname.stepname.procstepname,***
INPUT LRECL = *n*, BLKSIZE = *n*,
TYPE = *t*

Explanation

Gives current job name, step name, procedure step name, and information related to the input records when SORTIN or SORTINnn is present:

- LRECL is the largest logical record length of the input data sets.

- BLKSIZE is the largest block size (non-VSAM) or largest control interval size (VSAM) used by DFSORT.
- TYPE is the record format of one of the input data sets, and can be one or more of the following:
 - F - fixed-length input records
 - V - EBCDIC or ASCII variable-length input records
 - B - blocked records
 - S - standard for fixed-length records or spanned for variable-length records
 - A - ANSI control characters.

System action

None.

Programmer response

None.

ICE089I *jobname.stepname.procstepname,*
INPUT LRECL = n, TYPE = t

Explanation

Gives the current job name, step name, procedure step name, and information related to the input records when all input is supplied by user exit E15 or E35 or when input is VSAM and DFSORT cannot obtain the control interval size:

- LRECL is the logical record length of the input records.
- TYPE is F for fixed-length input records, or V for EBCDIC or ASCII variable-length input records.

System action

None.

Programmer response

None.

ICE090I **OUTPUT LRECL = n, BLKSIZE = n,**
TYPE = t [(SDB)]

Explanation

Gives information related to the output records when SORTOUT is present:

- LRECL is the logical record length of the output records.
- BLKSIZE is the block size (non-VSAM) or control interval size (VSAM) of the output data set.

- TYPE is the record format of the output data set and can be one or more of the following:
 - F - fixed-length output records
 - V - EBCDIC or ASCII variable-length output records
 - B - blocked records
 - S - standard for fixed-length records or spanned for variable-length records
 - A - ANSI control characters.
- (SDB) indicates that the system-determined optimum block size was used.

System action

None.

Programmer response

None.

ICE091I **OUTPUT LRECL = n, TYPE = t**

Explanation

Gives information related to the output records when neither SORTOUT nor an OUTFIL data set is present (that is, when all output records are deleted by user exit E35):

- LRECL is the logical record length of the output records.
- TYPE is F for fixed-length output records or V for EBCDIC or ASCII variable-length output records.

System action

None.

Programmer response

None.

ICE092I **MAIN STORAGE = (x,y,z)**

Explanation

Gives information related to the use of main storage for this DFSORT application:

x

The main storage value specified (subject to the SIZE/MAINSIZE limit), or supplied by default.

y

The main storage theoretically available to DFSORT, considering the MINLIM value specified when the program was installed.

z

The main storage actually available to DFSORT, after any other program took what it needed from the region (invoking program or exit routines).

The value for z is not meaningful if the storage taken by the invoking program or user exit is greater than REGION or SIZE/MAINSIZE.

The x, y, and z references to main storage apply to the total storage above and below 16 MB virtual.

System action

None.

Programmer response

None, unless DFSORT subsequently terminated abnormally. In that case, check the z value to see how much storage was really available to DFSORT. If space was the problem, you have probably also received message ICE039A. If storage was heavily fragmented, the result might instead be a system 80A abend in either DFSORT or one of your own routines.

You can need considerably more than the normal minimum if the region is fragmented.

ICE093I **MAIN STORAGE = (MAX,y,z)**
Explanation

Gives information related to the use of main storage for this DFSORT application:

MAX

The value MAX was in effect.

y

The main storage theoretically available to DFSORT, considering the TMAXLIM or MAXLIM values specified when the program was installed.

z

The main storage actually available to DFSORT, after any other program took what it needed from the region (invoking program or user exit routines). RESALL and RESINV are not considered.

The value for z is not meaningful if the storage taken by the invoking program or user exit is greater than REGION or SIZE/MAINSIZE.

The y and z references to main storage apply to the total storage above and below 16 MB virtual.

System action

None.

Programmer response

None, unless DFSORT subsequently terminated abnormally. In that case, check the z value to see how much storage was really available to DFSORT. If space was the problem, you probably also received message ICE039A. If storage was heavily fragmented, the result might instead be a system 80A abend in either DFSORT or one of your own routines.

You can need considerably more than the normal minimum if the region is fragmented.

ICE094I **SMF RECORD NOT WRITTEN**
Explanation

A DFSORT SMF record was requested, but system management facilities (SMF) was not active in the system.

System action

Writing of the SMF record to the DFSORT SMF data set is bypassed.

Programmer response

Have your system programmer determine if SMF is properly initialized on your system.

ICE095A **INVALID OPTION STATEMENT
OPERAND**
Explanation

Critical. An OPTION control statement contained an invalid keyword operand.

System action

The program terminates.

Programmer response

Make sure that the OPTION control statement does not contain an invalid keyword operand. For valid keywords, refer to [z/OS DFSORT Application Programming Guide](#).

ICE096I **SUCCESSFUL RECOVERY FROM
B37 ABEND(S) FOR WORK DATA
SET(S)**
Explanation

DFSORT successfully recovered from one or more system B37 abends. These abends occurred when DFSORT attempted to allocate more disk space than was available on one or more work data sets.

System action

Processing continues.

Programmer response

None.

**ICE097I SORT RECOVERING FROM B37
ABEND ON SORTWK DATASET**

Explanation

A system B37 abend occurred when DFSORT attempted to allocate more disk space than was available on a work data set. This message is issued only to the master console.

System action

Processing continues.

Programmer response

None.

**ICE098I AVERAGE RECORD LENGTH -
PROCESSED: *p*, EXPECTED: *e***

Explanation

Indicates the processed (*p*) and expected (*e*) average record length in bytes for the variable-length records processed by sort, that is, the number of bytes in the variable-length records (including the record descriptor word) divided by the number of records. The number of records includes all records received, added and not deleted during DFSORT input processing.

p is based on the number of bytes and records actually processed. *e* is based on DFSORT's determination of the average record length it expected taking into account various factors such as the AVGRLEN value, the estimated input file size, the FILSZ value, and so on.

If DFSORT terminated before completing the input phase, *p* is based on the number of bytes and records processed up to the point of failure.

System action

None.

Programmer response

Take appropriate action depending on whether or not DFSORT issued message ICE046A:

- ICE046A: If *p* is greater than *e*, specify AVGRLEN=*n*, where *n* is greater than or equal to *p* and is a reasonably accurate estimate of the average record length.
- No ICE046A: If *p* is significantly different from *e*, specifying AVGRLEN=*n* with a reasonably accurate estimate of the average record length can prevent DFSORT from overallocating or underallocating dynamic work space. *p* was the actual average record length for this run. If future runs will process approximately the same amount of data and number of records, consider specifying AVGRLEN=*p*.

See [z/OS DFSORT Application Programming Guide](#) for additional information about parameters you can use to provide accurate information to DFSORT that can prevent overallocation or underallocation of dynamic work space (FILSZ, AVGRLEN, DYNSPC, and so on). Also, see the following messages, if issued: ICE253I, ICE254I, and ICE258I.

For a JOINKEYS operation, you can supply any needed parameters as follows:

- In DFSPARM for the JOINKEYS main task.
- In JNF1CNTL for the JOINKEYS F1 subtask.
- In JNF2CNTL for the JOINKEYS F2 subtask.

**ICE099A BLDL FAILED FOR *ddname* DATA
SET, MEMBER *member***

Explanation

Critical. An error was detected during member verification when the identified data set was defined as a member of a partitioned data set or a PDSE. The BLDL system function was used for verification. The most likely cause is that the member was not found in the data set.

System action

The program terminates.

Programmer response

Ensure that the specified partitioned data set or PDSE member exists.

**ICE101A xxxxxxxxxxxx STATEMENT NOT
SUPPORTED FOR TECHNIQUE
USED**

Explanation

Critical. The control statement indicated by xxxxxxxxxxxx is not supported for the technique used (tape work data set sort or Conventional merge).

xxxxxxxxxxxx is replaced by INCLUDE/OMIT, SUM, INREC, or OUTREC.

System action

The program terminates.

Programmer response

Rerun the job with a SORTDIAG DD statement to get message ICE800I. ICE800I indicates the reason Blockset could not be used. If possible, remove the condition preventing the use of Blockset. Alternatively, remove the indicated statement.

ICE102A	MISSING COND OPERAND DEFINER
----------------	---

Explanation

Critical. An INCLUDE or OMIT control statement did not contain a logical expression definition.

System action

The program terminates.

Programmer response

Check the INCLUDE or OMIT control statement for lack of a logical expression definition (COND operand).

ICE103A	INVALID INCLUDE OR OMIT STATEMENT OPERAND
----------------	--

Explanation

Critical. An INCLUDE or OMIT control statement contained an invalid keyword operand.

System action

The program terminates.

Programmer response

- Make sure that the INCLUDE or OMIT control statement does not contain an invalid keyword operand.
- Make sure that the D2 format is not specified in the FORMAT=f operand.

ICE104A	INVALID INREC OR OUTREC STATEMENT OPERAND
----------------	--

Explanation

Critical. An INREC or OUTREC control statement contained an invalid keyword operand.

System action

The program terminates.

Programmer response

Make sure that the INREC or OUTREC control statement does not contain an invalid keyword operand.

ICE105A	INVALID SORT, MERGE, OR SUM STATEMENT OPERAND
----------------	--

Explanation

Critical. A SORT, MERGE, or SUM control statement contained an invalid keyword operand.

System action

The program terminates.

Programmer response

- Make sure that the SORT, MERGE, or SUM control statement does not contain an invalid keyword operand.
- Make sure that FIELDS=COPY and FORMAT=f are not both specified for the SORT or MERGE control statement.
- Make sure that FIELDS=NONE and FORMAT=f are not both specified for the SUM control statement.
- Make sure that the D1 format is not specified in the FORMAT=f operand.

ICE106A	DUPLICATE INCLUDE OR OMIT STATEMENT OPERAND
----------------	--

Explanation

Critical. An INCLUDE or OMIT control statement contained a duplicate keyword operand.

System action

The program terminates.

Programmer response

Check the INCLUDE or OMIT control statement for a duplicate keyword operand.

ICE107A	DUPLICATE, CONFLICTING, OR MISSING INREC OR OUTREC STATEMENT OPERAND
----------------	---

Explanation

Critical. One of the following errors was found in an INREC or OUTREC statement:

- An operand, other than IFTHEN, was specified twice. Example:

```
INREC BUILD=(5,4,C'***',40:X),BUILD=(1,60)
```

- PARSE, FIELDS, BUILD, OVERLAY or FINDREP was specified with IFTHEN or IFOUTLEN. Example:

```
OUTREC FINDREP=(IN=C'ONE',OUT=C'TWO'),
IFTHEN=(WHEN=INIT,OVERLAY=(25:C'YES'))
```

- FIELDS and BUILD, FIELDS and OVERLAY, FIELDS and FINDREP, BUILD and OVERLAY, BUILD and FINDREP, or OVERLAY and FINDREP were specified. Example:

```
OUTREC BUILD=(1,20),OVERLAY=(10:C'A')
```

- For an IFTHEN clause, WHEN was not specified. Example:

```
OUTREC IFTHEN=(OVERLAY=(10:C'A'))
```

- For an IFTHEN clause, WHEN=INIT, WHEN=(logexp), or WHEN=NONE was specified without PARSE, BUILD, OVERLAY, or FINDREP. Example:

```
INREC IFTHEN=(WHEN=(5,1,CH,EQ,C'1'),HIT=NEXT)
```

- For an IFTHEN clause, WHEN=GROUP was specified without BEGIN, KEYBEGIN, END or RECORDS, or without PUSH. Example:

```
INREC
IFTHEN=(WHEN=GROUP,BEGIN=(9,2,CH,EQ,C'NO'))
```

- For an IFTHEN clause, WHEN=(logexp), WHEN=ANY, or WHEN=NONE was specified with PARSE, but without BUILD, OVERLAY, or FINDREP. Example:

```
INREC IFTHEN=(WHEN=NONE,
PARSE=(%01=(FIXLEN=5,ENDBEFR=BLANKS)))
```

- For an IFTHEN clause, WHEN=INIT, WHEN=(logexp), WHEN=ANY, or WHEN=NONE was specified with BEGIN, KEYBEGIN, END, RECORDS or PUSH. Example:

```
OUTREC IFTHEN=(WHEN=INIT,PUSH=(9:5,8))
```

- For an IFTHEN clause, WHEN=GROUP was specified with PARSE, BUILD, OVERLAY or FINDREP. Example:

```
OUTREC IFTHEN=(WHEN=GROUP,BUILD=(9:5,8))
```

- An IFTHEN clause with WHEN=INIT was preceded by an IFTHEN clause with WHEN=(logexp), WHEN=ANY or WHEN=NONE. Example:

```
OUTREC IFTHEN=(WHEN=(5,2,CH,EQ,C'AA'),
OVERLAY=(10:C'A')),
IFTHEN=(WHEN=INIT,BUILD=(1,80))
```

- An IFTHEN clause with WHEN=GROUP was preceded by an IFTHEN clause with WHEN=(logexp), WHEN=ANY or WHEN=NONE. Example:

```
OUTREC IFTHEN=(WHEN=(5,2,CH,EQ,C'AA'),
OVERLAY=(10:C'A')),
IFTHEN=(WHEN=GROUP,RECORDS=3,
PUSH=(8:SEQ=2))
```

- An IFTHEN clause with WHEN=NONE was followed by an IFTHEN clause with WHEN=INIT, WHEN=(logexp), or WHEN=ANY. Example:

```
INREC IFTHEN=(WHEN=NONE,OVERLAY=(10:C'A')),
IFTHEN=(WHEN=ANY,BUILD=(1,80))
```

- The first IFTHEN clause with WHEN=ANY was not preceded by an IFTHEN clause with WHEN=(logexp). Example:

```
OUTREC IFTHEN=(WHEN=INIT,OVERLAY=(10:C'A')),
IFTHEN=(WHEN=ANY,BUILD=(1,80))
```

- An IFTHEN clause with WHEN=ANY and without HIT=NEXT was followed by an IFTHEN clause with WHEN=ANY. Example:

```
OUTREC IFTHEN=(WHEN=(5,1,CH,EQ,C'1'),
OVERLAY=(10:C'A'),HIT=NEXT),
IFTHEN=(WHEN=(5,1,CH,EQ,C'2'),
OVERLAY=(10:C'B'),HIT=NEXT),
IFTHEN=(WHEN=ANY,
OVERLAY=(28:C'ABC')),
IFTHEN=(WHEN=ANY,BUILD=(1,80))
```

System action

The program terminates.

Programmer response

Check the INREC or OUTREC control statement for the errors indicated in the explanation and correct the errors.

ICE108A

**DUPLICATE SUM STATEMENT
OPERAND**

Explanation

Critical. A SUM control statement contained a duplicate keyword operand.

System action

The program terminates.

Programmer response

Check the SUM control statement for a duplicate keyword operand.

ICE109A INVALID POSITION OR LENGTH IN SUM FIELD - REASON CODE IS rsn

Explanation

Critical. A position (p) or length (m) in a SUM field is invalid. rsn is the reason code associated with the error. The reason code helps you determine the specific cause of the error. Reason code values (rsn) are as follows:

1. The length (m) was invalid for the specified format (f). For example:

```
SUM FIELDS=(21,3,FI)
* A LENGTH OF 3 IS NOT ALLOWED FOR AN FI
  FIELD.
* THE LENGTH MUST BE 2, 4 OR 8.
```

2. A position (p) plus length (m) was greater than 32753. For example:

```
SUM FIELDS=(32751,3,ZD)
* 32751 + 3 = 32754 IS GREATER THAN
* THE MAXIMUM OF 32753 FOR POSITION+LENGTH
```

3. A position (p) was 0 or a length (m) was 0. For example:

```
SUM FORMAT=PD,FIELDS=(0,3)
* 0 IS LESS THAN THE MINIMUM OF 1
* FOR A POSITION
```

4. A position (p) plus length (m) was greater than 4093 and Blockset was not selected. For example:

```
OPTION NOBLKSET
SUM FIELDS=(4092,2,BI)
* 4092+2 = 4094 IS GREATER THAN THE MAXIMUM
* OF 4093 FOR POSITION+LENGTH WITH NOBLKSET
```

System action

The program terminates.

Programmer response

Take the action for the indicated reason code value (rsn) as follows:

1. Ensure that each length is valid for its specified format. For BI and FI, length must be 2, 4, or 8 bytes; for PD, length must be 1 through 16 bytes; for ZD, length must be 1 through 31 bytes; for FL, length must be 4, 8 or 16 bytes.
2. Ensure that the position plus length is less than or equal to 32753.

3. Ensure that each position and each length is equal to or greater than 1.
4. Rerun the job with a SORTDIAG DD statement to get message ICE800I, which indicates the reason Blockset could not be used. If possible, remove the condition preventing the use of Blockset. Alternatively, ensure that the position plus length is less than or equal to 4093.

ICE110I VERIFY NOT USED WITH SUM

Explanation

A SUM control statement was specified and VERIFY was in effect, but the Blockset technique was not selected. VERIFY with SUM is not supported by the other techniques.

System action

Processing continues with NOVERIFY in effect.

Programmer response

Rerun the job with a SORTDIAG DD statement to get message ICE800I. ICE800I indicates the reason Blockset could not be used. If possible, remove the condition preventing the use of Blockset.

ICE111A REFORMATTING FIELD ERROR

Explanation

Critical. The FIELDS, BUILD, OVERLAY, IFTHEN BUILD or IFTHEN OVERLAY operand of an INREC or OUTREC statement, or the OUTREC, BUILD, OVERLAY, IFTHEN BUILD or IFTHEN OVERLAY operand of an OUTFIL statement, contained an invalid column, separator, position, length, keyword, pattern, sign, constant or value. Some common errors are as follows (note that %nn is used to represent %nnnn, %nn or %n):

- A 0 value was used.
- A null value was used where it was not permitted.
- A null string, pattern, or sign was used.
- A column was greater than 32752, or was followed by another column.
- A position plus length was greater than 32753.
- DATE=(abcd) or DATENS(abc) was specified with a, b or c not M, D, Y or 4, with M, D, Y or 4 specified more than once, or with Y and 4 both specified.
- YDDD=(abc) or YDDDNS=(ab) was specified with a or b not D, Y or 4, with D, Y or 4 specified more than once, or with Y and 4 both specified.
- TIME=(abc) or TIMENS=(ab) was specified with ab not 12 or 24.

- DT=(abcd) or DTNS=(abc) was specified with a, b or c not M, D, Y or 4, with M, D, Y or 4 specified more than once, or with Y and 4 both specified.
- The length (m for p,m or FIXLEN=m for %nn) for a HEX or TRAN=HEX field was greater than 16376.
- The length (m for p,m or FIXLEN=m for %nn) for a TRAN=BIT field was greater than 4094 bytes.
- A repetition factor was greater than 4095 for a separator, or a character or hex constant was longer than 256 bytes.
- An invalid digit or an odd number of digits was specified for a hexadecimal constant.
- The length (m for p,m or FIXLEN=m for %nn) for a Y2 format field was not 2 for Y2C, Y2Z, Y2P, Y2S or Y2PP, or 1 for Y2D, Y2B or Y2DP, or 3–6 for Y2T, Y2W, Y2TP or Y2WP, or 2–3 for Y2U, Y2X, Y2UP or Y2XP, or 3–4 for Y2V, Y2Y, Y2VP or Y2YP.
- The length (m for p,m or FIXLEN=m for %nn) for a Y4 format field was not 7-8 for Y4T or Y4W, 4 for Y4U or Y4X, or 5 for Y4V or Y4Y.
- The length (m for p,m or FIXLEN=m for %nn) for an edit field was less than 2 or greater than 8 for PD0.
- The length (m for p,m or FIXLEN=m for %nn) for an edit field was greater than 8 for BI or FI, 16 for PD, 31 for ZD, 32 for CSF/FS or 44 for UFF or SFF.
- The length (m for p,m or FIXLEN=m for %nn) for an edit field was not 4 for DT1, DT2, DT3, TM1, TM2, TM3, or TM4.
- The length (m for p,m or FIXLEN=m for %nn) for an edit field was not 8 for DC1, DC2, DC3, TC1, TC2, TC3, TC4. DE1, DE2, DE3, TE1, TE2, TE3, or TE4.
- The length (m for p,m or FIXLEN=m for %nn) for an edit field was not 4 or 8 for FL.
- %nn,H or %nn,F or %nn,D was specified.
- More than 31 digits or 44 characters were specified in an edit pattern.
- SIGNz (where z is not S) was specified with Mn or without EDIT or EDxy.
- x, y, or z in EDxy or SIGNz were the same character.
- The value for LENGTH was greater than 44.
- NOMATCH was specified after p,m or %nn rather than after CHANGE.
- The length for a lookup input field was greater than 64 with character or hexadecimal find constants, or greater than 1 with find bit constants.
- The length for a lookup output field was greater than 64.
- The length for a find constant was greater than the lookup input field length.
- A find constant was not a character, hexadecimal, or bit constant.
- The length for a set constant or set field (m for p,m or FIXLEN=m for %nn) was greater than the lookup output field length.
- An invalid character was specified in a find bit constant, or the number of bits for a find bit constant was not 8.
- A set constant was not a character or hexadecimal constant.
- The length for a sequence number was greater than 16.
- The value for START was greater than 100000000000.
- The value for INCR was greater than 10000000.
- The length (m for p,m or FIXLEN=m for %nn) for a RESTART field was greater than 256 bytes.
- The length for a KEYBEGIN field (m for p,m) was greater than 256 bytes.
- A position without length (p without m) was specified for OVERLAY or IFTHEN OVERLAY.
- A / was specified for OVERLAY or IFTHEN OVERLAY.

System action

The program terminates.

Programmer response

Correct the invalid value.

ICE112I EQUALS NOT USED WITH SUM

Explanation

A SUM control statement was specified and EQUALS was in effect, but the Blockset technique was not selected. EQUALS with SUM is not supported by the other techniques.

System action

Processing continues with NOEQUALS in effect.

Programmer response

Rerun the job with a SORTDIAG DD statement to get message ICE800I. ICE800I indicates the reason Blockset could not be used. If possible, remove the condition preventing the use of Blockset.

ICE113A COMPARISON FIELD ERROR

Explanation

Critical. The COND operand of an INCLUDE or OMIT statement, or the INCLUDE or OMIT operand of an OUTFIL statement or JOINKEYS statement, or the

TRLID operand of an OUTFIL statement, or the IFTHEN WHEN, BEGIN or END operand of an INREC, OUTREC, or OUTFIL statement, contained an invalid position, length, format, constant, or mask.

System action

The program terminates.

Programmer response

Make sure that all fields and constants are specified correctly. Make sure that the position plus the length of each field does not exceed 32753. Make sure that a shift-out (X'0E') is not embedded within double-byte data in a character constant.

ICE114A INVALID COMPARISON

Explanation

Critical. One of the following situations exists:

- The COND operand of an INCLUDE or OMIT statement, or the INCLUDE or OMIT operand of an OUTFIL statement or JOINKEYS statement, or the TRLID operand of an OUTFIL statement, or the IFTHEN WHEN, BEGIN or END operand of an INREC, OUTREC, or OUTFIL statement, contained an invalid field-to-field, field-to-mask, or field-to-constant comparison, or used a field with NUM that was not FS, CSF, PD, or ZD, or used a field with UC, LC, MC, UN, LN or MN that was not BI.
- FORMAT=SS was specified after COND in an INCLUDE or OMIT statement.
- Locale processing was required, but a character (CH) field to binary (BI) field comparison was specified. Locale processing does not support the comparison of a CH to BI field.
- Regular Expressions processing was required, but another conflicting option such as Locale, EFS, or COBOL E15/E35 is specified.

System action

The program terminates.

Programmer response

Make sure that all of the comparisons are valid. If you specified FORMAT=SS after COND in an INCLUDE or OMIT statement, respecify it before COND. DFSORT's locale processing might eliminate the need for CH to BI comparisons. See *z/OS DFSORT Application Programming Guide* for information relating to locale processing. If a CH to BI comparison is needed, specify run time option LOCALE=NONE.

ICE115A INSUFFICIENT MAIN STORAGE

Explanation

Critical. Storage was fragmented, the reserved storage value was too large, or the sizes of the user exits were too large compared to the total storage available to DFSORT.

Main storage refers to the storage *below* 16 MB virtual.

System action

The program terminates.

Programmer response

Add more main storage in 32 KB increments by recoding the REGION parameter or the MAINSIZE/SIZE value. See *z/OS DFSORT Application Programming Guide* for ways to specify MAINSIZE/SIZE.

If routines are used at user exits, their size should be added to this minimum value. For efficient sorting, allow at least 50 percent more storage than the minimum required.

This message can be issued again even after you have provided more storage because DFSORT re-estimates the amount of storage it needs at several points in the program.

Storage requirements can be reduced by decreasing either the input block size or the number of work data sets. See also message ICE092I or ICE093I.

ICE116A SORT CAPACITY EXCEEDED

Explanation

Critical. DFSORT was not able to complete processing with the available disk or tape work data sets. For disk work data sets with secondary allocation allowed, DFSORT overrode system B37 abends and continued processing; this message was issued only when no space was available on any allocated work data set.

Note: DFSORT uses only the first volume of multi-volume work data sets.

The amount of work data set space required can vary depending on many factors, including:

- The amount of main storage available
- The degree of randomness of the records to be sorted
- The values specified (or defaulted) for options such as FILSZ/SIZE and DYNALLOC.

System action

The program terminates.

Programmer response

Take one or more of the following actions:

- If appropriate, increase the amount of main storage available to DFSORT by using the options MAINSIZE/ SIZE or the JCL option REGION. Increasing the amount of main storage available to DFSORT can help DFSORT use less work data set space. Avoid running a large sort in a small amount of main storage.
- If dynamic allocation was used, check that the values for options DYNALLOC and FILSZ/SIZE were appropriate. If necessary, specify these options.
- If JCL disk work data sets were used, increase the amount of disk work space available to DFSORT.
- If tape work data sets were used, check that all reels contained full-length tapes. (A bad tape may appear short because of many write errors.) If all reels contained full-length tapes, rerun the application and specify more work data sets.

ICE117A	<i>I/O ERROR, jobname, stepname, unit address, device type, ddname, operation attempted, error description, last seek address or block count, access method. (SYNADAF)</i>
----------------	---

Explanation

Critical. This message was issued for one of the following reasons:

- The job control statements incorrectly specified record length or blocking information for the data set located on the device indicated by the "unit address" field in the message.
- A permanent error occurred during an I/O operation on the indicated device.

The most probable cause is a hardware-related error.

System action

If no user options are specified, the program terminates.

Operator response

If the "error description" field in the message does not contain

"WRNG. LEN. RECORD"

run the job again with the indicated unit offline, using an alternative unit or volume in its place at run time.

Programmer response

Make sure that the DD statement for the data set assigned to this device contains the correct DCB information. In a merge application, if the device in error holds an input data set, make sure that the DCB information (except for BLKSIZE) specified in the SORTIN01 DD statement correctly describes the data in this device.

ICE118I	UNKNOWN FILE SIZE - RECOMMEND SPECIFYING FILSZ=EN TO REDUCE RISK OF FAILURE OR DEGRADED PERFORMANCE
----------------	--

Explanation

DFSORT could not determine the input file size, and the number of records was not supplied by a FILSZ or SIZE value, that is, the input file size is unknown. Generally, DFSORT can automatically determine the input file size. However, in a few cases, such as when an E15 supplies all of the input records or when information about a tape data set is not available from a tape management system, DFSORT cannot determine an accurate file size.

If dynamic allocation of work space is used, DFSORT allocates the primary space according to the DYNSPC value in effect. This can result in an underallocation or overallocation, possibly leading to wasted space or an out-of-space condition, respectively. Performance may also be degraded.

System action

None.

Programmer response

None required, unless you receive message ICE046A or ICE083A, in which case you should specify FILSZ=En with a reasonably accurate estimate of the number of records to be sorted. If you receive message ICE046A with dynamically allocated work space and you cannot specify FILSZ=En, use DYNSPC=n to increase the primary space allocated. If you receive message ICE083A and you cannot specify FILSZ=En, use DYNSPC=n to decrease the primary space allocated.

You may want to specify FILSZ=En even if you don't receive message ICE046A or ICE083A, because doing so may improve resource usage and performance.

For a JOINKEYS operation, you can supply any needed parameters as follows:

- In DFSPARM for the JOINKEYS main task.
- In JNF1CNTL for the JOINKEYS F1 subtask.
- In JNF2CNTL for the JOINKEYS F2 subtask.

Note: FILSZ=E0 is ignored.

ICE119A SUM FIELD OVERLAPS CONTROL FIELD

Explanation

Critical. A sum field in a SUM control statement overlapped a control field in a SORT or MERGE control statement.

System action

The program terminates.

Programmer response

Make sure that the sum fields in the FIELDS operand of the SUM control statement do not overlap control fields in the FIELDS operand of the SORT or MERGE control statement.

ICE120I EXIT *Enn* IGNORED

Explanation

User exit E14 or E2n was specified in the MODS statement, as identified in the message by *Enn*. Exit *Enn* is not supported and cannot be entered.

System action

The *Enn* operand is checked for correct syntax, but the user exit is not used.

Programmer response

Optional. Correct the MODS statement by removing the identified *Enn* operand.

ICE121A FILE SIZE IS TOO LARGE

Explanation

Critical. The amount of data to be sorted exceeded a DFSORT implementation limit for the maximum number of records that can be sorted. DFSORT cannot handle the amount of data regardless of environmental factors, such as the amount of work data set space provided. Specific implementation limits include:

1. EQUALS in effect - 4294967295 records
2. VLSHRT in effect - 2147483647 records

3. Blockset technique not selected - 2147483647 records

System action

The program terminates.

Programmer response

For cases 1 and 2, perform the sort on subsets of the data set containing less than the indicated maximum number of records. Then merge the sorted subsets into a single data set.

For case 3, rerun the job with a SORTDIAG DD statement to get message ICE800I, which indicates the reason Blockset could not be used. If possible, remove the condition preventing the use of Blockset. Alternatively, perform the sort on subsets of the data set containing less than the indicated maximum number of records. Then merge the sorted subsets into a single data set.

ICE122A keyword VALUE INVALID

Explanation

Critical. The numeric value specified for the indicated keyword exceeded the DFSORT processing limit of 562949953421311 records (Blockset selected) or 2147483647 records (Blockset could not be used).

System action

The program terminates.

Programmer response

Specify a numeric value for the indicated keyword that is less than the processing limit.

ICE123I CKPT OR CHKPT OPTION IGNORED

Explanation

CKPT or CHKPT was specified in the SORT or OPTION control statement for a sort application, IGNCKPT=YES was specified during installation, and the Blockset technique was selected. The Blockset technique does not support the automatic checkpoint/restart facility, so the CKPT or CHKPT option was ignored.

System action

The program continues, but no checkpoints are taken.

Programmer response

Specifying NOBLKSET on the OPTION control statement will allow you to take checkpoints, except in cases where only the Blockset technique can be used (for example, when an OUTFIL control statement is specified).

ICE124A SUM FIELD OVERLAPS RECORD DESCRIPTOR WORD

Explanation

Critical. A sum field in a SUM control statement overlapped the record descriptor word (RDW) for variable-length record processing.

System action

The program terminates.

Programmer response

Make sure that the sum fields in the FIELDS operand of the SUM control statement do not overlap the RDW.

ICE125A SUM FIELD OVERLAPS SUM FIELD

Explanation

Critical. A sum field in a SUM control statement overlapped another sum field.

System action

The program terminates.

Programmer response

Make sure that the sum fields in the FIELDS operand of the SUM control statement do not overlap.

ICE126A INCONSISTENT REFORMATTING FOR {*INREC|*OUTREC|ddname}: REASON CODE rsn, IFTHEN n

Explanation

Critical. The FIELDS, BUILD, or IFTHEN BUILD operand of an INREC or OUTREC statement, or the OUTREC, BUILD or IFTHEN BUILD operand of an OUTFIL statement, contained a field that was inconsistent with the format (fixed or variable) of the input or output records, or with other fields.

OUTFIL data sets for which VTOF or CONVERT is used have variable-length input records and fixed length output records. OUTFIL data sets for which FTOV is used have fixed-length input records and variable-length output records.

The following information is displayed in the message:

- *INREC if the error is associated with an INREC statement. *OUTREC if the error is associated with an OUTREC statement. ddname if the error is associated with an OUTFIL statement.
- rsn: The reason code associated with the error. The reason code (listed later in this section) helps you determine the specific cause of the error.
- n: 0 if the error is not associated with an IFTHEN clause. Otherwise, n identifies the number of the IFTHEN clause associated with the error (starting at 1 for the first IFTHEN clause).

The statement and operand associated with the error are identified as follows:

- *INREC and n=0 indicates that the FIELDS or BUILD operand of the INREC statement caused the error.
- *OUTREC and n=0 indicates that the FIELDS or BUILD operand of the OUTREC statement caused the error.
- ddname and n=0 indicates that the OUTREC or BUILD operand of an OUTFIL statement caused the error. ddname identifies the first data set in the associated OUTFIL group.
- *INREC and n>0 indicates that an IFTHEN BUILD operand of the INREC statement caused the error. n identifies the number of the associated IFTHEN clause (starting at 1 for the first IFTHEN clause in the INREC statement).
- *OUTREC and n>0 indicates that an IFTHEN BUILD operand of the OUTREC statement caused the error. n identifies the number of the associated IFTHEN clause (starting at 1 for the first IFTHEN clause in the OUTREC statement).
- ddname and n>0 indicates that an IFTHEN BUILD operand of an OUTFIL statement caused the error. ddname identifies the first data set in the associated OUTFIL group. n identifies the number of the associated IFTHEN clause (starting at 1 for the first IFTHEN clause in the OUTFIL statement).

Reason code values (rsn) are as follows:

1. An IFOUTLEN=n operand was specified without an IFTHEN operand.

Example:

```
OUTREC IFOUTLEN=50
```

2. The last position was specified without a corresponding length for fixed-length input records.

Examples (fixed-length input):

```
INREC BUILD=(1,5,6X,8)
or
```

```
OUTFIL FNames=01,
OUTREC=(1,20,28),FTOV
```

- For variable-length input records, the last position was specified without a corresponding length for one, but not all, of the FIELDS or BUILD operand of the INREC statement, the FIELDS or BUILD operand of the OUTREC statement, or the OUTREC or BUILD operand of an OUTFIL statement (without a VTOF or CONVERT operand):

Examples (variable-length input):

```
INREC FIELDS=(1,20,31)
OUTREC FIELDS=(1,25)
or
OUTREC BUILD=(1,20,31,10)
OUTFIL BUILD=(1,25,27)
```

- A column overlapped the previous output field in the reformatted record.

Example (fixed-length input):

```
INREC IFTHEN=(WHEN=INIT,
BUILD=(81:SENUM,8,ZD)),
IFTHEN=(WHEN=(81,8,ZD,EQ,+1),
BUILD=(3,20,20:C'ABC'))
```

- A VTOF or CONVERT operand was specified without an OUTREC or BUILD operand for variable-length input record to fixed-length output record conversion in an OUTFIL statement.

Example (variable-length input):

```
OUTFIL VTOF
```

Note: VTOF cannot be used with an IFTHEN or OVERLAY operand.

- A VLFILL=C'x' or VLFILL=X'yy' operand was specified without an OUTREC or BUILD operand for variable-length input records in an OUTFIL statement.

Example (variable-length input):

```
OUTFIL VLFILL=C'*'
```

Note: VLFILL cannot be used with an IFTHEN or OVERLAY operand.

- An OUTREC or BUILD operand did not specify any input or separation fields.

Example (fixed-length input):

```
OUTFIL OUTREC= ///
```

System action

The program terminates.

Programmer response

Take the action for the indicated reason code value (rsn) as follows:

- Specify an IFTHEN operand with an IFOUTLEN=n operand.

Example:

```
OUTREC IFOUTLEN=50,
IFTHEN=(WHEN=(5,1,CH,EQ,C'A'),
OVERLAY=(21:C'N')),
IFTHEN=(WHEN=NONE,OVERLAY=(21:C'Y'))
```

- Specify the last position with a corresponding length.

Example (fixed-length input):

```
INREC BUILD=(1,5,6X,8,25)
OUTFIL FNames=01,
OUTREC=(1,20,28,40),FTOV
```

- Specify the last position without a corresponding length for the INREC, OUTREC and OUTFIL statements, or specify the last position with a corresponding length for the INREC, OUTREC, and OUTFIL statements, as appropriate.

Examples (variable-length input):

```
INREC FIELDS=(1,20,31)
OUTREC FIELDS=(1,20,5X,21)
or
OUTREC BUILD=(1,20,31,10)
OUTFIL BUILD=(1,20,5X,21,10)
```

- Ensure that columns do not overlap previous fields in the reformatted record.

Example (fixed-length input):

```
INREC IFTHEN=(WHEN=INIT,
BUILD=(81:SENUM,8,ZD)),
IFTHEN=(WHEN=(81,8,ZD,EQ,+1),
BUILD=(3,20,25:C'ABC'))
```

- Specify an OUTREC or BUILD operand with the VTOF or CONVERT operand.

Example (variable-length input):

```
OUTFIL VTOF,BUILD=(5,60)
```

- Specify an OUTREC or BUILD operand with the VLFILL=C'x' or VLFILL=X yy operand.

Example (variable-length input):

```
OUTFIL VLFILL=C'*',BUILD=(1,4,8,45)
```

- Specify an input or separation field.

Example (fixed-length input):

```
OUTFIL OUTREC= //,X)
```

ICE127I **OPTIONS:**
OVFLO=s,PAD=s,TRUNC=s,
SPANINC=s,VLSCMP=x,SZERO=x,
RESET=x,VSAMEMT=x,DYNSPC=t

Explanation

See ICE133I.

ICE128I **OPTIONS:**
SIZE=n,MAXLIM=n,MINLIM=n,
EQUALS=x,LIST=x,ERET=a,
MSGDDN=b

Explanation

See ICE133I.

ICE129I **OPTIONS: VIO=x,RESDNT=c,**
SMF=e,WRKSEC=x,OUTSEC=x,
VERIFY=x,CHALT=x,DYNALOC=d,
ABCODE=j

Explanation

See ICE133I.

ICE130I **OPTIONS:**
RESALL=n,RESINV=n,SVC=g,
CHECK=x,WRKREL=x,OUTREL=x,
CKPT=x,COBEXIT=f

Explanation

See ICE133I.

ICE131I **OPTIONS:**
TMAXLIM=n,ARESALL=n,
ARESINV=n,OVERRGN=n,CINV=x,
CFW=x, DSA=t

Explanation

See ICE133I.

ICE132I ⁴

Explanation

See ICE133I.

ICE133I **OPTIONS: HIPRMAX=p,**
DSPSIZE=r,ODMAXBF=n,SOLRF=x,
VLLONG=x, VSAMIO=x,MOSIZE=r

Explanation

Messages ICE127I through ICE133I, ICE235I and ICE236I indicate the options in effect for a Blockset sort, copy, or merge application or a Peerage/Vale sort application.

When DFSORT is invoked by JCL, these options can come from the EXEC PARM field, the SYSIN data set, the DFSPARM data set, or the installation defaults. When DFSORT is invoked dynamically, these options can come from the SORTCNTL data set, the DFSPARM data set, the invocation parameter list, or the installation defaults.

DFSORT can change the options due to conflicting specifications or for performance reasons. Some options are not meaningful for all applications (for example, HIPRMAX applies to a sort application, but not to a copy or merge application.)

For information on where the options can be specified and on the order of override, see *z/OS DFSORT Application Programming Guide*. Message values for ICE127I through ICE133I are as follows:

- x** 'Y' for YES; 'N' for NO
- n** A decimal value representing bytes
- a** 'RC16' or 'ABEND'
- b** 'SYSOUT', or the alternate ddname for the message data set
- c** 'ALL' for eligible DFSORT modules loaded into LPA; 'NONE' for eligible DFSORT modules not loaded into LPA. DFSORT automatically determines the RESDNT status; you cannot override this status nor specify it as an option.
- d** 'N' for NO, or (y,n) where y is the dynamic allocation device name and n is a decimal value for the number of data sets
- e** 'SHORT', 'FULL', or 'NO'
- f** 'COB1' or 'COB2'
- g** A decimal value representing the SVC number, or '109A' for SVC 109 using the alternate SVC module

⁴ OPTIONS: VLSHRT=x,ZDPRINT=x,
 IEXIT=x,TEXTIT=x,LISTX=x,
 EFS=h,EXITCK=k,PARMDDN=q,
 FSZEST=x

h	EFS program name, or 'NONE'
j	'MSG', or a decimal value representing the ABCODE number
k	'S' for STRONG; 'W' for WEAK
p	A decimal value representing megabytes, or 'OPTIMAL'
q	'DFSPARM', or the alternate ddname for the DFSPARM data set
r	A decimal value representing megabytes, or 'MAX'
s	'RC0', 'RC4', or 'RC16'
t	A decimal value representing megabytes

System action

None.

Programmer response

None.

Note:

- 1. Do not expect the values in ICE127I through ICE133I, ICE235I and ICE236I to be identical to the installation-option values selected at your site. You can use the ICETOOL DEFAULTS operator to show all the installation option values.
- 2. Messages ICE131I, ICE133I and ICE236I are printed only for Blockset.

ICE134I	NUMBER OF BYTES SORTED: <i>n</i>
----------------	---

Explanation

n is the total number of bytes "sorted"; that is, the number of bytes in records for which control field processing was performed. The following insert/delete/alter processing is performed before control field processing and is taken into account when determining *n*: SORTIN, SKIPREC, STOPAFT, E15, and INCLUDE/OMIT. Other processing that can affect the number of bytes actually manipulated by DFSORT (for example, INREC) is done after control field processing, and is not taken into account when determining *n*.

If the input data includes incomplete spanned segments, they will be eliminated before "sorting". However, these incomplete spanned segments may be taken into account when determining *n*, in order to

avoid impacting performance. If you want to ensure that *n* does not reflect incomplete spanned segments, you can eliminate them with copy, and sort the resulting data.

System action

None.

Programmer response

None.

ICE135A	[SORTIN=<i>ddname</i>] SORTOUT=<i>ddname</i>] MATCHES POSSIBLE WORK DDNAME
----------------	---

Explanation

Critical. The ddname specified for OPTION statement operand SORTIN or SORTOUT in DFSPARM or in the extended parameter list was *ccccWKdd*, *ccccWKdd*, *ccccDKd*, or *ccccDKdd*. *cccc* is the specified or defaulted value for the SORTDD operand and *d* is any character. These ddnames can be used for work data sets and thus cannot be used as input or output ddnames. For example, each of the following OPTION statements in DFSPARM will result in this error message:

```
OPTION SORTOUT=SortWK02
OPTION SORTIN=SortDKA
OPTION SORTDD=ABCD, SORTIN=ABCDWK2
OPTION SORTDD=ABCD, SORTOUT=ABCDKW1
```

System action

The program terminates.

Programmer response

Specify a ddname for SORTIN or SORTOUT that cannot be used for a work data set. For example, none of the following OPTION statements in DFSPARM will result in this error message:

```
OPTION SORTOUT=MYOUT
OPTION SORTIN=SortWR01
OPTION SORTDD=ABCD, SORTIN=MYIN
OPTION SORTDD=ABCD, SORTOUT=SortWK1
```

ICE136I	SPACE FOR <i>ddname</i> WAS READJUSTED TO CYLINDERS
----------------	--

Explanation

The indicated work data set was not allocated in cylinders. DFSORT adjusted its usage of the allocated space to cylinders and could have skipped several tracks in the primary extents of the data set.

System action

None.

Programmer response

To optimize performance and minimize wasted disk space for future runs, change your JCL to use cylinder allocation for the indicated work data set.

ICE137A **VSAM INPUT ERROR *i* (*nnn*) text from VSAM SYNAD**

Explanation

Critical. *i* is either P (physical) or L (logical), describing the type of error encountered. *nnn* is the VSAM feedback code from a GET macro, in decimal, and is followed by the VSAM SYNAD message.

System action

The program terminates.

Programmer response

Refer to *z/OS DFSMS Using Data Sets* or *z/OS DFSMS Macro Instructions for Data Sets* for the meaning of the error code and, if possible, take appropriate action.

ICE138A **VSAM OUTPUT ERROR *i* (*nnn*) text from VSAM SYNAD**

Explanation

Critical. *i* is either P (physical) or L (logical), describing the type of error encountered. *nnn* is the VSAM feedback code from a PUT macro, in decimal, and is followed by the VSAM SYNAD message.

System action

The program terminates.

Programmer response

Refer to *z/OS DFSMS Using Data Sets* or *z/OS DFSMS Macro Instructions for Data Sets* for the meaning of the error code and, if possible, take appropriate action.

ICE139A **UNSUPPORTED VSAM DATA SET ATTRIBUTE FOR *ddname***

Explanation

Critical. An attribute specified for the VSAM data set with the indicated *ddname* is not supported by DFSORT. DFSORT supports the following attributes:

- If Blockset is selected: SPAN, KSDS, ESDS, RRDS, and VRRDS
- If Blockset is not selected: SPAN, KSDS, ESDS, and RRDS

System action

The program terminates.

Programmer response

Remove any unsupported attributes, other than VRRDS, from the indicated VSAM data set. To use the VRRDS attribute, you must remove any condition preventing the use of Blockset. Rerun the job with a SORTDIAG DD statement to get message ICE800I, which indicates the reason why Blockset could not be used.

ICE140I **END OF PARAMETERS FROM *ddname* - SYSIN OR *xxxx*CNTL/ PARAMETER LIST CONTROL STATEMENTS FOLLOW**

Explanation

An alternate parameter data set was specified with the indicated *ddname*. This message separates the listing of its parameters (control statements or PARM parameters) from the listing of control statements specified from other sources:

- The SYSIN DD statement
- The SORTCNTL DD statement
- The invoking parameter list.

The data set's parameters are listed only if LIST is in effect (see message ICE128I).

A parameter in a statement other than the OPTION or DEBUG control statement completely overrides the same or corresponding control statement in other sources.

A DEBUG control statement in the alternate parameter data set overrides only the same or corresponding parameters in a DEBUG control statement in the other sources. This selective override does not affect the other parameters in a DEBUG control statement in the alternate parameter data set or the other sources.

An OPTION control statement in the alternate parameter data set overrides only the same or corresponding parameters in an OPTION, SORT, or MERGE control statement in the other sources. This selective override does not affect the other parameters in an OPTION, SORT, or MERGE control statement in the alternate parameter data set or the other sources.

See *z/OS DFSORT Application Programming Guide* for complete details on the order of override.

System action

None.

Programmer response

None.

ICE141A **SPANNED RECORD ON *ddname*
COULD NOT BE ASSEMBLED –
REASON CODE IS *rsn***

Explanation

Critical. A spanned record on the indicated data set could not be properly assembled.

rsn is the reason code associated with the error. The reason code helps you determine the specific cause of the error. Reason code values (*rsn*) are as follows:

1. A segment length was greater than the LRECL.
2. A segment length was less than 4 bytes.
3. The total length of segments was greater than the LRECL.
4. Segments are blocked incorrectly for VBS data sets (that is, a first and a last segment are in the same block).

System action

The program terminates.

Programmer response

Take the action for the indicated reason code (*rsn*) as follows:

1. Ensure all records in the indicated data set have segment lengths that are less than the LRECL.
2. Ensure all records in the indicated data set have segment lengths that are at least 4 bytes.
3. Ensure all records in the indicated data set have segment lengths that total less than the LRECL.
4. Ensure all records in the indicated VBS data set are blocked correctly.

ICE142I ***ddname* NOT FOUND - SYSOUT
USED**

Explanation

A DD statement for *ddname* (the specified alternate message data set) was not found. SYSOUT was used instead.

System action

Processing continues; messages are written to SYSOUT.

Programmer response

If you want to use an alternate message data set, provide a DD statement for *ddname*.

ICE143I ***t a* TECHNIQUE SELECTED**

Explanation

t indicates the DFSORT technique chosen for the run, and *a* indicates the application chosen for the DFSORT technique. Message values are as follows:

- t* BLOCKSET – disk work data set sort,
 standard merge or copy
- PEERAGE – disk work data set sort
- VALE – disk work data set sort
- CONVENTIONAL – tape work data set sort
 or nonstandard merge
- a* SORT
- MERGE
- COPY

System action

None.

Programmer response

None required. However, if Blockset was not selected, you may want to remove the condition preventing the use of Blockset. Rerun the job with a SORTDIAG DD statement to get message ICE800I, which indicates the reason Blockset could not be used.

ICE144A **TOO MANY SUM FIELDS**

Explanation

Critical. The complexity of the application caused dynamic areas to exceed the storage allowed for them.

System action

The program terminates.

Programmer response

Reduce the number of summary fields.

ICE145A **SVC *nnn* IS AN INVALID USER SVC**

Explanation

Critical. The DFSORT installation defaults for your site indicate that SVC nnn is the DFSORT SVC. SVC nnn is not compatible with the DFSORT release currently running. Either SVC nnn is for a release of DFSORT other than this one, or SVC nnn is a non-DFSORT SVC.

System action

The program terminates.

Programmer response

Report this message to your system programmer. It indicates that the DFSORT SVC was incorrectly installed.

ICE146I	END OF STATEMENTS FROM xxxxCNTL - PARAMETER LIST STATEMENTS FOLLOW
----------------	---

Explanation

When a data set specified with a DD statement for xxxxCNTL is present, this message separates the listing of its statements from the listing of the statements specified in the parameter list. The statements for xxxxCNTL (if any) and the parameter list (if any) are listed only if LIST is in effect (see message ICE128I).

A statement other than OPTION or DEBUG in the xxxxCNTL data set completely overrides the same or corresponding statement in the parameter list.

A DEBUG statement in the xxxxCNTL data set overrides only the same or corresponding operands in a DEBUG statement in the parameter list. This selective override does not affect the other operands in a DEBUG statement in the xxxxCNTL data set or parameter list.

An OPTION statement in the xxxxCNTL data set overrides only the same or corresponding operands in an OPTION, SORT, or MERGE statement in the parameter list. This selective override does not affect the other operands in an OPTION, SORT, or MERGE statement in the xxxxCNTL data set or parameter list. (OPTION statement operands LIST, NOLIST, LISTX, NOLISTX, EFS, MSGDDN, MSGPRT, SORTDD, SORTIN, and SORTOUT are not used if specified in the xxxxCNTL data set.)

For complete details on the order of override, see [z/OS DFSORT Application Programming Guide](#).

System action

None.

Programmer response

None.

ICE147A	OPTION STATEMENT OPERAND SORTIN OR SORTOUT NOT ALLOWED
----------------	---

Explanation

Critical. The OPTION statement operand SORTOUT was specified for a Conventional merge, or the operand SORTIN or SORTOUT was specified for a tape work data set sort, or ICETOOL was used for a tape work data set sort.

System action

The program terminates.

Programmer response

Remove the SORTIN or SORTOUT operand. You can use the SORTDD operand of the OPTION statement to provide alternate ddnames for SORTIN and SORTOUT.

If ICETOOL was used, do not use tape work data sets.

ICE148A	ddname CONCATENATION NOT ALLOWED
----------------	---

Explanation

Critical. SORTINnn or SORTWKdd data sets were concatenated.

System action

The program terminates.

Programmer response

Use separate DD statements for SORTINnn or SORTWKdd data sets.

ICE149A	DFSORT IS NOT LICENSED FOR USE ON THIS SYSTEM - RETURN CODE x AND REASON CODE y
----------------	--

Explanation

SYS1.PARMLIB member IFAPRDxx does not define DFSORT as a feature licensed for use on this system, or an error was encountered while registering DFSORT for use on this system.

System action

The program terminates.

Programmer response

If the return code (x) is 12, the reason code (y) is 4, and you are licensed to use DFSORT, then you need to update the IFAPRDxx member of parmlib. See [z/OS Planning for Installation](#) for information about adding the appropriate entry to IFAPRDxx.

After you have added the appropriate entry to IFAPRDxx, you must activate it by using a SET PROD command or by IPLing the system.

For any other return and reason codes, contact the IBM Support Center.

ICE150I	VLSHRT NOT USED FOR SORT, MERGE, INCLUDE, OMIT OR SUM STATEMENT FIELDS
----------------	---

Explanation

The VLSHRT option was in effect, and one or more of the following situations exists:

- An INREC or OUTREC statement was specified.
- A copy application was specified without an INCLUDE or OMIT statement.
- More than one control field was specified, and Blockset was not selected.
- The application had EFS processing in effect, and an EFS01 or EFS02 user exit routine was supplied by the EFS program.
- Locale processing was required for sort or merge fields.
- Unicode data formats (UTF8/UTF16/UTF32) processing was required for sort or merge fields.

System action

Processing continues; VLSHRT is not used for SORT, MERGE, INCLUDE, OMIT or SUM statement fields, but is used for OUTFIL INCLUDE or OMIT parameter fields, if specified.

Programmer response

None, unless message ICE015A or ICE218A was received, in which case you can either respecify your fields to be within the shortest record in the input data set, or use equivalent OUTFIL parameters (for example, the INCLUDE and OUTREC parameters of OUTFIL instead of the INCLUDE and OUTREC statements) for the application.

If Blockset was not selected, rerun the job with a SORTDIAG DD statement to get message ICE800I, which indicates the reason Blockset could not be used. If possible, remove the condition preventing the use of Blockset.

ICE151A	TOO MANY {*INCLUDE *OMIT *INREC *OUTREC ddname} IFTHEN n CONDITIONS
----------------	--

Explanation

Critical. The complexity of the conditions in a COND, INCLUDE, OMIT, TRILID, or IFTHEN WHEN, BEGIN or END operand caused dynamic areas to exceed the storage allowed for them. The specific cause of the error is identified as follows:

- *INCLUDE indicates that the COND operand of the INCLUDE statement, or the INCLUDE operand of a JOINKEYS statement, caused the error. *n* is 0.
- *OMIT indicates that the COND operand of the OMIT statement, or the OMIT operand of a JOINKEYS statement, caused the error. *n* is 0.
- *ddname* and *n*=0 indicates that the INCLUDE, OMIT or TRILID operand of an OUTFIL statement caused the error. *ddname* identifies the first data set in the associated OUTFIL group.
- *INREC indicates that an IFTHEN WHEN, BEGIN or END operand of the INREC statement caused the error. *n* identifies the number of the associated IFTHEN clause (starting at 1 for the first IFTHEN clause in the INREC statement).
- *OUTREC indicates that an IFTHEN WHEN, BEGIN or END operand of the OUTREC statement caused the error. *n* identifies the number of the associated IFTHEN clause (starting at 1 for the first IFTHEN clause in the OUTREC statement).
- *ddname* and *n*>0 indicates that an IFTHEN WHEN, BEGIN or END operand of an OUTFIL statement caused the error. *ddname* identifies the first data set in the associated OUTFIL group. *n* identifies the number of the associated IFTHEN clause (starting at 1 for the first IFTHEN clause in the OUTFIL statement).

System action

The program terminates.

Programmer response

Reduce the number of conditions, or the size of the constants, in the COND, INCLUDE, OMIT, TRILID, or IFTHEN WHEN, BEGIN or END operand that caused the problem. Alternatively, you may be able to avoid reducing the number of conditions, or the size of the constants, by using one of the following techniques:

- If NOSZERO is in effect and you can treat numeric -0 and +0 values as signed (that is, different) for this application, use the SZERO option.

- If possible, rewrite the conditions to use substring comparison tests (see *z/OS DFSORT Application Programming Guide* for details)
- Use an INREC or OUTREC statement with multiple IFTHEN clauses to "OR" sets of conditions together, and set a "flag" after the end of each record that satisfies a condition. Use an OUTFIL statement to keep (INCLUDE) or delete (OMIT) the records which have the flag on, and then remove the flag.

In the following example, the input data set has RECFM=FB and LRECL=80. a1 to an and b1 to bn represent relational conditions. We use an INREC statement to set a 'Y' flag in position 81 after the end of each record for which any specified condition is true. We use an OUTFIL statement to INCLUDE the records with a 'Y' in position 81, and then we remove the flag so the output records have the same length as the input records.

```
//MULT EXEC PGM=ICEMAN
//SYSOUT DD SYSOUT=*
//SORTIN DD DSN=...
//SORTOUT DD DSN=...
//SYSIN DD *
OPTION COPY
* If a1,OR,a2,OR,...,an is true,
* set flag in 81 to 'Y'.
  INREC IFTHEN=(WHEN=(a1,OR,a2,OR,...,an),
                OVERLAY=(81:C'Y')),
* If b1,OR,b2,OR,...,bn is true,
* set flag in 81 to 'Y'.
  IFTHEN=(WHEN=(b1,OR,b2,OR,...,bn),
                OVERLAY=(81:C'Y')),
* If none of the conditions is true,
* set flag in 81 to 'N'.
  IFTHEN=(WHEN=NONE,OVERLAY=(81:C'N'))
* If the flag in 81 is 'Y', include the
* records.
  OUTFIL INCLUDE=(81,1,CH,EQ,C'Y'),
* Remove the flag byte.
  OUTREC=(1,80)
/*
```

ICE152I OVERFLOW DURING SUMMATION - RC=n

Explanation

The application was successfully processed, but overflow occurred for one or more pairs of summary fields. DFSORT set a return code of 0 or 4 as indicated by n. DFSORT only set a return code of 4 if OVFL=RC4 was in effect and summary fields overflowed.

System action

Summation continues for pairs of records for which overflow does not occur. Summation is not performed for pairs of records for which overflow would occur; the original records are left unchanged. DFSORT passes back a return code of n unless it sets a higher return code for some other reason.

Programmer response

If appropriate, redesign the records so that summary fields do not overflow, or, if possible, use INREC to increase the size of the summary fields (see *z/OS DFSORT Application Programming Guide*), or specify the OVFL=RC0, OVFL=RC4, or OVFL=RC16 run-time option to provide a different return code for this situation.

ICE153A COBOL EXIT NOT SUPPORTED FOR TECHNIQUE USED

Explanation

Critical. An E15 or E35 user exit written in COBOL was specified, but is not supported for the technique used (tape work data set sort or Conventional merge).

System action

The program terminates.

Programmer response

Rerun the job with a SORTDIAG DD statement to get message ICE800I. ICE800I indicates the reason Blockset could not be used. If possible, remove the condition preventing the use of Blockset. Alternatively, remove the COBOL user exit.

ICE154A STOPAFT NOT SUPPORTED FOR TECHNIQUE USED

Explanation

Critical. STOPAFT was in effect but is not supported for the technique used (tape work data set sort).

System action

The program terminates.

Programmer response

Use disk work data sets, if possible, or remove the STOPAFT option.

ICE155I STOPAFT OR SKIPREC NOT APPLICABLE TO MERGE

Explanation

A MERGE control statement was specified and STOPAFT or SKIPREC was in effect. Neither STOPAFT nor SKIPREC can be used with MERGE.

System action

Processing continues; STOPAFT or SKIPREC is ignored.

Programmer response

None.

**ICE156I MAIN STORAGE ABOVE 16-
 MEGABYTE = (y,z)**

Explanation

Supplies information on the amount of storage available above 16 MB virtual:

y

The maximum amount of main storage available to DFSORT above 16 MB virtual.

z

The actual amount of main storage available to DFSORT above 16 MB virtual, after DFSORT has released the ARESALL and ARESINV space.

This message is only printed when Blockset is selected.

System action

None.

Programmer response

None.

**ICE157I EXEC PARM E15=COB OR
 E35=COB AND NO MODS EXIT**

Explanation

A MODS statement contained one of the following:

- E15=COB without a corresponding E15 operand
- E35=COB without a corresponding E35 operand.

System action

Processing continues. The EXEC parameter E15=COB or E35=COB is ignored.

Programmer response

Specify an E15 or E35 operand on a MODS statement or remove the EXEC parameter.

ICE158A SYSOUT DD STATEMENT MISSING

Explanation

Critical. Issued only to the master console to indicate that installation option NOMSGDD=QUIT was used and a message data set was required, but not specified. Corresponds to DFSORT return code 20.

System action

The program terminates.

Programmer response

Specify a DD statement for the message data set, using the ddname specified by MSGDDN (if any) or SYSOUT.

ICE159A MODULE ICECOB2 NOT FOUND

Explanation

Critical. Module ICECOB2 was not installed as part of DFSORT. An E15 or E35 user exit routine written in COBOL was to be used and COBEXIT=COB2 was in effect. Module ICECOB2 is required for COBEXIT=COB2.

System action

The program terminates.

Programmer response

Ask your system programmer to ensure that module ICECOB2 is available.

**ICE160A COPY FUNCTION COULD NOT BE
 USED - REASON CODE IS *rsn***

Explanation

Critical. The COPY function was specified but could not be processed. *rsn* is the reason code associated with the error. The reason code helps you determine the specific cause of the error. Reason code values (*rsn*) are as follows:

1

The SORTIN or SORTOUT data set was BDAM.

2

FREE=CLOSE was specified (ICEGENER).

3

An attempt to open a data set caused a system error.

4

The SORTIN or SORTOUT data set resided on an unsupported device.

5

ASCII tapes had the following parameters:
(LABEL=AL or OPTCD=Q) and RECFM=D and BUFOFF=0
or
(LABEL=AL or OPTCD=Q) and RECFM=D and BUFOFF=0

6

An attempt to read the DSCB for the SORTIN data set caused an error.

7

An attempt to read the DSCB for the SORTOUT data set caused an error.

8

The SORTIN data set had keyed records (ICEGENER).

9

User labels were present (ICEGENER).

10

A MODS statement Exx operand had SYSIN in the third parameter or T or S in the fourth parameter (that is, dynamic link-editing was requested.)

Note: For ICEGENER, SYSUT1 is equivalent to SORTIN and SYSUT2 is equivalent to SORTOUT.

System action

The program terminates.

Programmer response

Correct the situation indicated by the reason code (rsn).

ICE161A	COBEXIT=COB2 AND COBOL E15 AND E35 EXITS WERE FOUND
----------------	--

Explanation

Critical. COBEXIT=COB2 was in effect. One of the following situations was detected:

- Separately compiled COBOL E15 and E35 user exits were not allowed together for COPY processing.
- Regular Expressions processing with INCLUDE/OMIT COND was specified with a COBOL E15.
- Regular Expressions processing was specified on OUTFIL INCLUDE/OMIT with a COBOL E35.

System action

The program terminates.

Programmer response

When COBEXIT=COB2 is in effect, use either a COBOL E15 user exit or a COBOL E35 user exit for copy applications, but not both.

If COBOL E15 is needed, then use Regular Expressions on OUTFIL INCLUDE/OMIT.

If COBOL E35 is needed, then use Regular Expressions on INCLUDE/OMIT COND.

ICE162I	ICEIEXIT CHANGED ONE OR MORE OPTIONS IN EFFECT
----------------	---

Explanation

The initialization exit (ICEIEXIT) was used to change one or more of the options that apply to your application. DFSORT used the changed options where appropriate. Messages ICE127I through ICE133I, ICE235I and ICE236I indicate which options DFSORT used.

System action

None.

Programmer response

No action is necessary. If appropriate, see your system programmer for an explanation of the changes made with the ICEIEXIT routine.

ICE163A	DFSORT CANNOT FIND THE IEBGENER MODULE
----------------	---

Explanation

Critical. This message, issued only to the master console, indicates the DFSORT ICEGENER facility attempted to transfer control to the IEBGENER module, but the DFSORT installation option for that name was the same as the name for the ICEGENER module, thus resulting in a loop.

System action

The program terminates with user abend 163.

Programmer response

Ensure that the name being used for the GENER installation option is an alias of the IEBGENER module and not an alias of the ICEGENER module.

ICE164A	xnnnn ABEND OCCURRED DURING EXECUTION OF ICETEXIT
----------------	--

Explanation

Critical. ESTAE was in effect and an abend occurred after the installation exit ICETEXIT was called but before control was returned to DFSORT.

x

The abend type, either S for system or U for user

nnnn

The abend code

System action

None.

Programmer response

Notify your system programmer that the installation exit, ICETEXIT, has abended so that they can determine the cause of the abend and correct the error. You might need to rerun the job with a SYSUDUMP DD statement to get an abend dump. With ESTAE in effect, DFSORT tries to call ICETEXIT (if it has not been called already) after an earlier abend. In this case, only the information about the first abend appears in the dump. Rerun the job with DEBUG ABSTP to get the dump for the secondary abend.

ICE165I **TOTAL DATA SET TRACKS
ALLOCATED: *a*, TRACKS USED: *b***

Explanation

This message gives work data set space usage information for the sort run. Message values are as follows:

a

Total primary and secondary disk work space allocated and available throughout sort processing (in tracks). This space is not available for use by other applications.

b

Total primary and secondary disk work space actually used during sort processing (in tracks).

Note: In some cases, DFSORT may free up JCL-specified work space if it is determined that the space is not needed for the sort.

System action

None.

Programmer response

None.

ICE167A **THE REGULAR EXPRESSION
COMPILE ENDED WITH AN
ERROR. EC= *NN***

Explanation

Critical: An error was detected during the compile of the Regular Expression. *nn* denotes the error code.

System action

The program terminates.

Programmer response

Correct the Regular Expression in error based on the error code.

Refer to the member REGEX in LE Run time Library header PDS for a list of all the possible error codes. For example, the data set containing the member REGEX might be called CEE.SCEEH.H. If you are unsure of the name of the data set, contact your system administrator.

ICE168I **CENTURY WINDOW FOR Y2
FORMAT FIELDS IS FROM *ssss* TO
*eeee***

Explanation

Indicates the starting year (*ssss*) and ending year (*eeee*) for the century window to be used in conjunction with the specified Y2 format fields.

System action

None

Programmer response

None

ICE170I **FORMAT OPERAND IGNORED**

Explanation

A FORMAT=f operand was specified on a SORT, MERGE, SUM, INCLUDE or OMIT statement in which p,m,f was used for all of the fields. For example:

```
SORT
FORMAT=BI, FIELDS=(5,4,CH,A,12,2,PD,A,21,8,BI,D)
```

System action

f from p,m,f is used for each field. f from FORMAT=f is not used for any of the fields.

Programmer response

Optional. Remove FORMAT=f, or remove any or all f values in FIELDS that match the f value in FORMAT=f. For example, the SORT statement shown previously could be changed to either of the following SORT statements to eliminate the ICE170I message:

```
SORT FIELDS=(5,4,CH,A,12,2,PD,A,21,8,BI,D)

SORT
FORMAT=BI,FIELDS=(5,4,CH,A,12,2,PD,A,21,8,D)
```

ICE171I **SORTOUT LRECL OF x IS
DIFFERENT FROM SORTIN(NN)
LRECL OF y - RC=n**

Explanation

The application was successfully processed, but the SORTOUT LRECL (x) and SORTIN/SORTINnn LRECL (y) were not equal. DFSORT set a return code of 0 or 4 as indicated by *n*. DFSORT only sets a return code of 4 if:

- PAD=RC4 was in effect and x was larger than y (LRECL padding), or
- TRUNC=RC4 was in effect and x was smaller than y (LRECL truncation).

System action

Processing continues and DFSORT passes back a return code of *n*, unless it sets a higher return code for some other reason.

Programmer response

If appropriate, change the LRECL of SORTOUT or SORTIN/SORTINnn so that the LRECLs are equal, or specify the PAD=RC0, PAD=RC4, or PAD=RC16 run-time option to provide a different return code for this situation.

ICE172A **XSUM IS NOT SUPPORTED
- USE ICETOOL SELECT IF
APPROPRIATE**

Explanation

Critical. XSUM was specified on the SUM statement. DFSORT does not support the XSUM parameter provided by a competitive sort product to write records deleted by SUM processing to a SORTXSUM DD data set.

System action

The program terminates.

Programmer response

If you are using SUM FIELDS=NONE with XSUM, you can perform the same function with ICETOOL's SELECT operator. For example, if you are using XSUM as follows:

```
//S1 EXEC PGM= ICEMAN
//SYSOUT DD SYSOUT=*
//SORTIN DD DSN=...
//SORTOUT DD DSN=...
//SORTXSUM DD DSN=...
//SYSIN DD *
  SORT FIELDS=(5,4,CH,A)
  SUM FIELDS=NONE,XSUM
/*
```

You can use this ICETOOL job instead:

```
//S1 EXEC PGM=ICETOOL
//TOOLMSG DD SYSOUT=*
//DFSMSG DD SYSOUT=*
//SORTIN DD DSN=...
//SORTOUT DD DSN=...
//SORTXSUM DD DSN=...
//TOOLIN DD *
  SELECT FROM(SORTIN) TO(SORTOUT) -
    ON(5,4,CH) FIRST DISCARD(SORTXSUM)
/*
```

You can also perform additional functions with ICETOOL's SELECT operator that are not available with XSUM. See [z/OS DFSORT Application Programming Guide](#) for complete details of ICETOOL's SELECT operator.

ICE173I **NO RECORDS FOR THE SORTOUT
DATA SET - RC=n**

Explanation

The application was successfully processed, but there were no records for the SORTOUT data set, as indicated by an OUT count of 0 in message ICE054I. DFSORT set a return code of 0 or 4 as indicated by *n*. DFSORT only sets a return code of 4 if NULLOUT=RC4 was in effect, but there were no records for the SORTOUT data set.

System action

Processing continues and DFSORT passes back a return code of *n*, unless it sets a higher return code for some other reason.

Programmer response

If appropriate, change the application to produce records for the SORTOUT data set. Alternatively, specify the NULLOUT=RC0, NULLOUT=RC4, or NULLOUT=RC16 run-time option to provide a different return code for this situation.

**ICE174I NO DATA RECORDS FOR AN
OUTFIL DATA SET - RC=*n***

Explanation

The application was successfully processed, but there were no data records for one or more OUTFIL data sets, as indicated by a DATA count of 0 in message ICE227I. DFSORT set a return code of 0 or 4 as indicated by *n*. DFSORT only sets a return code of 4 if NULLOFL=RC4 was in effect for an OUTFIL data set, but there were no data records for that OUTFIL data set.

System action

Processing continues and DFSORT passes back a return code of *n* unless it sets a higher return code for some other reason.

Programmer response

If appropriate, change the application to produce records for the relevant OUTFIL data sets (which you can identify by a DATA count of 0 in message ICE227I). Alternatively, specify the NULLOFL=RC0, NULLOFL=RC4, or NULLOFL=RC16 run-time option on the relevant OUTFIL statements to provide a different return code for this situation.

**ICE175I ATTEMPT TO REALLOCATE VIO
WORK DATA SETS TO REAL
RESULTED IN VIO**

Explanation

Since VIO=NO was in effect, DFSORT attempted to reallocate work data sets to real (non-VIO) devices, but could not. Since the reallocated data sets were directed to VIO again, DFSORT continued processing with the VIO work data sets, and issued this warning message. The use of VIO for work data sets is not recommended because:

- It prevents the use of large format data sets
- Performance might be degraded since DFSORT's Memory Object, Hiperspace, and Dataspace functions already exploit processor storage to avoid DASD I/O to work datasets.

System action

Processing continues using the VIO work data sets. Large format data sets are not used.

Programmer response

No action is necessary. If appropriate, verify that the DFSMS Automatic Class Selection (ACS) routines do not force DFSORT work data sets to VIO.

ICE176A service SERVICE ERROR (*x-y*)

Explanation

Critical. The indicated system service failed when DFSORT called it. Message values are as follows:

x

The return code from the service, in decimal.

y

The reason code from the service, in decimal, or zero if unavailable.

System action

The program terminates.

Programmer response

Contact IBM for programming support.

**ICE177A DASD CALCULATION SERVICES
ERROR (*x-y*)**

Explanation

Critical. DASD Calculation Services returned an unexpected return or reason code when DFSORT called it to determine the optimum block size for an output data set.

System action

The program terminates.

Programmer response

Contact IBM for programming support. You can bypass the use of system-determined block size for this application by specifying either SDB=NO or a BLKSIZE value on the DD statement for the output data set.

**ICE178I REALLOCATING VIO SORTWK
DATA SETS TO REAL SORTDK DATA
SETS USING UNIT=*device***

Explanation

SORTWKdd data sets specified in the JCL were allocated on virtual devices (VIO). Because the VIO=NO installation option was specified or defaulted, DFSORT will attempt to reallocate the SORTWKdd data sets as SORTDKdd data sets using devices of the type indicated by device.

System action

Processing continues; DFSORT attempts to reallocate the data sets.

Programmer response

If appropriate, allocate the SORTWKdd data sets on real devices to avoid reallocation.

**ICE179A RESOURCES WERE UNAVAILABLE
FOR VIO REALLOCATION OF
WORK DATA SETS (xxxx)**

Explanation

Critical. SORTWKdd data sets specified in the JCL were allocated on virtual devices (VIO). Because the VIO=NO installation option was specified or defaulted, DFSORT attempted to reallocate the SORTWKdd data sets as SORTDKdd data sets using a real device of the type indicated in message ICE178I. The reallocation failed; xxxx indicates the failure code returned by the system's dynamic allocation facility. See *z/OS MVS Programming: Authorized Assembler Services Guide* for an explanation of the failure code.

Two commonly received return codes are:

0218

The real device type is defined to the system, but the requested device has insufficient space available. For example, the real device type is defined to the system but no devices of that type have been installed, or all devices of that type are mounted as private.

021C

The real device type is not defined to the system. For example, 3380 was specified instead of 3390.

However, in a DFSMS environment, the return code is usually 970C regardless of the specific error encountered.

System action

The program terminates.

Programmer response

Ensure that the VIO SORTWKdd data sets can be reallocated on the real device indicated in message ICE178I, or if appropriate, allocate the SORTWKdd data sets on real devices to avoid reallocation.

Alternatively, specify installation option VIO=YES (can degrade performance). See *z/OS DFSORT Installation and Customization* for details on the VIO installation option.

**ICE180I HIPERSPACE STORAGE USED = nK
BYTES**

Explanation

n is the number of Kilobytes of Hiperspace storage used during this sort. If n is zero, Hiperspace storage was not used.

System action

None.

Programmer response

None.

**ICE181A HIPERSPACE READ ERROR (xx)
[yyyyyyyy]**

Explanation

Critical. The HSPSERV SREAD service request for a Hiperspace read failed. xx is the HSPSERV return code (in decimal). yyyyyyyy is the reason code (set only when the return code is 8).

System action

The program terminates.

Programmer response

Refer to the HSPSERV service documentation in the *z/OS MVS Programming: Authorized Assembler Services Reference EDT-IXG* for a description of HSPSERV return codes and reason codes. If possible, take appropriate action.

The use of Hiperspace can be bypassed by specifying HIPRMAX=0 on the OPTION control statement.

**ICE182A HIPERSPACE WRITE ERROR (xx)
[yyyyyyyy]**

Explanation

Critical. The HSPSERV SWRITE service request for a Hiperspace write failed. xx is the HSPSERV return code (in decimal). yyyyyyyy is the reason code (set only when the return code is 8).

System action

The program terminates.

Programmer response

Refer to the HSPSERV service documentation in the *z/OS MVS Programming: Authorized Assembler Services Reference EDT-IXG* for a description of HSPSERV SWRITE return codes and reason codes. If possible, take appropriate action.

The use of Hiperspace can be bypassed by specifying HIPRMAX=0 on the OPTION control statement.

ICE183A **CONDITIONS NOT MET TO USE
THE SAME VSAM DATA SET FOR
indd AND outdd**

Explanation

Critical. The indd DD statement and outdd DD statement both specified the same VSAM data set, but one of the following conditions prevented DFSORT from using the same VSAM data set for input and output:

- The application is a copy or merge
- NOVSAMIO is in effect
- NORESET is in effect
- The VSAM data set is not defined with REUSE

System action

The program terminates.

Programmer response

If you want to sort the VSAM data set in-place, ensure that VSAMIO and RESET are in effect, and that the VSAM data set is defined with REUSE. Otherwise, ensure that the indd DD and outdd DD statements do not specify the same VSAM data set.

ICE184I **THE NUMBER OF RECORDS
SORTED WITH EQUAL KEYS IS *n***

Explanation

n is the number of records sorted having equal control keys.

System action

None.

Programmer response

None.

ICE185A **AN *xnnnn* ABEND WAS ISSUED BY
DFSORT, ANOTHER PROGRAM OR
AN EXIT (PHASE *m y*)**

Explanation

Critical. DFSORT detected a system or user abend while its ESTAE routine was in effect. The abend may have been issued by DFSORT, another program that called DFSORT, or a user exit called by DFSORT. Although DFSORT detected the abend, DFSORT is not necessarily the cause of the abend.

This message gives details about the abend as follows:

x The abend type, either S for system or U for user

nnnn The abend code

This message gives details about DFSORT's application mode (if known at the time of the error) and phase at the time DFSORT detected the abend.

m S, M, or C for a Blockset sort, merge, or copy, respectively. *m* is P when the Peerage/Vale technique was used. *m* can also be blank if the abend occurred before DFSORT determined the application type.

y Phase number 0, 1, 2, 3, or 4.

System action

The program terminates.

Programmer response

Use the information in the abend dump to determine if DFSORT, a calling program, or a user exit caused the abend, and take appropriate action.

For system abends, see the appropriate systems codes document.

User abends are program specific. If *Unnnn* is reported in the message, *nnnn* in the range 1000-1675 or 2222 may or may not have been issued by DFSORT. *nnnn* outside that range was not issued by DFSORT.

ICE186A **DFSORT CONTINUED AFTER
ERROR AND OUTPUT IS USABLE**

Explanation

Critical. An error was detected or an abend occurred; however, the sort, copy, or merge was completed successfully. The SORTOUT data was written successfully or an E35 user exit disposed of all of the output records. The SORTOUT data set written by DFSORT was closed successfully.

System action

The program terminates with the abend code.

Programmer response

The SORTOUT data set can be used (provided the system did not delete it) even though the program terminated abnormally. Because of the error, one of the following DFSORT functions was not completed successfully:

- The writing of final and statistical messages
- The writing of an SMF record, if appropriate
- The calling of a termination exit, if present
- The closing of data sets, releasing of space, and other cleanup functions.

**ICE187I DFSORT SVC LEVEL
INCOMPATIBLE WITH DFSORT
PROGRAM LEVEL**

Explanation

The running level of DFSORT did not match the installed level of the DFSORT SVC. This incompatibility had no effect on the DFSORT run if the SVC was not needed. If the SVC was needed, the run could have terminated with a system abend code of 56D or other failure. DFSORT uses the SVC with certain disk devices and to write the SMF record. See [z/OS DFSORT Installation and Customization](#) for more information about installing the SVC. Message ICE816I was also printed if DFSORT abended trying to call the SVC.

System action

Processing continues.

Programmer response

Ask your system programmer to check that the DFSORT SVC is installed properly for this level of DFSORT and that the correct routing code for the SVC is selected. If necessary, rerun the job with a SORTDIAG DD dummy statement to get message ICE816I.

**ICE188I DATA SPACE STORAGE USED = nK
BYTES**

Explanation

n is the number of Kilobytes of data space storage used during this sort. If n is zero, data space storage was not used.

System action

None.

Programmer response

None.

**ICE189A BLOCKSET REQUIRED BUT COULD
NOT BE USED - REASON CODE IS
rsn**

Explanation

Critical. DFSORT's primary technique, Blockset, could not be used due to the reason indicated by reason code *rsn*, the meaning of which is documented in message ICE800I.

Blockset was required to handle one of the following situations which cannot be handled by DFSORT's secondary techniques:

- LOCALE processing
- Unicode data formats (UTF8/UTF16/UTF32) processing
- OUTFIL processing
- JOINKEYS processing
- MERGEIN processing
- Y2x, Y2xx, Y4x, PD0, FS, CSF, UFF, or SFF format
- PARSE, OVERLAY, FINDREP, IFTHEN, or IFOUTLEN processing
- JPN"string" in EXEC PARM (where n is 0-9)
- INREC or OUTREC processing with one of the following:
 - p,m,HEX
 - p,HEX
 - p,m,TRAN=keyword
 - p,TRAN=keyword
 - p,m,f
 - p,m,lookup
 - p,m,JFY=(...)
 - p,m,SQZ=(...)
 - %nnnn, %nn or %n
 - SEQNUM
 - DATE1, DATE1(c), DATE1P, DATE2, DATE2(c), DATE2P, DATE3, DATE3(c), DATE3P, or +n and -n variations (for example, DATE1-20 or DATE3P+20)
 - DATE4, DATE5, DATE, DATE=(abcd), DATENS=(abc), YDDD=(abc) or YDDDNS=(ab)

- TIME1, TIME1(c), TIME1P, TIME2, TIME2(c), TIME2P, TIME3, TIME3P, TIME, TIME=(abc), or TIMENS=(ab)
- +n
- -n
- (...)
- A VSAM extended addressability data set
- To set the SORTOUT LRECL from the L3 length (without E35, INREC or OUTREC), the OUTREC length or the INREC length, with SOLRF in effect
- an FL format sort field with NOSZERO in effect
- VLLONG in effect and SORTOUT present
- VSAMEMT in effect for a sort or merge with VSAM input
- The same VSAM data set was specified for both input and output
- An HFS file was specified for input or output
- A tape data set with a block size greater than 32760 bytes was specified for input or output
- SDB=LARGE or SDB=INPUT was in effect and DFSORT selected a block size greater than 32760 bytes for a tape output data set
- VLSHRT in effect with a SUM statement
- Position plus length for a control field exceeded 4093
- Position plus length for a summary field exceeded 4093
- ICETOOL called DFSORT for DATASORT, SUBSET, or RESIZE processing
- ICETOOL called DFSORT for an operation involving SORTOUT, and NULLOUT=RC16 is in effect
- Db2 Utilities called DFSORT.
- INCLUDE or OMIT processing with NUM, UC, LC, MC, UN, LN or MN
- A 33 to 256 byte PD, ZD, CSL, CST, CLO, CTO, ASL or AST format merge field
- A 256 byte PD format sort field with NOSZERO in effect
- A program dynamically allocated DFSORT input, output or work data sets using the options for XTIOI, uncaptured UCBs, or DSAB above 16 megabyte virtual.
- DFSORT was called with the 64-bit invocation parameter list.

System action

The program terminates.

Programmer response

Correct the situation indicated by the reason code (rsn) so Blockset can be used. Alternatively, you can remove the source of the requirement to use Blockset. However, this will result in the use of a less efficient technique.

ICE190A **ddname DYNALLOC CALL FAILED**
- RETURN CODE x AND REASON CODE y

Explanation

Critical. For the data set with the associated ddname, the DYNALLOC SVC failed while attempting to obtain the pathname for an HFS file, or while attempting to determine if the data set was an HFS data set. x and y are the return code and reason code, respectively, from the DYNALLOC SVC.

System action

The program terminates.

Programmer response

Refer to the explanation for DYNALLOC Return Codes in *z/OS MVS Programming: Authorized Assembler Services Guide* for more information about the indicated return code and reason code. If possible, take appropriate action.

ICE191I **DFSORT SVC NOT AVAILABLE**
- PERFORMANCE MAY BE DEGRADED

Explanation

An input, output, or work data set was on a cached disk control unit, but the DFSORT SVC was either not installed on the system or installed incorrectly. DFSORT did not use its SVC to set the optimal caching mode for the data set, which could have lengthened DFSORT's elapsed time. Message ICE816I was also printed if DFSORT abended while trying to call the SVC.

System action

Processing continues.

Programmer response

Have your system programmer check to see that the DFSORT SVC has been installed properly for this level of the DFSORT program and that the correct routing code for the SVC has been selected. If necessary, rerun the job with a SORTDIAG DD dummy statement to get message ICE816I.

**ICE192I INVALID RETURN CODE FROM
EXIT Enn WAS ACCEPTED**

Explanation

User exit *Enn* (E15 or E35) inappropriately passed DFSORT a return code of 0, 4, 12 or 20. Because EXITCK=WEAK was in effect, the invalid return code was accepted and interpreted as a valid return code. See *z/OS DFSORT Application Programming Guide* for an explanation of how DFSORT interprets E15 and E35 return codes when EXITCK=WEAK is in effect.

This message is issued once for E15 if it passes one or more inappropriate return codes to DFSORT or once for E35 if it passes one or more inappropriate return codes to DFSORT.

System action

Processing continues.

Programmer response

None.

**ICE193I ICEAMx INVOCATION
ENVIRONMENT IN EFFECT -
ICEyyy ENVIRONMENT SELECTED**

Explanation

ICEAMx indicates the invocation installation environment in effect for this run as follows:

- ICEAM1 - batch JCL directly invoked environment
- ICEAM2 - batch program invoked environment
- ICEAM3 - TSO directly invoked environment
- ICEAM4 - TSO program invoked environment

ICEyyy indicates the time-of-day installation environment (ICETDx) or invocation installation environment (ICEAMx) selected for this run. The set of installation defaults for the selected installation environment are used for the run.

An ICETDx installation environment can be selected only if:

- It is specified by the ENABLE parameter of the ICEAMx installation environment in effect for the run-time environment, and
- It specifies a day and time range that includes the day and time of the run (as listed in DFSORT's ICE000I message)

If an ICETDx installation environment is not selected, the ICEAMx installation environment in effect for the run-time environment is selected.

Note: You can use ICETOOL's DEFAULTS operator to list merged PARMLIB/ICEMAC defaults in effect for each installation environment.

System action

None.

Programmer response

None.

**ICE195A OVERFLOW DURING SUMMATION
- RC=16**

Explanation

Critical. OVFL0=RC16 was in effect and a pair of summary fields overflowed.

System action

The program terminates.

Programmer response

Redesign the records so that summary fields do not overflow, or if possible, use INREC to increase the size of the summary fields (see *z/OS DFSORT Application Programming Guide*). Alternatively, specify the OVFL0=RC0 or OVFL0=RC4 run-time option to override OVFL0=RC16 so summary overflow will be allowed for this application.

**ICE196A SORTOUT LRECL OF x IS
DIFFERENT FROM SORTIN(NN)
LRECL OF y - RC=16**

Explanation

Critical. One of the following errors occurred:

- PAD=RC16 was in effect and the SORTOUT LRECL (x) was larger than the SORTIN/SORTINnn LRECL (y)
- TRUNC=RC16 was in effect and the SORTOUT LRECL (x) was smaller than the SORTIN/SORTINnn LRECL (y).

System action

The program terminates.

Programmer response

Change the LRECL of SORTOUT or SORTIN/SORTINnn so that the LRECLs are equal. Alternatively, specify the PAD=RC0, PAD=RC4, TRUNC=RC0, or TRUNC=RC4 run-time option to override PAD=RC16 or TRUNC=RC16.

ICE197I **ONE OR MORE INCOMPLETE
SPANNED RECORDS DETECTED
AND ELIMINATED - RC=*n***

Explanation

The application was successfully processed, but one or more incomplete spanned records was detected. DFSORT set a return code of 0 or 4, as indicated by *n*, according to whether SPANINC=RC0 or SPANINC=RC4 was in effect.

System action

Processing continues and DFSORT passes back a return code of *n* unless it sets a higher return code for some other reason. Incomplete spanned records are eliminated and valid records are recovered.

Programmer response

If appropriate, specify the SPANINC=RC0, SPANINC=RC4, or SPANINC=RC16 run-time option to provide a different return code for this situation.

ICE198I **DEBUG EQUCOUNT CANNOT BE
USED WITHOUT WORK DATA SET**

Explanation

DEBUG EQUCOUNT was not used for this variable-length-record Blockset sort because no work data set was supplied.

System action

Processing continues. DEBUG EQUCOUNT is not used.

Programmer response

To use EQUCOUNT for this application, at least one work data set must be supplied.

ICE199I **MEMORY OBJECT STORAGE USED
AS MAIN STORAGE = *n*M BYTES**

Explanation

n is the number of megabytes of memory object storage DFSORT used as main storage during this sort. If *n* is zero, DFSORT did not use memory object storage as main storage during this sort.

System action

None.

Programmer response

None.

ICE200I **IDENTIFIER FROM CALLING
PROGRAM IS *cccc***

Explanation

cccc is the identifier passed by the calling program for this invocation of DFSORT.

System action

None.

Programmer response

If appropriate, use *cccc* to relate this set of DFSORT messages to the call to DFSORT that passed this identifier.

ICE201I **RECORD TYPE IS *x* - DATA STARTS
IN POSITION *y***

Explanation

Indicates whether DFSORT processes the input records as fixed-length (without an RDW) or variable-length (with an RDW).

- For fixed-length record processing, *x* is F and *y* is 1. Because the input records are processed without an RDW, the data starts in position 1. Positions in your control statements should be specified accordingly.
- For variable-length record processing, *x* is V and *y* is 5. Because the input records are processed with an RDW in positions 1-4, the data starts in position 5. Positions in your control statements should be specified accordingly.

System action

None.

Programmer response

None, unless you are using VSAM input, or supplying all input with an E15 or E32 exit, and the selected record type is not what you want DFSORT to use. In that case, specify RECORD TYPE=F or RECORD TYPE=V as appropriate.

ICE202I **SYSUT2 LRECL OF *x* IS DIFFERENT
FROM SYSUT1 LRECL OF *y* - RC=*n***

Explanation

The ICEGENER application was successfully processed, but the SYSUT2 LRECL (*x*) and SYSUT1

LRECL (y) were not equal. ICEGENER set a return code of 0 or 4 as indicated by n. ICEGENER only set a return code of 4 if:

- Installation option GNPAD=RC4 was specified and x was larger than y (LRECL padding), or
- Installation option GNTRUNC=RC4 was specified and x was smaller than y (LRECL truncation).

System action

Processing continues and ICEGENER passes back a return code of n unless it sets a higher return code for some other reason.

Programmer response

If appropriate, change the LRECL of SYSUT1 or SYSUT2 so that the LRECLs are equal.

ICE203I	ONE OR MORE RECORDS HAD SHORT SUM FIELDS
----------------	---

Explanation

The application was successfully processed, but one or more records had short SUM summary fields, that is, a summary field extended beyond the end of the variable-length record.

System action

Records with short summary fields are excluded from summation, that is, if either one of a pair of records being summed has a short SUM field, the records are left unsummed and neither record is deleted.

Programmer response

If records with short summary fields have equal control fields and summation of these records is required, redesign the records to eliminate short summary fields.

ICE204A	INCOMPLETE SPANNED RECORD DETECTED ON <i>ddname</i> - RC=16
----------------	--

Explanation

Critical. SPANINC=RC16 was in effect and a spanned record in the indicated data set was incomplete.

System action

The program terminates.

Programmer response

Delete all incomplete spanned records from the indicated data set. Alternatively, specify the SPANINC=RC0 or SPANINC=RC4 run-time option to override SPANINC=RC16; DFSORT can then eliminate incomplete spanned records and recover valid records for this application.

ICE205A	CONTROL WAS NOT PASSED TO ICETEXIT
----------------	---

Explanation

Critical. Control was not passed to ICETEXIT because an error occurred while collecting statistical information for the termination installation exit (ICETEXIT).

System action

The program terminates.

Programmer response

Notify your system programmer of the problem.

ICE206A	NO RECORDS FOR THE SORTOUT DATA SET - RC=16
----------------	--

Explanation

Critical. NULLOUT=RC16 was in effect, but there were no records for the SORTOUT data set, as indicated by an OUT count of 0 in message ICE054I.

System action

The program terminates.

Programmer response

Change the application to produce records for the SORTOUT data set. Alternatively, specify the NULLOUT=RC0 or NULLOUT=RC4 run-time option to override NULLOUT=RC16.

ICE209A	NO DATA RECORDS FOR AN OUTFIL DATA SET - RC=16
----------------	---

Explanation

Critical. NULLOFL=RC16 was in effect for one or more OUTFIL data sets for which there were no data records, as indicated by a DATA count of 0 in message ICE227I for those OUTFIL data sets.

System action

The program terminates.

Programmer response

Change the application to produce records for the relevant OUTFIL data sets (which you can identify by a DATA count of 0 in message ICE227I). Alternatively, specify the NULLOFL=RC0 or NULLOFL=RC4 run-time option on the relevant OUTFIL statements to override NULLOFL=RC16.

ICE210I **xxxx USED, LRECL = n, BLKSIZE = n, TYPE = t [(SDB)]**

Explanation

Gives attribute and access method information for the OUTFIL data set with the indicated ddname, as follows:

- xxxx shows the access method used: EXCP, BSAM, or VSAM.
- LRECL=n shows the logical record length.
- BLKSIZE=n shows the block size (non-VSAM) or control interval size (VSAM).
- TYPE=t shows the record format where t is one or more of the following format indicators:
 - F - fixed-length records
 - V - EBCDIC or ASCII variable-length records
 - B - blocked records
 - S - standard for fixed-length records or spanned for variable-length records
 - A - ANSI control characters
- (SDB) shows that the system-determined optimum block size was used.

System action

None.

Programmer response

None.

ICE211I **OLD OUTFIL STATEMENT PROCESSING USED**

Explanation

This OUTFIL statement did not have any of the following operands: FNAMES, FILES, STARTREC, ENDREC, SAMPLE, INCLUDE, OMIT, SAVE, PARSE, OUTREC, BUILD, VTOF, CONVERT, VLFILL, OVERLAY, IFTHEN, FTOV, VLTRIM, VLTRAIL,

REPEAT, SPLIT, SPLITBY, SPLIT1R, NULLOFL, LINES, HEADER1, TRAILER1, HEADER2, TRAILER2, SECTIONS, NODETAIL, BLKCCH1, BLKCCH2, BLKCCT1, REMOVECC, ACCEPT or IFTRAIL. For compatibility, this OUTFIL statement was treated as an "old" OUTFIL statement and all of its operands were ignored.

System action

Processing continues, but OUTFIL data sets are not associated with this OUTFIL statement. If the Blockset technique is not selected, control statement errors could result from continuation of this OUTFIL statement.

Programmer response

None, unless this is not an old OUTFIL statement, in which case valid operands from the list shown in the Explanation should be specified.

ICE212A **MATCH NOT FOUND FOR {*INREC|*OUTREC|ddname} IFTHEN n CHANGE FIELD: {POSITION p|PARSE x}**

Explanation

Critical. In the FIELDS, BUILD, OVERLAY, IFTHEN BUILD or IFTHEN OVERLAY operand of an INREC or OUTREC statement, or the OUTREC, BUILD, OVERLAY, IFTHEN BUILD or IFTHEN OVERLAY operand of an OUTFIL statement, a CHANGE parameter was specified without a NOMATCH parameter and a fixed field (p,m) value or parsed field (%x) value did not match any of the find constants.

POSITION *p* indicates that a fixed field (p,m) did not match any of the find constants. *p* is the starting position of the input field. PARSE *x* indicates that a parsed field (%x) did not match any of the find constants.

The specific cause of the error is identified as follows:

- *INREC and n=0 indicates that a change field in the FIELDS, BUILD or OVERLAY operand of the INREC statement caused the error.
- *OUTREC and n=0 indicates that a change field in the FIELDS, BUILD or OVERLAY operand of the OUTREC statement caused the error.
- ddname and n=0 indicates that a change field in the OUTREC, BUILD or OVERLAY operand of an OUTFIL statement caused the error. ddname identifies the first data set in the associated OUTFIL group.
- *INREC and n>0 indicates that a change field in an IFTHEN BUILD or IFTHEN OVERLAY operand of the INREC statement caused the error. n identifies the number of the associated IFTHEN clause (starting

at 1 for the first IFTHEN clause in the INREC statement).

- *OUTREC and n>0 indicates that a change field in an IFTHEN BUILD or IFTHEN OVERLAY operand of the OUTREC statement caused the error. *n* identifies the number of the associated IFTHEN clause (starting at 1 for the first IFTHEN clause in the OUTREC statement).
- *ddname* and n>0 indicates that a change field in an IFTHEN BUILD or IFTHEN OVERLAY operand of an OUTFIL statement caused the error. *ddname* identifies the first data set in the associated OUTFIL group. *n* identifies the number of the associated IFTHEN clause (starting at 1 for the first IFTHEN clause in the OUTFIL statement).

System action

The program terminates when the first change field is encountered for which a match is not found.

Programmer response

Correct the lookup table specified with the CHANGE parameter, or use the NOMATCH parameter to specify a constant, input field, or parsed field to be used as the output field if a match is not found. The use of a constant such as NOMATCH=(C'**') can be helpful in identifying all fixed field values or parsed field values for which a match is not found.

ICE213A	INVALID OUTFIL STATEMENT OPERAND
----------------	---

Explanation

Critical. An OUTFIL control statement contained an invalid keyword operand.

System action

The program terminates.

Programmer response

Make sure that the OUTFIL control statement does not contain an invalid keyword operand.

ICE214A	DUPLICATE, CONFLICTING, OR MISSING OUTFIL STATEMENT OPERANDS
----------------	---

Explanation

Critical. One of the following errors was found in an OUTFIL statement:

- An operand, other than IFTHEN, was specified twice.

Example:

```
OUTFIL REPEAT=5,REPEAT=10
```

- INCLUDE and OMIT, INCLUDE and SAVE, or OMIT and SAVE were specified.

Example:

```
OUTFIL INCLUDE=ALL,SAVE
```

- VTOF and CONVERT were specified.

Example:

```
OUTFIL VTOF,CONVERT
```

- FTOV and VTOF, FTOV and CONVERT, or FTOV and VLFILL were specified.

Example:

```
OUTFIL FTOV,VLFILL=C'*'
```

- PARSE, OUTREC, BUILD, OVERLAY or FINDREP was specified with IFTHEN or IFOUTLEN.

Example:

```
OUTFIL FINDREP=(IN=C'ONE',OUT=C'TWO'),
IFTHEN=(WHEN=INIT,OVERLAY=(25:C'YES'))
```

- OUTREC and BUILD, OUTREC and OVERLAY, OUTREC and FINDREP, BUILD and OVERLAY, BUILD and FINDREP, or OVERLAY and FINDREP were specified.

Example:

```
OUTFIL BUILD=(1,20),OVERLAY=(10:C'A')
```

- IFTRAIL was specified with HEADER1, TRAILER1, HEADER2, TRAILER2, SECTIONS, NODetail, LINES, SPLIT, SPLITBY, SPLIT1R, REPEAT, FTOV, VTOF, VLTRIM or VLFILL.

Example:

```
OUTFIL REPEAT=100,
IFTRAIL=(TRLID=(1,1,CH,EQ,C'T'),
TRLUPD=(21:COUNT=(M11,LENGTH=5)))
```

- For an IFTHEN clause, WHEN was not specified.

Example:

```
OUTFIL IFTHEN=(OVERLAY=(10:C'A'))
```

- For an IFTHEN clause, WHEN=INIT, WHEN=(logexp), or WHEN=NONE was specified without PARSE, BUILD, OVERLAY, or FINDREP.

Example:

```
OUTFIL
IFTHEN=(WHEN=(5,1,CH,EQ,C'1'),HIT=NEXT)
```


- For an IFTHEN clause, WHEN=GROUP was specified without BEGIN, KEYBEGIN, END or RECORDS, or without PUSH

Example:

```
OUTFIL IFTHEN=(WHEN=GROUP,
  BEGIN=(9,2,CH,EQ,C'NO'))
```

- For an IFTHEN clause, WHEN=(logexp), WHEN=ANY, or WHEN=NONE was specified with PARSE, but without BUILD, OVERLAY, or FINDREP.

Example:

```
OUTFIL IFTHEN=(WHEN=NONE,
  PARSE=(%01=(FIXLEN=5,ENDBEFR=BLANKS)))
```

- For an IFTHEN clause, WHEN=INIT, WHEN=(logexp), WHEN=ANY, or WHEN=NONE was specified with BEGIN, KEYBEGIN, END, RECORDS or PUSH.

Example:

```
OUTFIL IFTHEN=(WHEN=INIT,PUSH=(9:5,8))
```

- For an IFTHEN clause, WHEN=GROUP was specified with PARSE, BUILD, OVERLAY or FINDREP.

Example:

```
OUTFIL IFTHEN=(WHEN=GROUP,BUILD=(9:5,8))
```

- For an IFTHEN clause, WHEN=INIT and BUILD with / were specified

Example:

```
OUTFIL IFTHEN=(WHEN=INIT,BUILD=(1,25,/,26,25))
```

- For an IFTHEN clause, BUILD with / and HIT=NEXT were specified.

Example:

```
OUTFIL IFTHEN=(WHEN=(21,1,CH,EQ,C'AA'),
  BUILD=(1,25,/,26,25),HIT=NEXT)
```

- An IFTHEN clause with WHEN=INIT was preceded by an IFTHEN clause with WHEN=(logexp), WHEN=ANY or WHEN=NONE.

Example:

```
OUTFIL IFTHEN=(WHEN=(5,2,CH,EQ,C'AA'),
  OVERLAY=(10:C'A')),
  IFTHEN=(WHEN=INIT,BUILD=(1,80))
```

- An IFTHEN clause with WHEN=GROUP was preceded by an IFTHEN clause with WHEN=(logexp), WHEN=ANY or WHEN=NONE.

Example:

```
OUTFIL IFTHEN=(WHEN=(5,2,CH,EQ,C'AA'),
  OVERLAY=(10:C'A')),
```

```
IFTHEN=(WHEN=GROUP,RECORDS=3,
  PUSH=(8:SEQ=2))
```

- An IFTHEN clause with WHEN=NONE was followed by an IFTHEN clause with WHEN=INIT, WHEN=WHEN=(logexp), or WHEN=ANY.

Example:

```
OUTFIL IFTHEN=(WHEN=NONE,OVERLAY=(10:C'A')),
  IFTHEN=(WHEN=ANY,BUILD=(1,80))
```

- The first IFTHEN clause with WHEN=ANY was not preceded by an IFTHEN clause with WHEN=(logexp).

Example:

```
OUTFIL IFTHEN=(WHEN=INIT,OVERLAY=(10:C'A')),
  IFTHEN=(WHEN=ANY,BUILD=(1,80))
```

- An IFTHEN clause with WHEN=ANY and without HIT=NEXT was followed by an IFTHEN clause with WHEN=ANY.

Example:

```
OUTFIL IFTHEN=(WHEN=(5,1,CH,EQ,C'1'),
  OVERLAY=(10:C'A'),HIT=NEXT),
  IFTHEN=(WHEN=(5,1,CH,EQ,C'2'),
  OVERLAY=(10:C'B'),HIT=NEXT),
  IFTHEN=(WHEN=ANY,OVERLAY=(28:C'ABC')),
  IFTHEN=(WHEN=ANY,BUILD=(1,80))
```

System action

The program terminates.

Programmer response

Check the OUTFIL control statement for the errors indicated in the explanation and correct the errors.

ICE215A

SPECIFIED FEATURE IS ONLY SUPPORTED BY OUTFIL STATEMENT

Explanation

Critical. One of the following, which is supported only by the OUTFIL control statement, was specified on an INREC or OUTREC control statement:

- A / in a FIELDS, BUILD, or IFTHEN BUILD operand
- A VTOF or CONVERT operand
- An FTOV operand
- A VLFILL=byte operand
- A VLTRIM=byte operand

System action

The program terminates.

Programmer response

If a / was specified, use a / in a BUILD or IFTHEN BUILD operand in an OUTFIL statement instead. If a VTOF, CONVERT, or VLFILL=byte operand was specified, use the same operand and BUILD in an OUTFIL statement instead. For example:

```
OUTFIL BUILD=(1,60),FTOV
```

If an FTOV or VLTRIM=byte operand was specified, use the same operand and BUILD or IFTHEN BUILD in an OUTFIL statement instead. For example:

```
OUTFIL VLTRIM=X'40',
IFTHEN=(WHEN=(5,1,CH,EQ,C'A'),BUILD=(1,40,45))
```

- E15 indicates that an E15 exit passed a variable-length record with a length greater than the L2 value specified or defaulted
- E32 indicates that an E32 exit passed a variable-length record with a length greater than the L1 value specified or defaulted
- E35 indicates that an E35 exit passed a variable-length record with a length greater than the L3 value specified or defaulted

System action

The program terminates.

Programmer response

If variable-length records longer than the LRECL of the SORTOUT or OUTFIL data set are acceptable (for example, if you added bytes at the end with VLTRAIL=string), increase the LRECL of the SORTOUT or OUTFIL data set so it is equal to or greater than the largest record to be written.

If variable-length records are longer than the LRECL of the SORTOUT or OUTFIL data set and you want to truncate long records to the LRECL, use the VLLONG option. Keep in mind that the use of VLLONG causes data at the end of long records to be lost.

If variable-length output records are longer than 32757 bytes for the SORTOUT or OUTFIL data set, you can specify an LRECL up to 32767 bytes if you also specify RECFM=VBS.

If variable-length records are longer than the LRECL of the OUTFIL data set, you may be able to use the VLTRIM=byte parameter of the OUTFIL statement to shorten them. For example, VLTRIM=C' ' will remove trailing blanks from the records.

If variable-length output records are longer than the LRECL of the SORTIN data set, the first data set in the concatenation does not have the largest LRECL as required. Either specify the data set with the largest LRECL first in the SORTIN concatenation, or specify LRECL=n as a parameter on the SORTIN DD statement where n is equal to or greater than the length of the longest record.

If variable-length records from an E15, E32, or E35 exit are longer than the corresponding Ln value, correct the RDW or Ln value, as appropriate.

You can use the ICETOOL STATS operator with ON(VLEN) to show the length of the longest variable-length record. You can use the ICETOOL DISPLAY operator with ON(VLEN) to show the length of each variable-length record.

ICE216A TOTAL LENGTH OF CONTROL FIELDS AND SUM FIELDS IS TOO LONG

Explanation

Critical. The total length of the SORT or MERGE control fields and SUM summary fields is too long for DFSORT to process, or the complexity of the application caused dynamic areas to exceed the storage allowed for them. Note that locale processing can significantly decrease the total length of the SORT or MERGE fields DFSORT can process.

System action

The program terminates.

Programmer response

Remove one or more control fields or summary fields, or make them shorter.

ICE217A n BYTE VARIABLE RECORD IS LONGER THAN m BYTE MAXIMUM FOR {ddname|E15|E32|E35}

Explanation

Critical. A variable-length record was larger than the maximum length specified or defaulted. The values shown in the message are as follows:

- *n* is the length of the variable-length record
- *m* is the maximum length specified or defaulted
- *ddname* indicates that the variable-length record, read from a SORTIN (sort or copy) or SORTINnn (merge) data set or to be written to the SORTOUT or OUTFIL data set, had a length greater than the LRECL specified or defaulted. For SORTINnn, SORTIN, SORTOUT, or OUTFIL, the actual ddname is shown.

ICE218A ***n* BYTE VARIABLE RECORD IS SHORTER THAN *m* BYTE MINIMUM FOR [*ddname*] FIELDS**

Explanation

Critical. A variable-length record was shorter than 4 bytes, or was too short to contain all specified fields. The values shown in the message are as follows:

- *n* is the length of the variable-length record
- *m* is 4 or the minimum length needed for all fields specified
- if *ddname* is blank, the short record was detected during non-OUTFIL processing. Otherwise, the first data set in the OUTFIL group for which the short record was detected is indicated by *ddname*.

System action

The program terminates.

Programmer response

If a variable-length record was too short to contain all INREC, OUTREC, or OUTFIL fields, use an INREC or OUTREC statement with operands OVERLAY or IFTHEN as appropriate, or an OUTFIL statement with operands OVERLAY, IFTHEN, or BUILD and VLFILL=C 'x' or VLFILL=X 'yy' as appropriate, to prevent DFSORT from terminating.

If the variable-length record was too short to contain all SORT, MERGE, or SUM fields, use the VLSHRT option to prevent DFSORT from terminating.

If a variable-length record was too short to contain all INCLUDE or OMIT fields, use the VLSCMP or VLSHRT option to prevent DFSORT from terminating.

This message can be issued in the JOINKEYS F1 or F2 subtask for an INCLUDE or OMIT statement specified in JNFnCNTL or for an INCLUDE or OMIT operand specified on a JOINKEYS statement. An INCLUDE or OMIT statement specified in JNFnCNTL will be displayed in the subtask. An INCLUDE or OMIT operand specified on a JOINKEYS statement will be displayed in the main task. If you specify an INCLUDE or OMIT statement in JNFnCNTL, you can also specify VLSCMP in JNFnCNTL if appropriate. If you specify an INCLUDE or OMIT operand on the JOINKEYS statement, you can specify VLSCMP in DFSPARM if appropriate.

See the Programmer Response for message ICE015A for additional information.

ICE219I **DUPLICATE DDNAME *ddname* IGNORED**

Explanation

The indicated *ddname* was specified previously in an OUTFIL statement in this source. The OUTFIL specifications are not used for this *ddname*, although they may be used for other *ddnames* in this OUTFIL statement that have not been previously specified in this source.

This message is only printed for the first 128 duplicate *ddnames* found.

System action

Processing continues. The first OUTFIL *ddname* encountered in a source is used (unless overridden by the use of the same *ddname* in an OUTFIL statement in a higher source).

Programmer response

No action is necessary if the OUTFIL processing specified for the duplicate *ddname* is not needed. Otherwise, correct the *ddname* conflicts.

ICE220A ***ddname* COULD NOT BE USED - REASON CODE IS *rsn***

Explanation

Critical. The OUTFIL data set associated with the indicated *ddname* could not be processed. *rsn* is the reason code associated with the error. The reason code helps you determine the specific cause of the error. Reason code values (*rsn*) are as follows:

- 1 An attempt to OPEN the OUTFIL tape data set to retrieve its attributes failed.
- 2 The OUTFIL data set resided on an unsupported device.
- 3 An attempt to read the DSCB for the OUTFIL data set failed.
- 4 The OUTFIL data set was BDAM.

System action

The program terminates.

Programmer response

Correct the situation indicated by the reason code (*rsn*).

ICE221A **INVALID FIELD OR CONSTANT IN {*INCLUDE|*OMIT|*INREC|**

***OUTREC{ddname} IFTHEN *n*
CONDITION *m***

Explanation

Critical. An error was detected in a COND, INCLUDE, OMIT, TRILID, or IFTHEN WHEN, BEGIN or END operand. The specific cause of the error is identified as follows:

- *INCLUDE indicates that the COND operand of the INCLUDE statement, or an INCLUDE operand of a JOINKEYS statement, caused the error. *n* is 0.
- *OMIT indicates that the COND operand of the OMIT statement, or an OMIT operand of a JOINKEYS statement, caused the error. *n* is 0.
- *ddname* and *n*=0 indicates that the INCLUDE, OMIT, or TRILID operand of an OUTFIL statement caused the error. *ddname* identifies the first data set in the associated OUTFIL group.
- *INREC indicates that an IFTHEN WHEN, BEGIN or END operand of the INREC statement caused the error. *n* identifies the number of the associated IFTHEN clause (starting at 1 for the first IFTHEN clause in the INREC statement).
- *OUTREC indicates that an IFTHEN WHEN, BEGIN or END operand of the OUTREC statement caused the error. *n* identifies the number of the associated IFTHEN clause (starting at 1 for the first IFTHEN clause in the OUTREC statement).
- *ddname* and *n*>0 indicates that an IFTHEN WHEN, BEGIN or END operand of an OUTFIL statement caused the error. *ddname* identifies the first data set in the associated OUTFIL group. *n* identifies the number of the associated IFTHEN clause (starting at 1 for the first IFTHEN clause in the OUTFIL statement).

One of the following errors was detected:

- the length for a field with a format other than SS was greater than 256
- the length for a PD field not used with NUM was 256
- the length for a PD0 field was less than 2 or greater than 8
- the length for a CSF or FS field not used with NUM was greater than 32
- the length for a UFF or SFF field was greater than 44
- the length for a CSL, CST, ASL, or AST field was 1
- the decimal constant for an FI field was greater than +9223372036854775807 or less than -9223372036854775808
- the decimal constant for a BI field was greater than 18446744073709551615 or less than +0

- the number of digits (including leading zeros) in the decimal constant for an FI or BI field was greater than 31
- the length for a Y2 field was not 2 for Y2C, Y2Z, Y2P or Y2S, or 1 for Y2D or Y2B, or 3–6 for Y2T or Y2W, or 2–3 for Y2U or Y2X, or 3–4 for Y2V or Y2Y
- a Y2 field was compared to another Y2 field with a different number of non-year digits
- a Y2 field was compared to a Y constant with a different number of non-year digits
- a Y2 field other than Y2S, Y2T or Y2W was compared to Y'LOW', Y'BLANKS' or Y'HIGH'
- a Y2 field was compared to a constant that was not a Y constant.

m indicates the number of the relational condition in which the error was found (starting at 1 for the first relational condition). For example, in

```
INCLUDE COND=(5,2,CH,EQ,8,2,CH,OR,
11,257,BI,EQ,301,257,BI)
```

the second relational condition (after the OR) has the error described in the first bullet above, so *m* is 2.

System action

The program terminates.

Programmer response

Correct the field length or constant in error in relational condition *m*.

ICE222A	<i>n</i> BYTE FIXED RECORD LENGTH IS NOT EQUAL TO <i>m</i> BYTE LRECL FOR <i>ddname</i>
----------------	--

Explanation

Critical. The LRECL specified or retrieved for the fixed-length OUTFIL data set was not equal to the computed length of the output records for that data set. You cannot use the LRECL value to pad the OUTFIL records or to truncate the records produced by BUILD, OUTREC, OVERLAY, FINDREP, IFTHEN BUILD, IFTHEN OVERLAY, IFTHEN FINDREP or IFTHEN PUSH operand processing. The values shown in the message are as follows:

- *n* is the computed length of the output records for the OUTFIL group
- *m* is the specified or retrieved LRECL of the OUTFIL data set
- *ddname* indicates the OUTFIL data set for which padding or truncation was required

System action

The program terminates.

Programmer response

Take one of these actions as appropriate:

- Do not set the LRECL explicitly. Instead, let DFSORT set the LRECL to the computed record length.
- If you are using IFTHEN operands, specify IFOUTLEN=m. (Remember to allow an extra byte for OUTFIL report data sets for the ANSI carriage control character unless you specify the REMOVECC operand.)
- If you are not using IFTHEN operands, ensure that the computed length for the BUILD, OVERLAY, or FINDREP operand, or the specified MAXLEN length for the FINDREP operand, is equal to m. (Remember to allow an extra byte for OUTFIL report data sets for the ANSI carriage control character unless you specify the REMOVECC operand.)

ICE223A REPORT FIELD ERROR

Explanation

Critical. The LINES, HEADER1, TRAILER1, HEADER2, TRAILER2, or SECTIONS parameter of an OUTFIL statement contained an invalid column, report element, position, length, format, keyword, pattern, sign, or constant. Some common errors are :

- A 0 value was used.
- A null value was used where it was not permitted.
- A null string, pattern, or sign was used.
- A column was greater than 32752, preceded / or n/ (new line), or was followed by another column.
- A column overlapped the previous output field in the report record (a missing new line (/ or n/) to end the current report record and start the next one can cause this error).
- A position plus length was greater than 32753.
- DATE=(abcd) or DATENS(abc) was specified with a, b or c not M, D, Y or 4, with M, D, Y or 4 specified more than once, or with Y and 4 both specified.
- YDDD=(abc) or YDDDNS=(ab) was specified with a or b not D, Y or 4, with D, Y or 4 specified more than once, or with Y and 4 both specified.
- TIME=(abc) or TIMENS=(ab) was specified with ab not 12 or 24.
- The length for an input field was greater than 32752 bytes.
- The length for a section break field was greater than 256 bytes.

- A repetition factor was greater than 4095 for a blank, character string, or hexadecimal string report element, or greater than 255 for a blank lines report element or a section skip line count.
- A character or hexadecimal constant was longer than 256 bytes.
- An invalid digit or an odd number of digits was specified for a hexadecimal string.
- The length for a statistics field was greater than 8 for BI or FI, 16 for PD, 31 for ZD, 32 for CSF/FS, or 44 for UFF or SFF.
- The length for a statistics field was not 4 or 8 for FL.
- More than 31 digits or 44 characters were specified in an edit pattern.
- SIGNz (where z is not S) was specified with Mn or without EDIT or EDxy.
- x, y, or z in EDxy or SIGNz were the same character.
- The value for LENGTH was greater than 44.
- The value for LINES was greater than 255.
- A section break field was not followed by SKIP, HEADER3, or TRAILER3.
- A statistics field was specified in HEADER1, HEADER2, or HEADER3.
- HEADER3, TRAILER3, SKIP, or PAGEHEAD was specified more than once after a section break field.

System action

The program terminates.

Programmer response

Correct the invalid value.

ICE224A ddname CANNOT BE USED FOR A REPORT - RECFM WITHOUT 'A' SPECIFIED, OR VSAM DATA SET

Explanation

Critical. The OUTFIL report specified for the OUTFIL data set associated with *ddname* cannot be produced because either:

- the OUTFIL data set is VSAM, or
- the record format specified or retrieved for the OUTFIL data set does not contain 'A' (ANSI carriage control characters).

System action

The program terminates.

Programmer response

If the OUTFIL data set is VSAM, it cannot be used for a report. If the OUTFIL data set is non-VSAM, take one of the following actions:

- Let DFSORT set the RECFM appropriately.
- Specify a RECFM that includes 'A'.
- Specify the REMOVECC parameter on the OUTFIL statement so 'A' is not needed in the RECFM.

ICE225A *ddname* : LRECL = *n* IS INVALID

Explanation

Critical. The specified or computed LRECL (*n*), for the OUTFIL data set associated with *ddname*, is invalid for one of the following reasons:

- LRECL=X was specified (*n* will be 32768)
- *n* is less than the minimum allowed: 1 (not a report) or 2 (report) for a fixed-length record data set or 5 (not a report) or 6 (report) for a variable-length record data set
- *n* is greater than the maximum allowed: 32760 for a fixed-length record data set, 32756 for a variable-length record data set, 32767 for a spanned record data set or 32752 for a VSAM variable-length record data set

System action

The program terminates.

Programmer response

If LRECL=X was specified, specify the actual maximum LRECL instead. If the LRECL is less than the minimum allowed, increase it. If the LRECL is greater than the maximum allowed, decrease it.

ICE226A *BLKSIZE* = *n* IS INVALID (LRECL = *m*)

Explanation

Critical. The specified or computed block size (*n*), for the OUTFIL data set associated with *ddname*, is invalid for one of the following reasons (*m* is the associated LRECL):

- *n* is less than the minimum allowed: 1 (not a report) or 2 (report) for a fixed-length record data set or 9 (not a report) or 10 (report) for a variable-length record data set
- *n* is less than *m* for a fixed-length record data set
- *n* is not a multiple of *m* for a fixed-length record data set

- *n* is not equal to *m* for an unblocked fixed-length record data set
- *n* is less than *m* + 4 for a variable-length record data set
- *n* is greater than the track capacity of the device on which the data set resides

System action

The program terminates.

Programmer response

Change the block size to a valid value.

ICE227I *ddname* : DELETED = *n*, REPORT = *n*, DATA = *n*

Explanation

For the OUTFIL data set associated with *ddname*, lists the number of OUTFIL input records deleted (that is, not written to this data set) and the number of report and data records written.

System action

None.

Programmer response

None.

ICE228I *ddname* : TOTAL IN = *n*, TOTAL OUT = *n*

Explanation

For the OUTFIL data set associated with *ddname*, lists the number of OUTFIL input records and the number of OUTFIL output records (report plus data) written.

System action

None.

Programmer response

None.

ICE229A *ddname* : LINES = *n* IN EFFECT, BUT *m* LINES REQUIRED

Explanation

Critical. For the OUTFIL group whose first data set is associated with *ddname*, the value specified or defaulted for LINES (*n*) is too low to contain the number of lines (*m*) required for the maximum of:

- The HEADER1 lines
- The TRAILER1 lines
- The sum of all lines for HEADER2, TRAILER2, HEADER3s, and TRAILER3s, and the data lines and blank lines produced from an input record.

System action

The program terminates.

Programmer response

Set `LINES=n` to a value equal to or greater than *m*, or reduce the number of lines required.

ICE230A *n* BYTE HEADER/TRAILER
RECORD LENGTH EXCEEDS *m*
BYTE LRECL FOR *ddname*

Explanation

Critical. The specified, retrieved, or computed LRECL for the OUTFIL data set was less than the computed length for the report records for that data set. The values shown in the message are as follows:

- *n* is the computed length of the report records for the OUTFIL group
- *m* is the specified, retrieved, or computed LRECL of the OUTFIL data set
- *ddname* indicated the OUTFIL data set for the report

System action

The program terminates.

Programmer response

Use the BUILD, OVERLAY, IFTHEN, or IFOUTLEN operand to force a length for the data records that is longer than any report record, and either let DFSORT compute and set the LRECL, or ensure that the computed LRECL is equal to the existing or specified LRECL. (Remember to allow an extra byte in the LRECL for the ANSI carriage control character, unless you specify the REMOVECC parameter.)

For example, if your data records are 40 bytes, but your longest report record is 60 bytes, you could use an OVERLAY parameter such as:

```
OUTFIL HEADER1=(51:DATE=(4MD/)),OVERLAY=(80:X)
```

DFSORT will then set the LRECL to 81 (1 byte for the ANSI carriage control character plus 80 bytes for the length of the data records), and pad the data records with blanks on the right.

ICE231I **STORAGE USED FOR OUTFIL :**
BELOW 16M = *x*, ABOVE 16M = *y*

Explanation

Gives information related to the main storage used exclusively for OUTFIL processing. *x* is the storage used below 16 MB virtual and *y* is the storage used above 16 MB virtual.

System action

None.

Programmer response

None.

ICE232A *ddname*: SPLIT, SPLITBY, SPLIT1R
OR REPEAT CANNOT BE USED FOR
A REPORT

Explanation

Critical. For the OUTFIL group whose first data set is associated with *ddname*, a SPLIT, SPLITBY, SPLIT1R, or REPEAT parameter was specified along with one or more report parameters (LINES, HEADER1, TRAILER1, HEADER2, TRAILER2, SECTIONS or NODETAIL). The records of a report cannot be repeated, or split among a group of OUTFIL data sets.

Example:

```
OUTFIL FNAME=OUT,  
HEADER2=('Page ',PAGE),REPEAT=5
```

System action

The program terminates.

Programmer response

Remove either the SPLIT, SPLITBY, SPLIT1R, or REPEAT parameter or the report parameters.

ICE233A **OUTFIL STATEMENTS CANNOT BE
PASSED TO OR FROM AN EFS
PROGRAM**

Explanation

Critical. An OUTFIL statement was to be passed to an EFS program or an EFS program passed back an OUTFIL statement. DFSORT does not allow OUTFIL statements to be processed by an EFS program that requests them, and does not allow an EFS program to change other statements passed to it into OUTFIL statements.

System action

The program terminates.

Programmer response

Change the EFS program such that it does not request OUTFIL statements or change other statements it requests into OUTFIL statements.

ICE234A STARTREC, ENDREC, SAMPLE OR REPEAT VALUES ARE INCONSISTENT

Explanation

Critical. Specified values were inconsistent in one of the following ways:

- The *n* value of ENDREC=*n* is less than the *n* value of STARTREC=*n*. Example:

```
OUTFIL STARTREC=10,ENDREC=9
```

The *n* value of ENDREC=*n* must be equal to or greater than the *n* value of STARTREC=*n*. Examples:

```
OUTFIL STARTREC=10,ENDREC=10
```

to process record 10, or:

```
OUTFIL STARTREC=10,ENDREC=20
```

to process records 10-20.

- The *n* value of SAMPLE=*n* or SAMPLE=(*n*,*m*) is 1, which would result in processing every record instead of a sample of records. Example:

```
OUTFIL SAMPLE=1
```

The *n* value of SAMPLE=*n* or SAMPLE=(*n*,*m*) must be equal to or greater than 2. Examples:

```
OUTFIL SAMPLE=2
```

to process records 1,3, and so on, or:

```
OUTFIL SAMPLE=(10,2)
```

to process records 1, 2, 11, 12, and so on.

- The *n* value of REPEAT=*n* is 1, which would result in no repetitions. Example:

```
OUTFIL REPEAT=1
```

The *n* value of REPEAT=*n* must be equal to or greater than 2. Example:

```
OUTFILE REPEAT=5
```

to repeat each output record five times.

System action

The program terminates.

Programmer response

Specify consistent values for STARTREC, ENDREC, SAMPLE, and REPEAT.

ICE235I OPTIONS: NULLOUT=a

Explanation

Issued in conjunction with messages ICE127I through ICE133I and ICE236I to indicate the options in effect.

- a** 'RC0', 'RC4', or 'RC16'

See ICE133I for more information.

ICE236I OPTIONS: DYNAPCT=a,MOWRK=b,TUNE=c, EXPMAX=d,EXPOLD=d,EXPRES=d

Explanation

Issued in conjunction with messages ICE127I through ICE133I and ICE235I to indicate the options in effect.

- a** A decimal value representing a percentage, or 'OLD'
- b** 'Y' for YES; 'N' for NO
- c** 'STOR', 'DISK', 'DDYN', or 'OLD'
- d** A decimal value representing megabytes, a percentage, or 'MAX'

See ICE133I for more information.

ICE241A {*INREC|*OUTREC|ddname} IFTHEN *n* COLUMN OVERLAPS RECORD DESCRIPTOR WORD

Explanation

Critical. For variable-length record processing, the OVERLAY, IFTHEN OVERLAY, or IFTHEN PUSH operand of an INREC, OUTREC or OUTFIL statement specified an item that overlapped the record descriptor word (RDW). Only data bytes, which start at position 5 for variable-length records, can be overlaid. The specific cause of the error is identified as follows:

- *INREC and *n*=0 indicates that the OVERLAY operand of the INREC statement caused the error.

- *OUTREC and $n=0$ indicates that the OVERLAY operand of the OUTREC statement caused the error.
- *ddname* and $n=0$ indicates that the OVERLAY operand of an OUTFIL statement caused the error. *ddname* identifies the first data set in the associated OUTFIL group
- *INREC and $n>0$ indicates that an IFTHEN OVERLAY or IFTHEN PUSH operand of the INREC statement caused the error. n identifies the number of the associated IFTHEN clause (starting at 1 for the first IFTHEN clause in the INREC statement).
- *OUTREC and $n>0$ indicates that an IFTHEN OVERLAY or IFTHEN PUSH operand of the OUTREC statement caused the error. n identifies the number of the associated IFTHEN clause (starting at 1 for the first IFTHEN clause in the OUTREC statement).
- *ddname* and $n>0$ indicates that an IFTHEN OVERLAY or IFTHEN PUSH operand of an OUTFIL statement caused the error. *ddname* identifies the first data set in the associated OUTFIL group. n identifies the number of the associated IFTHEN clause (starting at 1 for the first IFTHEN clause in the OUTFIL statement).

The error is one of the following:

- c: was not specified for the first OVERLAY, IFTHEN OVERLAY, or IFTHEN PUSH item so the default of 1: was used for that item. Example:

```
OVERLAY=(C'ABC')
```

- c: was specified for an OVERLAY, IFTHEN OVERLAY, or IFTHEN PUSH item with a value for c which was less than 5. Example:

```
PUSH=(3:SEQ=5)
```

System action

The program terminates.

Programmer response

Specify c: with a value of 5 or more for the first OVERLAY, IFTHEN OVERLAY, or IFTHEN PUSH item. Ensure that c is 5 or more for any other c: values you specify. Example:

```
OVERLAY=(8:C'ABC',1,2,HEX,25:5C'*')
```

ICE242A Z/ARCHITECTURE MODE IS REQUIRED FOR THIS FUNCTION

Explanation

Critical. The indicated function cannot be used because it requires z/Architecture mode, but you are

running in ESA/390 mode. z/Architecture mode is required for the following functions:

- FL (hexadecimal floating-point) conversion to integer with the INREC, OUTREC or OUTFIL statement.
- FL (hexadecimal floating-point) conversion to integer with the DISPLAY operator.

System action

The program terminates.

Programmer response

A \$ marks the point at which the error was detected. Remove the function or switch to z/Architecture mode.

ICE243A PARSED FIELD DEFINITION ERROR

Explanation

Critical. The PARSE operand of an INREC, OUTREC or OUTFIL statement contained an invalid or incorrect definition for a parsed field. One of the following errors was found:

- More than 3 digits was specified for a parsed field definition (for example, %0001 instead of %1, %01 or %001). A parsed field must start with % and must have 1 digit, 2 digits, 3 digits or no digits.
- FIXLEN was not specified for %nnn, %nn or %n.
- FIXLEN, ABSPOS, ADDPOS, SUBPOS, REPEAT or PAIR was specified more than once.
- ABSPOS and ADDPOS, ABSPOS and SUBPOS, or ADDPOS and SUBPOS were specified.
- FIXLEN, ABSPOS, ADDPOS or SUBPOS was specified with a value of 0 or a value greater than 32752.
- REPEAT was specified with a value less than 2 or greater than 1000.
- The definition for %nnn included a REPEAT value which would result in a parsed field higher than %999 (for example, %998=(REPEAT=3,...)).
- A null string was used.
- A character or hexadecimal constant was longer than 256 bytes.
- An invalid digit or an odd number of digits was specified for a hexadecimal string.
- An invalid keyword was specified.

System action

The program terminates.

Programmer response

Check the PARSE operand for the errors indicated in the explanation and correct the errors.

ICE244A DUPLICATE PARSED FIELD DEFINITION

Explanation

Critical. A %nnn, %nn or %n parsed field was defined previously (for example, %03 was defined twice, %6 and %06 were both defined, or %15 and %015 were both defined). Each value for a parsed field from 0-999 must only be defined once in all PARSE operands of the INREC, OUTREC and OUTFIL statements. %n, %0n and %00n (for example, %2, %02 and %002) are treated as duplicates. %nn and %0nn (for example, %12 and %012) are treated as duplicates.

%nnn parsed fields resulting from the use of REPEAT=v must not be duplicates of %nnn parsed fields defined previously or subsequently. For example, %11=(REPEAT=5,...),%15=(...) would be duplicate definitions of %15, and %21=(...),%20=(REPEAT=2,...) would be duplicate definitions of %21.

System action

The program terminates.

Programmer response

A \$ marks the duplicate parsed field. Use unique values (%nnn, %nn or %n) for parsed fields (%0-%999). Ensure that %nnn values defined using REPEAT=v are not duplicates of previous or subsequent values.

ICE245A PARSED FIELD NOT DEFINED FOR USE IN THIS OVERLAY, BUILD, FIELDS OR OUTREC OPERAND

Explanation

Critical. An OVERLAY, BUILD, FIELDS or OUTREC operand, or an IFTHEN OVERLAY or IFTHEN BUILD suboperand, of an INREC, OUTREC or OUTFIL statement specified a parsed field (%nnn, %nn or %n) that was not previously defined for use with that operand or suboperand. %nnn, %nn and %n parsed fields (referred to as %nn below for simplicity) must be defined and used as follows:

- %nn used in INREC OVERLAY/BUILD/FIELDS: The %nn parsed field must be defined in the INREC statement in a PARSE operand that precedes the OVERLAY, BUILD or FIELDS operand.

- %nn used in OUTREC OVERLAY/BUILD/FIELDS: The %nn parsed field must be defined in the OUTREC statement in a PARSE operand that precedes the OVERLAY, BUILD or FIELDS operand.
- %nn used in OUTFIL OVERLAY/BUILD/OUTREC: The %nn parsed field must be defined in the same OUTFIL statement in a PARSE operand that precedes the OVERLAY, BUILD or OUTREC operand.
- %nn used in INREC IFTHEN OVERLAY/BUILD: The %nn parsed field must be defined in the INREC statement in an IFTHEN PARSE suboperand of a WHEN=INIT clause, or in an IFTHEN PARSE suboperand of the same clause, before the OVERLAY or BUILD suboperand.
- %nn used in OUTREC IFTHEN OVERLAY/BUILD: The %nn parsed field must be defined in the OUTREC statement in an IFTHEN PARSE suboperand of a WHEN=INIT clause, or in an IFTHEN PARSE suboperand of the same clause, before the OVERLAY or BUILD suboperand.
- %nn used in OUTFIL IFTHEN OVERLAY/BUILD: The %nn parsed field must be defined in the same OUTFIL statement in an IFTHEN PARSE suboperand of a WHEN=INIT clause, or in an IFTHEN PARSE suboperand of the same clause, before the OVERLAY or BUILD suboperand.

The following are some examples of using %nn parsed fields **correctly**:

```
* %00 defined in PARSE and used in BUILD.
  INREC PARSE=(%00=(FIXLEN=10,ENDBEFR=C',')),
    BUILD=(%00)

* %01 defined in WHEN=INIT clause and used
  in WHEN=(logexp) clause.
* %02 defined in WHEN=(logexp) clause
* and used in that clause.
  OUTREC IFTHEN=(WHEN=INIT,
    PARSE=(%01=(ENDBEFR=C',' ,
      FIXLEN=8))),
    IFTHEN=(WHEN=(5,1,CH,EQ,C'A'),
      PARSE=(%02=(STARTAFT=C'(',' ,
        FIXLEN=12))),
      BUILD=(%01,%02))

* %103 defined and used for OUTFIL OUT1.
* %104 defined and used for OUTFIL OUT2.
  OUTFIL FNames=OUT1,INCLUDE=(8,1,CH,EQ,C'A'),
    PARSE=(%103=(FIXLEN=10,ENDBEFR=C',')),
    OVERLAY=(21:%103)
  OUTFIL FNames=OUT2,SAVE,
    PARSE=(%104=(FIXLEN=8,ENDBEFR=C':')),
    OVERLAY=(31:%104)
```

The following are some examples of using %nn parsed fields **incorrectly**:

```
* %00 used in BUILD, but defined in PARSE
* after BUILD.
  INREC BUILD=(%00),
    PARSE=(%00=(FIXLEN=10,ENDBEFR=C','))

* %02 used in WHEN=NONE clause but not defined
* in that clause or in a WHEN=INIT clause
  OUTREC IFTHEN=(WHEN=(5,1,CH,EQ,C'A'),
    PARSE=(%02=(STARTAFT=C'(',' ,
```

```

        FIXLEN=12)),
        BUILD=(%02)),
        IFTHEN=(WHEN=NONE,
        BUILD=(1,20,%02))

```

```

* %03 used in OUTFIL for OUT2, but defined
* in OUTFIL for OUT1.
  OUTFIL FAMES=OUT1,INCLUDE=(8,1,CH,EQ,C'A'),
  PARSE=(%03=(FIXLEN=10,ENDBEFR=C', ')),
  OVERLAY=(21:%03)
  OUTFIL FAMES=OUT2,SAVE,
  OVERLAY=(21:%03)

```

System action

The program terminates.

Programmer response

A \$ marks the incorrectly used %nnn, %nn or %n parsed field. Define the %nnn, %nn or %n parsed field correctly.

**ICE246A SORT CAPACITY EXCEEDED -
RECORD COUNT: *n***

Explanation

Critical. Blockset was not selected, and DFSORT was not able to complete processing with the intermediate storage available (disk work data sets). For work data sets with secondary allocation allowed, DFSORT overrides system B37 abends and continues processing; this message is issued only when no more space is available on any allocated work data set.

Note: DFSORT uses only the first volume of multi-volume work data sets.

The amount of intermediate storage required can vary depending on many factors including:

- The amount of main storage available
- The degree of randomness of the records to be sorted
- The values specified (or defaulted) for options such as DYNALOC, DYNAUTO, DYNSPC, FILSZ/SIZE, AVGRLN, or DYNALLOC
- The amount of padding required for short records when VLSHRT is in effect.

System action

The program terminates.

Programmer response

Take one or more of the following actions:

- If appropriate, increase the amount of main storage available to DFSORT using the options MAINSIZE/ SIZE or the JCL option REGION. Increasing the

amount of main storage available to DFSORT can help DFSORT use less intermediate storage. Avoid running a large sort in a small amount of main storage.

- If dynamic allocation was used, ensure that the values for the options DYNALOC, DYNAUTO, DYNSPC, DYNALLOC, FILSZ/SIZE, and AVGRLN are appropriate. If necessary, specify these options or change their values.
- If VLSHRT was in effect and the total size of all control fields was significantly larger than the average LRECL for the data set, you may be able to reduce the amount of work space required by reducing the total size of the control fields.
- If JCL work data sets were used, increase the amount of work space available to DFSORT.

**ICE247I INTERMEDIATE MERGE ENTERED
- PERFORMANCE MAY BE
DEGRADED**

Explanation

Because the amount of virtual storage available to DFSORT was a small fraction of the amount of data to be sorted, DFSORT required additional intermediate merge passes over the data to perform the sort. Such intermediate merge passes often result in significant performance degradation with a consequent increase in intermediate storage requirements.

System action

Processing continues using intermediate merge passes as required.

Programmer response

Increase the amount of virtual storage available for the sort. For information and guidelines for optimizing virtual storage, refer to "Run-Time Considerations" in *z/OS DFSORT Tuning Guide*.

**ICE248I DFSORT ATTEMPTED TO
ALLOCATE xMB OF DISK WORK
SPACE ON y WORK DATA SETS**

Explanation

Provides information on the total disk work space DFSORT attempted to allocate dynamically when it was unable to allocate all of the work space it requested. *x* indicates the total megabytes of disk work space DFSORT attempted to allocate. *y* indicates the total number of work data sets used for the allocations. *x/y* is the amount of free space that must be available on at least *y* volumes for DFSORT to allocate all of the work space it requested.

System action

None.

Programmer response

Verify that there are enough candidate volumes with the required free space to satisfy the work data set space requests. If necessary, increase the number of work data sets used for dynamic allocation to reduce the required disk space for each.

**ICE249I DFSORT SUCCESSFULLY
ALLOCATED xMB OF DISK WORK
SPACE ON y WORK DATA SETS**

Explanation

Provides information on the total disk work space DFSORT successfully allocated dynamically when it was unable to allocate all of the work space it requested. x indicates the total megabytes of disk work space DFSORT successfully allocated. y indicates the total number of work data sets used for the allocations.

System action

None.

Programmer response

Verify that there are enough candidate volumes with the required free space to satisfy the work data set space requests. If necessary, increase the number of work data sets used for dynamic allocation to reduce the required disk space for each.

**ICE250I VISIT <http://www.ibm.com/storage/dfsor> FOR DFSORT
PAPERS, EXAMPLES AND MORE**

Explanation

The DFSORT Home Page (www.ibm.com/storage/dfsor) is an important source of information about DFSORT. It contains papers, examples, online documents, news, tips, techniques and more that can help you get the most out of DFSORT.

System action

None.

Programmer response

Optional. Visit the DFSORT website to see what it has to offer.

**ICE251A MISSING RDW OR DATA
FOR {*INREC}*OUTREC[ddname]:
REASON CODE rsn, IFTHE n**

Explanation

Critical. For variable-length records, the FIELDS, BUILD, or IFTHE BUILD operand of an INREC or OUTREC statement, or the OUTREC, BUILD or IFTHE BUILD operand of an OUTFIL statement, did not start with positions 1 to 4 for the RDW (record descriptor word) or did not contain any data bytes after the RDW. The operand must start with 1,4 or 1:1,4 or 1,n or 1:1,n (with n greater than 4) and must be followed by an input field (for example, 1,8,11,5) or a separation field (for example, 1:1,8,12:C'A')

Remember that the first data byte starts in position 5 after the RDW in positions 1-4.

The following information is displayed in the message:

- *INREC if the error is associated with an INREC statement. *OUTREC if the error is associated with an OUTREC statement. ddname if the error is associated with an OUTFIL statement.
- rsn: The reason code associated with the error. The reason code (listed later in this section) helps you determine the specific cause of the error.
- n: 0 if the error is not associated with an IFTHE clause. Otherwise, n identifies the number of the IFTHE clause associated with the error (starting at 1 for the first IFTHE clause).

The statement and operand associated with the error are identified as follows:

- *INREC and n=0 indicates that the FIELDS or BUILD operand of the INREC statement caused the error.
- *OUTREC and n=0 indicates that the FIELDS or BUILD operand of the OUTREC statement caused the error.
- ddname and n=0 indicates that the OUTREC or BUILD operand of an OUTFIL statement caused the error. ddname identifies the first data set in the associated OUTFIL group.
- *INREC and n>0 indicates that an IFTHE BUILD operand of the INREC statement caused the error. n identifies the number of the associated IFTHE clause (starting at 1 for the first IFTHE clause in the INREC statement).
- *OUTREC and n>0 indicates that an IFTHE BUILD operand of the OUTREC statement caused the error. n identifies the number of the associated IFTHE clause (starting at 1 for the first IFTHE clause in the OUTREC statement).
- ddname and n>0 indicates that an IFTHE BUILD operand of an OUTFIL statement caused the error.

ddname identifies the first data set in the associated OUTFIL group. n identifies the number of the associated IFTHEN clause (starting at 1 for the first IFTHEN clause in the OUTFIL statement).

Reason code values (rsn) are as follows:

1. The first field was a separation field, or the first field was preceded by a column other than 1:
Examples:

```
INREC FIELDS=(4X)
OUTREC BUILD=(8:1,20)
OUTFIL BUILD=(1:C'ABCD')
```

2. The first field was a position without a length.
Examples:

```
INREC BUILD=(1)
OUTREC BUILD=(5)
```

3. The first field did not start with 1. Example:

```
OUTREC IFTHEN=(WHEN=INIT,
BUILD=(2,8,3X,21,5,HEX))
```

4. The first field has a length less than 4. Example:

```
INREC BUILD=(1,3,10:X)
```

5. The first field is modified or edited. Examples:

```
INREC BUILD=(1,4,HEX)
OUTREC BUILD=(1,9,PD,M11)
OUTFIL PARSE=(%01=(ENDBEFR=C',',FIXLEN=5)),
BUILD=(%01)
```

6. 1,4 is the only field. Example:

```
OUTREC BUILD=(1,4)
```

System action

The program terminates.

Programmer response

Take the action for the indicated reason code value (rsn) as follows:

1. Specify 1,4 before the separation field. . Examples:

```
INREC FIELDS=(1,4,4X)
OUTREC BUILD=(1,4,8:5C'★')
OUTFIL BUILD=(1,4,C'ABCD')
```

2. Specify 1,n with n equal to or greater than 4 as the first field. Examples:

```
INREC BUILD=(1,4,5)
OUTREC BUILD=(1,8,9,10)
```

3. Specify 1,n with n equal to or greater than 4 as the first field. Example:

```
OUTREC IFTHEN=(WHEN=INIT,
BUILD=(1,8,3X,21,5,HEX))
```

4. Specify 1,n with n equal to or greater than 4 as the first field. Example:

```
INREC BUILD=(1,4,10:X)
```

5. Specify 1,4 before the modified or edited field.
Examples:

```
INREC BUILD=(1,4,1,4,HEX)
OUTREC BUILD=(1,4,5,9,PD,M11)
OUTFIL PARSE=(%01=(ENDBEFR=C',',FIXLEN=5)),
BUILD=(1,4,%01)
```

6. Specify at least one input field or separation field after 1,4. Examples:

```
INREC BUILD=(1,4,X)
OUTREC FIELDS=(1,5)
```

ICE252I

PARMLIB OPTIONS WERE MERGED WITH INSTALLATION MODULE DEFAULTS

Explanation

For this run, installation options from one or more ICEPRMxx members in PARMLIB were merged with the defaults for the selected installation module indicated in message ICE191I. DFSORT used the merged installation defaults where appropriate.

System action

None.

Programmer response

No action is necessary. You can use the DEFAULTS operator of ICETOOL to display the merged installation defaults, the ICEPRMxx PARMLIB options, and the ICEMAC defaults.

ICE253I

RECORDS SORTED - PROCESSED: p, EXPECTED: e

Explanation

Indicates the processed (p) and expected (e) records sorted. The number of records includes all records

received, added and not deleted during DFSORT input processing.

p is based on the number of records actually processed. e is based on DFSORT's determination of the total number of records it expected taking into account various factors such as the estimated input file size, the FILSZ value, and so on.

If DFSORT terminated before completing the input phase, p is based on the number of records processed up to the point of failure.

System action

None.

Programmer response

Take appropriate action depending on whether or not DFSORT issued message ICE046A:

- ICE046A: If p is greater than e , specify FILSZ= En , where n is greater than or equal to p and is a reasonably accurate estimate of the number of records to be processed.
- No ICE046A: If p is significantly different from e , specifying FILSZ= En with a reasonably accurate estimate of the number of records to be sorted can prevent DFSORT from overallocating or underallocating dynamic work space. p was the actual number of records processed for this run. If future runs will process approximately the same amount of data, consider specifying FILSZ= Ep . See *z/OS DFSORT Application Programming Guide* for information about the FILSZ parameter and factors that can cause a difference between p and e (E15, INCLUDE/OMIT, unmanaged tape, and so on).

See *z/OS DFSORT Application Programming Guide* for additional information about parameters you can use to provide accurate information to DFSORT that can prevent overallocation or underallocation of dynamic work space (FILSZ, AVGRLEN, DYNSPC, and so on). Also, see the following messages, if issued: ICE098I, ICE254I and ICE258I.

For a JOINKEYS operation, you can supply any needed parameters as follows:

- In DFSPARM for the JOINKEYS main task.
- In JNF1CNTL for the JOINKEYS F1 subtask.
- In JNF2CNTL for the JOINKEYS F2 subtask.

ICE254I	DFSORT FAILED TO DYNAMICALLY ALLOCATE THE REQUIRED WORK DATA SET SPACE
----------------	---

Explanation

The work data set space DFSORT was able to dynamically allocate for this sort application was not sufficient for the application to complete. DFSORT's determination of the required space takes into account various factors such as the estimated input file size, the average record length, the FILSZ value, the AVGRLEN value, and so on.

Note: DFSORT uses only the first volume of multi-volume work data sets.

System action

None.

Programmer response

You should investigate why DFSORT could not dynamically allocate all of the space it required. You may need to increase the number of work data sets or the available space in the volume pool for the work data sets. You should ensure that DFSORT is provided accurate file size (FILSZ= En) and average record length (AVGRLEN= n) information.

See *z/OS DFSORT Application Programming Guide* for additional information about parameters you can use to provide accurate information to DFSORT that can prevent overallocation or underallocation of dynamic work space (FILSZ, AVGRLEN, DYNSPC, and so on). Also, see the following messages, if issued: ICE098I and ICE253I.

For a JOINKEYS operation, you can supply any needed parameters as follows:

- In DFSPARM for the JOINKEYS main task.
- In JNF1CNTL for the JOINKEYS F1 subtask.
- In JNF2CNTL for the JOINKEYS F2 subtask.

ICE255I	ddname STATISTICS MAY BE INCORRECT - FILSZ=EN MAY IMPROVE RESOURCE USAGE AND PERFORMANCE
----------------	---

Explanation

DFSORT could not be certain that the data set information provided by Catalog was correct for this sort application. The catalog entry for this data set indicated that the component was not closed properly and the statistics for the data set are invalid.

Generally, DFSORT can automatically determine the input file size. However, in a few cases, such as when the catalog statistics are invalid, DFSORT may not be able to determine an accurate file size.

System action

None.

Programmer response

None required, unless you receive message ICE046A or ICE083A, in which case you should specify FILSZ=En with a reasonably accurate estimate of the number of records to be sorted.

You may want to specify FILSZ=En even if you don't receive message ICE046A or ICE083A, because doing so may improve resource usage and performance.

For more information regarding the cause of the invalid statistics, or the steps necessary to correct the statistics, see the "STA: Statistics Group" section of [z/OS DFSMS Access Method Services Commands](#).

ICE256I	DFSORT CODE IS ELIGIBLE TO USE ZIIP FOR THIS DB2 UTILITY RUN
----------------	---

Explanation

For this Db2 Utility run, DFSORT will execute code that is eligible to use the IBM Z Integrated Information Processor (zIIP) subject to its availability.

System action

None.

Programmer response

None.

ICE257A	CRITICAL ERROR RETURNED FROM SRB - a b c d
----------------	---

Explanation

Critical. A system error occurred or an abend was requested while DFSORT was executing a Service Request Block (SRB) eligible to use the IBM Z Integrated Information Processor (zIIP). a, b, c and d provides information to help IBM diagnose the failure.

System action

The program terminates.

Programmer response

Contact IBM for programming support and provide the values displayed for fields a, b, c and d.

ICE258I

**DFSORT COULD NOT
DYNAMICALLY ALLOCATE THE
OPTIMAL WORK DATA SET SPACE**

Explanation

The work data set space DFSORT was able to dynamically allocate for this sort application was not the optimal amount. DFSORT's determination of the optimal space takes into account various factors such as the estimated input file size, the average record length, the FILSZ value, the AVGRLEN value, and so on.

Note: DFSORT uses only the first volume of multi-volume work data sets.

System action

None.

Programmer response

You should consider investigating why DFSORT could not dynamically allocate all of the space it requested. Although DFSORT can often complete successfully with less than the optimal work data set space, a failure is more likely if the work space requirements are greater than expected. You may want to increase the number of work data sets or the available space in the volume pool for the work data sets. You should ensure that DFSORT is provided accurate file size (FILSZ=En) and average record length (AVGRLEN=n) information.

See [z/OS DFSORT Application Programming Guide](#) for additional information about parameters you can use to provide accurate information to DFSORT that can prevent overallocation or underallocation of dynamic work space (FILSZ, AVGRLEN, DYNSPC, and so on). Also, see the following messages, if issued: ICE098I and ICE253I.

For a JOINKEYS operation, you can supply any needed parameters as follows:

- In DFSPARM for the JOINKEYS main task.
- In JNF1CNTL for the JOINKEYS F1 subtask.
- In JNF2CNTL for the JOINKEYS F2 subtask.

ICE259A

PUSH FIELD ERROR

Explanation

Critical. The PUSH operand of an INREC, OUTREC or OUTFIL statement contained an invalid column, position or length, as follows:

- A 0 value was used.
- A column was greater than 32752, or was followed by another column.

- An input position plus length was greater than 32753.
- The length for a SEQ or ID field was greater than 15.
- An output field was beyond position 32767.

System action

The program terminates.

Programmer response

Correct the invalid column, position or length.

ICE260A FIND/REPLACE FIELD ERROR

Explanation

Critical. One of the following errors was found in the FINDREP operand of an INREC, OUTREC or OUTFIL statement:

- A 0 value was used.
- A null value was used where it was not permitted.
- IN or INOUT was not specified.
- INOUT, IN, OUT, STARTPOS, ENDPOS, DO, MAXLEN, OVERRUN or SHIFT was specified more than once.
- INOUT was specified with IN or OUT.
- IN was specified without OUT, or OUT was specified without IN.
- An input constant was specified without a matching output constant in INOUT.
- A repetition factor was 0 or greater than 256 for a character string or hexadecimal string.
- The total length of a single or repeated character or hexadecimal constant was greater than 256 bytes.
- An invalid digit or an odd number of digits was specified for a hexadecimal string.
- The value for STARTPOS, ENDPOS or MAXLEN was greater than 32752.
- The value for DO was greater than 1000.

System action

The program terminates.

Programmer response

Check the FINDREP operand for the errors indicated in the explanation and correct the errors.

ICE261A FIND AND REPLACE CAUSED OVERRUN OF *n* BYTE {*INREC/*OUTREC/ddname} OUTPUT RECORD END

Explanation

Critical. OVERRUN=ERROR was specified or defaulted for the FINDREP operand of an INREC, OUTREC or OUTFIL statement, and processing of the find/replace constants caused nonblank characters to overrun the end of the maximum of *n* bytes allowed for the output record. This can occur when an output constant is longer than an input constant (for example, INOUT=(C'A',C'XYZ')), or when the length of the record to be created by FINDREP is less than the length of the original record (for example, when the input record is 80 bytes and MAXLEN=50 is used to decrease the length of the record).

The specific source of the error is identified as follows:

- *INREC indicates that a FINDREP operand in the INREC statement caused the error.
- *OUTREC indicates that a FINDREP operand in the OUTREC statement caused the error.
- ddname indicates that a FINDREP operand in an OUTFIL statement caused the error; ddname identifies the first data set in the associated OUTFIL group.

System action

The program terminates.

Programmer response

If you want to truncate nonblank characters that overrun the end of the record, specify OVERRUN=TRUNC. If you do not want to truncate nonblank characters that overrun the end of the record, increase the length of the record using MAXLEN=*m* with a value for *m* equal to or greater than the maximum length record to be created by FINDREP.

ICE264I ddname STATISTICS MAY be INCORRECT

Explanation

DFSORT could not be certain that the data set information provided by Catalog was correct for this copy application. The catalog entry for this data set indicated that the component was not closed properly and the statistics for the data set are invalid.

System action

None.

Programmer response

None required. For more information regarding the cause of the invalid statistics, or the steps necessary

to correct the statistics, see the "STA: Statistics Group" section of *z/OS DFSMS Access Method Services Commands*.

ICE265A **TRLUPD FIELD ERROR**

Explanation

Critical. The TRLUPD parameter of an OUTFIL statement contained an invalid column, keyword, position, length, format, pattern or sign. Some common errors are:

- A 0 value was used.
- A column was greater than 32752 or was followed by another column.
- A column overlapped the previous output field in the record.
- A keyword other than COUNT, COUNT+n, COUNT-n, TOTAL or TOT was specified.
- A position plus length for a TOTAL field was greater than 32753.
- The length for a TOTAL field was greater than 8 for BI or FI, 16 for PD, 31 for ZD, 32 for CSF/FS, or 44 for UFF or SFF.
- The length for a TOTAL field was not 4 or 8 for FL.
- More than 31 digits or 44 characters were specified in an edit pattern.
- SIGNz (where z is not S) was specified with Mn or without EDIT or EDxy.
- x, y, or z in EDxy or SIGNz were the same character.
- The value for LENGTH was greater than 44.

System action

The program terminates.

Programmer response

Correct the invalid value.

ICE266A **ddname TRLUPD COLUMN OVERLAPS RECORD DESCRIPTOR WORD**

Explanation

Critical. For variable-length record processing, the TRLUPD parameter of the OUTFIL data set associated with ddname specified an item that overlapped the record descriptor word (RDW). Only data bytes, which start at position 5 for variable-length records, can be overlaid.

The error is one of the following:

- c: was not specified for the first item so the default of 1: was used for that item. Example:

```
TRLUPD=(COUNT=(M10,LENGTH=5))
```

- c: was specified for an item with a value for c which was less than 5. Example:

```
TRLUPD=(3:COUNT=(M10,LENGTH=5))
```

System action

The program terminates.

Programmer response

Specify c: with a value of 5 or more for the first item. Ensure that c is 5 or more for any other c: values you specify. Example:

```
TRLUPD=(8:COUNT=(M10,LENGTH=5),
25:TOT=(5,4,ZD,EDIT=(IIIIIT)))
```

ICE267A **ddname TRLUPD COLUMN OVERLAPS RECORD DESCRIPTOR WORD**

Explanation

Critical. For variable-length record processing, the TRLUPD parameter of the OUTFIL data set associated with ddname specified an item that overlapped the record descriptor word (RDW). Only data bytes, which start at position 5 for variable-length records, can be overlaid.

The error is one of the following:

- c: was not specified for the first item so the default of 1: was used for that item. Example:

```
TRLUPD=(COUNT=(M10,LENGTH=5))
```

- c: was specified for an item with a value for c which was less than 5. Example:

```
TRLUPD=(3:COUNT=(M10,LENGTH=5))
```

System action

The program terminates.

Programmer response

Specify c: with a value of 5 or more for the first item. Ensure that c is 5 or more for any other c: values you specify. Example:

```
TRLUPD=(8:COUNT=(M10,LENGTH=5),
25:TOT=(5,4,ZD,EDIT=(IIIIIT)))
```

ICE267I **ZSORT ACCELERATOR PATH**
{SELECTED | NOT USED} RSN =
nnn

Explanation

For this run, SELECTED | NOT USED indicates if the new ZSORT accelerator path is selected or not used. RSN is the reason code associated with the information.

For SELECTED and RSN=0, this indicates ZSORT accelerator path is selected.

For SELECTED and RSN not equal to 0 indicates an error was encountered.

For NOT USED and RSN=nnn, the following are reason codes that explain why the IBM Integrated Accelerator for Z Sort was not used.

193

The job is NOT running on a z15 and higher processor.

The job in question is running on a machine which does not have the IBM Integrated Accelerator for Z Sort available.

194

ZSORT path is not activated.

DFSORT exploitation of IBM Integrated Accelerator for Z Sort is shipped as disabled by default. It can be enabled with ICEPRMxx members of concatenated PARMLIB, with the ICEMAC macro, or with the OPTION control statement ZSORT option.

195

SORT FIELDS=COPY or OPTION COPY is specified.

The job is requesting a COPY operation and does not support the IBM Integrated Accelerator for Z Sort.

196

MERGE FIELDS= is specified.

The job is requesting a MERGE operation and does not support the IBM Integrated Accelerator for Z Sort.

197

INREC is specified and is not supported with the use of the IBM Integrated Accelerator for Z Sort

198

OUTREC is specified and is not supported with the use of the IBM Integrated Accelerator for Z Sort.

199

OUTFIL is specified and is not supported with the use of the IBM Integrated Accelerator for Z Sort.

200

DFSORT was invoked via a program and is not supported with the use of the IBM Integrated Accelerator for Z Sort.

201

Obtaining the required amount of memory object storage failed which is required for using the IBM Integrated Accelerator for Z Sort.

Memory object size and limits can be affected by the following:

- REGION and MEMLIMIT parameters on the JOB or EXEC JCL statement:

If REGION is set equal to a value other than 0M and MEMLIMIT is not specified, the default MEMLIMIT value defined in the SMFPRMxx member of PARMLIB is used. It is recommended jobs requesting ZSORT specify a REGION=0M.

- An IEFUSI Exit can limit the total amount of virtual storage above the bar available to any address space.
- MOSIZE run time option or DFSORT Installation options.

MOSIZE/EXPOLD/EXPRES/EXPMAX can limit the size of the memory objects obtained by DFSORT. It is recommended to use MOSIZE=MAX for ZSORT and not further control with EXPOLD/EXPRES/EXPMAX limits.

- Physical resources: Ensure the system is configured with adequate real and auxiliary storage to back any increased virtual storage demands.

209

Minimum memory requirements are NOT met to exploit the Z Sort accelerator.

The amount of memory required to sort the input exceeded the amount of memory DFSORT was able to obtain.

210

DFSORT was unable to obtain sufficient memory object storage or MOSIZE=0 was specified.

To use the IBM Integrated Accelerator for Z Sort DFSORT must be able to obtain enough memory object storage.

211

Unsupported sort fields (UTFxx Formats, LOCALE, ALTSEQ).

IBM Integrated Accelerator for Z Sort is aimed at improving performance. Using formats that require conversion before sorting may degrade the performance.

Using such formats will disable the use of the IBM Integrated Accelerator for Z Sort.

212

SUM FIELDS is specified and is not supported with the use of the IBM Integrated Accelerator for Z Sort.

213

JOINKEYS Maintask, Subtask1 or Subtask2 execution is specified and is not supported with the use of the IBM Integrated Accelerator for Z Sort.

214

MODS Statement is specified (User Exits are in use) and is not supported with the use of the IBM Integrated Accelerator for Z Sort.

215

Unknown file size or FILSZ=0 and is not supported with the use of the IBM Integrated Accelerator for Z Sort.

If DFSORT does not have an accurate file size to be sorted, then IBM Integrated Accelerator for Z is not used.

216

When sorting variable length records (VLR), the input LRECL must be greater than 24 bytes.

217

The input/output data set is a VSAM cluster and is not supported with the use of IBM Integrated Accelerator for Z Sort.

226

DFSORT determined EXCP access method was to be used for SORTIN or SORTOUT data set which is not supported with the use of the IBM Integrated Accelerator for Z Sort.

The exploitation of IBM Integrated Accelerator for Z Sort requires the use of BSAM.

227

DFSORT was unable to obtain sufficient amount of below-the-bar storage.

Specifying SIZE/MAINSIZE=MAX may allow the job to obtain enough below-the-bar storage that will allow the use of the IBM Integrated Accelerator for Z Sort.

228

The SORT Control Field key position is beyond 4092 bytes for variable records and VLSHRT was specified.

229

The total length of the key is greater than 4080 or 4088.

DFSORT's exploitation of IBM Integrated Accelerator for Z Sort has the following limits on the total length of the control fields:

- With EQUALS in effect the total length of control fields is 4080
- With NOEQUALS in effect the total length of control fields is 4088.

Note: DFSORT no longer restricts sorting up to 4,294,967,295 records with EQUALS when using IBM Integrated Accelerator for Z Sort.

230

A condition exists in key processing that prevents DFSORT using the IBM Integrated Accelerator for Z Sort.

231

File size is approximately 32MB or smaller and is not supported with the use of the IBM Integrated Accelerator for Z Sort.

232

zHPF is either disabled on the system or the disk sortwork data sets reside on non zHPF capable DASD volumes.

Ensure zHPF is available on the system and ensure sortwork data sets are created on devices that support zHPF. The necessary amount of memory object was not available that would have allowed the sort job to be processed entirely in memory.

233

SIZE/FILSZ=Uxxxxxx was requested which prevents DFSORT from using the IBM Integrated Accelerator for Z Sort.

240

DFSORT was unable to obtain 1.5 times the input file size, or an amount that is greater than 1.5 times the input file size, as memory object storage.

Memory object size and limits can be affected by the following:

- REGION and MEMLIMIT parameters on the JOB or EXEC JCL statement:

An IEFUSI Exit can limit the total amount of virtual storage above the bar available to any address space.

- MOSIZE runtime option or DFSORT Installation options.

MOSIZE/EXPOLD/EXPRES/EXPMAX can limit the size of the memory objects obtained by DFSORT. It is recommended to use MOSIZE=MAX for ZSORT and not further control with EXPOLD/EXPRES/EXPMAX limits.

- Physical resources: Ensure the system is configured with adequate real and auxiliary

storage to back any increased virtual storage demands.

241

DFSORT was unable to obtain enough amount of disk sort work space.

For JCL defined sortworks using SORTWKxx DD statements, the amount of space specified in the SPACE parameters was not enough. Increasing the space that amounts to the input size or using dynamically allocated sort works data sets are options to overcome this reason.

System action

None.

Programmer response

Refer to the reason code description. If your job returns a code that is not described, you can bypass this by disabling ZSORT for the job as a temporary circumvention and report it to IBM.

ICE268I **ZSORT STEPNAME stepname
PROCESSING PHASE n BEGINS AT
local_timestamp**

Explanation

Informational. Displays the processing times in the various phases of ZSORT processing.

System action

None.

Programmer response

None.

ICE269A **ZSORT SORT PROCESSING
FAILURE: diagnostic information**

Explanation

Critical. An error was encountered during ZSORT Accelerator processing.

System action

The program terminates.

Programmer response

Contact IBM. You can bypass this error by specifying OPTION NOZSORT for the job step as a temporary circumvention.

ICE271I **SYMNAMES IS EMPTY - SYMBOL
SUBSTITUTION WILL NOT BE
PERFORMED**

Explanation

A SYMNAMES data set was specified, but was empty (that is, it contained no statements). Symbol substitution will not be performed.

System action

Processing continues without symbol substitution.

Programmer response

If symbol substitution is needed, add appropriate SYMNAMES statements to the specified SYMNAMES data set or specify a non-empty SYMNAMES data set.

ICE272A **SYMBOL, VALUE OR SYNTAX IS
INVALID**

Explanation

Critical. The SYMNAMES statement has one of the following errors:

- The symbol starts with a number (0-9) or a hyphen (-).
- The value contains an invalid parsed field. A valid parsed field must be %nnn (nnn is 000 to 999), %nn (nn is 00 to 99) or %n (n is 0 to 9).
- The symbol or value contains an invalid character. The valid characters are uppercase letters (A-Z), lowercase letters (a-z), numbers (0-9), the number sign (#), the dollar sign (\$), the commercial at sign (@), the underscore(_), and the hyphen (-).
- The symbol, keyword or value is null (for example, symbol,,5,CH).
- The symbol, keyword or value is followed by or contains an invalid delimiter.
- p or m in p,m or p,m,f is 0 or greater than 32752 or contains a non-numeric character.
- q in POSITION,q is 0 or greater than 32752 or contains a non-numeric character.
- symbol in POSITION,symbol references a symbol that was not previously defined or which was previously defined without a valid position (for example, a symbol for a constant).
- n in SKIP,n is 0 or greater than 32752 or contains a non-numeric character.
- The decimal constant contains a non-numeric character other than a leading plus sign (+) or minus sign (-).

- An equal sign (=) is specified for p, m or f, but the previous position, previous length or previous format, respectively, was not established.
- f in p,m,f is not a valid format. The valid formats are AC, AQ, ASL, AST, BI, CH, CLO, CSF, CSL, CST, CTO, DC1, DC2, DC3, DE1, DE2, DE3, DT1, DT2, DT3, D1, D2, FI, FL FS, LS, OL, OT, PD, PD0, SFF, SS, TC1, TC2, TC3, TC4, TE1, TE2, TE3, TE4, TM1, TM2, TM3, TM4, TS, UFF, Y2B, Y2C, Y2D, Y2DP, Y2P, Y2PP, Y2S, Y2T, Y2TP, Y2U, Y2UP, Y2V, Y2VP, Y2W, Y2WP, Y2X, Y2XP, Y2Y, Y2YP, Y2Z, Y4T, Y4U, Y4V, Y4W, Y4X, Y4Y and ZD, and lowercase or mixed case variations
- x in ALIGN,x is not a valid alignment. The valid alignments are H, F, D, h, f and d.
- The character constant, system symbol constant, hexadecimal constant, or bit constant does not have an ending apostrophe after the string.
- The hexadecimal constant is null (X'') or contains an odd number of digits (for example, X'123').
- The hexadecimal constant contains an invalid character. The valid characters are 0-9, A-F and a-f.
- The bit constant is null (B'') or contains a number of bits that is not a multiple of 8 (for example, B'1010').
- The bit constant contains an invalid character. The valid characters are . (period), 0 and 1.

System action

The program terminates.

Programmer response

Correct the symbol, value or syntax error.

ICE273A SYMBOL OR VALUE IS TOO LONG

Explanation

Critical. The SYMNAMES statement has one of the following errors:

- The symbol is longer than 50 characters.
- The value contains a number longer than 31 significant digits.
- The constant contains a string longer than 64 characters.

System action

The program terminates.

Programmer response

Specify a symbol, value or string that is less than or equal to the allowed limit.

ICE274A NEXT POSITION TO BE USED FOR * IS LARGER THAN 32752

Explanation

Critical. The SYMNAMES statement specifies an asterisk (*) for p requesting that the *next position* be used for p. However, the *next position* is greater than the limit for p of 32752.

Calculation of the *next position* will be discontinued once a SYMNAMES statement error has been detected. Therefore, ICE274A is only issued once and only if a previous SYMNAMES processing error was not detected.

System action

The program terminates.

Programmer response

Specify a value for p that is less than or equal to 32752. You can do this directly by specifying a number for p or indirectly by specifying * for p and ensuring that the *next position* is less than or equal to 32752. See [z/OS DFSORT Application Programming Guide](#) for an explanation of how the *next position* is set.

ICE275A DUPLICATE SYMBOL

Explanation

Critical. The symbol was used in a previous SYMNAMES statement. A symbol can only be used once in SYMNAMES.

System action

The program terminates.

Programmer response

Remove or rename one of the duplicate symbols.

ICE276A RESERVED WORD - NOT ALLOWED FOR SYMBOL

Explanation

Critical. The SYMNAMES statement specifies a DFSORT/ICETOOL reserved word for the symbol. Reserved words cannot be used for symbols. The reserved words are as follows (uppercase only as shown): A, AC, ADD, ADDB, ADDMONS, ADDYEARS, ALL, AND, AQ, ASF, ASL, AST, AUF, BI, CH, CLO, COPY, COUNT, COUNT15, CSF, CSL, CST, CTO, D, DATE, DATEDIFF, DATE1, DATE1..., DATE2, DATE2..., DATE3, DATE3..., DATE4, DATE5, DC1, DC2,

DC3, DE1, DE2, DE3, DIV, DT1, DT2, DT3, D1, D2, E, F, FI, FL, FS, H, HEX, LASTDAYM, LASTDAYQ, LASTDAYW, LASTDAYY, LC, LN, LS, MAX, MC, MIN, MN, MOD, MUL, Mn, Mnn, NEXTDday, NONE, NUM, OL, OR, OT, PAGE, PAGEHEAD, PD, PDC, PDF, PD0, PREVDday, SEQNUM, SFF, SS, SUB, SUBCOUNT, SUBCOUNT15, SUBDAYS, SUBMONS, SUBYEARS, TC1, TC2, TC3, TC4, TE1, TE2, TE3, TE4, TIME, TIME1, TIME1P, TIME2, TIME2P, TIME3, TIME3P, TM1, TM2, TM3, TM4, TS, UC, UFF, UN, UTF8, UTF16, UTF32, VALCNT, VLEN, X, Y2x, Y2xx, Y4x, Z, ZD, ZDC, and ZDF, where n is 0-9, day is SUN, MON, TUE, WED, THU, FRI or SAT, and x is any character.

System action

The program terminates.

Programmer response

Use a symbol that is not one of the reserved words, such as a lowercase or mixed case version of the word being used. For example, you could use Valcnt (which is not a reserved word) instead of VALCNT (which is).

ICE278I **x WORK DATA SETS WERE INSUFFICIENT TO COMPLETE THIS SORT SO y ADDITIONAL WORK DATA SETS WERE USED**

Explanation

DFSORT initially intended to use only x work data sets for this sort application. However, the work space requirements for the sort were unexpectedly larger than anticipated, so DFSORT used y additional work data sets.

System action

None.

Programmer response

Verify that DFSORT has the correct file size information to allow it to accurately calculate the initial amount of work space needed. See messages ICE098I and ICE253I for additional information.

ICE279A **ONE OR MORE ERRORS ENCOUNTERED DURING SYMNames PROCESSING**

Explanation

Critical. DFSORT or ICETOOL detected one or more errors while processing SYMNames statements.

System action

The program terminates.

Programmer response

Correct each error indicated by a previous error message (ICE272A through ICE276A).

ICE280I **ORIGINAL STATEMENTS FROM source FOLLOW**

Explanation

This message is issued for each source specified. It is followed by a listing of the original DFSORT control statements before they are transformed by symbol processing. Source can be one of the following:

- DFSPARM or the ddname specified by the PARMDDN installation option
- SYSIN
- xxxxCNTL
- PARMLIST

System action

None.

Programmer response

None.

ICE281I **ORIGINAL OPERATOR STATEMENTS FOLLOW**

Explanation

This message is followed by a listing of the original ICETOOL operator statements before they are transformed by symbol processing. The operator statements listed are from TOOLIN or the calling program's parameter list as indicated by message ICE632I.

System action

None.

Programmer response

None.

ICE282I **PERFORMING SYMBOL SUBSTITUTION AS NEEDED**

Explanation

DFSORT or ICETOOL successfully processed the SYMNAMES statements. ICETOOL will transform operators as necessary using symbol substitution. DFSORT will transform control statements as necessary using symbol substitution. Any operators or control statements with substitution errors will be shown after ICE282I.

System action

None.

Programmer response

None.

ICE283A SYMBOL, SYNTAX OR DELIMITER ERROR

Explanation

Critical. During symbol substitution processing, one of the following errors was found in a control statement or operator:

- A specified symbol was not defined in SYMNAMES.

Note: Symbols are treated as case-sensitive: Frank, FRANK, and frank are three different symbols. Be careful to use symbols in control statements and operators exactly as they are defined in SYMNAMES.

- A specified symbol was longer than 50 characters.
- A specified symbol started with an invalid character or with a delimiter. Examples:

```
SORT FIELDS=(.Sym1,A)
* .Sym1 is invalid. FIELDS=(Sym1,A) is
valid.
INREC FIELDS=((Sym1)
* ((Sym1) is invalid. FIELDS=(Sym1) is
valid.
```

- A specified symbol contained an invalid character. Examples:

```
SUM FIELDS=(New-Field)
* New*Field is invalid. New_Field is valid.
* New-Field is valid.
OUTREC FIELDS=(A%B)
* A%B is invalid.
```

Note: A symbol with an invalid character cannot be defined in SYMNAMES.

- A specified symbol was followed by an invalid delimiter. Examples:

```
SUM FIELDS=(Sym1 )
* (Sym1 ) is invalid. FIELDS=(Sym1) is
valid.
OUTFIL OUTREC=(Sym1/)
```

```
* Sym1/ is invalid. OUTREC=(Sym1,/ ) is
valid.
```

- A delimiter was misplaced. Examples:

```
VERIFY ON(,Sym1)
* (,Sym1) is invalid. ON(Sym1) is valid.
VERIFY ON((5,4,PD)
* ((5,4,PD) is invalid. ON(5,4,PD) is
valid.
VERIFY ON(5,4,PD))
* (5,4,PD)) is invalid. ON(5,4,PD) is
valid.
```

- A syntax error caused a value to be misinterpreted as an undefined symbol. Example:

```
OUTREC
PARSE=(%01=(STARTAFT=MQ, FIXLEN=10)) ,B
UILD=(%01)
```

If MQ is not defined as a symbol, STARTAFT=MQ is misinterpreted as an undefined symbol because MQ is an invalid keyword for STARTAFT. The following is valid:

```
OUTREC
PARSE=(%01=(STARTAFT=MC, FIXLEN=10)) ,B
UILD=(%01)
```

System action

The program terminates.

Programmer response

Correct the symbol, syntax or delimiter error.

ICE284A SYMBOL SUBSTITUTION CAUSES OPERAND TO OVERFLOW COLUMN 72

Explanation

Critical. The operand contained a symbol. Substitution of the value for the symbol caused the operand to exceed 72 characters if the line was not continued or 71 characters if the line was continued. ICETOOL operators must be contained in columns 1-72, so the transformed operand cannot be processed by ICETOOL.

System action

The program terminates.

Programmer response

Use a symbol or value that will not cause the operand to overflow column 72. If necessary, change the value in the SYMNAMES statement for the symbol.

**ICE285A DEVICE WITH CAPACITY OVER
17476 CYLINDERS REQUIRES
BLOCKSET FOR ALLOCATED WORK
DATA SETS**

Explanation

Critical. One or more JCL or dynamically allocated work data sets was allocated on a type of device with a capacity of more than 17476 cylinders. Blockset is the only DFSORT technique that supports the use of such devices for work data sets, but Blockset was not selected.

System action

The program terminates.

Programmer response

Rerun the job with a SORTDIAG DD statement to get message ICE800I, which indicates the reason Blockset could not be used. If possible, remove the condition preventing the use of Blockset. Alternatively, ensure that work data sets are not allocated for this application on types of devices with more than 17476 cylinders.

**ICE287A ONE OR MORE ERRORS
ENCOUNTERED DURING SYMBOL
SUBSTITUTION**

Explanation

Critical. DFSORT or ICETOOL detected one or more errors during symbol substitution processing.

System action

The program terminates.

Programmer response

Correct each error indicated by a previous error message (ICE283A or ICE284A).

**ICE288I INPUT OR OUTPUT DATE
VALUE OUT OF RANGE FOR
DATE CONVERSION OR DATE
ARITHMETIC**

Explanation

For a date conversion operation using AGE, TOJUL, TOGREG, WEEKDAY, WEEKNUM, DT or DTNS, or for a date arithmetic operation using ADDDAYS, SUBDAYS, ADDMONS, SUBMONS, ADDYEARS, SUBYEARS, DATEDIFF, LASTDAYW, LASTDAYM, LASTDAYQ, LASTDAYY, NEXTDday or PREVDday (where day is

SUN, MON, TUE, WED, THU, FRI or SAT), an invalid input date was used, or an invalid output date would have been produced. A date value is considered invalid if any of the following range conditions are not met:

- yy must be between 00 and 99
- ccyy must be between 0001 and 9999
- mm must be between 01 and 12
- dd must be between 01 and 31, and must be valid for the year and month
- ddd must be between 001 and 366 for a leap year, or between 001 and 365 for a non-leap year.

A date is also considered invalid if the input field is a CH/ZD special indicator of binary zeros, blanks or binary ones, and the output field is PD, or if an input field for DATEDIFF is a special indicator.

System action

Asterisks are printed for each invalid output value. The message is only issued once. Processing continues.

Programmer response

Check for output values containing asterisks and ensure that the input date value is valid and that you are not converting a CH/ZD special indicator of binary zeros, blanks or binary ones to a PD value.

**ICE289A UNSUPPORTED EXTENDED
ATTRIBUTES FOR *ddname***

Explanation

Critical. Extended attributes for the data set associated with the indicated ddname are not supported by the system on which DFSORT is running. A data set with extended attributes is described with format 8 and 9 DSCBs (Data Set Control Blocks) in the VTOC and may contain extents that are allocated in the Extended Addressing Space (EAS) where tracks are described by 28-bit cylinder numbers.

System action

The program terminates.

Programmer response

Use this data set with DFSORT on a system that supports the data set's extended attributes.

**ICE290A INVALID 64-BIT INVOCATION
PARAMETER LIST - REASON CODE
IS *rsn***

Explanation

Critical. The invocation parameter list passed to DFSORT using ATTACH, LINK or XCTL contained the eyecatcher C'PL64SORT', identifying it as a 64-bit invocation parameter list. However, an error was found in this parameter list.

rsn is the reason code associated with the error. The reason code helps you determine the specific cause of the error. Reason code values (*rsn*) are as follows:

1. More than one AMODE flag was set for a single exit in the 64-bit invocation parameter list. For example, the AMODE 64 and AMODE 31 flags were set for an E35 exit.
2. The AMODE flag set for an exit in the 64-bit invocation parameter list does not correspond to the actual AMODE used by that exit. For example, the AMODE 64 flag was set for an E35 exit, but the E35 exit uses AMODE 31.
3. Zeros were not present in the 64-bit invocation parameter list where required. For example, a reserved field was not set to zeros, or the high order word of an address was not set to zeros.
4. The block support flag for an E15/E35 was set, but the required address of the user block list parameter area was not present in the 64-bit invocation parameter list.

System action

The program terminates.

Programmer response

Take the action for the indicated reason code value (*rsn*) as follows:

1. Ensure that only one AMODE flag is set for each exit in the 64-bit invocation parameter list.
2. Ensure that the AMODE flag set in the 64-bit invocation parameter list for each exit corresponds to the AMODE actually used for that exit.
3. Ensure that zeros are present everywhere they are required in the 64-bit invocation parameter list.
4. Ensure that the address of user block list parameter area is set in the 64-bit invocation parameter list.

ICE291I	AMODE FLAG FOR EXIT WITHOUT CORRESPONDING EXIT ADDRESS IGNORED
----------------	---

Explanation

The invocation parameter list passed to DFSORT using ATTACH, LINK or XCTL contained the eyecatcher

C'PL64SORT', identifying it as a 64-bit invocation parameter list. However, an AMODE flag was set for an exit for which a corresponding exit address was not present in the parameter list. For example, the AMODE 64 flag was set for the E15 exit, but the E15 exit address was zeros.

System action

Processing continues. Each AMODE flag for an exit without a corresponding exit address is ignored.

Programmer response

No action is necessary. If you want to eliminate this warning message, turn off the unneeded AMODE flag or specify a corresponding exit address.

ICE292A	CRITICAL ERROR WHEN USING BLOCK EXITS: Enn - RSN=rsn
----------------	---

Explanation

Critical. The invocation parameter list passed to DFSORT using ATTACH, LINK or XCTL contained the eye catcher C'PL64SORT' and the block support flag is set to ON, identifying it as a block support parameter list. However, an error was found in this parameter list.

Enn is either an E15 or an E35 exit.

rsn is the reason code associated with the error. The reason code helps you determine the specific cause of the error. Reason code values (*rsn*) are as follows:

1. Block list address is zero.
2. Block list type is invalid.
3. The address of first or last active entry in block list is zero.
4. The address of block records (block list type 2) or record (block list type 1) in active entry is zero or the length of block of records is invalid (zero or less than record size).

System action

The program terminates.

Programmer response

Take the action for the indicated reason code value (*rsn*) as follows:

1. Ensure that a valid block list address is passed.
2. Ensure that a valid value for block list type is passed. Valid values are 1 or 2.
3. Ensure that the first or last active entry has a valid block list address is passed.

4. Ensure the address of the block list or the length of the blocks is valid.

ICE298I **AVERAGE RECORD LENGTH = n BYTES**

Explanation

Indicates the average record length (n) in bytes for the variable-length records processed by sort when Blockset was not selected, that is, the number of bytes in the variable-length records (including the record descriptor word) divided by the number of records. The number of records includes all records received, added and not deleted during DFSORT input processing.

n is based on the number of bytes and records actually processed.

If DFSORT terminated before completing the input phase, p is based on the number of bytes and records processed up to the point of failure.

System action

None.

Programmer response

None. However, specifying AVGRLLEN= n with a reasonably accurate estimate of the average record length can prevent DFSORT from overallocating or underallocating dynamic work space.

For a JOINKEYS operation, you can supply AVGRLLEN= n , if needed, as follows:

- In DFSPARM for the JOINKEYS main task.
- In JNF1CNTL for the JOINKEYS F1 subtask.
- In JNF2CNTL for the JOINKEYS F2 subtask.

ICE299I **MEMORY OBJECT USED AS WORK STORAGE = nM BYTES**

Explanation

n is the number of megabytes of memory object storage DFSORT used as intermediate work space during this sort. If n is zero, DFSORT did not use memory object storage as intermediate work space during this sort.

System action

None.

Programmer response

None.

ICE399I **MEMORY OBJECT USED IN ZSORT PATH = nM Bytes**

Explanation

n is the number of megabytes of memory object storage DFSORT used during this sort. If n is zero, DFSORT did not use ZSORT for this sort operation.

System action

None.

Programmer response

None.

ICE400A **INVALID JOINKEYS, JOIN OR REFORMAT STATEMENT OPERAND**

Explanation

Critical. An invalid keyword operand was detected on a JOINKEYS, JOIN or REFORMAT control statement.

System action

The program terminates.

Programmer response

Make sure the JOINKEYS, JOIN or REFORMAT control statement contains only valid keyword operands.

ICE401A **DUPLICATE JOINKEYS, JOIN OR REFORMAT STATEMENT OPERAND**

Explanation

Critical. One of the following errors was found:

- On a JOINKEYS, JOIN or REFORMAT statement, a keyword was specified twice.
- On a JOINKEYS statement, more than one of FILE=F1, FILES=F1, F1=ddname, FILE=F2, FILES=F2 or F2=ddname was specified.
- On a JOINKEYS statement, INCLUDE and OMIT were both specified.

System action

The program terminates.

Programmer response

Check the JOINKEYS, JOIN or REFORMAT control statement for the errors indicated in the explanation and correct the error.

ICE402A JOINKEYS STATEMENT FOR F_n WAS REQUIRED, BUT NOT FOUND

Explanation

Critical. A JOINKEYS application was requested by a JOINKEYS, JOIN or REFORMAT statement, or a JKFROM operand (ICETOOL COPY or SORT), but a JOINKEYS statement for file F1 or file F2, as indicated, was not found.

System action

The program terminates.

Programmer response

Supply two JOINKEYS statements; one for F1 (with FILE=F1, FILES=F1 or F1=ddname) and another for F2 (with FILE=F2, FILES=F2 or F2=ddname).

ICE403A OPERAND keyword WAS REQUIRED FOR verb STATEMENT, BUT NOT FOUND

Explanation

Critical. The indicated required keyword was missing for the indicated control statement as follows:

- For a JOINKEYS statement, FILE=F1, FILES=F1, FILE=F2, FILES=F2, F1=ddname or F2=ddname must be specified.
- For a JOINKEYS statement, FIELDS must be specified.
- For a JOIN statement, UNPAIRED must be specified.
- For a REFORMAT statement, FIELDS must be specified.

System action

The program terminates.

Programmer response

Specify the indicated keyword for the indicated control statement.

ICE404A REFORMAT STATEMENT WAS REQUIRED, BUT NOT FOUND

Explanation

Critical. A JOIN statement with an ONLY operand was not specified, so a REFORMAT statement is required. However, a REFORMAT statement was not found.

System action

The program terminates.

Programmer response

Either specify a JOIN statement with the ONLY operand, or specify a REFORMAT statement, as appropriate.

ICE405A JOINKEYS STATEMENTS HAD MISMATCH IN NUMBER, LENGTH OR ORDER OF KEYS

Explanation

Critical. The keys (p,m,s) specified in the FIELDS operands of the JOINKEYS statements for F1 and F2 did not match in one or more of the following ways:

- The two FIELDS operands have different numbers of keys. For example, FIELDS for F1 has two keys and FIELDS for F2 has three keys.
- Corresponding keys in the two FIELDS operands have different lengths. For example, the second key for F1 has a length of 5 and the second key for F2 has a length of 6.
- Corresponding keys in the two FIELDS operands have different orders. For example, the third key for F1 has ascending order (A) and the third key for F2 has descending order (D).

System action

The program terminates.

Programmer response

Ensure that the FIELDS operands of the JOINKEYS statements for F1 and F2 have the same number of keys, and that corresponding keys have the same length and order.

ICE406A JOINKEYS STATEMENT FIELD ENDS AFTER POSITION 32752

Explanation

Critical. The last byte of the key (p,m,s) in a JOINKEYS FIELDS operand ended beyond position 32752. Each key must end at or before position 32752 (position plus length must not be greater than 32753). For example, 32752,1,A is valid because it ends at position 32752, but 32752,2,A is invalid because it ends at position 32753.

System action

The program terminates.

Programmer response

Ensure that each key in the JOINKEYS FIELDS operand ends at or before position 32752.

ICE407A	JOINKEYS STATEMENT HAD TOTAL KEY LENGTH GREATER THAN 4080 BYTES
----------------	--

Explanation

Critical. The total length of all of the keys (p,m,s) in a JOINKEYS FIELDS operand exceeded the limit of 4080 bytes.

System action

The program terminates.

Programmer response

Ensure that the total length of all of the keys in the JOINKEYS FIELDS operand is less than or equal to 4080 bytes.

ICE408A	MERGE FUNCTION CANNOT BE USED WITH JOINKEYS MAIN TASK
----------------	--

Explanation

Critical. A MERGE FIELDS=(p,m,s,...) statement was found for the main task of a JOINKEYS application in SYSIN, SORTCNTL, DFSPARM or a parameter list. A MERGE function cannot be used with JOINKEYS.

System action

The program terminates.

Programmer response

Replace the MERGE FIELDS=(p,m,s,...) statement with a MERGE FIELDS=COPY, SORT FIELDS=COPY, OPTION COPY or SORT FIELDS=(p,m,s,...) statement, as appropriate.

ICE409A	INSUFFICIENT STORAGE FOR JOINKEYS APPLICATION - ADD AT LEAST nMB
----------------	---

Explanation

Critical. DFSORT could not get the additional nMB of storage needed for this JOINKEYS application.

System action

The program terminates.

Programmer response

Add at least nMB to the storage available to DFSORT (for example, increase the REGION size).

ICE410A	JOINKEYS APPLICATION TERMINATED - SEE ddname MESSAGES
----------------	--

Explanation

Critical. This message is issued by subtask1 (for file F1) or subtask2 (for file F2) of a JOINKEYS application to indicate that the main task terminated. ddname is the ddname associated with the message data set for the main task.

System action

The program terminates.

Programmer response

See the messages in the indicated ddname data set for information about the main task. Correct the error that caused the main task to terminate.

ICE411I	THIS IS THE JOINKEYS MAIN TASK FOR JOINING F1 AND F2
----------------	---

Explanation

Indicates this is the main task for a JOINKEYS application. The main task processes the joined records from input files F1 and F2 and writes the output.

System action

None.

Programmer response

None.

ICE412A	REFORMAT REQUIRES RDW IN FIRST FIELD
----------------	---

Explanation

The FIELDS operand of the REFORMAT statement has a position without a length (p without m) as its last field, but the first field does not include the RDW (1,n with n equal to or greater than 4). For example, the REFORMAT statement is:

```
REFORMAT FIELDS=(F1:5,8,F2:1,20,F1:15)
```

instead of:

```
REFORMAT FIELDS=(F1:1,8,F2:1,20,F1:15)
```

or the REFORMAT statement is:

```
REFORMAT FIELDS=(?,F1:1,4,5)
```

instead of:

```
REFORMAT FIELDS=(F1:1,4,?,F1:5)
```

System action

The program terminates.

Programmer response

Include the RDW (1,n with n equal to or greater than 4) in the first field, or do not use a position without a length, as appropriate.

**ICE413A REFORMAT REQUIRES TYPE=V
FILE FOR RDW AND VARIABLE
FIELDS**

Explanation

Critical. The FIELDS operand of the REFORMAT statement has a position without a length (p without m) as its last field, but has one of the following errors:

- F1: is used for the first field (which includes the RDW), but F1 does not refer to a TYPE=V file.
- F2: is used for the first field (which includes the RDW), but F2 does not refer to a TYPE=V file.
- F1: is used for a position without length field, but F1 does not refer to a TYPE=V file.
- F2: is used for a position without length field, but F2 does not refer to a TYPE=V file.

For example, SORTJNF1 for F1 has RECFM=FB and SORTJNF2 for F2 has RECFM=VB and the REFORMAT statement is:

```
REFORMAT FIELDS=(F1:1,20,F2:5,6,15)
```

instead of:

```
REFORMAT FIELDS=(F2:1,4,F1:1,20,F2:5,6,15)
```

System action

The program terminates.

Programmer response

Ensure that the file (F1 or F2) used for the first field, and for each position without length field, is a TYPE=V file.

**ICE414A ddname (Fn) type FIELD END AT p
IS BEYOND LENGTH OF n**

Explanation

Critical. A JOINKEYS or REFORMAT statement specifies a field which ends beyond the maximum record length. The information displayed in the message is as follows:

- the ddname of the input file with the field in error.
- the file (F1 or F2) with the field in error.
- the type of field in error as follows:
 - KEY to indicate a field in the FIELDS operand of a JOINKEYS statement.
 - INCLUDE to indicate a field in the INCLUDE operand of a JOINKEYS statement.
 - OMIT to indicate a field in the OMIT operand of a JOINKEYS statement.
 - REFORMAT to indicate a field in the FIELDS operand of a REFORMAT statement.
- the position (p) at which the field ends.
- the maximum record length (n) which the ending position exceeded

System action

The program terminates.

Programmer response

Ensure that all fields specified in JOINKEYS and REFORMAT statements are contained within the maximum record length indicated.

**ICE415A TYPE=x JOINED RECORD LENGTH
OF n EXCEEDS MAXIMUM OF m**

Explanation

Critical. The maximum length (n) of the joined records for a JOINKEYS application, as defined by the REFORMAT statement or by default if a REFORMAT statement was not specified, exceeds the maximum length (m) of 32760 for TYPE=F records or 32767 for TYPE=V records.

System action

The program terminates.

Programmer response

Reduce the maximum length of the joined records so it does not exceed the maximum length of 32760 for TYPE=F records or 32767 for TYPE=V records.

Note that the maximum LRECL for RECFM=VB records is 32756 and the maximum LRECL for RECFM=VBS records is 32767; if you want RECFM=VBS records, ensure that RECFM is specified appropriately for the output data set.

ICE416I	JOINKEYS IS USING THE Fn SUBTASK FOR ddname1 - SEE ddname2 MESSAGES
----------------	--

Explanation

Indicates DFSORT is using a subtask to process the Fn (F1 or F2) file for a JOINKEYS application. ddname1 is the ddname associated with the input file for the subtask. ddname2 is the ddname associated with the message data set for the subtask.

System action

None.

Programmer response

See the messages in the indicated ddname2 data set for information about the subtask.

ICE417I	THIS IS THE JOINKEYS Fn SUBTASK FOR ddname
----------------	---

Explanation

Indicates this is a subtask used to process the Fn (F1 or F2) file for a JOINKEYS application. The subtask passes the needed Fn fields to the main task. ddname is the ddname for the input file associated with the subtask.

System action

None.

Programmer response

None.

ICE418A	JOINKEYS Fn SUBTASK FOR ddname1 TERMINATED - SEE ddname2 MESSAGES
----------------	--

Explanation

Critical. This message is issued by the main task of a JOINKEYS application to indicate that the subtask

used to process file Fn (F1 or F2) terminated. ddname1 is the ddname associated with the input file for the subtask. ddname2 is the ddname associated with the message data set for the subtask.

System action

The program terminates.

Programmer response

See the messages in the ddname2 data set for information about the subtask. Correct the error that caused the subtask to terminate.

ICE419I	JOINED RECORDS: TYPE=x, LENGTH=n
----------------	---

Explanation

Indicates the record type (F or V) and maximum record length (n) of the joined records passed as input to the main task of a JOINKEYS application.

System action

None.

Programmer response

None.

ICE420A	COULD NOT ALLOCATE ddname FOR Fn MESSAGES - SUPPLY DD STATEMENT
----------------	--

Explanation

Critical. For a JOINKEYS application, a required message data set was not found and could not be dynamically allocated. A DD statement for the indicated ddname was required for the messages associated with the subtask for the F1 or F2 file. A DD statement for that ddname was not found, so DFSORT attempted to dynamically allocate a SYSOUT=* message data set. However, the message data set could not be allocated.

System action

The program terminates.

Programmer response

Supply a message data set using a DD statement for the indicated ddname.

ICE421I	JOINED RECORDS: COUNT=n
----------------	--------------------------------

Explanation

Indicates the number (n) of joined records passed as input to the main task of a JOINKEYS application.

System action

None.

Programmer response

None.

ICE422I	JOINKEYS STATEMENT FOR Fn FOUND PREVIOUSLY - THIS STATEMENT IGNORED
----------------	--

Explanation

A JOINKEYS statement for the indicated file (F1 or F2) was found previously in this source (for example, SYSIN) or in a higher source (for example, DFSPARM is higher than SYSIN). The second and subsequent JOINKEYS statement for F1 or F2 in the same source or in a lower source is ignored.

System action

None.

Programmer response

Correct the conflicting JOINKEYS statements, if appropriate.

ICE423A	REFORMAT STATEMENT FIELD ENDS AFTER POSITION 32767
----------------	---

Explanation

Critical. The last byte of a field (p,m) in a REFORMAT FIELDS operand ended beyond position 32767. Each field must end at or before position 32767 (position plus length must not be greater than 32768). For example, 32767,1 is valid because it ends at position 32767, but 32767,2 is invalid because it ends at position 32768.

System action

The program terminates.

Programmer response

Ensure that each field in the REFORMAT FIELDS operand ends at or before position 32767.

ICE424A	ddname (Fn) KEY IS OUT OF SEQUENCE
----------------	---

Explanation

Critical. The SORTED operand was specified without the NOSEQCK operand on the JOINKEYS statement associated with the indicated ddname for file F1 or F2. DFSORT checked the records of the indicated file and found a record out of sequence for the keys specified in the FIELDS operand of the JOINKEYS statement.

System action

The program terminates.

Programmer response

Remove the SORTED operand from the JOINKEYS statement for the indicated file (F1 or F2) to force DFSORT to sort that file by the specified keys.

ICE425A	ddname CANNOT BE USED AS DDNAME FOR BOTH F1 AND F2
----------------	---

Explanation

Critical. The indicated ddname was used on the JOINKEYS statements for both file F1 and F2 (for example, one JOINKEYS statement has F1=IN1 and the other JOINKEYS statement has F2=IN1). Different ddnames must be used for the two files.

System action

The program terminates.

Programmer response

Change the F1, F2 or FILE operand in one or both of the JOINKEYS statements to use different ddnames for the two files.

ICE426A	cccc CANNOT BE USED AS PREFIX FOR JOINKEYS MAIN TASK AND SUBTASK
----------------	---

Explanation

Critical. For a JOINKEYS application, the SORTDD value for the main task and the TASKID value for a subtask resulted in the same four character prefix indicated by cccc (for example, SORTDD=MYF1 and TASKID=MY both result in a prefix of MYF1). Different prefixes must be used for the main task and the subtasks.

System action

The program terminates.

Programmer response

Change the SORTDD operand for the main task, or the TASKID operand for the subtask, to use different prefixes.

ICE427A **verb STATEMENT CANNOT BE USED WITH JOINKEYS SUBTASK**

Explanation

Critical. For a JOINKEYS application, a JOINKEYS, JOIN, MERGE, OUTFIL, OUTFILE, OUTREC, REFORMAT or SORT statement was found in JNF1CNTL for subtask1 or in JNF2CNTL for subtask2. These statements cannot be used for a JOINKEYS subtask.

System action

The program terminates.

Programmer response

Remove all statements that cannot be used for a JOINKEYS subtask from JNF1CNTL or JNF2CNTL.

ICE428A **TOO MANY DUPLICATES OF ONE KEY IN ddname (F2)**

Explanation

Critical. The F2 file associated with the indicated ddname contained more duplicates for a single key than DFSORT could process with the storage available.

System action

The program terminates.

Programmer response

If possible, increase the storage available to DFSORT (for example, try specifying REGION=0M). Alternatively, if the maximum duplicates for a single key in file F1 is less than the maximum duplicates for a single key in file F2, reverse F1 and F2. For example, if you received this error with these control statements:

```
JOINKEYS F1=IN1,FIELDS=(11,4,A)
JOINKEYS F2=IN2,FIELDS=(21,4,A)
REFORMAT FIELDS=(F1:1,20,F2:5,30)
```

and the maximum duplicates for a single F1 key is less than the maximum duplicates for a single F2 key, use these control statements instead:

```
JOINKEYS F1=IN2,FIELDS=(21,4,A)
JOINKEYS F2=IN1,FIELDS=(11,4,A)
REFORMAT FIELDS=(F2:1,20,F1:5,30)
```

ICE429A **JOINKEYS APPLICATION IS ONLY ALLOWED WITH SORT OR COPY OPERATOR**

Explanation

Critical. A JOINKEYS, JOIN or REFORMAT statement was specified for an ICETOOL operator other than SORT or COPY. A JOINKEYS application is only allowed for a SORT or COPY operator, not for any of the other operators.

System action

The program terminates.

Programmer response

Redesign the application to not use JOINKEYS, JOIN or REFORMAT with ICETOOL operators other than SORT or COPY.

ICE500A **UNICODE CALLABLE SERVICE UNAVAILABLE**

Explanation

Critical. A SORT or MERGE control statement with Unicode data format(UTF8/UTF16/UTF32) control fields was used, but Unicode callable service is not available or not active at run-time.

System action

The program terminates.

Programmer response

Contact your system programmer to ensure that Unicode callable service has been installed or activated.

ICE501A **ffffffff FUNCTION CAN NOT BE USED WITH UNICODE PROCESSING**

Explanation

Critical. Unicode processing cannot be used with the function or feature indicated by the `ffffffff` shown. See SORT/MERGE statement notes in [z/OS DFSORT Application Programming Guide](#) for restrictions on functions or operands.

System action

The program terminates.

Programmer response

Redesign the application to not use the function or operand that conflicts with the usage of Unicode data formats (UTF8/UTF16/UTF32).

**ICE502A INSUFFICIENT MAIN STORAGE
FOR UNICODE PROCESSING - ADD
AT LEAST nK BYTES**

Explanation

Critical. There was not enough main storage available for DFSORT to run with Unicode system services, or main storage was fragmented.

System action

The program terminates.

Programmer response

The message gives an estimate of how much more main storage is needed. Add at least that amount to the main storage already allocated to the program by recoding the REGION parameter or the MAINSIZE/ SIZE value (see *z/OS DFSORT Application Programming Guide* for ways to specify this). This message may sometimes be issued again even after you have provided more storage because DFSORT re-estimates the amount of storage it needs at several points in the program.

Make sure that storage allocation is permitted above 16 MB virtual and enough storage is available above 16 MB virtual to load the DFSORT modules.

**ICE503A INVALID UNICODE CHARACTER.
RC =nn, RSN =rsn, CONTROL
STATEMENT =ffffff, CONTROL
FIELD POSITION =ppppp**

Explanation

Critical. DFSORT or Unicode collation service have found an invalid Unicode characters in the specified SORT/MERGE fields.

nn is the return code associated with the error. The return code helps you determine the specific cause of the error. Return code values (rtn) are as follows:

4 – Invalid Unicode characters

For additional return codes See Appendix H. Unicode return and reason codes for Explanation: of the return code and the reason code in *z/OS Unicode Services User's Guide and Reference*.

rsn is the reason code associated with the error. The reason code helps you determine the specific cause of the error. Reason code values (rsn) are as follows:

1. Invalid Unicode characters were found by DFSORT before a call of Unicode collation service.
2. Invalid Unicode characters were found by Unicode collation service.

For additional reason codes See Appendix H. Unicode return and reason codes for Explanation: of the return code and the reason code in *z/OS Unicode Services User's Guide and Reference*.

ffffff SORT or MERGE control statement

pppp Position of the first byte of a control field with UTF8/UTF16/UTF32 data format

System action

The program terminates.

Programmer response

Ensure that the specified SORT/MERGE fields contains valid Unicode characters

**ICE504A INVALID COLLKEY VALUES. RC
=nn, RSN =rsn, COLLKEY=vvvv**

Explanation

Critical. DFSORT or Unicode collation service found an invalid COLLKEY value.

nn is the return code associated with the error. The return code helps you determine the specific cause of the error. Return code values (rtn) are as follows:

8 – Invalid COLLKEY value

For additional return codes See Appendix H. Unicode return and reason codes for Explanation: of the return code and the reason code in *z/OS Unicode Services User's Guide and Reference*

rsn is the reason code associated with the error. The reason code helps you determine the specific cause of the error. Reason code values (rsn) are as follows:

1. Invalid first subfield (UCA version) in COLLKEY value. UCA version can be as follows: UCA600, UCA410, or UCA400R1.
2. Some invalid subfields in COLLKEY value.
3. Invalid Locale/Region subfields in COLLKEY value.
4. Subfields of COLLKEY value are overlaid or appears more than once.

For additional return codes See Appendix H. Unicode return and reason codes for Explanation: of the return

code and the reason code in [z/OS Unicode Services User's Guide and Reference](#)

vvvv Specified COLLKEY

System action

The program terminates.

Programmer response

Specify a valid COLLKEY value. See Appendix E. Locales for collation support for supported locales in [z/OS Unicode Services User's Guide and Reference](#)

ICE505A	UNICODE SERVICES ERROR. RC =nn, RSN =rsn
----------------	---

Explanation

Critical. Unicode collation services returned an error for a service call used by DFSORT.

nn

Return code from Unicode service call

rsn

Return code from Unicode service call

System action

The program terminates.

Programmer response

See Appendix H. Unicode return and reason codes for Explanation: of the return code and the reason code in [z/OS Unicode Services User's Guide and Reference](#)

ICE506I	ACTIVE COLLKEY <i>value</i> WAS USED FOR UNICODE PROCESSING
----------------	--

Explanation

Indicates that DFSORT used Unicode processing and gives the name of the active collation version used.

Unicode processing is used for:

- SORT or MERGE of Unicode data formats (UTF8/UTF16/UTF32) control fields

System action

None

Programmer response

None

ICE600I	DFSORT ICETOOL UTILITY RUN STARTED
----------------	---

Explanation

Indicates the start of the ICETOOL run.

System action

None.

Programmer response

None.

ICE601I	DFSORT ICETOOL UTILITY RUN ENDED - RETURN CODE: nn
----------------	---

Explanation

Indicates the end of the ICETOOL run and the highest return code encountered. Message ICE602I gives the return code for each operation.

System action

None.

Programmer response

None if **nn** is 00. Otherwise, check the ICE602I messages for non-zero return codes and take the action indicated.

ICE602I	OPERATION RETURN CODE: nn
----------------	----------------------------------

Explanation

Indicates the return code for this operation.

System action

If **nn** is greater than 04, this operation was terminated due to an error.

Programmer response

None if **nn** is 00, or if **nn** is 04 and message ICE651I was issued. Otherwise:

- If **nn** is 04, match the identifier in message ICE606I or ICE627I for this operation to the same identifier in DFSORT message ICE200I (in the DFSMSG data set) to find the set of DFSORT messages for this operation. If appropriate, correct the condition that caused the return code of 4 indicated in the relevant DFSORT informational message.
- If **nn** is 12, check the error messages for this operation in the TOOLMSG data set and correct the indicated errors.
- If **nn** is 16, match the identifier in message ICE606I or ICE627I for this operation to the same identifier

in DFSORT message ICE200I (in the DFSMSG data set) to find the set of DFSORT messages for this operation. Correct the error indicated in the DFSORT error message.

ICE603I **INFORMATION PRINTED IN
ddname DATA SET**

Explanation

The information requested for this operator was printed in the list data set with the indicated *ddname*. If the operation was terminated, the list data set can be incomplete.

System action

None.

Programmer response

None.

ICE604A **ERROR IN KEYWORD,
PARAMETER, OR DELIMITER**

Explanation

Critical. The statement contained an error in an operand (keyword, parameter) or a delimiter was incorrect or missing. Some common errors are:

- A keyword or parameter was misspelled. Example: ALLDUP instead of ALLDUPS
- A keyword was used with an operator for which it is not valid. Example: NOSIGN was used with an operator other than VERIFY.
- A parameter or value was used with a keyword for which it is not valid. Example: VSAMTYPE(U) instead of VSAMTYPE(F) or VSAMTYPE(V).
- The cccc value for USING(cccc) was SYS c or was not four characters. Example: USING(ABC) instead of USING(ABCD) or USING(SYS1) instead of USING(SYX1).
- A left or right parenthesis was missing. Example: FROM IN instead of FROM(IN)
- A blank was used inside a parentheses. Example:
FROM(IN) instead of FROM(IN)
- A continuation indicator (-) was used incorrectly. Example: TO(OUT1, - instead of TO(OUT1,OUT2) -
- Parameters were not separated by a comma or semicolon. Example: ON(3:5:ZD) instead of ON(3,5,ZD) or ON(3;5;ZD)

- A numeric value was specified incorrectly. Example: ON(0,3,ZD) instead of ON(1,3,ZD) or LIMIT(+1) instead of LIMIT(1)
- An operand that can be specified only once per operator was specified more than once. Example: COPY TO(OUT1) TO(OUT2) instead of COPY TO(OUT1,OUT2)
- Mutually exclusive operands were used. Example: BLANK and PLUS for DISPLAY or WITHEACH and VLENOVLY for SPLICE.
- A numeric value was too low or too high. Example: LINES(9) or LINES(1000)
- A string was not enclosed in apostrophes. Example: HEADER(Revenue), HEADER('Revenue'), HEADER('Revenue'), or HEADER("Revenue") instead of HEADER('Revenue')
- A string exceeded the character limit allowed. Example:

TITLE('This string is longer
than the limit of 50 characters
for TITLE')

Note: In your ICETOOL statement, the entire operand must be on one line.

- A parameter was specified incorrectly. Example: DATE(DMY) instead of DATE(DMY.)
- NOHEADER was used when HEADER(NONE) was required. Example: HEADER('Name') NOHEADER instead of HEADER('Name') HEADER(NONE)
- Mutually exclusive items were specified within an operand. Example: DATE(YM4/) instead of DATE(YMD/) or DATE(DM4/)
- A formatting item was specified for an operator other than DISPLAY or OCCUR. Example:
SELECT ON(1,5,ZD,A1) instead of
SELECT ON(1,5,ZD)
- A symbol was specified where it is not allowed. Example: LINES(Max_Lines) instead of LINES(50)
- Too many 9's were specified in the pattern for E'pattern'. Example:
ON(VALCNT,E'999-999-999-999-9') instead of
ON(VALCNT,E'99-999-999-999-9')
- Too many characters were specified in the pattern for E'pattern'. Example:
ON(VALCNT,E'*999**999**999**999**999*')
instead of
ON(VALCNT,E'999**999**999**999**999*')
- A required parameter was missing. Example: ON(25,5) instead of ON(25,5,ZD)

Informational and Error Messages

- A parameter was specified where it isn't allowed.
Example: WITH(25,5,ZD) instead of WITH(25,5)

System action

This operation is terminated.

Programmer response

A \$ marks the point at which the error was detected.
Correct the error.

ICE605A	REQUIRED DD STATEMENT NOT FOUND: <i>ddname</i>
----------------	---

Explanation

Critical. A DD statement for the indicated *ddname* was not present. The *ddname* was required because:

- It was DFSMSG.
- It was TOOLIN and the ICETOOL Parameter List Interface was not used.
- It was specified in the FROM, TO, LIST, or DISCARD operand for this operator.
- USING(*xxxx*) was specified for this operator.

System action

If the *ddname* was TOOLIN or DFSMSG, ICETOOL terminates without performing any operations.
Otherwise, this operation is terminated.

Programmer response

Supply a DD statement for the indicated *ddname*.

ICE606I	DFSORT CALL <i>nnnn</i> FOR {COPY SORT MERGE} FROM {<i>ddname1</i> JKFROM MERGEIN} TO {<i>ddname2</i> E35 EXIT OUTFIL} USING <i>xxxxCNTL</i> {COMPLETED TERMINATED}
----------------	--

Explanation

Supplies information about a specific call to DFSORT for this operation as follows:

nnnn

The call identifier for this call to DFSORT. You can match *nnnn* to the same *nnnn* in DFSORT message ICE200I in the DFSMSG data set to find the set of DFSORT messages for this call to DFSORT.

COPY

The DFSORT copy function was used.

SORT

The DFSORT sort function was used.

MERGE

The DFSORT merge function was used.

ddname1

The *ddname* of the data set that was copied or sorted.

JKFROM

A JOINKEYS application was used.

MERGEIN

A MERGE operator was used

ddname2

The *ddname* of the data set resulting from the copy, sort or merge.

E35 EXIT

ICETOOL's E35 user exit was used.

OUTFIL

Either OUTFIL data sets were produced or an E35 user exit routine was used to dispose of all the output records

xxxxCNTL

The *ddname* of the DFSORT control data set used for the copy, sort or merge.

COMPLETED

DFSORT did not detect any errors preventing completion of this ICETOOL operation.

TERMINATED

DFSORT detected an error which prevented completion of this ICETOOL operation.

System action

None.

Programmer response

You can use the information in this message to determine the result of this call to DFSORT. If DFSORT terminated, use the call identifier to find the set of DFSORT messages for this call (in the DFSMSG data set), and correct the error indicated in the DFSORT error message.

ICE607I	STATISTICS FOR {(<i>p,m,f</i>) (VLEN)}:
----------------	--

Explanation

Indicates the field to which the statistics in subsequent messages ICE608I, ICE609I, and ICE648I apply. (*p,m,f*) or (VLEN) is a field you specified for this STATS operator.

System action

None.

Programmer response

None.

ICE608I	MINIMUM: <i>snnnnnnnnnnnnnnnn</i> , MAXIMUM: <i>snnnnnnnnnnnnnnnn</i>
----------------	--

Explanation

Indicates the minimum and maximum for the field indicated in the ICE607I message preceding this message. Each value consists of a + or - sign and 15 decimal digits (padded with zeros on the left as needed). If the values could not be determined due to an error (as indicated in a previous message), asterisks were printed for the values.

Note: ICE648I messages are printed for the minimum and maximum values (instead of ICE608I) if either value contains more than 15 significant digits, or if LMSG is specified.

System action

None.

Programmer response

None unless asterisks were printed for the values, in which case you should correct the error indicated by the previous error message for this operation.

If you want all of the minimum and maximum values displayed with 31 digits, specify the LMSG keyword for this STATS operator.

ICE609I	AVERAGE: <i>snnnnnnnnnnnnnnnn</i> , TOTAL: <i>snnnnnnnnnnnnnnnn</i>
----------------	--

Explanation

Indicates the average and total for the field indicated in the ICE607I message preceding this message. Each value consists of a + or - sign and 15 decimal digits (padded with zeros on the left as needed). If a value could not be determined due to an error (as indicated in a previous message), asterisks were printed for the value.

Note: ICE648I messages are printed for the average and total values (instead of ICE609I) if either value contains more than 15 significant digits, or if LMSG is specified.

System action

None.

Programmer response

None unless asterisks were printed for a value, in which case you should correct the error indicated by the previous error message for this operation.

If you want all of the average and total values displayed with 31 digits, specify the LMSG keyword for this STATS operator.

ICE610I	NUMBER OF UNIQUE VALUES FOR (p,m,f) (VLEN): <i>nnnnnnnnnnnnnnnn</i>
----------------	---

Explanation

Indicates the count of unique values for this field, printed as 15 decimal digits (padded with zeros on the left as needed). (p,m,f) or (VLEN) is the field you specified for this UNIQUE operator.

System action

None.

Programmer response

None.

ICE611A	TOTAL FOR {(p,m,f) (VLEN)} OVERFLOWED nn DECIMAL DIGITS
----------------	--

Explanation

Critical. The total for the indicated ON(p,m,f) or ON(VLEN) field (STATS or DISPLAY) exceeded the number of digits (nn) allowed for it. nn is 31 for STATS, or 15 or 31 for DISPLAY, depending on the number of digits allowed for the total.

System action

This operation is terminated.

For a STATS operator, asterisks are printed in ICE648I messages for the average and total for this field.

For a DISPLAY operator, asterisks are printed for this field in any BVERAGE, BTOTAL, AVERAGE, or TOTAL lines requested.

Programmer response

If nn is 15, specify an Ndd or Udd formatting item large enough to prevent overflow of the total (that is, use an appropriate Ndd or Udd value between 16 and 31).

If nn is 31 and you need the average or total for this field, use the STATS or DISPLAY operator for subsets of the data set that do not cause the total to overflow.

Use the statistics for the subsets to determine the needed statistics for the field.

ICE612I NO ERRORS FOUND IN STATEMENT

Explanation

Printed in SCAN mode to indicate that no errors were found in the statement.

System action

DFSORT is not called in SCAN mode.

Programmer response

If SCAN mode was entered due to an error while in STOP mode, correct the error. If SCAN mode was entered due to a MODE SCAN statement, replace it with a MODE STOP or MODE CONTINUE statement.

ICE613A REQUIRED KEYWORD MISSING: *keyword*

Explanation

Critical. The indicated *keyword* was required for this operator, but was not specified. The required keywords and their operands for each operator are:

- COPY
 - FROM, or JKFROM and USING
 - TO or USING
- COUNT
 - FROM
 - EMPTY, NOTEMPTY, HIGHER, LOWER, EQUAL, or NOTEQUAL if RC4, RC8 or RC12 is specified
 - WRITE if TEXT, DIGITS, EDCOUNT, or WIDTH is specified
- DATASORT
 - FROM, TO, and USING
 - HEADER or TRAILER
- DEFAULTS
 - LIST
- DISPLAY
 - FROM, ON, and LIST
 - BREAK if BTITLE, BTOTAL, BMAXIMUM, BMINIMUM, BAVERAGE, or BCOUNT is specified
 - COUNT if EDCOUNT is specified
 - BCOUNT if EDBCOUNT is specified
- MERGE

- FROM and USING
- MODE
 - STOP, CONTINUE, or SCAN
- OCCUR
 - FROM and LIST
 - ON(p,m,f), ON(p,m,HEX), or ON(VLEN)
- RANGE
 - FROM and ON
 - HIGHER, LOWER, EQUAL, or NOTEQUAL
- RESIZE
 - FROM, TO and TOLN
- SELECT
 - FROM and ON
 - TO or DISCARD
 - ALLDUPS, NODUPS, HIGHER, LOWER, EQUAL, FIRST, LAST, FIRSTDUP or LASTDUP
- SORT
 - FROM or JKFROM
 - USING
- SPLICE
 - FROM, TO, ON, and WITH
- STATS
 - FROM and ON
- SUBSET
 - FROM
 - TO or DISCARD
 - KEEP or REMOVE
 - INPUT or OUTPUT
- UNIQUE
 - FROM and ON
- VERIFY
 - FROM and ON

System action

This operation is terminated.

Programmer response

Supply the indicated keyword or operand.

ICE614A INVALID OPERATOR

Explanation

Critical. The first keyword in the statement was not a valid operator. The valid operators are: COPY, COUNT, DATASORT, DEFAULTS, DISPLAY, MERGE, MODE, OCCUR (or OCCURS), RANGE, RESIZE, SELECT, SORT, SPLICE, STATS, SUBSET, UNIQUE, and VERIFY.

A common cause of this error is a missing hyphen (-) on the previous line to indicate continuation.

System action

This operation is terminated.

Programmer response

A \$ marks the point at which the error was detected. If an invalid operator was used, replace it with a valid operator. If this is a continuation line, use a hyphen after the last operand on the previous line.

ICE615A **DDNAME USED MORE THAN ONCE:**
 ddname

Explanation

Critical. This message was issued for one of the following reasons:

- TOOLIN, TOOLMSG, DFSMSG, or SSMSG was used as a *ddname* in a FROM, TO, LIST, or DISCARD operand for this operator.
- The indicated *ddname* was found more than once in a FROM, TO, LIST, or DISCARD operand for this operator.
- USING(*xxxx*) was specified and *xxxxCNTL* was used in a FROM or TO operand for this operator.

System action

This operation is terminated.

Programmer response

A \$ marks the duplicate *ddname*. Replace it with a *ddname* that is unique for this operation and that is not TOOLIN, TOOLMSG, DFSMSG, or SSMSG.

ICE616A **STATEMENT DOES NOT END AT OR BEFORE COLUMN 72**

Explanation

Critical. The statement overran column 72, or a string contained unmatched quotes.

System action

This operation is terminated.

Programmer response

Recode the statement to end at or before column 72. Continuation can be indicated by a hyphen (-) after the operator or any operand. For example:

```
SORT FROM(INDD) -
      USING(ABCD) -
      TO(OUTPUT1,OUTPUT2,OUTPUT3)
```

Ensure that all quotes are matched as this message can also result from unmatched quotes in a string, for example, TITLE('Status Report').

ICE617A **RECORD COUNT OVERFLOWED 15 DECIMAL DIGITS**

Explanation

Critical. The number of records processed by ICETOOL for this operation was greater than 9999999999999999.

System action

This operation is terminated.

Programmer response

Perform the operation on subsets of the data set containing less than 9999999999999999 records.

ICE618A **INVALID (*p,m,f*) VALUE - RECORD:**
 nnnnnnnnnnnnnnnnnn

Explanation

Critical. ICE618A and ICE649A identify an invalid decimal value in a specified field. One of the following was found:

- An invalid digit (A-F) in a field specified for a DISPLAY, OCCUR, RANGE, STATS, or VERIFY operator.
- An invalid sign (0-9) in a field specified for a VERIFY operator (NOSIGN was not specified).

(*p,m,f*) is a field you specified for this operator.

The invalid value was found in record number *nnnnnnnnnnnnnnnnnn* (prints as 15 decimal digits padded with zeros on the left as needed). For a DISPLAY, RANGE, STATS, or VERIFY operator, *nnnnnnnnnnnnnnnnnn* is the input record number (that is, the relative record number). For an OCCUR operator, *nnnnnnnnnnnnnnnnnn* is the sorted record number, and thus may not be useful.

h...h in the ICE649A message that follows this ICE618A message is the invalid value in hexadecimal.

System action

- For a DISPLAY operator with an invalid BREAK value, this operation is terminated.
- For a DISPLAY operator with an invalid ON value, asterisks are printed for this value in the data line and in any statistics lines requested. If this incorrect value causes the limit for decimal values to be reached, this operation is terminated after the current record is printed in the list data set. Otherwise, processing continues.
- For an OCCUR or RANGE operator, this operation is terminated.
- For a STATS operator, asterisks were printed in messages ICE608I, ICE609I or ICE648I for minimum, maximum, average, and total for this field.
- For a VERIFY operator, if this bad value caused the limit for invalid decimal values to be reached, this operation is terminated. Otherwise, processing continues.

Programmer response

Correct the invalid digit or sign in the identified field. The VERIFY or DISPLAY operator can be used to print all the invalid values and their relative record numbers.

ICE619A	INVALID LENGTH, FORMAT, OR COMBINATION FOR operator OPERATION
----------------	--

Explanation

Critical. One of the following conditions was detected in the parameters of an ON or BREAK operand:

- The format was invalid. Example: ON(10,2,CST) or BREAK(10,2,FL)
- The format was not allowed for this operator. Example: VERIFY ON(10,2,BI)
- The length was not within the range allowed for the format and operator. Example: STATS ON(10,9,BI)
- ON(VLEN) was specified for a VERIFY operator. Example: VERIFY ON(VLEN)
- ON(NUM) was specified for an operator other than DISPLAY. Example: STATS ON(NUM)
- ON(VALCNT) was specified for an operator other than OCCUR. Example: DISPLAY ON(VALCNT)
- ON(p,m,HEX) was specified for an operator other than DISPLAY or OCCUR. Example: UNIQUE ON(5,4,HEX)

- The length was not within the range allowed for ON(p,m,HEX). Example: ON(5,2001,HEX)
- BREAK(p,m,HEX) was specified. Example: BREAK(5,4,HEX)

System action

This operation is terminated.

Programmer response

A \$ marks the point at which the error was detected. Correct the error.

ICE620A	SUM OF POSITION AND LENGTH GREATER THAN max
----------------	--

Explanation

Critical. A specified field extended beyond the maximum position (max - 1) allowed for this operation.

System action

This operation is terminated.

Programmer response

A \$ marks the point at which the error was detected. Change the position or length so that the field ends at or before position max - 1.

ICE621I	DFSORT DETECTED AN ERROR AFTER E35 EXIT PROCESSING COMPLETED
----------------	---

Explanation

A call to DFSORT for this operation resulted in a return code of 16. However, because the error was detected by DFSORT after ICETOOL's E35 user exit completed its processing, the error did not prevent the completion of this ICETOOL operation.

System action

None.

Programmer response

None required, but you can examine the DFSORT messages in DFSMSG to determine the error detected by DFSORT and correct it if appropriate.

ICE622A	EXPECTED CONTINUATION LINE NOT FOUND
----------------	---

Explanation

Critical. This message was issued for one of the following reasons:

- Continuation was indicated by a hyphen (-) after the last operand in the last line of the TOOLIN data set, but the continuation line was not found.
- A parameter list statement area did not contain an operator statement.
- Continuation was indicated by a hyphen (-) in the last line of a parameter list statement area, but the continuation line was not found.

System action

This operation is terminated.

Programmer response

Supply the continuation line.

ICE623A	MAXIMUM NUMBER OF <i>keyword</i> KEYWORDS EXCEEDED
----------------	---

Explanation

Critical. Too many keywords of the indicated type were specified for this operator.

The maximum number of HEADER fields is 50 for a DISPLAY operator or 10 for an OCCUR operator.

The maximum number of WITH operands is 50 for a SPLICE operator.

The maximum number of TITLE operands is 3 for a DISPLAY or OCCUR operator.

The maximum number of RRN operands is 300 for a SUBSET operator.

The maximum number of FROM operands is 10 for a MERGE operator

The maximum number of ON fields for each operator is:

- DISPLAY - 50
- OCCUR - 10
- RANGE - 1
- SELECT - 10
- SPLICE - 10
- STATS - 10
- UNIQUE - 1
- VERIFY - 10

System action

This operation is terminated.

Programmer response

A \$ marks the point at which the error was detected. Reduce the number of indicated keywords for this operator to the maximum allowed. If necessary, use additional operators to handle all the required fields.

ICE624A	MAXIMUM NUMBER OF TO DDNAMES EXCEEDED
----------------	--

Explanation

Critical. Too many TO ddnames were specified for this operator. The maximum number of TO ddnames for each operator is:

- COPY - 10
- DATASORT - 1
- MERGE - 10
- RESIZE - 1
- SELECT - 1
- SORT - 10
- SPLICE - 1
- SUBSET - 1

System action

This operation is terminated.

Programmer response

A \$ marks the point at which the error was detected. Reduce the number of TO ddnames for this operator to the maximum allowed. Use additional operators to handle all the data sets required.

ICE625A	OPEN FAILED FOR <i>ddname</i> DATA SET
----------------	---

Explanation

Critical. The data set with the indicated *ddname* could not be opened. This occurred either for the data set specified for TOOLIN, SYMNames or SYMNOUT, or for the data set whose *ddname* was specified in the LIST operand for this operator.

System action

If the *ddname* is TOOLIN, SYMNames, or SYMNOUT, ICETOOL terminates without performing any operations. Otherwise, this operation is terminated.

Programmer response

Ensure that the attributes of the data set (record format, record length, block size) conform to the rules for that type of data set. See the ICETOOL chapter (TOOLIN or LIST operand data set) or Symbols chapter (SYMNAMES or SYMNOUT) in *z/OS DFSORT Application Programming Guide* for information on the rules.

ICE626A **LIMIT FOR INVALID VALUES
REACHED**

Explanation

Critical. The limit for the number of invalid decimal values specified by the LIMIT operand (or defaulted to 200) was reached for this DISPLAY or VERIFY operator.

System action

This operation is terminated.

Programmer response

Correct the invalid decimal values indicated in the ICE618A and ICE649A messages, or set a higher LIMIT value.

ICE627I **DFSORT CALL nnnn FOR
{COPY|SORT} FROM ddname1
TO {ddname2|E35 EXIT|OUTFIL}
{COMPLETED|TERMINATED}**

Explanation

Supplies information about a specific call to DFSORT for this operation as follows:

nnnn

The call identifier for this call to DFSORT. You can match nnnn to the same nnnn in DFSORT message ICE200I in the DFSMSG data set to find the set of DFSORT messages for this call to DFSORT.

COPY

The DFSORT copy function was used.

SORT

The DFSORT sort function was used.

ddname1

The ddname of the data set that was copied or sorted.

ddname2

The ddname of the data set resulting from the copy or sort.

E35 EXIT

ICETOOL's E35 user exit was used.

OUTFIL

OUTFIL data sets were produced

COMPLETED

DFSORT did not detect any errors preventing completion of this ICETOOL operation.

TERMINATED

DFSORT detected an error which prevented completion of this ICETOOL operation.

System action

None.

Programmer response

You can use the information in this message to determine the result of this call to DFSORT. If DFSORT terminated, use the call identifier to find the set of DFSORT messages for this call (in the DFSMSG data set), and correct the error indicated in the DFSORT error message.

ICE628I **RECORD COUNT:
nnnnnnnnnnnnnnnnnnnn**

Explanation

Indicates the number of records processed by ICETOOL (prints as 15 decimal digits padded with zeros on the left as needed).

If ICETOOL completed the operation successfully, this count reflects the number of records in the input data set or in the subset of the input data set selected by DFSORT statements (for example, INCLUDE). If an ADD operand was specified for a COUNT operator, the count will reflect addition of the specified value. If a SUB operand was specified for a COUNT operator, the count will reflect subtraction of the specified value, but will not be reduced below 0.

If ICETOOL did not complete the operation successfully, this count reflects the number of records processed before an error was detected that caused ICETOOL to terminate processing of this operation.

System action

None.

Programmer response

None.

ICE629A **HIGHER AND LOWER VALUES
EXCLUDE ALL RECORDS**

Explanation

Critical. The values specified for HIGHER and LOWER excluded all records from the range. For example, HIGHER(5) and LOWER(6) define a range of $5 < \text{value} < 6$, which excludes every value.

System action

This operation is terminated.

Programmer response

A \$ marks the point at which the error was detected. Specify values for HIGHER and LOWER that define a valid range.

ICE630I **MODE IN EFFECT: *mode***

Explanation

Indicates the processing mode to be used for subsequent operators as follows:

- STOP mode - set at the beginning of the run and when a MODE STOP statement is processed. Stops subsequent operations if an error is detected (by entering SCAN mode).
- CONTINUE mode - set when a MODE CONTINUE statement is processed. Continues with subsequent operations if an error is detected.
- SCAN mode - set when an error is encountered in STOP mode and when a MODE SCAN statement is processed. ICETOOL statements are checked for errors, but DFSORT is not called to perform the operations.

System action

None.

Programmer response

If SCAN mode was set due to an error while in STOP mode, correct the error.

ICE631I **NUMBER OF VALUES IN
RANGE FOR $\{(p,m,f)|(VLEN)\}$:
*nnnnnnnnnnnnnnnn***

Explanation

Indicates the count of values within the specified range for this field (prints as 15 decimal digits padded with zeros on the left as needed). (p,m,f) or (VLEN) is the field you specified for this RANGE operator.

System action

None.

Programmer response

None.

ICE632I **SOURCE FOR ICETOOL
STATEMENTS: *source***

Explanation

Indicates whether ICETOOL statements were processed from TOOLIN or from the calling program's PARMLIST (parameter list). Statements are processed from TOOLIN unless the ICETOOL Parameter List Interface is used.

System action

None.

Programmer response

None.

ICE633A **RETURN AREA IS *n* BYTES, BUT *m*
BYTES ARE REQUIRED**

Explanation

The length of the return area (in bytes) as indicated in the calling program's parameter list was too small to contain all of the information to be returned for this operation. A return area of *m* bytes is needed.

System action

This operation is terminated.

Programmer response

Provide a return area of *m* bytes (or more) for this operation and set the return area length appropriately.

ICE634A **VALUE FOR (p,m,f) EXCEEDS 31
DIGITS**

Explanation

Critical. A value for the indicated FS or CSF field had 32 digits, or a value for the indicated UFF or SFF field had 32 or more digits, exceeding the limit of 31 digits.

System action

This operation is terminated.

Programmer response

Limit all FS, CSF, UFF, and SFF data values for this operation to 31 digits. The DISPLAY operator with CH format can be used to visually identify the values with 32 digits.

ICE635A	NUMBER OF HEADER KEYWORDS DOES NOT MATCH NUMBER OF ON KEYWORDS
----------------	---

Explanation

Critical. There was not a one-to-one correspondence between the HEADER keywords and the ON keywords. For example, two HEADER keywords were specified with three ON keywords.

System action

This operation is terminated.

Programmer response

Specify one HEADER('string') or HEADER(NONE) keyword for each ON keyword.

ICE636A	INVALID VALUE IN DFSORT ICEyyy INSTALLATION ENVIRONMENT
----------------	--

Explanation

Critical. A value in the indicated DFSORT installation environment (ICEyyy) could not be interpreted by ICETOOL. This indicates an installation problem. Any or all of the values printed can be incorrect.

Note: ICETOOL cannot detect all possible invalid values in the ICEyyy environment; it only prints this message for the first invalid value it detects.

System action

'> > INVALID < <' is printed in the list data set for the invalid value, and all subsequent processing for this operator is terminated.

Programmer response

Have your system programmer check that the ICEMAC macro and the DFSORT modules (especially ICEPRML, ICETOOL and ICEMCDU) were installed correctly and that the ICEMAC installation modules (ICEAM1, ICEAM2, ICEAM3, ICEAM4, ICETD1, ICETD2, ICETD3, and ICETD4) were generated correctly and are at the same level as the DFSORT modules.

ICE637A	ddname RECORD LENGTH OF n BYTES EXCEEDS MAXIMUM WIDTH OF m BYTES
----------------	---

Explanation

Critical.

- For a DISPLAY or OCCUR operator without NOCC: The calculated record length for the indicated list data set was greater than 8192 with LONGLINE, greater than 2048 without LONGLINE, or greater than the maximum width specified by WIDTH(m). n is the total bytes required in the list data set record for the carriage control character, the title lines (resulting from specified title elements), column widths (resulting from specified ON, HEADER, PLUS, BLANK, TOTAL, BREAK, BTITLE, and BTOTAL operands), and blanks before and between title elements and columns (resulting from specified INDENT, TBETWEEN, BETWEEN, and STATLEFT operands). m is the value specified for the WIDTH operand, or the maximum allowed value if WIDTH was not specified.
- For a DISPLAY or OCCUR operator with NOCC:
 - WIDTH(8192) was specified. This exceeds the maximum width of 8191 allowed with NOCC. n is 8192 and m is 8191.
 - The calculated record length for the indicated list data set was greater than 8191 with LONGLINE, greater than 2047 without LONGLINE, or greater than the maximum width specified by WIDTH(m). n is the total bytes required in the list data set record for the title lines (resulting from specified title elements), column widths (resulting from specified ON, HEADER, PLUS, BLANK, TOTAL, BREAK, BTITLE, and BTOTAL operands), and blanks before and between title elements and columns (resulting from specified INDENT, TBETWEEN, BETWEEN, and STATLEFT operands). m is the value specified for the WIDTH operand, or the maximum allowed value if WIDTH was not specified.
- For a COUNT operator with WRITE: The calculated record length for the indicated output data set was greater than the maximum width specified by WIDTH(m). n is the total bytes required in the output data set record for the count line (resulting from specified TEXT, DIGITS and EDCOUNT operands). m is the value specified for the WIDTH operand.

System action

This operation is terminated.

Programmer response

- For a DISPLAY or OCCUR operator:

If WIDTH is specified, remove the WIDTH operand and let ICETOOL set the width automatically, or if you need to set the WIDTH explicitly, increase its value to *n* or greater.

If WIDTH is not specified, use the LONGLINE operand to increase the maximum width to 8192 without NOCC or 8191 with NOCC.

If *m* is 8192 without NOCC or 8191 with NOCC, take one or more of the following actions:

- Use formatting items or the PLUS or BLANK operand. For example, use ON(21,18,ZD,U19) instead of ON(21,18,ZD) with TOTAL to change the column width from 32 bytes to 20 bytes.
- Reduce the length of one or more HEADER strings.
- Reduce the length of one or more ON fields. For example, if an ON(1,8,PD) field always has zeros in bytes 1 through 3, use instead (1,8,PD,U09), or ON(4,5,PD) with BLANK, to reduce the column width from 16 bytes to 10 bytes.
- Reduce the number of ON fields, especially if the BTOTAL or TOTAL operand is used.
- Reduce BETWEEN(*n*).
- Reduce INDENT(*n*).
- Remove STATLEFT.
- Reduce TBETWEEN(*n*).
- For a COUNT operator, remove the WIDTH operand and let ICETOOL set the width, or if you need to set the WIDTH explicitly, increase its value to *n* or greater.

ICE638I **NUMBER OF RECORDS
RESULTING FROM CRITERIA:
nnnnnnnnnnnnnnnnnn**

Explanation

Indicates the count of records produced as a result of the specified criteria, for example, ALLDUPS (prints as 15 decimal digits padded with zeros on the left as needed).

- For an OCCUR operator, the count indicates the total number of records in the list data set.
- For a SELECT or SPLICE operator, the count indicates the total number of records in the outdd data set.

System action

None.

Programmer response

None.

ICE639A **INSUFFICIENT MAIN STORAGE -
ADD AT LEAST *n*K BYTES TO
REGION**

Explanation

Critical. ICETOOL could not get the additional *n* KB of storage needed for this operation.

System action

This operation is terminated.

Programmer response

Increase the REGION by at least *n* KB. In some cases, more than *n* KB are required to meet all the storage requirements for ICETOOL and DFSORT for this operation.

ICE640A **INVALID FORMATTING ITEM**

Explanation

Critical. An ON(*p,m,f,formatting*), ON(VLEN,formatting), ON(NUM,formatting), EDCOUNT(formatting), or EDBCOUNT(formatting) operand for this DISPLAY operator, or an ON(*p,m,f,formatting*), ON(VLEN,formatting) or ON(VALCNT,formatting) operand for this OCCUR operator, or an EDCOUNT(formatting) operand for this COUNT operator, contained an invalid formatting item as follows:

- The formatting item was not /*x* (/x can be /D, /C, /K, /DK, /CK, /M, /G, /KB, /MB, or /GB), L'string', F'string', T'string', E'pattern', NOST, LZ, Ndd, Udd, or a valid mask (mask can be A0-A5, B1-B6, C1-C6, D1-D6, E1-E4, F1-F5, or G1-G6).
- /*x*, F'string', E'pattern', LZ, NOST, Ndd, Udd, or a mask was specified for a character field.
- /*x* or NOST was specified for ON(NUM,formatting) or for OCCUR.
- /*x*, NOST or Ndd was specified for BREAK(*p,m,f,formatting*), EDCOUNT(formatting), or EDBCOUNT(formatting).
- More than one /*x* was specified, more than one mask was specified, Ndd and Udd were both specified, or L'string', F'string', T'string', E'pattern', Udd, or Ndd was specified more than once.
- L', F', T' or E' was specified.
- F'string' or a mask was specified with E'pattern'.
- dd for Ndd or Udd was not two digits from 01 to 31.

Informational and Error Messages

- dd for Ndd or Udd was greater than 15 for ON(NUM,formatting) or ON(VALCNT,formatting).
- dd for Udd was greater than 15 for EDCOUNT(formatting) or EDBCOUNT(formatting).

System action

This operation is terminated.

Programmer response

A \$ marks the point at which the error was detected. Correct the error.

ICE641A *service SERVICE ERROR (x-y)*

Explanation

Critical. The indicated system service failed when ICETOOL called it. Message values are as follows:

x

The return code from the service, in decimal.

y

The reason code from the service, in decimal, or zero if unavailable.

System action

This operation is terminated.

Programmer response

Contact IBM for programming support.

ICE642A **DFSORT RELEASE xxxx AND
module RELEASE yyyy DO NOT
MATCH**

Explanation

Critical. The release level (xxxx) of DFSORT does not match the release level (yyyy) of the indicated module. If the module is 'ICEPRML', that module, which is used to process ICEPRMxx members in PARMLIB was not at the same release level as the DFSORT modules being used for the run. If the module is 'ICEAM1', 'ICEAM2', 'ICEAM3', 'ICEAM4', 'ICETD1', 'ICETD2', 'ICETD3' or 'ICETD4', the ICEMAC macro used to compile that installation module was not at the same release level as the DFSORT modules being used for the run.

Note: This message is only printed for ICEPRML or for the first installation module with a release level that does not match the DFSORT release level.

System action

This operation is terminated.

Programmer response

Have your System Programmer ensure that the release level of the DFSORT modules matches the release level of the indicated ICEPRML or installation module.

ICE643I **WIDTH OF REPORT IS n BYTES**

Explanation

n indicates the line length and the LRECL for this DISPLAY or OCCUR list data set, determined as follows:

- n if WIDTH(n) was specified
- 121 if NOCC and WIDTH(n) were not specified and the calculated line length was less than or equal to 121
- the calculated line length if NOCC and WIDTH(n) were not specified and the calculated line length was greater than 121
- 120 if NOCC was specified, WIDTH(n) was not specified, and the calculated line length was less than or equal to 120
- the calculated line length if NOCC was specified, WIDTH(n) was not specified, and the calculated line length was greater than 120.

System action

None.

Programmer response

None.

ICE644A **{VALUE|TOTAL} FOR {(p,m,f)|
(VLEN)} OVERFLOWED n DECIMAL
DIGITS**

Explanation

Critical. A value for the indicated ON(p,m,f) or ON(VLEN) field (DISPLAY or OCCUR) or BREAK(p,m,f) field (DISPLAY), or the total for the indicated ON(p,m,f) field, exceeded the number of digits (n) you allowed for it. n is the number of digits allowed for the value or total as determined from the length and format of the field, or the Ndd or Udd formatting item you specified.

System action

- For a DISPLAY operator with an overflowing BREAK value, this operation is terminated.
- For a DISPLAY operator with an overflowing ON value, asterisks are printed for this value in the data line and in any statistics lines requested. Processing continues.

- For a DISPLAY operator with an overflowing total, asterisks are printed for the total. Processing continues.
- For an OCCUR operator with an overflowing ON value, this operation is terminated.

Programmer response

Specify an Ndd or Udd formatting item large enough to prevent overflow of the value or total (that is, use an appropriate Ndd or Udd value between n+1 and 31).

ICE645A	{{(NUM) (VALCNT) COUNT} OVERFLOWED <i>n</i> DECIMAL DIGITS
---------	---

Explanation

Critical. The number of digits (n) allowed from the Ndd, Udd , or DIGITS(n) item you specified was too small, as follows:

- (NUM) indicates a record number for this DISPLAY operator exceeded the number of digits you allowed for it.
- (VALCNT) indicates a value count for this OCCUR operator exceeded the number of digits you allowed for it.
- COUNT indicates a count for this COUNT operator, or an overall count or break count for this DISPLAY operator, exceeded the number of digits you allowed for it.

System action

This operation is terminated.

Programmer response

Specify an Ndd or Udd formatting item, or a DIGITS(n) operand, large enough to prevent overflow of the record number, value count, overall count or break count (that is, use an appropriate Ndd, Udd, or DIGITS value between n+1 and 15).

ICE646A RECORD COUNT MEETS CRITERIA
- RC=nn SET

Explanation

Critical. EMPTY, NOTEMPTY, HIGHER(n), LOWER(n), EQUAL(n), or NOTEQUAL(n) was specified for this COUNT operator. Because the record count met the specified criteria, RC=08 (if RC8 was specified) or RC=12 (if RC12 was specified or defaulted) was set for this COUNT operation.

System action

The operation is terminated.

Programmer response

None.

ICE647I	RECORD COUNT DOES NOT MEET CRITERIA - RC=0 SET
---------	---

Explanation

EMPTY, NOTEMPTY, HIGHER(n), LOWER(n), EQUAL(n), or NOTEQUAL(n) was specified for this COUNT operator. Because the record count did not meet the specified criteria, RC=0 was set for this COUNT operation.

System action

None.

Programmer response

None.

ICE648I	statistic: nnnnnnnnnnnnnnnnnnnnnnnnnnnnnnnnnnnnnn nnnn
---------	--

Explanation

Indicates the minimum, maximum, average or total for the field indicated in the ICE607I message preceding this message. *statistic* is MINIMUM, MAXIMUM, AVERAGE or TOTAL. Each value consists of a + or - sign and 31 decimal digits (padded with zeros on the left as needed).

Note: An ICE608I message is printed for the minimum and maximum values (instead of ICE648I messages) if both values contain less than 16 significant digits, unless LMSG is specified. An ICE609I message is printed for the average and total values (instead of ICE648I messages) if both values contain less than 16 significant digits, unless LMSG is specified.

System action

None.

Programmer response

None unless asterisks were printed for the AVERAGE and TOTAL values, in which case you should correct the error indicated by the previous error message for this operation.

If you want all of the minimum, maximum, average and total values displayed with 31 digits, specify the LMSG keyword for this STATS operator.

ICE649A **HEX VALUE: h...h**

Explanation

Critical. Displays the invalid value associated with preceding message ICE618A. *h...h* is the invalid value in hexadecimal. See the Explanation of message ICE618A for details

System action

See the System Action of message ICE618A for details.

Programmer response

See the Programmer Response of message ICE618A for details.

ICE650I **VISIT <http://www.ibm.com/storage/dfsor> FOR ICETOOL PAPERS, EXAMPLES AND MORE**

Explanation

The [DFSORT Home Page \(www.ibm.com/storage/dfsor\)](http://www.ibm.com/storage/dfsor) is an important source of information about DFSORT's ICETOOL utility. It contains papers, examples, online documents, news, tips, techniques and more that can help you get the most out of ICETOOL.

System action

None.

Programmer response

Optional. Visit the DFSORT website to see what it has to offer.

ICE651I **RECORD COUNT MEETS CRITERIA - RC=4 SET**

Explanation

RC4 and EMPTY, NOTEMPTY, HIGHER(n), LOWER(n), EQUAL(n), or NOTEQUAL(n) was specified for this COUNT operator. Because the record count met the specified criteria, RC=4 was set for this COUNT operation.

System action

Processing continues and ICETOOL passes back a return code of 4 unless it sets a higher return code for some other reason.

Programmer response

None.

ICE652A **OUTREC STATEMENT FOUND BUT NOT ALLOWED - USE OUTFIL STATEMENT INSTEAD**

Explanation

Critical. A DFSORT OUTREC statement was specified for this DATASORT, RESIZE, SELECT, SPLICE, or SUBSET operator, but you cannot use an OUTREC statement with DATASORT, RESIZE, SELECT, SPLICE, or SUBSET.

System action

The operation is terminated.

Programmer response

If you want to reformat the output records produced by this DATASORT, RESIZE, SELECT, SPLICE, or SUBSET operator, use one or more OUTFIL statements as explained in *z/OS DFSORT Application Programming Guide*, instead of an OUTREC statement.

ICE653A **STOPAFT, SKIPREC OR COND (SUBSET) OR STOPAFT (DATASORT) NOT ALLOWED**

Explanation

Critical. Either:

- a SUBSET operator was used and a DFSORT SKIPREC, STOPAFT or COND operand was specified, or
- a DATASORT operator was used and a DFSORT STOPAFT operand was specified.

You cannot use STOPAFT with SUBSET or DATASORT. You cannot use SKIPREC or COND with SUBSET.

System action

The operation is terminated.

Programmer response

If appropriate, use an OUTFIL statement with INCLUDE, OMIT, STARTREC, ENDREC, ACCEPT or other

operands to remove unwanted records after they are processed by SUBSET or DATASORT.

**ICE654A SORT FUNCTION IS REQUIRED
FOR DATASORT OPERATION**

Explanation

Critical. A DFSORT SORT statement was not found for this DATASORT operator, but you must supply a SORT statement with DATASORT.

System action

The operation is terminated.

Programmer response

Specify a SORT statement in the xxxxCNTL data set corresponding to the USING(yyyy) operand for this DATASORT operator. Ensure that the SORT statement is not overridden by an OPTION COPY statement.

**ICE655I COUNT RECORD WRITTEN IN
ddname DATA SET - LENGTH IS n
BYTES**

Explanation

The record containing the count was written in the output data set with the indicated ddname. n indicates the record length and the LRECL for the output data set, determined as follows:

- n if WIDTH(n) was specified
- the calculated length of the count record if WIDTH(n) was not specified.

System action

None.

Programmer response

None.

**ICE656A DISCARD AND INPUT CANNOT BE
USED WITH SORT FUNCTION FOR
SUBSET OPERATION**

Explanation

Critical. A DFSORT SORT statement was found for a SUBSET operator with DISCARD(savedd) and INPUT operands, but you cannot use a SORT statement with these SUBSET operands.

System action

This operation is terminated.

Programmer response

Remove the SORT statement or DISCARD(savedd) operand, or change the INPUT operand to an OUTPUT operand, as appropriate. Alternatively, use two SUBSET operators, one with REMOVE and INPUT operands, a SORT statement, and no DISCARD(savedd) operand, and the other with KEEP and INPUT operands, a SORT statement, and no DISCARD(savedd) operand.

**ICE657A TOO MANY FROM DDNAMES FOR
MERGE**

Explanation

Critical. The maximum of 50 FROM ddnames was exceeded for this MERGE operation.

System action

This operation is terminated.

Programmer response

A \$ marks the point at which the error was detected. Reduce the number of FROM ddnames for this MERGE operator to 50 or less. Use additional MERGE operators to handle all of the data sets required.

**ICE658A MERGE FUNCTION IS REQUIRED
FOR MERGE OPERATION**

Explanation

Critical. A DFSORT MERGE statement was not found for this MERGE operator, but you must supply a MERGE statement with a MERGE operator

System action

This operation is terminated.

Programmer response

Specify a MERGE statement in the xxxxCNTL data set corresponding to the USING(yyyy) operand for this MERGE operator. Ensure that the MERGE statement is not overridden by a SORT statement, an OPTION COPY statement, or a MERGE FIELDS=COPY statement.

**ICE659I RECORDS RESIZED FROM n BYTES
TO m BYTES**

Explanation

For this RESIZE operator, *n* indicates the original size of the input records, and *m* indicates the resulting size of the output records.

System action

None.

Programmer response

None.

**ICE660A FROM DATA SET MUST HAVE
FIXED LENGTH RECORDS**

Explanation

Critical. For this RESIZE operator, the input data set associated with the FROM ddname has variable-length records rather than fixed-length records.

System action

This operation is terminated.

Programmer response

Specify a FROM ddname associated with a fixed-length data set (for example, FB or F).

**ICE661A TOLLEN MUST NOT BE THE SAME
AS FROM DATA SET RECORD
LENGTH**

Explanation

Critical. For this RESIZE operator, the output length specified by TOLLEN is the same as:

- The reformatted record length if INREC is used.
- The record length of the input data set associated with the FROM ddname if INREC is not used.

A RESIZE operation requires a FROM record length different from TOLLEN.

System action

This operation is terminated.

Programmer response

Specify a TOLLEN value that is larger or smaller than the FROM record length.

**ICE700A EFS PROCESSING IS NOT
SUPPORTED FOR THE TECHNIQUE
SELECTED**

Explanation

Critical. EFS processing is not supported for the technique selected (tape work data set sort or Conventional merge).

System action

The program terminates.

Programmer response

Rerun the job with SORTDIAG DD statement to get the reason for the revert from message ICE800I. Remove the cause of the revert or do not use EFS processing by specifying EFS=NONE.

**ICE701A EFS PROCESSING WAS
TERMINATED BY *pppppppp* AT
MAJOR CALL *n***

Explanation

Critical. Termination of the DFSORT run was requested by EFS program *pppppppp* at Major Call 1, 2, 3, 4, or 5.

System action

If the termination was requested at Major Call 1, the program terminates. If the termination was requested at Major Call 2 through 5, DFSORT scans all remaining control statements and then the program terminates.

Programmer response

Refer to the message issued by EFS program *pppppppp* for the error description.

**ICE702A INVALID RETURN CODE FROM EFS
PROGRAM *pppppppp* AT MAJOR
CALL *n***

Explanation

Critical. EFS program *pppppppp* returned an invalid return code to DFSORT at Major Call 1, 2, 3, 4, or 5.

System action

If the invalid return code was returned at Major Call 1, the program terminates. If the invalid return code was returned at Major Call 2 through 5, DFSORT scans all remaining control statements and then the program terminates.

Programmer response

Check the EFS program thoroughly and ensure that the return code is either 0 or 16.

**ICE703A INVALID RETURN CODE FROM
 ppppp OF EFS PROGRAM
 pppppppp**

Explanation

Critical. The *ppppp*-generated user exit routine, EFS01 or EFS02, of EFS program *pppppppp* returned an invalid return code to DFSORT.

System action

The program terminates.

Programmer response

Check the EFS-generated user exit routines thoroughly and ensure that the return code returned by EFS01 is either 0 or 16 and that the return code returned by EFS02 is 0, 4, or 16.

**ICE704A LOAD FAILED FOR EFS PROGRAM
 pppppppp**

Explanation

Critical. EFS program *pppppppp* could not be loaded.

System action

The program terminates.

Programmer response

Check that EFS program *pppppppp* is installed.

**ICE705A EFS PROCESSING WAS
 TERMINATED BY ppppp OF EFS
 PROGRAM pppppppp**

Explanation

Critical. Termination of the DFSORT run was requested by a user exit routine generated by EFS program *pppppppp*.

ppppp is one of the following names:

EFS01

The SORT/MERGE user exit routine.

EFS02

The INCLUDE/OMIT user exit routine.

System action

The program terminates.

Programmer response

Refer to the message issued by the user exit routine generated by EFS program *pppppppp*.

**ICE706I END OF SUPPLIED CONTROL
 STATEMENTS - EFS RETURNED
 CONTROL STATEMENTS FOLLOW**

Explanation

When control statements are specified in the invoking parameter list or control statements are specified with the DD statement for SYSIN or xxxxCNTL, this message separates the listing of those control statements from the listing of the control statements returned by an EFS program.

A control statement returned by an EFS program completely overrides the corresponding control statement in the parameter list, or in SYSIN or xxxxCNTL. (OPTION control statement operands EFS, LIST, NOLIST, LISTX, NOLISTX, MSGDDN, MSGPRT, SORTDD, SORTIN, SORTOUT, and USEWKDD are ignored if returned by an EFS program.)

For complete details on the order of override, see [z/OS DFSORT Application Programming Guide](#).

System action

None.

Programmer response

None.

**ICE707A EXIT E61 IS NOT SUPPORTED FOR
 EFS FIELDS**

Explanation

Critical. The SORT or MERGE control statement defined a control field to be processed both by an EFS program and an E61 user exit routine.

System action

The program terminates.

Programmer response

Check the SORT or MERGE control statement for errors resulting in the specification of a D1 field format type with an E field sequence type.

ICE708A AN EFS PROGRAM IS REQUIRED

Explanation

Critical. A SORT/MERGE control field or an INCLUDE/OMIT compare field was to be processed by an EFS program, but the EFS program was not activated by the EFS option, nor was a verb request list returned at Major Call 1.

System action

The program terminates.

Programmer response

Check the SORT/MERGE or INCLUDE/OMIT control statements for errors resulting in the specification of a D1 or D2 field format type. Check that the EFS option has been specified.

ICE709A **ppppp EXIT ROUTINE IS REQUIRED**

Explanation

Critical. A SORT/MERGE control field or an INCLUDE/OMIT compare field was to be processed by an EFS program, but the EFS program did not return an address to EFS01 or EFS02.

ppppp is one of the following names:

EFS01

The SORT/MERGE user exit routine.

EFS02

The INCLUDE/OMIT user exit routine.

System action

The program terminates.

Programmer response

Check the SORT/MERGE and INCLUDE/OMIT control statements for errors resulting in the specification of a D1 or D2 field format type. Check the EFS program and ensure that it returns an address to EFS01 or EFS02.

ICE710A **THE aaaaaaaa CONTROL STATEMENT WAS NOT SENT TO EFS PROGRAM pppppppp**

Explanation

Critical. The control statement *aaaaaaa* requested by EFS program *pppppppp* contained a syntax error. DFSORT could not determine the true length of the requested control statement or option.

System action

The program terminates.

Programmer response

Respond as indicated in the accompanying message ICE007A.

ICE711I **END OF EFS RETURNED CONTROL STATEMENTS FROM xxxxCNTL - PARAMETER LIST CONTROL STATEMENTS FOLLOW**

Explanation

When returned control statements are specified in the invoking parameter list and with the DD statement for xxxxCNTL, this message separates the listing of requested control statements from both sources.

If all returned control statements came from either SORTCNTL or the parameter list, message ICE711I was not printed; only ICE706I was printed.

For complete details on the order of override, see [z/OS DFSORT Application Programming Guide](#).

System action

None.

Programmer response

None.

ICE712I **END OF EFS RETURNED PARAMETERS FROM ddname - SYSIN OR xxxxCNTL/PARAMETER LIST CONTROL STATEMENTS FOLLOW**

Explanation

When returned parameters are specified with:

- The SYSIN DD statement
- The SORTCNTL DD statement, or
- The invoking parameter list

and are specified with the DD statement indicated by *ddname*, this message separates the listing of the requested data set's parameters from the former sources.

See [z/OS DFSORT Application Programming Guide](#) for details on the order of override.

System action

None.

Programmer response

None.

ICE713A **LANGUAGE ENVIRONMENT
INITIALIZATION FAILED**

Explanation

Critical. Language Environment initialization failed.

System action

The program terminates.

Programmer response

Contact IBM for programming support.

ICE714A **LOAD FAILED FOR ACTIVE LOCALE
*name***

Explanation

Critical. Indicates that the designated active locale could not be loaded and gives its name.

System action

The program terminates.

Programmer response

If the indicated locale *name* is that of an IBM[®] supplied locale, DFSORT must have access to the run-time library containing the dynamically loadable routines. For example, the data set containing them might be called SYS1.SCEERUN. If you are unsure of the name of the data set where the compiled locale load modules are installed at your location, contact your system administrator.

If the indicated name is that of a user defined locale, DFSORT must have access to the load library containing it.

ICE715A **LOCALE PROCESSING CONFLICTS
WITH *keyword***

Explanation

Critical. Locale processing cannot be used with the function or feature indicated by the keyword shown. See *z/OS DFSORT Application Programming Guide* for details on locale processing and the function or feature indicated.

System action

The program terminates.

Programmer response

If D1, D2, or EFS is the indicated keyword, take one of the following actions:

- Specify run-time option EFS=NONE to use locale processing without EFS processing. (Locale processing might eliminate the need for an EFS program.)
- Specify run-time option LOCALE=NONE to use EFS processing without locale processing.

If CHALT is the indicated keyword, take one of the following actions:

- Specify run-time option NOCHALT to use locale processing without alternate sequence processing for CH fields. (Locale processing might eliminate the need for alternate sequence processing.) If alternate sequence processing is needed for a particular field, specify AQ for that field instead of CH.
- Specify run-time option LOCALE=NONE to use alternate sequence processing for CH fields without locale processing.

If INREC is the indicated keyword, take one of the following actions:

- Use the OUTREC statement or the OUTREC operand of the UTFIL statement instead of the INREC statement to allow locale processing.
- Specify run-time option LOCALE=NONE to use the INREC statement without locale processing.

If E61 is the indicated keyword, take one of the following actions:

- Eliminate the E61 exit, and change E to A or D for each field, to use locale processing without E61 processing. (Locale processing might eliminate the need for an EFS program.)
- Specify run-time option LOCALE=NONE to use E61 processing without locale processing.

ICE716A **A CONTROL FIELD CONTAINS AN
INVALID CHARACTER**

Explanation

Critical. Locale processing of a control field detected that a character in the control field is not defined in the active locale.

System action

The program terminates.

Programmer response

Ensure that the correct locale is the active locale in effect or correct the invalid character.

ICE717A CONTROL FIELDS FOR LOCALE PROCESSING ARE TOO COMPLEX

Explanation

Critical. For a SORT or MERGE statement with control fields that require locale processing, the complexity of the application caused dynamic areas to exceed the storage allowed for them.

System action

The program terminates.

Programmer response

Reduce the number or length of SORT or MERGE control fields that require locale processing.

ICE721A A COMPARE FIELD CONTAINS AN INVALID CHARACTER

Explanation

Critical. Locale processing of a compare field detected that a character in the compare field is not defined in the active locale.

System action

The program terminates.

Programmer response

Ensure that the correct locale is the active locale in effect or correct the invalid character.

ICE722I ACTIVE LOCALE *name* WAS USED FOR LOCALE PROCESSING

Explanation

Indicates that DFSORT used locale processing and gives the name of the active locale. Locale processing is used for:

- SORT or MERGE character (CH) control fields
- INCLUDE or OMIT character (CH) compare fields
- INCLUDE or OMIT character or hexadecimal constant to character (CH) compare field comparisons.

Note: Locale processing is not used for IFTHEN WHEN constants or compare fields.

System action

None

Programmer response

None

ICE725A LANGUAGE ENVIRONMENT SERVICE ERROR (nnnn)

Explanation

Critical. Language Environment services returned an unexpected feedback code for a service call used by DFSORT. *nnnn* is the error message number of the feedback code.

System action

The program terminates.

Programmer response

Take one or more of the following actions, as appropriate:

- Check that all SORT, MERGE, INCLUDE, or OMIT CH fields contain valid character data values.
- Contact IBM for programming support. The error message number can be used to reference Language Environment Run-Time Messages in *Locale Processing*.

ICE726A LOAD FAILED FOR LOCALE PROCESSING

Explanation

Critical. DFSORT's locale processing routine could not be loaded.

System action

The program terminates.

Programmer response

Contact your system programmer to ensure that DFSORT's locale processing support has been installed.

ICE727A EFS PROCESSING CANNOT BE USED WITH SYMBOL PROCESSING

Explanation

Critical. A SYMNAMES data set was specified indicating that symbol processing is to be performed. However, an EFS program was also specified. EFS processing and symbol processing cannot both be used.

System action

The program terminates.

Programmer response

Use EFS processing or symbol processing, but not both.

ICE750I **DC a TC b C c DSVd KSZ e VSZ f**

Explanation

DFSORT diagnostic message for use by the IBM Support Center.

ICE751I **aa-bbbbbbb ...**

Explanation

DFSORT diagnostic message for use by the IBM Support Center.

ICE752I **FSZ= a b IGN = c d AVG = e f WSP = g h DYN = i**

Explanation

DFSORT diagnostic message for use by the IBM Support Center.

ICE753I **FWK=(a,b) SWK=(c,d) TWK=(e,f)
RWK=(g,h) TOTAL=(i,j) BLK=k**

Explanation

DFSORT diagnostic message for use by the IBM Support Center.

ICE754I **a b**

Explanation

DFSORT diagnostic message for use by the IBM Support Center.

ICE755I **a b c**

Explanation

DFSORT diagnostic message for use by the IBM Support Center.

Chapter 4. Diagnostic messages

The following diagnostic messages can appear when a SORTDIAG DD statement is present, or when installation option DIAGSIM=YES is in effect.

ICE800I **BLOCKSET TECHNIQUE COULD
NOT BE USED - REASON CODE IS
rsn**

Explanation

DFSORT's most efficient technique, Blockset, could not be used for this application. rsn is the reason code associated with the error. The reason code helps you determine the specific cause of the error. Reason code values (rsn) are as follows:

- 1** A critical message was issued.
- 5** BDAM was indicated in the SORTIN DD statement.
- 6** BDAM was indicated in the SORTIN data set label.
- 7** BDAM was indicated in the SORTOUT DD statement.
- 10** A DUMMY or spool SORTWKdd data set was specified.
- 12** An attempt to OPEN a data set caused a system error.
- 16** The SORTIN or SORTOUT data set resided on an unsupported device.
- 17** A SORTWKdd data set resided on an unsupported device (such as tape).
- 22** ASCII tapes had the following parameters:
(LABEL=AL or OPTCD=Q) and RECFM=D and BUFOFF[=L

or
(LABEL=AL or OPTCD=Q) and RECFM[=D and BUFOFF[=0.
- 23** An attempt to read the DSCB for the SORTIN data set caused an error.
- 24** An attempt to read the DSCB for the SORTOUT data set caused an error.

- 28** An E18 or E38 user exit was specified with a tape SORTIN(nn) data set.
- 47** The NOBLKSET option was specified.
- 48** The CKPT run-time option and the IGNCKPT=NO installation option were specified.
- 58** Dynamic tape SORTWKdd data sets were requested.
- 63** Too many control fields were specified or control fields were too large.
- 64** Too many control fields were specified or control fields were too large.
- 65** A SORTWKdd data set was not present.
- 66** An INREC statement was specified and EFS01 was in effect.
- 74** An E61 user exit was specified and VLSHRT was in effect.
- 75** A MODS statement Exx operand had SYSIN in the third parameter or T or S in the fourth parameter (that is, dynamic link-editing was requested.).

Note: Blockset cannot be used to process BDAM data sets.

System action

None.

Programmer response

None. However, for improved performance, correct the situation indicated by the reason code (rsn) so Blockset can be used.

ICE801I **a: b c**

Explanation

DFSORT diagnostic message for use by the IBM Support Center.

ICE802I t TECHNIQUE IN CONTROL

Explanation

t indicates the DFSORT technique that was in control:

BLOCKSET

Disk work data set sort, standard merge, or copy

PEER/VALE

Disk work data set sort

CONVENTIONAL

Nonstandard merge or tape work data set sort.

The indicated technique was not necessarily the technique ultimately selected (see message ICE143I).

System action

None.

Programmer response

None.

ICE804I ddname EXCP COUNT: n

Explanation

If the ddname is OUTFIL, lists the total number of EXCPs performed, using the EXCP access method, to all OUTFIL data sets. Otherwise, lists the number of EXCPs performed, using the EXCP access method, to the data set associated with the indicated *ddname*.

System action

None.

Programmer response

None.

ICE805I JOBNAME: *jobname* , STEPNAME: *stepname*

Explanation

Indicates the job name and step name for the DFSORT run.

System action

None.

Programmer response

None.

ICE816I DFSORT SVC CALL RESULTED IN *Snnn* ABEND

Explanation

A call to the DFSORT SVC resulted in a system abend. *nnn* is the abend code. It occurred when the SVC was not available to DFSORT because of improper installation or because the wrong version of the SVC was installed. Because DFSORT continued the run as if the abend had not occurred, this message was issued to assist system programmers in determining the reason why the SVC was not available. DFSORT runs more efficiently with cache devices if the SVC is available. See [z/OS DFSORT Installation and Customization](#) for further information.

System action

None.

Programmer response

Ask your system programmer to check that the DFSORT SVC is installed properly for this level of DFSORT and that the correct routing code for the SVC is selected.

ICE818I LOCATE CALL FAILED

Explanation

A call to the LOCATE SVC failed while DFSORT was attempting to obtain information about an input or output data set.

System action

Processing continues without the information from LOCATE. This can result in one of the following situations:

- DFSORT cannot accurately estimate the input file size (message ICE118I indicates this situation)..
- DFSORT cannot obtain the input record length.
- An OPEN error may occur if a VSAM output data set is defined without REUSE, and RESET is in effect.

Programmer response

None required. If DFSORT cannot accurately estimate the input file size, refer to the Programmer Response for message ICE118I. If DFSORT cannot obtain the input record length, specify an L1 value in the LENGTH parameter of the RECORD statement. If a VSAM OPEN

error occurs, specifying NORESET may eliminate the OPEN error.

ICE820I	RL=a B=b IL=c IS=d IB=e RM=f EM=g BA=h IX=i OX=j
----------------	---

Explanation

DFSORT diagnostic message for use by the IBM Support Center.

ICE821I	BN=a X=b TO=c SN=d G=e
----------------	-------------------------------

Explanation

DFSORT diagnostic message for use by the IBM Support Center.

ICE822I	BN=a X=b G=c PN=d BT=e TO=f
----------------	------------------------------------

Explanation

DFSORT diagnostic message for use by the IBM Support Center.

ICE823I	BN=a X=b G=c TO=d BT=e
----------------	-------------------------------

Explanation

DFSORT diagnostic message for use by the IBM Support Center.

ICE824I	PE=a RP=b CX=c CO=d C0=e CR=f G=g WB=h
----------------	---

Explanation

DFSORT diagnostic message for use by the IBM Support Center.

ICE825I	GP=a SA=b X=c
----------------	----------------------

Explanation

DFSORT diagnostic message for use by the IBM Support Center.

ICE826I	BN=a X=b RM=c
----------------	----------------------

Explanation

DFSORT diagnostic message for use by the IBM Support Center.

ICE827I	RD=a BL=b BY=c
----------------	-----------------------

Explanation

DFSORT diagnostic message for use by the IBM Support Center.

ICE854I	a b c
----------------	--------------

Explanation

DFSORT diagnostic message for use by the IBM Support Center.

ICE855I	a : TX=b, R=c, L=d, B=e, BL=f, BR=g, DCT=h, VS=i, RU=j, SB=k
----------------	---

Explanation

DFSORT diagnostic message for use by the IBM Support Center.

ICE857I	C=a, LA=b, DA=c, LB=d, DB=e, MB=f, CB=g, UB=h
----------------	--

Explanation

DFSORT diagnostic message for use by the IBM Support Center.

ICE858I	LA=a, DA=b, AA=c, BA=d, CP=e, TA=f
----------------	---

Explanation

DFSORT diagnostic message for use by the IBM Support Center.

ICE859I	LB=a, DB=b, AB=c, BB=d, CP=e, RS=f, TB=g
----------------	---

Explanation

DFSORT diagnostic message for use by the IBM Support Center.

ICE860I	F=a, P=b, M=c, B=d
----------------	---------------------------

Explanation

DFSORT diagnostic message for use by the IBM Support Center.

ICE880I	QP=a QA=b HI=c LI=d MI=e TZ=f N1=g N2=h SZ=i HN=j
----------------	--

Explanation

DFSORT diagnostic message for use by the IBM Support Center.

ICE881I	EQ=a DX=b D2=c D3=d D4=e AS=f SA=g SB=h SC=i HN=j
----------------	--

Explanation

DFSORT diagnostic message for use by the IBM Support Center.

ICE882I	a PLE b
----------------	----------------

Explanation

DFSORT diagnostic message for use by the IBM Support Center.

ICE883I IX=a, IFC=b, INC=c, OX=d, OFC=e, ONC=f, CRT=g, NCR=h

Explanation

DFSORT diagnostic message for use by the IBM Support Center.

ICE884I a b AVK c AVR d

Explanation

DFSORT diagnostic message for use by the IBM Support Center.

ICE885I DAT a DSR b BINS c BSZ d RCP e AJC f RLC g DUNIT h

Explanation

DFSORT diagnostic message for use by the IBM Support Center.

ICE886I SYS a TSTG b FS c INIT d MAX e LEN f

Explanation

DFSORT diagnostic message for use by the IBM Support Center.

ICE887I CSES a,b,c ES d,e,f

Explanation

DFSORT diagnostic message for use by the IBM Support Center.

ICE888I INI01 a AXI01 b W1 c INI03 d AXI03 e BRUNS f VDg

Explanation

DFSORT diagnostic message for use by the IBM Support Center.

ICE889I CT=a, SB=b, L=c, D=defg, CCW=hijk

Explanation

DFSORT diagnostic message for use by the IBM Support Center.

ICE891I a WMAIN, b CMAIN, c CALLOC, d SCN, e BA, f AZ, g BZ, h QC, i CZ, j DZ, k PLE

Explanation

DFSORT diagnostic message for use by the IBM Support Center.

ICE892I a RIN b BLI c BLO d RUN e BUN f CPU g CVC

Explanation

DFSORT diagnostic message for use by the IBM Support Center.

ICE893I a XIN b WIN c GIN NDEd PFPe Bf CMg CIh UPTi LMj VSk RU1

Explanation

DFSORT diagnostic message for use by the IBM Support Center.

ICE894I a STR b MOR c IPB d OPB e CYL f MN

Explanation

DFSORT diagnostic message for use by the IBM Support Center.

ICE895I a MUNIT b SUNIT c OUNIT

Explanation

DFSORT diagnostic message for use by the IBM Support Center.

ICE896I a SET b DEXTOT c BLK d CSZ e WE

Explanation

DFSORT diagnostic message for use by the IBM Support Center.

ICE897I AVAL=a, BVAL=b, ENQT=c, ASV=d, HSZ=e, HM=f, HN=g

Explanation

DFSORT diagnostic message for use by the IBM Support Center.

ICE898I OMAX=a, NMAX=b, ENQT=c, CMAX=d, HU=e, BUN=f, MD=g,h, DU=i, DR=j, HN=k

Explanation

DFSORT diagnostic message for use by the IBM Support Center.

ICE899I	HSR=a, HSW=b, HRE=c, HWE=d, HRP=e, HWP=f, HWM=g, HNM=h
----------------	---

Explanation

DFSORT diagnostic message for use by the IBM Support Center.

ICE900I	CON=a, MUV=b, VOL=c, ENU=d, SBK=e, SRC=f, VEM=g
----------------	--

Explanation

DFSORT diagnostic message for use by the IBM Support Center.

ICE901I	a b . . .
----------------	------------------

Explanation

DFSORT diagnostic message for use by the IBM Support Center.

ICE902I	0 a I b c . . .
----------------	------------------------

Explanation

DFSORT diagnostic message for use by the IBM Support Center.

ICE905I	a : RF=b, LR=c, BLK=d, BCT=e
----------------	-------------------------------------

Explanation

DFSORT diagnostic message for use by the IBM Support Center.

ICE915I	MOFSZ=a,MOSZ=b,MOSYS=c(d), MOSTG=e,MEML=f(g)
----------------	---

Explanation

DFSORT diagnostic message for use by the IBM Support Center.

ICE916I	MOFR=a,MOVR=b
----------------	----------------------

Explanation

DFSORT diagnostic message for use by the IBM Support Center.

ICE920I	Z a S1 b S2 c EN d ZI e
----------------	--------------------------------

Explanation

DFSORT diagnostic message for use by the IBM Support Center.

ICE921I	WLM aaaaaaaaa RC=b, RSN=cccccccc
----------------	---

Explanation

DFSORT diagnostic message for use by the IBM Support Center.

ICE992I	RA a WR b TR c
----------------	-----------------------

Explanation

DFSORT diagnostic message for use by the IBM Support Center.

ICE995I	PN=a, HN=b
----------------	-------------------

Explanation

DFSORT diagnostic message for use by the IBM Support Center.

ICE996I	ESM=a, ESO=b, ESR=c, ESP=d, ESS=e, CES=f, HSZ=g
----------------	--

Explanation

DFSORT diagnostic message for use by the IBM Support Center.

ICE997I	HWSP=a, HMAX=b, MOMAX=c, ASV=d, EQ=e, HN=f
----------------	---

Explanation

DFSORT diagnostic message for use by the IBM Support Center.

ICE999I	PWK=a PSP=b SWK=c SSP=d TWK=e TSP=f RWK=g RSP=h AWK=i AWP=j
----------------	--

Explanation

DFSORT diagnostic message for use by the IBM Support Center.

Chapter 5. Return codes and user abends

DFSORT return codes

For successful completion, DFSORT passes back a return code of 0 or 4 to the operating system or the invoking program.

For unsuccessful completion due to an unsupported operating system, DFSORT passes back a return code of 24 to the operating system or the invoking program.

For unsuccessful completion with NOABEND in effect, DFSORT passes back a return code of 16, 20 or 28 to the operating system or the invoking program.

For unsuccessful completion with ABEND in effect, DFSORT issues a user abend with the appropriate code as specified by the ABCODE installation option (either the error message number or a number between 1 and 99).

For additional information on DFSORT User Abends, see [“User abends at run time”](#) on page 8.

The meanings of the return codes that DFSORT passes back (in register 15) are:

0

Successful completion. DFSORT completed successfully.

4

Successful completion. DFSORT completed successfully, and:

- OVFL=RC4 was in effect and summary fields overflowed, or
- PAD=RC4 was in effect and the SORTOUT LRECL was larger than the SORTIN/SORTINnn LRECL (LRECL padding), or
- TRUNC=RC4 was in effect and the SORTOUT LRECL was smaller than the SORTIN/SORTINnn LRECL (LRECL truncation), or
- SPANINC=RC4 was in effect and one or more incomplete spanned records was detected, or
- NULLOUT=RC4 was in effect and there were no records for the SORTOUT data set, or
- NULLOFL=RC4 was in effect and there were no data records for an OUTFIL data set

16

Unsuccessful completion. DFSORT detected an error that prevented it from completing successfully.

20

Message data set missing. Installation option NOMSGDD=QUIT was in effect and neither a message data set DD statement nor a SYSOUT DD statement was provided.

24

Unsupported operating system. This operating system is not supported by this release of DFSORT.

28

Wrong entry name. DFSORT detected one of the following errors related to the program entry name that prevented it from completing successfully:

- DFSORT was invoked directly with PGM=ICEMAN64 or PGM=SORT64 (instead of with PGM=ICEMAN or PGM=SORT).
- DFSORT was invoked from a program using entry name ICEMAN64 or SORT64, and an extended invocation parameter list, or a 24-bit invocation parameter list (instead of a 64-bit invocation parameter list).
- DFSORT was invoked from a program using an entry name other than ICEMAN64 or SORT64 (for example, ICEMAN or SORT) and a 64-bit invocation parameter list.

ICETOOL return codes

ICETOOL sets a return code for each operation it performs in STOP or CONTINUE mode and passes back the highest return code it encounters to the operating system or the invoking program.

For successful completion of all operations, ICETOOL passes back a return code of 0 or 4 to the operating system or the invoking program.

For unsuccessful completion due to an unsupported operating system, ICETOOL passes back a return code of 24 to the operating system or invoking program.

For unsuccessful completion of one or more operations, ICETOOL passes back a return code of 8, 12, 16, or 20 to the operating system or the invoking program.

The meanings of the return codes that ICETOOL passes back (in register 15) are:

0

Successful completion. All operations completed successfully.

4

Successful completion. All operations completed successfully. Either:

- RC4 was specified for an ICETOOL COUNT operator and the record count met the specified criteria, or
- DFSORT passed back a return code of 4 for one or more operations. See [“DFSORT return codes” on page 137](#) for details.

8

Unsuccessful completion. RC8 was specified for an ICETOOL COUNT operator and the record count met the specified criteria.

12

Unsuccessful completion. ICETOOL detected one or more errors that prevented it from completing successfully. Messages for these errors were printed in the TOOLMSG data set.

16

Unsuccessful completion. DFSORT detected one or more errors that prevented ICETOOL from completing successfully. Messages for these errors were printed in the DFSMSG data set.

20

Message data set error. The TOOLMSG DD statement was not present or the TOOLMSG data set was not opened.

24

Unsupported operating system. This operating system is not supported by this release of DFSORT.

ICEGENER return codes

ICEGENER can use either IEBGENER or the DFSORT copy function. However, for unsuccessful completion due to an unsupported operating system, ICEGENER passes back a return code of 24 to the operating system or the invoking program, without using either IEBGENER or DFSORT copy.

If ICEGENER transfers control to IEBGENER, IEBGENER passes back its return code to the operating system or the invoking program.

If ICEGENER uses the DFSORT copy function:

- For successful completion, ICEGENER passes back a return code of 0 or 4 to the operating system or the invoking program.
- For unsuccessful completion with NOABEND in effect, ICEGENER passes back a return code of 12 (changed from 16) to the operating system or the invoking program.
- For unsuccessful completion with ABEND in effect, DFSORT issues a user abend with the appropriate code as specified by the ABCODE installation option (either the error message number or a number between 1 and 99).

The meanings of the return codes that ICEGENER passes back (in register 15) are:

0

Successful completion. ICEGENER completed successfully.

4

Successful completion. ICEGENER completed successfully, and:

- Installation option GNPAD=RC4 was specified and the SYSUT2 LRECL was larger than the SYSUT1 LRECL (LRECL padding), or
- Installation option GNTRUNC=RC4 was specified and the SYSUT2 LRECL was smaller than the SYSUT1 LRECL (LRECL truncation), or
- SPANINC=RC4 was in effect and one or more incomplete spanned records was detected, or
- NULLOUT=RC4 was in effect and there were no records for the SORTOUT data set, or
- NULLOFL=RC4 was in effect and there were no data records for an OUTFIL data set

12

Unsuccessful completion. DFSORT detected an error that prevented ICEGENER from completing successfully.

24

Unsupported operating system. This operating system is not supported by this release of DFSORT.

Part 3. Diagnosis guide

Chapter 6. Resolving failures in the DFSORT program

To resolve a program failure, you describe the problem with a set of keywords, called a *keyword string*. The IBM Support Center (or you, if you have a tool such as Info Access) uses the keyword string to search an IBM software support database, such as the Software Support Facility or the Early Warning System, to determine whether an authorized program analysis report (APAR) has already been recorded.

An APAR contains information explaining how to fix or bypass the error. This might be a program temporary fix (PTF), an APAR fix, or a bypass.

If an APAR has not been recorded, the IBM Support Center personnel might ask you to obtain messages or a dump to provide information beyond the keyword string you developed.

Use [Table 5 on page 143](#) to resolve a program failure.

Table 5. Program Failure Resolution

Step	Action
1	<p>Read and follow the directions in Chapter 1, “Eliminating common sources of error,” on page 3, to first eliminate your own user exit routines, calling programs (if you have any), and other factors as a source of error.</p> <p>If the source of error is not your own routines or calling programs, go to step 2.</p>
2	<p>Follow the instructions in “Developing your keyword string” on page 143. Each of the keywords in the string describes one aspect of a program failure and makes the search argument more specific. The more precise your keyword string, the more selective the search, and the fewer problem descriptions there are to evaluate.</p> <p>You need messages or a dump to develop most keyword strings. If you did not receive messages or a dump, read “How to get messages” on page 3, and Table 2 on page 3.</p> <p>When you complete your keyword string, go to step 3.</p>
3	<p>Follow the instructions in Chapter 7, “Searching the problem reporting databases,” on page 157. The search determines whether the problem has been reported previously.</p> <p>If the problem has already been reported, go to step 4.</p> <p>If the problem has not been reported, go to step 5.</p>
4	<p>If the problem has already been reported, you will be instructed to apply a PTF or APAR fix or to bypass the problem until a PTF or APAR fix is available. See Chapter 8, “Fixing or bypassing the problem,” on page 159.</p>
5	<p>If the problem has not been reported, follow the instructions in Chapter 9, “Reporting a problem,” on page 161, to report the problem.</p>

Developing your keyword string

This section helps you to develop a keyword string to describe your program failure. The keyword string is used to search an IBM software support database, explained in [Chapter 7, “Searching the problem reporting databases,” on page 157](#). The number of keywords within a keyword string depends on the type of failure being described. The types of failures include:

- System abend
- User abend
- Wait
- Loop
- Message
- Incorrect output

- Performance
- Document

Before contacting the IBM Support Center for assistance, ensure that your keyword string contains all the required keywords for your particular type of failure.

[Figure 1 on page 145](#) and [Figure 2 on page 146](#) show the steps you need to follow, depending on the type of failure you describe. The following are the keywords you might need to use:

Keyword**When required****Component Identification**

Always required

FMID

Always required

Type-of-Technique

Required for all except document errors

Type-of-Application

Required for all except document errors

Type-of-Failure

Always required

Module

Required for system abend, user abend, wait, and loop

Offset

Required for system abend, user abend, wait, and loop

Message Variable

Required for messages ICE061A and ICE117A

Order Number

Required for document error

Begin with [“Constructing keyword strings” on page 146](#) and follow the procedures until the keyword string is developed and you are instructed to use it as a search argument.

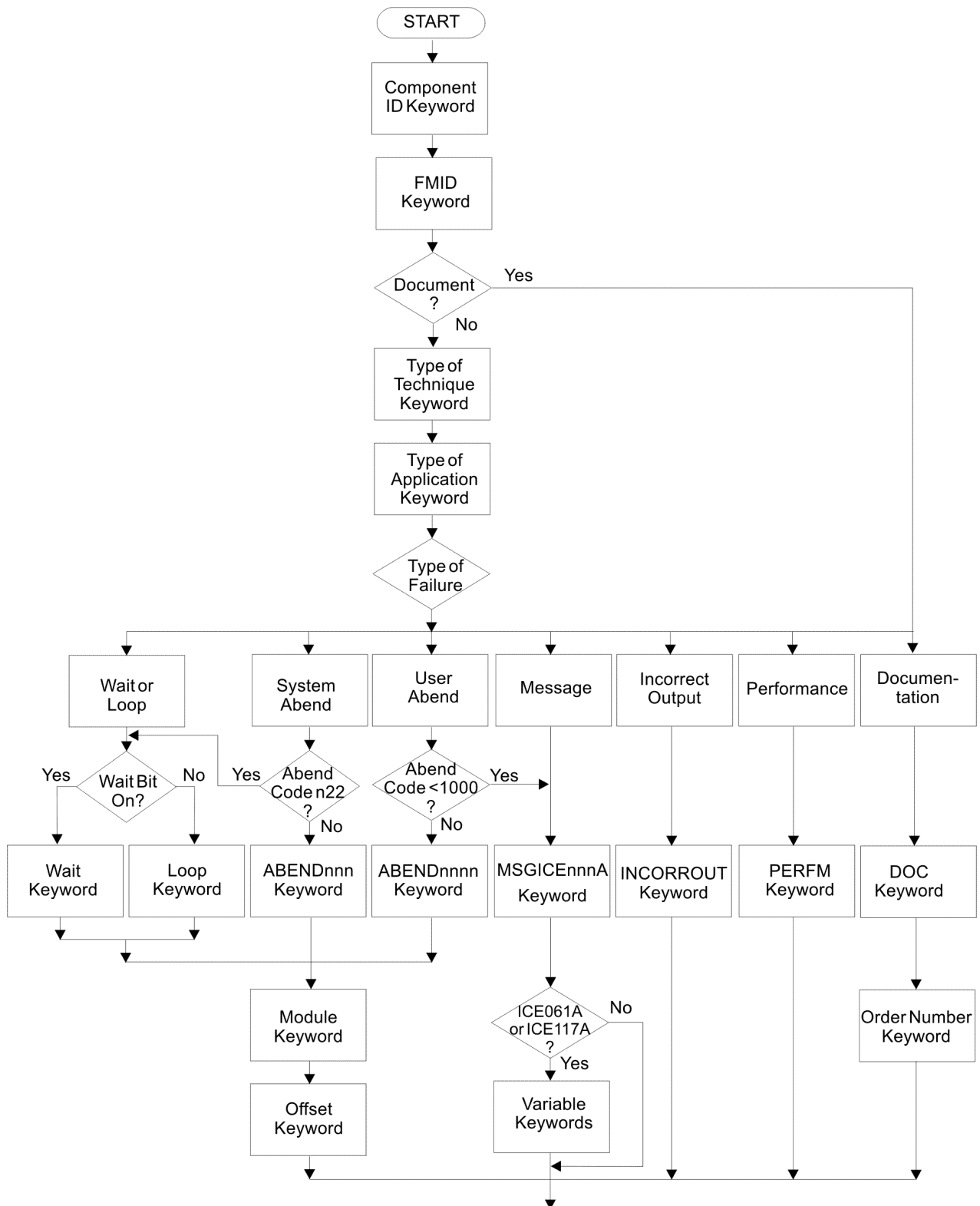


Figure 1. Keyword String Flowchart (Part 1 of 2)

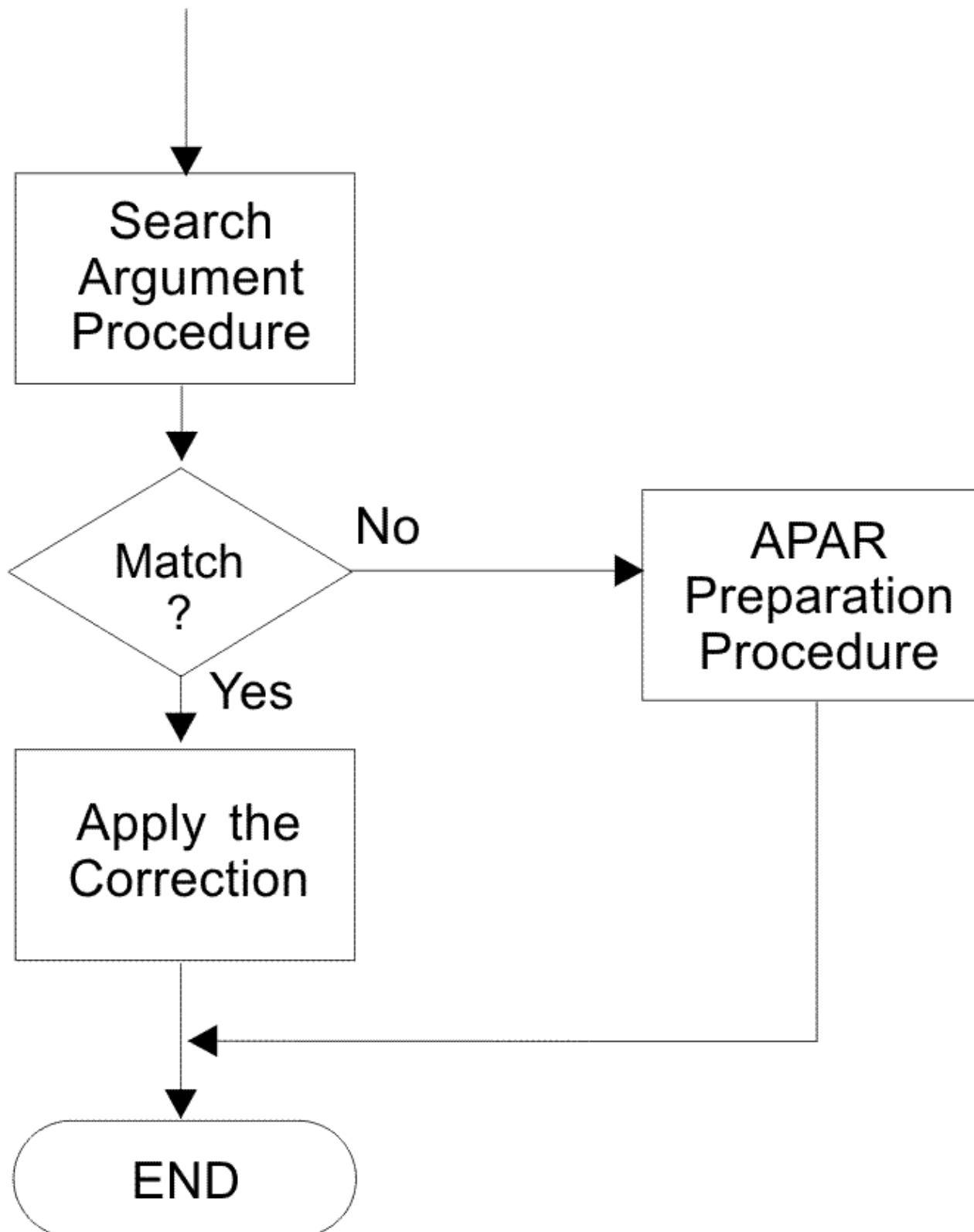


Figure 2. Keyword String Flowchart (Part 2 of 2)

Constructing keyword strings

Use [Figure 3 on page 147](#) to help you construct the keyword string to describe DFSORT program failures.

To use the diagram:

1. Choose the type of keyword.
2. Start from the left.
3. Continue to work from left to right.
4. When you encounter parallel elements in one line, make a choice.
5. Type uppercase letters and special characters exactly as given.
6. Replace lowercase letters with the appropriate data.
7. Your statement is complete when you reach zero, on the right side.

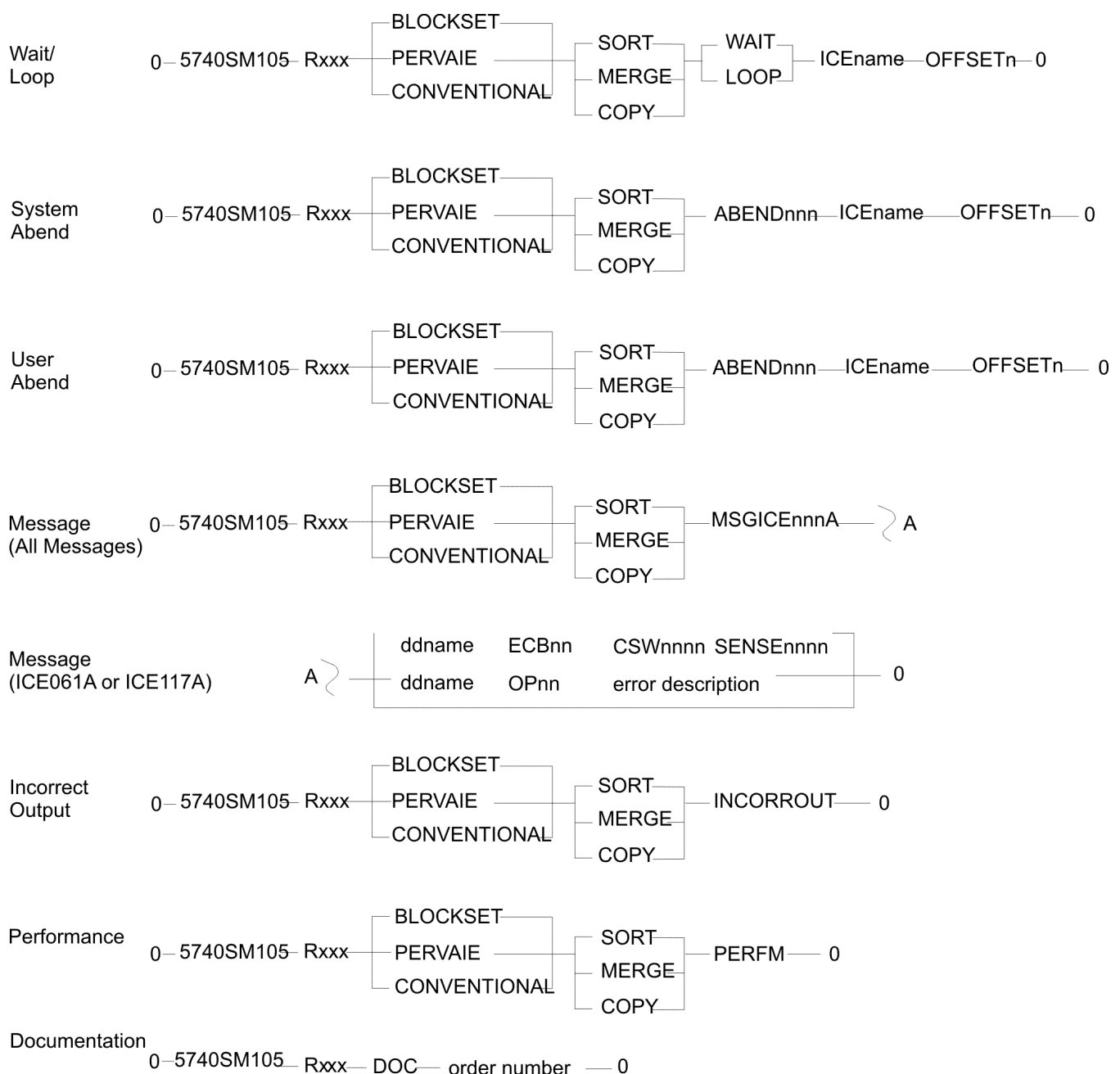


Figure 3. Keyword string syntax

Component identification keyword procedure

The DFSORT component identifier is the first keyword in the search argument. This number identifies the product within the IBM software support database.

1. The component identification keyword is nine characters. For DFSORT, this keyword is 5740SM105.
2. The keyword string so far is:

```
5740SM105
```

3. Go to [“FMID keyword procedure” on page 148](#), to determine the current release level keyword for DFSORT.

FMID keyword procedure

The function modification identifier (FMID) keyword used with the component identification keyword narrows the search. The FMID shows the release of DFSORT.

1. Get the FMID from the control data set (CDS) list. To locate the FMID, find the module called ICEMAN in the list of module names. The FMID is on the same line as the ICEMAN module.

The FMID format is:

```
HSM1ccc
```

For example, the FMID for z/OS DFSORT V2R4 is HSM1P00.

2. Record the FMID keyword in the following format:

```
Rccc
```

where ccc is the last three characters of the FMID.

For V2R4 problems, you now have the following keyword string:

```
5740SM105 RP00
```

P00 identifies the DFSORT base FMID HSM1P00 .

To identify DFSORT feature-related FMID information, see [z/OS DFSORT Installation and Customization](#).

3. If the problem seems to result from incorrect or missing information in a DFSORT publication, go to [“Document keyword procedure” on page 153](#).

If the problem is not in a DFSORT publication, go to [“Type-of-technique keyword procedure” on page 148](#).

Type-of-technique keyword procedure

The next keyword in the keyword string specifies the sort, merge, or copy technique being used when the failure occurred.

You need a message for this procedure. If you did not receive any messages, see [“How to get messages” on page 3](#).

1. Find out which technique was used by looking at the diagnostic trace character in the last message you received from DFSORT.

There is a diagnostic trace character in all DFSORT messages. The format of a DFSORT message is:

```
ICEnnns c text
```

**Where
Represents**

nnn

The error message number

s

The severity code (which can be either A for error messages or I for information messages)

c

The diagnostic trace character

text

An explanation of the message

Each technique is associated with a set of diagnostic trace characters:

Trace character	Keyword
0 through 9 or A through I	BLOCKSET
J through Z	PEERVALE
— (<i>hyphen</i>)	CONVENTIONAL

For example, if you received message ICE085A 1, the 1 means the Blockset technique. The keyword string so far would be:

```
5740SM105 RP00 BLOCKSET
```

2. Go to [“Type-of-application keyword procedure” on page 149.](#)

Type-of-application keyword procedure

The next keyword shows whether you were doing a sort, merge, or copy when the error occurred.

1. Record what you were doing when the error occurred.

If you were using DFSORT to:

- **Sort** data, add SORT to the keyword string.
- **Merge** data, add MERGE to the keyword string.
- **Copy** data, add COPY to the keyword string.

For example, if you were sorting data, the keyword string so far would be:

```
5740SM105 RP00 BLOCKSET SORT
```

2. Go to [“Type-of-failure keyword procedures” on page 149.](#)

Type-of-failure keyword procedures

It is very important that you determine the type-of-failure keyword correctly. Use [Table 6 on page 149](#) to find the procedure that best describes your problem.

Table 6. Types of DFSORT Failures

Type of Failure	Description	Messages and Codes	Procedure Name
Wait	Unexpected program suspension.	System completion code is n22 (where n is any hexadecimal digit).	“Wait and loop keywords procedure” on page 150.
Loop	Uncontrolled program repetition.	System completion code is n22 (where n is any hexadecimal digit).	“Wait and loop keywords procedure” on page 150.

Table 6. Types of DFSORT Failures (continued)

Type of Failure	Description	Messages and Codes	Procedure Name
System Abend	Abnormal termination of DFSORT.	System completion code is not n22 (where n is any hexadecimal digit), or zero.	“System abend keyword procedure” on page 151.
User Abend	Abnormal termination of DFSORT.	User completion code is not zero.	“User abend keyword procedure” on page 151.
Message	Errors identified by or associated with DFSORT error messages.	Error message is in the form ICEnnnA.	“Message keyword procedure” on page 152.
Incorrect Output	Unexpected, missing, or incorrect output not associated with a message. (Use this keyword only when no other keywords seem appropriate.)	Not applicable	“Incorrect-output keyword procedure” on page 152.
Performance	Performance degradation. (Use this keyword only when you are sure that this is not a wait or loop problem.)	Not applicable	“Performance keyword procedure” on page 153.
Documentation	Severe incorrect or missing information in DFSORT documentation.	Not applicable	“Document keyword procedure” on page 153.

Wait and loop keywords procedure

Because the wait and loop symptoms are often indistinguishable, the WAIT and LOOP keywords are included in the same type-of-failure procedure.

If your job enters a wait or loop, the system terminates the job and gives you a system abend code n22, where n is any hexadecimal digit. Common examples are 122, 222, and 322.

You need a dump for this procedure. If you did not receive a dump, see [Table 2 on page 3.](#)

1. Find the program status word (PSW) in the dump. See [Figure 4 on page 150.](#)

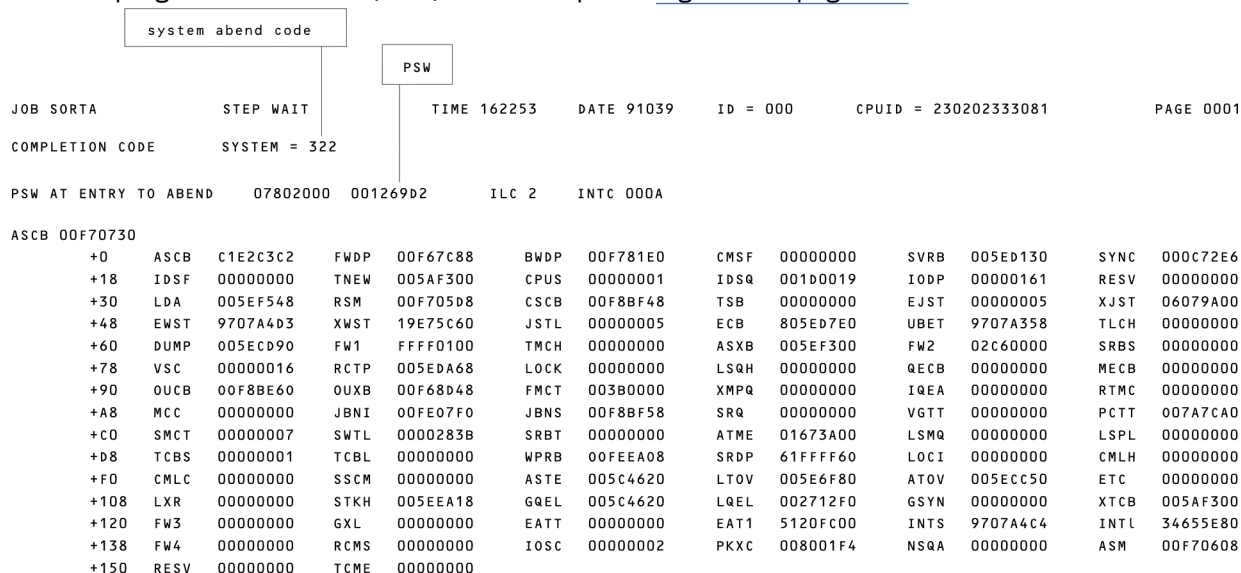


Figure 4. Finding the system abend code and the PSW in the SYSUDUMP

2. Check whether the wait state bit (bit 14) of the PSW is on or off (see [Figure 5 on page 151.](#))

07802000 001269D2 — PSW in the SYSUDUMP

To locate bit 14, divide the PSW into bits

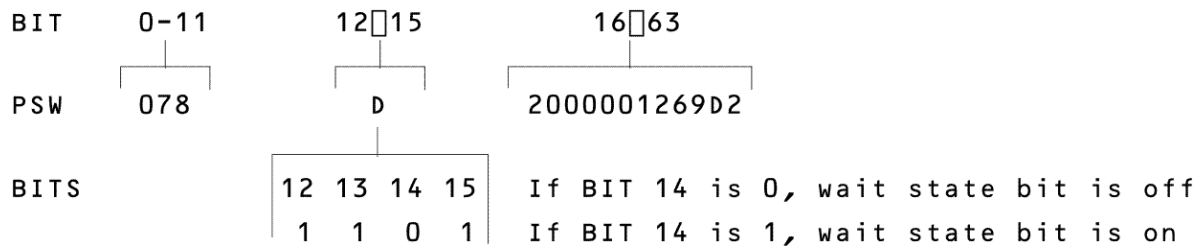


Figure 5. Finding the wait state bit in the PSW

3. If the wait state bit is on, use the keyword **WAIT**. If the wait state bit is off, use the keyword **LOOP**.
4. For the example in Figure 5 on page 151, you would have the following keyword string:

```
5740SM105 RP00 BLOCKSET SORT LOOP
```

5. The next keyword is the module's name. Go to [“Module keyword procedure” on page 153](#).

System abend keyword procedure

Use this procedure when DFSORT terminates abnormally and when you receive a nonzero (except n22) system completion code. If the completion code is n22 (where n is any hexadecimal digit), go to [“Wait and loop keywords procedure” on page 150](#).

You need a message for this procedure. If you did not receive any messages, refer to [“How to get messages” on page 3](#).

1. Record the system abend code in the following format:

```
ABENDnnn
```

where *nnn* is the system abend code.

For example, if your system message contained ABEND=SOC1 U0000, you would have the following keyword string:

```
5740SM105 RP00 BLOCKSET SORT ABENDOC1
```

2. The next keyword is the module's name. Go to [“Module keyword procedure” on page 153](#).

User abend keyword procedure

Use this procedure when DFSORT terminates abnormally and when you receive a nonzero user completion code.

You need a message for this procedure. If you did not receive any messages, refer to [“How to get messages” on page 3](#).

1. Look at the user completion code.
 - If the code is less than 1000, it corresponds to a DFSORT error message. Go to [“Message keyword procedure” on page 152](#).
 - If the code is equal to or greater than 1000, continue with step 2.
2. Record the user abend keyword in the following format:

```
ABENDnnnn
```

where *nnnn* is the user abend code.

For example, if your system completion message contained ABEND S000 U1004, your keyword string so far would be:

```
5740SM105 RP00 BLOCKSET SORT ABEND1004
```

3. The next keyword is the module's name. Go to [“Module keyword procedure” on page 153](#).

Message keyword procedure

Use message keywords when an error is described by, or associated with, a DFSORT error message.

1. Locate the DFSORT error message in the message data set.

The error message format is:

```
ICEnnnA c text
```

**Where
Represents**

nnn

The error message number

c

The diagnostic trace character

text

An explanation of the error

2. Using the ICEnnnA part of the message, record the message keyword in the following format:

```
MSGICEnnnA
```

where *nnn* is the error message number.

For example, if you received the error message ICE061A, the keyword string would be:

```
5740SM105 RP00 BLOCKSET SORT MSGICE061A
```

3. If you received message ICE061A or ICE117A, go to [“Message variable keywords” on page 155](#).

If you did not receive either message ICE061A or ICE117A, your message keyword string is now complete. Go to [Chapter 7, “Searching the problem reporting databases,” on page 157](#).

Incorrect-output keyword procedure

Use the incorrect-output procedure when DFSORT:

- Generates unexpected output
- Fails to generate expected output
- Generates incorrect output

Do not use this procedure if the problem is associated with an error message. Use the message keyword procedure instead.

1. Use INCORROUT as your type-of-failure keyword.

You now have the following keyword string:

Keyword string
5740SM105 RP00 BLOCKSET SORT INCORROUT

2. The incorrect-output keyword string is now complete. Go to [Chapter 7, “Searching the problem reporting databases,”](#) on page 157.

Performance keyword procedure

Performance problems might be related to system tuning. Use this keyword when the performance problem cannot be corrected by system tuning.

1. Record the actual performance and the expected performance.
2. Use **PERFM** as your type-of-failure keyword.

You now have the following keyword string:

```
5740SM105 RP00 BLOCKSET SORT PERFM
```

3. The performance keyword string is now complete. Go to [Chapter 7, “Searching the problem reporting databases,”](#) on page 157.

Document keyword procedure

Use this keyword when a problem seems to be caused by incorrect or missing information in a DFSORT publication.

If the documentation problem is not severe, use the reader’s comment form (attached to the back of the manual that is causing the problem) to suggest corrections or improvements to the publication.

If you consider the problem a severe one, build the keyword string as follows:

1. Use **DOC** as your type-of-failure keyword.

You now have the following keyword string:

```
5740SM105 RP00 DOC
```

2. Use the order number on the cover of the document as your next keyword. The order number is of the form *ccnn-nnnn-dd*. Include *ccnn*, *nnnn*, and *dd*, but omit the hyphens. *dd* is the edition number.

For example, if you found a documentation error in *z/OS DFSORT Application Programming Guide*, your keyword string would be:

```
5740SM105 RP00 DOC SC23687940
```

3. The Document keyword string is now complete. Go to [Chapter 7, “Searching the problem reporting databases,”](#) on page 157.

Module keyword procedure

If your program terminated abnormally or entered a wait or loop, your next keyword in the keyword string is the name of the module in control when the failure occurred.

You need a dump for this procedure. If you did not receive a dump, see [Table 2](#) on page 3.

If you invoke DFSORT from a COBOL program, you might receive both a COBOL dump and a DFSORT dump. For this procedure, use only the DFSORT dump.

If you are using PL/I, you must specify the NOSPIE and NOSTAE macro at run time to ensure that you receive a DFSORT dump. If you do not, you might receive only a PL/I dump.

You need the abend address to obtain the module’s name:

1. Find the program status word (PSW) in the dump, and note the instruction address, which is the last 31 bits of the PSW.

See [Figure 6](#) on page 154 for an example. The last 31 bits of the PSW (that is, 22D417F2) is the instruction address.

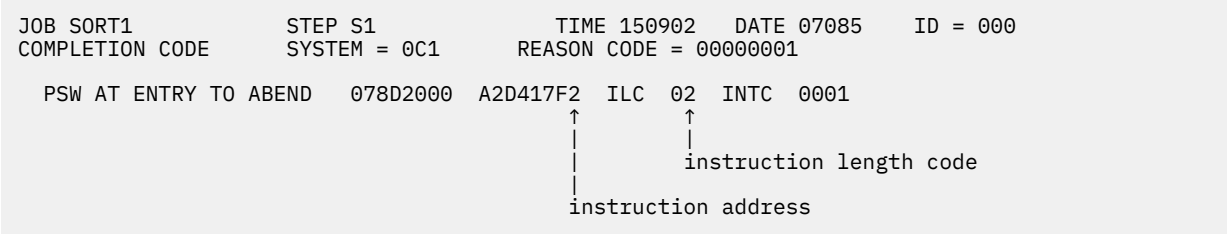
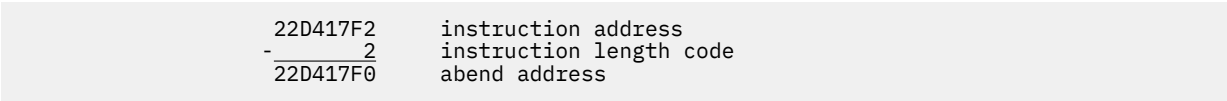



Figure 6. Finding the abend address

2. Obtain the abend address by subtracting the instruction length code (ILC) from the instruction address.



3. Go to the abend address and scan backward until you find, on the right side of the dump, the closest name of the form:



where ICENAME is the module name and Z/OSv.rr is the version and release.

In Figure 7 on page 154, ICEIPFT Z/OS2.04 is the closest module name, version, and release.

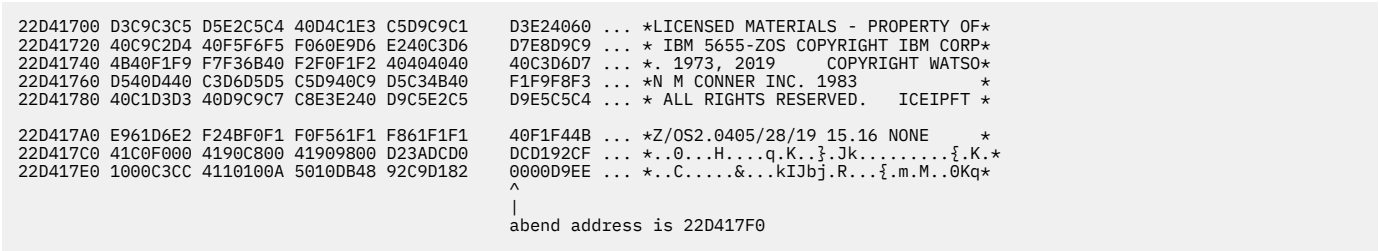
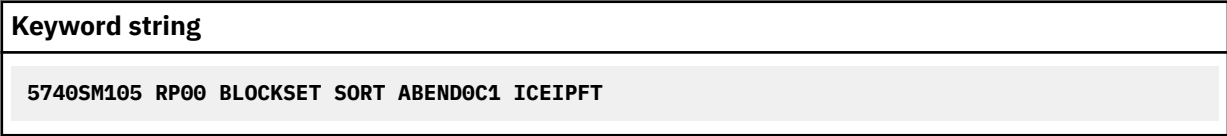


Figure 7. Finding the module name

If you cannot find the module name, the problem might not be with DFSORT. In this case, call your IBM Support Center.

4. Use the module name as the keyword. For this example, the keyword string would be:



Check to see that the version and release that appears after the module name is current. If the version and release is not current, ensure DFSORT has been installed correctly.

5. The next keyword shows the offset. See Figure 8 on page 155.

Offset keyword procedure

If your program terminated abnormally or entered a wait or loop, your next keyword in the keyword string after the name of the module is the offset keyword.

To determine the offset:

1. Subtract the address of the first byte of the module from the abend address. The first byte of the module is the byte where the characters 'LICENSED' begin, just before the module name you found earlier by scanning the right side of the dump (as described in “Module keyword procedure” on page 153). If 'LICENSED' does not appear, the first byte is the beginning of the module name.


```

22D417F0      abend address
22D41700      module address
-----
F0            offset

```

In the example in [Figure 8 on page 155](#), the address of the module ICEIPFT is 22D41700, and the abend address previously found is 22D417F0. Therefore, the offset is F0.

```

module address is 22D41700
|
V
22D41700 D3C9C3C5 D5E2C5C4 40D4C1E3 C5D9C9C1 D3E24060 ... *LICENSED MATERIALS - PROPERTY OF*
22D41720 40C9C2D4 40F5F6F5 F060E9D6 E240C3D6 D7E8D9C9 ... * IBM 5655-ZOS COPYRIGHT IBM CORP*

22D41740 4B40F1F9 F7F36B40 F2F0F1F2 40404040 40C3D6D7 ... *. 1973, 2019    COPYRIGHT WATSO*
22D41760 D540D440 C3D6D5D5 C5D940C9 D5C34B40 F1F9F8F3 ... *N M CONNER INC. 1983    *
22D41780 40C1D3D3 40D9C9C7 C8E3E240 D9C5E2C5 D9E5C5C4 ... * ALL RIGHTS RESERVED.  ICEIPFT *

22D417A0 E961D6E2 F24BF0F1 F0F561F1 F861F1F1 40F1F44B ... *Z/OS2.0405/28/19 15.16 NONE    *
22D417C0 41C0F000 4190C800 41909800 D23ADC00 DCD192CF ... *.0...H...q.K...}.Jk.....}.K.*
22D417E0 1000C3CC 4110100A 5010DB48 92C9D182 0000D9EE ... *.C....&...kIbj.R...}.m.M..0Kq*
|
abend address is 22D417F0 - offset is F0

```

Figure 8. Finding the offset

- Record the offset keyword using the following format:

```
OFFSET n
```

where n is 1 to 4 digits and contains no leading zeros.

For example, the keyword string for a system abend 0C1 would look like this:

Keyword string

5740SM105 RP00 BLOCKSET SORT ABEND0C1 ICEIPFT OFFSET F0

- The keyword string is now complete. Go to [Chapter 7, “Searching the problem reporting databases,” on page 157](#).

Message variable keywords

If your problem is for message ICE061A or ICE117A, you need to add a message variable keyword to your keyword string. Following are two sets of variable keywords. Add to your keyword string the set of variables that correspond to your message number.

ICE061A variable keywords

- If you received message ICE061A, add to your keyword string the following four keywords from the message:
 - The ddname as follows:
 - For an input data set, use “SORTIN”
 - For a work data set, use “SORTWK”
 - For an output data set, use “SORTOUT”
 - ECBnn (where nn is the completion code)
 - CSWnnnn (where nnnn are the status bytes)
 - SENSEnnnn (where nnnn are the sense bytes)

For example, if you received the message

```
ICE061A 0 I/O ERROR, DD SORTWK04, DEV 6C0, ECB 41, CSW 0020, SENSE 0000
```

the keyword string would be:

```
5740SM105 RP00 BLOCKSET SORT MSGICE061A SORTWK ECB41 CSW0020 SENSE0000
```

2. The message keyword string is now complete. Go to [Chapter 7, “Searching the problem reporting databases,”](#) on page 157.

ICE117A variable keywords

1. If you received message ICE117A, add to your keyword string the following three keywords from the message:
 - a. The ddname as follows:
 - For an input data set, use “SORTIN”
 - For a work data set, use “SORTWK”
 - For an output data set, use “SORTOUT”
 - b. OPnn (where nn is the operation attempted)
 - c. The error description (In the message, the error description appears between the operation attempted and the last seek address or block count.)

For example, if you received the message

```
ICE117A J I/O ERROR NEW117, SORT1, 354, DA,  
SORTOUT, 0E OP, UNKNOWN COND., 00000007000100, EXCP
```

the keyword string would be:

```
5740SM105 RP00 PEERVALE SORT MSGICE117A SORTOUT OP0E UNKNOWN COND
```

Because ICE117A is issued only for the Peerage/Vale technique, the type-of-technique keyword in this example is now PEERVALE.

2. The message keyword string is now complete. Go to [Chapter 7, “Searching the problem reporting databases,”](#) on page 157.

Chapter 7. Searching the problem reporting databases

After you complete your keyword string, you are ready to search the IBM Software Support Facility to determine if an APAR has already been recorded.

Table 7. Steps to Search the IBM Software Support Facility

Step	Action
1	<p>Search the IBM software support data base for your keyword string by using a search tool, such as Info Access, or by calling the IBM Support Center for assistance.</p> <p>If the problem has been reported before, a correction might already be available. This correction could be a PTF, an APAR fix, or a bypass.</p>
2	If you find a set of APAR closing descriptions, compare the APAR closing descriptions in the IBM software support data base with your problem.
3	If you find an APAR that matches your problem, correct your problem by applying the PTF, APAR fix, or bypass described in the APAR. See Chapter 8, “Fixing or bypassing the problem,” on page 159.
4	<p>If you cannot find an appropriate APAR, try varying your search argument:</p> <ol style="list-style-type: none"> 1. Drop one keyword at a time starting from the right until you get to the type-of-application keyword. 2. If your type-of-failure keyword is LOOP, WAIT, or PERFM, try searching with one or both of the other two. Sometimes what seems like a WAIT state might actually be a LOOP or a PERFM problem. <p>If you cannot find an appropriate APAR using either technique, go to Chapter 9, “Reporting a problem,” on page 161.</p>

Chapter 8. Fixing or bypassing the problem

Fixing the problem

Apply the appropriate PTF for the fix using SMP/E. If you are running DFSORT resident, you must re-IPL with CLPA to enable the fix, unless you are using Dynamic LPA.

For more information, see [z/OS SMP/E User's Guide](#).

Bypassing the problem

This list describes some actions you can take that might allow you to bypass a problem:

- **If the problem is related to I/O for SORTIN, SORTOUT, or OUTFIL**, try using the BSAM run-time option.
- **If the problem is related to storage**, try adding 32 KB by changing the REGION parameter or the MAINSIZE or SIZE run-time option. System OC4 and DFSORT user 1nnn abends are sometimes related to storage problems and can be bypassed in this way.
- **If the problem is with the Blockset technique**, try using the NOBLKSET run-time option TEMPORARILY to force DFSORT to use a different technique. For more information, see [“Type-of-technique keyword procedure”](#) on page 148.

Note: OPTION NOBLKSET should NOT be used as a permanent solution, because it can significantly degrade performance.

Chapter 9. Reporting a problem

Follow these instructions to report a problem to the IBM Support Center.

Follow these instructions to report a problem to the IBM Support Center.

Step	Action
1	<p>Gather the information.</p> <ol style="list-style-type: none">1. Have the following information ready when you report a problem:<ul style="list-style-type: none">• Customer number• Current service level (PTF list and list of APAR fixes applied)• The keyword string developed to search the IBM software support database• Processor number (serial model)2. Also have the following documents ready to assist in analyzing the problem:<ul style="list-style-type: none">• Source code (assembler or compiler listings) and load module for any user routines or invoking program.• A listing of the job control language (JCL), DFSORT control statements, and all messages. You can use a SORTDIAG DD statement to obtain all messages, including diagnostic messages.• A listing of the symbols information if a SYMNAMES DD statement was specified. You can produce this listing by specifying a SYMNOUT DD statement.• A copy of the input data set in machine-readable form.• A list of the installation defaults selected at your site. You can produce this list by using the DEFAULTS operator of ICETOOL with the same step, job, or link library used for the job associated with this APAR. See z/OS DFSORT Application Programming Guide for complete details of the DEFAULTS operator of ICETOOL.• A dump from the failing run of DFSORT.
2	<p>Contact the IBM Support Center.</p> <p>After gathering the information, contact the IBM Support Center for assistance in resolving the problem. If the difficulty is an IBM problem, the representative will assist you in preparing an APAR.</p>
3	<p>Submit APAR documentation.</p> <p>When submitting material for an APAR to IBM, carefully pack and clearly identify any tapes that contain application source programs, job stream data, data sets, or libraries.</p> <p>Each tape must have the following information attached and visible:</p> <ul style="list-style-type: none">• The APAR number assigned by IBM• A list of data sets on the tape (for example, application source program, JCL, data, and load modules)• Data on how the tape was created:<ul style="list-style-type: none">– The exact JCL listing or the list of commands used– The record format and block size used for each data set– Tape labeling– The recording mode and density

Appendix A. Valid input/output options at user exits—ICE044I

An x in the table indicates an option that you can use with the user exit in question.

Option	E18	E19	E38	E39
SYNAD	x	x	x	x
EXLST	x ¹	x	x	x
EROPT	x		x	
EODAD	x			
BSAM EXLST	x		x ²	x
VSAM PASSWORD	x		x ²	x
Notes: 1 Cannot be used if input is concatenated on unlike devices. 2 For merge applications.				

Appendix B. User exit return codes—ICE071A

An x in the table indicates a valid return code that your user exit can pass back for the given situation. All other values (those not marked with an x and those not in the table) are invalid for the given situation.

End of input (EOI) is indicated by a zero in the first word of the parameter list passed to your exit.

Table 8. User Exit Return Codes - ICE071A									
Enn	Case	EXITCK	Situation	Valid Return Codes					
				0	4	8	12	16	20*
E15	S1	STRONG	Without SORTIN			X	X	X	
E15	W1	WEAK	Without SORTIN	X	X	X	X	X	X
E15	S2	STRONG	With SORTIN before EOI	X	X	X	X	X	X
E15	W2	WEAK	With SORTIN before EOI	X	X	X	X	X	X
E15	S3	STRONG	With SORTIN after EOI			X	X	X	
E15	W3	WEAK	With SORTIN after EOI	X	X	X	X	X	X
E16	16	N/A	N/A	X	X	X			
E32	32	N/A	N/A			X	X	X	
E35	S0	STRONG	Without SORTOUT or OUTFIL before EOI		X	X		X	
E35	W0	WEAK	Without SORTOUT or OUTFIL before EOI	X	X	X	X	X	X
E35	S1	STRONG	Without SORTOUT or OUTFIL after EOI			X		X	
E35	W1	WEAK	Without SORTOUT or OUTFIL after EOI	X	X	X	X	X	X
E35	S2	STRONG	With SORTOUT or OUTFIL before EOI	X	X	X	X	X	X
E35	W2	WEAK	With SORTOUT or OUTFIL before EOI	X	X	X	X	X	X
E35	S3	STRONG	With SORTOUT or OUTFIL after EOI			X	X	X	
E35	W3	WEAK	With SORTOUT or OUTFIL after EOI	X	X	X	X	X	X
Note: * Only applies to COBOL E15 and COBOL E35									

Appendix C. Accessibility

Accessible publications for this product are offered through [IBM Documentation for z/OS \(www.ibm.com/docs/en/zos\)](http://www.ibm.com/docs/en/zos).

If you experience difficulty with the accessibility of any z/OS documentation see [How to Send Feedback to IBM](#) to leave documentation feedback.

Notices

This information was developed for products and services that are offered in the USA or elsewhere.

IBM may not offer the products, services, or features discussed in this document in other countries. Consult your local IBM representative for information on the products and services currently available in your area. Any reference to an IBM product, program, or service is not intended to state or imply that only that IBM product, program, or service may be used. Any functionally equivalent product, program, or service that does not infringe any IBM intellectual property right may be used instead. However, it is the user's responsibility to evaluate and verify the operation of any non-IBM product, program, or service.

IBM may have patents or pending patent applications covering subject matter described in this document. The furnishing of this document does not grant you any license to these patents. You can send license inquiries, in writing, to:

*IBM Director of Licensing
IBM Corporation
North Castle Drive, MD-NC119
Armonk, NY 10504-1785
United States of America*

For license inquiries regarding double-byte character set (DBCS) information, contact the IBM Intellectual Property Department in your country or send inquiries, in writing, to:

*Intellectual Property Licensing
Legal and Intellectual Property Law
IBM Japan Ltd.
19-21, Nihonbashi-Hakozakicho, Chuo-ku
Tokyo 103-8510, Japan*

The following paragraph does not apply to the United Kingdom or any other country where such provisions are inconsistent with local law: INTERNATIONAL BUSINESS MACHINES CORPORATION PROVIDES THIS PUBLICATION "AS IS" WITHOUT WARRANTY OF ANY KIND, EITHER EXPRESS OR IMPLIED, INCLUDING, BUT NOT LIMITED TO, THE IMPLIED WARRANTIES OF NON-INFRINGEMENT, MERCHANTABILITY OR FITNESS FOR A PARTICULAR PURPOSE. Some states do not allow disclaimer of express or implied warranties in certain transactions, therefore, this statement may not apply to you.

This information could include technical inaccuracies or typographical errors. Changes are periodically made to the information herein; these changes will be incorporated in new editions of the publication. IBM may make improvements and/or changes in the product(s) and/or the program(s) described in this publication at any time without notice.

This information could include missing, incorrect, or broken hyperlinks. Hyperlinks are maintained in only the HTML plug-in output for IBM Documentation. Use of hyperlinks in other output formats of this information is at your own risk.

Any references in this information to non-IBM websites are provided for convenience only and do not in any manner serve as an endorsement of those websites. The materials at those websites are not part of the materials for this IBM product and use of those websites is at your own risk.

IBM may use or distribute any of the information you supply in any way it believes appropriate without incurring any obligation to you.

Licensees of this program who wish to have information about it for the purpose of enabling: (i) the exchange of information between independently created programs and other programs (including this one) and (ii) the mutual use of the information which has been exchanged, should contact:

*IBM Corporation
Site Counsel
2455 South Road*

Poughkeepsie, NY 12601-5400
USA

Such information may be available, subject to appropriate terms and conditions, including in some cases, payment of a fee.

The licensed program described in this document and all licensed material available for it are provided by IBM under terms of the IBM Customer Agreement, IBM International Program License Agreement or any equivalent agreement between us.

Any performance data contained herein was determined in a controlled environment. Therefore, the results obtained in other operating environments may vary significantly. Some measurements may have been made on development-level systems and there is no guarantee that these measurements will be the same on generally available systems. Furthermore, some measurements may have been estimated through extrapolation. Actual results may vary. Users of this document should verify the applicable data for their specific environment.

Information concerning non-IBM products was obtained from the suppliers of those products, their published announcements or other publicly available sources. IBM has not tested those products and cannot confirm the accuracy of performance, compatibility or any other claims related to non-IBM products. Questions on the capabilities of non-IBM products should be addressed to the suppliers of those products.

All statements regarding IBM's future direction or intent are subject to change or withdrawal without notice, and represent goals and objectives only.

This information contains examples of data and reports used in daily business operations. To illustrate them as completely as possible, the examples include the names of individuals, companies, brands, and products. All of these names are fictitious and any similarity to the names and addresses used by an actual business enterprise is entirely coincidental.

COPYRIGHT LICENSE:

This information contains sample application programs in source language, which illustrate programming techniques on various operating platforms. You may copy, modify, and distribute these sample programs in any form without payment to IBM, for the purposes of developing, using, marketing or distributing application programs conforming to the application programming interface for the operating platform for which the sample programs are written. These examples have not been thoroughly tested under all conditions. IBM, therefore, cannot guarantee or imply reliability, serviceability, or function of these programs. The sample programs are provided "AS IS", without warranty of any kind. IBM shall not be liable for any damages arising out of your use of the sample programs.

Terms and conditions for product documentation

Permissions for the use of these publications are granted subject to the following terms and conditions.

Applicability

These terms and conditions are in addition to any terms of use for the IBM website.

Personal use

You may reproduce these publications for your personal, noncommercial use provided that all proprietary notices are preserved. You may not distribute, display or make derivative work of these publications, or any portion thereof, without the express consent of IBM.

Commercial use

You may reproduce, distribute and display these publications solely within your enterprise provided that all proprietary notices are preserved. You may not make derivative works of these publications, or

reproduce, distribute or display these publications or any portion thereof outside your enterprise, without the express consent of IBM.

Rights

Except as expressly granted in this permission, no other permissions, licenses or rights are granted, either express or implied, to the publications or any information, data, software or other intellectual property contained therein.

IBM reserves the right to withdraw the permissions granted herein whenever, in its discretion, the use of the publications is detrimental to its interest or, as determined by IBM, the above instructions are not being properly followed.

You may not download, export or re-export this information except in full compliance with all applicable laws and regulations, including all United States export laws and regulations.

IBM MAKES NO GUARANTEE ABOUT THE CONTENT OF THESE PUBLICATIONS. THE PUBLICATIONS ARE PROVIDED "AS-IS" AND WITHOUT WARRANTY OF ANY KIND, EITHER EXPRESSED OR IMPLIED, INCLUDING BUT NOT LIMITED TO IMPLIED WARRANTIES OF MERCHANTABILITY, NON-INFRINGEMENT, AND FITNESS FOR A PARTICULAR PURPOSE.

IBM Online Privacy Statement

IBM Software products, including software as a service solutions, ("Software Offerings") may use cookies or other technologies to collect product usage information, to help improve the end user experience, to tailor interactions with the end user, or for other purposes. In many cases no personally identifiable information is collected by the Software Offerings. Some of our Software Offerings can help enable you to collect personally identifiable information. If this Software Offering uses cookies to collect personally identifiable information, specific information about this offering's use of cookies is set forth below.

Depending upon the configurations deployed, this Software Offering may use session cookies that collect each user's name, email address, phone number, or other personally identifiable information for purposes of enhanced user usability and single sign-on configuration. These cookies can be disabled, but disabling them will also eliminate the functionality they enable.

If the configurations deployed for this Software Offering provide you as customer the ability to collect personally identifiable information from end users via cookies and other technologies, you should seek your own legal advice about any laws applicable to such data collection, including any requirements for notice and consent.

For more information about the use of various technologies, including cookies, for these purposes, see IBM's Privacy Policy at ibm.com/privacy and IBM's Online Privacy Statement at ibm.com/privacy/details in the section entitled "Cookies, Web Beacons and Other Technologies," and the "IBM Software Products and Software-as-a-Service Privacy Statement" at ibm.com/software/info/product-privacy.

Policy for unsupported hardware

Various z/OS elements, such as DFSMSdfp, JES2, and MVS, contain code that supports specific hardware servers or devices. In some cases, this device-related element support remains in the product even after the hardware devices pass their announced End of Service date. z/OS may continue to service element code; however, it will not provide service related to unsupported hardware devices. Software problems related to these devices will not be accepted for service, and current service activity will cease if a problem is determined to be associated with out-of-support devices. In such cases, fixes will not be issued.

Minimum supported hardware

The minimum supported hardware for z/OS releases identified in z/OS announcements can subsequently change when service for particular servers or devices is withdrawn. Likewise, the levels of other software products supported on a particular release of z/OS are subject to the service support lifecycle of those

products. Therefore, z/OS and its product publications (for example, panels, samples, messages, and product documentation) can include references to hardware and software that is no longer supported.

- For information about software support lifecycle, see: [IBM Lifecycle Support for z/OS \(www.ibm.com/software/support/systemsz/lifecycle\)](http://www.ibm.com/software/support/systemsz/lifecycle)
- For information about currently-supported IBM hardware, contact your IBM representative.

Programming interface information

This publication primarily documents information that is NOT intended to be used as Programming Interfaces of DFSORT.

This publication also documents intended Programming Interfaces that allow the customer to write programs to obtain the services of DFSORT. This information is identified where it occurs, either by an introductory statement to a chapter or section or by the following marking:

Trademarks

IBM, the IBM logo, and ibm.com are trademarks or registered trademarks of International Business Machines Corporation in the United States, other countries, or both. If these and other IBM trademarked terms are marked on their first occurrence in this information with a trademark symbol (® or ™), these symbols indicate U.S. registered or common law trademarks owned by IBM at the time this information was published. Such trademarks may also be registered or common law trademarks in other countries. A current list of IBM trademarks is available on the Web at [Copyright and Trademark information \(www.ibm.com/legal/copytrade.shtml\)](http://www.ibm.com/legal/copytrade.shtml).



Product Number: 5655-ZOS

SC23-6879-70

