

z/OS  
3.2

*MVS Data Areas Volume 3 (ITK - RQE)*



**Note**

Before using this information and the product it supports, read the information in [“Notices” on page 1733](#).

This edition applies to IBM® z/OS® 3.2 (5655-ZOS) and to all subsequent releases and modifications until otherwise indicated in new editions.

Last updated: 2025-09-30

© **Copyright International Business Machines Corporation 1988, 2025.**

US Government Users Restricted Rights – Use, duplication or disclosure restricted by GSA ADP Schedule Contract with IBM Corp.

---

# Contents

<b>Tables.....</b>	<b>ix</b>
<b>How to provide feedback to IBM.....</b>	<b>xlvi</b>
<b>Chapter 1. MVS Data Areas (ITK - RQE).....</b>	<b>1</b>
ITK information.....	1
ITTCTE information.....	12
ITTUIPRM information.....	13
ITZENF60 information.....	15
ITZYRETC information.....	22
IVT information.....	23
IWMCNTRL information.....	35
IWMECD information.....	37
IWMECDX information.....	41
IWMENF57 information.....	47
IWMENF61 information.....	49
IWMPB information.....	50
IWMRENF1 information.....	63
IWMRENF2 information.....	65
IWMSERVD information.....	68
IWMSET information.....	70
IWMSVAEA information.....	81
IWMSVDCR information.....	90
IWMSVDEF information.....	106
IWMSVIDS information.....	124
IWMSVNPA information.....	126
IWMSVPCD information.....	131
IWMSVPOL information.....	132
IWMSVPSE information.....	149
IWMSVSEA information.....	159
IWMWGDD information.....	169
IWMWOPTI information.....	172
IWMWQHAA information.....	175
IWMWQTAA information.....	179
IWMWRCAA information.....	182
IWMWRQAA information.....	215
IWMWSYSI information.....	232
IWMWSYSL information.....	238
IWMWSYSR information.....	239
IWMYCON information.....	242
IXCYAMDA information.....	284
IXCYARAA information.....	311
IXCYAREN information.....	313
IXCYARM information.....	315
IXCYCON information.....	323
IXCYENF information.....	365
IXCYERE information.....	367
IXCYEVE information.....	371
IXCYGEPL information.....	373
IXCYMEPL information.....	378

IXCYMNPL information.....	383
IXCYMQAA information.....	392
IXCYMSGC information.....	405
IXCYNOTE information.....	413
IXCYQUAA information.....	440
IXCYSEPL information.....	516
IXCYSRVR information.....	518
IXCYWRE information.....	550
IXGANSAA information.....	551
IXGBRMLT information.....	557
IXGCMPL information.....	564
IXGCON information.....	565
IXGENF information.....	610
IXGQBUF information.....	625
IXGQZBUF information.....	633
IXGRMEPL information.....	636
IXGSXAP information.....	639
IXGSXCMP information.....	641
IXGSXCNP information.....	646
IXGSXGP information.....	647
IXGSXMSP information.....	650
IXGSXOCP information.....	651
IXGSXTXT information.....	653
IXGSXUP information.....	654
IXLYAMDA information.....	655
IXLYCAA information.....	722
IXLYCANB information.....	735
IXLYCCIH information.....	736
IXLYCEPL information.....	738
IXLYCFSE information.....	746
IXLYCMPL information.....	747
IXLYCOMP information.....	753
IXLYCON information.....	765
IXLYCONA information.....	811
IXLYCRRB information.....	834
IXLYCSCS information.....	836
IXLYCSPA information.....	840
IXLYCUNB information.....	846
IXLYDCAC information.....	847
IXLYDCCC information.....	852
IXLYDDIB information.....	853
IXLYDEIB information.....	861
IXLYDELI information.....	863
IXLYDEQC information.....	866
IXLYDLC information.....	868
IXLYDLCC information.....	873
IXLYDLIC information.....	874
IXLYDLUC information.....	884
IXLYDNNB information.....	884
IXLYDSCC information.....	885
IXLYEEPL information.....	889
IXLYEMC information.....	914
IXLYLAA information.....	915
IXLYLCTL information.....	932
IXLYLEPL information.....	934
IXLYLMI information.....	935
IXLYLRB information.....	939
IXLYMELI information.....	942

IXLYMRTD information.....	950
IXLYMSRI information.....	951
IXLYNDE information.....	953
IXLYNEPL information.....	955
IXLYNSB information.....	961
IXLYRTAA information.....	963
IXLYSTRC information.....	965
IXLYWOB information.....	968
IXLYWORB information.....	973
IXLZSTRB information.....	974
IXZ\$XPL information.....	991
IXZYIXAC information.....	998
IXZYIXEN information.....	999
IXZYIXIF information.....	1003
IXZYIXJE information.....	1005
IXZYIXPE information.....	1006
IXZYIXSE information.....	1008
IXZYPIDS information.....	1009
JCT information.....	1010
JCTX information.....	1018
JESCT information.....	1021
JFCB information.....	1031
JFCBE information.....	1062
JFCBX information.....	1065
JICA information.....	1068
JMR information.....	1070
JSAB information.....	1075
JSCB information.....	1080
JSIPL information.....	1089
JSPA information.....	1090
LCCA information.....	1095
LCCAVT information.....	1133
LCT information.....	1134
LDA information.....	1143
LGE information.....	1154
LGVT information.....	1156
LKPT information.....	1158
LLCB information.....	1164
LLE information.....	1167
LLPM information.....	1168
LLP1 information.....	1170
LLP2 information.....	1172
LLT information.....	1178
LPAL information.....	1179
LPAT information.....	1180
LPBT information.....	1182
LPDE information.....	1184
LQB information.....	1187
LRB information.....	1189
LXAT information.....	1200
MCA information.....	1203
MCHEAD information.....	1205
MCSCSA information.....	1207
MCSOP information.....	1210
MCT information.....	1217
MDB information.....	1242
MDBP information.....	1256
MGCRE information.....	1258

MGCRPL information.....	1262
MIO information.....	1265
MIR information.....	1268
MMB information.....	1273
MPB information.....	1275
MPFT information.....	1277
MQE information.....	1281
MQH information.....	1282
MSGs information.....	1283
MSRASDCA information.....	1287
MTB information.....	1290
MTT information.....	1291
NEL information.....	1293
NLLE information.....	1301
NSSA information.....	1304
NUCMP information.....	1304
NVT information.....	1306
OMDG information.....	1315
OPSPL information.....	1317
ORB information.....	1322
ORE information.....	1325
OUCB information.....	1336
OUSB information.....	1351
OUXB information.....	1355
PARM4CB information.....	1363
PART information.....	1365
PAT information.....	1371
PCB information.....	1372
PCCA information.....	1382
PCCAVT information.....	1392
PCCW information.....	1394
PCDPARMS information.....	1399
PCRA information.....	1401
PCT information.....	1404
PCTRC information.....	1407
PEL information.....	1412
PFK information.....	1415
PICA information.....	1418
PIE information.....	1420
PPD information.....	1422
PPT information.....	1425
PRA information.....	1430
PRMESTAE information.....	1431
PSA information.....	1437
PSL information.....	1477
PVT information.....	1480
PXT information.....	1487
QDB information.....	1490
QIO information.....	1492
QMIDS information.....	1496
QMPA information.....	1498
QSRCD information.....	1501
QVOD information.....	1503
QVPL information.....	1507
QWA information.....	1510
RAB information.....	1528
RAX information.....	1555
RB information.....	1575

RBCB information.....	1593
RCB information.....	1595
RCBE information.....	1596
RCE information.....	1598
RCT information.....	1629
RCTD information.....	1637
RCWK information.....	1645
RD information.....	1653
RDCM information.....	1654
RESPA information.....	1659
RGR information.....	1661
RIB information.....	1662
RIT information.....	1668
RMCA information.....	1701
RMCT information.....	1706
RMEP information.....	1715
RMEX information.....	1719
RMPL information.....	1721
RNLE information.....	1724
RQE information.....	1726
<b>Appendix A. Accessibility.....</b>	<b>1731</b>
<b>Notices.....</b>	<b>1733</b>
Terms and conditions for product documentation.....	1734
IBM Online Privacy Statement.....	1735
Policy for unsupported hardware.....	1735
Minimum supported hardware.....	1735
Trademarks.....	1736
<b>Index.....</b>	<b>1737</b>





---

# Tables

1. Structure .....	1
2. Cross Reference for ITK.....	7
3. Structure CTE.....	13
4. Structure CTEEPLG.....	13
5. Cross Reference for ITTCTE.....	13
6. Structure IPRM.....	14
7. Cross Reference for ITTUIPRM.....	14
8. Structure .....	16
9. Structure TTRENF60.....	16
10. Cross Reference for ITZENF60.....	19
11. Structure .....	23
12. Structure IVT.....	24
13. Structure IVTPARMS.....	29
14. Structure IVT_IPST_TIME_AREA.....	29
15. Constants for IVT.....	29
16. Cross Reference for IVT.....	30
17. Structure CNTRL_MAP.....	36
18. Cross Reference for IWMCNTRL.....	37
19. Structure ECD.....	38
20. Cross Reference for IWMECD.....	39
21. Structure IWMECDX.....	42
22. Structure IWMECDX_CLASSIFICATION.....	42
23. Structure IWMECDX_PERFORMANCE.....	44

24. Cross Reference for IWMECDX.....	45
25. Structure WLMENF57.....	48
26. Cross Reference for IWMEF57.....	48
27. Structure WLMENF61.....	49
28. Cross Reference for IWMEF61.....	50
29. Structure PB.....	50
30. Cross Reference for IWMPB.....	58
31. Structure WLMENF1.....	64
32. Cross Reference for IWMRENF1.....	65
33. Structure WLMENF56.....	66
34. Cross Reference for IWMRENF2.....	67
35. Structure SERVDHDR.....	69
36. Cross Reference for IWMSERVD.....	69
37. Structure SETHDR.....	71
38. Structure SETSE.....	72
39. Structure SETSR.....	72
40. Structure SETRE.....	73
41. Structure SETSYS.....	73
42. Structure SETSYH.....	74
43. Structure SETSES.....	75
44. Structure SETRES.....	76
45. Cross Reference for IWMSET.....	78
46. Structure SVAEAHDR.....	82
47. Structure SVAEAAE.....	83
48. Structure SVAEAEXT.....	83

49. Cross Reference for IWMSVAEA.....	88
50. Structure SVDCRHDR.....	91
51. Structure SVDCRSST.....	92
52. Structure SVDCRRUL.....	93
53. Structure SVDCRGRP.....	96
54. Structure SVDCRGVS.....	97
55. Structure SVDCREXT.....	98
56. Cross Reference for IWMSVDCR.....	100
57. Structure SVDEFHDR.....	107
58. Structure SVDEFPOL.....	110
59. Structure SVDEFWKL.....	110
60. Structure SVDEFSCL.....	110
61. Structure SVDEFGRP.....	111
62. Structure SVDEFRCL.....	111
63. Structure SVDEFCLA.....	112
64. Structure SVDEFPPDA.....	112
65. Structure SVDEFRGA.....	113
66. Structure SVDEFCON.....	113
67. Structure SVDEFEMS.....	114
68. Structure SVDEFEXT.....	115
69. Cross Reference for IWMSVDEF.....	117
70. Structure SVIDSSVP.....	125
71. Structure SVIDSSVD.....	125
72. Structure SVIDSPRD.....	125
73. Cross Reference for IWMSVIDS.....	125

74. Structure SVNPAHDR.....	126
75. Structure SVNPADAT.....	127
76. Cross Reference for IWMSVNPA.....	129
77. Structure SVPCD_MAP.....	132
78. Cross Reference for IWMSVPCD.....	132
79. Structure SVPOLHD.....	133
80. Structure SVPOLSP.....	134
81. Structure SVPOLWD.....	136
82. Structure SVPOLCD.....	136
83. Structure SVPOLPD.....	137
84. Structure SVPOLRG.....	138
85. Structure SVPOLRD.....	140
86. Structure SVPOLMS.....	140
87. Structure SVPOLSN.....	140
88. Cross Reference for IWMSVPOL.....	143
89. Structure SVPSEHDR.....	150
90. Structure SVPSESE.....	151
91. Structure SVPSESR.....	152
92. Structure SVPSERE.....	152
93. Cross Reference for IWMSVPSE.....	156
94. Structure SVSEAHDR.....	159
95. Structure SVSEASE.....	161
96. Structure SVSEASR.....	161
97. Structure SVSEARE.....	162
98. Structure SVSEEXT.....	162

99. Cross Reference for IWMVSEA.....	166
100. Structure IWMWGDD.....	170
101. Structure IWMWGENTS.....	170
102. Cross Reference for IWMWGDD.....	171
103. Structure OPTI.....	173
104. Structure OPTI_ENTRY.....	174
105. Cross Reference for IWMWOPTI.....	174
106. Structure QHAA.....	176
107. Structure QHAS.....	176
108. Structure QHAR.....	177
109. Cross Reference for IWMWQHAA.....	178
110. Structure QTAA.....	180
111. Structure QTRG.....	180
112. Cross Reference for IWMWQTAA.....	181
113. Structure RCAA.....	183
114. Structure RCAABMAP.....	185
115. Structure RCAAICSS.....	185
116. Structure RCAE.....	185
117. Structure RCAESCLS.....	187
118. Structure RCAEIHDR.....	187
119. Structure RCAERESC.....	188
120. Structure RCAERST.....	193
121. Structure RCAEDIST.....	195
122. Structure RCAEDELA.....	196
123. Structure RCAEEELA.....	198

124. Structure RCAAGDD.....	201
125. Structure RCAAGDDE.....	201
126. Cross Reference for IWMWRCAA.....	202
127. Structure RQAA.....	216
128. Structure RQAE.....	218
129. Structure RQAESRV.....	223
130. Structure RQAD.....	223
131. Cross Reference for IWMWRQAA.....	226
132. Structure SYSI.....	233
133. Structure SYSI_ENTRY.....	233
134. Structure SYSI_EXT.....	235
135. Structure SYSI_EXT_ENTRY.....	235
136. Cross Reference for IWMWSYSI.....	236
137. Structure SYSL.....	239
138. Structure SYSR.....	240
139. Structure SYSR_EXT.....	240
140. Structure SYSR_EXT_ENTRY_USERDATA.....	241
141. Structure SYSR_EXT2_ENTRY_HOST.....	241
142. Cross Reference for IWMWSYSR.....	241
143. Structure .....	243
144. Structure PB.....	262
145. Cross Reference for IWMYCON.....	270
146. Structure AMDAREA.....	285
147. Structure AMDAGFD.....	286
148. Structure AMDAGFO.....	286

149. Structure AMDADR.....	287
150. Structure AMDGLI.....	287
151. Structure AMDPATH.....	288
152. Structure AMDPATH1.....	290
153. Structure AMDPATH2.....	290
154. Structure AMDMPEND.....	291
155. Structure AMDSYS.....	292
156. Structure AMDSYS1.....	294
157. Structure AMDSD.....	294
158. Structure AMDMEM.....	295
159. Structure AMDMEMDI.....	298
160. Structure AMDMEMDI1.....	300
161. Structure AMCTCHDD.....	302
162. Structure AMSTRHDD.....	302
163. Structure AMLSTHDD.....	302
164. Cross Reference for IXCYAMDA.....	303
165. Structure ARAA.....	312
166. Cross Reference for IXCYARAA.....	313
167. Structure AREN.....	314
168. Cross Reference for IXCYAREN.....	315
169. Structure .....	316
170. Cross Reference for IXCYARM.....	320
171. Structure .....	323
172. Cross Reference for IXCYCON.....	348
173. Structure IXCYENF.....	366

174. Cross Reference for IXCYENF.....	367
175. Structure ERE.....	368
176. Cross Reference for IXCYERE.....	370
177. Structure EVE.....	371
178. Cross Reference for IXCYEVE.....	372
179. Structure GEPL.....	373
180. Structure GEPL1.....	375
181. Cross Reference for IXCYGEPL.....	376
182. Structure MEPL.....	379
183. Structure MEPLEX.....	381
184. Structure MEPLEX2.....	381
185. Cross Reference for IXCYMEPL.....	382
186. Structure MNPL.....	383
187. Structure MNPLDATARECORD.....	384
188. Structure MNPLTARGONLYENTRY.....	386
189. Structure MNPLTARGRESPENTRY.....	387
190. Cross Reference for IXCYMNPL.....	389
191. Structure MQAHDR.....	392
192. Structure MQAENTRY.....	393
193. Structure MQATARGONLYENTRY.....	399
194. Structure MQATARGRESPENTRY.....	399
195. Structure MQATARGRESPENTRY1.....	401
196. Cross Reference for IXCYMQAA.....	401
197. Structure .....	405
198. Cross Reference for IXCYMSGC.....	412



199. Structure IXCYNOTE_TNOTEPADNAME.....	414
200. Structure IXCYNOTE_TANSAREA.....	415
201. Structure IXCYNOTE_TWHEYQUIESCED.....	416
202. Structure IXCYNOTE_TWHEYIMPAIRED.....	416
203. Structure IXCYNOTE_TDETAILSRESUMED.....	417
204. Structure IXCYNOTE_TDETAILSQUIESCED.....	418
205. Structure IXCYNOTE_TDETAILSCONSTRAINED.....	418
206. Structure IXCYNOTE_TDETAILSNOSAFAUTH.....	418
207. Structure IXCYNOTE_TDETAILSNORESOURCES.....	419
208. Structure IXCYNOTE_TDETAILSNOSTRUCTURES.....	420
209. Structure IXCYNOTE_TDETAILSCRITERIA.....	420
210. Structure IXCYNOTE_TDETAILSDELETENP.....	421
211. Structure IXCYNOTE_TDETAILSACCESS.....	421
212. Structure IXCYNOTE_TDETAILSNOTE.....	422
213. Structure IXCYNOTE_TDETAILSNOTES.....	422
214. Structure IXCYNOTE_TDETAILSBUFLEN.....	423
215. Structure IXCYNOTE_TDETAILSMODIFY#NOTES.....	423
216. Structure IXCYNOTE_TDATALOCATOR.....	424
217. Structure IXCYNOTE_TDATALOCATORS.....	424
218. Structure IXCYNOTE_TNOTEPADDATA.....	424
219. Structure IXCYNOTE_TCONNECTDATA.....	427
220. Structure IXCYNOTE_TNOTEDATA.....	429
221. Structure IXCYNOTE_TSYSCONNDATA.....	429
222. Structure IXCYNOTE_TSELECTBYTAGRANGE.....	430
223. Structure IXCYNOTE_TSELECTBYTAGMASK.....	430

224. Structure IXCYNOTE_TSELECTBYCONNECTIONID.....	431
225. Structure IXCYNOTE_TSELECTIONCRITERIA.....	431
226. Cross Reference for IXCYNOTE.....	432
227. Structure QUAHDR.....	442
228. Structure QUASYS.....	443
229. Structure QUASYS1.....	443
230. Structure QUASYS2.....	444
231. Structure QUAGRP.....	445
232. Structure QUAMEM.....	446
233. Structure QUAMEM1.....	449
234. Structure QUAMEM2.....	451
235. Structure QUACF.....	451
236. Structure QUACF1.....	453
237. Structure QUACFSC.....	454
238. Structure QUACFSC1.....	454
239. Structure QUACFSTR.....	454
240. Structure QUACFSTR1.....	455
241. Structure QUASTR.....	456
242. Structure QUASTR1.....	466
243. Structure QUASTR2.....	469
244. Structure QUASTRPL.....	470
245. Structure QUASTRPL1.....	470
246. Structure QUASTRXL.....	471
247. Structure QUASTRXL1.....	471
248. Structure QUASTRCF.....	471

249. Structure QUASTRCF1.....	473
250. Structure QUASTRUSER.....	474
251. Structure QUASTRUSER1.....	477
252. Structure QUASTRSYS.....	477
253. Structure QUAARMS.....	478
254. Structure QUACDSFUN.....	482
255. Structure QUACDS.....	483
256. Structure QUACDSSU.....	484
257. Structure QUACDSNAR.....	484
258. Structure QUREQFEATURES.....	485
259. Cross Reference for IXCYQUAA.....	493
260. Structure SEPL.....	517
261. Cross Reference for IXCYSEPL.....	518
262. Structure IXCYSRVR_TCRITERIA.....	519
263. Structure IXCYSRVR_TFEATURES.....	519
264. Structure IXCYSRVR_TNAME.....	520
265. Structure IXCYSRVR_TANSAREA.....	520
266. Structure IXCYSRVR_TSENDDSCRIPTOR.....	521
267. Structure IXCYSRVR_TREQUESTINFO.....	522
268. Structure IXCYSRVR_TRESPONSEINFO.....	523
269. Structure IXCYSRVR_TTARGETDESCRIPTOR.....	523
270. Structure IXCYSRVR_TRESPONSEDESCRIPTOR.....	525
271. Structure IXCYSRVR_TMSGDESCRIPTOR.....	525
272. Structure IXCYSRVR_TSXPL.....	527
273. Structure IXCYSRVR_TINITSERVER.....	530

274. Structure IXCYSRVR_TGETWORKAREA.....	530
275. Structure IXCYSRVR_TSIZEARRAY.....	531
276. Structure IXCYSRVR_TREQUEST.....	531
277. Structure IXCYSRVR_TRESPCODE.....	532
278. Structure IXCYSRVR_TDATADESCRIPTOR.....	533
279. Structure IXCYSRVR_TWORKAREADESCRIPTOR.....	533
280. Structure IXCYSRVR_TDDT.....	533
281. Structure IXCYSRVR_TSRVRINFOAA.....	533
282. Structure IXCYSRVR_TSRVRINFOHR.....	534
283. Structure IXCYSRVR_TSRVRINFODR.....	535
284. Structure IXCYSRVR_TSRVRINFOWI.....	536
285. Structure IXCYSRVR_TSRVRINFOIR.....	536
286. Structure IXCYSRVR_TSRVRINFODD.....	540
287. Cross Reference for IXCYSRVR.....	540
288. Structure WRE.....	551
289. Structure WREELEMENTNAMES.....	551
290. Structure ANSAA.....	552
291. Cross Reference for IXGANSAA.....	555
292. Structure IXGBRMHD.....	560
293. Structure IXGBRMLT.....	560
294. Structure IXGBRMLT_LOGBLOCK.....	563
295. Cross Reference for IXGBRMLT.....	563
296. Structure CMPL.....	564
297. Cross Reference for IXGCMPL.....	565
298. Structure .....	566

299. Cross Reference for IXGCON.....	606
300. Structure IXGENF.....	611
301. Cross Reference for IXGENF.....	621
302. Structure QBUF.....	626
303. Cross Reference for IXGQBUF.....	631
304. Structure IXGQZBUF.....	634
305. Cross Reference for IXGQZBUF.....	635
306. Structure RMEPL.....	636
307. Cross Reference for IXGRMEPL.....	638
308. Structure IXGSXAP.....	640
309. Cross Reference for IXGSXAP.....	641
310. Structure IXGSXCMP.....	642
311. Cross Reference for IXGSXCMP.....	644
312. Structure IXGSXCNP.....	646
313. Cross Reference for IXGSXCNP.....	647
314. Structure IXGSXGP.....	648
315. Cross Reference for IXGSXGP.....	649
316. Structure IXGSXMSP.....	650
317. Structure IXGSXOCP.....	651
318. Cross Reference for IXGSXOCP.....	652
319. Structure IXGSXTXT.....	653
320. Structure IXGSXTXT_PAIR.....	653
321. Structure IXGSXUP.....	654
322. Cross Reference for IXGSXUP.....	655
323. Structure IXLYAMDAREA.....	657

324. Structure IXLYAMDHD.....	657
325. Structure IXLYAMDCF.....	658
326. Structure IXLYAMDCF1.....	662
327. Structure IXLYAMDSLL.....	663
328. Structure IXLYAMDSLL1.....	663
329. Structure IXLYAMDSLC.....	664
330. Structure IXLYAMDSLC1.....	664
331. Structure IXLYAMDCFMI.....	664
332. Structure IXLYAMDCFMINFO.....	665
333. Structure IXLYAMDCFRF.....	665
334. Structure IXLYAMDCFRF1.....	669
335. Structure IXLYAMDCFCP.....	670
336. Structure IXLYAMDCFCPINFO.....	671
337. Structure IXLYAMDSTRL.....	672
338. Structure IXLYAMDSTRL1.....	678
339. Structure IXLYAMDSTRL2.....	681
340. Structure IXLYAMDSTRL3.....	683
341. Structure IXLYAMDSTRL4.....	684
342. Structure IXLYAMDSTRC.....	685
343. Structure IXLYAMDSTRC1.....	689
344. Structure IXLYAMDSTRC2.....	691
345. Structure IXLYAMDSTRC3.....	691
346. Structure IXLYAMDSTRC4.....	692
347. Structure IXLYAMDSCSC.....	693
348. Structure IXLYAMDSCSC1.....	694

349. Structure IXLYAMDSCOC.....	695
350. Structure IXLYAMDSCOCSTATS.....	695
351. Structure IXLYAMDSC.....	695
352. Structure IXLYAMDSC1.....	696
353. Structure IXLYAMDSSCC.....	696
354. Structure IXLYAMDSSCM.....	697
355. Structure IXLYAMDADUP.....	699
356. Cross Reference for IXLYAMDA.....	703
357. Structure CAA.....	723
358. Structure CAA2.....	733
359. Cross Reference for IXLYCAA.....	733
360. Structure CANB.....	736
361. Structure CCIH.....	737
362. Structure CCIHCOSTATSLIST.....	737
363. Structure CCIHCOUNTS.....	737
364. Structure CCIHCCIBS.....	738
365. Cross Reference for IXLYCCIH.....	738
366. Structure CEPL.....	739
367. Structure CEPLNT.....	741
368. Cross Reference for IXLYCEPL.....	744
369. Structure IXLYCFSE.....	746
370. Cross Reference for IXLYCFSE.....	747
371. Structure CMPL.....	748
372. Cross Reference for IXLYCMPL.....	751
373. Structure COMPDATANAME.....	753

374. Structure COMPINDEX.....	754
375. Structure COMPSTRTRL.....	755
376. Structure COMPSTRHDR.....	756
377. Structure COMPSTROBJMAPINDEX.....	756
378. Structure COMPSTROBJMAP.....	758
379. Structure COMPHASHTABLEHDR.....	759
380. Structure COMPHASHSLOTARRAY.....	759
381. Structure COMPHASHELEM.....	760
382. Structure COMPENTRYCNTL.....	760
383. Cross Reference for IXLYCOMP.....	761
384. Structure .....	766
385. Structure IXLSDWACOMU.....	799
386. Cross Reference for IXLYCON.....	800
387. Structure CONA.....	812
388. Structure CONALOCKATTR.....	826
389. Structure CONALISTATTR.....	826
390. Structure CONACACHEATTR.....	828
391. Cross Reference for IXLYCONA.....	829
392. Structure CRRB.....	835
393. Cross Reference for IXLYCRRB.....	836
394. Structure CSCS.....	836
395. Cross Reference for IXLYCSCS.....	839
396. Structure CSPA.....	841
397. Structure CSPA_CFLEVELINFO.....	843
398. Cross Reference for IXLYCSPA.....	844



399. Structure CUNB.....	847
400. Structure DCAC.....	848
401. Structure DCACDUPLEXINGCONTROLS.....	850
402. Structure DCACEXTSTRUCTURECONTROLS.....	851
403. Cross Reference for IXLYDCAC.....	851
404. Structure DCCC.....	853
405. Structure DLTE.....	854
406. Structure DDIL.....	854
407. Structure DDIC.....	855
408. Structure DLUCB.....	857
409. Structure DLCCB.....	857
410. Structure DEMC.....	858
411. Cross Reference for IXLYDDIB.....	859
412. Structure DEIB.....	862
413. Cross Reference for IXLYDEIB.....	863
414. Structure DELI1.....	864
415. Structure DELI2.....	865
416. Structure DELI3.....	865
417. Cross Reference for IXLYDELI.....	866
418. Structure DEQC.....	867
419. Cross Reference for IXLYDEQC.....	867
420. Structure DLC.....	868
421. Structure DLCLISTMONTBLENTY.....	870
422. Structure DLCKRGEMONTBLENTY.....	871
423. Cross Reference for IXLYDLC.....	872

424. Structure DLCC.....	874
425. Structure DLIC.....	875
426. Structure DLICDUPLEXINGCONTROLS.....	878
427. Structure DLICEXTSTRUCTURECONTROLS.....	879
428. Cross Reference for IXLYDLIC.....	881
429. Structure DLUC.....	884
430. Structure DNNB.....	885
431. Structure DSCC.....	886
432. Cross Reference for IXLYDSCC.....	888
433. Structure EEPL.....	890
434. Structure EEPLLOSSCONNINFO.....	894
435. Structure EEPLREBUILDQUIESCEINFO.....	895
436. Structure EEPLREBUILDCONNECTSCOMPLETEINFO.....	895
437. Structure EEPLUSERSYNCPPOINTINFO.....	896
438. Structure EEPLVOLATILITYSTATECHANGEINFO.....	896
439. Structure EEPLXESRECOMMENDACTIONINFO.....	896
440. Structure EEPLLOSSCONNPCTNOTIFYINFO.....	897
441. Structure EEPLALTERBEGININFO.....	897
442. Structure EEPLALTERENDINFO.....	898
443. Structure EEPLSTRAVAILABILITYINFO.....	901
444. Structure EEPLSTRSTATECHANGEINFO.....	901
445. Cross Reference for IXLYEEPL.....	907
446. Structure EMC.....	914
447. Cross Reference for IXLYEMC.....	915
448. Structure LAA.....	916

449. Cross Reference for IXLYLAA.....	929
450. Structure LCTL.....	933
451. Cross Reference for IXLYLCTL.....	933
452. Structure LEPL.....	934
453. Cross Reference for IXLYLEPL.....	935
454. Structure LMI.....	936
455. Structure KRMI.....	937
456. Cross Reference for IXLYLMI.....	938
457. Structure LRB_RELEASE_VER0.....	939
458. Structure LRB_RELEASE_VER1.....	941
459. Cross Reference for IXLYLRB.....	941
460. Structure MELI1.....	943
461. Structure MELI2.....	944
462. Structure MELI3.....	946
463. Cross Reference for IXLYMELI.....	948
464. Structure MRTD.....	951
465. Structure MRTD1.....	951
466. Cross Reference for IXLYMRTD.....	951
467. Structure MSRI.....	952
468. Cross Reference for IXLYMSRI.....	953
469. Structure NDE.....	954
470. Cross Reference for IXLYNDE.....	954
471. Structure NEPL.....	956
472. Structure NEPLNT.....	958
473. Cross Reference for IXLYNEPL.....	959

474. Structure NSB.....	961
475. Cross Reference for IXLYNSB.....	963
476. Structure RTAA.....	964
477. Structure RTAA1.....	964
478. Cross Reference for IXLYRTAA.....	965
479. Structure .....	966
480. Cross Reference for IXLYSTRC.....	967
481. Structure WOB.....	969
482. Cross Reference for IXLYWOB.....	972
483. Structure WORB.....	974
484. Structure STRBHEADER.....	975
485. Structure STRBSTRSUMMARY.....	979
486. Structure STRBSUMMARY.....	980
487. Structure STRBSTRDETAIL.....	981
488. Structure STRBSTRDETAIL1.....	982
489. Structure STRBSTRDETAIL2.....	982
490. Structure STRBDETAIL.....	982
491. Structure STRBEMCDetail.....	983
492. Structure STRBENTRY.....	984
493. Cross Reference for IXLZSTRB.....	987
494. Structure IXZ\$XPL.....	991
495. Structure XIT01_INDICATOR.....	992
496. Structure XIT01_RESPONSE.....	992
497. Structure XIT01_XPL.....	993
498. Structure XIT02_INDICATOR.....	993

499. Structure XIT02_RESPONSE.....	993
500. Structure XIT02_XPL.....	994
501. Structure MSG_EXTENTS.....	994
502. Structure XIT03_INDICATOR.....	994
503. Structure XIT03_RESPONSE.....	995
504. Structure XIT03_XPL.....	995
505. Structure INSTALLATION_TABLE.....	995
506. Cross Reference for IXZ\$XPL.....	995
507. Structure IXZYIXAC.....	998
508. Cross Reference for IXZYIXAC.....	999
509. Structure IXZYIXEN.....	1000
510. Cross Reference for IXZYIXEN.....	1001
511. Structure IXZYIXIF.....	1003
512. Cross Reference for IXZYIXIF.....	1004
513. Structure IXZYIXJE.....	1006
514. Cross Reference for IXZYIXJE.....	1006
515. Structure IXZYIXPE.....	1007
516. Cross Reference for IXZYIXPE.....	1007
517. Structure IXZYIXSE.....	1008
518. Cross Reference for IXZYIXSE.....	1009
519. Structure .....	1010
520. Structure .....	1011
521. Cross Reference for JCT.....	1015
522. Structure JCTXIN.....	1019
523. Constants for JCTX.....	1020

524. Cross Reference for JCTX.....	1020
525. Structure JESCT.....	1023
526. Structure JESPEXT.....	1025
527. Structure JESCT.....	1027
528. Cross Reference for JESCT.....	1027
529. Structure .....	1037
530. Cross Reference for JFCB.....	1052
531. Structure JFCBE.....	1063
532. Cross Reference for JFCBE.....	1064
533. Structure .....	1066
534. Cross Reference for JFCBX.....	1067
535. Structure JICA.....	1068
536. Cross Reference for JICA.....	1069
537. Structure JMR.....	1071
538. Structure JMRE.....	1072
539. Structure JMR.....	1073
540. Cross Reference for JMR.....	1073
541. Structure IAZJSAB.....	1075
542. Cross Reference for JSAB.....	1078
543. Structure IEZJSCB.....	1081
544. Cross Reference for JSCB.....	1085
545. Structure JSIPL.....	1089
546. Cross Reference for JSIPL.....	1090
547. Structure IAZJSPA.....	1091
548. Structure JSPEXT.....	1093

549. Cross Reference for JSPA.....	1093
550. Structure LCCA.....	1096
551. Cross Reference for LCCA.....	1117
552. Structure LCCAVT.....	1133
553. Cross Reference for LCCAVT.....	1134
554. Structure .....	1135
555. Cross Reference for LCT.....	1139
556. Structure LDA.....	1143
557. Cross Reference for LDA.....	1149
558. Structure LGE.....	1154
559. Cross Reference for LGE.....	1155
560. Structure LGVT.....	1156
561. Structure LGVTE.....	1157
562. Cross Reference for LGVT.....	1157
563. Structure LKPT.....	1158
564. Cross Reference for LKPT.....	1161
565. Structure LLCB.....	1165
566. Cross Reference for LLCB.....	1167
567. Structure LLE.....	1168
568. Structure LLPM.....	1169
569. Constants for LLPM.....	1169
570. Cross Reference for LLPM.....	1169
571. Structure LLP1.....	1170
572. Cross Reference for LLP1.....	1172
573. Structure LLP2.....	1173

574. Structure LLP2EP.....	1175
575. Structure LLP2X.....	1175
576. Cross Reference for LLP2.....	1176
577. Structure LLT.....	1178
578. Structure LLTAPFTB.....	1179
579. Cross Reference for LLT.....	1179
580. Structure LPAL.....	1180
581. Constants for LPAL.....	1180
582. Structure LPAT.....	1181
583. Structure LPATXD.....	1181
584. Structure LPATXV.....	1181
585. Cross Reference for LPAT.....	1181
586. Structure LPBT.....	1182
587. Structure LPB.....	1183
588. Cross Reference for LPBT.....	1183
589. Structure LPDE.....	1185
590. Constants for LPDE.....	1186
591. Cross Reference for LPDE.....	1186
592. Structure LQB.....	1188
593. Structure LQBLNGEN.....	1188
594. Cross Reference for LQB.....	1188
595. Structure LRB.....	1189
596. Cross Reference for LRB.....	1195
597. Structure LXAT.....	1201
598. Structure LXATX.....	1202



599. Constants for LXAT.....	1202
600. Cross Reference for LXAT.....	1202
601. Structure MCA.....	1204
602. Cross Reference for MCA.....	1204
603. Structure MCHEAD.....	1206
604. Cross Reference for MCHEAD.....	1207
605. Structure MCSCSA.....	1208
606. Cross Reference for MCSCSA.....	1209
607. Structure MCSOPPRM.....	1211
608. Structure MCSOTBL.....	1214
609. Structure MCSOMAP.....	1215
610. Cross Reference for MCSOP.....	1215
611. Structure MCT.....	1218
612. Cross Reference for MCT.....	1232
613. Structure MDB.....	1242
614. Structure MDBG.....	1243
615. Structure MDBSCP.....	1244
616. Structure MDBT.....	1248
617. Cross Reference for MDB.....	1250
618. Structure MDBPRFX.....	1257
619. Cross Reference for MDBP.....	1258
620. Structure MGCEPL.....	1258
621. Structure MGCETEXT.....	1260
622. Constants for MGCRE.....	1260
623. Cross Reference for MGCRE.....	1261

624. Structure MGCRL.....	1263
625. Structure MGCRLPTOK.....	1264
626. Structure MGCRLSTOK.....	1264
627. Structure MGCRL.....	1264
628. Cross Reference for MGCRL.....	1264
629. Structure MIO.....	1266
630. Structure MIOMSG.....	1266
631. Cross Reference for MIO.....	1267
632. Structure MIR.....	1268
633. Structure MIR_KEY_COUNT_LENGTH.....	1271
634. Structure MIR_INTERROGATE_DATA.....	1271
635. Constants for MIR.....	1271
636. Cross Reference for MIR.....	1272
637. Structure MMB.....	1274
638. Cross Reference for MMB.....	1274
639. Structure MPB.....	1276
640. Structure MPBMSG.....	1276
641. Structure MPBSB.....	1276
642. Cross Reference for MPB.....	1276
643. Structure MPFT.....	1278
644. Structure MPFTENTY.....	1278
645. Structure MPFMENTY.....	1279
646. Constants for MPFT.....	1279
647. Cross Reference for MPFT.....	1280
648. Structure MQE.....	1282

649. Structure MQH.....	1283
650. Structure MSGS.....	1283
651. Structure MSGSISRT.....	1284
652. Constants for MSGS.....	1284
653. Cross Reference for MSGS.....	1286
654. Structure MSRASDCA.....	1288
655. Structure MSRVADS.....	1289
656. Cross Reference for MSRASDCA.....	1289
657. Structure MTB.....	1290
658. Structure MTBMSG.....	1291
659. Cross Reference for MTB.....	1291
660. Structure MTTABLE.....	1292
661. Structure MTENTRY.....	1293
662. Cross Reference for MTT.....	1293
663. Structure .....	1294
664. Cross Reference for NEL.....	1298
665. Structure NLLE.....	1302
666. Constants for NLLE.....	1303
667. Cross Reference for NLLE.....	1303
668. Structure NSSA.....	1304
669. Structure NUCMENT.....	1305
670. Cross Reference for NUCMP.....	1305
671. Structure NVT.....	1306
672. Structure NVTPARMS.....	1310
673. Constants for NVT.....	1310

674. Cross Reference for NVT.....	1311
675. Structure OMDGLIST.....	1316
676. Cross Reference for OMDG.....	1317
677. Structure OPSPL.....	1318
678. Constants for OPSPL.....	1320
679. Cross Reference for OPSPL.....	1320
680. Structure ORB.....	1322
681. Cross Reference for ORB.....	1324
682. Structure OREF.....	1325
683. Cross Reference for ORE.....	1331
684. Structure OUCB.....	1337
685. Cross Reference for OUCB.....	1345
686. Structure OUSB.....	1352
687. Cross Reference for OUSB.....	1354
688. Structure OUXB.....	1356
689. Cross Reference for OUXB.....	1360
690. Structure CB_DEVICES.....	1364
691. Cross Reference for PARM4CB.....	1364
692. Structure PART.....	1365
693. Structure PARTENT.....	1366
694. Constants for PART.....	1369
695. Cross Reference for PART.....	1369
696. Structure PAT.....	1372
697. Cross Reference for PAT.....	1372
698. Structure PCB.....	1373

699. Structure PCBSFFLA.....	1376
700. Structure PCBMGFLA.....	1376
701. Structure PCBDSFLA.....	1376
702. Structure PCBCMFLA.....	1376
703. Structure PCBPVFLA.....	1377
704. Structure PCBGDFLA.....	1377
705. Structure PCBMGFUN.....	1377
706. Structure PCBCMFUN.....	1377
707. Structure PCBPVFUN.....	1377
708. Structure PCBSWFUN.....	1377
709. Structure PCBIOFUN.....	1378
710. Structure PCBUNCHANGED2SCM.....	1378
711. Constants for PCB.....	1378
712. Cross Reference for PCB.....	1379
713. Structure PCCA.....	1383
714. Cross Reference for PCCA.....	1387
715. Structure PCCAVT.....	1393
716. Cross Reference for PCCAVT.....	1393
717. Structure PCCW.....	1394
718. Structure PCCWECKD.....	1396
719. Structure PCCWSETP.....	1397
720. Cross Reference for PCCW.....	1397
721. Structure PCDPARMS.....	1400
722. Cross Reference for PCDPARMS.....	1400
723. Structure PCRA.....	1401

724. Constants for PCRA.....	1403
725. Cross Reference for PCRA.....	1404
726. Structure PCT.....	1405
727. Structure PCTSECT.....	1405
728. Cross Reference for PCT.....	1406
729. Structure PCETCON.....	1407
730. Structure PCETCRE.....	1408
731. Structure PCATSET.....	1408
732. Structure PCAXSET.....	1408
733. Structure PCAXEXT.....	1408
734. Structure PCAXFRE.....	1409
735. Structure PCAXRES.....	1409
736. Structure PCETDES.....	1409
737. Structure PCETDIS.....	1410
738. Structure PCLXFRE.....	1410
739. Structure PCLXRES.....	1410
740. Cross Reference for PCTRC.....	1410
741. Structure PEL.....	1413
742. Cross Reference for PEL.....	1415
743. Structure PFKSTAB.....	1416
744. Structure PFKTABLE.....	1416
745. Constants for PFK.....	1417
746. Cross Reference for PFK.....	1417
747. Structure PICA.....	1418
748. Cross Reference for PICA.....	1419

749. Structure PIE.....	1420
750. Cross Reference for PIE.....	1421
751. Structure PPD.....	1422
752. Constants for PPD.....	1424
753. Cross Reference for PPD.....	1424
754. Structure PPT.....	1426
755. Structure PPT1.....	1427
756. Cross Reference for PPT.....	1428
757. Structure PRA.....	1430
758. Cross Reference for PRA.....	1430
759. Structure PRMESTAE.....	1432
760. Structure MSGIDS.....	1434
761. Structure PRMESTAE_AREA.....	1434
762. Cross Reference for PRMESTAE.....	1434
763. Structure PSA.....	1438
764. Cross Reference for PSA.....	1460
765. Structure PSL.....	1478
766. Cross Reference for PSL.....	1479
767. Structure PVT.....	1481
768. Structure PTVVTAB.....	1483
769. Structure PVTEXT.....	1483
770. Cross Reference for PVT.....	1484
771. Structure PXT.....	1488
772. Structure PXTXP.....	1489
773. Constants for PXT.....	1489

774. Cross Reference for PXT.....	1489
775. Structure QDB.....	1491
776. Cross Reference for QDB.....	1492
777. Structure IHAQIO.....	1493
778. Cross Reference for QIO.....	1494
779. Structure .....	1496
780. Cross Reference for QMIDS.....	1497
781. Structure IOPARAMS.....	1499
782. Cross Reference for QMPA.....	1500
783. Structure QSR.....	1502
784. Structure QSRENTY.....	1502
785. Cross Reference for QSRCD.....	1503
786. Structure QVOD.....	1504
787. Structure QVODCMMN.....	1504
788. Structure QVODENT.....	1504
789. Structure QVODENTX.....	1505
790. Cross Reference for QVOD.....	1505
791. Structure QVPL.....	1507
792. Structure QVPLE2.....	1508
793. Constants for QVPL.....	1508
794. Cross Reference for QVPL.....	1509
795. Structure QWA.....	1511
796. Constants for QWA.....	1521
797. Cross Reference for QWA.....	1521
798. Structure RAB.....	1529



799. Constants for RAB.....	1545
800. Cross Reference for RAB.....	1546
801. Structure RAX.....	1557
802. Cross Reference for RAX.....	1569
803. Structure RBPRFX.....	1576
804. Cross Reference for RB.....	1586
805. Structure RBCB.....	1593
806. Cross Reference for RBCB.....	1594
807. Structure RCB.....	1595
808. Cross Reference for RCB.....	1596
809. Structure RCBENTRY.....	1597
810. Cross Reference for RCBE.....	1598
811. Structure RCE.....	1602
812. Cross Reference for RCE.....	1620
813. Structure RCT.....	1630
814. Cross Reference for RCT.....	1634
815. Structure RCTD.....	1638
816. Structure @NM00012.....	1640
817. Structure @NM00014.....	1640
818. Structure @NM00016.....	1640
819. Structure @NM00018.....	1640
820. Structure @NM00019.....	1641
821. Cross Reference for RCTD.....	1642
822. Structure RCWK.....	1645
823. Constants for RCWK.....	1646

824. Cross Reference for RCWK.....	1652
825. Structure RD.....	1653
826. Structure .....	1654
827. Structure DCMTSRT.....	1654
828. Cross Reference for RDCM.....	1657
829. Structure IAZRESPA.....	1660
830. Cross Reference for RESPA.....	1661
831. Structure RGR.....	1662
832. Structure RIB.....	1663
833. Structure RIBVAR.....	1664
834. Structure RIBE.....	1664
835. Cross Reference for RIB.....	1666
836. Structure RIT.....	1668
837. Constants for RIT.....	1686
838. Cross Reference for RIT.....	1689
839. Structure RMCA.....	1702
840. Cross Reference for RMCA.....	1704
841. Structure RMCT.....	1707
842. Cross Reference for RMCT.....	1711
843. Structure RMEPPREFIX.....	1715
844. Structure RMEP.....	1716
845. Constants for RMEP.....	1717
846. Cross Reference for RMEP.....	1717
847. Structure RMEX.....	1719
848. Cross Reference for RMEX.....	1720

849. Structure RMPL.....	1722
850. Cross Reference for RMPL.....	1723
851. Structure RNLE.....	1725
852. Structure RNL_HEADDR.....	1725
853. Cross Reference for RNLE.....	1725
854. Structure RQE.....	1726
855. Cross Reference for RQE.....	1728



## How to provide feedback to IBM

---

We welcome any feedback that you have, including comments on the clarity, accuracy, or completeness of the information. For more information, see [How to send feedback to IBM](#).



# Chapter 1. MVS Data Areas (ITK - RQE)

This topic describes the MVS data areas that are prefixed with ITK - RQE.

## ITK information

### ITK programming interface information

ITK is a programming interface.

### ITK heading information

<b>Common name:</b>	TABLE OF CONVERTER/INTERPRETER KEYS
<b>Macro ID:</b>	IEFVKEYS
<b>DSECT name:</b>	None
<b>Owning component:</b>	MVS Converter (SC1B9)
<b>Eye-catcher ID:</b>	None
<b>Storage attributes:</b>	Subpool: N/A Key: N/A Residency: N/A
<b>Size:</b>	N/A
<b>Created by:</b>	N/A
<b>Pointed to by:</b>	N/A
<b>Serialization:</b>	None
<b>Function:</b>	This macro provides constants for the key values found in the Converter Interpreter (C/I) Text string.

### ITK mapping

Table 1. Structure

Offset Dec	Offset Hex	Type	Len	Name (Dim)	Description
0	(0)	STRUCTURE	0		
A - Prologue C - RESERVED KEYS X'18' AND X'19' TO DD AND DD DATA C - CHANGED KEY X'17' TO OVERRIDE FORM OF SJF KEYWORD C - CHANGED KEY X'7A' TO NAME ON EXEC STMT THAT INVOKES A PROCEDURE C - CHANGED KEY X'A2' TO JCL VERSION NUMBER C - CHANGED KEY X'BF' TO IF STMT VERB C - CHANGED KEY X'C0' TO ELSE STMT VERB C - CHANGED KEY X'C1' TO ENDIF STMT VERB C - ADDED NEW KEYS FOR IF-EXPRESSION C - RESERVED KEYS X'15' AND X'16' CHANGED TO EXPDT AND RETPD MAJOR KEYWORD KEYS (INTERNAL USE)					

Table 1. Structure (continued)

Offset Dec	Offset Hex	Type	Len	Name(Dim)	Description
C - Reserved key X'79' to indicate COND= in CI text obtained from COND. override. This APAR is the Interpreter portion of 0Y44622. C - Prologue to comply with SHOWHDR C - Changed x'77' and x'78' to MEMLPEK and MEMLEEK C - Changed x'A1' to MEMLIMJK C - Changed external classification to PI. C - Moved component name before component number. C - Changed x'14' to SYSINSQK - used to include a sequence number with the SYSIN internal text. The sequence number will be used by the JESes to associate the input SYSIN files with the appropriate DD statements. C - Added SYMBOLSK to support SYMBOLS on SYSIN DD C - Changed x'75' to PMDDPEK and x'76' to PMDDEEK C - Add support for NULLOVRD keyword %GOTO VKEYSPLS; VERB KEYWORD 19874					
	.... ....			ETEND	"X'00'" * NONE DICTIONARY END 19874
EQU X'01' DD RESERVED 19874 EQU X'02' DD RESERVED 19874 EQU X'03' DD RESERVED 19874 EQU X'04' DD RESERVED 19874 EQU X'05' DD RESERVED 19874 EQU X'06' DD RESERVED 19874 EQU X'07' DD RESERVED 19874 EQU X'08' DD RESERVED 19874 EQU X'09' DD RESERVED 19874 EQU X'0A' DD RESERVED 19874 EQU X'0B' DD RESERVED 19874 EQU X'0C' DD RESERVED 19874 EQU X'0D' DD RESERVED 19874 EQU X'0E' DD RESERVED 19874 EQU X'0F' DD RESERVED 19874 EQU X'10' DD RESERVED 19874 EQU X'11' DD RESERVED 19874					
	...1 ...1.			NULLOVRDK	"X'12'" * DD NULL DD for concatenated SYSIN override
	...1 ...11			SYMBOLSK	"X'13'" * DD SYMBOLS keyword Internal key - set by Converter, used by JES
	...1 .1...			SYSINSQK	"X'14'" * DD SYSIN sequence number Internal key - set by Converter, used by JES
	...1 .1.1			EXPDTK	"X'15'" * DD EXPDT= MAJOR KEYWORD INTERNAL KEY - USED IN CONVERTER ONLY
	...1 .11.			RETPDK	"X'16'" * DD RETPD= MAJOR KEYWORD INTERNAL KEY - USED IN CONVERTER ONLY
	...1 .111			JDTOVRDK	"X'17'" * DD OVERRIDE FORM OF SJF KEYWORD
	...1 1...			SPLATK	"X'18'" * DD * - INTERNAL KEY NOT USED IN INTERNAL TEXT
	...1 1..1			DATAK	"X'19'" * DD DATA - INTERNAL KEY NOT USED IN INTERNAL TEXT
	...1 1.1.			JDTKWDK	"X'1A'" * DD JDT-DEFINED KEYWORD
	...1 1.11			PROTECTK	"X'1B'" * DD PROTECT=
	...1 11..			SUBSYSK	"X'1C'" * DD SUBSYS=
	...1 11.1			CHARSK	"X'1D'" * DD CHARS=
	...1 111.			MODIFYK	"X'1E'" * DD MODIFY=
	...1 1111			FLASHK	"X'1F'" * DD FLASH=
	..1. ....			BURSTK	"X'20'" * DD BURST=
	..1. ...1			DSIDK	"X'21'" * DD DSID=
	..1. ...1.			MSVGPK	"X'22'" * DD MSVGPK=
	..1. ...11			HOLDK	"X'23'" * DD HOLD= Y02668



Table 1. Structure (continued)

Offset Dec	Offset Hex	Type	Len	Name(Dim)	Description
		..1. .1..		SYSINCTK	"X'24' " * DD INTERNAL KEY- NUMBER SYSIN RECORDS SPOOLED BY JES Y02668
		..1. .1.1		DESTK	"X'25' " * DD DEST= Y02668
		..1. .11.		FRIDMK	"X'26' " * DD FRID= Y02670
		..1. .111		FREEK	"X'27' " * DD FREE= Y02670
		..1. 1...		AMPK	"X'28' " * DD AMP= Y01113
		..1. 1..1		FUNCMK	"X'29' " * DD FUNC= 21088
		..1. 1.1.		DIAGNSK	"X'2A' " * DD DIAGNS= I21042
		..1. 1.11		DLMK	"X'2B' " * DD DLM= 21009
		..1. 11..		FCBK	"X'2C' " * DD FCB= 20202
		..1. 11.1		TERMK	"X'2D' " * DD TERM= 20002
		..1. 111.		THRESHMK	"X'2E' " * DD THRESH= 20001
		..1. 1111		RESERV MK	"X'2F' " * DD RESERVE= 20002
		..11 ....		PCIMK	"X'30' " * DD PCI= 20002
		..11 ...1		BUFMAXMK	"X'31' " * DD BUFMAX= 20002
		..11 ..1.		BUFOUTMK	"X'32' " * DD BUFOUT= 20002
		..11 ..11		BUFINMK	"X'33' " * DD BUFIN= 20002
		..11 .1..		BUFSIZMK	"X'34' " * DD BUFSIZE= 20002
		..11 .1.1		DYNAK	"X'35' " * DD DYNAM 20002
		..11 .11.		QNAMEK	"X'36' " * DD QNAME= 20002
		..11 .111		BUFOFFMK	"X'37' " * DD BUFOFF 19200
		..11 1...		OUTLIMK	"X'38' " * DD OUTLIM 19028
		..11 1..1		IPLTXIDK	"X'39' " * DD IPLTXID= Y01948
		..11 1.1.		COPIESK	"X'3A' " * DD COPIES= Y02668
		..11 1.11		GDSORGMK	"X'3B' " * DD GDSORG= 19874
		..11 11..		GNCPMK	"X'3C' " * DD GNCP= 19874
		..11 11.1		UCSK	"X'3D' " * DD UCS= 19874
		..11 111.		DUMMK	"X'3E' " * DD DUMMY 19874
		..11 1111		CHKPTK	"X'3F' " * DD CHKPT=
		.1. ....		DCBK	"X'40' " * DD DCB= 19874
		.1. ...1		UNITK	"X'41' " * DD UNIT= 19874
		.1. ..1.		LABELK	"X'42' " * DD LABEL= 19874
		.1. ...11		VOLUMEK	"X'43' " * DD VOLUME= 19874
		.1. .1..		AFFK	"X'44' " * DD AFF= 19874
		.1. .1.1		SEPK	"X'45' " * DD SEP= 19874
		.1. .11.		DISPK	"X'46' " * DD DISP= 19874
		.1. .111		SPACEK	"X'47' " * DD SPACE= 19874
		.1. 1...		SPLITK	"X'48' " * DD SPLIT= 19874
		.1. 1..1		DDNAMEK	"X'49' " * DD DDNAME= 19874
		.1. 1.1.		DSNAMEK	"X'4A' " * DD DSNAME= 19874
		.1. 1.11		SYSOUTK	"X'4B' " * DD SYSOUT= 19874
		.1. 11..		SUBALLOK	"X'4C' " * DD SUBALLOC= 19874
		.1. 11.1		AFFMK	"X'4D' " * DD AFF= MINOR 19874
		.1. 111.		SEPMK	"X'4E' " * DD SEP= MINOR 19874
		.1. 1111		SERMK	"X'4F' " * DD SER= 19874
		.1.1 ....		REFMK	"X'50' " * DD REF= 19874

Table 1. Structure (continued)

Offset Dec	Offset Hex	Type	Len	Name(Dim)	Description
		.1.1 ...1		EXPDTMK	"X'51'" * DD EXPDT= MINOR KEYWORD 19874
		.1.1 ..1.		RETPDMK	"X'52'" * DD RETPD= MINOR KEYWORD 19874
		.1.1 ..11		BFALNMK	"X'53'" * DD BFALN= 19874
		.1.1 .1..		BFTEKMK	"X'54'" * DD BFTEK= 19874
		.1.1 .1.1		BLKSIZEMK	"X'55'" * DD BLKSIZE= 19874
		.1.1 .11.		BUFLMK	"X'56'" * DD BUFL= 19874
		.1.1 .111		BUFNOMK	"X'57'" * DD BUFN0= 19874
		.1.1 1...		BUFRQMK	"X'58'" * DD BUFRQ= 19874
		.1.1 1..1		CODEMK	"X'59'" * DD CODE= 19874
		.1.1 1.1.		CPRIMK	"X'5A'" * DD CPRI= 19874
		.1.1 1.11		CYLOFLMK	"X'5B'" * DD CYLOFL= 19874
		.1.1 11..		HIARCHMK	"X'5C'" * DD HIARCHY= 19874
		.1.1 11.1		DENMK	"X'5D'" * DD DEN= 19874
		.1.1 111.		DSORGMK	"X'5E'" * DD DSORG= 19874
		.1.1 1111		EROPTMK	"X'5F'" * DD EROPT= 19874
		.11. ....		INTVLMK	"X'60'" * DD INTVL= 19874
		.11. ...1		KEYLENMK	"X'61'" * DD KEYLEN= 19874
		.11. ..1.		LIMCTMK	"X'62'" * DD LIMCT= 19874
		.11. ..11		LRECLMK	"X'63'" * DD LRECL= 19874
		.11. .1..		MODEMK	"X'64'" * DD MODE = 19874
		.11. .1.1		NCPMK	"X'65'" * DD NCP= 19874
		.11. .11.		NTMMK	"X'66'" * DD NTM= 19874
		.11. .111		OPTCDMK	"X'67'" * DD OPTCD= 19874
		.11. 1...		PRTSPMK	"X'68'" * DD PRTSP= 19874
		.11. 1..1		RECFMMK	"X'69'" * DD RECFM= 19874
		.11. 1.1.		RKPMK	"X'6A'" * DD RKP= 19874
		.11. 1.11		SOWAMK	"X'6B'" * DD SOWA= 19874
		.11. 11..		STACKMK	"X'6C'" * DD STACK= 19874
		.11. 11.1		TRTCHMK	"X'6D'" * DD TRTCH= 19874
		.11. 111.		DDK	"X'6E'" * DD DD 19874
	EQU X'6F'	EXEC RESERVED	19874		
	EQU X'70'	EXEC RESERVED	19874		
	EQU X'71'	EXEC RESERVED	19874		
	EQU X'72'	EXEC RESERVED	19874		
	EQU X'73'	EXEC RESERVED	19874		
	EQU X'74'	EXEC RESERVED	19874		
		.111 .1.1		PMDDPEK	"X'75'" * EXEC PARMDD.
		.111 .11.		PMDDEEK	"X'76'" * EXEC PARMDD=
		.111 .111		MEMLPEK	"X'77'" * EXEC MEMLIMIT.
		.111 1...		MEMLEEK	"X'78'" * EXEC MEMLIMIT=
		.111 1..1		CONDDEK	"X'79'" * EXEC COND= IN CI TEXT OBTAINED FROM COND. OVERRIDE
		.111 1.1.		PRSTEPK	"X'7A'" * EXEC NAME ON EXEC STATEMENT THAT INVOKES A PROCEDURE
		.111 1.11		DYNMPEK	"X'7B'" * EXEC DYNAMNBR. Y02670
		.111 11..		DYNMEEK	"X'7C'" * EXEC DYNAMNBR= Y02670

Table 1. Structure (continued)

Offset Dec	Offset Hex	Type	Len	Name(Dim)	Description
		.111 11.1		PRFMPEK	"X'7D'" * EXEC PERFORM. Y02655
		.111 111.		PRFMEEK	"X'7E'" * EXEC PERFORM= Y02655
		.111 1111		ADRSPPEK	"X'7F'" * EXEC ADDRSPC. Y01029
		1... ....		ADRSPEEK	"X'80'" * EXEC ADDRSPC= Y01029
		1... ...1		SDPPEK	"X'81'" * EXEC DPRTY. 19874
		1... ..1.		SDPEEK	"X'82'" * EXEC DPRTY= 19874
EQU X'83' EXEC RESERVED Y02668					
		1... .1..		RDEEK	"X'84'" * EXEC RD= 19874
		1... .1.1		RDPEK	"X'85'" * EXEC RD. 19874
		1... .11.		ROLLPEK	"X'86'" * EXE ROLL. 19874
		1... .111		ROLLEEK	"X'87'" * EXE ROLL= 19874
		1... 1...		REGINPEK	"X'88'" * EXEC REGION. 19874
		1... 1..1		REGINEEK	"X'89'" * EXEC REGION= 19874
		1... 1.1.		PGMEK	"X'8A'" * EXEC PGM= 19874
		1... 1.11		PROCEK	"X'8B'" * EXEC PROC= 19874
		1... 11..		ACCTPEK	"X'8C'" * EXEC ACCT. 19874
		1... 11.1		CONDPEK	"X'8D'" * EXEC COND. 19874
		1... 111.		PARMPEK	"X'8E'" * EXEC PARM. 19874
		1... 1111		TIMEPEK	"X'8F'" * EXEC TIME. 19874
		1..1 ....		ACCTEEK	"X'90'" * EXEC ACCT= 19874
		1..1 ...1		CONDEEK	"X'91'" * EXEC COND= 19874
		1..1 ..1.		PARMEEK	"X'92'" * EXEC PARM= 19874
		1..1 ..11		TIMEEEK	"X'93'" * EXEC TIME= 19874
		1..1 .1..		EXECK	"X'94'" * EXEC EXEC 19874
EQU X'95' JOB RESERVED 19874 EQU X'96' JOB RESERVED 19874 EQU X'97' JOB RESERVED 19874 EQU X'98' JOB RESERVED 19874 EQU X'99' JOB RESERVED 19874 EQU X'9A' JOB RESERVED 19874 EQU X'9B' JOB RESERVED 19874 EQU X'9C' JOB RESERVED 19874 EQU X'9D' JOB RESERVED 19874 EQU X'9E' JOB RESERVED 19874 EQU X'9F' JOB RESERVED 19874 EQU X'A0' JOB RESERVED 19874					
		1.1. ...1		MEMLIMJK	"X'A1'" * JOB MEMLIMIT=
		1.1. ...1.		JCLVERNK	"X'A2'" * JOB JCL VERSION NUMBER
		1.1. ...11		GROUPK	"X'A3'" * JOB GROUP=
		1.1. .1..		PASSWORDK	"X'A4'" * JOB PASSWORD=
		1.1. .1.1		USERK	"X'A5'" * JOB USER=
		1.1. .11.		PRFMJK	"X'A6'" * JOB PERFORM= Y02655
		1.1. .111		ADRSPJK	"X'A7'" * JOB ADDRSPC= Y01029
		1.1. 1...		NOTIFYJK	"X'A8'" * JOB NOTIFY= 20001
		1.1. 1..1		TIMEJK	"X'A9'" * JOB TIME= 19874
		1.1. 1.1.		RESTARJK	"X'AA'" * JOB RESTART= 19874
		1.1. 1.11		RDJK	"X'AB'" * JOB RD= 19874
		1.1. 11..		ROLLJK	"X'AC'" * JOB ROLL= 19874

Table 1. Structure (continued)

Offset Dec	Offset Hex	Type	Len	Name(Dim)	Description
		1.1. 11.1		CLASSJK	"X'AD'" * JOB CLASS= 19874
		1.1. 111.		REGINJK	"X'AE'" * JOB REGION= 19874
		1.1. 1111		CONDJK	"X'AF'" * JOB COND= 19874
		1.11 ....		PRTYJK	"X'B0'" * JOB PRTY= 19874
		1.11 ...1		TYPRUNJK	"X'B1'" * JOB TYPRUN= 19874
		1.11 ..1.		MSGCLAJK	"X'B2'" * JOB MSGCLASS= 19874
		1.11 ..11		MSGLEVJK	"X'B3'" * JOB MSGLEVEL= 19874
		1.11 .1..		JOBK	"X'B4'" * JOB JOB 19874
		EQU X'B5'	RESERVED	RESERVED	19874
		EQU X'B6'	RESERVED	RESERVED	19874
		EQU X'B7'	RESERVED	RESERVED	19874
		EQU X'B8'	RESERVED	RESERVED	19874
		EQU X'B9'	RESERVED	RESERVED	19874
		EQU X'BA'	RESERVED	RESERVED	19874
		EQU X'BB'	RESERVED	RESERVED	19874
		EQU X'BC'	RESERVED	RESERVED	19874
		EQU X'BD'	RESERVED	RESERVED	19874
		1.11 111.		JDTVERBK	"X'BE'" * JDVB JDT-DEFINED VERB
		1.11 1111		IFVERBK	"X'BF'" * IF IF VERB
		11.. ....		ELSVRBK	"X'C0'" * ELSE ELSE VERB
		11.. ...1		EIFVERBK	"X'C1'" * ENDIF ENDIF VERB
		EQU X'C2'	RESERVED	RESERVED	19874
		EQU X'C3'	RESERVED	RESERVED	19874
		EQU X'C4'	RESERVED	RESERVED	19874
		EQU X'C5'	RESERVED	RESERVED	19874
		EQU X'C6'	RESERVED	RESERVED	19874
		EQU X'C7'	RESERVED	RESERVED	19874
		EQU X'C8'	RESERVED	RESERVED	19874
		EQU X'C9'	RESERVED	RESERVED	19874
		EQU X'CA'	RESERVED	RESERVED	19874
		EQU X'CB'	RESERVED	RESERVED	19874
		EQU X'CC'	RESERVED	RESERVED	19874
		EQU X'CD'	RESERVED	RESERVED	19874
		EQU X'CE'	RESERVED	RESERVED	19874
		EQU X'CF'	RESERVED	RESERVED	19874
		EQU X'D0'	RESERVED	RESERVED	19874
		EQU X'D1'	RESERVED	RESERVED	19874
		EQU X'D2'	RESERVED	RESERVED	19874
		EQU X'D3'	RESERVED	RESERVED	19874
		EQU X'D4'	RESERVED	RESERVED	19874
		EQU X'D5'	RESERVED	RESERVED	19874
		EQU X'D6'	RESERVED	RESERVED	19874
		EQU X'D7'	RESERVED	RESERVED	19874
		EQU X'D8'	RESERVED	RESERVED	19874
		EQU X'D9'	RESERVED	RESERVED	19874
		EQU X'DA'	RESERVED	RESERVED	19874
		EQU X'DB'	RESERVED	RESERVED	19874
		EQU X'DC'	RESERVED	RESERVED	19874
		EQU X'DD'	RESERVED	RESERVED	19874
		EQU X'DE'	RESERVED	RESERVED	19874
		EQU X'DF'	RESERVED	RESERVED	19874
		EQU X'E0'	RESERVED	RESERVED	19874
		EQU X'E1'	RESERVED	RESERVED	19874
		EQU X'E2'	RESERVED	RESERVED	19874
		EQU X'E3'	RESERVED	RESERVED	19874
		EQU X'E4'	RESERVED	RESERVED	19874
		EQU X'E5'	RESERVED	RESERVED	19874
		EQU X'E6'	RESERVED	RESERVED	19874
		EQU X'E7'	RESERVED	RESERVED	19874
		EQU X'E8'	RESERVED	RESERVED	19874
		EQU X'E9'	RESERVED	RESERVED	19874
		EQU X'EA'	RESERVED	RESERVED	19874
		EQU X'EB'	RESERVED	RESERVED	19874
		EQU X'EC'	RESERVED	RESERVED	19874
		EQU X'ED'	RESERVED	RESERVED	19874
		EQU X'EE'	RESERVED	RESERVED	19874
		EQU X'EF'	RESERVED	RESERVED FOR MULTI-BYTE KEY	19874
		1111 ....		INTKEY1	"X'F0'" * INTERNAL KEY 19874
		1111 ...1		INTKEY2	"X'F1'" * INTERNAL KEY 19874

Table 1. Structure (continued)

Offset Dec	Offset Hex	Type	Len	Name(Dim)	Description
		1111 ..1.		INTKEY3	"X'F2'" * INTERNAL KEY 19874
		1111 ..11		INTKEY4	"X'F3'" * INTERNAL KEY 19874
		1111 .1..		INTKEY5	"X'F4'" * INTERNAL KEY 19874
		1111 .1.1		INTKEY6	"X'F5'" * INTERNAL KEY RESERVED 19874
		1111 .11.		INTKEY7	"X'F6'" * INTERNAL KEY RESERVED 19874
		1111 .111		INTKEY8	"X'F7'" * INTERNAL KEY RESERVED 19874
		1111 1...		INTKEY9	"X'F8'" * INTERNAL KEY RESERVED 19874
		1111 1..1		INTKEYA	"X'F9'" * INTERNAL KEY RESERVED 19874
		1111 1.1.		INTKEYB	"X'FA'" * INTERNAL KEY RESERVED 19874
		1111 1.11		INTKEYC	"X'FB'" * INTERNAL KEY RESERVED 19874
EQU X'FC' NONE EQU X'FD' NONE					
		1111 111.		ENDK	"X'FE'" * NONE END KEY 19874
		1111 1111		ENDIND	"X'FF'" * NONE END OF MODULE INDICATOR 19874
IF-EXPRESSION KEYS NOTE: THE KEYS FOR THE IF STATEMENT DO NOT HAVE TO BE UNIQUE FROM KEYS ON THE OTHER STATEMENT TYPES SINCE THEY ARE NOT PROCESSED THROUGH THE PDTS.					
		.... ...1		IFJRCK	"X'01'" * IF JOB LEVEL RC
		.... ...1.		IFSRCK	"X'02'" * IF STEP LEVEL RC
		.... ..11		IFRCK	"X'03'" * IF RC
		.... .1..		IFJABCK	"X'04'" * IF JOB ABEND CODE
		.... .1.1		IFSABCK	"X'05'" * IF STEP ABEND CODE
		.... .11.		IFUABCK	"X'06'" * IF USER ABEND CODE
		.... .111		IFSABCK	"X'07'" * IF SYSTEM ABEND CODE
		.... 1...		IFJABNDK	"X'08'" * IF JOB ABEND
		.... 1..1		IFSABNDK	"X'09'" * IF STEP ABEND
		.... 1.1.		IFSRUNK	"X'0A'" * IF STEP RUN
		.... 1.11		IFBOOLK	"X'0B'" * IF BOOLEAN
		.... 11..		IFOPERK	"X'0C'" * IF OPERATOR

Table 2. Cross Reference for ITK

Name	Offset	Hex Tag
ACCTEEK	0	90
ACCTPEK	0	8C
ADRSPEEK	0	80
ADRSPJK	0	A7
ADRSPPEK	0	7F
AFFK	0	44
AFFMK	0	4D
AMPK	0	28
BFALNMK	0	53

Table 2. Cross Reference for ITK (continued)

Name	Offset	Hex Tag
BFTEKMK	0	54
BLKSIZMK	0	55
BUFINMK	0	33
BUFLMK	0	56
BUFMAXMK	0	31
BUFNOMK	0	57
BUFOFFMK	0	37
BUFOUTMK	0	32
BUFRQMK	0	58
BUFSIZMK	0	34
BURSTK	0	20
CHARSK	0	1D
CHKPTK	0	3F
CLASSJK	0	AD
CODEMK	0	59
CONDDEK	0	79
CONDEEK	0	91
CONDJK	0	AF
CONDPEK	0	8D
COPIESK	0	3A
CPRIMK	0	5A
CYLOFLMK	0	5B
DATAK	0	19
DCBK	0	40
DDK	0	6E
DDNAMEK	0	49
DENMK	0	5D
DESK	0	25
DIAGNSK	0	2A
DISPK	0	46
DLMK	0	2B
DSIDK	0	21
DSNAMEK	0	4A
DSORGMK	0	5E
DUMMK	0	3E
DYNAK	0	35
DYNMEEK	0	7C
DYNMPEK	0	7B
EIFVERBK	0	C1

Table 2. Cross Reference for ITK (continued)

Name	Offset	Hex Tag
ELSVVERBK	0	C0
ENDIND	0	FF
ENDK	0	FE
EROPTMK	0	5F
ETEND	0	0
EXECK	0	94
EXPDTK	0	15
EXPDTMK	0	51
FCBK	0	2C
FLASHK	0	1F
FREEK	0	27
FRIDMK	0	26
FUNCMK	0	29
GDSORGMK	0	3B
GNCPMK	0	3C
GROUPK	0	A3
HIARCHMK	0	5C
HOLDK	0	23
IFBOOLK	0	B
IFJABCK	0	4
IFJABNDK	0	8
IFJRCK	0	1
IFOPERK	0	C
IFRCK	0	3
IFSABCK	0	5
IFSABCK	0	7
IFSABNDK	0	9
IFSRCK	0	2
IFSRUNK	0	A
IFUABCK	0	6
IFVERBK	0	BF
INTKEYA	0	F9
INTKEYB	0	FA
INTKEYC	0	FB
INTKEY1	0	F0
INTKEY2	0	F1
INTKEY3	0	F2
INTKEY4	0	F3
INTKEY5	0	F4

Table 2. Cross Reference for ITK (continued)

Name	Offset	Hex Tag
INTKEY6	0	F5
INTKEY7	0	F6
INTKEY8	0	F7
INTKEY9	0	F8
INTVLMK	0	60
IPLTXIDK	0	39
JCLVERNK	0	A2
JDTKWDK	0	1A
JDTOVRDK	0	17
JDTVERBK	0	BE
JOBK	0	B4
KEYLENMK	0	61
LABELK	0	42
LIMCTMK	0	62
LRECLMK	0	63
MEMLEEK	0	78
MEMLIMJK	0	A1
MEMLPEK	0	77
MODEMK	0	64
MODIFYK	0	1E
MSGCLAJK	0	B2
MSGLEVJK	0	B3
MSVGPK	0	22
NCPMK	0	65
NOTIFYJK	0	A8
NTMMK	0	66
NULLOVRDK	0	12
OPTCDMK	0	67
OUTLIMK	0	38
PARMEEK	0	92
PARMPEK	0	8E
PASWORDK	0	A4
PCIMK	0	30
PGMEK	0	8A
PMDDEEK	0	76
PMDDPEK	0	75
PRFMEEK	0	7E
PRFMJK	0	A6
PRFMPEK	0	7D



Table 2. Cross Reference for ITK (continued)

Name	Offset	Hex Tag
PROCEK	0	8B
PROTECTK	0	1B
PRSTEPK	0	7A
PRTSPMK	0	68
PRTYJK	0	B0
QNAMEK	0	36
RDEEK	0	84
RDJK	0	AB
RDPEK	0	85
RECFMMK	0	69
REFMK	0	50
REGINEEK	0	89
REGINJK	0	AE
REGINPEK	0	88
RESERVMK	0	2F
RESTARJK	0	AA
RETPDK	0	16
RETPDMK	0	52
RKPMK	0	6A
ROLLEEK	0	87
ROLLJK	0	AC
ROLLPEK	0	86
SDPEEK	0	82
SDPPEK	0	81
SEPK	0	45
SEPMK	0	4E
SERMK	0	4F
SOWAMK	0	6B
SPACEK	0	47
SPLATK	0	18
SPLITK	0	48
STACKMK	0	6C
SUBALLOK	0	4C
SUBSYSK	0	1C
SYMBOLSK	0	13
SYSINCTK	0	24
SYSINSQK	0	14
SYSOUTK	0	4B
TERMK	0	2D

Table 2. Cross Reference for ITK (continued)

Name	Offset	Hex Tag
THRESHMK	0	2E
TIMEEEK	0	93
TIMEJK	0	A9
TIMEPEK	0	8F
TRTCHMK	0	6D
TYPRUNJK	0	B1
UCSK	0	3D
UNITK	0	41
USERK	0	A5
VOLUMEK	0	43

## ITTCTE information

### ITTCTE programming interface information

ITTCTE is a programming interface.

### ITTCTE heading information

<b>Common name:</b>	Component Trace Element
<b>Macro ID:</b>	ITTCTE
<b>DSECT name:</b>	CTE
<b>Owning component:</b>	Component Trace (SCTRC)
<b>Eye-catcher ID:</b>	None
<b>Storage attributes:</b>	Subpool: Determined by the user component Key: Determined by the user component Residency: Determined by the user component
<b>Size:</b>	Variable < 64K bytes on a halfword boundry. WARNING: The size of the CTEVDATA area should not exceed 60K bytes. This is to allow for future expansions of the fixed portions of the CTE.
<b>Created by:</b>	User component traces INITIALIZED BY: User component traces
<b>Pointed to by:</b>	User components' component trace base
<b>Serialization:</b>	determined by the user component
<b>Function:</b>	'CTE's are created by individual component traces and contain component specific trace information in key-length-data format.

## ITTCTE mapping

Table 3. Structure CTE

Offset Dec	Offset Hex	Type	Len	Name (Dim)	Description
0	(0)	STRUCTURE	0	CTE	
0	(0)	CHARACTER	16	CTEFDATA	* Fixed length portion
0	(0)	CHARACTER	4	CTEPROG	* Prologue
0	(0)	SIGNED	2	CTELENP	* CTE length in bytes
2	(2)	SIGNED	2	CTEOFF	* Offset to CTEVDATA from CTE
4	(4)	CHARACTER	12	CTECDATA	* Common portion of CTE
4	(4)	BITSTRING	4	CTEFMTID	* Format id key
8	(8)	BITSTRING	8	CTETIME	* Time stamp
16	(10)	SIGNED	2	CTEVDATA(0)	* Variable portion, 64k byte limit
16	(10)	X'F000'	0	CTEVDATAMAX	"61440" 60K limit for CTEVDATA size

Table 4. Structure CTEEPLG

Offset Dec	Offset Hex	Type	Len	Name (Dim)	Description
0	(0)	STRUCTURE	0	CTEEPLG	
0	(0)	SIGNED	2	CTELEN	* CTE epilg used to place the halfword length at the end of the CTE

Table 5. Cross Reference for ITTCTE

Name	Offset	Hex Tag
CTE	0	
CTECDATA	4	
CTEEPLG	0	
CTEFDATA	0	
CTEFMTID	4	
CTELEN	0	
CTELENP	0	
CTEOFF	2	
CTEPROG	0	
CTETIME	8	
CTEVDATA	10	
CTEVDATAMAX	10	F000

## ITTUIPRM information

### ITTUIPRM programming interface information

ITTUIPRM is a programming interface.

### ITTUIPRM heading information

**Common name:** ITTUINIT parm block

**Macro ID:** ITTUIPRM

**DSECT name:** IPRM

**Owning component:** Component Trace (SCTRC)

**Eye-catcher ID:** ITTUIPRM  
Offset: 0  
Length: 8

**Storage attributes:** Subpool: Determined by the user component  
Key: Determined by the user component  
Residency: Determined by the user component

**Size:** Variable, 52 bytes in initial version

**Created by:** User component traces  
INITIALIZED BY: User component traces

**Pointed to by:** Parameter list to ITTUINIT

**Serialization:** determined by the user component

**Function:** Supply unauthorized external CTRACE options from the tracing component to CTRACE component entry point ITTUINIT. ITTUIPRM is passed fully-initialized to ITTUINIT. ITTUINIT updates token field IPRMTOK to a non-zero value when it is successful as well as supplying return code 0. ITTUINIT returns a zero IPRMTOK when it is not successful as well as supplying a non-zero return code.

## ITTUIPRM mapping

Table 6. Structure IPRM

Offset Dec	Offset Hex	Type	Len	Name (Dim)	Description
0	(0)	STRUCTURE	0	IPRM	, ITTUINIT parm block
0	(0)	SIGNED	4	(0)	Align on fullword boundary
0	(0)	CHARACTER	8	IPRMID	Identifier
8	(8)	ADDRESS	1	IPRMLVL	Modification level
8	(8)	X'1'	0	IPRMLVL1	"1" Initial modification level
9	(9)	BITSTRING	1	IPRMF	Options flags
	1... ....			IPRMFNW	"BIT0" NOWRAP option
10	(A)	ADDRESS	2	IPRMLEN	Length of ITTUIPRM passed
12	(C)	CHARACTER	8	IPRMCOMP	Component name
20	(14)	CHARACTER	8	IPRMFTB	Format table name
28	(1C)	CHARACTER	8	IPRMDD	DDNAME for external CTRACE
36	(24)	BITSTRING	8	IPRMTOK	External CTRACE token (output)
44	(2C)	SIGNED	4	IPRMMAXL	Maximum ITTCTE length
48	(30)	SIGNED	4	IPRMVIRT	Virtual storage for buffers
52	(34)	SIGNED	4	IPRMEND(0)	End of ITTUIPRM

Table 7. Cross Reference for ITTUIPRM

Name	Offset	Hex Tag
IPRM	0	
IPRMCOMP	C	40404040
IPRMDD	1C	40404040

Table 7. Cross Reference for ITTUIPRM (continued)

Name	Offset	Hex Tag
IPRMEND	34	
IPRMF	9	0
IPRMFMTB	14	40404040
IPRMFNW	9	80
IPRMID	0	C9E3E3E4
IPRMLEN	A	34
IPRMLVL	8	
IPRMLVL1	8	1
IPRMMAXL	2C	7D00
IPRMTOK	24	0
IPRMVIRT	30	200000

## ITZENF60 information

### ITZENF60 programming interface information

ITZENF60 is a programming interface.

### ITZENF60 heading information

<b>Common name:</b>	ENF Signal 60 Parameter List
<b>Macro ID:</b>	ITZENF60
<b>DSECT name:</b>	TTRENF60
<b>Owning component:</b>	Transaction Trace (SCTTR)
<b>Eye-catcher ID:</b>	ENF60 Offset: ENF60_ID-TTRENF60 Length: L'ENF60_ID
<b>Storage attributes:</b>	Key: 0 Residency: Above 16M line, in the private storage of the address space in which the listen exit receives control.
<b>Size:</b>	See assembly listing
<b>Created by:</b>	ITZCC
<b>Pointed to by:</b>	N/A
<b>Serialization:</b>	None
<b>Function:</b>	Maps the ENF 60 parameter list received by ENF listen exits. This event occurs when a Transaction Trace command is accepted.

## ITZENF60 mapping

Table 8. Structure

Offset Dec	Offset Hex	Type	Len	Name(Dim)	Description
0	(0)	STRUCTURE	0		

Table 9. Structure TTRENF60

Offset Dec	Offset Hex	Type	Len	Name(Dim)	Description
0	(0)	STRUCTURE	0	TTRENF60	ENF60 mapping
0	(0)	CHARACTER	6	ENF60_ID	Eye catcher 'ENF60 '
6	(6)	BITSTRING	1	ENF60_VERSION	Version of mapping
6	(6)	X'1'	0	ENF60_VONE	"1" Version 1
6	(6)	X'1'	0	ENF60_CVER	"ENF60_VONE" Current version
7	(7)	BITSTRING	1		Reserved
8	(8)	SIGNED	4	ENF60_LENGTH	Length of parameter list
12	(C)	SIGNED	4	ENF60_QUAL(0)	ENF signal 60 qualifiers
12	(C)	BITSTRING	1	ENF60_BYTE1	Qualifier Byte 1
		1... ....		ENF60_TON	"X'80'" TTrace is turned on
		.1.. ....		ENF60_TFA	"X'40'" TTrace filter set addition
		..1. ....		ENF60_TFR	"X'20'" TTrace filter set removal
		...1 ....		ENF60_TOFF	"X'10'" TTrace is turned off
13	(D)	BITSTRING	1	ENF60_BYTE2	Qualifier Byte 2
		1... ....		ENF60_WST	"X'80'" CTRACE External writer started
		.1.. ....		ENF60_WSP	"X'40'" CTRACE External writer stopped
		..1. ....		ENF60_LTN	"X'20'" LATENT=N specified
		...1 ....		ENF60_LTY	"X'10'" LATENT=Y specified
		.... 1...		ENF60_BUF	"X'08'" BUFSIZ= specified
14	(E)	BITSTRING	1	ENF60_BYTE3	Qualifier Byte 3
15	(F)	BITSTRING	1	ENF60_BYTE4	Qualifier Byte 4
16	(10)	CHARACTER	8	ENF60_SYSNM	Name of the system on which the event occurred
24	(18)	CHARACTER	7	ENF60_WTR	Writer procname
31	(1F)	CHARACTER	1		- reserved
32	(20)	SIGNED	4	ENF60_BFSZ	Buffer size (in binary)
36	(24)	BITSTRING	1	ENF60_SEQN	Filter seq. num for ON or OFF
37	(25)	BITSTRING	1	ENF60_LVL	Filter level indicator
38	(26)	BITSTRING	2		- reserved

NOTE: The following command filter information must match the filter mapping in ITZYTWA, ITZENF60, flag Wrk\_CmdFlg in ITZDT and flag FLWK\_CmdFlg in ITZFI. All changes must be ITZYTFA, ITZYTWA, ITZENF60 ITZDT and ITZFI at the same time.

40	(28)	BITSTRING	1	ENF60_CMDFLTR	Command filter area
40	(28)	BITSTRING	1	ENF60_CMDFLG	Filter composite flag
		1... ....		E60CTAN	"X'80'" TRAN= specified
		.1.. ....		E60CUSR	"X'40'" USER= specified
		..1. ....		E60CCOLL	"X'20'" COLL= specified
		...1 ....		E60CLUNM	"X'10'" LU= specified

Table 9. Structure TTRENF60 (continued)

Offset Dec	Offset Hex	Type	Len	Name(Dim)	Description
		.... 1...		E60CNET	"X'08'" NET= specified
		.... .1..		E60CPROC	"X'04'" PROC= specified
		.... ..1.		E60CPKG	"X'02'" PKG= specified
		.... ...1		E60CPLAN	"X'01'" PLAN= specified
41	(29)	BITSTRING	1	ENF60_CMDFLG2	Filter composite flag
		1... ....		E60CCON	"X'80'" CON= specified
		.1.. ....		E60CCOR	"X'40'" COR= specified
		..1. ....		E60CPRF	"X'20'" PRF= specified
		...1 ....		E60CPRS	"X'10'" PRS= specified
		.... 1...		E60CSLU	"X'08'" sourcelu (for ITZFI)
		.... .1..		E60CSUB	"X'04'" SUB= specified
		.... ..1.		E60CTC	"X'02'" TC= specified
		.... ...1		E60CLVL	"X'01'" display level (for ITZDT)
42	(2A)	BITSTRING	2	ENF60_CMDRSD	Reserved
44	(2C)	BITSTRING	10	ENF60_TRANFLT	Transaction Name filter parm
44	(2C)	BITSTRING	1	ENF60_TRANFLG	TRAN filter parameter
		1... ....		ENF60_TRANVLD	"X'80'" TRAN is valid
		.1.. ....		ENF60_TRANWC	"X'40'" Wildcard exists for TRAN
45	(2D)	BITSTRING	1	ENF60_TRANLEN	Length of TRAN parameter
46	(2E)	CHARACTER	8	ENF60_TRANENTRY	TRAN filter parameter
54	(36)	BITSTRING	10	ENF60_USERFLT	USERID filter parm
54	(36)	BITSTRING	1	ENF60_USERFLG	USERID filter parameter
		1... ....		ENF60_USERVLD	"X'80'" USER is valid
		.1.. ....		ENF60_USERWC	"X'40'" Wildcard exists for USER
55	(37)	BITSTRING	1	ENF60_USERLEN	Length of USERID parameter
56	(38)	CHARACTER	8	ENF60_USERENTRY	USER filter parameter
64	(40)	BITSTRING	20	ENF60_COLLFLT	Collection Name filter parm
64	(40)	BITSTRING	1	ENF60_COLLFLG	Collection Name filter parm
		1... ....		ENF60_COLLVLD	"X'80'" Coll is valid
		.1.. ....		ENF60_COLLWC	"X'40'" Wildcard exists for COLL
65	(41)	BITSTRING	1	ENF60_COLLLEN	Length of COLL parameter
66	(42)	CHARACTER	18	ENF60_COLLENTY	COLL filter parameter
84	(54)	BITSTRING	10	ENF60_LUNMFLT	LUNAME filter parm
84	(54)	BITSTRING	1	ENF60_LUNMFLG	LUNAME filter parm
		1... ....		ENF60_LUNMVLD	"X'80'" LU is valid
		.1.. ....		ENF60_LUNMWC	"X'40'" Wildcard exists for LU
85	(55)	BITSTRING	1	ENF60_LUNMLEN	Length of LU parameter
86	(56)	CHARACTER	8	ENF60_LUNMENTY	LU filter parameter
94	(5E)	BITSTRING	10	ENF60_PROCFLT	PROC name filter parm
94	(5E)	BITSTRING	1	ENF60_PROCFLG	PROC name filter parm
		1... ....		ENF60_PROCVLD	"X'80'" PROC name is valid
		.1.. ....		ENF60_PROWC	"X'40'" Wildcard exists for PROC
95	(5F)	BITSTRING	1	ENF60_PROCLEN	Length of PROC parameter
96	(60)	CHARACTER	18	ENF60_PROCENTY	PROC name filter parameter
114	(72)	BITSTRING	10	ENF60_PKGFLT	Pkg name filter parm

Table 9. Structure TTRENF60 (continued)

Offset Dec	Offset Hex	Type	Len	Name(Dim)	Description
114	(72)	BITSTRING	1	ENF60_PKGFLG	Pkg name filter parm
		1... ..		ENF60_PKGVLD	"X'80'" Pkg name is valid
		.1... ..		ENF60_PKGWC	"X'40'" Wildcard exists for PKG
115	(73)	BITSTRING	1	ENF60_PKGLEN	Length of PKG parameter
116	(74)	CHARACTER	8	ENF60_PKGENTRY	Pkg name filter parameter
124	(7C)	BITSTRING	10	ENF60_NETFLT	NETID filter parm
124	(7C)	BITSTRING	1	ENF60_NETFLG	NETID filter parm
		1... ..		ENF60_NETVLD	"X'80'" NETID is valid
		.1... ..		ENF60_NETWC	"X'40'" Wildcard exists for NETID
125	(7D)	BITSTRING	1	ENF60_NETLEN	Length of NETID parameter
126	(7E)	CHARACTER	8	ENF60_NETENTRY	NETID filter parameter
134	(86)	BITSTRING	10	ENF60_PLANFLT	PLAN name filter parm
134	(86)	BITSTRING	1	ENF60_PLANFLG	PLAN name filter parm
		1... ..		ENF60_PLANVLD	"X'80'" PLAN name is valid
		.1... ..		ENF60_PLANWC	"X'40'" Wildcard exists for PLAN
135	(87)	BITSTRING	1	ENF60_PLANLEN	Length of PLAN parameter
136	(88)	CHARACTER	8	ENF60_PLANENTRY	PLAN name filter parameter
144	(90)	BITSTRING	10	ENF60_CONFLT	CON name filter parm
144	(90)	BITSTRING	1	ENF60_CONFLG	CON name filter parm
		1... ..		ENF60_CONVLD	"X'80'" CON name is valid
		.1... ..		ENF60_CONWC	"X'40'" Wildcard exists for CON
145	(91)	BITSTRING	1	ENF60_CONLEN	Length of CON parameter
146	(92)	CHARACTER	8	ENF60_CONENTRY	CON name filter parameter
154	(9A)	BITSTRING	20	ENF60_CORFLT	COR name filter parm
154	(9A)	BITSTRING	1	ENF60_CORFLG	COR name filter parm
		1... ..		ENF60_CORVLD	"X'80'" COR name is valid
		.1... ..		ENF60_CORWC	"X'40'" Wildcard exists for COR
155	(9B)	BITSTRING	1	ENF60_CORLEN	Length of COR parameter
156	(9C)	CHARACTER	18	ENF60_COREENTRY	COR name filter parameter
174	(AE)	BITSTRING	10	ENF60_PRFFLT	PRF name filter parm
174	(AE)	BITSTRING	1	ENF60_PRFFLG	PRF name filter parm
		1... ..		ENF60_PRFVLD	"X'80'" PRF name is valid
		.1... ..		ENF60_PRFWC	"X'40'" Wildcard exists for PRF
175	(AF)	BITSTRING	1	ENF60_PRFLEN	Length of PRF parameter
176	(B0)	CHARACTER	8	ENF60_PRFENTRY	PRF name filter parameter
184	(B8)	BITSTRING	34	ENF60_PRSFLT	PRS name filter parm
184	(B8)	BITSTRING	1	ENF60_PRSFLG	PRS name filter parm
		1... ..		ENF60_PRSVLD	"X'80'" PRS name is valid
		.1... ..		ENF60_PRSWC	"X'40'" Wildcard exists for PRS
185	(B9)	BITSTRING	1	ENF60_PRSLLEN	Length of PRS parameter
186	(BA)	CHARACTER	32	ENF60_PRSEENTRY	PRS name filter parameter
218	(DA)	BITSTRING	20	ENF60_RSVFLT	Reserved
218	(DA)	CHARACTER	20	ENF60_RSVENTRY	Reserved
238	(EE)	BITSTRING	20	ENF60_SUBFLT	SUB name filter parm
238	(EE)	BITSTRING	1	ENF60_SUBFLG	SUB name filter parm



Table 9. Structure TTRENF60 (continued)

Offset Dec	Offset Hex	Type	Len	Name(Dim)	Description
		1... ....		ENF60_SUBVLD	"X'80'" SUB name is valid
		.1... ....		ENF60_SUBWC	"X'40'" Wildcard exists for SUB
239	(EF)	BITSTRING	1	ENF60_SUBLEN	Length of SUB parameter
240	(F0)	CHARACTER	18	ENF60_SUBENTRY	SUB name filter parameter
258	(102)	BITSTRING	10	ENF60_TCFLT	TC name filter parm
258	(102)	BITSTRING	1	ENF60_TCFLG	TC name filter parm
		1... ....		ENF60_TCVLD	"X'80'" TC name is valid
		.1... ....		ENF60_TCWC	"X'40'" Wildcard exists for TC
259	(103)	BITSTRING	1	ENF60_TCLEN	Length of TC parameter
260	(104)	CHARACTER	8	ENF60_TCENTRY	TC name filter parameter
268	(10C)	CHARACTER	124	ENF60RS1	Reserved
392	(188)	CHARACTER	8	ENF60RS2	Reserved
392	(188)	X'190'	0	ENF60END	"*" End of ENF60 Mapping
392	(188)	X'190'	0	TTRENF60_LEN	"*-TTRENF60"

Table 10. Cross Reference for ITZENF60

Name	Offset	Hex Tag
ENF60_BFSZ	20	
ENF60_BUF	D	8
ENF60_BYTE1	C	
ENF60_BYTE2	D	
ENF60_BYTE3	E	
ENF60_BYTE4	F	
ENF60_CMDFLG	28	
ENF60_CMDFLG2	29	
ENF60_CMDFLTR	28	
ENF60_CMDRSD	2A	
ENF60_COLLENTY	42	
ENF60_COLLFLG	40	
ENF60_COLLFLT	40	
ENF60_COLLLEN	41	
ENF60_COLLVLD	40	80
ENF60_COLLWC	40	40
ENF60_CONENTRY	92	
ENF60_CONFLG	90	
ENF60_CONFLT	90	
ENF60_CONLEN	91	
ENF60_CONVLD	90	80
ENF60_CONWC	90	40
ENF60_CORENTY	9C	
ENF60_CORFLG	9A	

Table 10. Cross Reference for ITZENF60 (continued)

Name	Offset	Hex Tag
ENF60_CORFLT	9A	
ENF60_CORLEN	9B	
ENF60_CORVLD	9A	80
ENF60_CORWC	9A	40
ENF60_CVER	6	1
ENF60_ID	0	
ENF60_LENGTH	8	
ENF60_LTN	D	20
ENF60_LTY	D	10
ENF60_LUNMENTRY	56	
ENF60_LUNMFLG	54	
ENF60_LUNMFLT	54	
ENF60_LUNMLEN	55	
ENF60_LUNMVLD	54	80
ENF60_LUNMWC	54	40
ENF60_LVL	25	
ENF60_NETENTRY	7E	
ENF60_NETFLG	7C	
ENF60_NETFLT	7C	
ENF60_NETLEN	7D	
ENF60_NETVLD	7C	80
ENF60_NETWC	7C	40
ENF60_PKGENTRY	74	
ENF60_PKGFLG	72	
ENF60_PKGFLT	72	
ENF60_PKGLEN	73	
ENF60_PKGVLD	72	80
ENF60_PKGWC	72	40
ENF60_PLANENTRY	88	
ENF60_PLANFLG	86	
ENF60_PLANFLT	86	
ENF60_PLANLEN	87	
ENF60_PLANVLD	86	80
ENF60_PLANWC	86	40
ENF60_PRFENTRY	B0	
ENF60_PRFFLG	AE	
ENF60_PRFFLT	AE	
ENF60_PRFLEN	AF	
ENF60_PRFVLD	AE	80

Table 10. Cross Reference for ITZENF60 (continued)

Name	Offset	Hex Tag
ENF60_PRFWC	AE	40
ENF60_PROCENTRY	60	
ENF60_PROCF LG	5E	
ENF60_PROCF LT	5E	
ENF60_PROCL EN	5F	
ENF60_PROCV LD	5E	80
ENF60_PROCW C	5E	40
ENF60_PRS ENTRY	BA	
ENF60_PRS FLG	B8	
ENF60_PRS FLT	B8	
ENF60_PRS LEN	B9	
ENF60_PRS VLD	B8	80
ENF60_PRS WC	B8	40
ENF60_QUAL	C	
ENF60_RSVENTRY	DA	
ENF60_RSV FLT	DA	
ENF60_SEQ N	24	
ENF60_SUB ENTRY	F0	
ENF60_SUB FLG	EE	
ENF60_SUB FLT	EE	
ENF60_SUB LEN	EF	
ENF60_SUB VLD	EE	80
ENF60_SUB WC	EE	40
ENF60_SYSNM	10	
ENF60_TC ENTRY	104	
ENF60_TC FLG	102	
ENF60_TC FLT	102	
ENF60_TC LEN	103	
ENF60_TC VLD	102	80
ENF60_TC WC	102	40
ENF60_TFA	C	40
ENF60_TFR	C	20
ENF60_TOFF	C	10
ENF60_TON	C	80
ENF60_TRAN ENTRY	2E	
ENF60_TRAN FLG	2C	
ENF60_TRAN FLT	2C	
ENF60_TRAN LEN	2D	
ENF60_TRAN VLD	2C	80

Table 10. Cross Reference for ITZENF60 (continued)

Name	Offset	Hex Tag
ENF60_TRANWC	2C	40
ENF60_USERENTRY	38	
ENF60_USERFLG	36	
ENF60_USERFLT	36	
ENF60_USERLEN	37	
ENF60_USERVLD	36	80
ENF60_USERWC	36	40
ENF60_VERSION	6	
ENF60_VONE	6	1
ENF60_WSP	D	40
ENF60_WST	D	80
ENF60_WTR	18	
ENF60END	188	190
ENF60RS1	10C	
ENF60RS2	188	
E60CCOLL	28	20
E60CCON	29	80
E60CCOR	29	40
E60CLUNM	28	10
E60CLVL	29	1
E60CNET	28	8
E60CPKG	28	2
E60CPLAN	28	1
E60CPRF	29	20
E60CPROC	28	4
E60CPRS	29	10
E60CSLU	29	8
E60CSUB	29	4
E60CTC	29	2
E60CTRAN	28	80
E60CUSR	28	40
TTRENF60	0	
TTRENF60_LEN	188	190

## ITZYRETC information

### ITZYRETC programming interface information

ITZYRETC is a programming interface.

## ITZYRETC heading information

**Common name:** Transaction Trace ITZEVENT Macro Return Codes

**Macro ID:** ITZYRETC

**DSECT name:** N/A

**Owning component:** Transaction Trace (SCTTR)

**Eye-catcher ID:** NONE

**Storage attributes:** Subpool: N/A  
Key: N/A

**Size:** N/A

**Created by:** N/A  
INITIALIZED BY : N/A

**Pointed to by:** N/A

**Serialization:** None

**Function:** This mapping macro contains the return codes and reason codes for the ITZEVENT macro.  
NOTE: THIS IS A SET OF CONSTANTS, NOT AN ACTUAL DATA AREA.  
DATA AREA INFORMATION IS NOT APPLICABLE.

## ITZYRETC mapping

Table 11. Structure

Offset Dec	Offset Hex	Type	Len	Name(Dim)	Description
0	(0)	STRUCTURE	0		
%GOTO RETC_PLX; Constants for ITZEVENT services users Return Codes					
0	(0)	X'0'	0	ITZGOOD	"0"
0	(0)	X'4'	0	ITZNOTR	"4"
Reason Codes (Note that the reason codes are of the form "xxxxYYYY" where "xxxx" is used to contain internal diagnostic information)					
0	(0)	BITSTRING	0	ITZNOTKN	"X'00000401'" Trace Token was zero
0	(0)	BITSTRING	0	ITZNOACT	"X'00000402'" Transaction Trace is not active
0	(0)	BITSTRING	0	ITZLATNT	"X'00000403'" Transaction is LATENT with LATENT=N

## IVT information

### IVT heading information

**Common name:** IPL VECTOR TABLE

**Macro ID:** IHAIVT

**DSECT name:** IVT

**Owning component:** Initial Program Load (SC1C9)

**Eye-catcher ID:** IVT  
Offset: 0  
Length: 4

**Storage attributes:** Subpool: during IPL - located in IPL workspace  
Key: 0  
Residency: Above 16M line

**Size:** Can not exceed 4K

**Created by:** IEAIPL00

**Pointed to by:** Register 1 on entry to each module

**Serialization:** None

**Function:** Provide communication between modules in the IPL component and a means of passing data to the NIP component.

## IVT mapping

Table 12. Structure IVT

Offset Dec	Offset Hex	Type	Len	Name (Dim)	Description
0	(0)	STRUCTURE	2248	IVT	IPL VECTOR TABLE
0	(0)	CHARACTER	4	IVTID	CONTROL BLOCK ID ('IVT ')
4	(4)	SIGNED	4	IVTLEN	LENGTH OF THE IVT
8	(8)	CHARACTER	20	IVTIPLD	FIELDS FORMERLY IN IPLDATA
8	(8)	CHARACTER	6	IVTDVSR	IPL UNIT - VOLUME SERIAL
14	(E)	CHARACTER	5	IVTDVTOC	- VTOC CCHHR
19	(13)	CHARACTER	1	IVTR00E	RESERVED
20	(14)	CHARACTER	4	IVTDNUCS	SYS1.NUCLEUS DS - START CCHH
24	(18)	CHARACTER	4	IVTDNUCE	- END CCHH
28	(1C)	CHARACTER	4	IVTSCHAN	I/O DEVICE SUBCHANNEL ADDRESS
28	(1C)	SIGNED	2	IVTR01C	RESERVED
30	(1E)	SIGNED	2	IVTSCHN	SUBCHANNEL NUMBER
32	(20)	CHARACTER	4	IVTDEVSZ	I/O DEVICE CHARACTERISTICS
32	(20)	SIGNED	2	IVTCYLDR	I/O DEVICE CYLINDERS ON VOLUME
34	(22)	SIGNED	2	IVTTRACK	I/O DEVICE TRACKS PER CYLINDER
36	(24)	CHARACTER	8	IVTWRKSP	BOUNDS OF THE IPL WORK SPACE
36	(24)	ADDRESS	4	IVTWSHI	ADDR OF END OF IPL WORK SPACE
40	(28)	ADDRESS	4	IVTWSLOW	ADDR OF START OF IPL WORK SPACE
NOTE: ONCE PAGES HAVE BEEN TAKEN FROM THE IPL WORKSPACE AND BACKED BY REAL, THEY MUST NOT BE RETURNED TO THE IPL WORKSPACE. FURTHER, THEY MUST NOT BE RELEASED IN ANY FASHION UNTIL THEY ARE RELEASED IN NORMAL PROCESSING AT THE END OF IPL.					
44	(2C)	CHARACTER	8	IVTWSBND	BOUNDS OF THE IPL WORK SPACE
44	(2C)	ADDRESS	4	IVTWSAVH	ADDR OF HIGH UNUSED BYTE IN THE IPL WORK SPACE
44	(2C)	ADDRESS	4	IVTWSILO	ALIAS FOR IVTWSAVH
48	(30)	ADDRESS	4	IVTWSAVL	ADDR OF LOW UNUSED BYTE IN THE IPL WORK SPACE

Table 12. Structure IVT (continued)

Offset Dec	Offset Hex	Type	Len	Name (Dim)	Description
48	(30)	ADDRESS	4	IVTWSBLO	ALIAS FOR IVTWSAVL
52	(34)	ADDRESS	4	IVTRONS	READ/ONLY NUCLEUS START ADDRESS
56	(38)	ADDRESS	4	IVTRONE	READ/ONLY NUCLEUS END ADDRESS
60	(3C)	ADDRESS	4	IVTRWNS	READ/WRITE NUCLEUS START ADDRESS
64	(40)	ADDRESS	4	IVTRWNE	READ/WRITE NUCLEUS END ADDRESS
68	(44)	ADDRESS	4	IVTERWNS	EXTENDED READ/WRITE NUCLEUS START ADDRESS
72	(48)	ADDRESS	4	IVTERWNE	EXTENDED READ/WRITE NUCLEUS END ADDRESS
76	(4C)	ADDRESS	4	IVTNPOAD	ADDRESS OF IEAVNIPO
80	(50)	SIGNED	4	IVTNPONO	LENGTH OF IEAVNIPO AND IEAVNIPH COMBINED.
84	(54)	ADDRESS	4	IVTRPSA	ADDRESS OF ABSOLUTE PSA
88	(58)	ADDRESS	4	IVTASQA	ADDRESS OF INITIAL SQA
92	(5C)	SIGNED	4	IVTSQALN	LENGTH OF INITIAL SQA IN BYTES
96	(60)	ADDRESS	4	IVTAESQA	ADDRESS OF EXTENDED SQA
100	(64)	SIGNED	4	IVTESQAL	LENGTH OF EXTENDED SQA IN BYTES
104	(68)	ADDRESS	4	IVT245A	ADDRESS OF UNUSED 245 SPACE
108	(6C)	SIGNED	4	IVT245V	AMOUNT OF UNUSED 245 IN BYTES
112	(70)	ADDRESS	4	IVTE245A	ADDRESS OF UNUSED EXTENDED 245 SPACE
116	(74)	SIGNED	4	IVTE245V	AMOUNT OF UNUSED E245 IN BYTES
120	(78)	ADDRESS	4	IVT239A	ADDRESS OF UNUSED 239 SPACE
124	(7C)	SIGNED	4	IVT239V	AMOUNT OF UNUSED 239 IN BYTES
128	(80)	ADDRESS	4	IVTE239A	ADDRESS OF UNUSED EXTENDED 239 SPACE
132	(84)	SIGNED	4	IVTE239V	AMOUNT OF UNUSED E239 IN BYTES
136	(88)	ADDRESS	4	IVTALSQA	ADDRESS OF TEMPORARY LSQA
140	(8C)	SIGNED	4	IVTLSQLN	LENGTH OF TEMPORARY LSQA
144	(90)	ADDRESS	4	IVTELSQA	ADDRESS OF EXTENDED LSQA
148	(94)	SIGNED	4	IVTELSLN	LENGTH OF EXTENDED LSQA IN BYTES
152	(98)	ADDRESS	4	IVTSCPIN	ADDRESS OF SCPINFO RESPONSE
156	(9C)	ADDRESS	4	IVTTOPQ	ADDRESS OF ORIGINAL AVL Q
160	(A0)	BITSTRING	4	IVTFLAGS	IPL FLAG WORD
160	(A0)	CHARACTER	1	IVTFLGS1	IVT Flags byte 1.
		1... ....		IVTSVPRC	SERVICE PROCESSOR SUPPORTED@H1A
		.1.. ....		IVTSUNRF	SUPPRESS NO RECORD FOUND WAIT STATE
		..1. ....		IVTNRF	NO RECORD FOUND
		...1 ....		IVTSUUE	SUPPRESS UNIT EXCEPTION WAIT STATE.
		.... 1...		IVTUE	UNIT EXCEPTION OCCURRED
		.... .1..		IVTIODF	IODF IPL PATH BEING TAKEN
		.... ..1.		IVTIPLPR	SYSN.IPLPARM USED FOR IPL PARAMETERS
		.... ...1		IVTSUSOE	SUPPRESS STSCH OPERAND EXCEPTION WAIT STATE.
161	(A1)	CHARACTER	1	IVTFLGS2	IVT Flags byte 2.
		1... ....		IVTVM	MVS is guest under VM.
		.1.. ....		IVTVMXA	MVS is guest under VM/XA NOTE: IVTVM is on also.

Table 12. Structure IVT (continued)

Offset Dec	Offset Hex	Type	Len	Name (Dim)	Description
		..1. ....		IVTNORWS	If on, indicates that all I/O issued by IPL will set the ORBY bit in the ORB.
		...1 ....		IVTNOTOK	No HW token
		.... 1...		IVTNDCMF	No DCM Facility
		.... .1..		IVTDCPAD	LOADxx specified DYNCPADD DISABLE
		.... ..1.		IVTPROCTYPE2OR5NOWINSTALLED	Encountered a processor type of 2 (zCBP or zAAP) or 5 (zIIP) within the recognized processor info
		.... ...1		IVT_SPECIFIEDDYNCPADDENABLE	LOADxx specified DYNCPADD ENABLE
162	(A2)	CHARACTER	1	IVTFLGS3	IVT Flags byte 3.
162	(A2)	CHARACTER	1	IVTARCH	Mapped like FLCARCH
		1... ....		IVTEMEMA	\$SCAFFOLD
		.111 111.		*	
		.... ...1		IVTZARCH	
		.... ...1		IVTESAME	
163	(A3)	CHARACTER	1	IVTFLGS4	IVT Flags byte 4.
163	(A3)	CHARACTER	1	IVTARCHT	Temporary IVTARCH until the DAT tables are set. It is mapped the same as IVTARCH
164	(A4)	ADDRESS	4	IVTNLLEF	ADDRESS OF FIRST NUCLEUS LOAD LIST ELEMENT (NLLE)
168	(A8)	ADDRESS	4	IVTNLLEL	ADDRESS OF LAST NUCLEUS LOAD LIST ELEMENT (NLLE)
172	(AC)	ADDRESS	4	IVTNUCMP	ADDRESS OF THE NUCLEUS MAP
176	(B0)	SIGNED	4	IVTNUCMS	LENGTH OF THE NUCLEUS MAP
180	(B4)	ADDRESS	4	IVTILOAD	ENTRY POINT OF MODULE IPXILOAD
184	(B8)	ADDRESS	4	IVTIICAP	ADDRESS OF THE IOS IRIM COMMUNICATION AREA (IICA)
188	(BC)	ADDRESS	4	IVTLPALP	ADDRESS OF THE LPA DEVICE SUPPORT MODULE LIST
192	(C0)	SIGNED	4	IVTLPALL	LENGTH OF THE LPA DEVICE SUPPORT MODULE LIST
196	(C4)	ADDRESS	4	IVT35AD	ENTRY POINT OF THE MODULE IEAIPL35
200	(C8)	CHARACTER	8	IVTPARMD	LOAD FRAME PARAMETER DEFAULTS (MAPPED BY IVTPARMS)
208	(D0)	CHARACTER	8	IVTPARML	LOAD FRAME PARAMETER SPECIFICATIONS (MAPPED BY IVTPARMS)
216	(D8)	CHARACTER	8	IVTPARMM	MERGED LOAD FRAME PARAMETER SPECIFICATIONS (MAPPED BY IVTPARMS)
224	(E0)	ADDRESS	4	IVTMQHP	ADDRESS OF THE IPL MESSAGE QUEUE HEADER.
228	(E4)	CHARACTER	8	IVTPRFX	PREFIX OF SYSN.IPLPARM DATASET USED DURING IPL. (VALID ONLY IF IVTIPLPR SET.)
236	(EC)	SIGNED	4	IVTA245	AMOUNT OF ADDITIONAL SQA THAT MUST BE ADDED TO INITIAL ALLOCATION
240	(F0)	SIGNED	4	IVTAE245	AMOUNT OF ADDITIONAL ESQA THAT MUST BE ADDED TO INITIAL ALLOCATION
244	(F4)	ADDRESS	4	IVTAVT	ADDRESS OF ALLOCATION VECTOR TABLE (AVT)



Table 12. Structure IVT (continued)

Offset Dec	Offset Hex	Type	Len	Name(Dim)	Description
248	(F8)	ADDRESS	4	IVTNCRP	ADDRESS OF NIP CONSOLE RECORDS
252	(FC)	SIGNED	2	IVTNCRC	NUMBER OF NIP CONSOLE RECORDS
254	(FE)	SIGNED	2	IVTNCRL	LENGTH OF NIP CONSOLE RECORD
256	(100)	ADDRESS	4	IVTLOAD	ADDRESS OF LOADXX BUFFER
260	(104)	SIGNED	4	IVTLOADL	LENGTH OF LOADXX BUFFER
264	(108)	CHARACTER	2	IVTIOCID	IO CONFIGURATION ID
266	(10A)	UNSIGNED	2	IVTIODFD	IODF DATASET UNIT ADDRESS
268	(10C)	ADDRESS	4	IVTNDIRR	REAL ADDR OF INDEX TO NUCLEUS DIRECTORY
272	(110)	ADDRESS	4	IVTI50PS	ADDRESS OF IPXI50PS
276	(114)	ADDRESS	4	IVTIOBFA	ADDRESS OF IO BUFFER OBTAINED BY IEAIPL50
280	(118)	SIGNED	4	IVTIOBFL	LENGTH OF IO BUFFER OBTAINED BY IEAIPL50
284	(11C)	SIGNED	4	IVTNP0SZ	LENGTH OF IEAVNIP0 IN BYTES
288	(120)	CHARACTER	16	IVTEINFO	INFORMATION FOR VSD ABOUT THE MODULE BEING LOADED
288	(120)	CHARACTER	8	IVTENAME	NAME OF THE MODULE BEING LOADED
296	(128)	SIGNED	4	IVTEMALP	ADDRESS MODE + LOAD POINT
296	(128)	ADDRESS	4	IVTELDP	MODULE LOAD POINT
	1... ....			IVTEMODE	ADDRESS MODE OF THE MODULE
300	(12C)	SIGNED	4	IVTENTLN	LENGTH OF THE MODULE
304	(130)	ADDRESS	4	IVTEXNLF	ADDRESS OF FIRST EXCLUDE NUCLEUS LOAD LIST ELEMENT (NLLE)
308	(134)	ADDRESS	4	IVTEXNLL	ADDRESS OF LAST EXCLUDE NUCLEUS LOAD LIST ELEMENT (NLLE)
312	(138)	CHARACTER	2	IVTNLID	NUCLSTXX ID
314	(13A)	CHARACTER	1	IVTNCXID	Nucleus extension ID. This is initialized to the same value as used for the nucleus, but can be changed during NUCLSTxx processing.
315	(13B)	CHARACTER	1	IVTARCLV	Architecture level (via ARCHLVL keyword of LOADxx)
316	(13C)	SIGNED	4	IVTESQAB	TOTAL ADDITIONAL ESQA BUFFER FOR EACH SUBCHANNEL INSTALLED.
320	(140)	UNSIGNED	4	IVTOMESI	When non-zero, original SCCBMESI
324	(144)	UNSIGNED	4	IVTONXSB	When non-zero, original SCCBNXSB
328	(148)	BITSTRING	1	IVTFLGS5	IVT Flags byte 5.
	1... ....			IVTPROCASCORE	PROCVIEW CORE(,CPU_OK) specified in LOADxx
	.1.. ....			IVTCPUASALIASTOCORE	CPU_OK specified in LOADxx on PROCVIEW CORE.
	..11 ....			IVTFLGS5RSVD	Reserved for IBM use only, do not use
	.... 1...			IVTZPDT	z/OS on zPDT
	.... .11.			IVT_LDIPL	List-directed IPL (either bit on
	.... .1..			IVT_VB_ENFORCE	Enforce mode
	.... ..1.			IVT_VB_AUDIT	Audit mode
	.... ...1			IVT_NOVB	
329	(149)	CHARACTER	1	IVTMTLSH	MTLSHARE value
330	(14A)	UNSIGNED	2	IVTOSAR	When non-zero, original SCCBSAR
332	(14C)	UNSIGNED	4	IVTOSAIX	When non-zero, original SCCBSAIX

Table 12. Structure IVT (continued)

Offset Dec	Offset Hex	Type	Len	Name (Dim)	Description
336	(150)	CHARACTER	16	IVTALTPM	Alternate Parmlib Name
352	(160)	CHARACTER	4	IVTIPLDV	IPL DEVICE SUBCHANNEL ADDRESS
352	(160)	SIGNED	2	IVTRIPL	RESERVED
354	(162)	SIGNED	2	IVTSIPL	SUBCHANNEL NUMBER
356	(164)	ADDRESS	4	IVTNCUCB	UCB ADDRESS FOR NUCLEUS DS
360	(168)	CHARACTER	44	IVTALTNC	Diagnose area for alternate nucleus support.
360	(168)	BITSTRING	4	*	nucleus schib number.
364	(16C)	UNSIGNED	1	*	length of alternate nucleus dataset name.
365	(16D)	CHARACTER	36	IVTNUCNM	NUCLEUS DATASET NAME
401	(191)	CHARACTER	2	IVTALTPD	Nucleus dataset device no.
403	(193)	CHARACTER	1	IVTR193	RESERVED
404	(194)	ADDRESS	4	IVTIPST	Address of IPST
408	(198)	CHARACTER	16	IVTIPLTM	IPL Time (set by ISNIRIM, STCKE format)
424	(1A8)	ADDRESS	4	IVTNEXTFRTOTB	Address of next frame to TB
428	(1AC)	ADDRESS	4	IVTLASTFRONAVQ	Address of last frame on available queue
432	(1B0)	SIGNED	4	IVTRSTGBURSTSZ	Default number of frames to test by SVC RSTG (ISVCRSTG).
436	(1B4)	SIGNED	4	IVTRSTG0	Save area for R0 by SVC RSTG (ISVCRSTG)
440	(1B8)	SIGNED	4	IVTSYNCHIO	Count of times that SVC SYNCH was called for IO Wait.
444	(1BC)	SIGNED	4	IVTSYNCHRSTG	Count of times that SVC SYNCH issued SVC RSTG.
448	(1C0)	SIGNED	4	IVTSYNCHIOPNDG	Count of times that SVC SYNCH detected IO Pending after a burst of frames was tested.@LDA
452	(1C4)	ADDRESS	4	IVT0NLL	Address for NLL associated with IEAVFX00
456	(1C8)	SIGNED	4	IVT0ESDI	CESD index for IEAVFX00.
460	(1CC)	UNSIGNED	2	IVTIRIMEXIT	An Exit SVC pointed to by R14 on entry to an IRIM
462	(1CE)	UNSIGNED	2	IVTDYNCPADDMAXCPUSCANADD	The maximum number of CPUs that can be dynamically added after IPL (from LOADxx DYNCPADD nnnn)
464	(1D0)	UNSIGNED	2	IVTMINCPUAN	Minimum CPUs per affinity node
464	(1D0)	UNSIGNED	2	IVTMINCORAN	Minimum cores per affinity node
466	(1D2)	CHARACTER	1266	IVTR1D2	Reserved
1732	(6C4)	ADDRESS	4	IVT_PIC6RETRY@	When non-0, retry "here" upon PIC 6
1736	(6C8)	ADDRESS	4	IVT_VBAREA@_V	Virtual address of validated boot area. Non-0 only if VB
1740	(6CC)	ADDRESS	4	IVT_VBAREA@_R	Real address of VBArea. Non-0 only if VB
1744	(6D0)	CHARACTER	8	IVTOSARX	When non-zero, original SCCBSARX
1752	(6D8)	CHARACTER	256	IVTCOMM64AREA	64-Bit Common Area
1752	(6D8)	UNSIGNED	8	IVTMOSIZEBYTES	64-Bit Common memory object size in bytes
1760	(6E0)	ADDRESS	8	IVTMOORIGIN	64-Bit Common memory object start virtual address

Table 12. Structure IVT (continued)

Offset Dec	Offset Hex	Type	Len	Name (Dim)	Description
1768	(6E8)	CHARACTER	2	IVTMOATTRIBUTES	64-Bit Common memory object storage attributes
1768	(6E8)	UNSIGNED	1	IVTMOSTORAGETYPE	64-Bit Common memory object storage type 1 - Memory object is pageable 2 - Memory object is DREF 3 - Memory object is fixed
1769	(6E9)	UNSIGNED	1	IVTMOATTRIBUTEFLAGS	64-Bit Common memory object storage type
		1... ....		IVTMOFETCHYES	64-Bit Common memory object should be fetch protected
		.111 1111		*	Reserved
1770	(6EA)	CHARACTER	238	IVTCOMM64RESERVED	64-Bit Common Reserved
2008	(7D8)	CHARACTER	144	IVTIRIMSA	Standard save area for IRIMs - address passed in R13.
2152	(868)	CHARACTER	96	IVTIRIML	AREA IN WHICH TO LOAD IEAIPL01 - MUST BE THE LAST DECLARE IN THE IVT
2152	(868)	CHARACTER	8	IVT01NAM	'IEAIPL01' MOD ID
2160	(870)	CHARACTER	8	IVT01DAT	COMPILE DATE OF IEAIPL01
2168	(878)	CHARACTER	8	IVT01FMD	FMID OF IEAIPL01
2176	(880)	CHARACTER	72	IVTIRIMD	IRIM SUFFIX DATA AREA
2248	(8C8)	CHARACTER	0	IVTEND	END OF THE IVT

Table 13. Structure IVTPARMS

Offset Dec	Offset Hex	Type	Len	Name (Dim)	Description
0	(0)	STRUCTURE	8	IVTPARMS	LOAD FRAME PARAMETER MAP
0	(0)	CHARACTER	4	IVTIODFU	IODF DATASET UNIT ADDRESS IN EBCDIC
4	(4)	CHARACTER	2	IVTLOADS	LOADXX MEMBER SUFFIX
6	(6)	CHARACTER	1	IVTPROMT	PROMPT OPERATOR FLAG
7	(7)	CHARACTER	1	IVTNUCID	IEANUC0X MEMBER SUFFIX

Table 14. Structure IVT\_IPST\_TIME\_AREA

Offset Dec	Offset Hex	Type	Len	Name (Dim)	Description
0	(0)	STRUCTURE	24	IVT_IPST_TIME_AREA(30)	Array of IPST data located in IEAIPL00
0	(0)	STRUCTURE IsA(IHAIVT_TIVT _IPST_ENTRY)	24	IVT_IPST_ENTRY	
0	(0)	CHARACTER	2	IVT_IPST_IRIM_SUFFIX	Suffix of IRIM
2	(2)	CHARACTER	2	*	Reserved
4	(4)	CHARACTER	4	IVT_IPST_IRIM_DURATION	Duration of IRIM
4	(4)	CHARACTER	2	IVT_IPST_DURATION_SEC	# seconds
6	(6)	CHARACTER	2	IVT_IPST_DURATION_FRAC	Fraction of seconds
8	(8)	UNSIGNED	8	IVT_IPST_IRIM_START_TIME	IRIM start time TOD
16	(10)	UNSIGNED	8	IVT_IPST_IRIM_END_TIME	IRIM end time TOD

Table 15. Constants for IVT

Len	Type	Value	Name	Description
1	CHARACTER	1	IVTNUCDF	DEFAULT FOR IEANUC0X

Table 15. Constants for IVT (continued)

Len	Type	Value	Name	Description
4	DECIMAL	16777216	IVTERONS	Extended Read/Only Nucleus Start Address
4	DECIMAL	134217728	IVTEPRIV	Initial size of extended private area
4	DECIMAL	2147483647	IVTHIADR	Maximum virtual storage address
4	DECIMAL	32	IVTRSTGBURSTSZCONST	Default burst size of frames to be tested by SVC RSTG
4	DECIMAL	16	IVTDYNCPADDTARGET	Number of CPUs recommended to have available for dynamic CPU addition
SERVICES AVAILABLE DURING IPL-TIME VIA SVC				
4	DECIMAL	0	ISVCXDAP	EXECUTE DA CHANNEL PROGRAM
4	DECIMAL	1	ISVCWAIT	ENTER A DISABLED WAIT STATE
4	DECIMAL	2	ISVCDAT	SWITCH TRANSLATION MODE
4	DECIMAL	3	ISVCEXIT	EXIT TO CALLER
4	DECIMAL	4	ISVCPGFX	BACK VIRTUAL STORAGE WITH REAL
4	DECIMAL	5	ISVCFIND	READ A PDS DIRECTORY ENTRY
4	DECIMAL	6	ISVCLoad	LOAD A MODULE INTO REAL STORE
4	DECIMAL	7	ISVCSTOR	ALLOCATE CONTIGUOUS REAL
4	DECIMAL	8	ISVCCNVT	CONVERT TTR TO CCHHR
4	DECIMAL	9	ISVCSSCH	START SUBCHANNEL
4	DECIMAL	10	ISVCSYNC	CALL THRU THE SVC MECHANISM
4	DECIMAL	11	ISVCCSEG	CREATE SEGMENT
4	DECIMAL	12	ISVCCPFX	BACK VIRTUAL STORAGE WITH CONTIGUOUS REAL.
4	DECIMAL	13	ISVCXXDP	EXECUTE DA CHANNEL PROGRAM ON SPECIFIED SUBCHANNEL
4	DECIMAL	14	ISVCRSTG	Verify Real Frames and make available.
Constants for 64-Bit Common Storage Type				
1	DECIMAL	1	IVTMOPAGEABLE	Pageable
1	DECIMAL	2	IVTMODREF	DREF
1	DECIMAL	3	IVTMOFIXED	Fixed
4	DECIMAL	536887296	IVT_KADDR	This is HalfG plus IRIMMAX, from IEAIPLO0. Comments within there remind to update this if needed
4	DECIMAL	30	IVT_MAX_IPST_IRIMS	Maximum number of IRIMs that will fit in the array

Table 16. Cross Reference for IVT

Name	Offset	Hex Tag
IVT	0	
IVT_IPST_DURATION_FRAC	6	
IVT_IPST_DURATION_SEC	4	
IVT_IPST_ENTRY	0	
IVT_IPST_IRIM_DURATION	4	
IVT_IPST_IRIM_END_TIME	10	
IVT_IPST_IRIM_START_TIME	8	

Table 16. Cross Reference for IVT (continued)

Name	Offset	Hex Tag
IVT_IPST_IRIM_SUFFIX	0	
IVT_IPST_TIME_AREA	0	
IVT_LDIPL	148	06
IVT_NOVB	148	01
IVT_PIC6RETRY@	6C4	
IVT_SPECIFIEDDYNCPPADDENABLE	A1	01
IVT_VB_AUDIT	148	02
IVT_VB_ENFORCE	148	04
IVT_VBAREA@_R	6CC	
IVT_VBAREA@_V	6C8	
IVTAESQA	60	
IVTAE245	F0	
IVTALSQA	88	
IVTALTNC	168	
IVTALTPD	191	
IVTALTPM	150	
IVTARCH	A2	
IVTARCHT	A3	
IVTARCLV	13B	
IVTASQA	58	
IVTAVT	F4	
IVTA245	EC	
IVTCOMM64AREA	6D8	
IVTCOMM64RESERVED	6EA	
IVTCPUASALIASTOCORE	148	40
IVTCYLDR	20	
IVTDCPAD	A1	04
IVTDEVSZ	20	
IVTDNUCE	18	
IVTDNUCS	14	
IVTDVSER	8	
IVTDVTOC	E	
IVTDYNCPPADDMAXCPUSCANADD	1CE	
IVTEINFO	120	
IVTELDPT	128	
IVTELSLN	94	
IVTELSQA	90	
IVTEMALP	128	
IVTEMEMA	A2	80

Table 16. Cross Reference for IVT (continued)

Name	Offset	Hex Tag
IVTEMODE	128	80
IVTENAME	120	
IVTEND	8C8	
IVTENTLN	12C	
IVTERWNE	48	
IVTERWNS	44	
IVTESAME	A2	01
IVTESQAB	13C	
IVTESQAL	64	
IVTEXNLF	130	
IVTEXNLL	134	
IVTE239A	80	
IVTE239V	84	
IVTE245A	70	
IVTE245V	74	
IVTFLAGS	A0	
IVTFLGS1	A0	
IVTFLGS2	A1	
IVTFLGS3	A2	
IVTFLGS4	A3	
IVTFLGS5	148	
IVTFLGS5RSVD	148	30
IVTID	0	
IVTIICAP	B8	
IVTILOAD	B4	
IVTIOBFA	114	
IVTIOBFL	118	
IVTIOCID	108	
IVTIODF	A0	04
IVTIODFD	10A	
IVTIODFU	0	
IVTIPLD	8	
IVTIPLDV	160	
IVTIPLPR	A0	02
IVTIPLTM	198	
IVTIPST	194	
IVTIRIMD	880	
IVTIRIMEXIT	1CC	
IVTIRIML	868	

Table 16. Cross Reference for IVT (continued)

Name	Offset	Hex Tag
IVTIRIMSA	7D8	
IVTI50PS	110	
IVTLASTFRONAVQ	1AC	
IVTLEN	4	
IVTLOAD	100	
IVTLOADL	104	
IVTLOADS	4	
IVTLPALL	C0	
IVTLPALP	BC	
IVTSQLN	8C	
IVTMINCORAN	1D0	
IVTMINCPUAN	1D0	
IVTMOATTRIBUTEFLAGS	6E9	
IVTMOATTRIBUTES	6E8	
IVTMOFETCHYES	6E9	80
IVTMOORIGIN	6E0	
IVTMO SIZEBYTES	6D8	
IVTMOSTORAGETYPE	6E8	
IVTMQHP	E0	
IVTMTLSH	149	
IVTNCRC	FC	
IVTNCRL	FE	
IVTNCRP	F8	
IVTNCUCB	164	
IVTNCXID	13A	
IVTNDCMF	A1	08
IVTNDIRR	10C	
IVTNEXTFRTOTB	1A8	
IVTNLID	138	
IVTNLLEF	A4	
IVTNLLEL	A8	
IVTNORWS	A1	20
IVTNOTOK	A1	10
IVTNP0AD	4C	
IVTNP0NO	50	
IVTNP0SZ	11C	
IVTNRF	A0	20
IVTNUCID	7	
IVTNUCMP	AC	

Table 16. Cross Reference for IVT (continued)

Name	Offset	Hex Tag
IVTNUCMS	B0	
IVTNUCNM	16D	
IVTOMESI	140	
IVTONXSB	144	
IVTOSAIX	14C	
IVTOSAR	14A	
IVTOSARX	6D0	
IVTPARMD	C8	
IVTPARML	D0	
IVTPARMM	D8	
IVTPARMS	0	
IVTPRFX	E4	
IVTPROCASCORE	148	80
IVTPROCTYPE20R5NOWINSTALLED	A1	02
IVTPROMT	6	
IVTRIPL	160	
IVTRONE	38	
IVTRONS	34	
IVTRPSA	54	
IVTRSTGBURSTSZ	1B0	
IVTRSTG0	1B4	
IVTRWNE	40	
IVTRWNS	3C	
IVTR00E	13	
IVTR01C	1C	
IVTR1D2	1D2	
IVTR193	193	
IVTSCHAN	1C	
IVTSCHN	1E	
IVTSCPIN	98	
IVTSIPL	162	
IVTSQALN	5C	
IVTSUNRF	A0	40
IVTSUSOE	A0	01
IVTSUUE	A0	10
IVTSVPRC	A0	80
IVTSYNCHIO	1B8	
IVTSYNCHIO PNDG	1C0	
IVTSYNCHRSTG	1BC	



Table 16. Cross Reference for IVT (continued)

Name	Offset	Hex Tag
IVTTOPQ	9C	
IVTTRACK	22	
IVTUE	A0	08
IVTVM	A1	80
IVTVMXA	A1	40
IVTWRKSP	24	
IVTWSAVH	2C	
IVTWSAVL	30	
IVTWSBLO	30	
IVTWSBND	2C	
IVTWSHI	24	
IVTWSLOW	28	
IVTWSTLO	2C	
IVTZARCH	A2	01
IVTZPDT	148	08
IVT0ESDI	1C8	
IVT0NLLE	1C4	
IVT01DAT	870	
IVT01FMD	878	
IVT01NAM	868	
IVT239A	78	
IVT239V	7C	
IVT245A	68	
IVT245V	6C	
IVT35AD	C4	

## IWMCNTRL information

### IWMCNTRL programming interface information

IWMCNTRL is a programming interface.

### IWMCNTRL heading information

<b>Common name:</b>	IWMCNTN Request List Mappings
<b>Macro ID:</b>	IWMCNTRL
<b>DSECT name:</b>	CNTRL
<b>Owning component:</b>	WLM (SCWLM)
<b>Eye-catcher ID:</b>	None

**Storage attributes:** Subpool: Any  
Key: See requirements for macro IWMCNTN  
Residency: Above 16M line

**Size:** Determined at run time  
CNTRL\_MAP -- X'0040' bytes

**Created by:** Caller of IWMCNTN

**Pointed to by:** Request list pointer in IWMCNTN parameter list

**Serialization:** Responsibility of IWMCNTN caller

**Function:** Maps IWMCNTN resource topology request list

## IWMCNTRL mapping

Table 17. Structure CNTRL\_MAP

Offset Dec	Offset Hex	Type	Len	Name (Dim)	Description
0	(0)	STRUCTURE	0	CNTRL_MAP	
0	(0)	CHARACTER	32	CNTRL_HEADER	
0	(0)	CHARACTER	8	CNTRL_ID	IN : eye catcher (opt)
8	(8)	BITSTRING	1	CNTRL_VERSION	IN : request list version
9	(9)	CHARACTER	3		reserved
12	(C)	SIGNED	4	CNTRL_LENGTH	IN : request list length
16	(10)	SIGNED	4	CNTRL_REQUEST_COUNT	IN : number of entries
20	(14)	SIGNED	2	CNTRL_RL_RETURN_CODE	OUT: Request list Return code
22	(16)	SIGNED	2	CNTRL_RL_REASON_CODE	OUT: Request list Reason code
24	(18)	CHARACTER	8		reserved
32	(20)	CHARACTER	32	CNTRL_ENTRIES	
32	(20)	CHARACTER	1	CNTRL_REQUEST_CODE	IN : Add or Delete
33	(21)	CHARACTER	1	CNTRL_ENTITY_TYPE	IN : Holder or Waiter
34	(22)	CHARACTER	6		reserved
40	(28)	CHARACTER	20	CNTRL_ENTITY_ID	
40	(28)	CHARACTER	8	CNTRL_STOKEN	IN : address space token
48	(30)	ADDRESS	4	CNTRL_TCBPTR	IN : TCB address
52	(34)	CHARACTER	8	CNTRL_ETOKEN	IN : enclave token
60	(3C)	SIGNED	2	CNTRL_RETURN_CODE	OUT: request return code
62	(3E)	SIGNED	2	CNTRL_REASON_CODE	OUT: request reason code
Constant for eye catcher					
62	(3E)	X'E6D4C3'	0	CNTRL_EYE_0T03	"C'IWMC'" This is the first 4-byte segment of an 8-byte constant.
62	(3E)	X'E3D9D3'	0	CNTRL_EYE_4T07	"C'NTRL'" This is the second 4-byte segment of an 8-byte constant.
Constants for Versions					
62	(3E)	X'1'	0	CNTRL_VERSION_V1	"1"
Constants for Request_Codes					
62	(3E)	X'C1'	0	CNTRL_REQUEST_ADD	"C'A'"
62	(3E)	X'C4'	0	CNTRL_REQUEST_DELETE	"C'D'"

Table 17. Structure CNTRL\_MAP (continued)

Offset Dec	Offset Hex	Type	Len	Name (Dim)	Description
Constants for Entity_Types					
62	(3E)	X'C8'	0	CNTRL_ENTITY HOLDER	"C'H' "
62	(3E)	X'E6'	0	CNTRL_ENTITY_WAITER	"C'W' "
62	(3E)	X'40'	0	CNTRL_MAP_LEN	"*-CNTRL_MAP"

Table 18. Cross Reference for IWMCNTRL

Name	Offset	Hex	Tag
CNTRL_ENTITY HOLDER	3E		C8
CNTRL_ENTITY_ID	28		
CNTRL_ENTITY_TYPE	21		
CNTRL_ENTITY_WAITER	3E		E6
CNTRL_ENTRIES	20		
CNTRL_ETOKEN	34		
CNTRL_EYE_0T03	3E		E6D4C3
CNTRL_EYE_4T07	3E		E3D9D3
CNTRL_HEADER	0		
CNTRL_ID	0		
CNTRL_LENGTH	C		
CNTRL_MAP	0		
CNTRL_MAP_LEN	3E		40
CNTRL_REASON_CODE	3E		
CNTRL_REQUEST_ADD	3E		C1
CNTRL_REQUEST_CODE	20		
CNTRL_REQUEST_COUNT	10		
CNTRL_REQUEST_DELETE	3E		C4
CNTRL_RETURN_CODE	3C		
CNTRL_RL_REASON_CODE	16		
CNTRL_RL_RETURN_CODE	14		
CNTRL_STOKEN	28		
CNTRL_TCBPTR	30		
CNTRL_VERSION	8		
CNTRL_VERSION_V1	3E		1

## IWMECD information

### IWMECD programming interface information

IWMECD is a programming interface.

## IWMECD heading information

**Common name:** Enclave Classification Data Mapping

**Macro ID:** IWMECD

**DSECT name:** ECD

**Owning component:** Workload Manager (SCWLM)

**Eye-catcher ID:** NONE

**Storage attributes:** Key: N/A  
FREQUENCY: N/A

**Size:** See assembler listing  
ECD -- X'0270' bytes 51

**Created by:** N/A

**Pointed to by:** N/A

**Serialization:** N/A

**Function:** Provides a mapping of the classification data returned from the IWMECQRY service.

## IWMECD mapping

Table 19. Structure ECD

Offset Dec	Offset Hex	Type	Len	Name (Dim)	Description
0	(0)	STRUCTURE	0	ECD	
0	(0)	CHARACTER	4	ECD_LENGTH_FIELDS(0)	
0	(0)	BITSTRING	1	ECDCLLL	Collection length
1	(1)	BITSTRING	1	ECDCORL	Correlation length
2	(2)	BITSTRING	1	ECDSSPL	Subsystem Parameter length
3	(3)	BITSTRING	1	ECDACCL	Account Information length
4	(4)	CHARACTER	94	ECD_CHAR_FIELD1(0)	
4	(4)	CHARACTER	8	ECDTRXN	Transaction program name
12	(C)	CHARACTER	8	ECDUSER	Userid
20	(14)	CHARACTER	8	ECDTRXC	Transaction class
28	(1C)	CHARACTER	8	ECDNET	Network ID
36	(24)	CHARACTER	8	ECDLU	Logical Unit name
44	(2C)	CHARACTER	8	ECDPLAN	Plan
52	(34)	CHARACTER	8	ECDPCKG	Package
60	(3C)	CHARACTER	8	ECDCNCTN	Connection
68	(44)	CHARACTER	18	ECDCOLL	Collection
86	(56)	CHARACTER	12	ECDCORR	Correlation
98	(62)	CHARACTER	20	ECD_CHAR_FIELD2(0)	
98	(62)	CHARACTER	4	ECDSUBT	Subsystem Type
102	(66)	CHARACTER	8	ECDFCN	Function Name
110	(6E)	CHARACTER	8	ECDSUBN	Subsystem Name
118	(76)	CHARACTER	398	ECD_CHAR_FIELD3(0)	
118	(76)	CHARACTER	255	ECDSSPM	Subsystem Parameter
373	(175)	CHARACTER	143	ECDACCT	Account Information

Table 19. Structure ECD (continued)

Offset Dec	Offset Hex	Type	Len	Name (Dim)	Description
516	(204)	BITSTRING	1	ECD_VERSION	Version
517	(205)	CHARACTER	18	ECD_PROCEDURENAME	Proc name
535	(217)	BITSTRING	1		Reserved This is a doubleword boundary
536	(218)	SIGNED	2	ECD_LENGTH	Length
538	(21A)	CHARACTER	8	ECD_PERFORM	Perform= value, EBCDIC format
546	(222)	BITSTRING	1	ECD_PROCNAME_LEN	Procedure name length
547	(223)	CHARACTER	1		Reserved
548	(224)	CHARACTER	4	ECD_END_VERSION1(0)	End of version 1 answer area
548	(224)	SIGNED	4	ECD_PRIORITY	Subsystem priority in binary format. Contains hexadecimal 80000000 if the subsystem did not provide a priority.
552	(228)	CHARACTER	1	ECD_END_VERSION2(0)	End of version 2 answer area
552	(228)	CHARACTER	33	ECD_START_VERSION3(0)	Start of version 3 answer area
552	(228)	CHARACTER	32	ECD_PROCESSNAME	Process name
584	(248)	BITSTRING	1	ECD_PROCESSNAME_LEN	Process name length
585	(249)	CHARACTER	1	ECD_END_VERSION3(0)	End of version 3 answer area
585	(249)	CHARACTER	7		Reserved, to insure dword BDY IN ASSEMBLER
592	(250)	CHARACTER	1	ECD_START_VERSION4(0)	Version 4. Force double word boundry for future versions.
592	(250)	CHARACTER	1	ECD_END_VERSION4(0)	End of version 4 answer area
592	(250)	CHARACTER	32	ECD_START_VERSION5(0)	Start of Version 5. Force double word boundry for future versions.
592	(250)	CHARACTER	16	ECD_SCHEDULINGENVIRONMENT	
608	(260)	BITSTRING	1	ECD_SCHEDULINGENVIRONMENT_LEN	
609	(261)	CHARACTER	8	ECD_SUBSYSTEMCOLLECTIONNAME	
617	(269)	CHARACTER	7		Reserved
624	(270)	CHARACTER	1	ECD_END_VERSION5(0)	End of version 5 answer area
624	(270)	X'1'	0	ECD_VERSION1	"1" ECD version 1
624	(270)	X'2'	0	ECD_VERSION2	"2" ECD version 2
624	(270)	X'3'	0	ECD_VERSION3	"3" ECD version 3
624	(270)	X'4'	0	ECD_VERSION4	"4" ECD version 4
624	(270)	X'5'	0	ECD_VERSION5	"5" ECD version 5
624	(270)	X'5'	0	ECD_VERSION_LATEST	"5" ECD version W2EQY
624	(270)	X'224'	0	ECD_VERSION1_LEN	"548" Length of version 1 ECD
624	(270)	X'228'	0	ECD_VERSION2_LEN	"552" Length of version 2 ECD
624	(270)	X'249'	0	ECD_VERSION3_LEN	"585" Length of version 3 ECD
624	(270)	X'250'	0	ECD_VERSION4_LEN	"592" Length of version 4 ECD
624	(270)	X'270'	0	ECD_VERSION5_LEN	"624" Length of version 5 ECD
624	(270)	X'270'	0	ECD_LEN	"*-ECD"

Table 20. Cross Reference for IWMECD

Name	Offset	Hex Tag
ECD	0	
ECD_CHAR_FIELD1	4	
ECD_CHAR_FIELD2	62	

Table 20. Cross Reference for IWMECD (continued)

Name	Offset	Hex Tag
ECD_CHAR_FIELD3	76	
ECD_END_VERSION1	224	
ECD_END_VERSION2	228	
ECD_END_VERSION3	249	
ECD_END_VERSION4	250	
ECD_END_VERSION5	270	
ECD_LEN	270	270
ECD_LENGTH	218	
ECD_LENGTH_FIELDS	0	
ECD_PERFORM	21A	
ECD_PRIORITY	224	
ECD_PROCEDURENAME	205	
ECD_PROCESSNAME	228	
ECD_PROCESSNAME_LEN	248	
ECD_PROCNAME_LEN	222	
ECD_SCHEDULINGENVIRONMENT	250	
ECD_SCHEDULINGENVIRONMENT_LEN	260	
ECD_START_VERSION3	228	
ECD_START_VERSION4	250	
ECD_START_VERSION5	250	
ECD_SUBSYSTEMCOLLECTIONNAME	261	
ECD_VERSION	204	
ECD_VERSION_LATEST	270	5
ECD_VERSION1	270	1
ECD_VERSION1_LEN	270	224
ECD_VERSION2	270	2
ECD_VERSION2_LEN	270	228
ECD_VERSION3	270	3
ECD_VERSION3_LEN	270	249
ECD_VERSION4	270	4
ECD_VERSION4_LEN	270	250
ECD_VERSION5	270	5
ECD_VERSION5_LEN	270	270
ECDACCL	3	
ECDACCT	175	
ECDCLLL	0	
ECDCNCTN	3C	
E CDCOLL	44	
E CDCORL	1	

Table 20. Cross Reference for IWMECD (continued)

Name	Offset	Hex Tag
ECDCORR	56	
ECDFCN	66	
ECDLU	24	
ECDNET	1C	
ECDPKG	34	
ECDPLAN	2C	
ECDSSPL	2	
ECDSSPM	76	
ECDSUBN	6E	
ECDSUBT	62	
ECDTRXC	14	
ECDTRXN	4	
ECDUSER	C	

## IWMECDX information

### IWMECDX programming interface information

IWMECDX is a programming interface.

### IWMECDX heading information

<b>Common name:</b>	Enclave Classification Data Mapping extended
<b>Macro ID:</b>	IWMECDX
<b>DSECT name:</b>	IWMECDX
<b>Owning component:</b>	Workload Manager (SCWLM)
<b>Eye-catcher ID:</b>	NONE
<b>Storage attributes:</b>	Key: N/A FREQUENCY: N/A
<b>Size:</b>	See assembler listing IWMECDX -- X'000C' bytes IWMECDX_CLASSIFICATION -- X'0878' bytes IWMECDX_PERFORMANCE -- X'001C' bytes
<b>Created by:</b>	N/A
<b>Pointed to by:</b>	N/A
<b>Serialization:</b>	N/A

**Function:**

Provides a mapping of the classification data and the resulting WLM performance management information that is returned by the IWM4EQRY service.

**Usage:**

If you request IWMEQRY to return Classification data only, then section IWMECDX\_Performance will not be created by IWMEQRY and IWMECDX\_Offset\_Performance will be zero.

The length of the data area that you supply to IWMEQRY consequently must be large enough to contain section IWMECDX plus section IWMECDX\_Classification.

Vice versa, if you request IWMEQRY to return the resulting WLM performance management information only, then section IWMECDX\_Classification will not be created by IWMEQRY and IWMECDX\_Offset\_Classification will be zero.

The length of the data area that you supply to IWMEQRY consequently must be large enough to contain section IWMECDX plus section IWMECDX\_Performance.

**IWMECDX mapping**

Table 21. Structure IWMECDX

Offset Dec	Offset Hex	Type	Len	Name (Dim)	Description
0	(0)	STRUCTURE	0	IWMECDX	
0	(0)	BITSTRING	1	IWMECDX_VERSION	indicates version of data returned by IWM4EQRY
1	(1)	CHARACTER	3		Reserved for alignment
4	(4)	SIGNED	4	IWMECDX_OFFSET_CLASSIFICATION	
					offset within IWMECDX to section IWMECDX_Classification
4	(4)	SIGNED	4	IWMEDX_OFFSET_CLASSIFICATION	
					obsolete, prefix has a typo
8	(8)	SIGNED	4	IWMECDX_OFFSET_PERFORMANCE	offset within IWMECDX to section IWMECDX_Performance
8	(8)	SIGNED	4	IWMEDX_OFFSET_PERFORMANCE	obsolete, prefix has a typo
End of version 0					
12	(C)	CHARACTER	1	IWMECDX_END_V0(0)	
12	(C)	X'C'	0	IWMECDX_LEN	"*-IWMECDX"

Table 22. Structure IWMECDX\_CLASSIFICATION

Offset Dec	Offset Hex	Type	Len	Name (Dim)	Description
0	(0)	STRUCTURE	0	IWMECDX_CLASSIFICATION	
0	(0)	CHARACTER	4	IWMECDX_LENGTH_FIELDS	
0	(0)	BITSTRING	1	IWMECDX_CLLL	Collection length
1	(1)	BITSTRING	1	IWMECDX_CORL	Correlation length
2	(2)	BITSTRING	1	IWMECDX_SSPL	Subsystem Parameter length
3	(3)	BITSTRING	1	IWMECDX_ACCL	Account Information length
4	(4)	CHARACTER	94	IWMECDX_CHAR_FIELD1	
4	(4)	CHARACTER	8	IWMECDX_TRXN	Transaction program name
12	(C)	CHARACTER	8	IWMECDX_USER	Userid
20	(14)	CHARACTER	8	IWMECDX_TRXC	Transaction class
28	(1C)	CHARACTER	8	IWMECDX_NET	Network ID



Table 22. Structure IWMECDX\_CLASSIFICATION (continued)

Offset Dec	Offset Hex	Type	Len	Name (Dim)	Description
36	(24)	CHARACTER	8	IWMECDX_LU	Logical Unit name
44	(2C)	CHARACTER	8	IWMECDX_PLAN	Plan
52	(34)	CHARACTER	8	IWMECDX_PCKG	Package
60	(3C)	CHARACTER	8	IWMECDX_CNCTN	Connection
68	(44)	CHARACTER	18	IWMECDX_COLL	Collection
86	(56)	CHARACTER	12	IWMECDX_CORR	Correlation
98	(62)	CHARACTER	20	IWMECDX_CHAR_FIELD2	
98	(62)	CHARACTER	4	IWMECDX_SUBT	Subsystem Type
102	(66)	CHARACTER	8	IWMECDX_FCN	Function Name
110	(6E)	CHARACTER	8	IWMECDX_SUBN	Subsystem Name
118	(76)	CHARACTER	255	IWMECDX_SSPM	Subsystem Parameter
373	(175)	CHARACTER	143	IWMECDX_ACCT	Account Information
516	(204)	CHARACTER	18	IWMECDX_PROCEDURENAME	Proc name
534	(216)	CHARACTER	8	IWMECDX_PERFORM	Perform= value, EBCDIC format.
542	(21E)	BITSTRING	1	IWMECDX_PROCNAME_LEN	Procedure name length
543	(21F)	CHARACTER	1		Reserved
544	(220)	SIGNED	4	IWMECDX_PRIORITY	Subsystem priority in binary format. Contains hexadecimal 80000000 if the subsystem did not provide a priority.
548	(224)	CHARACTER	32	IWMECDX_PROCESSNAME	Process name
580	(244)	BITSTRING	1	IWMECDX_PROCESSNAME_LEN	Process name length
Resource affinity scheduling environment requested in the JCL or blank if none was supplied					
581	(245)	CHARACTER	16	IWMECDX_SCHEDULINGENVIRONMENT	
597	(255)	BITSTRING	1	IWMECDX_SCHEDULINGENVIRONMENT_LEN	
Subsystem collection name.					
598	(256)	CHARACTER	8	IWMECDX_SUBSYSTEMCOLLECTIONNAME	
606	(25E)	CHARACTER	2		Reserved
End of version 0					
608	(260)	CHARACTER	1	IWMECDX_END_V0_CLASSIFICATION(0)	
Package name - long version					
608	(260)	CHARACTER	128	IWMECDX_PACKAGENAMELONG	
736	(2E0)	SIGNED	2	IWMECDX_PACKAGENAMELONG_LEN	
Procedure name - long version					
738	(2E2)	CHARACTER	128	IWMECDX_PROCEDURENAMELONG	
866	(362)	SIGNED	2	IWMECDX_PROCEDURENAMELONG_LEN	
Client IP Address					
868	(364)	CHARACTER	39	IWMECDX_CLIENTIPADDRESS	
907	(38B)	BITSTRING	1	IWMECDX_CLIENTIPADDRESS_LEN	

Table 22. Structure IWMECDX\_CLASSIFICATION (continued)

Offset Dec	Offset Hex	Type	Len	Name (Dim)	Description
Client Userid					
908	(38C)	CHARACTER	128	IWMECDX_CLIENTUSERID	
1036	(40C)	SIGNED	2	IWMECDX_CLIENTUSERID_LEN	
Client IP Address					
1038	(40E)	CHARACTER	255	IWMECDX_CLIENTTRXNAME	
1293	(50D)	CHARACTER	1		
1294	(50E)	SIGNED	2	IWMECDX_CLIENTTRXNAME_LEN	
Client IP Address					
1296	(510)	CHARACTER	255	IWMECDX_CLIENTWKSNAME	
1551	(60F)	CHARACTER	1		
1552	(610)	SIGNED	2	IWMECDX_CLIENTWKSNAME_LEN	
Client IP Address					
1554	(612)	CHARACTER	512	IWMECDX_CLIENTACCOUNTING	
2066	(812)	SIGNED	2	IWMECDX_CLIENTACCOUNTING_LEN	
End of version 1					
2068	(814)	CHARACTER	1	IWMECDX_END_V1_CLASSIFICATION(0)	
Container Information					
2068	(814)	SIGNED	2	IWMECDX_CONTAINERID_LEN	
2070	(816)	SIGNED	2	IWMECDX_CONTAINERQUAL_LEN	
2072	(818)	CHARACTER	64	IWMECDX_CONTAINERID	
2136	(858)	CHARACTER	32	IWMECDX_CONTAINERQUAL	
End of version 2					
2168	(878)	CHARACTER	1	IWMECDX_END_V2_CLASSIFICATION(0)	
2168	(878)	X'878'	0	IWMECDX_CLASSIFICATION_LEN	"*-IWMECDX_CLASSIFICATION"

Table 23. Structure IWMECDX\_PERFORMANCE

Offset Dec	Offset Hex	Type	Len	Name (Dim)	Description
0	(0)	STRUCTURE	0	IWMECDX_PERFORMANCE	
0	(0)	CHARACTER	16	IWMECDX_SERVICE_CLASS_DATA	
0	(0)	CHARACTER	8	IWMECDX_SERVICE_CLASS_NAME	Name of Srv Class
8	(8)	CHARACTER	8	IWMECDX_REPORT_CLASS_NAME	Name of Reprt Class
16	(10)	CHARACTER	12	IWMECDX_SERVICE_PERIOD_DATA	
16	(10)	SIGNED	4	IWMECDX_PERIOD_NUMBER	Number of this Period
20	(14)	SIGNED	4	IWMECDX_PERIOD_PRF_INDEX	Perf. Index of P.
24	(18)	SIGNED	2	IWMECDX_PERIOD_IMPORTANCE	Importance of P.
26	(1A)	CHARACTER	2		reserved
End of version 0					

Table 23. Structure IWMECDX\_PERFORMANCE (continued)

Offset Dec	Offset Hex	Type	Len	Name (Dim)	Description
28	(1C)	CHARACTER	1	IWMECDX_END_V0_PERFORMANCE(0)	
28	(1C)	X'0'	0	IWMECDX_VERSION0	"0" IWMECDX version 0
28	(1C)	X'1'	0	IWMECDX_VERSION1	"1" IWMECDX version 1
28	(1C)	X'2'	0	IWMECDX_VERSION2	"2" IWMECDX version 2
28	(1C)	X'2'	0	IWMECDX_VERSION_LATEST	"2" latest version of mapping
28	(1C)	X'288'	0	IWMECDX_V0_LENGTH	"648" Length of version 0 IWMECDX
28	(1C)	X'83C'	0	IWMECDX_V1_LENGTH	"2108" Length of version 1 IWMECDX
28	(1C)	X'8A0'	0	IWMECDX_V2_LENGTH	"2208" Length of version 2 IWMECDX
28	(1C)	X'8A0'	0	IWMECDX_MAX_LENGTH	"2208" Current maximal length
28	(1C)	X'1C'	0	IWMECDX_PERFORMANCE_LEN	"*-IWMECDX_PERFORMANCE"

Table 24. Cross Reference for IWMECDX

Name	Offset	Hex	Tag
IWMECDX	0		
IWMECDX_ACCL	3		
IWMECDX_ACCT	175		
IWMECDX_CHAR_FIELD1	4		
IWMECDX_CHAR_FIELD2	62		
IWMECDX_CLASSIFICATION	0		
IWMECDX_CLASSIFICATION_LEN	878		878
IWMECDX_CLIENTACCOUNTING	612		
IWMECDX_CLIENTACCOUNTING_LEN	812		
IWMECDX_CLIENTIPADDRESS	364		
IWMECDX_CLIENTIPADDRESS_LEN	38B		
IWMECDX_CLIENTTRXNAME	40E		
IWMECDX_CLIENTTRXNAME_LEN	50E		
IWMECDX_CLIENTUSERID	38C		
IWMECDX_CLIENTUSERID_LEN	40C		
IWMECDX_CLIENTWKSNAME	510		
IWMECDX_CLIENTWKSNAME_LEN	610		
IWMECDX_CLLL	0		
IWMECDX_CNCTN	3C		
IWMECDX_COLL	44		
IWMECDX_CONTAINERID	818		
IWMECDX_CONTAINERID_LEN	814		
IWMECDX_CONTAINERQUAL	858		
IWMECDX_CONTAINERQUAL_LEN	816		
IWMECDX_CORL	1		
IWMECDX_CORR	56		
IWMECDX_END_V0	C		

Table 24. Cross Reference for IWMECDX (continued)

Name	Offset	Hex Tag
IWMECDX_END_V0_CLASSIFICATION	260	
IWMECDX_END_V0_PERFORMANCE	1C	
IWMECDX_END_V1_CLASSIFICATION	814	
IWMECDX_END_V2_CLASSIFICATION	878	
IWMECDX_FCN	66	
IWMECDX_LEN	C	C
IWMECDX_LENGTH_FIELDS	0	
IWMECDX_LU	24	
IWMECDX_MAX_LENGTH	1C	8A0
IWMECDX_NET	1C	
IWMECDX_OFFSET_CLASSIFICATION	4	
IWMECDX_OFFSET_PERFORMANCE	8	
IWMECDX_PACKAGENAMELONG	260	
IWMECDX_PACKAGENAMELONG_LEN	2E0	
IWMECDX_PCKG	34	
IWMECDX_PERFORM	216	
IWMECDX_PERFORMANCE	0	
IWMECDX_PERFORMANCE_LEN	1C	1C
IWMECDX_PERIOD_IMPORTANCE	18	
IWMECDX_PERIOD_NUMBER	10	
IWMECDX_PERIOD_PRF_INDEX	14	
IWMECDX_PLAN	2C	
IWMECDX_PRIORITY	220	
IWMECDX_PROCEDURENAME	204	
IWMECDX_PROCEDURENAMELONG	2E2	
IWMECDX_PROCEDURENAMELONG_LEN	362	
IWMECDX_PROCESSNAME	224	
IWMECDX_PROCESSNAME_LEN	244	
IWMECDX_PROCNAME_LEN	21E	
IWMECDX_REPORT_CLASS_NAME	8	
IWMECDX_SCHEDULINGENVIRONMENT	245	
IWMECDX_SCHEDULINGENVIRONMENT_LEN	255	
IWMECDX_SERVICE_CLASS_DATA	0	
IWMECDX_SERVICE_CLASS_NAME	0	
IWMECDX_SERVICE_PERIOD_DATA	10	
IWMECDX_SSPL	2	
IWMECDX_SSPLM	76	
IWMECDX_SUBN	6E	
IWMECDX_SUBSYSTEMCOLLECTIONNAME	256	

Table 24. Cross Reference for IWMECDX (continued)

Name	Offset	Hex Tag
IWMECDX_SUBT	62	
IWMECDX_TRXC	14	
IWMECDX_TRXN	4	
IWMECDX_USER	C	
IWMECDX_VERSION	0	
IWMECDX_VERSION_LATEST	1C	2
IWMECDX_VERSION0	1C	0
IWMECDX_VERSION1	1C	1
IWMECDX_VERSION2	1C	2
IWMECDX_V0_LENGTH	1C	288
IWMECDX_V1_LENGTH	1C	83C
IWMECDX_V2_LENGTH	1C	8A0
IWMEDX_OFFSET_CLASSIFICATION	4	
IWMEDX_OFFSET_PERFORMANCE	8	

## IWMENF57 information

### IWMENF57 programming interface information

IWMENF57 is a programming interface.

### IWMENF57 heading information

<b>Common name:</b>	ENF signal 57 parameter list
<b>Macro ID:</b>	IWMENF57
<b>DSECT name:</b>	WLMENF57
<b>Owning component:</b>	Workload Manager (SCWLM)
<b>Eye-catcher ID:</b>	NONE
<b>Storage attributes:</b>	Key: 0 Residency: Above 16M line, in the private storage of the address space in which the listen exit receives control.
<b>Size:</b>	See assembly listing
<b>Created by:</b>	WLM
<b>Pointed to by:</b>	First word of the parameter list passed to the listen exit
<b>Serialization:</b>	None
<b>Function:</b>	Maps the parameter list passed to ENF listen exits that are listening for event code 57. This event occurs when the status of a scheduling environment changes.

## IWMENF57 mapping

Table 25. Structure WLMENF57

Offset Dec	Offset Hex	Type	Len	Name (Dim)	Description
0	(0)	STRUCTURE	0	WLMENF57	
0	(0)	BITSTRING	4	WLMENF57_QUALIFIER	IWMENF57.164: Qualifier
4	(4)	CHARACTER	16	WLMENF57_SCHENV	IWMENF57.27: Name of the scheduling environment whose status changed
20	(14)	CHARACTER	8	WLMENF57_SYSTEM_NAME	IWMENF57.90: Name of the system on which the status changed
28	(1C)	BITSTRING	1	WLMENF57_FLAG(0)	IWMENF57.87: Flags
	1... ....			WLMENF57_SCHENV_AVAILABLE	"X'80'" IWMENF57.203: If on, indicates that the scheduling environment is available. If off, indicates that the scheduling environment is not available.
29	(1D)	CHARACTER	3	WLMENF57_RESERVED_FLAGS	IWMENF57.102: Reserved flags
32	(20)	CHARACTER	8	WLMENF57_RESERVED1	IWMENF57.192: Reserved
40	(28)	CHARACTER	8	WLMENF57_RESERVED2	IWMENF57.234: Reserved
IWMENF57.229: End of parameter list Qualifier values IWMENF57.13: The state of a scheduling environment has changed due to a MODIFY WLM,RESOURCE= command or IWMSESET service request					
	.... ....			WLMENF57_NORMAL_SCHENV_CHANGE	"X'80000000'"
IWMENF57.158: The state of a scheduling environment has changed due to WLM recovery processing					
	.... ....			WLMENF57_RECOVERY_SCHENV_CHANGE	"X'40000000'"
40	(28)	X'30'	0	WLMENF57_LEN	"*-WLMENF57"

Table 26. Cross Reference for IWMENF57

Name	Offset	Hex	Tag
WLMENF57	0		
WLMENF57_FLAG	1C		
WLMENF57_LEN	28		30
WLMENF57_NORMAL_SCHENV_CHANGE	28		0
WLMENF57_QUALIFIER	0		
WLMENF57_RECOVERY_SCHENV_CHANGE	28		0
WLMENF57_RESERVED_FLAGS	1D		
WLMENF57_RESERVED1	20		
WLMENF57_RESERVED2	28		
WLMENF57_SCHENV	4		
WLMENF57_SCHENV_AVAILABLE	1C		80
WLMENF57_SYSTEM_NAME	14		

# IWMENF61 information

## IWMENF61 programming interface information

IWMENF61 is a programming interface.

## IWMENF61 heading information

<b>Common name:</b>	ENF signal 61 parameter list
<b>Macro ID:</b>	IWMENF61
<b>DSECT name:</b>	WLMENF61
<b>Owning component:</b>	Workload Manager (SCWLM)
<b>Eye-catcher ID:</b>	NONE
<b>Storage attributes:</b>	Subpool: 245 Key: 0 Residency: Above 16M line
<b>Size:</b>	See assembly listing
<b>Created by:</b>	WLM
<b>Pointed to by:</b>	First word of the parameter list passed to the listen exit
<b>Serialization:</b>	None
<b>Function:</b>	Maps the parameter list passed to ENF listen exits that are listening for event code 61. This event occurs when the capacity of the MVS image or the CEC changes.

## IWMENF61 mapping

Table 27. Structure WLMENF61

Offset Dec	Offset Hex	Type	Len	Name (Dim)	Description
0	(0)	STRUCTURE	0	WLMENF61	
0	(0)	SIGNED	2	ENF61LEN	IWMENF61.164: Parm list length
2	(2)	SIGNED	2	ENF61VER	IWMENF61.27: Parm List Version
4	(4)	BITSTRING	4	ENF61QUAL	IWMENF61.99: Qualifier
8	(8)	SIGNED	4	ENF61IMAGECAPACITY	IWMENF61.16: Potential CPU capacity of the logical partition, or of the CEC if in basic mode.
12	(C)	SIGNED	4	ENF61CECCAPACITY	IWMENF61.180: Potential CPU capacity of the CEC
16	(10)	SIGNED	4	ENF61VMCAPACITY	IWMENF61.234: Potential CPU capacity of the virtual machine. This is 0 if MVS is not running in a virtual machine.
IWMENF61.229: End of parameter list Qualifier values IWMENF61.13: The MVS image or CEC capacity changed					
.... ..				WLMENF61_CAPACITY_CHANGE	"X'80000000'"
16	(10)	X'14'	0	WLMENF61_LEN	"*-WLMENF61"

Table 28. Cross Reference for IWMEF61

Name	Offset	Hex	Tag
ENF61CECCAPACITY	C		
ENF61IMAGECAPACITY	8		
ENF61LEN	0		
ENF61QUAL	4		
ENF61VER	2		
ENF61VMCAPACITY	10		
WLMENF61	0		
WLMENF61_CAPACITY_CHANGE	10		0
WLMENF61_LEN	10		14

## IWMPB information

### IWMPB programming interface information

IWMPB is a programming interface.

INCLUDE ONLY

### IWMPB heading information

**Common name:** Performance Block for IWM Work Manager and Delay Monitoring Services

**Macro ID:** IWMPB

**DSECT name:** PB

**Owning component:** Workload Manager (SCWLM)

**Eye-catcher ID:** PB (padded on the right with two blanks)  
Offset: 0  
Length: 4

**Storage attributes:** Key: Specified on IWMMCREA  
FREQUENCY: One per successful invocation of IWMMCREA

**Size:** 1152 bytes

**Created by:** IWMMCREA service routine

**Pointed to by:** PBDE\_PBPTR

**Serialization:** Responsibility of the user of the monitoring token  
returned by IWMMCREA

**Function:** Provides a mapping of the data area for users of IWM  
services and exits.

### IWMPB mapping

Table 29. Structure PB

Offset Dec	Offset Hex	Type	Len	Name (Dim)	Description
0	(0)	STRUCTURE	0	PB	



Table 29. Structure PB (continued)

Offset Dec	Offset Hex	Type	Len	Name (Dim)	Description
0	(0)	DBL WORD	8	(0)	
0	(0)	CHARACTER	32	PB_CREATE	Space reserved for Create attributes
0	(0)	CHARACTER	5	PB_ID_VERSION	Space for id and version information
0	(0)	CHARACTER	4	PB_ID	Space for id
0	(0)	X'C24040'	0	PB_ID_CONST	"C'PB '" Performance block eye catcher constant
4	(4)	BITSTRING	1	PB_VERSION	Space for version information
4	(4)	X'1'	0	PB_VERSION1	"1" Performance block version 1. 1=HBB5510, HBB5520
4	(4)	X'2'	0	PB_VERSION2	"2" Performance block version 2. 2=HBB6603.
4	(4)	X'3'	0	PB_VERSION3	"3" Performance block version 3. 3=JBB6609.
4	(4)	X'4'	0	PB_VERSION4	"4" Performance block version 4. 4=HBB7705.
4	(4)	X'5'	0	PB_VERSION5	"5" Performance block version 5. 4=HBB7707.
4	(4)	X'6'	0	PB_VERSION6	"6" Performance block version 6. 6=HBB7730 or HBB7720 with APAR OA12935
4	(4)	X'7'	0	PB_VERSION7	"7" Performance block version 7. 7=HBB7740
4	(4)	X'8'	0	PB_VERSION8	"8" Performance block version 8. 8=HBB7790 64 Bit Support
4	(4)	X'8'	0	PB_CURRENT_VERSION	"8" Performance block current version
5	(5)	BITSTRING	1	PB_FLAGS	Flag Area
5	(5)	X'C0'	0	PB_FLAGS_MASK	"PB_REPORT_ONLY+PB_ASSOCIATE" Mask for PB Flags
		1... ....		PB_REPORT_ONLY	"B'10000000'" This is a report only PB
		.1.. ....		PB_ASSOCIATE	"B'01000000'" This PB is associated with an enclave or an address space
		..1. ....		PB_EWLM_ENABLED	"B'00100000'"
		...1 ....		PB_EWLM_PARENT_ENABLED	"B'00010000'"
		.... 1...		PB_EWLM_EWLM_YES	"B'00001000'"
		.... .1..		PB_BPMGMT_ONLY	"B'00000100'" This is a BP mgmt only PB
6	(6)	BITSTRING	2	PB_NEW_LENGTH	Length of PB_CLEAR. See Notes section in prolog if you are changing the length of PB_CLEAR
8	(8)	CHARACTER	4	PB_SUBSYS_TYPE	Subsystem type
12	(C)	CHARACTER	8	PB_SUBSYSNM	Subsystem name
20	(14)	ADDRESS	4	PB_MIRROR_PTR	PB Mirror pointer
20	(14)	BITSTRING	4	PB_MIRROR_TKN	Token for control information
24	(18)	CHARACTER	8	PB_RSVD0018	Reserved space
32	(20)	CHARACTER	1	PB_CLEAR_FLD(0)	Origin of area to be cleared for reuse
32	(20)	BITSTRING	4	PB_OWNER_DATA	Data specified by user/owner
36	(24)	BITSTRING	4	PB_OWNER_TKN	Token specified by user/owner
40	(28)	DBL WORD	8	(0)	PB_ARRTIME should be on a dwd boundary
40	(28)	BITSTRING	8	PB_ARRTIME	Arrival time for work request

Table 29. Structure PB (continued)

Offset Dec	Offset Hex	Type	Len	Name(Dim)	Description
48	(30)	DBL WORD	8	(0)	PB_EXSTARTTIME should be on a dwd boundary
48	(30)	BITSTRING	8	PB_EXSTARTTIME	Execution start time for work request
56	(38)	ADDRESS	4	PB_DU_ASCB	Address of ASCB associated with the dispatchable unit serving the work request
60	(3C)	ADDRESS	4	PB_DU	Address of TCB associated with the dispatchable unit serving the work request or 1 signifying an SRB
60	(3C)	X'1'	0	PB_DU_SRB	"1" DU is associated with an SRB
60	(3C)	X'1'	0	PB_SRB_SAMEDU_NO	"1" DU is associated with an SRB distinct from the parent
60	(3C)	X'3'	0	PB_SRB_SAMEDU_YES	"3" DU is associated with same SRB as parent
64	(40)	CHARACTER	1	PB_RSVD0040	Reserved space
65	(41)	BITSTRING	1	PB_STATE	State of the work request
	....	....		PB_STATE_FREE	"X'00'" State is free - PB not associated with a work request
	....	...1		PB_STATE_ACTIVE	"X'01'" State is active - work request associated with the PB is active (running on a CP)
	....	...1		PB_STATE_ACTIVE_SUBSYS	"X'01'" @WLMPPAPC State is active - subsys work request with the PB is active (running on a CP) - Equivalent to old active state
	....	..1.		PB_STATE_READY	"X'02'" State is ready - work request associated with the PB is ready (could run on a CP if another program were not running)
	....	..11		PB_STATE_IDLE	"X'03'" State is idle - no work request is available to the work manager that it is allowed to run
	....	.1..		PB_STATE_ACTIVE_APPL	"X'04'" @OW54806 State is active - application work with the PB is active
	111.	...1		PB_STATE_WAITING_SSL_THREAD	"X'E1'" @WLMPPAPC State is waiting on an SSL Thread
	111.	..1.		PB_STATE_WAITING_REG_THREAD	"X'E2'" @OW54806 State is waiting on a regular Thread
	111.	..11		PB_STATE_WAITING_REG_TO_WRKTB	"X'E3'" @OW54806 State is waiting for a registration to worktable
	11.1	...1		PB_STATE_WAITING_TYPE1	"X'D1'" @WLMPPBS Waiting state for resource TYPE 1
	11.1	..1.		PB_STATE_WAITING_TYPE2	"X'D2'" @WLMPPBS Waiting state for resource TYPE 2
	11.1	..11		PB_STATE_WAITING_TYPE3	"X'D3'" @WLMPPBS Waiting state for resource TYPE 3
	11.1	.1..		PB_STATE_WAITING_TYPE4	"X'D4'" @WLMPPBS Waiting state for resource TYPE 4
	11.1	.1.1		PB_STATE_WAITING_TYPE5	"X'D5'" @WLMPPBS Waiting state for resource TYPE 5
	11.1	.11.		PB_STATE_WAITING_TYPE6	"X'D6'" @WLMPPBS Waiting state for resource TYPE 6
	11.1	.111		PB_STATE_WAITING_TYPE7	"X'D7'" @WLMPPBS Waiting state for resource TYPE 7

Table 29. Structure PB (continued)

Offset Dec	Offset Hex	Type	Len	Name(Dim)	Description
		11.1 1...		PB_STATE_WAITING_TYPE8	"X'D8'" @WLMPPBS Waiting state for resource TYPE 8
		11.1 1..1		PB_STATE_WAITING_TYPE9	"X'D9'" @WLMPPBS Waiting state for resource TYPE 9
		11.1 1.1.		PB_STATE_WAITING_TYPE10	"X'DA'" @WLMPPBS Waiting state for resource TYPE 10
		11.1 1.11		PB_STATE_WAITING_TYPE11	"X'DB'" @WLMPPBS Waiting state for resource TYPE 11
		11.1 11..		PB_STATE_WAITING_TYPE12	"X'DC'" @WLMPPBS Waiting state for resource TYPE 12
		11.1 11.1		PB_STATE_WAITING_TYPE13	"X'DD'" @WLMPPBS Waiting state for resource TYPE 13
		11.1 111.		PB_STATE_WAITING_TYPE14	"X'DE'" @WLMPPBS Waiting state for resource TYPE 14
		11.1 1111		PB_STATE_WAITING_TYPE15	"X'DF'" @WLMPPBS Waiting state for resource TYPE 15
		1111 ...1		PB_STATE_WAITING_BUFFER_POOL_IO	"X'F1'" State is waiting on an IO due to a buffer pool miss
		1111 ..1.		PB_STATE_WAITING_BUFFER_POOL_CF	"X'F2'" State is waiting on an CF access due to a buffer pool miss
		1111 ..11		PB_STATE_WAITING_BUFFER_POOL_CF_IO	"X'F3'" State is waiting on an IO due to a buffer pool miss and a CF miss
		1111 .1..		PB_STATE_WAITING_CF_IO	"X'F4'" @WLMPPBM State is waiting on an IO due to a CF miss
		1111 .1.1		PB_STATE_WAITING_DISTRIB	"X'F5'" State is waiting on a distributed request
		1111 .11.		PB_STATE_WAITING_TIMER	"X'F6'" State is waiting on a timer
		1111 .111		PB_STATE_WAITING_LATCH	"X'F7'" State is waiting on a latch
		1111 1...		PB_STATE_WAITING_CONV	"X'F8'" State is waiting on a conversation
		1111 1..1		PB_STATE_WAITING_SESS_LOCALMVS	"X'F9'" State is waiting to establish a session somewhere in the same MVS image
		1111 1.1.		PB_STATE_WAITING_SESS_SYSPLEX	"X'FA'" State is waiting to establish a session somewhere in the sysplex
		1111 1.11		PB_STATE_WAITING_SESS_NETWORK	"X'FB'" State is waiting to establish a session somewhere in the network
		1111 11..		PB_STATE_WAITING_OTHER_PRODUCT	"X'FC'" State is waiting on another product
		1111 11.1		PB_STATE_WAITING_MISC	"X'FD'" State is waiting on some unidentified resource, possibly one of the other defined waiting conditions
		1111 111.		PB_STATE_WAITING_LOCK	"X'FE'" State is waiting on one or more locks
		1111 1111		PB_STATE_WAITING_IO	"X'FF'" State is waiting on I/O or some activity associated with an I/O request

Table 29. Structure PB (continued)

Offset Dec	Offset Hex	Type	Len	Name (Dim)	Description
66	(42)	BITSTRING	1	PB_WORKDEF	Flags associated with the work request
		1... ....		PB_INIT	"B'10000000'" Initialize used for work environment
		.1.. ....		PB_FROM_LOCALMVS	"B'01000000'" CONTINUATION(YES) FROM(LOCALMVS)
		..1. ....		PB_FROM_SYSPLEX	"B'00100000'" CONTINUATION(YES) FROM(SYSPLEX)
		...1 ....		PB_FROM_NETWORK	"B'00010000'" CONTINUATION(YES) FROM(NETWORK)
		.... 1...		PB_FROM_NONE	"B'00001000'" CONTINUATION(YES) FROM(NONE)
		.... .1..		PB_SCOPE_SHARED	"B'00000100'" Initialize SCOPE(SHARED) work rqst
EQU B'00000010' RESERVED					
		.... ...1		PB_RELATE	"B'00000001'" Relate used for work environment
67	(43)	BITSTRING	1	PB_SWITCH_INFO	Switch Continuation Information
		.... ...1		PB_SWITCH_LOCALMVS	"X'01'" Switch WHERE(LOCALMVS)
		.... ..1.		PB_SWITCH_SYSPLEX	"X'02'" Switch WHERE(SYSPLEX)
		.... ...11		PB_SWITCH_NETWORK	"X'03'" Switch WHERE(NETWORK)
68	(44)	BITSTRING	1	PB_MONENV_INFO	Information about the mon. env.
68	(44)	X'C0'	0	PB_DURATION	"PB_DURATION_EXECUTION+PB_DURATION_BEGIN_TO_END" Mask for all duration options.
WARNING: PB_DURATION must be updated whenever a new duration value is added.					
		1... ....		PB_DURATION_BEGIN_TO_END	"B'10000000'" DURATION(BEGIN_TO_END)
		.1.. ....		PB_DURATION_EXECUTION	"B'01000000'" DURATION(EXECUTION)
69	(45)	CHARACTER	3	PB_RSVD0045	Reserved space
72	(48)	BITSTRING	4	PB_PARENT_MONTKN	Token for the parent monitoring environment
		.... ....		PB_PARENT_MONTKN_HIBIT	"X'80000000'" Hi order bit of token
74	(4A)	SIGNED	2	PB_PARENT_HOME_ASID	ASID for Parent when parent is an address space
72	(48)	ADDRESS	4	PB_PARENT_MONPTR	Pointer to the parent monitoring environment
76	(4C)	ADDRESS	4	PB_PARENT_MIRROR_PTR	PB Parent mirror token pointer
76	(4C)	BITSTRING	4	PB_PARENT_MIRROR_TKN	Token for parent control information
80	(50)	BITSTRING	4	PB_DEP_MONTKN	Token for the dependent monitoring environment related to this environment
		.... ....		PB_DEP_MONTKN_HIBIT	"X'80000000'" Hi Order bit of token
80	(50)	ADDRESS	4	PB_DEP_MONPTR	Pointer to the dependent monitoring environment related to this environment
84	(54)	ADDRESS	4	PB_DEP_MIRROR_PTR	PB Dependent mirror token pointer
84	(54)	BITSTRING	4	PB_DEP_MIRROR_TKN	Token for dependent environment control information
88	(58)	BITSTRING	4	PB_SC_TKN	Service class token for the work request
92	(5C)	BITSTRING	4	PB_ABNORMAL_FLAGS	Abnormal flags

Table 29. Structure PB (continued)

Offset Dec	Offset Hex	Type	Len	Name (Dim)	Description
		.... ...1		PB_ABNORMAL_LOCALMVS	"X'00000001'" Abnormality only affects current MVS image
		.... ...1.		PB_ABNORMAL_SYSPLEX	"X'00000002'" Abnormality affects all MVS images in the sysplex
96	(60)	CHARACTER	52	PB_WORK_ATTRIBUTES	Attributes associated with the work request
96	(60)	CHARACTER	8	PB_USERID	Userid associated with the work request
104	(68)	CHARACTER	8	PB_TRXNAME	Transaction name associated with the work request
112	(70)	CHARACTER	8	PB_TRXCLASS	Transaction class associated with the work request
120	(78)	CHARACTER	8	PB_RSVD0078	Reserved space
128	(80)	CHARACTER	17	PB_SOURCELU	Source LU name associated with the work request
145	(91)	BITSTRING	3	PB_RSVD0091	Reserved space
148	(94)	BITSTRING	1	PB_LU62TKN_FMT	Format of the LU62 token
		.... ...1		PB_LU62FMT_LU_NO_CC_27	"X'01'" The LU6.2 token associated with the work request is a fixed length token of 27 bytes with no conversation correlator (not even its length byte). The LU name may be 1-17 bytes. Bytes at the end of the token are padded with hexadecimal zeros, if necessary, to form a full 27 bytes.
		.... ...1.		PB_LU62FMT_FULL_LU_NO_CC_27	"X'02'" The LU6.2 token associated with the work request is a fully qualified LU name (17 bytes), but no conversation correlator (not even its length byte) is provided. This format is architected to be 27 bytes long.
		.... ...11		PB_LU62FMT_FULL_LU_0_CC_28	"X'03'" The LU6.2 token associated with the work request is a fully qualified LU name (17 bytes), and the conversation correlator length byte is present and has the value 0. This format is architected to be 28 bytes long.
		.... .1..		PB_LU62FMT_FULL_LU_CC_36	"X'04'" The LU6.2 token associated with the work request is a fully qualified LU name (17 bytes), and the conversation correlator is provided with a length of 8 (maximum allowed). This format is architected to be 36 bytes long.
		.... ....		PB_LU62FMT_OTHER	"X'00'" The LU6.2 token associated with the work request contains self-defining length fields.
148	(94)	X'24'	0	PB_MAX_LU62TKN_LEN	"36" Maximum length of an LU6.2 token (in decimal).
149	(95)	BITSTRING	1	PB_RSVD0095	Reserved space
150	(96)	SIGNED	2	(0)	PB_AS_ID should be on a hword boundary
150	(96)	BITSTRING	2	PB_AS_ID	Address space id
152	(98)	CHARACTER	36	PB_LU62TKN	LU 6.2 token associated with the work request
188	(BC)	BITSTRING	4	PB_RSVD00BC	Reserved space
192	(C0)	CHARACTER	8	PB_ETOKEN	Enclave token
200	(C8)	CHARACTER	8	PB_BP_RESTKN	Buffer Pool resource token associated with the work request

Table 29. Structure PB (continued)

Offset Dec	Offset Hex	Type	Len	Name (Dim)	Description
208	(D0)	CHARACTER	8	PB_CF_RESTKN	Coupling Facility Structure resource token associated with the work request
216	(D8)	CHARACTER	32	PB_TRANS_TTOKEN	Transaction Trace Token
248	(F8)	CHARACTER	8	PB_FROM_SUBSYSNM	Subsystem name from where the request came in
<p>Any fields added prior to PB_CLEAR_LEN (and after PB_CLEAR_FLD) will be cleared by Initialize/Relate, while fields added after PB_CLEAR_LEN will NOT be cleared. If you are changing the length of PB_CLEAR, then read the Notes section in the prolog. @PWA0230</p> <p>PB_CLEAR_LEN EQU -PB_CLEAR_FLD - Length of section cleared</p> <p>ORG PB_CLEAR_FLD</p> <p>PB_CLEAR DS CL(PB_CLEAR_LEN) Area to be cleared for reuse</p> <p>PB Data Extension for EWLM (another 216 Bytes)</p> <p>This section is not eligible for sampling in IRASASRV</p>					
256	(100)	CHARACTER	256	PB_EWLM_DATA	
256	(100)	CHARACTER	64	PB_EWLM_PARENTCORRELATOR	
320	(140)	CHARACTER	64	PB_EWLM_CURRENTCORRELATOR	
384	(180)	CHARACTER	16	PB_EWLM_BLOCK_QUADWORD(0)	4 words on QuadWord boundary updated using CDSG
384	(180)	CHARACTER	8	PB_EWLM_LASTBLOCKTIMESTART	Time in STCK format when the PB was started to be blocked due to the invocation of IWMMSWCH or IWMMXFER FUNCTION=CONTINUE
392	(188)	CHARACTER	7	PB_EWLM_TOTALBLOCKTIME	Accumulated total block time for this PB. Value is expressed in MicroSeconds, and should be treated as an unsigned number of 7 Bytes
399	(18F)	BITSTRING	1	PB_EWLM_BLOCKCOUNT	Number of times this PB (work request) is blocked. Incremented for each block, decremented upon each unblocking operation
400	(190)	CHARACTER	8	PB_EWLM_XFER_START_TIME	
408	(198)	SIGNED	4	PB_EWLM_WORKREQ_STA	
412	(19C)	ADDRESS	1	PB_EWLM_REQUEST	
412	(19C)	X'1'	0	PB_EWLM_REQUEST_XFER_CONTINUE_NOSWITCH	"1"
412	(19C)	X'2'	0	PB_EWLM_REQUEST_XFER_CONTINUE_SECONDARY	"2"
412	(19C)	X'3'	0	PB_EWLM_REQUEST_XFER_RETURN_NOSWITCH	"3"
412	(19C)	X'4'	0	PB_EWLM_REQUEST_XFER_RETURN_SECONDARY	"4"
412	(19C)	X'B'	0	PB_EWLM_REQUEST_RELA_CREATE_NOSWITCH	"11"
412	(19C)	X'C'	0	PB_EWLM_REQUEST_RELA_CREATE_SECONDARY	"12"
412	(19C)	X'D'	0	PB_EWLM_REQUEST_RELA_CREATE_HOME	"13"
412	(19C)	X'E'	0	PB_EWLM_REQUEST_RELA_DELETE	"14"
412	(19C)	X'15'	0	PB_EWLM_REQUEST_INIT_RESET_PACORR	"21"

Table 29. Structure PB (continued)

Offset Dec	Offset Hex	Type	Len	Name (Dim)	Description
412	(19C)	X'16'	0	PB_EWLM_REQUEST_INIT_RESET_PACTKN	"22"
412	(19C)	X'1F'	0	PB_EWLM_REQUEST_SWITCH_CONTINUE	"31"
412	(19C)	X'20'	0	PB_EWLM_REQUEST_SWITCH_RETURN	"32"
412	(19C)	X'29'	0	PB_EWLM_REQUEST_IWM4MSTR	"41"
412	(19C)	X'33'	0	PB_EWLM_REQUEST_IWM4MUPD	"51"
412	(19C)	X'3D'	0	PB_EWLM_REQUEST_IWM4MSTO	"61"
412	(19C)	X'47'	0	PB_EWLM_REQUEST_IWM4MCHS_UNBLOCK	"71"
412	(19C)	X'48'	0	PB_EWLM_REQUEST_IWM4MCHS_BLOCK	"72"
412	(19C)	X'49'	0	PB_EWLM_REQUEST_IWM4MCHS_BLOCK_ASYNC	"73"
412	(19C)	X'29'	0	PB_EWLM_REQUEST_IWMMSTRT	"PB_EWLM_REQUEST_IWM4MSTR"
412	(19C)	X'33'	0	PB_EWLM_REQUEST_IWMMUPD	"PB_EWLM_REQUEST_IWM4MUPD"
412	(19C)	X'3D'	0	PB_EWLM_REQUEST_IWMMSTOP	"PB_EWLM_REQUEST_IWM4MSTO"
413	(19D)	CHARACTER	3	PB_RSVD019D	
416	(1A0)	CHARACTER	8	PB_EWLM_CUM_RESPTIME	
424	(1A8)	CHARACTER	8	PB_EWLM_CUM_QUEUEUTIME	
432	(1B0)	ADDRESS	4	PB_EWLM_PARMLIST	
436	(1B4)	CHARACTER	4	PB_RSVD01B4	
440	(1B8)	CHARACTER	20	PB_EWLM_MQ_P_CORR	topology of parent correlator
440	(1B8)	CHARACTER	8	PB_EWLM_MQ_P_APPLENV_ID	
448	(1C0)	CHARACTER	8	PB_EWLM_MQ_P_APPLINST_ID	
456	(1C8)	BITSTRING	2	PB_EWLM_MQ_P_PARENT_SYS_ID	
458	(1CA)	BITSTRING	2		reserved
460	(1CC)	CHARACTER	4	PB_RSVD01CC	
464	(1D0)	CHARACTER	8	PB_RSVD01D4	
472	(1D8)	BITSTRING	1	PB_EWLM_DATA_END(0)	
PB Extension for 64-Bit Support (40 Bytes) This section is eligible for sampling in IRASASRV					
472	(1D8)	CHARACTER	40	PBX	
472	(1D8)	BITSTRING	8	PBX_DEP_MONTKN	
472	(1D8)	ADDRESS	8	PBX_DEP_MONPTR	
480	(1E0)	BITSTRING	8	PBX_PARENT_MONTKN	
480	(1E0)	ADDRESS	8	PBX_PARENT_MONPTR	
488	(1E8)	BITSTRING	8	PBX_MIRROR_TKN	
488	(1E8)	ADDRESS	8	PBX_MIRROR_PTR	
496	(1F0)	BITSTRING	8	PBX_PARENT_MIRROR_TKN	
496	(1F0)	ADDRESS	8	PBX_PARENT_MIRROR_PTR	
504	(1F8)	BITSTRING	8	PBX_DEP_MIRROR_TKN	
504	(1F8)	ADDRESS	8	PBX_DEP_MIRROR_PTR	
512	(200)	BITSTRING	1	PBX_END(0)	

Table 29. Structure PB (continued)

Offset Dec	Offset Hex	Type	Len	Name (Dim)	Description
This section is not eligible for sampling in IRASASRV					
512	(200)	CHARACTER	256	PB_EWLM_MQ_PROCESSING_AREA	
512	(200)	CHARACTER	8	PB_EWLM_MQ_ARRIVALTIME	
520	(208)	CHARACTER	8	PB_EWLM_MQ_STARTTIME	
528	(210)	CHARACTER	64	PB_EWLM_MQ_CURRCORR	
592	(250)	CHARACTER	64	PB_EWLM_MQ_PARCORR	
656	(290)	CHARACTER	16	PB_EWLM_MQ_BLOCK_QUADWORD	
672	(2A0)	SIGNED	4	PB_EWLM_MQ_MSGS_SENT	
676	(2A4)	SIGNED	4	PB_EWLM_MQ_MSGS_RECEIVED	
680	(2A8)	SIGNED	4	PB_EWLM_MQ_ASYNC_BLOCKED	
684	(2AC)	SIGNED	4	PB_EWLM_MQ_TOTAL_BLOCKED	
688	(2B0)	SIGNED	4	PB_EWLM_MQ_FLAGS	
692	(2B4)	SIGNED	4	PB_EWLM_MQ_CORR_RECEIVED	
696	(2B8)	CHARACTER	72	PB_EWLM_MQ_C	
768	(300)	BITSTRING	1	PB_EWLM_MQ_PROCESSING_END(0)	
PB Extension Workarea for EWLM (another 384 Bytes) This section is not eligible for sampling in IRASASRV					
768	(300)	CHARACTER	384	PB_EWLM_WORK	
1152	(480)	BITSTRING	1	PB_EWLM_WORK_END(0)	

Table 30. Cross Reference for IWMPB

Name	Offset	Hex	Tag
PB	0		
PB_ABNORMAL_FLAGS	5C		
PB_ABNORMAL_LOCALMVS	5C		1
PB_ABNORMAL_SYSPLEX	5C		2
PB_ARRTIME	28		
PB_AS_ID	96		
PB_ASSOCIATE	5		40
PB_BP_RESTKN	C8		
PB_BPMGMT_ONLY	5		4
PB_CF_RESTKN	D0		
PB_CLEAR_FLD	20		
PB_CREATE	0		
PB_CURRENT_VERSION	4		8
PB_DEP_MIRROR_PTR	54		
PB_DEP_MIRROR_TKN	54		
PB_DEP_MONPTR	50		
PB_DEP_MONTKN	50		
PB_DEP_MONTKN_HIBIT	50		0



Table 30. Cross Reference for IWMPB (continued)

Name	Offset	Hex Tag
PB_DU	3C	
PB_DU_ASCB	38	
PB_DU_SRB	3C	1
PB_DURATION	44	C0
PB_DURATION_BEGIN_TO_END	44	80
PB_DURATION_EXECUTION	44	40
PB_ETOKEN	C0	
PB_EWLM_BLOCK_QUADWORD	180	
PB_EWLM_BLOCKCOUNT	18F	
PB_EWLM_CUM_QUEUE TIME	1A8	
PB_EWLM_CUM_RESPTIME	1A0	
PB_EWLM_CURRENTCORRELATOR	140	
PB_EWLM_DATA	100	
PB_EWLM_DATA_END	1D8	
PB_EWLM_ENABLED	5	20
PB_EWLM_EWLM_YES	5	8
PB_EWLM_LASTBLOCKTIMESTART	180	
PB_EWLM_MQ_ARRIVALTIME	200	
PB_EWLM_MQ_ASYNC_BLOCKED	2A8	
PB_EWLM_MQ_BLOCK_QUADWORD	290	
PB_EWLM_MQ_C	2B8	
PB_EWLM_MQ_CORR_RECEIVED	2B4	
PB_EWLM_MQ_CURRCORR	210	
PB_EWLM_MQ_FLAGS	2B0	
PB_EWLM_MQ_MSGS_RECEIVED	2A4	
PB_EWLM_MQ_MSGS_SENT	2A0	
PB_EWLM_MQ_P_APPL ENV_ID	1B8	
PB_EWLM_MQ_P_APPLINST_ID	1C0	
PB_EWLM_MQ_P_CORR	1B8	
PB_EWLM_MQ_P_PARENT_SYS_ID	1C8	
PB_EWLM_MQ_PARCORR	250	
PB_EWLM_MQ_PROCESSING_AREA	200	
PB_EWLM_MQ_PROCESSING_END	300	
PB_EWLM_MQ_STARTTIME	208	
PB_EWLM_MQ_TOTAL_BLOCKED	2AC	
PB_EWLM_PARENT_ENABLED	5	10
PB_EWLM_PARENTCORRELATOR	100	
PB_EWLM_PARMLIST	1B0	
PB_EWLM_REQUEST	19C	

Table 30. Cross Reference for IWMPB (continued)

Name	Offset	Hex Tag
PB_EWLM_REQUEST_INIT_RESET_PACORR	19C	15
PB_EWLM_REQUEST_INIT_RESET_PACTKN	19C	16
PB_EWLM_REQUEST_IWMMSTOP	19C	3D
PB_EWLM_REQUEST_IWMMSTRT	19C	29
PB_EWLM_REQUEST_IWMMUPD	19C	33
PB_EWLM_REQUEST_IWM4MCHS_BLOCK	19C	48
PB_EWLM_REQUEST_IWM4MCHS_BLOCK_ASYNC	19C	49
PB_EWLM_REQUEST_IWM4MCHS_UNBLOCK	19C	47
PB_EWLM_REQUEST_IWM4MSTO	19C	3D
PB_EWLM_REQUEST_IWM4MSTR	19C	29
PB_EWLM_REQUEST_IWM4MUPD	19C	33
PB_EWLM_REQUEST_RELA_CREATE_HOME	19C	D
PB_EWLM_REQUEST_RELA_CREATE_NOSWITCH	19C	B
PB_EWLM_REQUEST_RELA_CREATE_SECONDARY	19C	C
PB_EWLM_REQUEST_RELA_DELETE	19C	E
PB_EWLM_REQUEST_SWITCH_CONTINUE	19C	1F
PB_EWLM_REQUEST_SWITCH_RETURN	19C	20
PB_EWLM_REQUEST_XFER_CONTINUE_NOSWITCH	19C	1
PB_EWLM_REQUEST_XFER_CONTINUE_SECONDARY	19C	2
PB_EWLM_REQUEST_XFER_RETURN_NOSWITCH	19C	3
PB_EWLM_REQUEST_XFER_RETURN_SECONDARY	19C	4
PB_EWLM_TOTALBLOCKTIME	188	
PB_EWLM_WORK	300	
PB_EWLM_WORK_END	480	
PB_EWLM_WORKREQ_STA	198	
PB_EWLM_XFER_START_TIME	190	
PB_EXSTARTTIME	30	
PB_FLAGS	5	
PB_FLAGS_MASK	5	C0
PB_FROM_LOCALMVS	42	40
PB_FROM_NETWORK	42	10
PB_FROM_NONE	42	8
PB_FROM_SUBSYSNM	F8	
PB_FROM_SYSPLEX	42	20
PB_ID	0	
PB_ID_CONST	0	C24040
PB_ID_VERSION	0	
PB_INIT	42	80
PB_LU62FMT_FULL_LU_CC_36	94	4

Table 30. Cross Reference for IWMPB (continued)

Name	Offset	Hex Tag
PB_LU62FMT_FULL_LU_NO_CC_27	94	2
PB_LU62FMT_FULL_LU_0_CC_28	94	3
PB_LU62FMT_LU_NO_CC_27	94	1
PB_LU62FMT_OTHER	94	0
PB_LU62TKN	98	
PB_LU62TKN_FMT	94	
PB_MAX_LU62TKN_LEN	94	24
PB_MIRROR_PTR	14	
PB_MIRROR_TKN	14	
PB_MONENV_INFO	44	
PB_NEW_LENGTH	6	
PB_OWNER_DATA	20	
PB_OWNER_TKN	24	
PB_PARENT_HOME_ASID	4A	
PB_PARENT_MIRROR_PTR	4C	
PB_PARENT_MIRROR_TKN	4C	
PB_PARENT_MONPTR	48	
PB_PARENT_MONTKN	48	
PB_PARENT_MONTKN_HIBIT	48	0
PB_RELATE	42	1
PB_REPORT_ONLY	5	80
PB_RSVD00BC	BC	
PB_RSVD0018	18	
PB_RSVD0040	40	
PB_RSVD0045	45	
PB_RSVD0078	78	
PB_RSVD0091	91	
PB_RSVD0095	95	
PB_RSVD01B4	1B4	
PB_RSVD01CC	1CC	
PB_RSVD01D4	1D0	
PB_RSVD019D	19D	
PB_SC_TKN	58	
PB_SCOPE_SHARED	42	4
PB_SOURCELU	80	
PB_SRB_SAMEDU_NO	3C	1
PB_SRB_SAMEDU_YES	3C	3
PB_STATE	41	
PB_STATE_ACTIVE	41	1

Table 30. Cross Reference for IWMPB (continued)

Name	Offset	Hex Tag
PB_STATE_ACTIVE_APPL	41	4
PB_STATE_ACTIVE_SUBSYS	41	1
PB_STATE_FREE	41	0
PB_STATE_IDLE	41	3
PB_STATE_READY	41	2
PB_STATE_WAITING_BUFFER_POOL_CF	41	F2
PB_STATE_WAITING_BUFFER_POOL_CF_IO	41	F3
PB_STATE_WAITING_BUFFER_POOL_IO	41	F1
PB_STATE_WAITING_CF_IO	41	F4
PB_STATE_WAITING_CONV	41	F8
PB_STATE_WAITING_DISTRIB	41	F5
PB_STATE_WAITING_IO	41	FF
PB_STATE_WAITING_LATCH	41	F7
PB_STATE_WAITING_LOCK	41	FE
PB_STATE_WAITING_MISC	41	FD
PB_STATE_WAITING_OTHER_PRODUCT	41	FC
PB_STATE_WAITING_REG_THREAD	41	E2
PB_STATE_WAITING_REG_TO_WRKTB	41	E3
PB_STATE_WAITING_SESS_LOCALMVS	41	F9
PB_STATE_WAITING_SESS_NETWORK	41	FB
PB_STATE_WAITING_SESS_SYSPLEX	41	FA
PB_STATE_WAITING_SSL_THREAD	41	E1
PB_STATE_WAITING_TIMER	41	F6
PB_STATE_WAITING_TYPE1	41	D1
PB_STATE_WAITING_TYPE10	41	DA
PB_STATE_WAITING_TYPE11	41	DB
PB_STATE_WAITING_TYPE12	41	DC
PB_STATE_WAITING_TYPE13	41	DD
PB_STATE_WAITING_TYPE14	41	DE
PB_STATE_WAITING_TYPE15	41	DF
PB_STATE_WAITING_TYPE2	41	D2
PB_STATE_WAITING_TYPE3	41	D3
PB_STATE_WAITING_TYPE4	41	D4
PB_STATE_WAITING_TYPE5	41	D5
PB_STATE_WAITING_TYPE6	41	D6
PB_STATE_WAITING_TYPE7	41	D7
PB_STATE_WAITING_TYPE8	41	D8
PB_STATE_WAITING_TYPE9	41	D9
PB_SUBSYS_TYPE	8	

Table 30. Cross Reference for IWMPB (continued)

Name	Offset	Hex Tag
PB_SUBSYSNM	C	
PB_SWITCH_INFO	43	
PB_SWITCH_LOCALMVS	43	1
PB_SWITCH_NETWORK	43	3
PB_SWITCH_SYSPLEX	43	2
PB_TRANS_TTOKEN	D8	
PB_TRXCLASS	70	
PB_TRXNAME	68	
PB_USERID	60	
PB_VERSION	4	
PB_VERSION1	4	1
PB_VERSION2	4	2
PB_VERSION3	4	3
PB_VERSION4	4	4
PB_VERSION5	4	5
PB_VERSION6	4	6
PB_VERSION7	4	7
PB_VERSION8	4	8
PB_WORK_ATTRIBUTES	60	
PB_WORKDEF	42	
PBX	1D8	
PBX_DEP_MIRROR_PTR	1F8	
PBX_DEP_MIRROR_TKN	1F8	
PBX_DEP_MONPTR	1D8	
PBX_DEP_MONTKN	1D8	
PBX_END	200	
PBX_MIRROR_PTR	1E8	
PBX_MIRROR_TKN	1E8	
PBX_PARENT_MIRROR_PTR	1F0	
PBX_PARENT_MIRROR_TKN	1F0	
PBX_PARENT_MONPTR	1E0	
PBX_PARENT_MONTKN	1E0	

## IWMRENF1 information

### IWMRENF1 programming interface information

IWMRENF1 is a programming interface.

## IWMRENF1 heading information

**Common name:** ENF signal 41 qualifiers  
**Macro ID:** IWMRENF1  
**DSECT name:** WLMENF1  
**Owning component:** WLM (SCWLM)  
**Eye-catcher ID:** NONE  
**Storage attributes:** Subpool: Any  
 Key: 0  
 Residency: Above 16M line  
  
**Size:** 4 bytes  
**Created by:** Caller  
**Pointed to by:** N/A  
**Serialization:** None  
**Function:** Contains qualifiers for ENF signal 41

## IWMRENF1 mapping

Table 31. Structure WLMENF1

Offset Dec	Offset Hex	Type	Len	Name(Dim)	Description
0	(0)	STRUCTURE	0	WLMENF1	ENF signal 41 qualifiers
0	(0)	BITSTRING	1	WLME1	Byte 1
1	(1)	BITSTRING	1	WLME2	Byte 2
2	(2)	BITSTRING	1	WLME3	Byte 3
3	(3)	BITSTRING	1	WLME4	Byte 4
	....			WLMENF11	"X'80000000'" VARY WLM, POLICY= command issued in goal mode
	....			WLMENF12	"X'40000000'" VARY WLM, POLICY= command completed in goal mode
	....			WLMENF13	"X'20000000'" VARY WLM, POLICY= command failed in goal mode
3	(3)	BITSTRING	0	WLMENF21	"X'00800000'" VARY WLM, POLICY= command issued in compatibility mode
3	(3)	BITSTRING	0	WLMENF22	"X'00400000'" VARY WLM, POLICY= command completed in compatibility mode
3	(3)	BITSTRING	0	WLMENF23	"X'00200000'" VARY WLM, POLICY= command failed in compatibility mode
3	(3)	BITSTRING	0	WLMENF31	"X'00080000'" Workload Activity reporting failed and has begun recovery
3	(3)	BITSTRING	0	WLMENF32	"X'00040000'" Workload Activity reporting recovery was successful
3	(3)	BITSTRING	0	WLMENF33	"X'00020000'" Workload Activity reporting recovery was not successful
	1...			WLMENF41	"X'00000080'" Install of new service definition was successful

Table 32. Cross Reference for IWMRENF1

Name	Offset	Hex Tag
WLMENF1	0	
WLMENF11	3	0
WLMENF12	3	0
WLMENF13	3	0
WLMENF21	3	800000
WLMENF22	3	400000
WLMENF23	3	200000
WLMENF31	3	80000
WLMENF32	3	40000
WLMENF33	3	20000
WLMENF41	3	80
WLME1	0	
WLME2	1	
WLME3	2	
WLME4	3	

## IWMRENF2 information

### IWMRENF2 programming interface information

IWMRENF2 is a programming interface.

### IWMRENF2 heading information

<b>Common name:</b>	ENF signal 56 parameter list
<b>Macro ID:</b>	IWMRENF2
<b>DSECT name:</b>	WLMENF56
<b>Owning component:</b>	WLM (SCWLM)
<b>Eye-catcher ID:</b>	NONE
<b>Storage attributes:</b>	Key: 0 Residency: Above 16M line, in the private storage of the address space in which the listen exit receives control
<b>Size:</b>	See assembly listing WLMENF56 -- X'0054' bytes
<b>Created by:</b>	WLM
<b>Pointed to by:</b>	First word of the parameter list passed to the listen exit
<b>Serialization:</b>	None

**Function:**

Maps the parameter list passed to ENF listen exits that are listening for event code 56. @J00068C  
Only a subset of fields in the parameter list may contain valid information (see description of WLMENF56).

@J00068A

Qualifiers:

- WLMENF56\_Qual\_Reset:

A job has been successfully reset through the RESET operator command or via the IWMRESET-service.

- WLMENF56\_Qual\_EnclaveReset:

An enclave has been successfully reset via the IWMERES-service.

- WLMENF56\_Qual\_Queue\_Reg @J00068A

A batch queue for a service class should be registered using the IWMBREG service.

## IWMREN2 mapping

Table 33. Structure WLMENF56

Offset Dec	Offset Hex	Type	Len	Name(Dim)	Description
0	(0)	STRUCTURE	0	WLMENF56	ENF event 56 parameters
<p>The following table specifies the qualifiers a field in the parameter list is valid for:</p> <pre> Field-----Reset--EncReset--QueueReg WLMENF56_QUAL-----X-----X-----X--- WLMENF56_JOBNAME-----X-----X-----X--- WLMENF56_JOBID-----X-----X-----X--- WLMENF56_ENTRY_TIME-----X-----X-----X--- WLMENF56_ENTRY_DATE-----X-----X-----X--- WLMENF56_OPERATOR-----X-----X-----X--- WLMENF56_FLAGS-----X-----X-----X--- WLMENF56_Flags2-----X-----X-----X--- WLMENF56_Version-----X-----X-----X--- WLMENF56_OLDSRV-----X-----X-----X--- WLMENF56_NEWSRV-----X-----X-----X--- WLMENF56_STOKEN-----X-----X-----X--- WLMENF56_EnclaveToken-----X-----X-----X--- WLMENF56_EnclaveOwner-----X-----X-----X--- </pre>					
0	(0)	BITSTRING	4	WLMENF56_QUAL	Qualifier code - see below
4	(4)	CHARACTER	8	WLMENF56_JOBNAME	Name of job that was reset.
12	(C)	CHARACTER	8	WLMENF56_JOBID	JES job id of the job that was reset. Contains blanks if the job is not running under JES.
20	(14)	SIGNED	4	WLMENF56_ENTRY_TIME	Entry time in hundredths of a second since midnight. For a job, this is the program entry time or zero, if the job is not running under JES. For an enclave, this is the time the enclave was created.
24	(18)	CHARACTER	4	WLMENF56_ENTRY_DATE	Entry date in the form 0cyydddF. For a job, this is the program entry data or zero, if the job is not running under JES. For an enclave this is the date the enclave was created.
28	(1C)	CHARACTER	8	WLMENF56_OPERATOR	Operator ID that reset the job or enclave, if available
36	(24)	BITSTRING	1	WLMENF56_FLAGS	Indicators
Bit definitions:					
	1... ....			WLMENF56_SRVCLASS	"X'80'" The job's service class was reset
	.1.. ....			WLMENF56_PERFORM	"X'40'" Obsolete
	..1. ....			WLMENF56 QUIESCE	"X'20'" The job was quiesced



Table 33. Structure WLMENF56 (continued)

Offset Dec	Offset Hex	Type	Len	Name (Dim)	Description
		....1 ....		WLMENF56_RESUME	"X'10'" The job was resumed
		.... 1...		WLMENF56_ENCLAVESRVCLASS	"X'08'" The enclave service class was reset
		.... .1..		WLMENF56_ENCLAVEQUIESCE	"X'04'" The enclave was quiesced
		.... ..1.		WLMENF56_ENCLAVERESUME	"X'02'" The enclave was resumed
37	(25)	BITSTRING	1	WLMENF56_FLAGS2	Additional characteristics
Bit definitions:					
		1... ....		WLMENF56_INDEPENDENTENCLAVE	"X'80'" On = Original independent enclave
38	(26)	BITSTRING	1	WLMENF56_VERSION	Version. Zero represents initial version. Current version='02'x
39	(27)	CHARACTER	1	WLMENF56_RSV	Reserved for future use
40	(28)	CHARACTER	8	WLMENF56_OLDSRV	Service class name that was associated with the job or the enclave before it was reset.
48	(30)	CHARACTER	8	WLMENF56_NEWSRV	Service class that was assigned to the job or the enclave.
56	(38)	SIGNED	2	WLMENF56_OLDPGN	Obsolete
58	(3A)	SIGNED	2	WLMENF56_NEWPGN	Obsolete
60	(3C)	BITSTRING	8	WLMENF56_STOKEN	STOKEN of the address space in which the job is running.
68	(44)	CHARACTER	8	WLMENF56_ENCLAVETOKEN	Enclave token.
76	(4C)	CHARACTER	8	WLMENF56_ENCLAVEOWNER	Name of the address space that owns the enclave.
Version numbers					
76	(4C)	X'1'	0	WLMENF56_CURRENTVERSION	"1" Supports enclave reset
76	(4C)	X'2'	0	WLMENF56_CURRENTVERSION2	"2" Supports queue registration
Qualifier values					
		.... ....		WLMENF56_QUAL_RESET	"X'80000000'" A job was reset using the RESET system command or IWMRESET macro
		.... ....		WLMENF56_QUAL_ENCLAVERESET	"X'40000000'" An enclave was reset using the IWMERES-macro
		.... ....		WLMENF56_QUAL_QUEUE_REG	"X'20000000'" A batch queue for a service class should be registered using the IWMBREG service
76	(4C)	X'54'	0	WLMENF56_LEN	"*-WLMENF56"

Table 34. Cross Reference for IWMREN2

Name	Offset	Hex Tag
WLMENF56	0	
WLMENF56_CURRENTVERSION	4C	1
WLMENF56_CURRENTVERSION2	4C	2
WLMENF56_ENCLAVEOWNER	4C	
WLMENF56_ENCLAVEQUIESCE	24	4

Table 34. Cross Reference for IWMREN2 (continued)

Name	Offset	Hex Tag
WLMENF56_ENCLAVESUMMARY	24	2
WLMENF56_ENCLAVESRVCLASS	24	8
WLMENF56_ENCLAVETOKEN	44	
WLMENF56_ENTRY_DATE	18	
WLMENF56_ENTRY_TIME	14	
WLMENF56_FLAGS	24	
WLMENF56_FLAGS2	25	
WLMENF56_INDEPENDENTENCLAVE	25	80
WLMENF56_JOBID	C	
WLMENF56_JOBNAME	4	
WLMENF56_LEN	4C	54
WLMENF56_NEWPGN	3A	
WLMENF56_NEWSRV	30	
WLMENF56_OLDPGN	38	
WLMENF56_OLDSRV	28	
WLMENF56_OPERATOR	1C	
WLMENF56_PERFORM	24	40
WLMENF56_QUAL	0	
WLMENF56_QUAL_ENCLAVERESET	4C	0
WLMENF56_QUAL_QUEUE_REG	4C	0
WLMENF56_QUAL_RESET	4C	0
WLMENF56 QUIESCE	24	20
WLMENF56_RESUME	24	10
WLMENF56_RSV	27	
WLMENF56_SRVCLASS	24	80
WLMENF56_STOKEN	3C	
WLMENF56_VERSION	26	

## IWMSEVRD information

### IWMSEVRD programming interface information

IWMSEVRD is a programming interface.

### IWMSEVRD heading information

<b>Common name:</b>	WLM Service Definition mapping
<b>Macro ID:</b>	IWMSEVRD
<b>DSECT name:</b>	SERVDHDR
<b>Owning component:</b>	Workload Manager (SCWLM)

**Eye-catcher ID:** 'SERVD '  
Offset: 0  
Length: CHAR(6)

**Storage attributes:** Subpool: Any  
Key: 0  
Residency: Above 16M line

**Size:** Determined at run time

**Created by:** Caller

**Pointed to by:** IWMDINST, IWMDEXTR parameter lists

**Serialization:** None

**Function:** Contains service definition information for use in the IWMDINST and IWMDEXTR services

## IWMSERVD mapping

Table 35. Structure SERVDHDR

Offset Dec	Offset Hex	Type	Len	Name (Dim)	Description
0	(0)	STRUCTURE	0	SERVDHDR	
0	(0)	CHARACTER	6	SERVD_EYECATCHER	Eyecatcher is SERVD
6	(6)	BITSTRING	1	SERVD_VERSION	WLM version number
7	(7)	BITSTRING	1		Reserved
8	(8)	SIGNED	2	SERVD_HDR_SIZE	Size in bytes of header section
10	(A)	SIGNED	2		Reserved
12	(C)	SIGNED	4	SERVD_SIZE	Size in bytes of the whole SERVD structure - including the header and each of SVDEF, SVDCR, SVNPA, SVAEA, SVSEA
16	(10)	SIGNED	4	SERVD_SVDEF_OFF	Offset of SVDEF
20	(14)	SIGNED	4	SERVD_SVDCR_OFF	Offset of SVDCR
24	(18)	SIGNED	4	SERVD_SVNPA_OFF	Offset of SVNPA
28	(1C)	SIGNED	4	SERVD_SVAEA_OFF	Offset of SVAEA
32	(20)	SIGNED	4	SERVD_SVSEA_OFF	Offset of SVSEA
36	(24)	CHARACTER	28		Stay on doubleward boundary
Constants					
36	(24)	X'1'	0	SERVD_VER520	"1" SERVD version indicating MVS SP 5.2.0
36	(24)	X'3'	0	SERVD_VER530	"3" SERVD version indicating OS/390 V1R1
36	(24)	X'4'	0	SERVD_VER604	"4" SERVD version indicating OS/390 V1R4
36	(24)	X'4'	0	SERVD_CURRENT_VER	"4" Current WLM version
36	(24)	X'40'	0	SERVDHDR_LEN	"*-SERVDHDR"

Table 36. Cross Reference for IWMSERVD

Name	Offset	Hex Tag
SERVD_CURRENT_VER	24	4
SERVD_EYECATCHER	0	

Table 36. Cross Reference for IWMSEVD (continued)

Name	Offset	Hex Tag
SERVD_HDR_SIZE	8	
SERVD_SIZE	C	
SERVD_SVAEA_OFF	1C	
SERVD_SVDCR_OFF	14	
SERVD_SVDEF_OFF	10	
SERVD_SVNPA_OFF	18	
SERVD_SVSEA_OFF	20	
SERVD_VERSION	6	
SERVD_VER520	24	1
SERVD_VER530	24	3
SERVD_VER604	24	4
SERVDHDR	0	
SERVDHDR_LEN	24	40

## IWMSET information

### IWMSET programming interface information

The following fields are **NOT** programming interface information:

- SET\_RES\_FLAG1
- SET\_SES\_FLAG2

### IWMSET heading information

<b>Common name:</b>	WLM Scheduling Environments Table
<b>Macro ID:</b>	IWMSET
<b>DSECT name:</b>	SET SETSE SETSR SETRE SETSYS SETSYH SETSES SETRES
<b>Owning component:</b>	Workload Manager (SCWLM)
<b>Eye-catcher ID:</b>	IWMSET Offset: 0 Length: 8
<b>Storage attributes:</b>	Subpool: Any Key: Any Residency: Anywhere
<b>Size:</b>	Determined at run time SETHDR -- X'0064' bytes SETSE -- X'0048' bytes SETSR -- X'0024' bytes SETRE -- X'0038' bytes SETSYS -- X'0014' bytes SETSYH -- X'0050' bytes SETSES -- X'0010' bytes SETRES -- X'0010' bytes

**Created by:** Caller of the IWMSEQRY service

**Pointed to by:** ANSAREA parameter of the IWMSEQRY service

**Serialization:** None

**Function:** Describes scheduling environments, resources, and their status on each system in a sysplex.

## IWMSET mapping

Table 37. Structure SETHDR

Offset Dec	Offset Hex	Type	Len	Name (Dim)	Description
0	(0)	STRUCTURE	0	SETHDR	
0	(0)	CHARACTER	8	SET_HDR_EYECATCHER	IWMSET.29: Eye catcher
8	(8)	BITSTRING	1	SET_HDR_WLM_VERSION_NUMBER	IWMSET.41: Version number of SET
9	(9)	BITSTRING	1	SET_HDR_RESERVED1	IWMSET.1180: Reserved
10	(A)	SIGNED	2	SET_HDR_SIZE_OF_HEADER	IWMSET.75: Size of this header section
12	(C)	SIGNED	4	SET_HDR_SIZE_OF_WHOLE_SET	IWMSET.63: Size of the whole scheduling environment table, not including any system status areas
16	(10)	BITSTRING	8	SET_HDR_TOD_VALUE	IWMSET.67: Time/date (STCK format) that the service definition was installed. The value matches field SVPOLTDI in IWMSVPOL.
24	(18)	SIGNED	4	SET_HDR_SIZE_OF_A_SYS_STATUS_AREA	IWMSET.54: Size of each system status area
28	(1C)	SIGNED	4	SET_HDR_RESERVED	IWMSET.176: Reserved
60	(3C)	CHARACTER	40	SET_HDR_OFFSETS	IWMSET.61: SET section offsets area
60	(3C)	CHARACTER	8	SET_HDR_SE_SECTION	IWMSET.48: Scheduling environment section
60	(3C)	SIGNED	4	SET_OFFSET_SE	IWMSET.38: Offset of scheduling environment section (SETSE)
64	(40)	SIGNED	2	SET_NUMBER_SE	IWMSET.892: Number of scheduling environment entries
66	(42)	SIGNED	2	SET_SIZE_SE	IWMSET.898: Size of a scheduling environment entry
68	(44)	CHARACTER	8	SET_HDR_SR_SECTION	IWMSET.904: Scheduling environment- / resource relationships section
68	(44)	SIGNED	4	SET_OFFSET_SR	IWMSET.907: Offset of scheduling environment- /resource relationship section (SETSR)
72	(48)	SIGNED	2	SET_NUMBER_SR	IWMSET.913: Number of scheduling environment- /resource relationship entries
74	(4A)	SIGNED	2	SET_SIZE_SR	IWMSET.919: Size of a scheduling environment- /resource relationship entry
76	(4C)	CHARACTER	8	SET_HDR_RE_SECTION	IWMSET.925: Resource section
76	(4C)	SIGNED	4	SET_OFFSET_RE	IWMSET.928: Offset of resource section (SETRE)
80	(50)	SIGNED	2	SET_NUMBER_RE	IWMSET.934: Number of resource entries
82	(52)	SIGNED	2	SET_SIZE_RE	IWMSET.940: Size of a resource entry
84	(54)	CHARACTER	8	SET_HDR_SYS_SECTION	IWMSET.947: System section

Table 37. Structure SETHDR (continued)

Offset Dec	Offset Hex	Type	Len	Name (Dim)	Description
84	(54)	SIGNED	4	SET_OFFSET_SYS	IWMSET.950: Offset of system section (SETSYS)
88	(58)	SIGNED	2	SET_NUMBER_SYS	IWMSET.956: Number of system entries
90	(5A)	SIGNED	2	SET_SIZE_SYS	IWMSET.962: Size of a system entry
92	(5C)	CHARACTER	8	SET_HDR_RESERVED_SECTION	IWMSET.969: Reserved slots
92	(5C)	SIGNED	4	SET_OFFSET_RESERVED	IWMSET.972: Reserved offset
96	(60)	SIGNED	2	SET_NUMBER_RESERVED	IWMSET.978: Reserved number
98	(62)	SIGNED	2	SET_SIZE_RESERVED	IWMSET.984: Reserved size
98	(62)	X'64'	0	SETHDR_LEN	"*-SETHDR"

Table 38. Structure SETSE

Offset Dec	Offset Hex	Type	Len	Name (Dim)	Description
0	(0)	STRUCTURE	0	SETSE	
0	(0)	CHARACTER	56	SET_SE_DEFINITION	IWMSET.332: SE definition
0	(0)	CHARACTER	16	SET_SE_SCHENV_NAME	IWMSET.336: Scheduling environment name
16	(10)	CHARACTER	32	SET_SE_DESCRIPTION	IWMSET.288: Scheduling environment description
48	(30)	CHARACTER	8	SET_SE_RESERVED_DEFINITION	IWMSET.354: Reserved
56	(38)	CHARACTER	16	SET_SE_OFFSETS	IWMSET.365: SE offsets
56	(38)	SIGNED	4	SET_SE_SR_OFFSET	IWMSET.372: Offset of the first scheduling environment- /resource relationship entry for this scheduling environment from the beginning of the SET
60	(3C)	SIGNED	4	SET_SE_SR_COUNT	IWMSET.378: Number of scheduling environment- /resource relationship entries for this scheduling environment
64	(40)	SIGNED	4	SET_SE_OFFSETS_RESERVED	IWMSET.1143: SE reserved offsets
72	(48)	X'48'	0	SETSE_LEN	"*-SETSE"

Table 39. Structure SETSR

Offset Dec	Offset Hex	Type	Len	Name (Dim)	Description
0	(0)	STRUCTURE	0	SETSR	
0	(0)	CHARACTER	20	SET_SR_DEFINITION	IWMSET.401: Definition section
0	(0)	SIGNED	4	SET_SR_SE_INDEX	IWMSET.807: Index of the scheduling environment entry within the SET SE section
4	(4)	SIGNED	4	SET_SR_SE_OFFSET	IWMSET.396: Offset of the scheduling environment entry from the beginning of the SET
8	(8)	BITSTRING	1	SET_SR_FLAG1	IWMSET.313: Flags
Bit definitions:					
		1... ....		SET_SR_LAST_ONE_FOR_SE	"X'80'" IWMSET.319: Indicates this is the last SR entry for a scheduling environment

Table 39. Structure SETSR (continued)

Offset Dec	Offset Hex	Type	Len	Name (Dim)	Description
IWMSET.1382: The SET_SR_RESOURCE_STATE and SET_RES_STATE fields are checked for being equal during WLMSET recalibration process. If these fields are found different then we know we have the SR desired state not matched (therefore unavailable).					
9	(9)	BITSTRING	1	SET_SR_RESOURCE_STATE	IWMSET.840: Required state of the resource for the scheduling environment to be available
10	(A)	CHARACTER	1	SET_SR_RESERVED_DEFINITION1	IWMSET.408: SR section reserved
12	(C)	CHARACTER	8	SET_SR_RESERVED_DEFINITION2	IWMSET.1240: Reserved
20	(14)	CHARACTER	16	SET_SR_OFFSETS	IWMSET.427: SR offsets section
20	(14)	SIGNED	4	SET_SR_RE_INDEX	IWMSET.885: Index of the resource entry within the SETRE section
24	(18)	SIGNED	4	SET_SR_RE_OFFSET	IWMSET.435: Offset of the resource entry from the beginning of the SET
28	(1C)	SIGNED	4	SET_SR_OFFSETS_RESERVED	IWMSET.442: SR reserved offsets
36	(24)	X'24'	0	SETSR_LEN	"*-SETSR"

Table 40. Structure SETRE

Offset Dec	Offset Hex	Type	Len	Name (Dim)	Description
0	(0)	STRUCTURE	0	SETRE	
0	(0)	CHARACTER	56	SET_RE_DEFINITION	IWMSET.476: RE definition
0	(0)	CHARACTER	16	SET_RE_RESOURCE_NAME	IWMSET.484: Resource name
16	(10)	CHARACTER	32	SET_RE_RESOURCE_DESCRIPTION	IWMSET.490: Resource description
48	(30)	CHARACTER	8	SET_RE_RESERVED_DEFINITION	IWMSET.502: Reserved
48	(30)	X'38'	0	SETRE_LEN	"*-SETRE"

Table 41. Structure SETSYS

Offset Dec	Offset Hex	Type	Len	Name (Dim)	Description
0	(0)	STRUCTURE	0	SETSYS	
IWMSET.1155: The first entry in the systems section of the SET represents the current systems information. Subsequent entries from the first entry are created whenever we get topology information from those systems.					
0	(0)	CHARACTER	12	SET_SYS_DEFINITION	IWMSET.536: SYS definition
0	(0)	CHARACTER	8	SET_SYS_NAME	IWMSET.544: System name. If this field contains binary zeroes, this is an unused entry that contains no status information.
8	(8)	CHARACTER	4	SET_SYS_RESERVED_DEFINITION	IWMSET.550: Reserved

Table 41. Structure SETSYS (continued)

Offset Dec	Offset Hex	Type	Len	Name (Dim)	Description
12	(C)	SIGNED	4	SET_SYS_OFFSET_SYH	IWMSET.568: Offset to the system status header (SETSYH) for this system, if there is a system name in the SET_SYS_NAME field. Internal information: This field is only maintained in the IWMSEQRY (IWMS4QRY) service. WLM intern we should continue touse the SET_SYS_STATUS_PTR instead.
16	(10)	ADDRESS	4	SET_SYS_STATUS_PTR	IWMSET.1230: Address of the system status header (SETSYH) for this system, if there is a system name in the SET_SYS_NAME field
16	(10)	X'14'	0	SETSYS_LEN	"*-SETSYS"

Table 42. Structure SETSYH

Offset Dec	Offset Hex	Type	Len	Name (Dim)	Description
0	(0)	STRUCTURE	0	SETSYH	
IWMSET.184: This section is used in the SYSPLEX_TOPOLOGY_REQUEST data (includes a SERB prefix) that is sent to other systems in the sysplex. Since this section is used in the data sent to other systems one cannot add fields in the middle of this structure. One must add the fields at the end for the next release because the structure must remain downwardly compatible.					
0	(0)	CHARACTER	8	SET_SYS_HDR_EYECATCHER	IWMSET.846: Eye catcher
8	(8)	CHARACTER	32	SET_SYS_HDR_CONTROL	IWMSET.611: System status header control information
8	(8)	BITSTRING	8	SET_SYS_HDR_TOD_VALUE	IWMSET.234: Time stamp of when the service number definition was installed. This is a copy of the SET_HDR_TOD_VALUE
IWMSET.777: INTERNAL COMMENTS: We use the SET_SYS_HDR_MODIFIED as part of action and topology processing so that another system can determine if a request is old or not. When another system gets an action or topology request if this value is older than that system's current value then the request is ignored. See the WLM SE action and topology processor for details on how this field is used.					
16	(10)	BITSTRING	8	SET_SYS_HDR_MODIFIED	IWMSET.1165: A time stamp for the most recent modification to status information in a SETSES or SETRES entry
24	(18)	BITSTRING	1	SET_SYS_HDR_WLM_VERSION_NUMBER	IWMSET.318: Version number of system status header
25	(19)	BITSTRING	1	SET_SYS_HDR_CONTROL_RESERVED	IWMSET.1171: Reserved
26	(1A)	SIGNED	2	SET_SYS_HDR_SIZE_OF_HEADER	IWMSET.242: Size of the system status header
28	(1C)	SIGNED	4	SET_SYS_HDR_WHOLE_SIZE	IWMSET.292: Size of the system status area including this header, all SETSES entries and all SETRES entries
32	(20)	SIGNED	4	SET_SYS_HDR_CONTROL_RESERVED2	IWMSET.619: Reserved
40	(28)	CHARACTER	24	SET_SYS_HDR_OFFSETS_AREA	IWMSET.629: System status header offsets area



Table 42. Structure SETSYH (continued)

Offset Dec	Offset Hex	Type	Len	Name (Dim)	Description
40	(28)	CHARACTER	8	SET_SYS_HDR_SES_SECTION	IWMSET.637: Scheduling environment status section
40	(28)	SIGNED	4	SET_OFFSET_SES	IWMSET.640: Offset of the scheduling environment status section (SETSES)
44	(2C)	SIGNED	2	SET_NUMBER_SES	IWMSET.646: Number of scheduling environment status entries
46	(2E)	SIGNED	2	SET_SIZE_SES	IWMSET.652: Size of a scheduling environment status entry
48	(30)	CHARACTER	8	SET_SYS_HDR_RES_SECTION	IWMSET.658: Resource status section
48	(30)	SIGNED	4	SET_OFFSET_RES	IWMSET.661: Offset of the resource status entries (SETRES)
52	(34)	SIGNED	2	SET_NUMBER_RES	IWMSET.667: Number of resource status entries
54	(36)	SIGNED	2	SET_SIZE_RES	IWMSET.673: Size of a resource status entry
56	(38)	CHARACTER	8	SET_SYS_HDR_RESERVED_SECTION	IWMSET.680: Reserved slots
56	(38)	SIGNED	4	SET_OFFSET_RESERVED1	IWMSET.683: Reserved offset
60	(3C)	SIGNED	2	SET_NUMBER_RESERVED1	IWMSET.689: Reserved number
62	(3E)	SIGNED	2	SET_SIZE_RESERVED1	IWMSET.695: Reserved size
64	(40)	SIGNED	4	SET_SYS_HDR_RESERVED	IWMSET.1044: Reserved
80	(50)	X'50'	0	SETSYH_LEN	"*-SETSYH"

Table 43. Structure SETSES

Offset Dec	Offset Hex	Type	Len	Name (Dim)	Description
0	(0)	STRUCTURE	0	SETSES	
IWMSET.1117: This section is used in the SYSPLEX_TOPOLOGY_REQUEST data (includes a SERB prefix) that is sent to other systems in the sysplex. Since this section is used in the data sent to other systems one cannot add fields in the middle of this structure. One must add the fields at the end for the next release because the structure must remain downwardly compatible.					
0	(0)	CHARACTER	4	SET_SES_DEFINITION	IWMSET.745: SES definition
0	(0)	SIGNED	4	SET_SES_SE_INDEX	IWMSET.753: Index of the scheduling environment entry within the SETSE section of the definition area. SETSES entries correspond positionally to SETSE entries (for example the third SETSES entry corresponds to the third SETSE entry). The index is here primarily as a debugging aid, such as to detect an overlay.
4	(4)	CHARACTER	12	SET_SES_STATUS	IWMSET.1241: SES status
4	(4)	BITSTRING	1	SET_SES_FLAG1	IWMSET.759: Flag 1
Bit definitions:					
		1... ....		SET_SES_AVAILABLE	"X'80'" IWMSET.765: Indicates the scheduling environment is available
5	(5)	BITSTRING	1	SET_SES_FLAG2	IWMSET.350: Flag 2

Table 43. Structure SETSES (continued)

Offset Dec	Offset Hex	Type	Len	Name(Dim)	Description
<p>IWMSET.498:  A scheduling environment can exist in one of two states. It is either available or NOT available. The following explains:  - available represents a condition where all the resources for a scheduling environment have there desired state met  - NOT available represents a condition where one or more resources for a scheduling environment DO NOT have there desired state met  Now a system can have a scheduling environment move between the available and NOT available condition causing work to be able to run or NOT run. The SET_RES_REQUIRES_ENF or SET_RES_REQUIRES_REC_ENF is set during a change in the SET_SES_AVAILABLE status (from on to off or vice versa) then we must notify other subsystems about the change.  This allows the other systems to recalibrate any data or masks that they may have made with the older status. For example, if JES2 created a resource affinity mask and the scheduling environment was NOT available then the job will not be run. However, if the situations changed where the scheduling environment became available (SET_SES_AVAILABLE on) then we would notify JES2 (IWMS4ACP finds SET_SES_REQUIRED_ENF on) and this would allow JES2 to recalibrate jobs that use the scheduling environment that changed.  Now why have the SET_RES_REQUIRES_REC_ENF. This indicator differs from SET_RES_REQUIRES_ENF because we set it during recovery processing. Normally things should be in sync while we do action processing. However, if RESYNC processing or TOPOLOGY processing finds information out of sync the</p>					
<p>SET_RES_REQUIRES_REC_ENF is set which tells the subsystem that they have to recalibrate no matter what.  Bit definitions:</p>					
	1... ....			SET_SES_REQUIRES_ENF	"X'80'" IWMSET.1270: The scheduling environment has had its status changed (either SET_SES_AVAILABLE was set or reset) and we must notify any users interested in scheduling environments via ENF 57
	.1.. ....			SET_SES_REQUIRES_REC_ENF	"X'40'" IWMSET.730: The scheduling environment has had its status changed. Similar to SET_SES_REQUIRES_ENF but set in WLM recovery paths.
6	(6)	BITSTRING	2	SET_SES_RESERVED	IWMSET.771: Reserved
8	(8)	CHARACTER	8	SET_SES_RESERVED_DEFINITION	IWMSET.780: Reserved
8	(8)	X'10'	0	SETSES_LEN	"*-SETSES"

Table 44. Structure SETRES

Offset Dec	Offset Hex	Type	Len	Name(Dim)	Description
0	(0)	STRUCTURE	0	SETRES	
<p>IWMSET.1130: This section is used in the SYSPLEX_TOPOLOGY_REQUEST data (includes a SERB prefix) that is sent to other systems in the sysplex. Since this section is used in the data sent to other systems one cannot add fields in the middle of this structure. One must add the fields at the end for the next release because the structure must remain downwardly compatible.</p>					
0	(0)	CHARACTER	4	SET_RES_DEFINITION	IWMSET.815: RES definition

Table 44. Structure SETRES (continued)

Offset Dec	Offset Hex	Type	Len	Name (Dim)	Description
0	(0)	SIGNED	4	SET_RES_RE_INDEX	IWMSET.823: Index of the resource entry within the SETRE section of the definition area. SETRES entries correspond positionally to SETRE entries (for example the fourth SETRES entry corresponds to the fourth SETRE entry). The index is here primarily as a debugging aid, such as to detect an overlay.
4	(4)	CHARACTER	12	SET_RES_STATUS	IWMSET.415: RES status
IWMSET.1438: The SET_RES_STATE and SET_SR_RESOURCE_STATE fields are checked for being equal during WLMSET recalibration process. If these fields are found different then we know we have the SR desired state not matched (therefore unavailable).					
4	(4)	BITSTRING	1	SET_RES_STATE	IWMSET.829: Current state of the resource
5	(5)	BITSTRING	1	SET_RES_FLAG1	IWMSET.853: Flag 1
Bit definitions:					
1... .... SET_RES_MODIFICATION_IN_PROGRESS					
					"X'80'" IWMSET.1351: Indicates that a F WLM,RESOURCE or IWMSESET request is in progress
6	(6)	BITSTRING	2	SET_RES_RESERVED	IWMSET.1005: Reserved
8	(8)	CHARACTER	8	SET_RES_RESERVED_DEFINITION	IWMSET.862: Reserved
IWMSET.102: SET eyecatcher - 'IWMSET'					
8	(8)	X'4'	0	IWMSET_LEVEL004	"4"
IWMSET.120: WLM JBB6604 version					
8	(8)	X'4'	0	IWMSET_VER604	"4"
IWMSET.129: Current version level used when checking functionality within WLM product					
8	(8)	X'4'	0	IWMSET_CURRENT_VER	"4"
IWMSET.601: SET_SR_RESOURCE_STATE that indicates resource is desired to be ON					
8	(8)	X'4'	0	SET_SR_ON	"4"
IWMSET.1394: SET_RES_STATE that indicates resource is ON					
8	(8)	X'4'	0	SET_RES_ON	"4"
IWMSET.1371: SET_SR_RESOURCE_STATE that indicates resource is desired to be OFF					
8	(8)	X'8'	0	SET_SR_OFF	"8"
IWMSET.1403: SET_RES_STATE that indicates resource is OFF					
8	(8)	X'8'	0	SET_RES_OFF	"8"

Table 44. Structure SETRES (continued)

Offset Dec	Offset Hex	Type	Len	Name (Dim)	Description
IWMSET.1390: SET_SR_RESOURCE_STATE that is reserved					
8	(8) X'C'		0	SET_SR_RESERVED	"12"
IWMSET.1357: SET_RES_STATE that indicates resource is RESET					
8	(8) X'C'		0	SET_RES_RESET	"12"
8	(8) X'10'		0	SETRES_LEN	"*-SETRES"

Table 45. Cross Reference for IWMSET

Name	Offset	Hex Tag
IWMSET_CURRENT_VER	8	4
IWMSET_LEVEL004	8	4
IWMSET_VER604	8	4
SET_HDR_EYECATCHER	0	
SET_HDR_OFFSETS	3C	
SET_HDR_RE_SECTION	4C	
SET_HDR_RESERVED	1C	
SET_HDR_RESERVED_SECTION	5C	
SET_HDR_RESERVED1	9	
SET_HDR_SE_SECTION	3C	
SET_HDR_SIZE_OF_A_SYS_STATUS_AREA	18	
SET_HDR_SIZE_OF_HEADER	A	
SET_HDR_SIZE_OF_WHOLE_SET	C	
SET_HDR_SR_SECTION	44	
SET_HDR_SYS_SECTION	54	
SET_HDR_TOD_VALUE	10	
SET_HDR_WLM_VERSION_NUMBER	8	
SET_NUMBER_RE	50	
SET_NUMBER_RES	34	
SET_NUMBER_RESERVED	60	
SET_NUMBER_RESERVED1	3C	
SET_NUMBER_SE	40	
SET_NUMBER_SES	2C	
SET_NUMBER_SR	48	
SET_NUMBER_SYS	58	
SET_OFFSET_RE	4C	
SET_OFFSET_RES	30	
SET_OFFSET_RESERVED	5C	
SET_OFFSET_RESERVED1	38	
SET_OFFSET_SE	3C	

Table 45. Cross Reference for IWMSET (continued)

Name	Offset	Hex Tag
SET_OFFSET_SES	28	
SET_OFFSET_SR	44	
SET_OFFSET_SYS	54	
SET_RE_DEFINITION	0	
SET_RE_RESERVED_DEFINITION	30	
SET_RE_RESOURCE_DESCRIPTION	10	
SET_RE_RESOURCE_NAME	0	
SET_RES_DEFINITION	0	
SET_RES_FLAG1	5	
SET_RES_MODIFICATION_IN_PROGRESS	5	80
SET_RES_OFF	8	8
SET_RES_ON	8	4
SET_RES_RE_INDEX	0	
SET_RES_RESERVED	6	
SET_RES_RESERVED_DEFINITION	8	
SET_RES_RESET	8	C
SET_RES_STATE	4	
SET_RES_STATUS	4	
SET_SE_DEFINITION	0	
SET_SE_DESCRIPTION	10	
SET_SE_OFFSETS	38	
SET_SE_OFFSETS_RESERVED	40	
SET_SE_RESERVED_DEFINITION	30	
SET_SE_SCHENV_NAME	0	
SET_SE_SR_COUNT	3C	
SET_SE_SR_OFFSET	38	
SET_SES_AVAILABLE	4	80
SET_SES_DEFINITION	0	
SET_SES_FLAG1	4	
SET_SES_FLAG2	5	
SET_SES_REQUIRES_ENF	5	80
SET_SES_REQUIRES_REC_ENF	5	40
SET_SES_RESERVED	6	
SET_SES_RESERVED_DEFINITION	8	
SET_SES_SE_INDEX	0	
SET_SES_STATUS	4	
SET_SIZE_RE	52	
SET_SIZE_RES	36	
SET_SIZE_RESERVED	62	

Table 45. Cross Reference for IWMSET (continued)

Name	Offset	Hex Tag
SET_SIZE_RESERVED1	3E	
SET_SIZE_SE	42	
SET_SIZE_SES	2E	
SET_SIZE_SR	4A	
SET_SIZE_SYS	5A	
SET_SR_DEFINITION	0	
SET_SR_FLAG1	8	
SET_SR_LAST_ONE_FOR_SE	8	80
SET_SR_OFF	8	8
SET_SR_OFFSETS	14	
SET_SR_OFFSETS_RESERVED	1C	
SET_SR_ON	8	4
SET_SR_RE_INDEX	14	
SET_SR_RE_OFFSET	18	
SET_SR_RESERVED	8	C
SET_SR_RESERVED_DEFINITION1	A	
SET_SR_RESERVED_DEFINITION2	C	
SET_SR_RESOURCE_STATE	9	
SET_SR_SE_INDEX	0	
SET_SR_SE_OFFSET	4	
SET_SYS_DEFINITION	0	
SET_SYS_HDR_CONTROL	8	
SET_SYS_HDR_CONTROL_RESERVED	19	
SET_SYS_HDR_CONTROL_RESERVED2	20	
SET_SYS_HDR_EYECATCHER	0	
SET_SYS_HDR_MODIFIED	10	
SET_SYS_HDR_OFFSETS_AREA	28	
SET_SYS_HDR_RES_SECTION	30	
SET_SYS_HDR_RESERVED	40	
SET_SYS_HDR_RESERVED_SECTION	38	
SET_SYS_HDR_SES_SECTION	28	
SET_SYS_HDR_SIZE_OF_HEADER	1A	
SET_SYS_HDR_TOD_VALUE	8	
SET_SYS_HDR_WHOLE_SIZE	1C	
SET_SYS_HDR_WLM_VERSION_NUMBER	18	
SET_SYS_NAME	0	
SET_SYS_OFFSET_SYH	C	
SET_SYS_RESERVED_DEFINITION	8	
SET_SYS_STATUS_PTR	10	

Table 45. Cross Reference for IWMSET (continued)

Name	Offset	Hex Tag
SETHDR	0	
SETHDR_LEN	62	64
SETRE	0	
SETRE_LEN	30	38
SETRES	0	
SETRES_LEN	8	10
SETSE	0	
SETSE_LEN	48	48
SETSES	0	
SETSES_LEN	8	10
SETSR	0	
SETSR_LEN	24	24
SETSYH	0	
SETSYH_LEN	50	50
SETSYS	0	
SETSYS_LEN	10	14

## IWMSVAEA information

### IWMSVAEA programming interface information

IWMSVAEA is a programming interface.

### IWMSVAEA heading information

<b>Common name:</b>	WLM Service Definition Application Environment mapping
<b>Macro ID:</b>	IWMSVAEA
<b>DSECT name:</b>	SVAEAHDR SVAEAAE SVAEAEXT
<b>Owning component:</b>	Workload Manager (SCWLM)
<b>Eye-catcher ID:</b>	SVAE Offset: 0 Length: CHAR(4)
<b>Storage attributes:</b>	Subpool: Any Key: Any Residency: Above 16M line
<b>Size:</b>	Determined at run time SVAEAHDR -- X'0070' bytes SVAEAAE -- X'00E4' bytes SVAEAEXT -- X'0030' bytes
<b>Created by:</b>	Caller
<b>Pointed to by:</b>	Offset within SERVD (IWMSERVD) mapping

**Serialization:** None

**Function:** Contains service definition application environment information.

## IWMSVAEA mapping

Table 46. Structure SVAEAHDR

Offset Dec	Offset Hex	Type	Len	Name (Dim)	Description
0	(0)	STRUCTURE	0	SVAEAHDR	
0	(0)	CHARACTER	4	SVAEA_EYECATCHER	IWMSVAEA.13: Eye catcher for SVAEA - SVAE
4	(4)	BITSTRING	1	SVAEA_FUNCTIONALITY_LEVEL	IWMSVAEA.19: Functionality level of the SVAEA. The functionality level defines the highest level of WLM function that exists in the SVAEA
5	(5)	BITSTRING	1	SVAEA_WLM_VERSION_NUMBER	IWMSVAEA.25: WLM version number
6	(6)	SIGNED	2	SVAEA_SIZE_OF_HEADER	IWMSVAEA.31: Size of header section
8	(8)	SIGNED	4	SVAEA_SIZE_OF_WHOLE_SVAEA	IWMSVAEA.37: Size of the whole application environment section
12	(C)	SIGNED	4	SVAEA_RESERVED1	IWMSVAEA.743: Reserved
16	(10)	CHARACTER	24	SVAEA_OFFSETS_AREA	IWMSVAEA.890: SVAEA section offsets area
16	(10)	SIGNED	4	SVAEA_OFFSET_AE	IWMSVAEA.43: Offset of application environment section
20	(14)	SIGNED	2	SVAEA_NUMBER_AE	IWMSVAEA.49: Number of application environments
22	(16)	SIGNED	2	SVAEA_SIZE_AE	IWMSVAEA.55: Size of an application environment entry
24	(18)	SIGNED	4	SVAEA_OFFSET_RESERVED1	IWMSVAEA.886: Reserved offset
28	(1C)	SIGNED	2	SVAEA_NUMBER_RESERVED1	IWMSVAEA.864: Reserved number
30	(1E)	SIGNED	2	SVAEA_SIZE_RESERVED1	IWMSVAEA.870: Reserved size
32	(20)	SIGNED	4	SVAEA_OFFSET_RESERVED2	IWMSVAEA.660: Reserved offset
36	(24)	SIGNED	2	SVAEA_NUMBER_RESERVED2	IWMSVAEA.658: Reserved number
38	(26)	SIGNED	2	SVAEA_SIZE_RESERVED2	IWMSVAEA.676: Reserved size
40	(28)	CHARACTER	32	SVAEA_EXT_OFFSETS_AREA	IWMSVAEA.199: SVAEA extension offsets area
40	(28)	SIGNED	4	SVAEA_EXT_DATA_OFF	IWMSVAEA.215: Offset of extended data (0 if no extended data exists)
44	(2C)	SIGNED	4	SVAEA_EXT_DATA_LEN	IWMSVAEA.231: Length of extended data
48	(30)	SIGNED	4	SVAEA_EXT_OFF_AE	IWMSVAEA.197: Offset of application environment extension section if number of application environment extensions is nonzero (otherwise this field is ignored)
52	(34)	SIGNED	2	SVAEA_EXT_NUM_AE	IWMSVAEA.203: Number of application environment extension entries
54	(36)	SIGNED	2	SVAEA_EXT_SIZ_AE	IWMSVAEA.209: Size of each application environment extension entry
56	(38)	SIGNED	4	SVAEA_EXT_OFF_RSV1	IWMSVAEA.237: Offset reserved
60	(3C)	SIGNED	2	SVAEA_EXT_NUM_RSV1	IWMSVAEA.453: Number reserved
62	(3E)	SIGNED	2	SVAEA_EXT_SIZ_RSV1	IWMSVAEA.491: Size reserved
64	(40)	SIGNED	4	SVAEA_EXT_OFF_RSV2	IWMSVAEA.485: Offset reserved
68	(44)	SIGNED	2	SVAEA_EXT_NUM_RSV2	IWMSVAEA.497: Number reserved
70	(46)	SIGNED	2	SVAEA_EXT_SIZ_RSV2	IWMSVAEA.503: Size reserved



Table 46. Structure SVAEAHDR (continued)

Offset Dec	Offset Hex	Type	Len	Name (Dim)	Description
72	(48)	SIGNED	4	SVAEA_RESERVED2	IWMSVAEA.681: Reserved
112	(70)	X'70'	0	SVAEAHDR_LEN	"*-SVAEAHDR"

Table 47. Structure SVAEAAE

Offset Dec	Offset Hex	Type	Len	Name (Dim)	Description
0	(0)	STRUCTURE	0	SVAEAAE	
0	(0)	CHARACTER	32	SVAEA_APPLICATION_ENVIRONMENT_NAME	IWMSVAEA.160: Application environment name
32	(20)	CHARACTER	32	SVAEA_DESCRIPTION	IWMSVAEA.166: Description
64	(40)	CHARACTER	4	SVAEA_SUBSYSTEM_TYPE	IWMSVAEA.447: Subsystem type
68	(44)	CHARACTER	8	SVAEA_PROCEDURE_NAME	IWMSVAEA.452: Procedure name
76	(4C)	CHARACTER	115	SVAEA_START_PARMS	IWMSVAEA.460: Start parameters
191	(BF)	CHARACTER	1	SVAEA_RESERVED3	IWMSVAEA.183: Reserved
192	(C0)	BITSTRING	4	SVAEA_WLM_OPTIONS	IWMSVAEA.471: WLM options

Bit definitions:

		1... ....		SVAEA_SINGLE_SERVER	"X'80'" IWMSVAEA.476: Maximum of one server per work manager in this application environment
		.1.. ....		SVAEA_SINGLE_SYSPLEX	"X'40'" IWMSVAEA.761: Maximum of one server per sysplex in this application environment
196	(C4)	CHARACTER	8	SVAEA_RESERVED_A	IWMSVAEA.506: Reserved
204	(CC)	CHARACTER	8	SVAEA_RESERVED_B	IWMSVAEA.512: Reserved
212	(D4)	CHARACTER	8	SVAEA_RESERVED_C	IWMSVAEA.188: Reserved
220	(DC)	CHARACTER	8	SVAEA_RESERVED_D	IWMSVAEA.194: Reserved
220	(DC)	X'E4'	0	SVAEAAE_LEN	"*-SVAEAAE"

Table 48. Structure SVAEAEXT

Offset Dec	Offset Hex	Type	Len	Name (Dim)	Description
0	(0)	STRUCTURE	0	SVAEAEXT	
0	(0)	CHARACTER	8	SVAEAVID	IWMSVAEA.542: Vendor/product ID that owns the entry
8	(8)	CHARACTER	32	SVAEAROB	IWMSVAEA.555: Related object name - name of object (for example, application environment name, SVAEA_APPLICATION_ENVIRONMENT_NAME) which this extension entry extends
40	(28)	SIGNED	4	SVAEAEDL	IWMSVAEA.902: Extended data length
44	(2C)	SIGNED	4	SVAEAEDO	IWMSVAEA.423: Extended data offset - offset is from beginning of the extended data whose offset is in SVAEA_EXT_DATA_OFF
IWMSVAEA.703: SVAEA identifier					
44	(2C)	X'E5C1C5'	0	SVAEA_ID	"C'SVAE'"

Table 48. Structure SVAEAEXT (continued)

Offset Dec	Offset Hex	Type	Len	Name (Dim)	Description
IWMSVAEA.712: Functionality level introduced by WLM in SP510. This is set by HBB6603 when no application environments were defined.					
44	(2C)	X'1'	0	SVAEA_LEVEL001	"1"
IWMSVAEA.142: Functionality level introduced by WLM in OS/390 V1R3					
44	(2C)	X'3'	0	SVAEA_LEVEL003	"3"
IWMSVAEA.721: WLM version number for OS/390 V1R3					
44	(2C)	X'3'	0	SVAEA_VER530	"3"
IWMSVAEA.581: Functionality level introduced by WLM in OS/390 V2R4					
44	(2C)	X'4'	0	SVAEA_LEVEL004	"4"
IWMSVAEA.845: WLM version number for OS/390 V2R4					
44	(2C)	X'4'	0	SVAEA_VER604	"4"
IWMSVAEA.96: Functionality level introduced by WLM in OS/390 V2R5					
44	(2C)	X'5'	0	SVAEA_LEVEL005	"5"
IWMSVAEA.107: WLM version number for OS/390 V2R5					
44	(2C)	X'5'	0	SVAEA_VER605	"5"
IWMSVAEA.119: Functionality level introduced by WLM in OS/390 V2R6					
44	(2C)	X'6'	0	SVAEA_LEVEL006	"6"
IWMSVAEA.123: WLM version number for OS/390 V2R6					
44	(2C)	X'6'	0	SVAEA_VER606	"6"
IWMSVAEA.86: Functionality level introduced by WLM in OS/390 V2R7					
44	(2C)	X'7'	0	SVAEA_LEVEL007	"7"
IWMSVAEA.246: WLM version number for OS/390 V2R7					
44	(2C)	X'7'	0	SVAEA_VER607	"7"
IWMSVAEA.136: Functionality level introduced by WLM in OS/390 V2R7					
44	(2C)	X'8'	0	SVAEA_LEVEL008	"8"
IWMSVAEA.309: WLM version number for OS/390 V2R7					
44	(2C)	X'8'	0	SVAEA_VER608	"8"
IWMSVAEA.428: Reserved functionality level					

Table 48. Structure SVAEAEXT (continued)

Offset Dec	Offset Hex	Type	Len	Name(Dim)	Description
44	(2C)	X'9'	0	SVAEA_LEVEL009	"9"
IWMSVAEA.810: Reserved for WLM version number for OS/390 V2R8					
44	(2C)	X'9'	0	SVAEA_RESERVED_R08	"9"
IWMSVAEA.414: Reserved functionality level					
44	(2C)	X'A'	0	SVAEA_LEVEL010	"10"
IWMSVAEA.742: Reserved for WLM version number for OS/390 V2R9					
44	(2C)	X'A'	0	SVAEA_RESERVED_R09	"10"
IWMSVAEA.694: Functionality level introduced by WLM in OS/390 V2R10					
44	(2C)	X'B'	0	SVAEA_LEVEL011	"11"
IWMSVAEA.373: WLM version number for OS/390 V2R10					
44	(2C)	X'B'	0	SVAEA_VER703	"11"
IWMSVAEA.68: Reserved functionality level					
44	(2C)	X'C'	0	SVAEA_LEVEL012	"12"
IWMSVAEA.813: Reserved for WLM version number for OS/390 V2R11					
44	(2C)	X'C'	0	SVAEA_RESERVED_R11	"12"
IWMSVAEA.616: Functionality level introduced by WLM in OS/390 V2R11					
44	(2C)	X'D'	0	SVAEA_LEVEL013	"13"
IWMSVAEA.594: WLM version number for OS/390 V2R12					
44	(2C)	X'D'	0	SVAEA_VER705	"13"
IWMSVAEA.415: Reserved functionality level					
44	(2C)	X'E'	0	SVAEA_LEVEL014	"14"
IWMSVAEA.906: Reserved for WLM version number for z/OS V1R3					
44	(2C)	X'E'	0	SVAEA_RESERVED_R13	"14"
IWMSVAEA.915: Reserved functionality level					
44	(2C)	X'F'	0	SVAEA_LEVEL015	"15"
IWMSVAEA.924: Reserved for WLM version number for z/OS V1R4					
44	(2C)	X'F'	0	SVAEA_RESERVED_R14	"15"
IWMSVAEA.933: Reserved functionality level					
44	(2C)	X'10'	0	SVAEA_LEVEL016	"16"

Table 48. Structure SVAEAEXT (continued)

Offset Dec	Offset Hex	Type	Len	Name(Dim)	Description
IWMSVAEA.942: Reserved for WLM version number for z/OS V1R5					
44	(2C)	X'10'	0	SVAEA_RESERVED_R15	"16"
IWMSVAEA.951: Functionality level introduced by WLM in z/OS V1R6					
44	(2C)	X'11'	0	SVAEA_LEVEL017	"17"
IWMSVAEA.960: WLM version number for z/OS V1R6					
44	(2C)	X'11'	0	SVAEA_RESERVED_R16	"17"
IWMSVAEA.980: Reserved functionality level					
44	(2C)	X'12'	0	SVAEA_LEVEL018	"18"
IWMSVAEA.974: Reserved for WLM version number for z/OS V1R17					
44	(2C)	X'12'	0	SVAEA_RESERVED_R17	"18"
IWMSVAEA.992: Reserved functionality level					
44	(2C)	X'13'	0	SVAEA_LEVEL019	"19"
IWMSVAEA.1033: Reserved for WLM version number for z/OS V1R18					
44	(2C)	X'14'	0	SVAEA_RESERVED_R18	"20"
IWMSVAEA.1017: WLM version number for z/OS V1R10					
44	(2C)	X'15'	0	SVAEA_LEVEL021	"21"
IWMSVAEA.1057: Reserved for WLM version number for z/OS V1R10					
44	(2C)	X'16'	0	SVAEA_RESERVED_R110	"22"
IWMSVAEA.1044: WLM version number for z/OS V1R11					
44	(2C)	X'17'	0	SVAEA_LEVEL023	"23"
IWMSVAEA.1082: WLM version number for z/OS V1R12					
44	(2C)	X'19'	0	SVAEA_LEVEL025	"25"
WLM version number for z/OS V2R1					
44	(2C)	X'1D'	0	SVAEA_LEVEL029	"29"
WLM version number for Special Reporting					
44	(2C)	X'1E'	0	SVAEA_LEVEL030	"30"
WLM version number for Specialty Engines Containment					
44	(2C)	X'1F'	0	SVAEA_LEVEL031	"31"
WLM version number for Workload billing groups					
44	(2C)	X'20'	0	SVAEA_LEVEL032	"32"

Table 48. Structure SVAEAEXT (continued)

Offset Dec	Offset Hex	Type	Len	Name (Dim)	Description
Functionality level introduced with WLM z/OS V2R3					
44	(2C)	X'23'	0	SVAEA_LEVEL035	"35"
Functionality level introduced for System Recovery Boost stage					
44	(2C)	X'26'	0	SVAEA_LEVEL038	"38"
Functionality level introduced for z/OS Container support					
44	(2C)	X'28'	0	SVAEA_LEVEL040	"40"
IWMSVAEA.1001: WLM version number for z/OS V1R8					
44	(2C)	X'13'	0	SVAEA_VER730	"19"
IWMSVAEA.1024: WLM version number for z/OS V1R10					
44	(2C)	X'15'	0	SVAEA_VER750	"21"
IWMSVAEA.1066: WLM version number for z/OS V1R11					
44	(2C)	X'17'	0	SVAEA_VER760	"23"
IWMSVAEA.1091: WLM version number for z/OS V1R12					
44	(2C)	X'19'	0	SVAEA_VER770	"25"
WLM version number for z/OS V2R1					
44	(2C)	X'1D'	0	SVAEA_VER790	"29"
WLM version number for z/OS V2R3					
44	(2C)	X'23'	0	SVAEA_VER7B0	"35"
IWMSVAEA.748: Current version level used when checking functionality within WLM product					
44	(2C)	X'28'	0	SVAEA_CURRENT_VER	"40"
IWMSVAEA.777: SVAEA section symbolic constant					
44	(2C)	X'37'	0	SVAEA_SECTION	"55"
IWMSVAEA.786: SVAEA header symbolic constant					
44	(2C)	X'38'	0	SVAEA_HDR_SECTION	"56"
IWMSVAEA.795: SVAEA AE symbolic constant					
44	(2C)	X'39'	0	SVAEA_AE_SECTION	"57"
IWMSVAEA.592: SVAEA extension symbolic constant					
44	(2C)	X'3A'	0	SVAEA_EXT_SECTION	"58"
44	(2C)	X'30'	0	SVAEAEXT_LEN	"*-SVAEAEXT"

Table 49. Cross Reference for IWMSVAEA

Name	Offset	Hex Tag
SVAEA_AE_SECTION	2C	39
SVAEA_APPLICATION_ENVIRONMENT_NAME	0	
SVAEA_CURRENT_VER	2C	28
SVAEA_DESCRIPTION	20	
SVAEA_EXT_DATA_LEN	2C	
SVAEA_EXT_DATA_OFF	28	
SVAEA_EXT_NUM_AE	34	
SVAEA_EXT_NUM_RSV1	3C	
SVAEA_EXT_NUM_RSV2	44	
SVAEA_EXT_OFF_AE	30	
SVAEA_EXT_OFF_RSV1	38	
SVAEA_EXT_OFF_RSV2	40	
SVAEA_EXT_OFFSETS_AREA	28	
SVAEA_EXT_SECTION	2C	3A
SVAEA_EXT_SIZ_AE	36	
SVAEA_EXT_SIZ_RSV1	3E	
SVAEA_EXT_SIZ_RSV2	46	
SVAEA_EYECATCHER	0	
SVAEA_FUNCTIONALITY_LEVEL	4	
SVAEA_HDR_SECTION	2C	38
SVAEA_ID	2C	E5C1C5
SVAEA_LEVEL001	2C	1
SVAEA_LEVEL003	2C	3
SVAEA_LEVEL004	2C	4
SVAEA_LEVEL005	2C	5
SVAEA_LEVEL006	2C	6
SVAEA_LEVEL007	2C	7
SVAEA_LEVEL008	2C	8
SVAEA_LEVEL009	2C	9
SVAEA_LEVEL010	2C	A
SVAEA_LEVEL011	2C	B
SVAEA_LEVEL012	2C	C
SVAEA_LEVEL013	2C	D
SVAEA_LEVEL014	2C	E
SVAEA_LEVEL015	2C	F
SVAEA_LEVEL016	2C	10
SVAEA_LEVEL017	2C	11
SVAEA_LEVEL018	2C	12
SVAEA_LEVEL019	2C	13

Table 49. Cross Reference for IWMSVAEA (continued)

Name	Offset	Hex Tag
SVAEA_LEVEL021	2C	15
SVAEA_LEVEL023	2C	17
SVAEA_LEVEL025	2C	19
SVAEA_LEVEL029	2C	1D
SVAEA_LEVEL030	2C	1E
SVAEA_LEVEL031	2C	1F
SVAEA_LEVEL032	2C	20
SVAEA_LEVEL035	2C	23
SVAEA_LEVEL038	2C	26
SVAEA_LEVEL040	2C	28
SVAEA_NUMBER_AE	14	
SVAEA_NUMBER_RESERVED1	1C	
SVAEA_NUMBER_RESERVED2	24	
SVAEA_OFFSET_AE	10	
SVAEA_OFFSET_RESERVED1	18	
SVAEA_OFFSET_RESERVED2	20	
SVAEA_OFFSETS_AREA	10	
SVAEA_PROCEDURE_NAME	44	
SVAEA_RESERVED_A	C4	
SVAEA_RESERVED_B	CC	
SVAEA_RESERVED_C	D4	
SVAEA_RESERVED_D	DC	
SVAEA_RESERVED_R08	2C	9
SVAEA_RESERVED_R09	2C	A
SVAEA_RESERVED_R11	2C	C
SVAEA_RESERVED_R110	2C	16
SVAEA_RESERVED_R13	2C	E
SVAEA_RESERVED_R14	2C	F
SVAEA_RESERVED_R15	2C	10
SVAEA_RESERVED_R16	2C	11
SVAEA_RESERVED_R17	2C	12
SVAEA_RESERVED_R18	2C	14
SVAEA_RESERVED1	C	
SVAEA_RESERVED2	48	
SVAEA_RESERVED3	BF	
SVAEA_SECTION	2C	37
SVAEA_SINGLE_SERVER	C0	80
SVAEA_SINGLE_SYSPLEX	C0	40
SVAEA_SIZE_AE	16	

Table 49. Cross Reference for IWMSVAEA (continued)

Name	Offset	Hex Tag
SVAEA_SIZE_OF_HEADER	6	
SVAEA_SIZE_OF_WHOLE_SVAEA	8	
SVAEA_SIZE_RESERVED1	1E	
SVAEA_SIZE_RESERVED2	26	
SVAEA_START_PARDS	4C	
SVAEA_SUBSYSTEM_TYPE	40	
SVAEA_VER530	2C	3
SVAEA_VER604	2C	4
SVAEA_VER605	2C	5
SVAEA_VER606	2C	6
SVAEA_VER607	2C	7
SVAEA_VER608	2C	8
SVAEA_VER7B0	2C	23
SVAEA_VER703	2C	B
SVAEA_VER705	2C	D
SVAEA_VER730	2C	13
SVAEA_VER750	2C	15
SVAEA_VER760	2C	17
SVAEA_VER770	2C	19
SVAEA_VER790	2C	1D
SVAEA_WLM_OPTIONS	C0	
SVAEA_WLM_VERSION_NUMBER	5	
SVAEAAE	0	
SVAEAAE_LEN	DC	E4
SVAEAEDL	28	
SVAEAEDO	2C	
SVAEAEXT	0	
SVAEAEXT_LEN	2C	30
SVAEAHDR	0	
SVAEAHDR_LEN	70	70
SVAEAROB	8	
SVAEAVID	0	

## IWMSVDCR information

### IWMSVDCR programming interface information

IWMSVDCR is a programming interface.



## IWMSVDCR heading information

**Common name:** WLM Service Definition Classification Rule mapping

**Macro ID:** IWMSVDCR

**DSECT name:** SVDCRHDR SVDCRSST SVDCRRUL SVDCRGRP SVDCRGVS SVDCREXT

**Owning component:** Workload Manager (SCWLM)

**Eye-catcher ID:** SVDC  
Offset: 0  
Length: CHAR(4)

**Storage attributes:** Subpool: Any  
Key: Any  
Residency: Above 16M line

**Size:** Determined at run time  
SVDCRHDR -- X'0080' bytes  
SVDCRSST -- X'0060' bytes  
SVDCRRUL -- X'004C' bytes  
SVDCRGRP -- X'0054' bytes  
SVDCRGVS -- X'002C' bytes  
SVDCREXT -- X'0018' bytes

**Created by:** Caller

**Pointed to by:** offset within SERVD (IWMSEVD) mapping

**Serialization:** None

**Function:** Contains service definition classification rule information returned by the IWMCQRY service  
All timestamps are local time expressed in STCK format.

## IWMSVDCR mapping

Table 50. Structure SVDCRHDR

Offset Dec	Offset Hex	Type	Len	Name(Dim)	Description
0	(0)	STRUCTURE	0	SVDCRHDR	Service definition classification rule header section
0	(0)	CHARACTER	4	SVDCRNAM	Eyecatcher
4	(4)	BITSTRING	1	SVDCRLVL	Functionality level of the SVDCR.
The functionality level defines the highest level of WLM function that exists in the SVDCR.					
5	(5)	BITSTRING	1	SVDCRWVN	WLM version number
6	(6)	SIGNED	2	SVDCRDIL	Size in bytes of header section
8	(8)	SIGNED	4	SVDCRSIZ	Size in bytes of the whole classification rule definition
12	(C)	SIGNED	4	SVDCRSO	Offset of subsystem type section if number of subsystems is nonzero (otherwise this field is ignored)
16	(10)	SIGNED	2	SVDCRSN	Number of subsystem type entries
18	(12)	SIGNED	2	SVDCRSS	Size of a subsystem type entry

Table 50. Structure SVDCRHDR (continued)

Offset Dec	Offset Hex	Type	Len	Name (Dim)	Description
20	(14)	SIGNED	4	SVDCRRO	Offset of classification rule section if number of classification rules is nonzero (otherwise this field is ignored)
24	(18)	SIGNED	2	SVDCRRN	Number of classification rule entries
26	(1A)	SIGNED	2	SVDCRRS	Size of a classification rule entry
28	(1C)	SIGNED	4	SVDCRGO	Offset of group section if number of groups is nonzero (otherwise this field is ignored)
32	(20)	SIGNED	2	SVDCRGN	Number of group entries
34	(22)	SIGNED	2	SVDCRGS	Size of a group entry
36	(24)	SIGNED	4	SVDCRVO	Offset of group value section if the groups is nonzero (otherwise this field is ignored)
40	(28)	SIGNED	2	SVDCRVN	Number of group value entries
42	(2A)	SIGNED	2	SVDCRVS	Size of a group value entry
44	(2C)	SIGNED	2	SVDCRLN	Deepest allowed level of nesting of classification rules (cannot exceed 4)
46	(2E)	CHARACTER	2		Reserved
48	(30)	CHARACTER	32		Reserved for additional triplets
80	(50)	SIGNED	4	SVDCR_EXT_DATA_OFF	Offset of extended data - this field not applicable for the IWMQRY interface
84	(54)	SIGNED	4	SVDCR_EXT_DATA_LEN	Length of extended data - this field not applicable for the IWMQRY interface
88	(58)	SIGNED	4	SVDCR_SST_EXT_OFF	Offset of subsystem type extension section if number of subsystem type extensions is nonzero (otherwise this field is ignored) - this field not applicable for the IWMQRY interface
92	(5C)	SIGNED	2	SVDCR_SST_EXT_NUM	Number of subsystem type extension entries - this field not applicable for the IWMQRY interface
94	(5E)	SIGNED	2	SVDCR_SST_EXT_SIZ	Length of each subsystem type extension entry - this field not applicable for the IWMQRY interface
96	(60)	CHARACTER	32		Reserved for additional extension triplets
96	(60)	X'80'	0	SVDCRHDR_LEN	"*-SVDCRHDR"

Table 51. Structure SVDCRSST

Offset Dec	Offset Hex	Type	Len	Name (Dim)	Description
0	(0)	STRUCTURE	0	SVDCRSST	Subsystem type section
0	(0)	CHARACTER	4	SVDCRSNM	Subsystem type name
4	(4)	CHARACTER	32	SVDCRSDE	Subsystem type description (this field not provided for IWMQRY)
36	(24)	CHARACTER	1	SVDCRSFL	Subsystem type flags
Bit definitions:					
		1... ....		SVDCRSCI	"X'80'" Default service class name specified
		.1.. ....		SVDCRSPI	"X'40'" Default report class name specified

Table 51. Structure SVDCRSST (continued)

Offset Dec	Offset Hex	Type	Len	Name (Dim)	Description
		..1. ....		SVDCRSAL	"X'20'" Always use EWLM classification rule
		...1 ....		SVDCRSHE	"X'10'" Honor existing EWLM classification
37	(25)	CHARACTER	3		Reserved
40	(28)	CHARACTER	8	SVDCRSCN	Service class name to which work for this subsystem type will be classified if not overridden by service class associated with a particular rule. This field valid only if SVDCRSCI is on
48	(30)	CHARACTER	8	SVDCRSPN	Report class name to which work for this subsystem type will be reported if not overridden by report class associated with a particular rule. This field valid only if SVDCRSPI is on
56	(38)	SIGNED	4	SVDCRSRO	Offset to the first classification rule for this subsystem type from the beginning of this SVDCRSST entry
60	(3C)	SIGNED	2	SVDCRSRN	Total number of classification rules for this subsystem type
62	(3E)	CHARACTER	2		Reserved
64	(40)	CHARACTER	8	SVDCRSIU	Userid of subsystem type creator (this field not provided for IWMQRY)
72	(48)	CHARACTER	8	SVDCRSIT	Timestamp of initial creation (this field not provided for IWMQRY)
80	(50)	CHARACTER	8	SVDCRSRU	Userid of subsystem type last update (this field not provided for IWMQRY)
88	(58)	CHARACTER	8	SVDCRSRT	Timestamp of subsystem type last update (this field not provided for IWMQRY)
88	(58)	X'60'	0	SVDCRSST_LEN	"*-SVDCRSST"

Table 52. Structure SVDCRRUL

Offset Dec	Offset Hex	Type	Len	Name (Dim)	Description
0	(0)	STRUCTURE	0	SVDCRRUL	Classification rule entry
0	(0)	CHARACTER	4	SVDCRRQT	Classification rule qualifier type to indicate the type of value in SVDCRRQV. Each qualifier type takes a character value with optional masking or wildcarding unless otherwise noted.
0	(0)	CHARACTER	1	SVDCRRQT_BYTE1	First byte
Bit definitions:					
		1... ....		SVDCRRTN	"X'80'" Transaction name
		.1.. ....		SVDCRRTC	"X'40'" Transaction class
		..1. ....		SVDCRRUI	"X'20'" Userid
		...1 ....		SVDCRRSN	"X'10'" Subsystem name
		.... 1...		SVDCRRNI	"X'08'" Net id
		.... .1..		SVDCRRLU	"X'04'" LU name
		.... ..1.		SVDCRRAC	"X'02'" Accounting information
		.... ...1		SVDCRRSP	"X'01'" Subsystem parameter
1	(1)	CHARACTER	1	SVDCRRQT_BYTE2	Second byte

Table 52. Structure SVDCRRUL (continued)

Offset Dec	Offset Hex	Type	Len	Name (Dim)	Description
Bit definitions:					
		1... ....		SVDCRRQT_COLL_NAME	"X'80'" Collection name
		.1.. ....		SVDCRRQT_CORR_INFO	"X'40'" Correlation information
		..1. ....		SVDCRRQT_CONN_TYPE	"X'20'" Connection type
		...1 ....		SVDCRRQT_PACK_NAME	"X'10'" Package name
		.... 1...		SVDCRRQT_PLAN_NAME	"X'08'" Plan name
		.... .1..		SVDCRRQT_PERFORM	"X'04'" Perform - although this is a number, it is treated as character data, i.e. masking and wildcarding can be used, relational operators cannot be used
		.... ..1.		SVDCRRQT_PROC_NAME	"X'02'" Procedure Name
		.... ...1		SVDCRRQT_PRIORITY	"X'01'" Priority - qualifier value is a number optionally preceded by a relational operator
2	(2)	CHARACTER	1	SVDCRRQT_BYTE3	Third byte
Bit definitions:					
		1... ....		SVDCRRQT_PROCESS_NAME	"X'80'" Process Name
		.1.. ....		SVDCRRQT_SYSTEM_NAME	"X'40'" System Name
		..1. ....		SVDCRRQT_SYSPLEX_NAME	"X'20'" Sysplex Name
		...1 ....		SVDCRRQT_SUBSYSTEM_COLLECTION	"X'10'" Subsystem Collection
		.... 1...		SVDCRRQT_SCHEDULING_ENVIRONMENT	"X'08'" Scheduling Environment
		.... .1..		SVDCRRQT_EWLM_SCLASS	"X'04'" EWLM service class
		.... ..1.		SVDCRRQT_EWLM_TCLASS	"X'02'" EWLM transaction class
		.... ...1		SVDCRRQT_CLIENT_USERID	"X'01'" Client UserId
3	(3)	CHARACTER	1	SVDCRRQT_BYTE4	Fourth byte
Bit definitions:					
		1... ....		SVDCRRQT_CLIENT_WORKSTATION_NAME	"X'80'" Client workstation name
		.1.. ....		SVDCRRQT_CLIENT_IP_ADDRESS	"X'40'" Client IP address
		..1. ....		SVDCRRQT_CLIENT_AI	"X'20'" Client Accounting Information
		...1 ....		SVDCRRQT_CLIENT_TN	"X'10'" Client Transaction Name
		.... 1...		SVDCRRQT_CONTAINER_QUAL	"X'08'" Container qualifier
		.... .1..		SVDCRRQT_B4_RSV04	"X'04'" Reserved for future type and must be zero
		.... ..1.		SVDCRRQT_B4_RSV02	"X'02'" Reserved for future type and must be zero
		.... ...1		SVDCRRQT_B4_RSV01	"X'01'" Reserved for future type and must be zero

Table 52. Structure SVDCRRUL (continued)

Offset Dec	Offset Hex	Type	Len	Name(Dim)	Description
<p>Format of SVDCRRQV (rule qualifier value):            If SVDCRRGI is off (indicating this qualifier value does not refer to a group name) special characters or operators can be used based on the data type of the qualifier value.            For attributes that take character data (such as transaction name) the following special characters apply:</p> <ul style="list-style-type: none"> <li>- Asterisk ( ) in the last non-blank character position indicates wildcard (note: an asterisk in any other position is treated simply as the asterisk character)</li> <li>- Mask character (%) in any position indicates that position will match any value for that character</li> </ul> <p>For attributes that take numeric data (such as priority), the qualifier value consists of 1 to 8 EBCDIC digits, optionally preceded by one of the operators shown below. The operator must be in position 1, and the digits must follow the operator with no intervening blanks. If no operator appears (digits must begin in position 1), an equal comparison is performed. Trailing blanks can appear after the digits to pad the value to 8 characters.</p> <ul style="list-style-type: none"> <li>- Less than (&lt;)</li> <li>- Greater than (&gt;)</li> <li>- Less than or equal (&lt;=)</li> <li>- Greater than or equal (&gt;=)</li> <li>- Not equal (&lt;&gt;)</li> </ul> <p>If SVDCRRGI is on (indicating this field contains a group name), then no wildcard or mask characters or relational operators may be specified.</p>					
4	(4)	CHARACTER	8	SVDCRRQV	Classification rule qualifier value (see description of format above)
12	(C)	SIGNED	2	SVDCRRSV	Substring value index - starting position of substring. Ignored if SVDCRRSU is off.
14	(E)	CHARACTER	2		Reserved
16	(10)	CHARACTER	1	SVDCRRFL	Classification rule flags
Bit definitions:					
	..1. ....			SVDCRRSU	"X'20'" Substringing used for qualifier value (mutually exclusive with SVDCRRGI, qualifier must take character data)
	.... 1...			SVDCRRCI	"X'08'" Service class name specified for this rule
	.... .1..			SVDCRRPI	"X'04'" Report class name specified for this rule
	.... ..1.			SVDCRRGI	"X'02'" Qualifier value refers to a group
	.... ...1			SVDCRSTR	"X'01'" Storage Protection
17	(11)	CHARACTER	1	SVDCRRF2	Classification rule flags
18	(12)	CHARACTER	1	SVDCRRF3	Classification rule flags byte 3. Currently, this byte contain bits that are going to be used in both SVPOL and SVDEF
Bit definitions:					
	1... ....			SVDCRTRM	"X'80'" Transaction or Region Management Option Transaction: SVDCRTRM = 0 Region : SVDCRTRM =
	.1.. ....			SVDCRTRB	"X'40'" Transaction or Region Management Option Set when value BOTH is specified

Table 52. Structure SVDCRRUL (continued)

Offset Dec	Offset Hex	Type	Len	Name (Dim)	Description
Reporting Flags: '00' = normal transaction, '01' = mobile transaction, '10' = categoryA transaction, '11' = categoryB transaction					
		..1. ....		SVDCR_SPECRPT1	"X'20'" Reporting Flag1
		...1 ....		SVDCR_SPECRPT2	"X'10'" Reporting Flag2
		.... 1...		SVDCR_BOOST	"X'08'" Boost enabled
19	(13)	CHARACTER	1		Reserved
20	(14)	CHARACTER	8	SVDCRRCN	Service class name this rule will assign if rule matches. Valid only if classification rule flag (SVDCRRCI) indicates that the service class name was specified.
28	(1C)	CHARACTER	8	SVDCRRPN	Report class name, if SVDCRRPI is ON
36	(24)	SIGNED	2	SVDCRRLV	Nesting level of rule from 1 to 4
38	(26)	CHARACTER	2		Reserved
40	(28)	SIGNED	4		Reserved
44	(2C)	CHARACTER	32	SVDCRDES	Rule definition - this field not applicable for IWMQRY
44	(2C)	X'4C'	0	SVDCRRUL_LEN	"*-SVDCRRUL"

Table 53. Structure SVDCRGRP

Offset Dec	Offset Hex	Type	Len	Name (Dim)	Description
0	(0)	STRUCTURE	0	SVDCRGRP	Group section
0	(0)	CHARACTER	8	SVDCRGRN	Name of group
8	(8)	CHARACTER	32	SVDCRGDE	Group description (this field not provided for IWMQRY)
40	(28)	CHARACTER	2	SVDCRGTY	Qualifier type information for group describe the type in the value list
40	(28)	CHARACTER	1	SVDCRGTY_BYTE1	First byte
Bit definitions:					
		1... ....		SVDCRGTN	"X'80'" Transaction name
		.1.. ....		SVDCRGTC	"X'40'" Transaction class
		..1. ....		SVDCRGUI	"X'20'" Userid
		...1 ....		SVDCRGSN	"X'10'" Subsystem name
		.... 1...		SVDCRGNI	"X'08'" Net id
		.... .1..		SVDCRGLU	"X'04'" LU name
		.... ..1.		SVDCRGTY_CONN_TYPE	"X'02'" Connection type
		.... ...1		SVDCRGTY_PACK_NAME	"X'01'" Package name
41	(29)	CHARACTER	1	SVDCRGTY_BYTE2	Second byte
Bit definitions:					
		1... ....		SVDCRGTY_PLAN_NAME	"X'80'" Plan name
		.1.. ....		SVDCRGTY_PERFORM	"X'40'" Perform
		..1. ....		SVDCRGTY_SYSTEM_NAME	"X'20'" System Name Group
		...1 ....		SVDCRGTY_AI	"X'10'" Accounting Information Group
		.... 1...		SVDCRGTY_CI	"X'08'" Correlation Information Group

Table 53. Structure SVDCRGRP (continued)

Offset Dec	Offset Hex	Type	Len	Name (Dim)	Description
		.... .1..		SVDCRGTY_CIP	"X'04'" Client IP Address Group
		.... ..1.		SVDCRGTY_CN	"X'02'" Collection Name Group
		.... ...1		SVDCRGTY_CUI	"X'01'" Client UserId Group
42	(2A)	CHARACTER	1	SVDCRGTY_BYTE3	Third byte
Bit definitions:					
		1... ....		SVDCRGTY_CWN	"X'80'" Client Workstation Name Group
		.1.. ....		SVDCRGTY_PC	"X'40'" Process Name Group
		..1. ....		SVDCRGTY_PR	"X'20'" Procedure Name Group
		...1 ....		SVDCRGTY_PX	"X'10'" Sysplex Name Group
		.... 1...		SVDCRGTY_SE	"X'08'" Scheduling Environment Group
		.... .1..		SVDCRGTY_SPM	"X'04'" Subsystem Parameter Group
		.... ..1.		SVDCRGTY_SSC	"X'02'" Subsystem Collection Group
		.... ...1		SVDCRGTY_CAI	"X'01'" Client Accounting Information Group
43	(2B)	CHARACTER	1	SVDCRGTY_BYTE4	Fourth byte
Bit definitions:					
		1... ....		SVDCRGTY_CTN	"X'80'" Client Transaction Name Group
		.1.. ....		SVDCRGTY_CQ	"X'40'" Container qualifier Group
44	(2C)	SIGNED	4	SVDCRGV0	Offset to the first group value for this group from the beginning of this SVDCRGRP entry
48	(30)	SIGNED	2	SVDCRGVN	Total number of values for this group
50	(32)	CHARACTER	2		Reserved
52	(34)	CHARACTER	8	SVDCRGIU	Userid of group creator (this field not provided for IWMQRY)
60	(3C)	CHARACTER	8	SVDCRGIT	Timestamp of initial creation (this field not provided for IWMQRY)
68	(44)	CHARACTER	8	SVDCRGRU	Userid of group last update (this field not provided for IWMQRY)
76	(4C)	CHARACTER	8	SVDCRGRT	Timestamp of group last update (this field not provided for IWMQRY)
76	(4C)	X'54'	0	SVDCRGRP_LEN	"*-SVDCRGRP"

Table 54. Structure SVDCRGVS

Offset Dec	Offset Hex	Type	Len	Name (Dim)	Description
0	(0)	STRUCTURE	0	SVDCRGVS	Group member
0	(0)	CHARACTER	8	SVDCRGVV	Group value
8	(8)	SIGNED	2	SVDCRGSV	Substring value index - starting position of substring. Ignored if SVDCRGVSU is off
10	(A)	CHARACTER	1	SVDCRGFL	Group value flags
Bit definitions:					
		1... ....		SVDCRGVSU	"X'80'" Substringing used for qualifier value
11	(B)	CHARACTER	1		Reserved

Table 54. Structure SVDCRGVS (continued)

Offset Dec	Offset Hex	Type	Len	Name (Dim)	Description
12	(C)	CHARACTER	32	SVDCRGDS	Group value definition, this field not applicable for IWMCQRY
12	(C)	X'2C'	0	SVDCRGVS_LEN	"*-SVDCRGVS"

Table 55. Structure SVDCREXT

Offset Dec	Offset Hex	Type	Len	Name (Dim)	Description
0	(0)	STRUCTURE	0	SVDCREXT	Extension section entry
0	(0)	CHARACTER	8	SVDCRVID	Unique vendor id that owns the entry
8	(8)	CHARACTER	4	SVDCRROB	Related subsystem type name - name of subsystem which this extension entry extends
12	(C)	CHARACTER	4		Reserved in case 8-character extension becomes necessary
16	(10)	SIGNED	2	SVDCREDL	Extended data length
18	(12)	CHARACTER	2		Reserved
20	(14)	SIGNED	4	SVDCREDO	Offset to extended data - offset is from the beginning of the extended data whose offset is in SVDCR_EXT_DATA_OFF

## Constants

20	(14)	X'E5C4C3'	0	SVDCR_ID	"C'SVDC'" SVDCR identifier
20	(14)	X'0'	0	SVDCR_LEVEL000	"0" Functionality level introduced by WLM in SP510 before migration coexistence
20	(14)	X'1'	0	SVDCR_LEVEL001	"1" Functionality level introduced by WLM in SP510.
20	(14)	X'1'	0	SVDCR_SP510	"1" WLM SP510 version
20	(14)	X'2'	0	SVDCR_LEVEL002	"2" Functionality level introduced by WLM in SP520.
20	(14)	X'2'	0	SVDCR_SP520	"2" WLM SP520 version
20	(14)	X'3'	0	SVDCR_LEVEL003	"3" Functionality level introduced by WLM in OS/390 V1R3.
20	(14)	X'3'	0	SVDCR_SP530	"3" WLM version number for OS/390 V1R3
20	(14)	X'4'	0	SVDCR_LEVEL004	"4" Functionality level introduced by WLM in OS/390 V2R4
20	(14)	X'4'	0	SVDCR_SP604	"4" WLM version number for OS/390 V2R4
20	(14)	X'5'	0	SVDCR_LEVEL005	"5" Functionality level introduced by WLM in OS/390 V2R5
20	(14)	X'5'	0	SVDCR_SP605	"5" WLM version number for OS/390 V2R5
20	(14)	X'6'	0	SVDCR_LEVEL006	"6" Functionality level introduced by WLM in OS/390 V2R6
20	(14)	X'6'	0	SVDCR_SP606	"6" WLM version number for OS/390 V2R6
20	(14)	X'7'	0	SVDCR_LEVEL007	"7" Functionality level introduced by WLM in OS/390 V2R7
20	(14)	X'7'	0	SVDCR_SP607	"7" WLM version number for OS/390 V2R7
20	(14)	X'8'	0	SVDCR_LEVEL008	"8" Functionality level reserved for WLM OS/390 V2R7



Table 55. Structure SVDCREXT (continued)

Offset Dec	Offset Hex	Type	Len	Name (Dim)	Description
20	(14)	X'8'	0	SVDCR_SP608	"8" WLM version number for OS/390 V2R7
20	(14)	X'9'	0	SVDCR_LEVEL009	"9" Functionality level reserved for WLM OS/390 V2R8
20	(14)	X'9'	0	SVDCR_RESERVED_R08	"9" WLM version number reserved for OS/390 V2R8
20	(14)	X'A'	0	SVDCR_LEVEL010	"10" Functionality level reserved for WLM OS/390 V2R9
20	(14)	X'A'	0	SVDCR_RESERVED_R09	"10" WLM version number reserved for OS/390 V2R9
20	(14)	X'B'	0	SVDCR_LEVEL011	"11" Functionality level introduced by WLM in OS/390 V2R10
20	(14)	X'B'	0	SVDCR_SP703	"11" WLM version number for OS/390 V2R10
20	(14)	X'C'	0	SVDCR_LEVEL012	"12" Functionality level reserved for WLM in OS/390 V2R11
20	(14)	X'C'	0	SVDCR_RESERVED_R11	"12" WLM version number reserved for OS/390 V2R11
20	(14)	X'D'	0	SVDCR_LEVEL013	"13" Functionality level introduced by WLM in OS/390 V2R12
20	(14)	X'D'	0	SVDCR_SP705	"13" WLM version number for OS/390 V2R12
20	(14)	X'E'	0	SVDCR_LEVEL014	"14" Functionality level reserved for WLM z/OS V1R3
20	(14)	X'E'	0	SVDCR_RESERVED_R13	"14" WLM version number reserved for z/OS V1R3
20	(14)	X'F'	0	SVDCR_LEVEL015	"15" Functionality level reserved for WLM z/OS V1R4
20	(14)	X'F'	0	SVDCR_RESERVED_R14	"15" WLM version number reserved for z/OS V1R4
20	(14)	X'10'	0	SVDCR_LEVEL016	"16" Functionality level reserved for WLM z/OS V1R5
20	(14)	X'10'	0	SVDCR_RESERVED_R15	"16" WLM version number reserved for z/OS V1R5
20	(14)	X'11'	0	SVDCR_LEVEL017	"17" Functionality level reserved for WLM z/OS V1R6
20	(14)	X'11'	0	SVDCR_RESERVED_R16	"17" WLM version number reserved for z/OS V1R6
20	(14)	X'12'	0	SVDCR_LEVEL018	"18" Functionality level reserved for WLM z/OS V1R7
20	(14)	X'12'	0	SVDCR_RESERVED_R17	"18" WLM version number reserved for z/OS V1R7
20	(14)	X'13'	0	SVDCR_LEVEL019	"19" Functionality level introduced with WLM z/OS V1R8
20	(14)	X'14'	0	SVDCR_RESERVED_R19	"20" WLM version number reserved for z/OS V1R8
20	(14)	X'15'	0	SVDCR_LEVEL021	"21" Functionality level introduced with WLM z/OS V1R10
20	(14)	X'16'	0	SVDCR_RESERVED_R21	"22" WLM version number reserved for z/OS V1R10
20	(14)	X'17'	0	SVDCR_LEVEL023	"23" Functionality level introduced with WLM z/OS V1R11
20	(14)	X'18'	0	SVDCR_RESERVED_R23	"24" WLM version number reserved for z/OS V1R11 APARs etc
20	(14)	X'19'	0	SVDCR_LEVEL025	"25" Functionality level introduced with WLM z/OS V1R12

Table 55. Structure SVDCREXT (continued)

Offset Dec	Offset Hex	Type	Len	Name(Dim)	Description
20	(14)	X'1A'	0	SVDCR_RESERVED_R25	"26" WLM version number reserved for z/OS V1R12 APARs etc
20	(14)	X'1D'	0	SVDCR_LEVEL029	"29" Functionality level introduced with WLM z/OS V2R1. There was no new functionality level for z/OS V1R13, therefore, level 27 and 28 is left free
20	(14)	X'1E'	0	SVDCR_RESERVED_R29	"30" WLM version number reserved for z/OS V2R1 APARs etc
20	(14)	X'1E'	0	SVDCR_LEVEL030	"30" WLM version number for Special Reporting
20	(14)	X'1F'	0	SVDCR_LEVEL031	"31" WLM version number for Specialty Engines Containment
20	(14)	X'20'	0	SVDCR_LEVEL032	"32" WLM version number for Workload billing groups
20	(14)	X'23'	0	SVDCR_LEVEL035	"35" Functionality level introduced with WLM z/OS V2R3
20	(14)	X'26'	0	SVDCR_LEVEL038	"38" Functionality level introduced for System Recovery Boost stage 3
20	(14)	X'28'	0	SVDCR_LEVEL040	"40" Functionality level introduced for z/OS Container Support
20	(14)	X'11'	0	SVDCR_SP709	"17" WLM version number introduced with WLM z/OS V1R6
20	(14)	X'13'	0	SVDCR_SP730	"19" WLM version number introduced with z/OS V1R8
20	(14)	X'15'	0	SVDCR_SP750	"21" WLM version number introduced with z/OS V1R10
20	(14)	X'17'	0	SVDCR_SP760	"23" WLM version number introduced with z/OS V1R11
20	(14)	X'19'	0	SVDCR_SP770	"25" WLM version number introduced with z/OS V1R12
20	(14)	X'1D'	0	SVDCR_SP790	"29" WLM version number introduced with z/OS V2R1
20	(14)	X'23'	0	SVDCR_SP7B0	"35" WLM version number introduced with z/OS V2R3
20	(14)	X'28'	0	SVDCR_CURRENT_VER	"40" Current version level used when checking functionality within WLM product
20	(14)	X'4'	0	SVDCR_NLEVEL	"4" SVDCR deepest level of nesting allowed
20	(14)	X'19'	0	SVDCR_SECTION	"25" IWMSVDCR.77: Symbolic constant
20	(14)	X'1A'	0	SVDCR_HDR_SECTION	"26" IWMSVDCR.68: Symbolic constant
20	(14)	X'1B'	0	SVDCR_SST_SECTION	"27" IWMSVDCR.1245: Symbolic constant
20	(14)	X'1C'	0	SVDCR_RUL_SECTION	"28" IWMSVDCR.1016: Symbolic constant
20	(14)	X'1D'	0	SVDCR_GRP_SECTION	"29" IWMSVDCR.880: Symbolic constant
20	(14)	X'1E'	0	SVDCR_GVS_SECTION	"30" IWMSVDCR.889: Symbolic constant
20	(14)	X'1F'	0	SVDCR_EXT_SECTION	"31" IWMSVDCR.313: Symbolic constant
20	(14)	X'1'	0	SVDCR_CONTEXT_RSN	"1" IWMSVDCR.322: Contextual problem
20	(14)	X'2'	0	SVDCR_ENTRY_RSN	"2" IWMSVDCR.331: Entry problem
20	(14)	X'18'	0	SVDCREXT_LEN	"*-SVDCREXT"

Table 56. Cross Reference for IWMSVDCR

Name	Offset	Hex Tag
SVDCR_BOOST	12	8

Table 56. Cross Reference for IWMSVDCR (continued)

Name	Offset	Hex Tag
SVDCR_CONTEXT_RSN	14	1
SVDCR_CURRENT_VER	14	28
SVDCR_ENTRY_RSN	14	2
SVDCR_EXT_DATA_LEN	54	
SVDCR_EXT_DATA_OFF	50	
SVDCR_EXT_SECTION	14	1F
SVDCR_GRP_SECTION	14	1D
SVDCR_GVS_SECTION	14	1E
SVDCR_HDR_SECTION	14	1A
SVDCR_ID	14	E5C4C3
SVDCR_LEVEL000	14	0
SVDCR_LEVEL001	14	1
SVDCR_LEVEL002	14	2
SVDCR_LEVEL003	14	3
SVDCR_LEVEL004	14	4
SVDCR_LEVEL005	14	5
SVDCR_LEVEL006	14	6
SVDCR_LEVEL007	14	7
SVDCR_LEVEL008	14	8
SVDCR_LEVEL009	14	9
SVDCR_LEVEL010	14	A
SVDCR_LEVEL011	14	B
SVDCR_LEVEL012	14	C
SVDCR_LEVEL013	14	D
SVDCR_LEVEL014	14	E
SVDCR_LEVEL015	14	F
SVDCR_LEVEL016	14	10
SVDCR_LEVEL017	14	11
SVDCR_LEVEL018	14	12
SVDCR_LEVEL019	14	13
SVDCR_LEVEL021	14	15
SVDCR_LEVEL023	14	17
SVDCR_LEVEL025	14	19
SVDCR_LEVEL029	14	1D
SVDCR_LEVEL030	14	1E
SVDCR_LEVEL031	14	1F
SVDCR_LEVEL032	14	20
SVDCR_LEVEL035	14	23
SVDCR_LEVEL038	14	26

Table 56. Cross Reference for IWMSVDCR (continued)

Name	Offset	Hex Tag
SVDCR_LEVEL040	14	28
SVDCR_NLEVEL	14	4
SVDCR_RESERVED_R08	14	9
SVDCR_RESERVED_R09	14	A
SVDCR_RESERVED_R11	14	C
SVDCR_RESERVED_R13	14	E
SVDCR_RESERVED_R14	14	F
SVDCR_RESERVED_R15	14	10
SVDCR_RESERVED_R16	14	11
SVDCR_RESERVED_R17	14	12
SVDCR_RESERVED_R19	14	14
SVDCR_RESERVED_R21	14	16
SVDCR_RESERVED_R23	14	18
SVDCR_RESERVED_R25	14	1A
SVDCR_RESERVED_R29	14	1E
SVDCR_RUL_SECTION	14	1C
SVDCR_SECTION	14	19
SVDCR_SPECRPT1	12	20
SVDCR_SPECRPT2	12	10
SVDCR_SP510	14	1
SVDCR_SP520	14	2
SVDCR_SP530	14	3
SVDCR_SP604	14	4
SVDCR_SP605	14	5
SVDCR_SP606	14	6
SVDCR_SP607	14	7
SVDCR_SP608	14	8
SVDCR_SP7B0	14	23
SVDCR_SP703	14	B
SVDCR_SP705	14	D
SVDCR_SP709	14	11
SVDCR_SP730	14	13
SVDCR_SP750	14	15
SVDCR_SP760	14	17
SVDCR_SP770	14	19
SVDCR_SP790	14	1D
SVDCR_SST_EXT_NUM	5C	
SVDCR_SST_EXT_OFF	58	
SVDCR_SST_EXT_SIZ	5E	

Table 56. Cross Reference for IWMSVDCR (continued)

Name	Offset	Hex Tag
SVDCR_SST_SECTION	14	1B
SVDCRDES	2C	
SVDCRDIL	6	
SVDCREDL	10	
SVDCREDO	14	
SVDCREXT	0	
SVDCREXT_LEN	14	18
SVDCRGDE	8	
SVDCRGDS	C	
SVDCRGFL	A	
SVDCRGIT	3C	
SVDCRGIU	34	
SVDCRGLU	28	4
SVDCRGN	20	
SVDCRGNI	28	8
SVDCRGO	1C	
SVDCRGRN	0	
SVDCRGRP	0	
SVDCRGRP_LEN	4C	54
SVDCRGRT	4C	
SVDCRGRU	44	
SVDCRGS	22	
SVDCRGSN	28	10
SVDCRGSU	A	80
SVDCRGSV	8	
SVDCRGTC	28	40
SVDCRGTN	28	80
SVDCRGTY	28	
SVDCRGTY_AI	29	10
SVDCRGTY_BYTE1	28	
SVDCRGTY_BYTE2	29	
SVDCRGTY_BYTE3	2A	
SVDCRGTY_BYTE4	2B	
SVDCRGTY_CAI	2A	1
SVDCRGTY_CI	29	8
SVDCRGTY_CIP	29	4
SVDCRGTY_CN	29	2
SVDCRGTY_CONN_TYPE	28	2
SVDCRGTY_CQ	2B	40

Table 56. Cross Reference for IWMSVDCR (continued)

Name	Offset	Hex Tag
SVDCRGTY_CTN	2B	80
SVDCRGTY_CUI	29	1
SVDCRGTY_CWN	2A	80
SVDCRGTY_PACK_NAME	28	1
SVDCRGTY_PC	2A	40
SVDCRGTY_PERFORM	29	40
SVDCRGTY_PLAN_NAME	29	80
SVDCRGTY_PR	2A	20
SVDCRGTY_PX	2A	10
SVDCRGTY_SE	2A	8
SVDCRGTY_SPM	2A	4
SVDCRGTY_SSC	2A	2
SVDCRGTY_SYSTEM_NAME	29	20
SVDCRGUI	28	20
SVDCRGVN	30	
SVDCRGVO	2C	
SVDCRGVS	0	
SVDCRGVS_LEN	C	2C
SVDCRGVV	0	
SVDCRHDR	0	
SVDCRHDR_LEN	60	80
SVDCRLN	2C	
SVDCRLVL	4	
SVDCRNAM	0	
SVDCRRAC	0	2
SVDCRRCI	10	8
SVDCRRCN	14	
SVDCRRFL	10	
SVDCRRF2	11	
SVDCRRF3	12	
SVDCRRGI	10	2
SVDCRRLU	0	4
SVDCRRLV	24	
SVDCRRN	18	
SVDCRRNI	0	8
SVDCRRO	14	
SVDCRROB	8	
SVDCRRPI	10	4
SVDCRRPN	1C	

Table 56. Cross Reference for IWMSVDCR (continued)

Name	Offset	Hex Tag
SVDCRRQT	0	
SVDCRRQT_BYTE1	0	
SVDCRRQT_BYTE2	1	
SVDCRRQT_BYTE3	2	
SVDCRRQT_BYTE4	3	
SVDCRRQT_B4_RSV01	3	1
SVDCRRQT_B4_RSV02	3	2
SVDCRRQT_B4_RSV04	3	4
SVDCRRQT_CLIENT_AI	3	20
SVDCRRQT_CLIENT_IP_ADDRESS	3	40
SVDCRRQT_CLIENT_TN	3	10
SVDCRRQT_CLIENT_USERID	2	1
SVDCRRQT_CLIENT_WORKSTATION_NAME	3	80
SVDCRRQT_COLL_NAME	1	80
SVDCRRQT_CONN_TYPE	1	20
SVDCRRQT_CONTAINER_QUAL	3	8
SVDCRRQT_CORR_INFO	1	40
SVDCRRQT_EWLM_SCLASS	2	4
SVDCRRQT_EWLM_TCLASS	2	2
SVDCRRQT_PACK_NAME	1	10
SVDCRRQT_PERFORM	1	4
SVDCRRQT_PLAN_NAME	1	8
SVDCRRQT_PRIORITY	1	1
SVDCRRQT_PROC_NAME	1	2
SVDCRRQT_PROCESS_NAME	2	80
SVDCRRQT_SCHEDULING_ENVIRONMENT	2	8
SVDCRRQT_SUBSYSTEM_COLLECTION	2	10
SVDCRRQT_SYSPLEX_NAME	2	20
SVDCRRQT_SYSTEM_NAME	2	40
SVDCRRQV	4	
SVDCRRS	1A	
SVDCRRSN	0	10
SVDCRRSP	0	1
SVDCRRSU	10	20
SVDCRRSV	C	
SVDCRRTC	0	40
SVDCRRTN	0	80
SVDCRRUI	0	20
SVDCRRUL	0	

Table 56. Cross Reference for IWMSVDCR (continued)

Name	Offset	Hex Tag
SVDCRRUL_LEN	2C	4C
SVDCRSAL	24	20
SVDCRSCI	24	80
SVDCRSCN	28	
SVDCRSDE	4	
SVDCRSFL	24	
SVDCRSHE	24	10
SVDCRSIT	48	
SVDCRSIU	40	
SVDCRSIZ	8	
SVDCRSN	10	
SVDCRSNM	0	
SVDCRSO	C	
SVDCRSPI	24	40
SVDCRSPN	30	
SVDCRSRN	3C	
SVDCRSRO	38	
SVDCRSRT	58	
SVDCRSRU	50	
SVDCRSS	12	
SVDCRSST	0	
SVDCRSST_LEN	58	60
SVDCRSTR	10	1
SVDCTRTB	12	40
SVDCRTRM	12	80
SVDCRVID	0	
SVDCRVN	28	
SVDCRVO	24	
SVDCRVS	2A	
SVDCRWVN	5	

## IWMSVDEF information

### IWMSVDEF programming interface information

IWMSVDEF is a programming interface.

### IWMSVDEF heading information

**Common name:** WLM Service Definition mapping

**Macro ID:** IWMSVDEF



**DSECT name:** SVDEFHDR SVDEFPOL SVDEFWKL SVDEFSCL SVDEFGRP SVDEFRCL SVDEFCLA SVDEFPDA SVDEFRGA SVDEFCON SVDEFEXT SVDEFEMS @LEWMSMA

**Owning component:** Workload Manager (SCWLM)

**Eye-catcher ID:** SVDE  
Offset: 0  
Length: CHAR(4)

**Storage attributes:** Subpool: Any  
Key: Any  
Residency: Above 16M line

**Size:** Determined at run time  
SVDEFHDR -- X'0160' bytes  
SVDEFPOL -- X'0048' bytes  
SVDEFWKL -- X'0048' bytes  
SVDEFSCL -- X'0050' bytes  
SVDEFGRP -- X'00B8' bytes  
SVDEFRCL -- X'0058' bytes  
SVDEFCLA -- X'0020' bytes  
SVDEFPDA -- X'0010' bytes  
SVDEFRGA -- X'0020' bytes  
SVDEFCON -- X'0030' bytes  
SVDEFEMS -- X'0300' bytes  
SVDEFEXT -- X'0020' bytes

**Created by:** Caller

**Pointed to by:** offset into SERV D (IWMSEVRD)

**Serialization:** None

**Function:** Contains general service definition information including service policies, workloads, service classes, report classes, resource groups, base and override service classes (including the period information), base and override resource group values, and constant information. All timestamps are local time expressed in STCK format.

## IWMSVDEF mapping

Table 57. Structure SVDEFHDR

Offset Dec	Offset Hex	Type	Len	Name (Dim)	Description
0	(0)	STRUCTURE	0	SVDEFHDR	
0	(0)	CHARACTER	4	SVDEFNAM	Eyecatcher (SVDE)
4	(4)	BITSTRING	1	SVDEFVLV	Functionality level of the SVDEF. The functionality level defines the highest level of WLM function that exists in the SVDEF.
5	(5)	BITSTRING	1	SVDEFWVN	WLM version number
6	(6)	SIGNED	2	SVDEFDIL	Size of header section
8	(8)	CHARACTER	32	SVDEFDES	Service definition description
40	(28)	SIGNED	4	SVDEFSIZ	Size of SVDEF
44	(2C)	SIGNED	4	SVDEFPO	Offset of policy section if the number of policies is nonzero (otherwise this field is ignored)

Table 57. Structure SVDEFHDR (continued)

Offset Dec	Offset Hex	Type	Len	Name(Dim)	Description
48	(30)	SIGNED	2	SVDEFPPN	Number of policy entries
50	(32)	SIGNED	2	SVDEFPPS	Size of policy entry
52	(34)	SIGNED	4	SVDEFWFO	Offset of workload section if the number of workloads is nonzero (otherwise this field is ignored)
56	(38)	SIGNED	2	SVDEFWVN	Number of workload entries
58	(3A)	SIGNED	2	SVDEFWVS	Size of workload entry
60	(3C)	SIGNED	4	SVDEFWFO	Offset of service class section if number of service classes is nonzero (otherwise this field is ignored)
64	(40)	SIGNED	2	SVDEFWVN	Number of service class entries
66	(42)	SIGNED	2	SVDEFWVS	Size of service class entry
68	(44)	SIGNED	4	SVDEFWFO	Offset of resource group section if number of resource groups is nonzero (otherwise this field is ignored)
72	(48)	SIGNED	2	SVDEFWVN	Number of resource group entries
74	(4A)	SIGNED	2	SVDEFWVS	Size of resource group entry
76	(4C)	SIGNED	4	SVDEFWFO	Offset of report class section if number of report classes is nonzero (otherwise this field is ignored)
80	(50)	SIGNED	2	SVDEFWVN	Number of report class entries
82	(52)	SIGNED	2	SVDEFWVS	Size of report class entry
84	(54)	SIGNED	4	SVDEFWFO	Offset of service class attribute section if number of service class attributes is nonzero (otherwise this field is ignored)
88	(58)	SIGNED	2	SVDEFWVN	Number of service class attribute entries
90	(5A)	SIGNED	2	SVDEFWVS	Size of service class attribute entry
92	(5C)	SIGNED	4	SVDEFWFO	Offset of resource group attribute section if number of service class attributes is nonzero (otherwise this field is ignored)
96	(60)	SIGNED	2	SVDEFWVN	Number of resource group attribute entries
98	(62)	SIGNED	2	SVDEFWVS	Size of resource group attribute entry
100	(64)	SIGNED	4	SVDEFWFO	Offset of constant information section
104	(68)	SIGNED	2	SVDEFWVN	Size of constant information entry
106	(6A)	SIGNED	2	SVDEFWVS	Size of each service class period entry
108	(6C)	CHARACTER	32	SVDEFID	Service definition id starts here (can be mapped by SVIDSSVD in IWMSVIDS)
108	(6C)	CHARACTER	8	SVDEFIDN	Service definition name
116	(74)	CHARACTER	8	SVDEFIDI	Timestamp (STCK format) in local time the service definition was installed (on install processing (IWMDINST) this field is set by WLM)
124	(7C)	CHARACTER	8	SVDEFIDU	Userid of the service administrator that installed the service definition (on install processing (IWMDINST) this field is set by WLM)
132	(84)	CHARACTER	8	SVDEFIDS	Name of the system on which the service definition was installed (on install processing (IWMDINST) this field is set by WLM)

Table 57. Structure SVDEFHDR (continued)

Offset Dec	Offset Hex	Type	Len	Name (Dim)	Description
140	(8C)	CHARACTER	32		Reserved for additional triplets
172	(AC)	CHARACTER	32	SVDEFPRO	ID of product which performed the installation (mapped by SVIDSPRD)
204	(CC)	SIGNED	4	SVDEF_EXT_OFF	Offset of service definition extension section if number of service definition extensions is nonzero (otherwise this field is ignored)
208	(D0)	SIGNED	2	SVDEF_EXT_NUM	Number of service definition extension entries
210	(D2)	SIGNED	2	SVDEF_EXT_SIZ	Size of service definition extension entry
212	(D4)	SIGNED	4	SVDEF_SP_EXT_OFF	Offset of policy extension section if number of policy extensions is nonzero (otherwise this field is ignored)
216	(D8)	SIGNED	2	SVDEF_SP_EXT_NUM	Number of policy extension entries
218	(DA)	SIGNED	2	SVDEF_SP_EXT_SIZ	Size of policy extension entry
220	(DC)	SIGNED	4	SVDEF_WD_EXT_OFF	Offset of workload extension section if number of workload extensions is nonzero (otherwise this field is ignored)
224	(E0)	SIGNED	2	SVDEF_WD_EXT_NUM	Number of workload extension entries
226	(E2)	SIGNED	2	SVDEF_WD_EXT_SIZ	Size of workload extension entry
228	(E4)	SIGNED	4	SVDEF_CD_EXT_OFF	Offset of service class extension section if number of service class extensions is nonzero (otherwise this field is ignored)
232	(E8)	SIGNED	2	SVDEF_CD_EXT_NUM	Number of service class extension entries
234	(EA)	SIGNED	2	SVDEF_CD_EXT_SIZ	Size of service class extension entry
236	(EC)	SIGNED	4	SVDEF_RG_EXT_OFF	Offset of resource group extension section if number of resource group extensions is nonzero (otherwise this field is ignored)
240	(F0)	SIGNED	2	SVDEF_RG_EXT_NUM	Number of resource group extension entries
242	(F2)	SIGNED	2	SVDEF_RG_EXT_SIZ	Size of resource group extension entry
244	(F4)	SIGNED	4	SVDEF_RD_EXT_OFF	Offset of report class extension section if number of report class extensions is nonzero (otherwise this field is ignored)
248	(F8)	SIGNED	2	SVDEF_RD_EXT_NUM	Number of report class extension entries
250	(FA)	SIGNED	2	SVDEF_RD_EXT_SIZ	Size of report class extension entry
252	(FC)	SIGNED	4	SVDEF_CLA_EXT_OFF	Offset of service class attribute extension section if number of service class attribute extensions is nonzero (otherwise this field is ignored)
256	(100)	SIGNED	2	SVDEF_CLA_EXT_NUM	Number of service class attribute extension entries
258	(102)	SIGNED	2	SVDEF_CLA_EXT_SIZ	Size of service class attribute extension entry
260	(104)	SIGNED	4	SVDEF_RGA_EXT_OFF	Offset of resource group attribute extension section if number of resource class attribute extensions is nonzero (otherwise this field is ignored)

Table 57. Structure SVDEFHDR (continued)

Offset Dec	Offset Hex	Type	Len	Name (Dim)	Description
264	(108)	SIGNED	2	SVDEF_RGA_EXT_NUM	Number of resource group attribute extension entries
266	(10A)	SIGNED	2	SVDEF_RGA_EXT_SIZ	Size of resource group attribute extension entry
268	(10C)	SIGNED	4	SVDEF_EWLM_MS_OFF	Offset of GPMP settings section
272	(110)	SIGNED	2	SVDEF_EWLM_MS_SIZ	Length of GPMP settings entry
274	(112)	SIGNED	2	SVDEF_EWLM_MS_NUM	Number of GPMP settings entries
276	(114)	CHARACTER	24		Reserved for additional extension triplets
300	(12C)	SIGNED	4	SVDEF_EXT_DATA_OFF	Offset of extended data (0 if no extended data exists)
304	(130)	SIGNED	4	SVDEF_EXT_DATA_LEN	Length of extended data
308	(134)	CHARACTER	40	SVDEF_CODEPAGE	Codepage used to create service definition
348	(15C)	CHARACTER	4		Reserved
348	(15C)	X'160'	0	SVDEFHDR_LEN	"*-SVDEFHDR"

Table 58. Structure SVDEFPOL

Offset Dec	Offset Hex	Type	Len	Name (Dim)	Description
0	(0)	STRUCTURE	0	SVDEFPOL	Service policy section
0	(0)	CHARACTER	8	SVDEFPMN	Policy name
8	(8)	CHARACTER	32	SVDEFPDE	Policy description
40	(28)	CHARACTER	8	SVDEFPIU	Userid of policy creator
48	(30)	CHARACTER	8	SVDEFPIIT	Timestamp of initial creation
56	(38)	CHARACTER	8	SVDEFPRU	Userid of policy last update
64	(40)	CHARACTER	8	SVDEFPRIT	Timestamp of policy last update
64	(40)	X'48'	0	SVDEFPOL_LEN	"*-SVDEFPOL"

Table 59. Structure SVDEFWKL

Offset Dec	Offset Hex	Type	Len	Name (Dim)	Description
0	(0)	STRUCTURE	0	SVDEFWKL	Workload section
0	(0)	CHARACTER	8	SVDEFWNM	Workload name
8	(8)	CHARACTER	32	SVDEFWDE	Workload description
40	(28)	CHARACTER	8	SVDEFWIU	Userid of workload creator
48	(30)	CHARACTER	8	SVDEFWIT	Timestamp of initial creation
56	(38)	CHARACTER	8	SVDEFWRU	Userid of workload last update
64	(40)	CHARACTER	8	SVDEFWRT	Timestamp of workload last update
64	(40)	X'48'	0	SVDEFWKL_LEN	"*-SVDEFWKL"

Table 60. Structure SVDEFSCCL

Offset Dec	Offset Hex	Type	Len	Name (Dim)	Description
0	(0)	STRUCTURE	0	SVDEFSCCL	Service class section
0	(0)	CHARACTER	8	SVDEFSCNM	Service class name
8	(8)	CHARACTER	32	SVDEFSCDE	Service class description
40	(28)	CHARACTER	8	SVDEFSCWN	Name of associated workload
48	(30)	CHARACTER	8	SVDEFSCIU	Userid of service class creator

Table 60. Structure SVDEFSCCL (continued)

Offset Dec	Offset Hex	Type	Len	Name (Dim)	Description
56	(38)	CHARACTER	8	SVDEFCIT	Timestamp of initial creation
64	(40)	CHARACTER	8	SVDEF CRU	Userid of service class last update
72	(48)	CHARACTER	8	SVDEF CRT	Timestamp of service class last update
72	(48)	X'50'	0	SVDEF SCL_LEN	"*-SVDEF SCL"

Table 61. Structure SVDEFGRP

Offset Dec	Offset Hex	Type	Len	Name (Dim)	Description
0	(0)	STRUCTURE	0	SVDEFGRP	Resource group section
0	(0)	CHARACTER	8	SVDEF GNM	Resource group name
8	(8)	CHARACTER	32	SVDEF GDE	Resource group description
40	(28)	CHARACTER	8	SVDEF GIU	Userid of resource group creator
48	(30)	CHARACTER	8	SVDEF GIT	Timestamp of initial creation
56	(38)	CHARACTER	8	SVDEF GRU	Userid of resource group last update
64	(40)	CHARACTER	8	SVDEF GRT	Timestamp of resource group last update
72	(48)	BITSTRING	4	SVDEF GFL	Indicators

Bit definitions:

		1... ....		SVDEF TRG	"X'80'" This is a Tenant Resource Group
		.1... ....		SVDEF TRG_HWCONTAINER	"X'40'" This is a Tenant Resource Group which is enabled for zCBP.
76	(4C)	CHARACTER	4		Reserved to align to DWORD boundary
80	(50)	CHARACTER	8	SVDEF_TENANTID	ID of associated Tenant
88	(58)	CHARACTER	32	SVDEF_TENANTNAME	Name of associated Tenant
120	(78)	CHARACTER	64	SVDEF_TRGSOLUTIONID	Solution Id of the Tenant Resource Group
120	(78)	X'B8'	0	SVDEF GRP_LEN	"*-SVDEFGRP"

Table 62. Structure SVDEFRCL

Offset Dec	Offset Hex	Type	Len	Name (Dim)	Description
0	(0)	STRUCTURE	0	SVDEF RCL	Report class section
0	(0)	CHARACTER	8	SVDEF RNM	Report class name
8	(8)	CHARACTER	32	SVDEF RDE	Report class description
40	(28)	CHARACTER	8	SVDEF RIU	Userid of report class creator
48	(30)	CHARACTER	8	SVDEF RIT	Timestamp of initial creation
56	(38)	CHARACTER	8	SVDEF RRU	Userid of report class last update
64	(40)	CHARACTER	8	SVDEF RRT	Timestamp of report class recent update
72	(48)	BITSTRING	4	SVDEF RFL	Indicators

Bit definitions:

		1... ....		SVDEF TRC	"X'80'" This is a Tenant Report Class
76	(4C)	CHARACTER	4		Reserved to align to DWORD boundary
80	(50)	CHARACTER	8	SVDEF_TRG_NAME	Name of associated Tenant Resource Group

Table 62. Structure SVDEFRCL (continued)

Offset Dec	Offset Hex	Type	Len	Name (Dim)	Description
80	(50)	X'58'	0	SVDEFRCL_LEN	"*-SVDEFRCL"

Table 63. Structure SVDEFCLA

Offset Dec	Offset Hex	Type	Len	Name (Dim)	Description
0	(0)	STRUCTURE	0	SVDEFCLA	Service class attributes section
0	(0)	CHARACTER	8	SVDEFSCN	Service class name with which this attribute is associated
8	(8)	CHARACTER	8	SVDEFSPN	Name of policy that service class attribute is associated with (this field will be blanks if it is a base attribute)
16	(10)	CHARACTER	8	SVDEF CGN	Name of the resource group this service class is associated with - blanks if no resource group association
24	(18)	SIGNED	2	SVDEF CPN	Number of service class periods for this service class attribute
26	(1A)	CHARACTER	1	SVDEF FLG	Service Class Attribute

Bit definitions:

		1... ....		SVDEF CPC	"X'80'" Service Class CPU protection attribute
		.1.. ....		SVDEF IPG	"X'40'" Service Class assigned to I/O priority group
		..1. ....		SVDEF_INELIGHONORPRIORITY	"X'20'" Service Class Honor Priority attribute. When on, specialty engine eligible work in this service class will not be offloaded to CPs for help processing
27	(1B)	CHARACTER	5	SVDEF CAT	Reserved (keep structure on dword boundary)
27	(1B)	X'20'	0	SVDEFCLA_LEN	"*-SVDEFCLA"

Table 64. Structure SVDEFPPDA

Offset Dec	Offset Hex	Type	Len	Name (Dim)	Description
0	(0)	STRUCTURE	0	SVDEFPPDA	Service class period data mapping
0	(0)	BITSTRING	1	SVDEFTYP	Goal type indicators - mutually exclusive

Bit definitions:

		1... ....		SVDEF PRC	"X'80'" Percentile response time goal
		.1.. ....		SVDEF AVG	"X'40'" Average response time goal
		..1. ....		SVDEF VEL	"X'20'" Velocity goal
		...1 ....		SVDEF DSC	"X'10'" Discretionary goal
1	(1)	BITSTRING	1	SVDEF RTU	Response time unit indicator - indicates the units in which the SVDEFVAL field is expressed 1 => milliseconds, 2 => seconds 3 => minutes, 4 => hours
2	(2)	SIGNED	2	SVDEF PER	Goal percentile value

Table 64. Structure SVDEFPDA (continued)

Offset Dec	Offset Hex	Type	Len	Name (Dim)	Description
4	(4)	SIGNED	2	SVDEFIMP	Importance level 1 (most important) to 5 (least important). Must be specified for all goal types except discretionary (for discretionary, importance is ignored)
6	(6)	SIGNED	2		Reserved
8	(8)	SIGNED	4	SVDEFVAL	Response time goal or speed goal Zero if discretionary or if no goal defined
12	(C)	SIGNED	4	SVDEFDUR	Service class period duration, in service units, or zero for last period
12	(C)	X'10'	0	SVDEFPDA_LEN	"*-SVDEFPDA"

Table 65. Structure SVDEFRGA

Offset Dec	Offset Hex	Type	Len	Name (Dim)	Description
0	(0)	STRUCTURE	0	SVDEFRGA	Resource group attributes section
0	(0)	CHARACTER	8	SVDEFRGN	Resource group name
8	(8)	CHARACTER	8	SVDEFRPN	Resource group attribute policy name
16	(10)	SIGNED	4	SVDEFGMN	Minimum service rate, in raw CPU service units
20	(14)	SIGNED	4	SVDEFGMX	Maximum service rate, in raw CPU service units
24	(18)	BITSTRING	4	SVDEFGLT	Indicators
Bit definitions:					
		1... ....		SVDEFMXS	"X'80'" Maximum service rate was specified
		.1.. ....		SVDEFMNS	"X'40'" Minimum service rate was specified
		...1 ....		SVDEFGPV	"X'10'" Service rates in percentage of total LPAR capacity
		.... 1...		SVDEFGPC	"X'08'" Service rates in percentage of a single processor
		.... .1..		SVDEFMLS	"X'04'" Memory limit was specified ?
		.... ..1.		SVDEFISP	"X'02'" Include Specialty Processor Consumption was specified
		.... ...1		SVDEFGMS	"X'01'" Service rates in MSU/h
28	(1C)	SIGNED	4	SVDEF_MEMORYLIMIT	Maximum memory limit in GB
28	(1C)	X'20'	0	SVDEFRGA_LEN	"*-SVDEFRGA"

Table 66. Structure SVDEFCON

Offset Dec	Offset Hex	Type	Len	Name (Dim)	Description
0	(0)	STRUCTURE	0	SVDEFCON	Constants
0	(0)	BITSTRING	1	SVDEFFL1	Flag 1
Bit definitions:					
		1... ....		SVDEFSC0	"X'80'" Service coefficients were specified
1	(1)	BITSTRING	1	SVDEFFL2	Flag 2

Table 66. Structure SVDEFCON (continued)

Offset Dec	Offset Hex	Type	Len	Name(Dim)	Description
Bit definitions:					
		1... ....		SVDEFIOM	"X'80'" When set indicates that we should include the I/O delays in the execution velocity
		.1.. ....		SVDEFDAM	"X'40'" When set indicates dynamic alias tuning is available
		..1. ....		SVDEFIOE	"X'20'" When set indicates I/O priority groups are enabled
		...1 ....		SVDEFDGM	"X'10'" When set indicates that Discretionary Goal Management is deactivated
2	(2)	BITSTRING	1	SVDEFFL3	Flag 3 - reserved
3	(3)	BITSTRING	1	SVDEFFL4	Flag 4 - reserved
4	(4)	CHARACTER	16	SVDEFECFF	Service coefficients. Starting with z/OS V2R5, the system takes pre-set values (CPU=1*10000, SRB=1*10000, IOC=0, MS0=0). Any deviating values below are ignored
4	(4)	SIGNED	4	SVDEFPCU	CPU service coefficient * 10000 - the number by which accumulated CPU service units will be multiplied (weighted)
8	(8)	SIGNED	4	SVDEFIOC	I/O service coefficient * 10000 - the number by which accumulated I/O service units will be multiplied (weighted)
12	(C)	SIGNED	4	SVDEFMS0	Storage service coefficient * 10000 - the number by which accumulated storage service units will be multiplied (weighted)
16	(10)	SIGNED	4	SVDEFSRB	SRB service coefficient * 10000 - the number by which accumulated SRB service units will be multiplied (weighted)
20	(14)	CHARACTER	28		Reserved (keep structure on dword boundary)
20	(14)	X'30'	0	SVDEFCON_LEN	"*-SVDEFCON"

Table 67. Structure SVDEFEMS

Offset Dec	Offset Hex	Type	Len	Name(Dim)	Description
0	(0)	STRUCTURE	0	SVDEFEMS	GPMP settings
0	(0)	BITSTRING	1	SVDEFEFL	Flags
Bit definitions:					
		1... ....		SVDEFEAY	"X'80'" GPMP should be activated
		.1.. ....		SVDEFALS	"X'40'" Reserved
		..1. ....		SVDEFALC	"X'20'" Reserved
1	(1)	BITSTRING	3		Reserved
4	(4)	SIGNED	4	SVDEFEDP	Reserved
8	(8)	CHARACTER	256	SVDEFEDN	Reserved
264	(108)	CHARACTER	240	SVDEFSKN	Reserved
504	(1F8)	SIGNED	4		Reserved
508	(1FC)	SIGNED	2	SVDEFNSY	Number of host systems to be excluded



Table 67. Structure SVDEFEMS (continued)

Offset Dec	Offset Hex	Type	Len	Name (Dim)	Description
510	(1FE)	SIGNED	2		Reserved
512	(200)	CHARACTER	8	SVDEFESYN	Names of host systems to be excluded
768	(300)	X'300'	0	SVDEFEMS_LEN	"*-SVDEFEMS"

Table 68. Structure SVDEFEXT

Offset Dec	Offset Hex	Type	Len	Name (Dim)	Description
0	(0)	STRUCTURE	0	SVDEFEXT	Extension section entry
0	(0)	CHARACTER	8	SVDEFVID	Vendor/product id that owns the entry
8	(8)	CHARACTER	8	SVDEFROB	Related object name - name of object (for example, service class name SVDEFECNM) which this extension entry extends
16	(10)	CHARACTER	8	SVDEFEPN	Related policy name - valid only if this entry extends a service class attribute or resource group attribute entry (otherwise this field is ignored). Note that a value of blanks indicates that the attribute which this entry extends is a base attribute
24	(18)	SIGNED	2	SVDEFEDL	Extended data length
26	(1A)	CHARACTER	2		Reserved
28	(1C)	SIGNED	4	SVDEFEDO	Offset to extended data - offset is from the beginning of the extended data whose offset is in SVDEF_EXT_DATA_OFF

## Constants

28	(1C)	X'1'	0	SVDEF_RTU_MS	"1" SVDEFRTU value indicating that SVDEFVAL value is expressed in milliseconds
28	(1C)	X'2'	0	SVDEF_RTU_SECOND	"2" SVDEFRTU value indicating that SVDEFVAL value is expressed in seconds
28	(1C)	X'3'	0	SVDEF_RTU_MINUTE	"3" SVDEFRTU value indicating that SVDEFVAL value is expressed in minutes
28	(1C)	X'4'	0	SVDEF_RTU_HOUR	"4" SVDEFRTU value indicating that SVDEFVAL value is expressed in hours
28	(1C)	X'E5C4C5'	0	SVDEF_NAME	"C'SVDE'" 'SVDE' acronym
28	(1C)	X'1'	0	SVDEF_LEVEL001	"1" Functionality level introduced by WLM in SP510.
28	(1C)	X'1'	0	SVDEF_SP510	"1" WLM SP510 version
28	(1C)	X'2'	0	SVDEF_LEVEL002	"2" Functionality level introduced by WLM in SP520.
28	(1C)	X'2'	0	SVDEF_SP520	"2" WLM SP520 version
28	(1C)	X'3'	0	SVDEF_LEVEL003	"3" Functionality level introduced by WLM in OS/390 V1R3
28	(1C)	X'3'	0	SVDEF_SP530	"3" WLM version number for OS/390 V1R3
28	(1C)	X'4'	0	SVDEF_LEVEL004	"4" Functionality level introduced by WLM in OS/390 V2R4
28	(1C)	X'4'	0	SVDEF_SP604	"4" WLM version number for OS/390 V2R4
28	(1C)	X'5'	0	SVDEF_LEVEL005	"5" Functionality level introduced by WLM in OS/390 V2R5

Table 68. Structure SVDEFEXT (continued)

Offset Dec	Offset Hex	Type	Len	Name (Dim)	Description
28	(1C)	X'5'	0	SVDEF_SP605	"5" WLM version number for OS/390 V2R5
28	(1C)	X'6'	0	SVDEF_LEVEL006	"6" Functionality level introduced by WLM in OS/390 V2R6
28	(1C)	X'6'	0	SVDEF_SP606	"6" WLM version number for OS/390 V2R6
28	(1C)	X'7'	0	SVDEF_LEVEL007	"7" Functionality level introduced by WLM in OS/390 V2R7
28	(1C)	X'7'	0	SVDEF_SP607	"7" WLM version number for OS/390 V2R7
28	(1C)	X'8'	0	SVDEF_LEVEL008	"8" Functionality level introduced by WLM in OS/390 V2R7
28	(1C)	X'8'	0	SVDEF_SP608	"8" WLM version number for OS/390 V2R7
28	(1C)	X'9'	0	SVDEF_LEVEL009	"9" Functionality level reserved for WLM OS/390 V2R8
28	(1C)	X'9'	0	SVDEF_RESERVED_R08	"9" WLM version number reserved for OS/390 V2R8
28	(1C)	X'A'	0	SVDEF_LEVEL010	"10" Functionality level reserved for WLM OS/390 V2R9
28	(1C)	X'A'	0	SVDEF_RESERVED_R09	"10" WLM version number reserved for OS/390 V2R9
28	(1C)	X'B'	0	SVDEF_LEVEL011	"11" Functionality level introduced by WLM in OS/390 V2R10
28	(1C)	X'B'	0	SVDEF_SP703	"11" WLM version number for OS/390 V2R10
28	(1C)	X'C'	0	SVDEF_LEVEL012	"12" Functionality level reserved for WLM OS/390 V2R11
28	(1C)	X'C'	0	SVDEF_RESERVED_R11	"12" WLM version number reserved for OS/390 V2R11
28	(1C)	X'D'	0	SVDEF_LEVEL013	"13" Functionality level introduced by WLM in OS/390 V2R12
28	(1C)	X'D'	0	SVDEF_SP705	"13" WLM version number for OS/390 V2R12
28	(1C)	X'E'	0	SVDEF_LEVEL014	"14" Functionality level reserved for WLM in z/OS V1R3
28	(1C)	X'E'	0	SVDEF_RESERVED_R13	"14" WLM version number reserved for z/OS V1R3
28	(1C)	X'F'	0	SVDEF_LEVEL015	"15" Functionality level reserved for WLM in z/OS V1R4
28	(1C)	X'F'	0	SVDEF_RESERVED_R14	"15" WLM version number reserved for z/OS V1R4
28	(1C)	X'10'	0	SVDEF_LEVEL016	"16" Functionality level reserved for WLM in z/OS V1R5
28	(1C)	X'10'	0	SVDEF_RESERVED_R15	"16" WLM version number reserved for z/OS V1R5
28	(1C)	X'11'	0	SVDEF_LEVEL017	"17" Functionality level introduced by WLM in z/OS V1R6
28	(1C)	X'11'	0	SVDEF_SP709	"17" WLM version number in z/OS V1R6
28	(1C)	X'11'	0	SVDEF_RESERVED_R16	"17" WLM version number reserved for z/OS V1R6
28	(1C)	X'12'	0	SVDEF_LEVEL018	"18" Functionality level reserved for WLM z/OS V1R17
28	(1C)	X'12'	0	SVDEF_RESERVED_R17	"18" WLM version number reserved for z/OS V1R17
28	(1C)	X'13'	0	SVDEF_LEVEL019	"19" Functionality level introduced with WLM z/OS V1R18

Table 68. Structure SVDEFEXT (continued)

Offset Dec	Offset Hex	Type	Len	Name (Dim)	Description
28	(1C)	X'13'	0	SVDEF_SP730	"19" WLM version number introduced with z/OS V1R18
28	(1C)	X'14'	0	SVDEF_LEVEL020	"20" Functionality level reserved for WLM z/OS V1R18 APARS etc
28	(1C)	X'15'	0	SVDEF_LEVEL021	"21" Functionality level introduced with WLM z/OS V1R10
28	(1C)	X'15'	0	SVDEF_SP750	"21" WLM version number introduced with z/OS V1R10
28	(1C)	X'16'	0	SVDEF_LEVEL022	"22" Functionality level reserved for WLM z/OS V1R10 APARS etc
28	(1C)	X'17'	0	SVDEF_LEVEL023	"23" Functionality level introduced with WLM z/OS V1R11
28	(1C)	X'17'	0	SVDEF_SP760	"23" WLM version number introduced with z/OS V1R11
28	(1C)	X'19'	0	SVDEF_LEVEL025	"25" Functionality level introduced with WLM z/OS V1R12
28	(1C)	X'19'	0	SVDEF_SP770	"25" WLM version number introduced with z/OS V1R12
28	(1C)	X'1D'	0	SVDEF_LEVEL029	"29" Functionality level introduced with WLM z/OS V2R1
28	(1C)	X'1D'	0	SVDEF_SP790	"29" WLM version number introduced with z/OS V2R1
28	(1C)	X'1E'	0	SVDEF_LEVEL030	"30" Functionality level introduced for Special Reporting
28	(1C)	X'1F'	0	SVDEF_LEVEL031	"31" Functionality level introduced for Specialty Engines Containment
28	(1C)	X'20'	0	SVDEF_LEVEL032	"32" Functionality level introduced for Workload billing groups
28	(1C)	X'23'	0	SVDEF_SP7B0	"35" WLM version number introduced with z/OS V2R3
28	(1C)	X'23'	0	SVDEF_LEVEL035	"35" Functionality level introduced with WLM z/OS V2R3
28	(1C)	X'26'	0	SVDEF_LEVEL038	"38" Functionality level introduced for System Recovery Boost stage 3
28	(1C)	X'28'	0	SVDEF_LEVEL040	"40" Functionality level introduced for z/OS Container support
28	(1C)	X'28'	0	SVDEF_CURRENT_VER	"40" Current version level used when checking functionality within WLM product
28	(1C)	X'20'	0	SVDEFEXT_LEN	"*-SVDEFEXT"

Table 69. Cross Reference for IWMSVDEF

Name	Offset	Hex	Tag
SVDEF_CD_EXT_NUM	E8		
SVDEF_CD_EXT_OFF	E4		
SVDEF_CD_EXT_SIZ	EA		
SVDEF_CLA_EXT_NUM	100		
SVDEF_CLA_EXT_OFF	FC		
SVDEF_CLA_EXT_SIZ	102		
SVDEF_CODEPAGE	134		
SVDEF_CURRENT_VER	1C		28
SVDEF_EWLM_MS_NUM	112		

Table 69. Cross Reference for IWMSVDEF (continued)

Name	Offset	Hex Tag
SVDEF_EWLM_MS_OFF	10C	
SVDEF_EWLM_MS_SIZ	110	
SVDEF_EXT_DATA_LEN	130	
SVDEF_EXT_DATA_OFF	12C	
SVDEF_EXT_NUM	D0	
SVDEF_EXT_OFF	CC	
SVDEF_EXT_SIZ	D2	
SVDEF_INELIGHONORPRIORITY	1A	20
SVDEF_LEVEL001	1C	1
SVDEF_LEVEL002	1C	2
SVDEF_LEVEL003	1C	3
SVDEF_LEVEL004	1C	4
SVDEF_LEVEL005	1C	5
SVDEF_LEVEL006	1C	6
SVDEF_LEVEL007	1C	7
SVDEF_LEVEL008	1C	8
SVDEF_LEVEL009	1C	9
SVDEF_LEVEL010	1C	A
SVDEF_LEVEL011	1C	B
SVDEF_LEVEL012	1C	C
SVDEF_LEVEL013	1C	D
SVDEF_LEVEL014	1C	E
SVDEF_LEVEL015	1C	F
SVDEF_LEVEL016	1C	10
SVDEF_LEVEL017	1C	11
SVDEF_LEVEL018	1C	12
SVDEF_LEVEL019	1C	13
SVDEF_LEVEL020	1C	14
SVDEF_LEVEL021	1C	15
SVDEF_LEVEL022	1C	16
SVDEF_LEVEL023	1C	17
SVDEF_LEVEL025	1C	19
SVDEF_LEVEL029	1C	1D
SVDEF_LEVEL030	1C	1E
SVDEF_LEVEL031	1C	1F
SVDEF_LEVEL032	1C	20
SVDEF_LEVEL035	1C	23
SVDEF_LEVEL038	1C	26
SVDEF_LEVEL040	1C	28

Table 69. Cross Reference for IWMSVDEF (continued)

Name	Offset	Hex Tag
SVDEF_MEMORYLIMIT	1C	
SVDEF_NAME	1C	E5C4C5
SVDEF_RD_EXT_NUM	F8	
SVDEF_RD_EXT_OFF	F4	
SVDEF_RD_EXT_SIZ	FA	
SVDEF_RESERVED_R08	1C	9
SVDEF_RESERVED_R09	1C	A
SVDEF_RESERVED_R11	1C	C
SVDEF_RESERVED_R13	1C	E
SVDEF_RESERVED_R14	1C	F
SVDEF_RESERVED_R15	1C	10
SVDEF_RESERVED_R16	1C	11
SVDEF_RESERVED_R17	1C	12
SVDEF_RG_EXT_NUM	F0	
SVDEF_RG_EXT_OFF	EC	
SVDEF_RG_EXT_SIZ	F2	
SVDEF_RGA_EXT_NUM	108	
SVDEF_RGA_EXT_OFF	104	
SVDEF_RGA_EXT_SIZ	10A	
SVDEF_RTU_HOUR	1C	4
SVDEF_RTU_MINUTE	1C	3
SVDEF_RTU_MS	1C	1
SVDEF_RTU_SECOND	1C	2
SVDEF_SP_EXT_NUM	D8	
SVDEF_SP_EXT_OFF	D4	
SVDEF_SP_EXT_SIZ	DA	
SVDEF_SP510	1C	1
SVDEF_SP520	1C	2
SVDEF_SP530	1C	3
SVDEF_SP604	1C	4
SVDEF_SP605	1C	5
SVDEF_SP606	1C	6
SVDEF_SP607	1C	7
SVDEF_SP608	1C	8
SVDEF_SP7B0	1C	23
SVDEF_SP703	1C	B
SVDEF_SP705	1C	D
SVDEF_SP709	1C	11
SVDEF_SP730	1C	13

Table 69. Cross Reference for IWMSVDEF (continued)

Name	Offset	Hex Tag
SVDEF_SP750	1C	15
SVDEF_SP760	1C	17
SVDEF_SP770	1C	19
SVDEF_SP790	1C	1D
SVDEF_TENANTID	50	
SVDEF_TENANTNAME	58	
SVDEF_TRG_NAME	50	
SVDEF_TRGSOLUTIONID	78	
SVDEF_WD_EXT_NUM	E0	
SVDEF_WD_EXT_OFF	DC	
SVDEF_WD_EXT_SIZ	E2	
SVDEFALC	0	20
SVDEFALS	0	40
SVDEFAVG	0	40
SVDEFCAN	58	
SVDEFCAO	54	
SVDEFCAS	5A	
SVDEFCAT	1B	
SVDEFCDE	8	
SVDEFCFF	4	
SVDEFCGN	10	
SVDEFCIT	38	
SVDEFCIU	30	
SVDEFCLA	0	
SVDEFCLA_LEN	1B	20
SVDEFCON	40	
SVDEFCONM	0	
SVDEFCONO	64	
SVDEFCONS	68	
SVDEFCON	3C	
SVDEFCON	0	
SVDEFCON_LEN	14	30
SVDEFPCPC	1A	80
SVDEFPCPN	18	
SVDEFPCPS	6A	
SVDEFPCPU	4	
SVDEFPCRT	48	
SVDEFPCRU	40	
SVDEFPCS	42	

Table 69. Cross Reference for IWMSVDEF (continued)

Name	Offset	Hex Tag
SVDEFCWN	28	
SVDEFDAM	1	40
SVDEFDES	8	
SVDEFDGM	1	10
SVDEFDIL	6	
SVDEFDSC	0	10
SVDEFDUR	C	
SVDEFEAY	0	80
SVDEFEDL	18	
SVDEFEDN	8	
SVDEFEDO	1C	
SVDEFEDP	4	
SVDEFEFL	0	
SVDEFEMS	0	
SVDEFEMS_LEN	300	300
SVDEFEPN	10	
SVDEFEXT	0	
SVDEFEXT_LEN	1C	20
SVDEFFLG	1A	
SVDEFFL1	0	
SVDEFFL2	1	
SVDEFFL3	2	
SVDEFFL4	3	
SVDEFGAN	60	
SVDEFGAO	5C	
SVDEFGAS	62	
SVDEFGDE	8	
SVDEFGFL	48	
SVDEFGIT	30	
SVDEFGIU	28	
SVDEFGLT	18	
SVDEFGMN	10	
SVDEFGMS	18	1
SVDEFGMX	14	
SVDEFGN	48	
SVDEFGNM	0	
SVDEFGO	44	
SVDEFGPC	18	8
SVDEFGPV	18	10

Table 69. Cross Reference for IWMSVDEF (continued)

Name	Offset	Hex Tag
SVDEFGRP	0	
SVDEFGRP_LEN	78	B8
SVDEFGRT	40	
SVDEFGRU	38	
SVDEFGS	4A	
SVDEFHDR	0	
SVDEFHDR_LEN	15C	160
SVDEFID	6C	
SVDEFIDN	6C	
SVDEFIDS	84	
SVDEFIDU	7C	
SVDEFIMP	4	
SVDEFIOC	8	
SVDEFIOE	1	20
SVDEFIOM	1	80
SVDEFIPG	1A	40
SVDEFISP	18	2
SVDEFVLV	4	
SVDEFMLS	18	4
SVDEFMNS	18	40
SVDEFMSO	C	
SVDEFMXS	18	80
SVDEFNAM	0	
SVDEFNSY	1FC	
SVDEFPPDA	0	
SVDEFPPDA_LEN	C	10
SVDEFPPDE	8	
SVDEFPPER	2	
SVDEFPPIT	30	
SVDEFPIU	28	
SVDEFPPN	30	
SVDEFPPNM	0	
SVDEFPP0	2C	
SVDEFPPOL	0	
SVDEFPPOL_LEN	40	48
SVDEFPPRC	0	80
SVDEFPPRO	AC	
SVDEFPPRT	40	
SVDEFPPRU	38	



Table 69. Cross Reference for IWMSVDEF (continued)

Name	Offset	Hex Tag
SVDEFPS	32	
SVDEFRCL	0	
SVDEFRCL_LEN	50	58
SVDEFRDE	8	
SVDEFRFL	48	
SVDEFRGA	0	
SVDEFRGA_LEN	1C	20
SVDEFRGN	0	
SVDEFRIT	30	
SVDEFRIU	28	
SVDEFRN	50	
SVDEFRNM	0	
SVDEFRO	4C	
SVDEFROB	8	
SVDEFRPN	8	
SVDEFRRT	40	
SVDEFRRU	38	
SVDEFRS	52	
SVDEFRTU	1	
SVDEFSCL	0	
SVDEFSCL_LEN	48	50
SVDEFSCN	0	
SVDEFSCO	0	80
SVDEFSIZ	28	
SVDEFSKN	108	
SVDEFSPN	8	
SVDEFSRB	10	
SVDEFSYN	200	
SVDEFTDI	74	
SVDEFTRC	48	80
SVDEFTRG	48	80
SVDEFTRG_HWCONTAINER	48	40
SVDEFTYP	0	
SVDEFVAL	8	
SVDEFVEL	0	20
SVDEFVID	0	
SVDEFWDE	8	
SVDEFWIT	30	
SVDEFWIU	28	

Table 69. Cross Reference for IWMSVDEF (continued)

Name	Offset	Hex Tag
SVDEFWKL	0	
SVDEFWKL_LEN	40	48
SVDEFWN	38	
SVDEFWNM	0	
SVDEFWO	34	
SVDEFWRT	40	
SVDEFWRU	38	
SVDEFWS	3A	
SVDEFWVN	5	

## IWMSVIDS information

### IWMSVIDS programming interface information

IWMSVIDS is a programming interface.

### IWMSVIDS heading information

<b>Common name:</b>	WLM Service Definition identifier mappings
<b>Macro ID:</b>	IWMSVIDS
<b>DSECT name:</b>	SVIDSSVP (DSECT name of service policy id mapping) SVIDSSVD (DSECT name of service definition id mapping) SVIDSPRD (DSECT name of product id mapping)
<b>Owning component:</b>	Workload Manager (SCWLM)
<b>Eye-catcher ID:</b>	None
<b>Storage attributes:</b>	Subpool: Any Key: Any Residency: Above 16M line
<b>Size:</b>	Determined at run time
<b>Created by:</b>	N/A
<b>Pointed to by:</b>	R1 and AR1
<b>Serialization:</b>	None
<b>Function:</b>	Contains mappings for data returned from the IWMCQRY and IWMDINST services. SVIDSSVP (DSECT name of service policy id mapping) -This is used to map the output returned via the POLICY_ID keyword of the IWMCQRY service. SVIDSSVD (DSECT name of service definition id mapping) -This is used to map the output returned via the QRY_BASEID keyword on the IWMDINST service. SVIDSPRD (DSECT name of product id mapping) -This is used to map the output returned via the PRODUCT_ID keyword on the IWMDINST service. All timestamps are local time expressed in STCK format.

## IWMSVIDS mapping

Table 70. Structure SVIDSSVP

Offset Dec	Offset Hex	Type	Len	Name (Dim)	Description
0	(0)	STRUCTURE	0	SVIDSSVP	Service policy id mapping
0	(0)	CHARACTER	8	SVIDSSVP_NAME	Service policy name
8	(8)	CHARACTER	8	SVIDSSVP_TIMESTAMP	Activation timestamp
8	(8)	X'10'	0	SVIDSSVP_LEN	"*-SVIDSSVP"

Table 71. Structure SVIDSSVD

Offset Dec	Offset Hex	Type	Len	Name (Dim)	Description
0	(0)	STRUCTURE	0	SVIDSSVD	Service definition id mapping
0	(0)	CHARACTER	8	SVIDSSVD_NAME	Service definition name
8	(8)	CHARACTER	8	SVIDSSVD_TIMESTAMP	Installation timestamp
16	(10)	CHARACTER	8	SVIDSSVD_USERID	Userid that installed the service definition
24	(18)	CHARACTER	8	SVIDSSVD_SYSTEM_NAME	System on which the installation was done
24	(18)	X'20'	0	SVIDSSVD_LEN	"*-SVIDSSVD"

Table 72. Structure SVIDSPRD

Offset Dec	Offset Hex	Type	Len	Name (Dim)	Description
0	(0)	STRUCTURE	0	SVIDSPRD	Product id mapping
0	(0)	CHARACTER	8	SVIDSPRD_NAME	Product name
8	(8)	CHARACTER	8	SVIDSPRD_VERSION	Version
16	(10)	CHARACTER	16	SVIDSPRD_SANDBOX	Product sandbox
16	(10)	X'20'	0	SVIDSPRD_LEN	"*-SVIDSPRD"

Table 73. Cross Reference for IWMSVIDS

Name	Offset	Hex	Tag
SVIDSPRD	0		
SVIDSPRD_LEN	10		20
SVIDSPRD_NAME	0		
SVIDSPRD_SANDBOX	10		
SVIDSPRD_VERSION	8		
SVIDSSVD	0		
SVIDSSVD_LEN	18		20
SVIDSSVD_NAME	0		
SVIDSSVD_SYSTEM_NAME	18		
SVIDSSVD_TIMESTAMP	8		
SVIDSSVD_USERID	10		
SVIDSSVP	0		
SVIDSSVP_LEN	8		10
SVIDSSVP_NAME	0		
SVIDSSVP_TIMESTAMP	8		

## IWMSVNPA information

### IWMSVNPA programming interface information

IWMSVNPA is a programming interface.

### IWMSVNPA heading information

<b>Common name:</b>	WLM Service Definition Notepad mapping
<b>Macro ID:</b>	IWMSVNPA
<b>DSECT name:</b>	SVNPAHDR SVNPADAT
<b>Owning component:</b>	Workload Manager (SCWLM)
<b>Eye-catcher ID:</b>	SVNP Offset: 0 Length: CHAR(4)
<b>Storage attributes:</b>	Subpool: Any Key: Any Residency: Above 16M line
<b>Size:</b>	Determined at run time SVNPAHDR -- X'0014' bytes SVNPADAT -- X'0050' bytes
<b>Created by:</b>	Caller
<b>Pointed to by:</b>	offset within SERVD (IWMSERVD) mapping
<b>Serialization:</b>	None
<b>Function:</b>	Contains service definition notepad information

### IWMSVNPA mapping

Table 74. Structure SVNPAHDR

Offset Dec	Offset Hex	Type	Len	Name(Dim)	Description
0	(0)	STRUCTURE	0	SVNPAHDR	Notepad area
0	(0)	CHARACTER	4	SVNPANAM	Eyecatcher is SVNP
4	(4)	BITSTRING	1	SVNPALVL	Functionality level of the SVDCR.
The functionality level defines the highest level of WLM function@P1A that exists in the SVDCR.					
5	(5)	BITSTRING	1	SVNPAWVN	WLM version number
6	(6)	SIGNED	2	SVNPADIL	Size of header
8	(8)	SIGNED	4	SVNPASIZ	Size in bytes of notepad area
12	(C)	SIGNED	4	SVNPANDO	Offset of notepad data if number of notepad data entries is nonzero (otherwise this field is ignored)
16	(10)	SIGNED	2	SVNPANDN	Number of notepad data entries
18	(12)	SIGNED	2	SVNPANDS	Size of notepad data entry
18	(12)	X'14'	0	SVNPAHDR_LEN	"*-SVNPAHDR"

Table 75. Structure SVNPADAT

Offset Dec	Offset Hex	Type	Len	Name (Dim)	Description
0	(0)	STRUCTURE	0	SVNPADAT	Notepad data section
0	(0)	CHARACTER	80	SVNPANPD	Notepad data
Constants					
0	(0)	X'E5D5D7'	0	SVNPA_ID	"C'SVNP'" 'SVNP' identifier
0	(0)	X'1'	0	SVNPA_LEVEL001	"1" Functionality level introduced by WLM in SP510.
0	(0)	X'1'	0	SVNPA_SP510	"1" WLM SP510 version
0	(0)	X'2'	0	SVNPA_LEVEL002	"2" Functionality level introduced by WLM in SP520.
0	(0)	X'2'	0	SVNPA_SP520	"2" WLM SP520 version
0	(0)	X'3'	0	SVNPA_LEVEL003	"3" Functionality level introduced by WLM in OS/390 V1R3
0	(0)	X'3'	0	SVNPA_SP530	"3" WLM version number for OS/390 V1R3
0	(0)	X'4'	0	SVNPA_LEVEL004	"4" Functionality level introduced by WLM in OS/390 V2R4
0	(0)	X'4'	0	SVNPA_SP604	"4" WLM version number for OS/390 V2R4
0	(0)	X'5'	0	SVNPA_LEVEL005	"5" Functionality level introduced by WLM in OS/390 V2R5
0	(0)	X'5'	0	SVNPA_SP605	"5" WLM version number for OS/390 V2R5
0	(0)	X'6'	0	SVNPA_LEVEL006	"6" Functionality level introduced by WLM in OS/390 V2R6
0	(0)	X'6'	0	SVNPA_SP606	"6" WLM version number for OS/390 V2R6
0	(0)	X'7'	0	SVNPA_LEVEL007	"7" Functionality level introduced by WLM in OS/390 V2R7
0	(0)	X'7'	0	SVNPA_SP607	"7" WLM version number for OS/390 V2R7
0	(0)	X'8'	0	SVNPA_LEVEL008	"8" Functionality level introduced by WLM in OS/390 V2R7
0	(0)	X'8'	0	SVNPA_SP608	"8" WLM version number for OS/390 V2R7
0	(0)	X'9'	0	SVNPA_LEVEL009	"9" Functionality level reserved for WLM OS/390 V2R8
0	(0)	X'9'	0	SVNPA_RESERVED_R08	"9" WLM version number reserved for OS/390 V2R8
0	(0)	X'A'	0	SVNPA_LEVEL010	"10" Functionality level reserved for WLM OS/390 V2R9
0	(0)	X'A'	0	SVNPA_RESERVED_R09	"10" WLM version number reserved for OS/390 V2R9
0	(0)	X'B'	0	SVNPA_LEVEL011	"11" Functionality level introduced by WLM in OS/390 V2R10
0	(0)	X'B'	0	SVNPA_SP703	"11" WLM version number for OS/390 V2R10
0	(0)	X'C'	0	SVNPA_LEVEL012	"12" Functionality level reserved for WLM OS/390 V2R11
0	(0)	X'C'	0	SVNPA_RESERVED_R11	"12" WLM version number reserved for OS/390 V2R11
0	(0)	X'D'	0	SVNPA_LEVEL013	"13" Functionality level introduced by WLM in OS/390 V2R12
0	(0)	X'D'	0	SVNPA_SP705	"13" WLM version number for OS/390 V2R12

Table 75. Structure SVNPADAT (continued)

Offset Dec	Offset Hex	Type	Len	Name (Dim)	Description
0	(0)	X'E'	0	SVNPA_LEVEL014	"14" Functionality level reserved for WLM z/OS V1R3
0	(0)	X'E'	0	SVNPA_RESERVED_R13	"14" WLM version number reserved for z/OS V1R3
0	(0)	X'F'	0	SVNPA_LEVEL015	"15" Functionality level reserved for WLM z/OS V1R4
0	(0)	X'F'	0	SVNPA_RESERVED_R14	"15" WLM version number reserved for z/OS V1R4
0	(0)	X'10'	0	SVNPA_LEVEL016	"16" Functionality level reserved for WLM z/OS V1R5
0	(0)	X'10'	0	SVNPA_RESERVED_R15	"16" WLM version number reserved for z/OS V1R5
0	(0)	X'11'	0	SVNPA_LEVEL017	"17" Functionality level introduced by WLM in z/OS V1R6
0	(0)	X'11'	0	SVNPA_SP709	"17" WLM version number for z/OS V1R6
0	(0)	X'11'	0	SVNPA_RESERVED_R16	"17" WLM version number reserved for z/OS V1R6
0	(0)	X'12'	0	SVNPA_LEVEL018	"18" Functionality level reserved for WLM z/OS V1R7
0	(0)	X'12'	0	SVNPA_RESERVED_R17	"18" WLM version number reserved for z/OS V1R7
0	(0)	X'13'	0	SVNPA_LEVEL019	"19" Functionality level introduced for WLM z/OS V1R8
0	(0)	X'13'	0	SVNPA_SP730	"19" WLM version number introduced for z/OS V1R8
0	(0)	X'14'	0	SVNPA_LEVEL020	"20" Functionality level reserved for WLM z/OS V1R8
0	(0)	X'14'	0	SVNPA_RESERVED_R18	"20" WLM version number reserved for z/OS V1R8
0	(0)	X'15'	0	SVNPA_LEVEL021	"21" Functionality level introduced for WLM z/OS V1R10
0	(0)	X'16'	0	SVNPA_RESERVED_R110	"22" WLM version number reserved for z/OS V1R10
0	(0)	X'17'	0	SVNPA_LEVEL023	"23" Functionality level introduced for WLM z/OS V1R11
0	(0)	X'19'	0	SVNPA_LEVEL025	"25" Functionality level introduced for WLM z/OS V1R12
0	(0)	X'1D'	0	SVNPA_LEVEL029	"29" Functionality level introduced for WLM z/OS V2R1
0	(0)	X'1E'	0	SVNPA_LEVEL030	"30" Functionality level introduced for Special Reporting
0	(0)	X'1F'	0	SVNPA_LEVEL031	"31" Functionality level introduced for Specialty Engines Containment
0	(0)	X'20'	0	SVNPA_LEVEL032	"32" Functionality level introduced for Workload billing groups
0	(0)	X'23'	0	SVNPA_LEVEL035	"35" Functionality level introduced for WLM z/OS V2R3
0	(0)	X'26'	0	SVNPA_LEVEL038	"38" Functionality level introduced for System Recovery Boost stage 3
0	(0)	X'28'	0	SVNPA_LEVEL040	"40" Functionality level introduced for z/OS Container support
0	(0)	X'15'	0	SVNPA_SP750	"21" WLM version number introduced for z/OS V1R10
0	(0)	X'17'	0	SVNPA_SP760	"23" WLM version number introduced for z/OS V1R11
0	(0)	X'19'	0	SVNPA_SP770	"25" WLM version number introduced for z/OS V1R12

Table 75. Structure SVNPADAT (continued)

Offset Dec	Offset Hex	Type	Len	Name (Dim)	Description
0	(0)	X'1D'	0	SVNPA_SP790	"29" WLM version number introduced for z/OS V2R1
0	(0)	X'23'	0	SVNPA_SP7B0	"35" WLM version number introduced for z/OS V2R3
0	(0)	X'28'	0	SVNPA_CURRENT_VER	"40" Current version level used when checking functionality within WLM product
0	(0)	X'3E8'	0	SVNPA_MAX_NOTEPAD_ENTRIES	"1000" Maximum number of notepad entries allowed per service definition
0	(0)	X'28'	0	SVNPA_SECTION	"40" IWMSVNPA.587: symbolic constant
0	(0)	X'29'	0	SVNPA_HDR_SECTION	"41" IWMSVNPA.596: symbolic constant
0	(0)	X'2A'	0	SVNPA_DAT_SECTION	"42" IWMSVNPA.605: symbolic constant
0	(0)	X'50'	0	SVNPADAT_LEN	"*-SVNPADAT"

Table 76. Cross Reference for IWMSVNPA

Name	Offset	Hex Tag
SVNPA_CURRENT_VER	0	28
SVNPA_DAT_SECTION	0	2A
SVNPA_HDR_SECTION	0	29
SVNPA_ID	0	E5D5D7
SVNPA_LEVEL001	0	1
SVNPA_LEVEL002	0	2
SVNPA_LEVEL003	0	3
SVNPA_LEVEL004	0	4
SVNPA_LEVEL005	0	5
SVNPA_LEVEL006	0	6
SVNPA_LEVEL007	0	7
SVNPA_LEVEL008	0	8
SVNPA_LEVEL009	0	9
SVNPA_LEVEL010	0	A
SVNPA_LEVEL011	0	B
SVNPA_LEVEL012	0	C
SVNPA_LEVEL013	0	D
SVNPA_LEVEL014	0	E
SVNPA_LEVEL015	0	F
SVNPA_LEVEL016	0	10
SVNPA_LEVEL017	0	11
SVNPA_LEVEL018	0	12
SVNPA_LEVEL019	0	13
SVNPA_LEVEL020	0	14
SVNPA_LEVEL021	0	15
SVNPA_LEVEL023	0	17

Table 76. Cross Reference for IWMSVNPA (continued)

Name	Offset	Hex Tag
SVNPA_LEVEL025	0	19
SVNPA_LEVEL029	0	1D
SVNPA_LEVEL030	0	1E
SVNPA_LEVEL031	0	1F
SVNPA_LEVEL032	0	20
SVNPA_LEVEL035	0	23
SVNPA_LEVEL038	0	26
SVNPA_LEVEL040	0	28
SVNPA_MAX_NOTEPAD_ENTRIES	0	3E8
SVNPA_RESERVED_R08	0	9
SVNPA_RESERVED_R09	0	A
SVNPA_RESERVED_R11	0	C
SVNPA_RESERVED_R110	0	16
SVNPA_RESERVED_R13	0	E
SVNPA_RESERVED_R14	0	F
SVNPA_RESERVED_R15	0	10
SVNPA_RESERVED_R16	0	11
SVNPA_RESERVED_R17	0	12
SVNPA_RESERVED_R18	0	14
SVNPA_SECTION	0	28
SVNPA_SP510	0	1
SVNPA_SP520	0	2
SVNPA_SP530	0	3
SVNPA_SP604	0	4
SVNPA_SP605	0	5
SVNPA_SP606	0	6
SVNPA_SP607	0	7
SVNPA_SP608	0	8
SVNPA_SP7B0	0	23
SVNPA_SP703	0	B
SVNPA_SP705	0	D
SVNPA_SP709	0	11
SVNPA_SP730	0	13
SVNPA_SP750	0	15
SVNPA_SP760	0	17
SVNPA_SP770	0	19
SVNPA_SP790	0	1D
SVNPADAT	0	
SVNPADAT_LEN	0	50



Table 76. Cross Reference for IWMSVNPA (continued)

Name	Offset	Hex Tag
SVNPADIL	6	
SVNPAHDR	0	
SVNPAHDR_LEN	12	14
SVNPALVL	4	
SVNPANAM	0	
SVNPANDN	10	
SVNPANDO	C	
SVNPANDS	12	
SVNPANPD	0	
SVNPASIZ	8	
SVNPAWVN	5	

## IWMSVPCD information

### IWMSVPCD programming interface information

IWMSVPCD is a programming interface.

### IWMSVPCD heading information

<b>Common name:</b>	IWMWQRY Answer Area
<b>Macro ID:</b>	IWMSVPCD
<b>DSECT name:</b>	SVPCDHD
<b>Owning component:</b>	Workload Manager (SCWLM)
<b>Eye-catcher ID:</b>	SVPC Offset: 0 Length: CHAR(4)
<b>Storage attributes:</b>	Subpool: Any Key: 0 Residency: Above 16M line
<b>Size:</b>	Determined at run time SVPCD_MAP -- X'0018' bytes
<b>Created by:</b>	Caller
<b>Pointed to by:</b>	R1 and AR1
<b>Serialization:</b>	None
<b>Function:</b>	Contains service policy information

## IWMSVPCD mapping

Table 77. Structure SVPCD\_MAP

Offset Dec	Offset Hex	Type	Len	Name (Dim)	Description
0	(0)	STRUCTURE	0	SVPCD_MAP	
0	(0)	CHARACTER	4	SVPCDNAM	IWMSVPCD.13: Eyecatcher - SVCD
4	(4)	CHARACTER	3	SVPCDRS1	IWMSVPCD.590: Reserved
7	(7)	BITSTRING	1	SVPCDDVN	IWMSVPCD.19: Version
8	(8)	SIGNED	2	SVPCDDIL	IWMSVPCD.25: Length of header section
10	(A)	CHARACTER	2	SVPCDRS2	IWMSVPCD.596: Reserved
12	(C)	SIGNED	4	SVPCDDLE	IWMSVPCD.31: Length of SVPCD
16	(10)	SIGNED	4	SVPCDDCO	IWMSVPCD.37: Service class section offset
20	(14)	SIGNED	2	SVPCDDCL	IWMSVPCD.43: Length of the service class entry
22	(16)	SIGNED	2	SVPCDDPL	IWMSVPCD.61: Length of each period entry
22	(16)	X'18'	0	SVPCD_MAP_LEN	"*-SVPCD_MAP"

Table 78. Cross Reference for IWMSVPCD

Name	Offset	Hex	Tag
SVPCD_MAP	0		
SVPCD_MAP_LEN	16		18
SVPCDDCL	14		
SVPCDDCO	10		
SVPCDDIL	8		
SVPCDDLE	C		
SVPCDDPL	16		
SVPCDDVN	7		
SVPCDNAM	0		
SVPCDRS1	4		
SVPCDRS2	A		

## IWMSVPOL information

### IWMSVPOL programming interface information

IWMSVPOL is a programming interface.

### IWMSVPOL heading information

<b>Common name:</b>	IWMPQRY Answer Area
<b>Macro ID:</b>	IWMSVPOL
<b>DSECT name:</b>	SVPOLHD SVPOLSP SVPOLWD SVPOLCD SVPOLPD SVPOLRG SVPOLRD SVPOLMS SVPOLSN
<b>Owning component:</b>	Workload Manager (SCWLM)

**Eye-catcher ID:** SVPO  
Offset: 0  
Length: CHAR(4)

**Storage attributes:** Subpool: Any  
Key: 0  
Residency: Above 16M line

**Size:** Determined at run time  
SVPOLHD -- X'0050' bytes  
SVPOLSP -- X'018C' bytes  
SVPOLWD -- X'006C' bytes  
SVPOLCD -- X'0090' bytes  
SVPOLPD -- X'0014' bytes  
SVPOLRG -- X'00A8' bytes  
SVPOLRD -- X'0038' bytes  
SVPOLMS -- X'01F8' bytes  
SVPOLSN -- X'0008' bytes

**Created by:** IWMPQRY service

**Pointed to by:** IWMPQRY parameter list

**Serialization:** None

**Function:** Contains service policy information  
All timestamps are local time expressed in @PQC0795  
STCK format. @PQC0795

## IWMSVPOL mapping

Table 79. Structure SVPOLHD

Offset Dec	Offset Hex	Type	Len	Name (Dim)	Description
0	(0)	STRUCTURE	0	SVPOLHD	IWMPQRY Answer area
0	(0)	CHARACTER	4	SVPOLNAM	Eyecatcher - SVPO
4	(4)	BITSTRING	1	SVPOLLVL	Functionality level of the SVPOL. The functionality level defines the highest level of the WLM function that exists in the SVPOL.
5	(5)	BITSTRING	1	SVPOLWVN	WLM version number
6	(6)	SIGNED	2	SVPOLDIL	Length of header section
8	(8)	SIGNED	4	SVPOLDLE	Total length of the active service policy data structure
12	(C)	SIGNED	4	SVPOLDPO	Offset to the service policy definition section
16	(10)	SIGNED	2	SVPOLDPL	Length of the policy entry in the policy section
18	(12)	SIGNED	2	SVPOLRS2	Reserved
20	(14)	SIGNED	4	SVPOLDWO	Offset to the workload definition section
24	(18)	SIGNED	2	SVPOLDWC	Number of workload entries in the workload definition section
26	(1A)	SIGNED	2	SVPOLDWL	Length of each workload entry
28	(1C)	SIGNED	4	SVPOLDCO	Offset to the service class definition section
32	(20)	SIGNED	2	SVPOLDCC	Number of service class entries in the service class definition section
34	(22)	SIGNED	2	SVPOLDCL	Length of each service class definition entry

Table 79. Structure SVPOLHD (continued)

Offset Dec	Offset Hex	Type	Len	Name (Dim)	Description
36	(24)	SIGNED	4	SVPOLDZO	Offset of service class period entries
40	(28)	SIGNED	2	SVPOLDZC	Number of service class periods
42	(2A)	SIGNED	2	SVPOLDZL	Length of each service class period entry
44	(2C)	SIGNED	4	SVPOLDRO	Offset to the report class definition section
48	(30)	SIGNED	2	SVPOLDRC	Number of report class entries in the report class definition section
50	(32)	SIGNED	2	SVPOLDRL	Length of each report class definition entry
52	(34)	SIGNED	4	SVPOLDGO	Offset to the resource group definition section
56	(38)	SIGNED	2	SVPOLDGC	Number of resource group entries in the resource group definition
58	(3A)	SIGNED	2	SVPOLDGL	Length of each resource group definition entry
60	(3C)	BITSTRING	1	SVPOLFL1	boolean byte flag
Bit definitions:					
		1... ....		SVPOLSH2	"X'80'" Indicate whether SYSH contain rule, service class or report class
		.1.. ....		SVPOLEWL	"X'40'" Indicate whether policy contains EWL policy element
		..1. ....		SVPOLEWM	"X'20'" Indicate whether policy contains EWL managed server configuration
		...1 ....		SVPOLEWU	"X'10'" Indicator that contained EWL policy elements has changed
61	(3D)	BITSTRING	3	SVPOLRS3	Reserved
The following two triplets were introduced with z/OS V1R11 (LEVEL023). Triplets may not be present and must not be accessed when SVPOLLVL (functionality level) is less than 23.					
64	(40)	SIGNED	4	SVPOLEMO	Offset to Guest platform management provider (GPMP) settings
68	(44)	SIGNED	2	SVPOLEMC	Number of GPMP settings entries
70	(46)	SIGNED	2	SVPOLEML	Length of GPMP settings entry
72	(48)	SIGNED	4	SVPOLESO	Offset to system names to be excluded from GPMP activation
76	(4C)	SIGNED	2	SVPOLESC	Number of system names to be excluded from GPMP activation
78	(4E)	SIGNED	2	SVPOLESL	Length of system name to be excluded from GPMP activation
78	(4E)	X'50'	0	SVPOLHD_LEN	"*-SVPOLHD"

Table 80. Structure SVPOLSP

Offset Dec	Offset Hex	Type	Len	Name (Dim)	Description
0	(0)	STRUCTURE	0	SVPOLSP	Service policy section
0	(0)	CHARACTER	8	SVPOLNSP	Service policy name
8	(8)	CHARACTER	32	SVPOLDSP	Service policy description
40	(28)	CHARACTER	8	SVPOLTPA	Time/date (STCK format) of policy activation

Table 80. Structure SVPOLSP (continued)

Offset Dec	Offset Hex	Type	Len	Name(Dim)	Description
48	(30)	CHARACTER	8	SVPOLIPU	Userid of the system operator or service administrator who activated the service policy
56	(38)	CHARACTER	8	SVPOLSNA	Name of the system on which policy activation was initiated
64	(40)	SIGNED	4	SVPOLSEQ	Classification sequence number Removed svpolsqn added in 0W43718.
68	(44)	SIGNED	4	SVPOLASN	Activation sequence number
72	(48)	CHARACTER	32	SVPOLSVD	SVDEF ID information (next 4 fields) of service definition from which this policy was extracted
72	(48)	CHARACTER	8	SVPOLIDN	Name of the service definition from which the service policy was extracted
80	(50)	CHARACTER	8	SVPOLTDI	Time/date (STCK format) that the service definition was installed
88	(58)	CHARACTER	8	SVPOLIDU	Userid of the service administrator who installed the service definition
96	(60)	CHARACTER	8	SVPOLIDS	Name of the system on which the service definition was installed
104	(68)	CHARACTER	32	SVPOLIDD	Description of service definition from which the service policy was extracted
136	(88)	SIGNED	4	SVPOLCPU	System pre-set CPU service coefficient (CPU=1*10000) - the number by which accumulated CPU service units will be multiplied (weighted)
140	(8C)	SIGNED	4	SVPOLIOC	System pre-set I/O service coefficient (IOC=0)
144	(90)	SIGNED	4	SVPOLMSO	System pre-set storage service coefficient (MSO=0)
148	(94)	SIGNED	4	SVPOLSRB	System pre-set SRB service coefficient (SRB=1*10000) - the number by which accumulated SRB service units will be multiplied (weighted)
152	(98)	CHARACTER	4	SVPOLECP	EBCDIC representation of CPU service coefficient
156	(9C)	CHARACTER	4	SVPOLEIO	EBCDIC representation of I/O service coefficient
160	(A0)	CHARACTER	8	SVPOLEMS	EBCDIC representation of Storage service coefficient
168	(A8)	CHARACTER	4	SVPOLESR	EBCDIC representation of SRB service coefficient
172	(AC)	BITSTRING	1	SVPOLFL2	SVDEFFL2
Bit definitions:					
		1... ....		SVPOLIOM	"X'80'" When set indicates that we should include the I/O delays in the execution velocity
		.1.. ....		SVPOLDAM	"X'40'" When set indicates dynamic alias tuning available
		..1. ....		SVPOLIOE	"X'20'" When set indicates I/O priority groups are enabled
		...1 ....		SVPOLDGM	"X'10'" When set indicates that Discretionary Goal Management is deactivated
173	(AD)	CHARACTER	3	SVPOLRS5	Reserved

Table 80. Structure SVPOLSP (continued)

Offset Dec	Offset Hex	Type	Len	Name (Dim)	Description
176	(B0)	CHARACTER	64	SVPOLENM	EWLM Policy Name (EBCDIC)
240	(F0)	CHARACTER	64	SVPOLEVR	EWLM Policy Version (EBCDIC)
304	(130)	CHARACTER	16	SVPOLEPU	EWLM Policy UUID
320	(140)	CHARACTER	16	SVPOLEMU	EWLM Mgmt Server UUID
336	(150)	SIGNED	2	SVPOLESQ	EWLM Policy Seq. Num.
338	(152)	SIGNED	2	SVPOLEPI	EWLM Policy ID
340	(154)	SIGNED	2	SVPOLESI	EWLM Server ID
342	(156)	SIGNED	2	SVPOLENW	Number of EWLM Workloads
344	(158)	SIGNED	2	SVPOLENS	Number of EWLM Service Classes
346	(15A)	SIGNED	2	SVPOLENP	Number of EWLM Service Class Periods
348	(15C)	CHARACTER	8	SVPOLEAT	EWLM policy activation time. Microseconds since 1.Jan.1970
356	(164)	CHARACTER	40	SVPOLCPG	Codepage used for service definition.
356	(164)	X'18C'	0	SVPOLSP_LEN	"*-SVPOLSP"

Table 81. Structure SVPOLWD

Offset Dec	Offset Hex	Type	Len	Name (Dim)	Description
0	(0)	STRUCTURE	0	SVPOLWD	Workload definition section
0	(0)	CHARACTER	8	SVPOLWNM	Workload name
8	(8)	CHARACTER	32	SVPOLWDE	Workload description
40	(28)	CHARACTER	64	SVPOLWEN	EWLM Workload name (EBCDIC)
104	(68)	BITSTRING	1	SVPOLWFL	boolean byte flag
Bit definitions:					
		1... ....		SVPOLWEW	"X'80'" Indicate whether workload is an EWLM workload
105	(69)	BITSTRING	3	SVPOLWRS	Reserved
105	(69)	X'6C'	0	SVPOLWD_LEN	"*-SVPOLWD"

Table 82. Structure SVPOLCD

Offset Dec	Offset Hex	Type	Len	Name (Dim)	Description
0	(0)	STRUCTURE	0	SVPOLCD	Service class definition section
0	(0)	CHARACTER	8	SVPOLCNM	Service class name
8	(8)	CHARACTER	32	SVPOLCDE	Service class description
40	(28)	CHARACTER	8	SVPOLCWN	Name of the workload this service class is associated with
48	(30)	CHARACTER	8	SVPOLCRN	Name of the resource group this service class is associated with - blanks if no resource group association
56	(38)	SIGNED	4	SVPOLCPO	Offset of service class period entries for this service class
60	(3C)	SIGNED	2	SVPOLCPN	Number of service class periods for this service class
62	(3E)	BITSTRING	2	SVPOLCFL	Class flags
62	(3E)	BITSTRING	1	SVPOLCF1	Flags byte 1, required for ASM users

Bit definitions:

Table 82. Structure SVPOLCD (continued)

Offset Dec	Offset Hex	Type	Len	Name (Dim)	Description
		1... ....		SVPOLCDH	"X'80'" Indicate class histories should be discarded
		.1.. ....		SVPOLCPC	"X'40'" Indicator for CPU critical
		..1. ....		SVPOLSTR	"X'20'" Indicator for Storage Protection
		...1 ....		SVPOLTRA	"X'10'" Indicator for whether this service class is used in any transaction subsystem type
		.... 1...		SVPOLADR	"X'08'" Indicator for whether this service class is used in any address space subsystem type
		.... .1..		SVPOLENC	"X'04'" Indicator for whether this service class is used in any enclave subsystem type
		.... ..1.		SVPOLSYH	"X'02'" Indicator for whether this service class is used in non- MVS logical partitions ie. SYSH
		.... ...1		SVPOLIPG	"X'01'" Indicator for I/O priority group
63	(3F)	BITSTRING	1	SVPOLCF2	Flags byte 2, required for ASM users
Bit definitions:					
		1... ....		SVPOL_INELIGHONORPRIORITY	"X'80'" Service Class Honor Priority attribute. When on, specialty engine eligible work in this service class will not be offloaded to CPs for help processing
64	(40)	SIGNED	4	SVPOLCGI	Resource group index - the index of the resource group entry in SVPOL of the resource group to which this service class belongs
68	(44)	SIGNED	4	SVPOLCWI	Workload index - the index of the workload entry in SVPOL of the workload to which this service class belongs
72	(48)	CHARACTER	64	SVPOLCEN	EWLM Service Class name (EBCDIC)
136	(88)	CHARACTER	2		Reserved
138	(8A)	SIGNED	2	SVPOLCEK	EWLM Service Class key
140	(8C)	BITSTRING	1	SVPOLCEF	boolean byte flag
Bit definitions:					
		1... ....		SVPOLCEW	"X'80'" Indicate whether service class is an EWLM workload
141	(8D)	BITSTRING	1	SVPOLCRS	Reserved
142	(8E)	SIGNED	2	SVPOLCSI	EWLM Server ID
142	(8E)	X'90'	0	SVPOLCD_LEN	"*-SVPOLCD"

Table 83. Structure SVPOLPD

Offset Dec	Offset Hex	Type	Len	Name (Dim)	Description
0	(0)	STRUCTURE	0	SVPOLPD	Service class period definition information
0	(0)	BITSTRING	4	SVPOLTPY	Goal type indicators - mutually exclusive
Bit definitions:					

Table 83. Structure SVPOLPD (continued)

Offset Dec	Offset Hex	Type	Len	Name(Dim)	Description
		1... ....		SVPOLPRC	"X'80'" Percentile response time goal
		.1.. ....		SVPOLAVG	"X'40'" Average response time goal
		..1. ....		SVPOLVEL	"X'20'" Velocity goal
		...1 ....		SVPOLDSC	"X'10'" Discretionary goal
		.... 1...		SVPOLSTM	"X'08'" System goal
4	(4)	BITSTRING	1	SVPOLTFL	boolean byte flag
Bit definitions:					
		1... ....		SVPOLTEW	"X'80'" Goal derived from EWLm policy
5	(5)	BITSTRING	1	SVPOLRTU	Response time unit indicator indicating the units in which SVPOLVAL is expressed. See constants SVPOLRT* for values
6	(6)	SIGNED	2	SVPOLPER	Goal percentile value
8	(8)	SIGNED	2	SVPOLIMP	Importance level ranging from 1 to 5 where 1 is most important
10	(A)	SIGNED	2	SVPOLRS8	Reserved
12	(C)	SIGNED	4	SVPOLVAL	Response time goal or velocity goal. Zero if discretionary or system goal or no goal defined.
16	(10)	SIGNED	4	SVPOLDUR	Service class period duration in service units, or zero for last period
16	(10)	X'14'	0	SVPOLPD_LEN	"*-SVPOLPD"

Table 84. Structure SVPOLRG

Offset Dec	Offset Hex	Type	Len	Name(Dim)	Description
0	(0)	STRUCTURE	0	SVPOLRG	Resource group definition section
0	(0)	CHARACTER	8	SVPOLGNM	Resource group name
8	(8)	CHARACTER	32	SVPOLGDE	Resource group description
40	(28)	SIGNED	4	SVPOLGMN	If SVPOLMNS = 1, this field contains information about the minimum capacity of the resource group. (a) If all SVPOLGPV / GPC / GMS are '0'b, the value in SVPOLGMN is in unweighted CPU service units per second. In this case the scope of the resource group and the minimum value is sysplex-wide (b) If SVPOLGPV = '1'B the value is in percentage of the LPAR share. See description of SVPOLGPV below. (c) If SVPOLGPC = '1'B the value is in percentage of a single CP capacity. See descr. of SVPOLGPC below. @ME06257. (d) If SVPOLGMS = '1'B the value is in MSU/h. See descr. of SVPOLGMS below.



Table 84. Structure SVPOLRG (continued)

Offset Dec	Offset Hex	Type	Len	Name(Dim)	Description
44	(2C)	SIGNED	4	SVPOLGMX	If SVPOLMXS = 1, this field contains information about the maximum capacity of the resource group. (a) If all SVPOLGPV / GPC / GMS are '0'b, the value in SVPOLGMX is in unweighted CPU service units per second. In this case the scope of the resource group and the maximum value is sysplex-wide. (b) If SVPOLGPV = '1'B the value is in percentage of the LPAR share. See description of SVPOLGPV below. (c) If SVPOLGPC = '1'B the value is in percentage of a single CP capacity. See descr. of SVPOLGPC below. @ME06257. (d) If SVPOLGMS = '1'B the value is in MSU/h. See descr. of SVPOLGMS below.
48	(30)	BITSTRING	4	SVPOLGLT	Policy level Indicators
Bit definitions:					
		1... ....		SVPOLMXS	"X'80'" Maximum capacity was specified
		.1.. ....		SVPOLMNS	"X'40'" Minimum capacity was specified
		..1. ....		SVPOLGSD	"X'20'" Internally used only
		...1 ....		SVPOLGPV	"X'10'" The specification of the min (SVPOLGMN) and the max(SVPOLGMX) capacity is in percentage of the LPAR share rather than in service units. The scope of the RG is system-wide rather than sysplex-wide
		.... 1...		SVPOLGPC	"X'08'" The specification of the min (SVPOLGMN) and the max(SVPOLGMX) capacity is in percentage of a single processor (CP) capacity = % of RMCTADJC. The scope of the RG is system-wide rather than sysplex-wide
		.... .1..		SVPOLMLS	"X'04'" Memory limit was specified
		.... ..1.		SVPOLISP	"X'02'" Include Specialty Processor Consumption was specified
		.... ...1		SVPOLGMS	"X'01'" The specification of the min (SVPOLGMN) and the max(SVPOLGMX) capacity is in MSU/h. The scope of the RG is sysplex-wide
52	(34)	SIGNED	4	SVPOL_MEMORYLIMIT	Maximum memory limit in GB
56	(38)	BITSTRING	4	SVPOLGL1	Resource group level indicators
Bit definitions:					
		1... ....		SVPOLTRG	"X'80'" This is a Tenant Resource Group
		.1.. ....		SVPOLTRG_HWCONTAINER	"X'40'" Reserved
60	(3C)	CHARACTER	4		Reserved to align to DWORD boundary
64	(40)	CHARACTER	8	SVPOL_TENANTID	ID of associated Tenant
72	(48)	CHARACTER	32	SVPOL_TENANTNAME	Name of associated Tenant
104	(68)	CHARACTER	64	SVPOL_TRGSOLUTIONID	Solution Id of the Tenant Resource Group
104	(68)	X'A8'	0	SVPOLRG_LEN	"*-SVPOLRG"

Table 85. Structure SVPOLRD

Offset Dec	Offset Hex	Type	Len	Name (Dim)	Description
0	(0)	STRUCTURE	0	SVPOLRD	report class definition section
0	(0)	CHARACTER	8	SVPOLRNM	report class name
8	(8)	CHARACTER	32	SVPOLRDE	report class description
40	(28)	BITSTRING	4	SVPOLRFL	Indicators
Bit definitions:					
		1... ....		SVPOLTRC	"X'80'" This is a Tenant Report Class
44	(2C)	SIGNED	4	SVPOL_TRG_INDEX	Resource group index - the index of the Tenant Resource Group entry in SVPOL to which this Tenant Report Class belongs. Only set if this is a Tenant Report Class
48	(30)	CHARACTER	8	SVPOL_TRG_NAME	Name of associated Tenant Resource Group. Only set if this is a Tenant Report Class
48	(30)	X'38'	0	SVPOLRD_LEN	"*-SVPOLRD"

Table 86. Structure SVPOLMS

Offset Dec	Offset Hex	Type	Len	Name (Dim)	Description
0	(0)	STRUCTURE	0	SVPOLMS	GPMP settings
0	(0)	BITSTRING	1	SVPOLEFL	Flags
Bit definitions:					
		1... ....		SVPOLEAY	"X'80'" GPMP should be activated
		.1.. ....		SVPOLALS	"X'40'" Reserved
		..1. ....		SVPOLALC	"X'20'" Reserved
1	(1)	BITSTRING	3		Reserved
4	(4)	SIGNED	4	SVPOLEDP	Reserved
8	(8)	CHARACTER	256	SVPOLEDN	Reserved
264	(108)	CHARACTER	240	SVPOLSKN	Reserved
264	(108)	X'1F8'	0	SVPOLMS_LEN	"*-SVPOLMS"

Table 87. Structure SVPOLSN

Offset Dec	Offset Hex	Type	Len	Name (Dim)	Description
0	(0)	STRUCTURE	0	SVPOLSN	Names of systems to be excluded
0	(0)	CHARACTER	8	SVPOLSYN	Name of host system to be excluded
Constants					
0	(0)	X'1'	0	SVPOL_RTU_MS	"1" SVPOLRTU value indicating that SVPOLVAL value is expressed in milliseconds
0	(0)	X'2'	0	SVPOL_RTU_SECOND	"2" SVPOLRTU value indicating that SVPOLVAL value is expressed in seconds
0	(0)	X'3'	0	SVPOL_RTU_MINUTE	"3" SVPOLRTU value indicating that SVPOLVAL value is expressed in minutes
0	(0)	X'4'	0	SVPOL_RTU_HOUR	"4" SVPOLRTU value indicating that SVPOLVAL value is expressed in hours
0	(0)	X'E5D7D6'	0	SVPOL_NAME	"C'SVP0'" 'SVP0' acronym

Table 87. Structure SVPOLSN (continued)

Offset Dec	Offset Hex	Type	Len	Name(Dim)	Description
0	(0)	X'1'	0	SVPOL_LEVEL001	"1" Functionality level introduced by WLM in SP510.
0	(0)	X'1'	0	SVPOL_VER510	"1" WLM SP510 version
0	(0)	X'2'	0	SVPOL_LEVEL002	"2" Functionality level introduced by WLM in SP520.
0	(0)	X'2'	0	SVPOL_VER520	"2" WLM SP520 version
0	(0)	X'3'	0	SVPOL_LEVEL003	"3" Functionality level introduced by WLM in OS/390 V1R3
0	(0)	X'3'	0	SVPOL_VER530	"3" WLM version number for OS/390 V1R3
0	(0)	X'4'	0	SVPOL_LEVEL004	"4" Functionality level introduced by WLM in OS/390 V2R4
0	(0)	X'4'	0	SVPOL_VER604	"4" WLM version number for OS/390 V2R4
0	(0)	X'5'	0	SVPOL_LEVEL005	"5" Functionality level introduced by WLM in OS/390 V2R5
0	(0)	X'5'	0	SVPOL_VER605	"5" WLM version number for OS/390 V2R5
0	(0)	X'6'	0	SVPOL_LEVEL006	"6" Functionality level introduced by WLM in OS/390 V2R6
0	(0)	X'6'	0	SVPOL_VER606	"6" WLM version number for OS/390 V2R6
0	(0)	X'7'	0	SVPOL_LEVEL007	"7" Functionality level introduced by WLM in OS/390 V2R7
0	(0)	X'7'	0	SVPOL_VER607	"7" WLM version number for OS/390 V2R7
0	(0)	X'8'	0	SVPOL_LEVEL008	"8" Functionality level introduced by WLM in OS/390 V2R7
0	(0)	X'8'	0	SVPOL_VER608	"8" WLM version number for OS/390 V2R7
0	(0)	X'9'	0	SVPOL_LEVEL009	"9" Functionality level reserved for WLM in OS/390 V2R8
0	(0)	X'9'	0	SVPOL_RESERVED_R08	"9" WLM version number reserve for WLM in OS/390 V2R8
0	(0)	X'A'	0	SVPOL_LEVEL010	"10" Functionality level reserved for WLM in OS/390 V2R9
0	(0)	X'A'	0	SVPOL_RESERVED_R09	"10" WLM version number reserved for WLM in OS/390 V2R9
0	(0)	X'B'	0	SVPOL_LEVEL011	"11" Functionality level introduced by WLM in OS/390 V2R10
0	(0)	X'B'	0	SVPOL_VER703	"11" WLM version number for OS/390 V2R10
0	(0)	X'C'	0	SVPOL_LEVEL012	"12" Functionality level reserved for WLM in OS/390 V2R11
0	(0)	X'C'	0	SVPOL_RESERVED_R11	"12" WLM version number reserved for WLM in OS/390 V2R11
0	(0)	X'D'	0	SVPOL_LEVEL013	"13" Functionality level introduced by WLM in OS/390 V2R12
0	(0)	X'D'	0	SVPOL_VER705	"13" WLM version number for OS/390 V2R12
0	(0)	X'E'	0	SVPOL_LEVEL014	"14" Functionality level reserved for WLM in z/OS V1R3
0	(0)	X'E'	0	SVPOL_RESERVED_R13	"14" WLM version number for z/OS V1R3
0	(0)	X'F'	0	SVPOL_LEVEL015	"15" Functionality level reserved for WLM in z/OS V1R4
0	(0)	X'F'	0	SVPOL_RESERVED_R14	"15" WLM version number for z/OS V1R4

Table 87. Structure SVPOLSN (continued)

Offset Dec	Offset Hex	Type	Len	Name (Dim)	Description
0	(0)	X'10'	0	SVPOL_LEVEL016	"16" Functionality level reserved for WLM in z/OS V1R5
0	(0)	X'10'	0	SVPOL_RESERVED_R15	"16" WLM version number for z/OS V1R5
0	(0)	X'11'	0	SVPOL_LEVEL017	"17" Functionality level introduced in WLM for z/OS V1R6
0	(0)	X'11'	0	SVPOL_VER709	"17" WLM version number for z/OS V1R6
0	(0)	X'11'	0	SVPOL_RESERVED_R16	"17" WLM version number reserved for WLM in z/OS V1R6
0	(0)	X'12'	0	SVPOL_LEVEL018	"18" Functionality level reserved for WLM in z/OS V1R7
0	(0)	X'12'	0	SVPOL_RESERVED_R17	"18" WLM version number reserved for WLM in z/OS V1R7
0	(0)	X'13'	0	SVPOL_LEVEL019	"19" Functionality level introduced by WLM in z/OS R8
0	(0)	X'13'	0	SVPOL_VER730	"19" WLM version number for z/OS R8
0	(0)	X'14'	0	SVPOL_LEVEL020	"20" Functionality level reserved for WLM in z/OS V1R8
0	(0)	X'14'	0	SVPOL_RESERVED_R18	"20" WLM version number reserved for WLM in z/OS V1R8
0	(0)	X'15'	0	SVPOL_LEVEL021	"21" Functionality level introduced by WLM in z/OS V1R10
0	(0)	X'15'	0	SVPOL_VER750	"21" WLM version number for z/OS V1R10
0	(0)	X'16'	0	SVPOL_LEVEL022	"22" Functionality level reserved for WLM in z/OS V1R10
0	(0)	X'16'	0	SVPOL_RESERVED_R110	"22" WLM version number reserved for WLM in z/OS V1R10
0	(0)	X'17'	0	SVPOL_LEVEL023	"23" Functionality level introduced by WLM in z/OS V1R11
0	(0)	X'17'	0	SVPOL_VER760	"23" WLM version number for z/OS V1R10
0	(0)	X'19'	0	SVPOL_LEVEL025	"25" Functionality level introduced by WLM in z/OS V1R12
0	(0)	X'19'	0	SVPOL_VER770	"25" WLM version number for z/OS V1R12
0	(0)	X'1D'	0	SVPOL_LEVEL029	"29" Functionality level introduced by WLM in z/OS V2R1
0	(0)	X'1D'	0	SVPOL_VER790	"29" WLM version number for z/OS V2R1
0	(0)	X'1E'	0	SVPOL_LEVEL030	"30" Functionality level introduced for Special Reporting
0	(0)	X'1F'	0	SVPOL_LEVEL031	"31" Functionality level introduced for Specialty Engines Containment
0	(0)	X'20'	0	SVPOL_LEVEL032	"32" Functionality level introduced for Workload billing groups
0	(0)	X'23'	0	SVPOL_VER7B0	"35" WLM version number for z/OS V2R3
0	(0)	X'23'	0	SVPOL_LEVEL035	"35" Functionality level introduced by WLM in z/OS V2R3
0	(0)	X'26'	0	SVPOL_LEVEL038	"38" Functionality level introduced for System Recovery Boost stage 3
0	(0)	X'28'	0	SVPOL_LEVEL040	"40" Functionality level introduced for z/OS Container support
0	(0)	X'28'	0	SVPOL_CURRENT_VER	"40" Current functionality level used checking functionality within WLM product
0	(0)	X'0'	0	SVPOL_SECTION	"0" IWMSVPOL.698: symbolic constant
0	(0)	X'1'	0	SVPOL_HDR_SECTION	"1" IWMSVPOL.791: symbolic constant

Table 87. Structure SVPOLSN (continued)

Offset Dec	Offset Hex	Type	Len	Name (Dim)	Description
0	(0)	X'2'	0	SVPOL_SP_SECTION	"2" IWMSVPOL.109: symbolic constant
0	(0)	X'3'	0	SVPOL_WD_SECTION	"3" IWMSVPOL.115: symbolic constant
0	(0)	X'4'	0	SVPOL_CD_SECTION	"4" IWMSVPOL.554: symbolic constant
0	(0)	X'5'	0	SVPOL_PD_SECTION	"5" IWMSVPOL.734: symbolic constant
0	(0)	X'6'	0	SVPOL_RG_SECTION	"6" IWMSVPOL.740: symbolic constant
0	(0)	X'7'	0	SVPOL_RD_SECTION	"7" IWMSVPOL.746: symbolic constant
0	(0)	X'8'	0	SVPOL_MS_SECTION	"8" IWMSVPOL.1440: symbolic constant
0	(0)	X'9'	0	SVPOL_SN_SECTION	"9" IWMSVPOL.1265: symbolic constant
0	(0)	X'E5D7D6'	0	SVPOL_ID	"C'SVP0'" IWMSVPOL.489: symbolic constant
0	(0)	X'8'	0	SVPOLSN_LEN	"*-SVPOLSN"

Table 88. Cross Reference for IWMSVPOL

Name	Offset	Hex Tag
SVPOL_CD_SECTION	0	4
SVPOL_CURRENT_VER	0	28
SVPOL_HDR_SECTION	0	1
SVPOL_ID	0	E5D7D6
SVPOL_INELIGHONORPRIORITY	3F	80
SVPOL_LEVEL001	0	1
SVPOL_LEVEL002	0	2
SVPOL_LEVEL003	0	3
SVPOL_LEVEL004	0	4
SVPOL_LEVEL005	0	5
SVPOL_LEVEL006	0	6
SVPOL_LEVEL007	0	7
SVPOL_LEVEL008	0	8
SVPOL_LEVEL009	0	9
SVPOL_LEVEL010	0	A
SVPOL_LEVEL011	0	B
SVPOL_LEVEL012	0	C
SVPOL_LEVEL013	0	D
SVPOL_LEVEL014	0	E
SVPOL_LEVEL015	0	F
SVPOL_LEVEL016	0	10
SVPOL_LEVEL017	0	11
SVPOL_LEVEL018	0	12
SVPOL_LEVEL019	0	13
SVPOL_LEVEL020	0	14
SVPOL_LEVEL021	0	15
SVPOL_LEVEL022	0	16

Table 88. Cross Reference for IWMSVPOL (continued)

Name	Offset	Hex Tag
SVPOL_LEVEL023	0	17
SVPOL_LEVEL025	0	19
SVPOL_LEVEL029	0	1D
SVPOL_LEVEL030	0	1E
SVPOL_LEVEL031	0	1F
SVPOL_LEVEL032	0	20
SVPOL_LEVEL035	0	23
SVPOL_LEVEL038	0	26
SVPOL_LEVEL040	0	28
SVPOL_MEMORYLIMIT	34	
SVPOL_MS_SECTION	0	8
SVPOL_NAME	0	E5D7D6
SVPOL_PD_SECTION	0	5
SVPOL_RD_SECTION	0	7
SVPOL_RESERVED_R08	0	9
SVPOL_RESERVED_R09	0	A
SVPOL_RESERVED_R11	0	C
SVPOL_RESERVED_R110	0	16
SVPOL_RESERVED_R13	0	E
SVPOL_RESERVED_R14	0	F
SVPOL_RESERVED_R15	0	10
SVPOL_RESERVED_R16	0	11
SVPOL_RESERVED_R17	0	12
SVPOL_RESERVED_R18	0	14
SVPOL_RG_SECTION	0	6
SVPOL_RTU_HOUR	0	4
SVPOL_RTU_MINUTE	0	3
SVPOL_RTU_MS	0	1
SVPOL_RTU_SECOND	0	2
SVPOL_SECTION	0	0
SVPOL_SN_SECTION	0	9
SVPOL_SP_SECTION	0	2
SVPOL_TENANTID	40	
SVPOL_TENANTNAME	48	
SVPOL_TRG_INDEX	2C	
SVPOL_TRG_NAME	30	
SVPOL_TRGSOLUTIONID	68	
SVPOL_VER510	0	1
SVPOL_VER520	0	2

Table 88. Cross Reference for IWMSVPOL (continued)

Name	Offset	Hex Tag
SVPOL_VER530	0	3
SVPOL_VER604	0	4
SVPOL_VER605	0	5
SVPOL_VER606	0	6
SVPOL_VER607	0	7
SVPOL_VER608	0	8
SVPOL_VER7B0	0	23
SVPOL_VER703	0	B
SVPOL_VER705	0	D
SVPOL_VER709	0	11
SVPOL_VER730	0	13
SVPOL_VER750	0	15
SVPOL_VER760	0	17
SVPOL_VER770	0	19
SVPOL_VER790	0	1D
SVPOL_WD_SECTION	0	3
SVPOLADR	3E	8
SVPOLALC	0	20
SVPOLALS	0	40
SVPOLASN	44	
SVPOLAVG	0	40
SVPOLCD	0	
SVPOLCD_LEN	8E	90
SVPOLCDE	8	
SVPOLCDH	3E	80
SVPOLCEF	8C	
SVPOLCEK	8A	
SVPOLCEN	48	
SVPOLCEW	8C	80
SVPOLCFL	3E	
SVPOLCF1	3E	
SVPOLCF2	3F	
SVPOLCGI	40	
SVPOLCNM	0	
SVPOLCPC	3E	40
SVPOLCPG	164	
SVPOLCPN	3C	
SVPOLCPO	38	
SVPOLCPU	88	

Table 88. Cross Reference for IWMSVPOL (continued)

Name	Offset	Hex Tag
SVPOLCRN	30	
SVPOLCRS	8D	
SVPOLCSI	8E	
SVPOLCWI	44	
SVPOLCWN	28	
SVPOLDAM	AC	40
SVPOLDCC	20	
SVPOLDCL	22	
SVPOLDCO	1C	
SVPOLDGC	38	
SVPOLDGL	3A	
SVPOLDGM	AC	10
SVPOLDGO	34	
SVPOLDIL	6	
SVPOLDLE	8	
SVPOLDPL	10	
SVPOLDPO	C	
SVPOLDRC	30	
SVPOLDRL	32	
SVPOLDRO	2C	
SVPOLDSC	0	10
SVPOLDSP	8	
SVPOLDUR	10	
SVPOLDWC	18	
SVPOLDWL	1A	
SVPOLDWO	14	
SVPOLDZC	28	
SVPOLDZL	2A	
SVPOLDZO	24	
SVPOLEAT	15C	
SVPOLEAY	0	80
SVPOLECP	98	
SVPOLEDN	8	
SVPOLEDP	4	
SVPOLEFL	0	
SVPOLEIO	9C	
SVPOLEMC	44	
SVPOLEML	46	
SVPOLEMO	40	



Table 88. Cross Reference for IWMSVPOL (continued)

Name	Offset	Hex Tag
SVPOLEMS	A0	
SVPOLEMU	140	
SVPOLENC	3E	4
SVPOLENM	B0	
SVPOLENP	15A	
SVPOLENS	158	
SVPOLENW	156	
SVPOLEPI	152	
SVPOLEPU	130	
SVPOLESC	4C	
SVPOLESI	154	
SVPOLESL	4E	
SVPOLES0	48	
SVPOLESQ	150	
SVPOLESR	A8	
SVPOLEVR	F0	
SVPOLEWL	3C	40
SVPOLEWM	3C	20
SVPOLEWU	3C	10
SVPOLFL1	3C	
SVPOLFL2	AC	
SVPOLGDE	8	
SVPOLGLT	30	
SVPOLGL1	38	
SVPOLGMN	28	
SVPOLGMS	30	1
SVPOLGMX	2C	
SVPOLGNM	0	
SVPOLGPC	30	8
SVPOLGPV	30	10
SVPOLGSD	30	20
SVPOLHD	0	
SVPOLHD_LEN	4E	50
SVPOLIDD	68	
SVPOLIDN	48	
SVPOLIDS	60	
SVPOLIDU	58	
SVPOLIMP	8	
SVPOLIOC	8C	

Table 88. Cross Reference for IWMSVPOL (continued)

Name	Offset	Hex Tag
SVPOLIOE	AC	20
SVPOLIOM	AC	80
SVPOLIPG	3E	1
SVPOLIPU	30	
SVPOLISP	30	2
SVPOLLVL	4	
SVPOLMLS	30	4
SVPOLMNS	30	40
SVPOLMS	0	
SVPOLMS_LEN	108	1F8
SVPOLMSO	90	
SVPOLMXS	30	80
SVPOLNAM	0	
SVPOLNSP	0	
SVPOLPD	0	
SVPOLPD_LEN	10	14
SVPOLPER	6	
SVPOLPRC	0	80
SVPOLRD	0	
SVPOLRD_LEN	30	38
SVPOLRDE	8	
SVPOLRFL	28	
SVPOLRG	0	
SVPOLRG_LEN	68	A8
SVPOLRNM	0	
SVPOLRS2	12	
SVPOLRS3	3D	
SVPOLRS5	AD	
SVPOLRS8	A	
SVPOLRTU	5	
SVPOLSEQ	40	
SVPOLSH2	3C	80
SVPOLSKN	108	
SVPOLSN	0	
SVPOLSN_LEN	0	8
SVPOLSNA	38	
SVPOLSP	0	
SVPOLSP_LEN	164	18C
SVPOLSRB	94	

Table 88. Cross Reference for IWMSVPOL (continued)

Name	Offset	Hex Tag
SVPOLSTM	0	8
SVPOLSTR	3E	20
SVPOLSVD	48	
SVPOLSYH	3E	2
SVPOLSYN	0	
SVPOLTDI	50	
SVPOLTEW	4	80
SVPOLTFL	4	
SVPOLTPA	28	
SVPOLTRA	3E	10
SVPOLTRC	28	80
SVPOLTRG	38	80
SVPOLTRG_HWCONTAINER	38	40
SVPOLTYP	0	
SVPOLVAL	C	
SVPOLVEL	0	20
SVPOLWD	0	
SVPOLWD_LEN	69	6C
SVPOLWDE	8	
SVPOLWEN	28	
SVPOLWEW	68	80
SVPOLWFL	68	
SVPOLWNM	0	
SVPOLWRS	69	
SVPOLWVN	5	

## IWMSVPSE information

### IWMSVPSE programming interface information

IWMSVPSE is a programming interface.

### IWMSVPSE heading information

<b>Common name:</b>	WLM Service Policy Scheduling Environment mapping
<b>Macro ID:</b>	IWMSVPSE
<b>DSECT name:</b>	SVPSEHDR - SVPSE header SVPSESE - scheduling environments SVPSESR - scheduling environments/resources SVPSERE - resources
<b>Owning component:</b>	Workload Manager (SCWLM)

**Eye-catcher ID:** SVPA  
Offset: 0  
Length: CHAR(4)

**Storage attributes:** Subpool: Any  
Key: 0  
Residency: Above 16M line

**Size:** Determined at run time  
SVPSEHDR -- X'00A0' bytes  
SVPSESE -- X'0058' bytes  
SVPSESR -- X'004C' bytes  
SVPSERE -- X'0058' bytes

**Created by:** Caller

**Pointed to by:** R1 and AR1

**Serialization:** None

**Function:** Contains service policy scheduling environments information.  
Also used to map SMF 90 subtype 32 record.

## IWMSVPSE mapping

Table 89. Structure SVPSEHDR

Offset Dec	Offset Hex	Type	Len	Name (Dim)	Description
0	(0)	STRUCTURE	0	SVPSEHDR	
0	(0)	CHARACTER	4	SVPSE_EYECATCHER	IWMSVPSE.16: Eye catcher for SVPSE - SVPS
4	(4)	BITSTRING	1	SVPSE_FUNCTIONALITY_LEVEL	IWMSVPSE.22: Functionality level of the SVPSE. The functionality level defines the highest level of WLM function that exists in the SVPSE
5	(5)	BITSTRING	1	SVPSE_WLM_VERSION_NUMBER	IWMSVPSE.28: WLM version number
6	(6)	SIGNED	2	SVPSE_SIZE_OF_HEADER	IWMSVPSE.34: Size of header section
8	(8)	SIGNED	4	SVPSE_SIZE_OF_WHOLE_SVPSE	IWMSVPSE.40: Size of the whole scheduling environment section
12	(C)	SIGNED	4	SVPSE_SVPSESEQ	IWMSVPSE.930: Policy activation sequence number - gets bumped for every policy activation when scheduling environment data changes
16	(10)	CHARACTER	56	SVPSE_OFFSETS_AREA	IWMSVPSE.53: SVPSE section offsets area
16	(10)	SIGNED	4	SVPSE_OFFSET_SE	IWMSVPSE.57: Offset of scheduling environment section
20	(14)	SIGNED	2	SVPSE_NUMBER_SE	IWMSVPSE.63: Number of scheduling environments
22	(16)	SIGNED	2	SVPSE_SIZE_SE	IWMSVPSE.69: Size of an scheduling environment entry
24	(18)	SIGNED	4	SVPSE_OFFSET_SR	IWMSVPSE.76: Offset of scheduling environment- /resource section
28	(1C)	SIGNED	2	SVPSE_NUMBER_SR	IWMSVPSE.82: Number of scheduling environment- /resource
30	(1E)	SIGNED	2	SVPSE_SIZE_SR	IWMSVPSE.88: Size of an scheduling environment- /resource section
32	(20)	SIGNED	4	SVPSE_OFFSET_RE	IWMSVPSE.95: Offset of resource section

Table 89. Structure SVPSEHDR (continued)

Offset Dec	Offset Hex	Type	Len	Name (Dim)	Description
36	(24)	SIGNED	2	SVPSE_NUMBER_RE	IWMSVPSE.101: Number of resources
38	(26)	SIGNED	2	SVPSE_SIZE_RE	IWMSVPSE.107: Size of an resource entry
40	(28)	SIGNED	4	SVPSE_OFFSET_RESERVED1	IWMSVPSE.114: Reserved offset
44	(2C)	SIGNED	2	SVPSE_NUMBER_RESERVED1	IWMSVPSE.120: Reserved number
46	(2E)	SIGNED	2	SVPSE_SIZE_RESERVED1	IWMSVPSE.126: Reserved size
48	(30)	SIGNED	4	SVPSE_OFFSET_RESERVED2	IWMSVPSE.133: Reserved offset
52	(34)	SIGNED	2	SVPSE_NUMBER_RESERVED2	IWMSVPSE.139: Reserved number
54	(36)	SIGNED	2	SVPSE_SIZE_RESERVED2	IWMSVPSE.145: Reserved size
56	(38)	SIGNED	4	SVPSE_OFFSET_RESERVED3	IWMSVPSE.152: Reserved offset
60	(3C)	SIGNED	2	SVPSE_NUMBER_RESERVED3	IWMSVPSE.158: Reserved number
62	(3E)	SIGNED	2	SVPSE_SIZE_RESERVED3	IWMSVPSE.164: Reserved size
64	(40)	SIGNED	4	SVPSE_OFFSET_RESERVED4	IWMSVPSE.171: Reserved offset
68	(44)	SIGNED	2	SVPSE_NUMBER_RESERVED4	IWMSVPSE.177: Reserved number
70	(46)	SIGNED	2	SVPSE_SIZE_RESERVED4	IWMSVPSE.183: Reserved size
72	(48)	CHARACTER	48	SVPSE_EXT_OFFSETS_AREA	IWMSVPSE.190: SVPSE extension offsets area
72	(48)	SIGNED	4	SVPSE_EXT_DATA_OFF	IWMSVPSE.193: Offset of extended data (0 if no extended data exists)
76	(4C)	SIGNED	4	SVPSE_EXT_DATA_LEN	IWMSVPSE.199: Length of extended data
80	(50)	SIGNED	4	SVPSE_EXT_OFF_SE	IWMSVPSE.205: Offset of scheduling environments extension section if number of scheduling environments extensions is nonzero (otherwise this field is ignored)
84	(54)	SIGNED	2	SVPSE_EXT_NUM_SE	IWMSVPSE.211: Number of scheduling environments extension entries
86	(56)	SIGNED	2	SVPSE_EXT_SIZ_SE	IWMSVPSE.217: Size of each scheduling environments extension entry
88	(58)	SIGNED	4	SVPSE_EXT_OFF_RSV1	IWMSVPSE.223: Offset reserved
92	(5C)	SIGNED	2	SVPSE_EXT_NUM_RSV1	IWMSVPSE.229: Number reserved
94	(5E)	SIGNED	2	SVPSE_EXT_SIZ_RSV1	IWMSVPSE.235: Size reserved
96	(60)	SIGNED	4	SVPSE_EXT_OFF_RSV2	IWMSVPSE.241: Offset reserved
100	(64)	SIGNED	2	SVPSE_EXT_NUM_RSV2	IWMSVPSE.247: Number reserved
102	(66)	SIGNED	2	SVPSE_EXT_SIZ_RSV2	IWMSVPSE.253: Size reserved
104	(68)	SIGNED	4	SVPSE_EXT_OFF_RSV3	IWMSVPSE.259: Offset reserved
108	(6C)	SIGNED	2	SVPSE_EXT_NUM_RSV3	IWMSVPSE.265: Number reserved
110	(6E)	SIGNED	2	SVPSE_EXT_SIZ_RSV3	IWMSVPSE.271: Size reserved
112	(70)	SIGNED	4	SVPSE_EXT_OFF_RSV4	IWMSVPSE.277: Offset reserved
116	(74)	SIGNED	2	SVPSE_EXT_NUM_RSV4	IWMSVPSE.283: Number reserved
118	(76)	SIGNED	2	SVPSE_EXT_SIZ_RSV4	IWMSVPSE.289: Size reserved
120	(78)	SIGNED	4	SVPSE_RESERVED	IWMSVPSE.295: Reserved
160	(A0)	X'A0'	0	SVPSEHDR_LEN	"*-SVPSEHDR"

Table 90. Structure SVPSESE

Offset Dec	Offset Hex	Type	Len	Name (Dim)	Description
0	(0)	STRUCTURE	0	SVPSESE	
0	(0)	CHARACTER	16	SVPSE_SE_SCHENV_NAME	IWMSVPSE.315: Scheduling environment name

Table 90. Structure SVPSESE (continued)

Offset Dec	Offset Hex	Type	Len	Name(Dim)	Description
16	(10)	CHARACTER	32	SVPSE_SE_DESCRIPTION	IWMSVPSE.321: Scheduling environment description
48	(30)	CHARACTER	8	SVPSE_SE_RESERVED	IWMSVPSE.327: Reserved
88	(58)	X'58'	0	SVPSESE_LEN	"*-SVPSESE"

Table 91. Structure SVPSESR

Offset Dec	Offset Hex	Type	Len	Name(Dim)	Description
0	(0)	STRUCTURE	0	SVPSESR	
0	(0)	CHARACTER	16	SVPSE_SR_SCHENV_NAME	IWMSVPSE.347: Scheduling environment name
16	(10)	CHARACTER	16	SVPSE_SR_RESOURCE_NAME	IWMSVPSE.353: Resource name
32	(20)	BITSTRING	1	SVPSE_SR_RESOURCE_STATE	IWMSVPSE.359: Required resource state
33	(21)	CHARACTER	1	SVPSE_SR_RESERVED1	IWMSVPSE.383: Reserved
36	(24)	CHARACTER	8	SVPSE_SR_RESERVED2	IWMSVPSE.392: Reserved
76	(4C)	X'4C'	0	SVPSESR_LEN	"*-SVPSESR"

Table 92. Structure SVPSERE

Offset Dec	Offset Hex	Type	Len	Name(Dim)	Description
0	(0)	STRUCTURE	0	SVPSERE	
0	(0)	CHARACTER	16	SVPSE_RE_RESOURCE_NAME	IWMSVPSE.412: Resource name
16	(10)	CHARACTER	32	SVPSE_RE_DESCRIPTION	IWMSVPSE.418: Resource description
48	(30)	CHARACTER	8	SVPSE_RE_RESERVED	IWMSVPSE.424: Reserved
IWMSVPSE.566: SVPSE identifier					
48	(30)	X'E5D7E2'	0	SVPSE_ID	"C'SVPS'"
IWMSVPSE.575: Functionality level introduced by WLM in SP510. This is set by JBB6604 when no scheduling environments were defined.					
48	(30)	X'1'	0	SVPSE_LEVEL001	"1"
IWMSVPSE.584: Functionality level introduced by WLM in OS/390 R4					
48	(30)	X'4'	0	SVPSE_LEVEL004	"4"
IWMSVPSE.593: WLM version number for OS/390 R4					
48	(30)	X'4'	0	SVPSE_VER604	"4"
IWMSVPSE.1111: Functionality level introduced by WLM in OS/390 R5					
48	(30)	X'5'	0	SVPSE_LEVEL005	"5"
IWMSVPSE.1120: WLM version number for OS/390 R5					
48	(30)	X'5'	0	SVPSE_VER605	"5"
IWMSVPSE.1129: Functionality level introduced by WLM in OS/390 R6					
48	(30)	X'6'	0	SVPSE_LEVEL006	"6"

Table 92. Structure SVPSE (continued)

Offset Dec	Offset Hex	Type	Len	Name(Dim)	Description
IWMSVPSE.1138: WLM version number for OS/390 R6					
48	(30)	X'6'	0	SVPSE_VER606	"6"
IWMSVPSE.1147: Functionality level introduced by WLM in OS/390 R7					
48	(30)	X'7'	0	SVPSE_LEVEL007	"7"
IWMSVPSE.1156: WLM version number for OS/390 R7					
48	(30)	X'7'	0	SVPSE_VER607	"7"
IWMSVPSE.1158: Functionality level introduced by WLM in OS/390 R7					
48	(30)	X'8'	0	SVPSE_LEVEL008	"8"
IWMSVPSE.1167: WLM version number for OS/390 R7					
48	(30)	X'8'	0	SVPSE_VER608	"8"
IWMSVPSE.1213: Reserved functionality level					
48	(30)	X'9'	0	SVPSE_LEVEL009	"9"
IWMSVPSE.1279: Reserved WLM version number for OS/390 V2R8					
48	(30)	X'9'	0	SVPSE_RESERVED_R08	"9"
IWMSVPSE.1196: Reserved functionality level					
48	(30)	X'A'	0	SVPSE_LEVEL010	"10"
IWMSVPSE.1288: Reserved WLM version number for OS/390 V2R9					
48	(30)	X'A'	0	SVPSE_RESERVED_R09	"10"
IWMSVPSE.1222: Functionality level introduced by WLM in OS/390 R10					
48	(30)	X'B'	0	SVPSE_LEVEL011	"11"
IWMSVPSE.1198: WLM version number for OS/390 R10					
48	(30)	X'B'	0	SVPSE_VER703	"11"
IWMSVPSE.1261: Reserved functionality level					
48	(30)	X'C'	0	SVPSE_LEVEL012	"12"
IWMSVPSE.1297: Reserved WLM version number for OS/390 V2R11					
48	(30)	X'C'	0	SVPSE_RESERVED_R11	"12"
IWMSVPSE.1225: Functionality level introduced by WLM in OS/390 R12					
48	(30)	X'D'	0	SVPSE_LEVEL013	"13"

Table 92. Structure SVPSE (continued)

Offset Dec	Offset Hex	Type	Len	Name(Dim)	Description
IWMSVPSE.1240: WLM version number for OS/390 R12					
48	(30)	X'D'	0	SVPSE_VER705	"13"
IWMSVPSE.813: Reserved functionality level					
48	(30)	X'E'	0	SVPSE_LEVEL014	"14"
IWMSVPSE.822: Reserved WLM version number for z/OS V1R3					
48	(30)	X'E'	0	SVPSE_RESERVED_R13	"14"
IWMSVPSE.831: Reserved functionality level					
48	(30)	X'F'	0	SVPSE_LEVEL015	"15"
IWMSVPSE.917: Reserved WLM version number for z/OS V1R4					
48	(30)	X'F'	0	SVPSE_RESERVED_R14	"15"
IWMSVPSE.714: Reserved functionality level					
48	(30)	X'10'	0	SVPSE_LEVEL016	"16"
IWMSVPSE.442: Reserved WLM version number for z/OS V1R5					
48	(30)	X'10'	0	SVPSE_RESERVED_R15	"16"
IWMSVPSE.451: Functionality level introduced by WLM in z/OS V1R6					
48	(30)	X'11'	0	SVPSE_LEVEL017	"17"
IWMSVPSE.460: WLM version number for z/OS V1R6					
48	(30)	X'11'	0	SVPSE_VER709	"17"
IWMSVPSE.46: Reserved functionality level introduced by WLM in z/OS V1R7					
48	(30)	X'12'	0	SVPSE_LEVEL018	"18"
IWMSVPSE.952: Reserved WLM version number for z/OS V1R7					
48	(30)	X'12'	0	SVPSE_RESERVED_R17	"18"
IWMSVPSE.961: Functionality level introduced by WLM in z/OS V1R8					
48	(30)	X'13'	0	SVPSE_LEVEL019	"19"
IWMSVPSE.1003: Reserved WLM version number for z/OS V1R8					
48	(30)	X'14'	0	SVPSE_RESERVED_R18	"20"
IWMSVPSE.380: Functionality level introduced by WLM in z/OS V1R10					
48	(30)	X'15'	0	SVPSE_LEVEL021	"21"



Table 92. Structure SVPSE (continued)

Offset Dec	Offset Hex	Type	Len	Name (Dim)	Description
IWMSVPSE.1037: Reserved WLM version number for z/OS V1R10					
48	(30)	X'16'	0	SVPSE_RESERVED_R110	"22"
IWMSVPSE.1052: Functionality level introduced by WLM in z/OS V1R11					
48	(30)	X'17'	0	SVPSE_LEVEL023	"23"
IWMSVPSE.966: WLM version number for z/OS V1R8					
48	(30)	X'13'	0	SVPSE_VER730	"19"
IWMSVPSE.974: WLM version number for z/OS V1R10					
48	(30)	X'15'	0	SVPSE_VER750	"21"
IWMSVPSE.1009: WLM version number for z/OS V1R11					
48	(30)	X'17'	0	SVPSE_VER760	"23"
IWMSVPSE.602: Current version level used when checking functionality within WLM product					
48	(30)	X'17'	0	SVPSE_CURRENT_VER	"23"
IWMSVPSE.976: SVPSE_SR_RESOURCE_STATE that indicates resource is desired to be ON					
48	(30)	X'4'	0	SVPSE_SR_ON	"4"
IWMSVPSE.982: SVPSE_SR_RESOURCE_STATE that indicates resource is desired to be OFF					
48	(30)	X'8'	0	SVPSE_SR_OFF	"8"
IWMSVPSE.1024: SVPSE_SR_RESOURCE_STATE that is reserved					
48	(30)	X'C'	0	SVPSE_SR_RESERVED	"12"
IWMSVPSE.625: SVPSE section symbolic constant					
48	(30)	X'1'	0	SVPSE_SECTION	"1"
IWMSVPSE.634: SVPSE header symbolic constant					
48	(30)	X'2'	0	SVPSE_HDR_SECTION	"2"
IWMSVPSE.643: SVPSE SE symbolic constant					
48	(30)	X'3'	0	SVPSE_SE_SECTION	"3"
IWMSVPSE.653: SVPSE SR symbolic constant					
48	(30)	X'4'	0	SVPSE_SR_SECTION	"4"
IWMSVPSE.663: SVPSE RE symbolic constant					
48	(30)	X'5'	0	SVPSE_RE_SECTION	"5"
88	(58)	X'58'	0	SVPSE_LEN	"*-SVPSE"

Table 93. Cross Reference for IWMSVPSE

Name	Offset	Hex Tag
SVPSE_CURRENT_VER	30	17
SVPSE_EXT_DATA_LEN	4C	
SVPSE_EXT_DATA_OFF	48	
SVPSE_EXT_NUM_RSV1	5C	
SVPSE_EXT_NUM_RSV2	64	
SVPSE_EXT_NUM_RSV3	6C	
SVPSE_EXT_NUM_RSV4	74	
SVPSE_EXT_NUM_SE	54	
SVPSE_EXT_OFF_RSV1	58	
SVPSE_EXT_OFF_RSV2	60	
SVPSE_EXT_OFF_RSV3	68	
SVPSE_EXT_OFF_RSV4	70	
SVPSE_EXT_OFF_SE	50	
SVPSE_EXT_OFFSETS_AREA	48	
SVPSE_EXT_SIZ_RSV1	5E	
SVPSE_EXT_SIZ_RSV2	66	
SVPSE_EXT_SIZ_RSV3	6E	
SVPSE_EXT_SIZ_RSV4	76	
SVPSE_EXT_SIZ_SE	56	
SVPSE_EYECATCHER	0	
SVPSE_FUNCTIONALITY_LEVEL	4	
SVPSE_HDR_SECTION	30	2
SVPSE_ID	30	E5D7E2
SVPSE_LEVEL001	30	1
SVPSE_LEVEL004	30	4
SVPSE_LEVEL005	30	5
SVPSE_LEVEL006	30	6
SVPSE_LEVEL007	30	7
SVPSE_LEVEL008	30	8
SVPSE_LEVEL009	30	9
SVPSE_LEVEL010	30	A
SVPSE_LEVEL011	30	B
SVPSE_LEVEL012	30	C
SVPSE_LEVEL013	30	D
SVPSE_LEVEL014	30	E
SVPSE_LEVEL015	30	F
SVPSE_LEVEL016	30	10
SVPSE_LEVEL017	30	11
SVPSE_LEVEL018	30	12

Table 93. Cross Reference for IWMSVPSE (continued)

Name	Offset	Hex Tag
SVPSE_LEVEL019	30	13
SVPSE_LEVEL021	30	15
SVPSE_LEVEL023	30	17
SVPSE_NUMBER_RE	24	
SVPSE_NUMBER_RESERVED1	2C	
SVPSE_NUMBER_RESERVED2	34	
SVPSE_NUMBER_RESERVED3	3C	
SVPSE_NUMBER_RESERVED4	44	
SVPSE_NUMBER_SE	14	
SVPSE_NUMBER_SR	1C	
SVPSE_OFFSET_RE	20	
SVPSE_OFFSET_RESERVED1	28	
SVPSE_OFFSET_RESERVED2	30	
SVPSE_OFFSET_RESERVED3	38	
SVPSE_OFFSET_RESERVED4	40	
SVPSE_OFFSET_SE	10	
SVPSE_OFFSET_SR	18	
SVPSE_OFFSETS_AREA	10	
SVPSE_RE_DESCRIPTION	10	
SVPSE_RE_RESERVED	30	
SVPSE_RE_RESOURCE_NAME	0	
SVPSE_RE_SECTION	30	5
SVPSE_RESERVED	78	
SVPSE_RESERVED_R08	30	9
SVPSE_RESERVED_R09	30	A
SVPSE_RESERVED_R11	30	C
SVPSE_RESERVED_R110	30	16
SVPSE_RESERVED_R13	30	E
SVPSE_RESERVED_R14	30	F
SVPSE_RESERVED_R15	30	10
SVPSE_RESERVED_R17	30	12
SVPSE_RESERVED_R18	30	14
SVPSE_SE_DESCRIPTION	10	
SVPSE_SE_RESERVED	30	
SVPSE_SE_SCHENV_NAME	0	
SVPSE_SE_SECTION	30	3
SVPSE_SECTION	30	1
SVPSE_SIZE_OF_HEADER	6	
SVPSE_SIZE_OF_WHOLE_SVPSE	8	

Table 93. Cross Reference for IWMSVPSE (continued)

Name	Offset	Hex Tag
SVPSE_SIZE_RE	26	
SVPSE_SIZE_RESERVED1	2E	
SVPSE_SIZE_RESERVED2	36	
SVPSE_SIZE_RESERVED3	3E	
SVPSE_SIZE_RESERVED4	46	
SVPSE_SIZE_SE	16	
SVPSE_SIZE_SR	1E	
SVPSE_SR_OFF	30	8
SVPSE_SR_ON	30	4
SVPSE_SR_RESERVED	30	C
SVPSE_SR_RESERVED1	21	
SVPSE_SR_RESERVED2	24	
SVPSE_SR_RESOURCE_NAME	10	
SVPSE_SR_RESOURCE_STATE	20	
SVPSE_SR_SCHENV_NAME	0	
SVPSE_SR_SECTION	30	4
SVPSE_SVPSESEQ	C	
SVPSE_VER604	30	4
SVPSE_VER605	30	5
SVPSE_VER606	30	6
SVPSE_VER607	30	7
SVPSE_VER608	30	8
SVPSE_VER703	30	B
SVPSE_VER705	30	D
SVPSE_VER709	30	11
SVPSE_VER730	30	13
SVPSE_VER750	30	15
SVPSE_VER760	30	17
SVPSE_WLM_VERSION_NUMBER	5	
SVPSEHDR	0	
SVPSEHDR_LEN	A0	A0
SVPSERE	0	
SVPSERE_LEN	58	58
SVPSESE	0	
SVPSESE_LEN	58	58
SVPSESR	0	
SVPSESR_LEN	4C	4C

# IWMSVSEA information

## IWMSVSEA programming interface information

IWMSVSEA is a programming interface.

## IWMSVSEA heading information

<b>Common name:</b>	WLM Service Definition Scheduling Environment mapping
<b>Macro ID:</b>	IWMSVSEA
<b>DSECT name:</b>	SVSEAHDR - SVSEA header SVSEASE - scheduling environments SVSEASR - scheduling environments/resources SVSEARE - resources SVSEEXT - extensions
<b>Owning component:</b>	Workload Manager (SCWLM)
<b>Eye-catcher ID:</b>	SVSE Offset: 0 Length: CHAR(4)
<b>Storage attributes:</b>	Subpool: Any Key: Any Residency: Above 16M line
<b>Size:</b>	Determined at run time SVSEAHDR -- X'00B8' bytes SVSEASE -- X'0058' bytes SVSEASR -- X'004C' bytes SVSEARE -- X'0058' bytes SVSEEXT -- X'0020' bytes
<b>Created by:</b>	Caller
<b>Pointed to by:</b>	Offset within SERVD (IWMSERVD) mapping
<b>Serialization:</b>	None
<b>Function:</b>	Contains service definition scheduling environments information.

## IWMSVSEA mapping

Table 94. Structure SVSEAHDR

Offset Dec	Offset Hex	Type	Len	Name (Dim)	Description
0	(0)	STRUCTURE	0	SVSEAHDR	
0	(0)	CHARACTER	4	SVSEA_EYECATCHER	IWMSVSEA.16: Eye catcher for SVSEA - SVSE
4	(4)	BITSTRING	1	SVSEA_FUNCTIONALITY_LEVEL	IWMSVSEA.22: Functionality level of the SVSEA. The functionality level defines the highest level of WLM function that exists in the SVSEA
5	(5)	BITSTRING	1	SVSEA_WLM_VERSION_NUMBER	IWMSVSEA.28: WLM version number
6	(6)	SIGNED	2	SVSEA_SIZE_OF_HEADER	IWMSVSEA.34: Size of header section
8	(8)	SIGNED	4	SVSEA_SIZE_OF_WHOLE_SVSEA	IWMSVSEA.40: Size of the whole scheduling environment section
12	(C)	SIGNED	4	SVSEA_RESERVED1	IWMSVSEA.46: Reserved
16	(10)	CHARACTER	56	SVSEA_OFFSETS_AREA	IWMSVSEA.53: SVSEA section offsets area

Table 94. Structure SVSEAHDR (continued)

Offset Dec	Offset Hex	Type	Len	Name (Dim)	Description
16	(10)	SIGNED	4	SVSEA_OFFSET_SE	IWMSVSEA.57: Offset of scheduling environment section
20	(14)	SIGNED	2	SVSEA_NUMBER_SE	IWMSVSEA.63: Number of scheduling environments
22	(16)	SIGNED	2	SVSEA_SIZE_SE	IWMSVSEA.69: Size of an scheduling environment entry
24	(18)	SIGNED	4	SVSEA_OFFSET_SR	IWMSVSEA.721: Offset of scheduling environment- /resource section
28	(1C)	SIGNED	2	SVSEA_NUMBER_SR	IWMSVSEA.727: Number of scheduling environment- /resource
30	(1E)	SIGNED	2	SVSEA_SIZE_SR	IWMSVSEA.733: Size of an scheduling environment- /resource section
32	(20)	SIGNED	4	SVSEA_OFFSET_RE	IWMSVSEA.741: Offset of resource section
36	(24)	SIGNED	2	SVSEA_NUMBER_RE	IWMSVSEA.747: Number of resources
38	(26)	SIGNED	2	SVSEA_SIZE_RE	IWMSVSEA.753: Size of an resource entry
40	(28)	SIGNED	4	SVSEA_OFFSET_RESERVED1	IWMSVSEA.76: Reserved offset
44	(2C)	SIGNED	2	SVSEA_NUMBER_RESERVED1	IWMSVSEA.82: Reserved number
46	(2E)	SIGNED	2	SVSEA_SIZE_RESERVED1	IWMSVSEA.88: Reserved size
48	(30)	SIGNED	4	SVSEA_OFFSET_RESERVED2	IWMSVSEA.95: Reserved offset
52	(34)	SIGNED	2	SVSEA_NUMBER_RESERVED2	IWMSVSEA.101: Reserved number
54	(36)	SIGNED	2	SVSEA_SIZE_RESERVED2	IWMSVSEA.107: Reserved size
56	(38)	SIGNED	4	SVSEA_OFFSET_RESERVED3	IWMSVSEA.758: Reserved offset
60	(3C)	SIGNED	2	SVSEA_NUMBER_RESERVED3	IWMSVSEA.734: Reserved number
62	(3E)	SIGNED	2	SVSEA_SIZE_RESERVED3	IWMSVSEA.770: Reserved size
64	(40)	SIGNED	4	SVSEA_OFFSET_RESERVED4	IWMSVSEA.781: Reserved offset
68	(44)	SIGNED	2	SVSEA_NUMBER_RESERVED4	IWMSVSEA.787: Reserved number
70	(46)	SIGNED	2	SVSEA_SIZE_RESERVED4	IWMSVSEA.793: Reserved size
72	(48)	CHARACTER	72	SVSEA_EXT_OFFSETS_AREA	IWMSVSEA.114: SVSEA extension offsets area
72	(48)	CHARACTER	8	SVSEA_EXT_BASICS	IWMSVSEA.412: Basic offserts/length
72	(48)	SIGNED	4	SVSEA_EXT_DATA_OFF	IWMSVSEA.117: Offset of extended data (0 if no extended data exists)
76	(4C)	SIGNED	4	SVSEA_EXT_DATA_LEN	IWMSVSEA.123: Length of extended data
80	(50)	CHARACTER	8	SVSEAHDR_EXT	IWMSVSEA.597: SVSEAHDR section
80	(50)	SIGNED	4	SVSEA_EXT_OFF	IWMSVSEA.129: Offset of SVSEAHDR header extension
84	(54)	SIGNED	2	SVSEA_EXT_NUM	IWMSVSEA.135: Number of SVSEAHDR general extension entries
86	(56)	SIGNED	2	SVSEA_EXT_SIZ	IWMSVSEA.141: Size of each SVSEAHDR general extension entry
88	(58)	CHARACTER	8	SVSEASE_EXT	IWMSVSEA.415: SVSEASE section
88	(58)	SIGNED	4	SVSEA_EXT_OFF_SE	IWMSVSEA.937: Offset of SVSEASE section extension
92	(5C)	SIGNED	2	SVSEA_EXT_NUM_SE	IWMSVSEA.943: Number of SVSEASE extension entries
94	(5E)	SIGNED	2	SVSEA_EXT_SIZ_SE	IWMSVSEA.949: Size of each SVSEASE extension entry
96	(60)	CHARACTER	8	SVSEASR_EXT	IWMSVSEA.932: SVSEASR section
96	(60)	SIGNED	4	SVSEA_EXT_OFF_SR	IWMSVSEA.958: Offset of SVSEASR section extension

Table 94. Structure SVSEAHDR (continued)

Offset Dec	Offset Hex	Type	Len	Name (Dim)	Description
100	(64)	SIGNED	2	SVSEA_EXT_NUM_SR	IWMSVSEA.964: Number of SVSEASR extension entries
102	(66)	SIGNED	2	SVSEA_EXT_SIZ_SR	IWMSVSEA.970: Size of each SVSEASR extension entry
104	(68)	CHARACTER	8	SVSEARE_EXT	IWMSVSEA.955: SVSEARE section
104	(68)	SIGNED	4	SVSEA_EXT_OFF_RE	IWMSVSEA.979: Offset of SVSEARE section extension
108	(6C)	SIGNED	2	SVSEA_EXT_NUM_RE	IWMSVSEA.985: Number of SVSEARE extension entries
110	(6E)	SIGNED	2	SVSEA_EXT_SIZ_RE	IWMSVSEA.991: Size of each SVSEARE extension entry
112	(70)	CHARACTER	32	SVSEA_EXT_RESERVED	IWMSVSEA.266: Reserverd
112	(70)	SIGNED	4	SVSEA_EXT_OFF_RSV1	IWMSVSEA.147: Offset reserved
116	(74)	SIGNED	2	SVSEA_EXT_NUM_RSV1	IWMSVSEA.153: Number reserved
118	(76)	SIGNED	2	SVSEA_EXT_SIZ_RSV1	IWMSVSEA.159: Size reserved
120	(78)	SIGNED	4	SVSEA_EXT_OFF_RSV2	IWMSVSEA.165: Offset reserved
124	(7C)	SIGNED	2	SVSEA_EXT_NUM_RSV2	IWMSVSEA.171: Number reserved
126	(7E)	SIGNED	2	SVSEA_EXT_SIZ_RSV2	IWMSVSEA.177: Size reserved
128	(80)	SIGNED	4	SVSEA_EXT_OFF_RSV3	IWMSVSEA.797: Offset reserved
132	(84)	SIGNED	2	SVSEA_EXT_NUM_RSV3	IWMSVSEA.800: Number reserved
134	(86)	SIGNED	2	SVSEA_EXT_SIZ_RSV3	IWMSVSEA.806: Size reserved
136	(88)	SIGNED	4	SVSEA_EXT_OFF_RSV4	IWMSVSEA.812: Offset reserved
140	(8C)	SIGNED	2	SVSEA_EXT_NUM_RSV4	IWMSVSEA.818: Number reserved
142	(8E)	SIGNED	2	SVSEA_EXT_SIZ_RSV4	IWMSVSEA.827: Size reserved
144	(90)	SIGNED	4	SVSEA_RESERVED	IWMSVSEA.183: Reserved
184	(B8)	X'B8'	0	SVSEAHDR_LEN	"*-SVSEAHDR"

Table 95. Structure SVSEASE

Offset Dec	Offset Hex	Type	Len	Name (Dim)	Description
0	(0)	STRUCTURE	0	SVSEASE	
0	(0)	CHARACTER	16	SVSEA_SE_SCHENV_NAME	IWMSVSEA.203: Scheduling environment name
16	(10)	CHARACTER	32	SVSEA_SE_DESCRIPTION	IWMSVSEA.209: Scheduling environment description
48	(30)	CHARACTER	8	SVSEA_SE_RESERVED	IWMSVSEA.290: Reserved
88	(58)	X'58'	0	SVSEASE_LEN	"*-SVSEASE"

Table 96. Structure SVSEASR

Offset Dec	Offset Hex	Type	Len	Name (Dim)	Description
0	(0)	STRUCTURE	0	SVSEASR	
0	(0)	CHARACTER	16	SVSEA_SR_SCHENV_NAME	IWMSVSEA.880: Scheduling environment name
16	(10)	CHARACTER	16	SVSEA_SR_RESOURCE_NAME	IWMSVSEA.900: Resource name
32	(20)	BITSTRING	1	SVSEA_SR_RESOURCE_STATE	IWMSVSEA.877: Required resource state
33	(21)	CHARACTER	1	SVSEA_SR_RESERVED1	IWMSVSEA.906: Reserved
36	(24)	CHARACTER	8	SVSEA_SR_RESERVED2	IWMSVSEA.892: Reserved
76	(4C)	X'4C'	0	SVSEASR_LEN	"*-SVSEASR"

Table 97. Structure SVSEARE

Offset Dec	Offset Hex	Type	Len	Name (Dim)	Description
0	(0)	STRUCTURE	0	SVSEARE	
0	(0)	CHARACTER	16	SVSEA_RE_RESOURCE_NAME	IWMSVSEA.846: Resource name
16	(10)	CHARACTER	32	SVSEA_RE_DESCRIPTION	IWMSVSEA.804: Resource description
48	(30)	CHARACTER	8	SVSEA_RE_RESERVED	IWMSVSEA.858: Reserved
88	(58)	X'58'	0	SVSEARE_LEN	"*-SVSEARE"

Table 98. Structure SVSEAEXT

Offset Dec	Offset Hex	Type	Len	Name (Dim)	Description
0	(0)	STRUCTURE	0	SVSEAEXT	
0	(0)	CHARACTER	8	SVSEAAID	IWMSVSEA.306: Vendor/product ID that owns the entry
8	(8)	CHARACTER	16	SVSEAROB	IWMSVSEA.312: Related object name - name of object (for example, scheduling environment name, SVSEA_SE_SC- HENV_NAME) which this extension entry extends
24	(18)	SIGNED	4	SVSEAE DL	IWMSVSEA.318: Extended data length
28	(1C)	SIGNED	4	SVSEAE DO	IWMSVSEA.324: Extended data offset - offset is from beginning of the extended data whose offset is in SVSEA_EXT_DATA_OFF
IWMSVSEA.393: SVSEA identifier					
28	(1C)	X'E5E2C5'	0	SVSEA_ID	"C'SVSE'"
IWMSVSEA.402: Functionality level introduced by WLM in SP510. This is set by JBB6604 when no scheduling environments were defined.					
28	(1C)	X'1'	0	SVSEA_LEVEL001	"1"
IWMSVSEA.429: Functionality level introduced by WLM in OS/390 R4					
28	(1C)	X'4'	0	SVSEA_LEVEL004	"4"
IWMSVSEA.438: WLM version number for OS/390 R4					
28	(1C)	X'4'	0	SVSEA_VER604	"4"
IWMSVSEA.999: Functionality level introduced by WLM in OS/390 R5					
28	(1C)	X'5'	0	SVSEA_LEVEL005	"5"
IWMSVSEA.1028: WLM version number for OS/390 R5					
28	(1C)	X'5'	0	SVSEA_VER605	"5"
IWMSVSEA.1037: Functionality level introduced by WLM in OS/390 R6					
28	(1C)	X'6'	0	SVSEA_LEVEL006	"6"
IWMSVSEA.1046: WLM version number for OS/390 R6					
28	(1C)	X'6'	0	SVSEA_VER606	"6"



Table 98. Structure SVSEAEXT (continued)

Offset Dec	Offset Hex	Type	Len	Name (Dim)	Description
IWMSVSEA.536: Functionality level introduced by WLM in OS/390 R7					
28	(1C)	X'7'	0	SVSEA_LEVEL007	"7"
IWMSVSEA.1063: WLM version number for OS/390 R7					
28	(1C)	X'7'	0	SVSEA_VER607	"7"
IWMSVSEA.1074: Functionality level introduced by WLM in OS/390 R7					
28	(1C)	X'8'	0	SVSEA_LEVEL008	"8"
IWMSVSEA.1083: WLM version number for OS/390 R7					
28	(1C)	X'8'	0	SVSEA_VER608	"8"
IWMSVSEA.1117: Reserved functionality level					
28	(1C)	X'9'	0	SVSEA_LEVEL009	"9"
IWMSVSEA.1171: Reserved WLM version number for OS/390 V2R8					
28	(1C)	X'9'	0	SVSEA_RESERVED_R08	"9"
IWMSVSEA.1095: Reserved functionality level					
28	(1C)	X'A'	0	SVSEA_LEVEL010	"10"
IWMSVSEA.1180: Reserved WLM version number for OS/390 V2R9					
28	(1C)	X'A'	0	SVSEA_RESERVED_R09	"10"
IWMSVSEA.1126: Functionality level introduced by WLM in OS/390 R10					
28	(1C)	X'B'	0	SVSEA_LEVEL011	"11"
IWMSVSEA.1102: WLM version number for OS/390 R10					
28	(1C)	X'B'	0	SVSEA_VER703	"11"
IWMSVSEA.1167: Reserved functionality level					
28	(1C)	X'C'	0	SVSEA_LEVEL012	"12"
IWMSVSEA.1158: Reserved WLM version number for OS/390 V2R11					
28	(1C)	X'C'	0	SVSEA_RESERVED_R11	"12"
IWMSVSEA.1135: Functionality level introduced by WLM in OS/390 R12					
28	(1C)	X'D'	0	SVSEA_LEVEL013	"13"
IWMSVSEA.1144: WLM version number for OS/390 R12					
28	(1C)	X'D'	0	SVSEA_VER705	"13"

Table 98. Structure SVSEAEXT (continued)

Offset Dec	Offset Hex	Type	Len	Name(Dim)	Description
IWMSVSEA.1200: Reserved functionality level					
28	(1C)	X'E'	0	SVSEA_LEVEL014	"14"
IWMSVSEA.1209: Reserved WLM version number for z/OS V1R13					
28	(1C)	X'E'	0	SVSEA_RESERVED_R13	"14"
IWMSVSEA.1218: Reserved functionality level					
28	(1C)	X'F'	0	SVSEA_LEVEL015	"15"
IWMSVSEA.1227: Reserved WLM version number for z/OS V1R14					
28	(1C)	X'F'	0	SVSEA_RESERVED_R14	"15"
IWMSVSEA.1236: Reserved functionality level					
28	(1C)	X'10'	0	SVSEA_LEVEL016	"16"
IWMSVSEA.1245: Reserved WLM version number for z/OS V1R15					
28	(1C)	X'10'	0	SVSEA_RESERVED_R15	"16"
IWMSVSEA.1254: Functionality level introduced by WLM in z/OS V1R6					
28	(1C)	X'11'	0	SVSEA_LEVEL017	"17"
IWMSVSEA.1263: WLM version number for z/OS V1R16					
28	(1C)	X'11'	0	SVSEA_VER709	"17"
IWMSVSEA.1277: Reserved functionality level					
28	(1C)	X'12'	0	SVSEA_LEVEL018	"18"
IWMSVSEA.1286: Reserved WLM version number for z/OS V1R17					
28	(1C)	X'12'	0	SVSEA_RESERVED_R17	"18"
IWMSVSEA.1295: Functionality level introduced by WLM in z/OS V1R8					
28	(1C)	X'13'	0	SVSEA_LEVEL019	"19"
IWMSVSEA.1336: Reserved WLM version number for z/OS V1R18					
28	(1C)	X'14'	0	SVSEA_RESERVED_R18	"20"
IWMSVSEA.1318: Functionality level introduced by WLM in z/OS V1R10					
28	(1C)	X'15'	0	SVSEA_LEVEL021	"21"
IWMSVSEA.1360: Reserved WLM version number for z/OS V1R10					
28	(1C)	X'16'	0	SVSEA_RESERVED_R110	"22"

Table 98. Structure SVSEAEXT (continued)

Offset Dec	Offset Hex	Type	Len	Name (Dim)	Description
IWMSVSEA.1347: Functionality level introduced by WLM in z/OS V1R11					
28	(1C)	X'17'	0	SVSEA_LEVEL023	"23"
IWMSVSEA.1304: WLM version number for z/OS V1R8					
28	(1C)	X'13'	0	SVSEA_VER730	"19"
IWMSVSEA.1327: WLM version number for z/OS V1R10					
28	(1C)	X'15'	0	SVSEA_VER750	"21"
IWMSVSEA.1369: WLM version number for z/OS V1R11					
28	(1C)	X'17'	0	SVSEA_VER760	"23"
IWMSVSEA.447: Current version level used when checking functionality within WLM product					
28	(1C)	X'17'	0	SVSEA_CURRENT_VER	"23"
IWMSVSEA.920: SVSEA_SR_RESOURCE_STATE that indicates resource is desired to be ON					
28	(1C)	X'4'	0	SVSEA_SR_ON	"4"
IWMSVSEA.1009: SVSEA_SR_RESOURCE_STATE that indicates resource is desired to be OFF					
28	(1C)	X'8'	0	SVSEA_SR_OFF	"8"
IWMSVSEA.1018: SVSEA_SR_RESOURCE_STATE that is reserved					
28	(1C)	X'C'	0	SVSEA_SR_RESERVED	"12"
IWMSVSEA.468: SVSEA section symbolic constant					
28	(1C)	X'3B'	0	SVSEA_SECTION	"59"
IWMSVSEA.477: SVSEA header symbolic constant					
28	(1C)	X'3C'	0	SVSEA_HDR_SECTION	"60"
IWMSVSEA.486: SVSEA SE symbolic constant					
28	(1C)	X'3D'	0	SVSEA_SE_SECTION	"61"
IWMSVSEA.243: SVSEA SR symbolic constant					
28	(1C)	X'3D'	0	SVSEA_SR_SECTION	"61"
IWMSVSEA.253: SVSEA RE symbolic constant					
28	(1C)	X'3D'	0	SVSEA_RE_SECTION	"61"
IWMSVSEA.496: SVSEA extension symbolic constant					
28	(1C)	X'3E'	0	SVSEA_EXT_SECTION	"62"
28	(1C)	X'20'	0	SVSEAEXT_LEN	"*-SVSEAEXT"

Table 99. Cross Reference for IWMSVSEA

Name	Offset	Hex Tag
SVSEA_CURRENT_VER	1C	17
SVSEA_EXT_BASICS	48	
SVSEA_EXT_DATA_LEN	4C	
SVSEA_EXT_DATA_OFF	48	
SVSEA_EXT_NUM	54	
SVSEA_EXT_NUM_RE	6C	
SVSEA_EXT_NUM_RSV1	74	
SVSEA_EXT_NUM_RSV2	7C	
SVSEA_EXT_NUM_RSV3	84	
SVSEA_EXT_NUM_RSV4	8C	
SVSEA_EXT_NUM_SE	5C	
SVSEA_EXT_NUM_SR	64	
SVSEA_EXT_OFF	50	
SVSEA_EXT_OFF_RE	68	
SVSEA_EXT_OFF_RSV1	70	
SVSEA_EXT_OFF_RSV2	78	
SVSEA_EXT_OFF_RSV3	80	
SVSEA_EXT_OFF_RSV4	88	
SVSEA_EXT_OFF_SE	58	
SVSEA_EXT_OFF_SR	60	
SVSEA_EXT_OFFSETS_AREA	48	
SVSEA_EXT_RESERVED	70	
SVSEA_EXT_SECTION	1C	3E
SVSEA_EXT_SIZ	56	
SVSEA_EXT_SIZ_RE	6E	
SVSEA_EXT_SIZ_RSV1	76	
SVSEA_EXT_SIZ_RSV2	7E	
SVSEA_EXT_SIZ_RSV3	86	
SVSEA_EXT_SIZ_RSV4	8E	
SVSEA_EXT_SIZ_SE	5E	
SVSEA_EXT_SIZ_SR	66	
SVSEA_EYECATCHER	0	
SVSEA_FUNCTIONALITY_LEVEL	4	
SVSEA_HDR_SECTION	1C	3C
SVSEA_ID	1C	E5E2C5
SVSEA_LEVEL001	1C	1
SVSEA_LEVEL004	1C	4
SVSEA_LEVEL005	1C	5
SVSEA_LEVEL006	1C	6

Table 99. Cross Reference for IWMSVSEA (continued)

Name	Offset	Hex Tag
SVSEA_LEVEL007	1C	7
SVSEA_LEVEL008	1C	8
SVSEA_LEVEL009	1C	9
SVSEA_LEVEL010	1C	A
SVSEA_LEVEL011	1C	B
SVSEA_LEVEL012	1C	C
SVSEA_LEVEL013	1C	D
SVSEA_LEVEL014	1C	E
SVSEA_LEVEL015	1C	F
SVSEA_LEVEL016	1C	10
SVSEA_LEVEL017	1C	11
SVSEA_LEVEL018	1C	12
SVSEA_LEVEL019	1C	13
SVSEA_LEVEL021	1C	15
SVSEA_LEVEL023	1C	17
SVSEA_NUMBER_RE	24	
SVSEA_NUMBER_RESERVED1	2C	
SVSEA_NUMBER_RESERVED2	34	
SVSEA_NUMBER_RESERVED3	3C	
SVSEA_NUMBER_RESERVED4	44	
SVSEA_NUMBER_SE	14	
SVSEA_NUMBER_SR	1C	
SVSEA_OFFSET_RE	20	
SVSEA_OFFSET_RESERVED1	28	
SVSEA_OFFSET_RESERVED2	30	
SVSEA_OFFSET_RESERVED3	38	
SVSEA_OFFSET_RESERVED4	40	
SVSEA_OFFSET_SE	10	
SVSEA_OFFSET_SR	18	
SVSEA_OFFSETS_AREA	10	
SVSEA_RE_DESCRIPTION	10	
SVSEA_RE_RESERVED	30	
SVSEA_RE_RESOURCE_NAME	0	
SVSEA_RE_SECTION	1C	3D
SVSEA_RESERVED	90	
SVSEA_RESERVED_R08	1C	9
SVSEA_RESERVED_R09	1C	A
SVSEA_RESERVED_R11	1C	C
SVSEA_RESERVED_R110	1C	16

Table 99. Cross Reference for IWMSVSEA (continued)

Name	Offset	Hex Tag
SVSEA_RESERVED_R13	1C	E
SVSEA_RESERVED_R14	1C	F
SVSEA_RESERVED_R15	1C	10
SVSEA_RESERVED_R17	1C	12
SVSEA_RESERVED_R18	1C	14
SVSEA_RESERVED1	C	
SVSEA_SE_DESCRIPTION	10	
SVSEA_SE_RESERVED	30	
SVSEA_SE_SCHENV_NAME	0	
SVSEA_SE_SECTION	1C	3D
SVSEA_SECTION	1C	3B
SVSEA_SIZE_OF_HEADER	6	
SVSEA_SIZE_OF_WHOLE_SVSEA	8	
SVSEA_SIZE_RE	26	
SVSEA_SIZE_RESERVED1	2E	
SVSEA_SIZE_RESERVED2	36	
SVSEA_SIZE_RESERVED3	3E	
SVSEA_SIZE_RESERVED4	46	
SVSEA_SIZE_SE	16	
SVSEA_SIZE_SR	1E	
SVSEA_SR_OFF	1C	8
SVSEA_SR_ON	1C	4
SVSEA_SR_RESERVED	1C	C
SVSEA_SR_RESERVED1	21	
SVSEA_SR_RESERVED2	24	
SVSEA_SR_RESOURCE_NAME	10	
SVSEA_SR_RESOURCE_STATE	20	
SVSEA_SR_SCHENV_NAME	0	
SVSEA_SR_SECTION	1C	3D
SVSEA_VER604	1C	4
SVSEA_VER605	1C	5
SVSEA_VER606	1C	6
SVSEA_VER607	1C	7
SVSEA_VER608	1C	8
SVSEA_VER703	1C	B
SVSEA_VER705	1C	D
SVSEA_VER709	1C	11
SVSEA_VER730	1C	13
SVSEA_VER750	1C	15

Table 99. Cross Reference for IWMSVSEA (continued)

Name	Offset	Hex Tag
SVSEA_VER760	1C	17
SVSEA_WLM_VERSION_NUMBER	5	
SVSEAEDL	18	
SVSEAEDO	1C	
SVSEAEXT	0	
SVSEAEXT_LEN	1C	20
SVSEAHDR	0	
SVSEAHDR_EXT	50	
SVSEAHDR_LEN	B8	B8
SVSEARE	0	
SVSEARE_EXT	68	
SVSEARE_LEN	58	58
SVSEAROB	8	
SVSEASE	0	
SVSEASE_EXT	58	
SVSEASE_LEN	58	58
SVSEASR	0	
SVSEASR_EXT	60	
SVSEASR_LEN	4C	4C
SVSEAVID	0	

## IWMWGDD information

### IWMWGDD programming interface information

IWMWGDD is a programming interface.

### IWMWGDD heading information

<b>Common name:</b>	Descriptions Mapping for service IWM4MGDD
<b>Macro ID:</b>	IWMWGDD
<b>DSECT name:</b>	IWMWGDD
<b>Owning component:</b>	WLM (SCWLM)
<b>Eye-catcher ID:</b>	IWMWGDD Offset: 0 Length: CHAR(7)
<b>Storage attributes:</b>	Subpool: Any Key: See requirements for macro IWM4WGDD Residency: Above 16M line

**Size:** Determined at run time  
IWMWGDD -- X'0016' bytes  
IWMWGENTS -- X'0012' bytes

**Created by:** Caller of IWM4WGDD

**Pointed to by:** Pointer to descriptions in IWM4WGDD parameter list

**Serialization:** Responsibility of IWM4WGDD caller

**Function:** Maps IWM4WGDD descriptions list

## IWMWGDD mapping

Table 100. Structure IWMWGDD

Offset Dec	Offset Hex	Type	Len	Name (Dim)	Description
0	(0)	STRUCTURE	0	IWMWGDD	
0	(0)	CHARACTER	8	IWMWGEYE	Eye catcher, must be set by user to IWMWGDD_Id_Const
8	(8)	ADDRESS	4	IWMWGNXT	I B M internal use only, must be set to 0 by user
12	(C)	BITSTRING	1	IWMWGVER	Version # of this macro, must be set by user to IWMWGDD_Version0
13	(D)	BITSTRING	1	IWMWGRC	Return code that indicates improper values in this data area. Is valid only if rc = IwmRetCodeInvocError and rsn code = IwmRsnCodeBadRequestList for service IWM4MGDD.
14	(E)	CHARACTER	6	IWMWGSUB	Subsystem identification
14	(E)	CHARACTER	4	IWMWGTYP	Subsystem type, use the same as was used for the creation of PBs, in service IWM4MCRE
18	(12)	CHARACTER	2	IWMWGSVER	Subsystem Version, vv.rr
18	(12)	BITSTRING	1	IWMWGSVV	Version of the subsystem instance that is using this macro
19	(13)	BITSTRING	1	IWMWGSRR	Release of the subsystem instance that is using this macro
20	(14)	SIGNED	2	IWMWGNUM	Number of definitions in this data area. Must be between 0 and IWMWGDD_Tnum_Max
22	(16)	CHARACTER	1	IWMWGDEFS(0)	Data for definitions will follow directly here
22	(16)	X'16'	0	IWMWGDD_LEN	"*-IWMWGDD"

Table 101. Structure IWMWGENTS

Offset Dec	Offset Hex	Type	Len	Name (Dim)	Description
0	(0)	STRUCTURE	0	IWMWGENTS	
0	(0)	CHARACTER	18	IWMWGENT	One definition entry
0	(0)	SIGNED	2	IWMWGNTNUM	Number of a generic delay, must be between IWMWGDD_Tnum_Min and IWMWGDD_Tnum_Max
2	(2)	CHARACTER	16	IWMWGTDSC	Description for the generic delay state
2	(2)	X'E6D4E6'	0	IWMWGDD_ID_CONST_0T03	"C'IWMW'" This is the first 4-byte segment of an 8-byte constant.
2	(2)	X'C4C440'	0	IWMWGDD_ID_CONST_4T07	"C'GDD '" This is the second 4-byte segment of an 8-byte constant.
2	(2)	X'0'	0	IWMWGDD_NXT	"0"



Table 101. Structure IWMWGENTS (continued)

Offset Dec	Offset Hex	Type	Len	Name (Dim)	Description
2	(2)	X'0'	0	IWMWGDD_VERSION0	"0"
2	(2)	X'1'	0	IWMWGDD_TNUM_MIN	"1"
2	(2)	X'F'	0	IWMWGDD_TNUM_MAX	"15"
2	(2)	X'404040'	0	IWMWGDD_TYP	"C' '"
The following constants define the possible return values in field IWMWGRC.					
2	(2)	X'0'	0	IWMWGDD_FAILCODE_OK	"0" field IWMWGEYE is not properly set field IWMWGVER is not properly set field IWMWGNXT is not properly set field IWMWGTYPE is blank. field IWMWGNUM is not properly set field IWMWGNUM is not properly set
2	(2)	X'1'	0	IWMWGDD_FAILCODE_WRONGID	"1" field IWMWGEYE is not properly set
2	(2)	X'2'	0	IWMWGDD_FAILCODE_WRONGVERSION	"2" field IWMWGVER is not properly set
2	(2)	X'3'	0	IWMWGDD_FAILCODE_WRONGNXT	"3" field IWMWGNXT is not properly set
2	(2)	X'4'	0	IWMWGDD_FAILCODE_WRONGTYP	"4" field IWMWGTYPE is blank.
2	(2)	X'5'	0	IWMWGDD_FAILCODE_WRONGNUM	"5" field IWMWGNUM is not properly set
2	(2)	X'6'	0	IWMWGDD_FAILCODE_WRONGTNUM	"6" field IWMWGNUM is not properly set
2	(2)	X'12'	0	IWMWGENTS_LEN	"*-IWMWGENTS"

Table 102. Cross Reference for IWMWGDD

Name	Offset	Hex Tag
IWMWGDD	0	
IWMWGDD_FAILCODE_OK	2	0
IWMWGDD_FAILCODE_WRONGID	2	1
IWMWGDD_FAILCODE_WRONGNUM	2	5
IWMWGDD_FAILCODE_WRONGNXT	2	3
IWMWGDD_FAILCODE_WRONGTNUM	2	6
IWMWGDD_FAILCODE_WRONGTYP	2	4
IWMWGDD_FAILCODE_WRONGVERSION	2	2
IWMWGDD_ID_CONST_0T03	2	E6D4E6
IWMWGDD_ID_CONST_4T07	2	C4C440
IWMWGDD_LEN	16	16
IWMWGDD_NXT	2	0
IWMWGDD_TNUM_MAX	2	F
IWMWGDD_TNUM_MIN	2	1
IWMWGDD_TYP	2	404040
IWMWGDD_VERSION0	2	0
IWMWGDEFS	16	
IWMWGENT	0	

Table 102. Cross Reference for IWMWGDD (continued)

Name	Offset	Hex Tag
IWMWGENTS	0	
IWMWGENTS_LEN	2	12
IWMWGEYE	0	
IWMWGNUM	14	
IWMWGNXT	8	
IWMWGRC	D	
IWMWGSRR	13	
IWMWGSUB	E	
IWMWGSVER	12	
IWMWGSVV	12	
IWMWGTDSC	2	
IWMWGTNUM	0	
IWMWGTYP	E	
IWMWGVER	C	

## IWMWOPTI information

### IWMWOPTI programming interface information

IWMWOPTI is a programming interface.

### IWMWOPTI heading information

**Common name:** WLM Parmlib Option Information Area

**Macro ID:** IWMWOPTI

**DSECT name:** OPTI

**Owning component:** WLM (SCWLM)

**Eye-catcher ID:** OPTI  
Offset: 0  
Length: 4

**Storage attributes:** Subpool: User Assigned  
Key: Any  
Residency: Anywhere

**Size:** OPTI\_ENTRY -- X'004C' bytes  
OPTI -- X'0020' bytes  
Total OPTI size =  
32 bytes OPTI header +  
n (maximum number of parmlibs)  
76 (OPTI\_Parmlib\_Entry\_Size)

**Created by:** Caller of IWM4OPTQ

**Pointed to by:** IWM4OPTQ Parameter List

**Serialization:** None

**Function:** Holds parmlib option information, returned by the IWM4OPTQ service.

OPTI\_Entry\_Shortname  
The first 16 characters of the IEAOPTxx parameter name.

OPTI\_Entry\_Default  
The default value(s) of the parameter. When more than one default exists, the values are separated by '|'.

OPTI\_Entry\_Value  
The current value(s) of the parameter. This value may differ from the value originally specified. With two values displayed, separated by '/', the second value is provided by SRM. For information on how SRM handles the settings of OPT parameters, refer to the MVS Initialization and Tuning Reference. When a value for a parameter cannot be obtained, 'N/A' is returned.

OPTI\_Entry\_Description  
For a description of the parameters refer to the MVS Initialization and Tuning Reference.

OPTI\_Entry\_Unit  
The unit of the parameter value(s).

## IWMWOPTI mapping

Table 103. Structure OPTI

Offset Dec	Offset Hex	Type	Len	Name(Dim)	Description
0	(0)	STRUCTURE	0	OPTI	Parmlib information area
0	(0)	CHARACTER	32	OPTI_HEADER	OPTI header section
0	(0)	CHARACTER	4	OPTI_ID	Acronym
4	(4)	BITSTRING	1	OPTI_VERSION	Version
5	(5)	CHARACTER	3	OPTI_RSV1	Reserved
8	(8)	BITSTRING	4	OPTI_FLAGS	Flags
8	(8)	BITSTRING	1	OPTI_FLAG1	Flag byte 1
Bit definitions:					
		1... ....		OPTI_TIMENOTISSUED	"X'80'" '1'B SET OPT not issued yet, OPTI_LastSetTime not set
9	(9)	BITSTRING	3		Reserved
12	(C)	SIGNED	2	OPTI_HEADER_SIZE	Size in bytes of header section
14	(E)	SIGNED	2	OPTI_PARMLIB_ENTRY_SIZE	Size in bytes of a parmlib information entry (OPTI_Entry)
16	(10)	SIGNED	2	OPTI_#ENTRIES	Number of parmlib option entries returned
18	(12)	CHARACTER	4	OPTI_RSV2	Reserved
22	(16)	CHARACTER	2	OPTI_SUFFIX	IEAOPTxx suffix
24	(18)	CHARACTER	8	OPTI_LASTSETTIME	Last SET OPT TOD bit 0..63
32	(20)	CHARACTER	1	OPTI_ENTRIES(0)	Beginning of parmlib entries
32	(20)	X'20'	0	OPTI_LEN	"*-OPTI"

Table 104. Structure OPTI\_ENTRY

Offset Dec	Offset Hex	Type	Len	Name (Dim)	Description
0	(0)	STRUCTURE	0	OPTI_ENTRY	
0	(0)	CHARACTER	16	OPTI_ENTRY_SHORTNAME	
16	(10)	CHARACTER	11	OPTI_ENTRY_DEFAULT	
27	(1B)	CHARACTER	11	OPTI_ENTRY_VALUE	
38	(26)	CHARACTER	33	OPTI_ENTRY_DESCRIPTION	
71	(47)	CHARACTER	4	OPTI_ENTRY_UNIT	
75	(4B)	CHARACTER	1	OPTI_ENTRY_RSV1	
75	(4B)	X'D7E3C9'	0	OPTI_ID_CONST	"C'OPTI' "
75	(4B)	X'1'	0	OPTI_VERSION1	"1"
75	(4B)	X'20'	0	OPTI_HEADERLEN	"32"
75	(4B)	X'4C'	0	OPTI_PARMLIB_ENTRYLEN	"76"
75	(4B)	X'10'	0	OPTI_SHORTNAME_LEN	"16"
75	(4B)	X'B'	0	OPTI_DEFAULT_LEN	"11"
75	(4B)	X'B'	0	OPTI_VALUE_LEN	"11"
75	(4B)	X'21'	0	OPTI_DESCRIPTION_LEN	"33"
75	(4B)	X'4'	0	OPTI_UNIT_LEN	"4"
75	(4B)	X'1'	0	OPTI_RSV1_LEN	"1"
75	(4B)	X'1'	0	OPTI_CURRENT_VER	"1"
75	(4B)	X'4C'	0	OPTI_ENTRY_LEN	"*-OPTI_ENTRY"

Table 105. Cross Reference for IWMWOPTI

Name	Offset	Hex Tag
OPTI	0	
OPTI_#ENTRIES	10	
OPTI_CURRENT_VER	4B	1
OPTI_DEFAULT_LEN	4B	B
OPTI_DESCRIPTION_LEN	4B	21
OPTI_ENTRIES	20	
OPTI_ENTRY	0	
OPTI_ENTRY_DEFAULT	10	
OPTI_ENTRY_DESCRIPTION	26	
OPTI_ENTRY_LEN	4B	4C
OPTI_ENTRY_RSV1	4B	
OPTI_ENTRY_SHORTNAME	0	
OPTI_ENTRY_UNIT	47	
OPTI_ENTRY_VALUE	1B	
OPTI_FLAGS	8	
OPTI_FLAG1	8	
OPTI_HEADER	0	
OPTI_HEADER_SIZE	C	
OPTI_HEADERLEN	4B	20
OPTI_ID	0	

Table 105. Cross Reference for IWMWOPTI (continued)

Name	Offset	Hex Tag
OPTI_ID_CONST	4B	D7E3C9
OPTI_LASTSETTIME	18	
OPTI_LEN	20	20
OPTI_PARMLIB_ENTRY_SIZE	E	
OPTI_PARMLIB_ENTRYLEN	4B	4C
OPTI_RSV1	5	
OPTI_RSV1_LEN	4B	1
OPTI_RSV2	12	
OPTI_SHORTNAME_LEN	4B	10
OPTI_SUFFIX	16	
OPTI_TIMENOTISSUED	8	80
OPTI_UNIT_LEN	4B	4
OPTI_VALUE_LEN	4B	B
OPTI_VERSION	4	
OPTI_VERSION1	4B	1

## IWMWQHAA information

### IWMWQHAA programming interface information

IWMWQHAA is a programming interface.

### IWMWQHAA heading information

<b>Common name:</b>	IWM4QHLT answer area (QHAA)
<b>Macro ID:</b>	IWMWQHAA
<b>DSECT name:</b>	QHAA QHAS QHAR
<b>Owning component:</b>	Workload Manager (SCWLM)
<b>Eye-catcher ID:</b>	IWMWQHAA Offset: 0 Length: 8
<b>Storage attributes:</b>	Subpool: User assigned Key: 0-15 Residency: Anywhere
<b>Size:</b>	QHAA -- 32 bytes QHAS -- 32 bytes QHAR -- 352 bytes (32 + 10*32)
<b>Created by:</b>	Caller of IWM4QHLT
<b>Pointed to by:</b>	Pointed to by the ANSAREA_ADDR field in the IWM4QHLT parameter list
<b>Serialization:</b>	None

**Function:**

Contains health information of server address spaces which has been set via following services

- IWM4HLTH (setting server health indicator)
- IWMSRSG (register a server for sysplex routing)

The QHAA header is followed by one or more health information units. Each unit consists of one QHAS item followed by one or more QHAR items. For the number of QHAR items belonging to one QHAS item, see field QHAS\_QHAR\_Num.

A QHAS item describes an address space for which health indicators have been set.

A QHAR item describes the unit setting the health indicator via IWM4HLTH or IWMSRSG for the address space. Each QHAR item provides a history of its most recent IWM4HLTH or IWMSRSG invocations for the address space in the QHAS item. The history is limited to a certain amount entries (see value in constant QHAA\_H#).

## IWMWQHAA mapping

Table 106. Structure QHAA

Offset Dec	Offset Hex	Type	Len	Name (Dim)	Description
0	(0)	STRUCTURE	0	QHAA	Header of answer area
0	(0)	CHARACTER	8	QHAA_NAME	Eyecatcher IWMWQHAA
8	(8)	BITSTRING	1	QHAA_VERSION	Version number
9	(9)	CHARACTER	3	QHAA_RSV1	Reserved
12	(C)	SIGNED	4	QHAA_SIZE	Total size of QHAA and all of its QHAS and QHAR parts
16	(10)	SIGNED	2	QHAA_QHAS_NUM	Total number of QHAS entries
18	(12)	SIGNED	2	QHAA_QHAS_LEN	Length of one QHAS entry
20	(14)	SIGNED	4	QHAA_QHAS_OFFS	Offset from QHAA to first QHAS entry. Each QHAS is followed by one or more QHAR entries.
24	(18)	SIGNED	2	QHAA_QHAR_NUM	Total number of QHAR entries
26	(1A)	SIGNED	2	QHAA_QHAR_LEN	Length of one QHAR entry
28	(1C)	CHARACTER	4	QHAA_RSV2	Reserved

Table 107. Structure QHAS

Offset Dec	Offset Hex	Type	Len	Name (Dim)	Description
0	(0)	STRUCTURE	0	QHAS	QHAS describing an address space for which a health indicator has been reported by a caller of the IWM4HLTH or IWMSRSG service
0	(0)	CHARACTER	8	QHAS_NAME	Eyecatcher IWMWQHAA
8	(8)	CHARACTER	8	QHAS_JOBNAME	Jobname of address space
16	(10)	BITSTRING	8	QHAS_STOKEN	Space token of address space
24	(18)	BITSTRING	2	QHAS_ASID	Address space ID
26	(1A)	SIGNED	2	QHAS_HEALTH	Current health indicator of address space
28	(1C)	SIGNED	2	QHAS_QHAR_NUM	Number of QHAR items following this QHAS item
30	(1E)	CHARACTER	2	QHAS_RSV1	Reserved

Table 108. Structure QHAR

Offset Dec	Offset Hex	Type	Len	Name(Dim)	Description
0	(0)	STRUCTURE	0	QHAR	QHAR describing an IWM4HLTH or IWMSRSG caller reporting a health indicator for an address space. A history of the most recent indicators reported by this caller is kept whereby the latest indicator is in the first slot of the array. For the number of entries in the history, see QHAA_H#
0	(0)	CHARACTER	8	QHAR_NAME	Eyecatcher IWMWQHAR
8	(8)	CHARACTER	16	QHAR_KEY	Key of caller
8	(8)	CHARACTER	8	QHAR_SUBSYS	Generic name or type of the reporting unit as specified with the SUBSYS parameter of IWM4HLTH. If not specified or IWMSRSG, job name of caller.
16	(10)	CHARACTER	8	QHAR_SUBSYSNM	Name of a specific instance of the reporting unit as specified with the SUBSYSNM parameter of IWM4HLTH. If not specified or IWMSRSG, blanks.
24	(18)	CHARACTER	8	QHAR_RSV1	Reserved
32	(20)	CHARACTER	32	QHAR_HISTORY	History of most recent health indicators reported
32	(20)	CHARACTER	8	QHAR_TIME	Time when health indicator was reported (STCK format)
40	(28)	SIGNED	2	QHAR_VALUE	Input value as specified with the HEALTH parameter by caller of IWM4HLTH or IWMSRSG
42	(2A)	SIGNED	2	QHAR_HEALTH	Health indicator of address space after Function=Set or Function=Reset applied
44	(2C)	BITSTRING	1	QHAR_FLAGS	Flags
Bit definitions:					
		1... ....		QHAR_SRSRG	"X'80'" If ON, IWMSRSG was used to set the health indicator. If OFF, IWM4HLTH was used.
		.1.. ....		QHAR_SET	"X'40'" Function=Set specified or used as default function
		..1. ....		QHAR_RESET	"X'20'" Function=Reset specified
45	(2D)	CHARACTER	3	QHAR_RSV2	Reserved
48	(30)	CHARACTER	16	QHAR_REASON	Additional information as specified with the HEALTHRSN parameter of IWM4HLTH, such as the reason for changing the health indicator
48	(30)	X'E6D4E6'	0	QHAA_ACRONYM_0T03	"C'IWMW'" This is the first 4-byte segment of an 8-byte constant. Eyecatcher
48	(30)	X'C8C1C1'	0	QHAA_ACRONYM_4T07	"C'QHAA'" This is the second 4-byte segment of an 8-byte constant. Eyecatcher
48	(30)	X'E6D4E6'	0	QHAA_ACRONYM_0T03	"C'IWMW'" This is the first 4-byte segment of an 8-byte constant. Eyecatcher
48	(30)	X'C8C1E2'	0	QHAA_ACRONYM_4T07	"C'QHAA'" This is the second 4-byte segment of an 8-byte constant. Eyecatcher
48	(30)	X'E6D4E6'	0	QHAR_ACRONYM_0T03	"C'IWMW'" This is the first 4-byte segment of an 8-byte constant. Eyecatcher

Table 108. Structure QHAR (continued)

Offset Dec	Offset Hex	Type	Len	Name (Dim)	Description
48	(30)	X'C8C1D9'	0	QHAR_ACRONYM_4T07	"C'QHAR'" This is the second 4-byte segment of an 8-byte constant. Eyecatcher
48	(30)	X'20'	0	QHAA_LEN	"32"
48	(30)	X'160'	0	QHAR_LEN	"352"
48	(30)	X'1'	0	QHAA_VERSION1	"1"
48	(30)	X'1'	0	QHAA_CVERSION	"1"
48	(30)	X'A'	0	QHAA_H#	"10" Number of entries in the QHAR history array
48	(30)	X'20'	0	QHAA_MAXQHAR#	"32" Highest possible number of QHAR items following one QHAS item

Table 109. Cross Reference for IWMWQHAA

Name	Offset	Hex	Tag
QHAA	0		
QHAA_ACRONYM_0T03	30	E6D4E6	
QHAA_ACRONYM_4T07	30	C8C1C1	
QHAA_CVERSION	30		1
QHAA_H#	30		A
QHAA_NAME	0		
QHAA_QHAR_LEN	1A		
QHAA_QHAR_NUM	18		
QHAA_QHAS_LEN	12		
QHAA_QHAS_NUM	10		
QHAA_QHAS_OFFS	14		
QHAA_RSV1	9		
QHAA_RSV2	1C		
QHAA_SIZE	C		
QHAA_VERSION	8		
QHAA_VERSION1	30		1
QHAR	0		
QHAR_ACRONYM_0T03	30	E6D4E6	
QHAR_ACRONYM_4T07	30	C8C1D9	
QHAR_FLAGS	2C		
QHAR_HEALTH	2A		
QHAR_HISTORY	20		
QHAR_KEY	8		
QHAR_LEN	30		160
QHAR_NAME	0		
QHAR_REASON	30		
QHAR_RESET	2C		20
QHAR_RSV1	18		



Table 109. Cross Reference for IWMWQHAA (continued)

Name	Offset	Hex Tag
QHAR_RSV2	2D	
QHAR_SET	2C	40
QHAR_SRSRG	2C	80
QHAR_SUBSYS	8	
QHAR_SUBSYSNM	10	
QHAR_TIME	20	
QHAR_VALUE	28	
QHAS	0	
QHAS_ACRONYM_0T03	30	E6D4E6
QHAS_ACRONYM_4T07	30	C8C1E2
QHAS_ASID	18	
QHAS_HEALTH	1A	
QHAS_JOBNAME	8	
QHAS_LEN	30	20
QHAS_MAXQHAR#	30	20
QHAS_NAME	0	
QHAS_QHAR_NUM	1C	
QHAS_RSV1	1E	
QHAS_STOKEN	10	

## IWMWQTAA information

### IWMWQTAA programming interface information

IWMWQTAA is a programming interface.

### IWMWQTAA heading information

<b>Common name:</b>	IWM4QTNT answer area (QTAA)		
<b>Macro ID:</b>	IWMWQTAA		
<b>DSECT name:</b>	QTAA QTRG		
<b>Owning component:</b>	Workload Manager (SCWLM)		
<b>Eye-catcher ID:</b>	IWMWQTAA Offset: 0 Length: 8		
<b>Storage attributes:</b>	Subpool: User assigned Key: 0-15 Residency: Anywhere		
<b>Size:</b>	QTAA -- 32 bytes		
	QTRG -- 192 bytes	@WI281486	
<b>Created by:</b>	Caller of IWM4QTNT		

**Pointed to by:** Pointed to by the ANSAREA\_ADDR field in the IWM4QTNT parameter list

**Serialization:** None

**Function:** Contains reporting information for tenants resource groups in the WLM service definition.

## IWMWQTAA mapping

Table 110. Structure QTAA

Offset Dec	Offset Hex	Type	Len	Name (Dim)	Description
0	(0)	STRUCTURE	0	QTAA	Header of answer area
0	(0)	CHARACTER	8	QTAA_ACRONYM	Acronym IWMWQTAA
8	(8)	BITSTRING	1	QTAA_VERSION	Version number
9	(9)	CHARACTER	3	QTAA_RSV1	Reserved
12	(C)	SIGNED	4	QTAA_SIZE	Total size of QTAA and all of its QTRG parts
16	(10)	SIGNED	2	QTAA_QTRG_NUM	Total number of QTRG entries
18	(12)	SIGNED	2	QTAA_QTRG_LEN	Length of one QTRG entry
20	(14)	SIGNED	4	QTAA_QTRG_OFFS	Offset from QTAA to first QTRG entry if QTAA_QTRG_Num is greater than zero
24	(18)	SIGNED	4	QTAA_MEMSMPCNT	Number of times sampling of tenant resource group memory consumption took place since IPL or policy change
28	(1C)	CHARACTER	4	QTAA_RSV2	Reserved

Table 111. Structure QTRG

Offset Dec	Offset Hex	Type	Len	Name (Dim)	Description
0	(0)	STRUCTURE	0	QTRG	Tenant resource group entry
0	(0)	CHARACTER	4	QTRG_ACRONYM	Acronym QTRG
4	(4)	CHARACTER	8	QTRG_NAME	Tenant resource group name
12	(C)	CHARACTER	32	QTRG_DESCRIPTION	Description
44	(2C)	CHARACTER	64	QTRG_SOLUTIONID	Solution identifier
108	(6C)	CHARACTER	8	QTRG_TENANTID	Tenant identifier
116	(74)	CHARACTER	32	QTRG_TENANTNAME	Tenant name
148	(94)	SIGNED	4	QTRG_LACS	Tenant resource group's long- term average service on general purpose processors in millions of service units per hour
152	(98)	SIGNED	8	QTRG_SUSCP	Tenant resource group's total unweighted CP service units since IPL or policy change
160	(A0)	SIGNED	8	QTRG_SUS_ZCBP	Tenant resource group's total unweighted zCBP service units since IPL or policy change
160	(A0)	SIGNED	8	QTRG_SUSIFA	Tenant resource group's total unweighted IFA service units since IPL or policy change
168	(A8)	SIGNED	8	QTRG_SUSSUP	Tenant resource group's total unweighted SUP service units since IPL or policy change

Table 111. Structure QTRG (continued)

Offset Dec	Offset Hex	Type	Len	Name (Dim)	Description
176	(B0)	SIGNED	8	QTRG_ACCUMEMUSG	Tenant resource group's accumulated memory consumption in units of 4K frames since IPL or policy change. Divide by QTAA_MemSmpCnt to get the average consumption
184	(B8)	SIGNED	4	QTRG_LACS_ZCBP	Tenant resource group's long- term average service on zCBP processors in millions of service units per hour. Only valid if QTRG_HwContainer is set
188	(BC)	BITSTRING	2	QTRG_FLAGS	Flags
Bit definitions:					
		1... ....		QTRG_HWCONTAINER	"X'80'" Tenant resource group is enabled for zCBP.
190	(BE)	CHARACTER	2	QTRG_RSV1	Reserved
190	(BE)	X'E6D4E6'	0	QTAA_ACRO_0T03	"C'IWMW'" This is the first 4-byte segment of an 8-byte constant.
190	(BE)	X'E3C1C1'	0	QTAA_ACRO_4T07	"C'QTAA'" This is the second 4-byte segment of an 8-byte constant.
190	(BE)	X'E3D9C7'	0	QTRG_ACRO	"C'QTRG'"
190	(BE)	X'1'	0	QTAA_VERSION1	"1"
190	(BE)	X'2'	0	QTAA_VERSION2	"2"
190	(BE)	X'2'	0	QTAA_CVERSION	"2"

Table 112. Cross Reference for IWMWQTAA

Name	Offset	Hex	Tag
QTAA	0		
QTAA_ACRO_0T03	BE	E6D4E6	
QTAA_ACRO_4T07	BE	E3C1C1	
QTAA_ACRONYM	0		
QTAA_CVERSION	BE		2
QTAA_MEMSMPCNT	18		
QTAA_QTRG_LEN	12		
QTAA_QTRG_NUM	10		
QTAA_QTRG_OFFS	14		
QTAA_RSV1	9		
QTAA_RSV2	1C		
QTAA_SIZE	C		
QTAA_VERSION	8		
QTAA_VERSION1	BE		1
QTAA_VERSION2	BE		2
QTRG	0		
QTRG_ACCUMEMUSG	B0		
QTRG_ACRO	BE	E3D9C7	
QTRG_ACRONYM	0		
QTRG_DESCRIPTION	C		

Table 112. Cross Reference for IWMWQTAA (continued)

Name	Offset	Hex Tag
QTRG_FLAGS	BC	
QTRG_HWCONTAINER	BC	80
QTRG_LACS	94	
QTRG_LACS_ZCBP	B8	
QTRG_NAME	4	
QTRG_RSV1	BE	
QTRG_SOLUTIONID	2C	
QTRG_SUS_ZCBP	A0	
QTRG_SUSCP	98	
QTRG_SUSIFA	A0	
QTRG_SUSSUP	A8	
QTRG_TENANTID	6C	
QTRG_TENANTNAME	74	

## IWMWRCAA information

### IWMWRCAA programming interface information

IWMWRCAA is a programming interface.

### IWMWRCAA heading information

**Common name:** IWMRCOLL Answer Area

**Macro ID:** IWMWRCAA

**DSECT name:** RCAA, RCAE and others

**Owning component:** Workload Manager (SCWLM)

**Eye-catcher ID:** RCAA and RCAE  
Offset: 0  
Length: CHAR(4)

**Storage attributes:** Subpool: Any  
Key: 0  
Residency: Above 16M line

**Size:** Determined at run time  
RCAA -- X'009C' bytes  
RCAABMAP -- X'0004' bytes  
RCAAICSS -- X'000C' bytes  
RCAE -- X'002C' bytes  
RCAESCLS -- X'0008' bytes  
RCAEIHDR -- X'004C' bytes  
RCAERESC -- X'0164' bytes  
RCAERST -- X'0118' bytes  
RCAEDIST -- X'0004' bytes  
RCAEDELA -- X'00B8' bytes  
RCAEEELA -- X'0158' bytes  
RCAAGDD -- X'000C' bytes  
RCAAGDDE -- X'0016' bytes

**Created by:** Caller

**Pointed to by:** Pointed to by the ANSAREA\_ADDR field in the IWMRCOLL parameter list

**Serialization:** None

**Function:** Contains workload activity reporting information

## IWMWRCAA mapping

Table 113. Structure RCAA

Offset Dec	Offset Hex	Type	Len	Name (Dim)	Description
0	(0)	STRUCTURE	0	RCAA	Workload Activity Collection Answer Area
0	(0)	CHARACTER	4	RCAAACRO	Acronym
4	(4)	SIGNED	4	RCAASIZ	Size of RCAA and all of its subordinate parts
8	(8)	BITSTRING	1	RCAAVERS	Version
9	(9)	BITSTRING	1	RCAAMODE	System WLM mode
Bit definitions:					
		1... ....		RCAAGOAL	"X'80'" System is in goal mode
		.1.. ....		RCAACOMP	"X'40'" System is in compatibility mode. Never on as of z/OS 1.3
		..1. ....		RCAAOVERL	"X'20'" System is calculating velocity without using I/O delays.
		...1 ....		RCAAICO	"X'10'" 1: IFACrossOver=True
		.... 1...		RCAAHP0	"X'08'" 1: IFAHonorPriority = True
		.... .1..		RCAAZCBPDS	"X'04'" 1: zCBP processors run at different speed
		.... .1..		RCAAIDS	"X'04'" 1: IFA processors run at different speed
		.... ..1.		RCAASDS	"X'02'" 1: SUP processors run at different speed
		.... ...1		RCAAHPZ	"X'01'" 1: SUPHonorPriority = True
10	(A)	CHARACTER	2	RCAAOPT	IEAOPTxx suffix
12	(C)	BITSTRING	8	RCAATMI	Local time reporting was last initialized (STCK format)
20	(14)	BITSTRING	8	RCAATMR	Local time this RCAA data was collected (STCK format)
28	(1C)	CHARACTER	32	RCAAGINF	Goal mode information

Table 113. Structure RCAA (continued)

Offset Dec	Offset Hex	Type	Len	Name(Dim)	Description
28	(1C)	CHARACTER	8	RCAAPNAM	Policy name
36	(24)	BITSTRING	8	RCAAPTM	Local time policy was activated (STCK format)
44	(2C)	CHARACTER	8	RCAAUID	Userid of person who activated policy
52	(34)	CHARACTER	8	RCAAPSYS	System that policy was activated on
60	(3C)	CHARACTER	24	RCAACINF	Reserved - Note *
60	(3C)	CHARACTER	2	RCAAIPS	Reserved - Note *
62	(3E)	CHARACTER	2	RCAAICS	Reserved - Note *
64	(40)	CHARACTER	20	RCAASCO	Reserved - Note *
64	(40)	CHARACTER	4	RCAAIPC	Reserved - Note *
68	(44)	CHARACTER	4	RCAAIFI	Reserved - Note *
72	(48)	CHARACTER	4	RCAAIPB	Reserved - Note *
76	(4C)	CHARACTER	8	RCAAIPM	Reserved - Note *
84	(54)	SIGNED	4	RCAANTVL	Current sample interval (in milliseconds). This is the frequency with which WLM samples delays reported in the RCAA
88	(58)	SIGNED	4	RCAANTV#	Total number of times WLM sampling code ran. A monitor issuing successive calls to IWMRCOLL should not assume that WLM sampling code ran at the interval specified by RCAANTVL between its calls. This field can be used to translate sampled state data into actual percentages of time.
92	(5C)	SIGNED	2	RCAABMPL	Length of an entry in the response time distribution mapping array (RCAABMAP)
94	(5E)	SIGNED	2	RCAABMP#	Number of response time distribution buckets
96	(60)	SIGNED	4	RCAABMPO	Offset from RCAA to response time distribution mapping array (RCAABMAP)
100	(64)	SIGNED	2	RCAASCAL	Length of one RCAE workload activity entry in the RCAASCOF array
102	(66)	SIGNED	2	RCAASCA#	Number of entries in RCAASCOF array. Number of service classes returned in IWMSVPOL by IWMPQRY
104	(68)	SIGNED	4	RCAASCOF	Offset from RCAA to array of RCAE entries which represent service classes
108	(6C)	SIGNED	2	RCAARCAL	Length of one RCAE workload activity entry in the RCAARCOF array
110	(6E)	SIGNED	2	RCAARCA#	Number of entries in RCAARCOF array which is the number of report classes returned in IWMSVPOL by IWMPQRY
112	(70)	SIGNED	4	RCAARCOF	Offset from RCAA to array of RCAE entries which represent report classes
116	(74)	SIGNED	4	RCAACLVL	Current change level
120	(78)	BITSTRING	8	RCAAINTI	Token that represents the time when WLM has completed building the RCAA. RCAAINTI must be used to determine whether a report class period is homogeneous or not.
128	(80)	SIGNED	4	RCAANFFZCBP	Normalization factor for zCBP. Multiply zCBP times with this value and divide the result by 256 to obtain the equivalent time on a CP

Table 113. Structure RCAA (continued)

Offset Dec	Offset Hex	Type	Len	Name(Dim)	Description
128	(80)	SIGNED	4	RCAANFFI	Normalization factor for IFA
132	(84)	SIGNED	4	RCAANFFS	Normalization factor for SUP. Multiply SUP times with this value and divide the result by 256 to obtain the equivalent time on a CP
136	(88)	SIGNED	4	RCAAGDDOFF	Offset from RCAA to RCAAGDD
140	(8C)	SIGNED	4	RCAAADJCCPU	CPU adjustment factor
144	(90)	SIGNED	4	RCAAADJCCPUNOM	nominal CPU adjustment factor
148	(94)	SIGNED	4	RCAAADJCCEC	CEC adjustment factor
152	(98)	BITSTRING	1	RCAAFLAG	Flag byte. Only valid if RCAACLVL greater 3
Bit definitions:					
		1... ....		RCAAZCBP	"X'80'" 1: Fields with both zCBP and IFA names contain data about zCBP processors
153	(99)	CHARACTER	3		Reserved
153	(99)	X'9C'	0	RCAA_LEN	"*-RCAA"

Table 114. Structure RCAABMAP

Offset Dec	Offset Hex	Type	Len	Name(Dim)	Description
0	(0)	STRUCTURE	0	RCAABMAP	RCAA response time distribution map array
0	(0)	SIGNED	4	RCAABENT	Response time distribution bucket mappings. Each word defines a maximum % of a goal (ie. 50, 70, 100, etc.) When used in conjunction with an RCAEDENT, a monitor product can show the number of transactions that completed in a percentage of a goal. The last entry in the array contains X'FFFFFFFF'. This indicates that this bucket includes all transactions that completed with longer response times than the previous bucket.
0	(0)	X'4'	0	RCAABMAP_LEN	"*-RCAABMAP"

Table 115. Structure RCAAICSS

Offset Dec	Offset Hex	Type	Len	Name(Dim)	Description
0	(0)	STRUCTURE	0	RCAAICSS	Reserved - Note *
0	(0)	SIGNED	4	RCAAICSX	Reserved - Note *
4	(4)	SIGNED	4	RCAAICSM	Reserved - Note *
8	(8)	SIGNED	4	RCAAICSL	Reserved - Note *
8	(8)	X'C'	0	RCAAICSS_LEN	"*-RCAAICSS"

Table 116. Structure RCAE

Offset Dec	Offset Hex	Type	Len	Name(Dim)	Description
0	(0)	STRUCTURE	0	RCAE	Workload Activity Collection Entry (RCAE). Pointed to by RCAASCOF and RCAARCOF which are within the RCAA. To navigate from one RCAE to the next RCAE, the program must use the length field in RCAASCAL or RCAARCAL

Table 116. Structure RCAE (continued)

Offset Dec	Offset Hex	Type	Len	Name(Dim)	Description
0	(0)	CHARACTER	4	RCAEACRO	Acronym
4	(4)	BITSTRING	1	RCAEVERS	Version
5	(5)	BITSTRING	1	RCAETYPE	What this RCAE represents
Bit definitions:					
		1... ....		RCAEPGN	"X'80'" Reserved - Note *
		.1.. ....		RCAERPGN	"X'40'" Reserved - Note *
		..1. ....		RCAESCL	"X'20'" Service class
		...1 ....		RCAERCL	"X'10'" Report class
		.... 1...		RCAENIU	"X'08'" Reserved - Note *
		.... .111		RCAEHR51	"X'07'" Reserved
6	(6)	SIGNED	2	RCAECLX	RCAE index. This is the index into the service class or report class list returned by IWMPQRY
8	(8)	BITSTRING	2	RCAESCFLAGS	Flags for service classes
Bit definitions:					
		1... ....		RCAEBATCHAI	"X'80'" WLM batch initiator management is AI infused
10	(A)	SIGNED	2	RCAEPER#	Number of period data entries for this RCAE.
12	(C)	SIGNED	4	RCAEPerl	Length of all of the period data associated with this RCAE entry.
16	(10)	SIGNED	4	RCAEPERO	Offset from RCAE to first period's data
20	(14)	SIGNED	2	RCAESCL#	Number of entries in the RCAESCLS array. That is, the number of service classes being served by one or more address spaces in the service class specified by RCAECLX.
22	(16)	SIGNED	2	RCAESCLL	Length of a single entry (RCAESCLS) in the server data array.
24	(18)	SIGNED	4	RCAESCLO	Offset from RCAE to RCAESCLS array. Zero indicates there is no server data available for this service class
28	(1C)	SIGNED	2	RCAECLSC	Indicating the index of the service class that last contributed to this report class. Zero for a service class entry.
30	(1E)	SIGNED	2	RCAEPERIODSWITHDATA	For report classes, the highest period number that was found in use since workload reporting was initialized. This number can grow over the time up to RCAEPER#. For service classes, RcaePeriodsWithData has the same value as RCAEPER#.
32	(20)	BITSTRING	8	RCAECMCI	Mixed class indication token that represents the time when a service class associated with the report class contributing data to the report class last changed. To determine whether this report class is heterogeneous, this token must be compared with RCAAINTI of the previous call to IWMRCOLL. If RCAECMCI is smaller than RCAAINTI, the report class is homogeneous for this collection interval
40	(28)	CHARACTER	4	RCAEHR53	Reserved



Table 116. Structure RCAE (continued)

Offset Dec	Offset Hex	Type	Len	Name (Dim)	Description
40	(28)	X'2C'	0	RCAE_LEN	"*-RCAE"

Table 117. Structure RCAESCLS

Offset Dec	Offset Hex	Type	Len	Name (Dim)	Description
0	(0)	STRUCTURE	0	RCAESCLS	RCAE - An entry in the service classes served array
0	(0)	SIGNED	2	RCAESCSN	Index of service class being served
2	(2)	CHARACTER	2	RCAERS1	Reserved
4	(4)	SIGNED	4	RCAESCS#	Number of times an address space running with this service class (RCAECLX) served service class (RCAESCSN).
4	(4)	X'8'	0	RCAESCLS_LEN	"*-RCAESCLS"

Table 118. Structure RCAEIHDR

Offset Dec	Offset Hex	Type	Len	Name (Dim)	Description
0	(0)	STRUCTURE	0	RCAEIHDR	RCAE - period header
0	(0)	BITSTRING	1	RCAEperi	Period number
1	(1)	CHARACTER	1	RCAEIRSV	Reserved
2	(2)	CHARACTER	2	RCAECOMP	Reserved - Note *
2	(2)	BITSTRING	1	RCAEDMN	Reserved - Note *
3	(3)	BITSTRING	1	RCAETSGN	Reserved - Note *
4	(4)	SIGNED	2	RCAEIRLN	Length of resource data section (RCAERESC)
6	(6)	CHARACTER	2	RCAEIRS1	Reserved
8	(8)	SIGNED	4	RCAEIROF	Offset from RCAEIHDR to resource data (RCAERESC). Zero indicates there is no resource data for this period
12	(C)	SIGNED	2	RCAEIRPLN	Length of response time section (RCAERST)
14	(E)	CHARACTER	2	RCAEIRS2	Reserved
16	(10)	SIGNED	4	RCAEIPOF	Offset from RCAEIHDR to response time data (RCAERST). Zero indicates there is no response time data available for this period
20	(14)	SIGNED	2	RCAEIGLN	Length of general execution delay section (RCAEDELA)
22	(16)	CHARACTER	2	RCAEIRS3	Reserved
24	(18)	SIGNED	4	RCAEIGOF	Offset from RCAEIHDR to general execution delay data (RCAEDELA). Zero indicates there is no general execution delay data is available for this period
28	(1C)	SIGNED	2	RCAEID#	Number of entries in the response time distribution section (RCAEDIST). Zero if there is no distribution for this period
30	(1E)	SIGNED	2	RCAEIDLN	Length of response time distribution section (RCAEDIST)
32	(20)	SIGNED	4	RCAEIDOF	Offset from RCAEIHDR to response time distribution data (RCAEDIST). This field is zero for report classes when there are no response time goals specified, or when no response time data is available for this period

Table 118. Structure RCAEIHDR (continued)

Offset Dec	Offset Hex	Type	Len	Name(Dim)	Description
36	(24)	SIGNED	2	RCAEIS#	Number of entries in the subsystem work manager delay section (RCAEEELA). Zero if there are no subsystem work manager delays for this period
38	(26)	SIGNED	2	RCAEISLN	Length of subsystem work manager delay section (RCAEEELA)
40	(28)	SIGNED	4	RCAEISOF	Offset from RCAEIHDR to subsystem work manager delay data (RCAEEELA). Zero indicates there is no subsystem work manager delay data for this period
44	(2C)	SIGNED	4	RCAEINXP	Offset from RCAEIHDR to next period's data or zero if last period
48	(30)	SIGNED	2	RCAEPLSC	Index of the service class that last contributed to this report class. For homogeneous report class periods, this service class period's goal must be used to format the response time distribution for ended transactions reported in this report class. Zero for a service class entry
50	(32)	SIGNED	2	RCAEIRCT	Total number of times RCAEIMID and RCAEITST were changed after last policy activation. This counter may wrap over.
52	(34)	BITSTRING	8	RCAEPMCI	Mixed class indication token that represents the time when RCAEPLSC last changed. To determine whether this report class period is heterogeneous over the reporting interval, this token must be compared with RcaaINTI from the IWMRCOLL invocation at the start of the interval. If RcaePMCI is smaller than RcaaINTI, the report class period is homogenous for this collection interval
60	(3C)	CHARACTER	8	RCAEITST	Timestamp of the last RCAEIMID change. Binary zeroes when no RCAEIMID has been defined or calculated for this period before.
68	(44)	SIGNED	4	RCAEIMID	Midpoint of response time distribution, in milliseconds. Zero when not defined. Equal to goal if this is a period with response time goal.
72	(48)	BITSTRING	1	RCAEIFLG	Period flags.
Bit definitions:					
		1... ....		RCAECCIMP	"X'80'" 1: Service class period implicitly designated CPU critical
73	(49)	CHARACTER	3		Reserved
73	(49)	X'4C'	0	RCAEIHDR_LEN	"*-RCAEIHDR"

Table 119. Structure RCAERESC

Offset Dec	Offset Hex	Type	Len	Name(Dim)	Description
0	(0)	STRUCTURE	0	RCAERESC	RCAE - resource data
0	(0)	CHARACTER	8	RCAESRV	Total service units for period
0	(0)	SIGNED	4	RCAESRV1	Total service units for period - word 1

Table 119. Structure RCAERESC (continued)

Offset Dec	Offset Hex	Type	Len	Name(Dim)	Description
4	(4)	SIGNED	4	RCAESRV2	Total service units for period - word 2
8	(8)	CHARACTER	8	RCAECPU	Total CPU service units
8	(8)	SIGNED	4	RCAECPU1	Total CPU service units - word 1
12	(C)	SIGNED	4	RCAECPU2	Total CPU service units - word 2
16	(10)	CHARACTER	8	RCAEIOC	Total I/O service units
16	(10)	SIGNED	4	RCAEIOC1	Total I/O service units - word 1
20	(14)	SIGNED	4	RCAEIOC2	Total I/O service units - word 2
24	(18)	CHARACTER	8	RCAEMSO	Total MSO service units
24	(18)	SIGNED	4	RCAEMSO1	Total MSO service units - word 1
28	(1C)	SIGNED	4	RCAEMSO2	Total MSO service units - word 2
32	(20)	CHARACTER	8	RCAESRB	Total SRB service units
32	(20)	SIGNED	4	RCAESRB1	Total SRB service units - word 1
36	(24)	SIGNED	4	RCAESRB2	Total SRB service units - word 2
40	(28)	CHARACTER	8	RCAEPIR	Total page-ins count
40	(28)	SIGNED	4	RCAEPIR1	Total page-ins count - word 1
44	(2C)	SIGNED	4	RCAEPIR2	Total page-ins count - word 2
48	(30)	CHARACTER	8	RCAEHSP	Total hiperspace page-ins count - word 2
48	(30)	SIGNED	4	RCAEHSP1	Total hiperspace page-ins count - word 1
52	(34)	SIGNED	4	RCAEHSP2	Total hiperspace page-ins count - word 2
56	(38)	CHARACTER	8	RCAEBPIR	Total block page-ins from aux
56	(38)	SIGNED	4	RCAEBPI1	Total block page-ins from aux - word 1
60	(3C)	SIGNED	4	RCAEBPI2	Total block page-ins from aux - word 2
64	(40)	CHARACTER	8	RCAEPIE	Total page-ins from expanded count
64	(40)	SIGNED	4	RCAEPIE1	Total page-ins from expanded count - word 1
68	(44)	SIGNED	4	RCAEPIE2	Total page-ins from expanded count - word 2
72	(48)	CHARACTER	8	RCAEBPIE	Total block page-ins from expanded count
72	(48)	SIGNED	4	RCAEBPE1	Total block page-ins from expanded count - word 1
76	(4C)	SIGNED	4	RCAEBPE2	Total block page-ins from expanded count - word 2
80	(50)	CHARACTER	8	RCAEBKIA	Total aux blocks paged in
80	(50)	SIGNED	4	RCAEBKA1	Total aux blocks paged in - word 1
84	(54)	SIGNED	4	RCAEBKA2	Total aux blocks paged in - word 2
88	(58)	CHARACTER	8	RCAEBKIE	Total expanded blocks paged in
88	(58)	SIGNED	4	RCAEBKE1	Total expanded blocks paged in - word 1
92	(5C)	SIGNED	4	RCAEBKE2	Total expanded blocks paged in - word 2
96	(60)	CHARACTER	8	RCAEPRS	Total page residency time (in 1024 microsecond units)
96	(60)	SIGNED	4	RCAEPRS1	Total page residency time - word 1
100	(64)	SIGNED	4	RCAEPRS2	Total page residency time - word 2

Table 119. Structure RCAERESC (continued)

Offset Dec	Offset Hex	Type	Len	Name (Dim)	Description
104	(68)	CHARACTER	8	RCAEERS	Total expanded page residency time (in 1024 microsecond units)
104	(68)	SIGNED	4	RCAEERS1	Total expanded page residency time - word 1
108	(6C)	SIGNED	4	RCAEERS2	Total expanded page residency time - word 2
112	(70)	CHARACTER	8	RCAETRR	Total in-storage residency time (in 1024 microsecond units)
112	(70)	SIGNED	4	RCAETRR1	Total in-storage residency time - word 1
116	(74)	SIGNED	4	RCAETRR2	Total in-storage residency time - word 2
120	(78)	CHARACTER	8	RCAETAT	Total transaction active time (in 1024 microsecond units)
120	(78)	SIGNED	4	RCAETAT1	Total transaction active time - word 1
124	(7C)	SIGNED	4	RCAETAT2	Total transaction active time - word 2
128	(80)	SIGNED	4	RCAERCT	Total RCT time (in microsecond units)
132	(84)	SIGNED	4	RCAEIIT	Total I/O interrupt time (in microsecond units)
136	(88)	SIGNED	4	RCAEHST	Total hiperspace service time (in microsecond units)
140	(8C)	SIGNED	4	RCAESWC	Total swap count
144	(90)	SIGNED	4	RCAECRMS	Total hiperspace eso read miss count
148	(94)	CHARACTER	8	RCAESPP1	Total shared page-ins from aux count
148	(94)	SIGNED	4	RCAESPP1	Total shared page-ins from aux count - word 1
152	(98)	SIGNED	4	RCAESPP2	Total shared page-ins from aux count - word 2
156	(9C)	CHARACTER	8	RCAESPE1	Total shared page-ins from expanded count
156	(9C)	SIGNED	4	RCAESPE1	Total shared page-ins from expanded count - word 1
160	(A0)	SIGNED	4	RCAESPE2	Total shared page-ins from expanded count - word 2
164	(A4)	CHARACTER	8	RCAESPRS	Total shared page residency time (in 1024 microsecond units)
164	(A4)	SIGNED	4	RCAESPRS1	Total shared page residency time - word 1
168	(A8)	SIGNED	4	RCAESPRS2	Total shared page residency time - word 2
172	(AC)	CHARACTER	8	RCAEIOCT	Total DASD I/O connect time in 128 microsecond units
172	(AC)	SIGNED	4	RCAEIOCT1	- word 1
176	(B0)	SIGNED	4	RCAEIOCT2	- word 2
180	(B4)	CHARACTER	8	RCAEIOWT	Total DASD I/O wait time (Queue time + Pending time in 128 microsecond units) Note: Does not include IOS queue time.
180	(B4)	SIGNED	4	RCAEIOWT1	- word 1
184	(B8)	SIGNED	4	RCAEIOWT2	- word 2

Table 119. Structure RCAERESC (continued)

Offset Dec	Offset Hex	Type	Len	Name(Dim)	Description
188	(BC)	SIGNED	4	RCAEIORC	Total DASD I/O count. This can be used with fields RCAEIOCT, RCAEIODT, RCAEIOWT, RCAEIOST to determine average DASD response time for the period
192	(C0)	CHARACTER	4	RCAERRS1	Reserved
196	(C4)	CHARACTER	8	RCAEIODT	Total DASD I/O disconnect time in 128 microsecond units
196	(C4)	SIGNED	4	RCAEIODT1	- word 1
200	(C8)	SIGNED	4	RCAEIODT2	- word 2
204	(CC)	CHARACTER	8	RCAEIOST	Total DASD IOS queue time in 128 microsecond units
204	(CC)	SIGNED	4	RCAEIOST1	- word 1
208	(D0)	SIGNED	4	RCAEIOST2	- word 2
212	(D4)	CHARACTER	8	RCAEIOQT	Total DASD I/O control unit queue time in 128 microsecond units
212	(D4)	SIGNED	4	RCAEIOQT1	- word 1
216	(D8)	SIGNED	4	RCAEIOQT2	- word 2
220	(DC)	CHARACTER	8	RCAEIEAT	Independent enclave total transaction active time (in 1024 microsecond units) for enclaves that originated on this system.
220	(DC)	SIGNED	4	RCAEIEA1	- word 1
224	(E0)	SIGNED	4	RCAEIEA2	- word 2
228	(E4)	CHARACTER	8	RCAEXEAT	Exported enclave total transaction active time (in 1024 microsecond units).
228	(E4)	SIGNED	4	RCAEXEA1	- word 1
232	(E8)	SIGNED	4	RCAEXEA2	- word 2
236	(EC)	CHARACTER	8	RCAEFEAT	Foreign enclave total transaction active time (in 1024 microsecond units).
236	(EC)	SIGNED	4	RCAEFEA1	- word 1
240	(F0)	SIGNED	4	RCAEFEA2	- word 2
244	(F4)	CHARACTER	8	RCAEENQCPUTIMECONSUMED	CPU time consumed while dispatching priority was temporarily raised because the work held a resource that other work needed (in 1.024 milliseconds units)
244	(F4)	SIGNED	4	RCAEENQCPUTIMECONSUMED1	- word 1
248	(F8)	SIGNED	4	RCAEENQCPUTIMECONSUMED2	- word 2
252	(FC)	CHARACTER	8	RCAEZCBPT	Total zCBP service time in microseconds. Multiply with RCAANFFzCBP and divide by 256 to calculate the equivalent time on a CP
252	(FC)	CHARACTER	8	RCAEIFAT	Total IFA service time in microseconds. Multiply with RCAANFFI and divide by 256 to calculate the equivalent time on a CP
252	(FC)	SIGNED	4	RCAEIFAT1	- word 1
256	(100)	SIGNED	4	RCAEIFAT2	- word 2
260	(104)	CHARACTER	8	RCAEZCBPTONCP	Total zCBP time spent on CPs (in microseconds)
260	(104)	CHARACTER	8	RCAEIFATONCP	Total IFA time spent on CPs (in microseconds)
260	(104)	SIGNED	4	RCAEIFATONCP1	- word 1

Table 119. Structure RCAERESC (continued)

Offset Dec	Offset Hex	Type	Len	Name (Dim)	Description
264	(108)	SIGNED	4	RCAEIFATONCP2	- word 2
268	(10C)	CHARACTER	8	RCAEZCBPSU	Total zCBP service units. Multiply with RCAANFFzCBP and divide by 256 to calculate the CP equivalent value
268	(10C)	CHARACTER	8	RCAEIFASU	Total IFA service units. Multiply with RCAANFFI and divide by 256 to calculate the CP equivalent value
268	(10C)	SIGNED	4	RCAEIFASU1	- word 1
272	(110)	SIGNED	4	RCAEIFASU2	- word 2
276	(114)	CHARACTER	8	RCAEZCBPSUONCP	Total zCBP eligible service units spent on CP
276	(114)	CHARACTER	8	RCAEIFASUONCP	Total IFA eligible service units spent on CP
276	(114)	SIGNED	4	RCAEIFASUONCP1	- word 1
280	(118)	SIGNED	4	RCAEIFASUONCP2	- word 2
284	(11C)	CHARACTER	8	RCAESUPSU	Total SUP service units. Multiply with RCAANFFS and divide by 256 to calculate the CP equivalent value
284	(11C)	SIGNED	4	RCAESUPSU1	- word 1
288	(120)	SIGNED	4	RCAESUPSU2	- word 2
292	(124)	CHARACTER	8	RCAESUPSUONCP	Total SUP eligible service units spent on CP
292	(124)	SIGNED	4	RCAESUPSUONCP1	- word 1
296	(128)	SIGNED	4	RCAESUPSUONCP2	- word 2
300	(12C)	CHARACTER	8	RCAETIMEATPDP	Time at promotion dispatch interval in units of 1.024 milliseconds
300	(12C)	SIGNED	4	RCAETIMEATPDP1	- word 1
304	(130)	SIGNED	4	RCAETIMEATPDP2	- word 2
308	(134)	CHARACTER	8	RCAECRMCPUTIMECONSUMED	CPU time consumed while dispatching priority was temporarily raised by chronic resource contention management because the work held a resource that other work needed (in 1.024 milliseconds units)
308	(134)	SIGNED	4	RCAECRMCPUTIMECONSUMED1	- word 1
312	(138)	SIGNED	4	RCAECRMCPUTIMECONSUMED2	- word 2
316	(13C)	CHARACTER	8	RCAEHDLOCKPROMOTIONTIMEATPDP	CPU time consumed while dispatching priority was temporarily raised to shorten the lock hold time of a system suspend lock (in 1.024 milliseconds units). Promotion only in HD=YES mode
316	(13C)	SIGNED	4	RCAEHDLOCKPROMOTIONTIMEATPDP1	word 1
320	(140)	SIGNED	4	RCAEHDLOCKPROMOTIONTIMEATPDP2	word 2
324	(144)	CHARACTER	8	RCAEVARTIMEATPDP	Time at variable promotion dispatching priority in units of 1.024 milliseconds
324	(144)	SIGNED	4	RCAEVARTIMEATPDP1	- word 1
328	(148)	SIGNED	4	RCAEVARTIMEATPDP2	- word 2
332	(14C)	CHARACTER	8	RCAEIOTT	Total DASD I/O induced throttle time in 128 microsecond units
332	(14C)	SIGNED	4	RCAEIOTT1	- word 1

Table 119. Structure RCAERESC (continued)

Offset Dec	Offset Hex	Type	Len	Name(Dim)	Description
336	(150)	SIGNED	4	RCAEIOTT2	- word 2
340	(154)	CHARACTER	8	RCAEIONT	Total DASD I/O contention time in 128 microsecond units
340	(154)	SIGNED	4	RCAEIONT1	- word 1
344	(158)	SIGNED	4	RCAEIONT2	- word 2
348	(15C)	CHARACTER	8	RCAE2GRST	Total 2G memory objects residency time (in 1024 microsecond units)
348	(15C)	SIGNED	4	RCAE2GRST1	- word 1
352	(160)	SIGNED	4	RCAE2GRST2	- word 2
352	(160)	X'164'	0	RCAERESC_LEN	"*-RCAERESC"

Table 120. Structure RCAERST

Offset Dec	Offset Hex	Type	Len	Name(Dim)	Description
0	(0)	STRUCTURE	0	RCAERST	RCAE - response time data
0	(0)	SIGNED	4	RCAERCP	Count of transaction completions for this period. This field also includes transaction completions reported by subsystem work managers via the IWMRPT service
4	(4)	SIGNED	4	RCAEARCP	Count of transactions that completed abnormally as reported by subsystem work managers. This value is not part of RCAERCP and should not be used for response time calculations.
8	(8)	SIGNED	4	RCAENC	Count of times an execution phase has completed by the subsystem work managers via the IWMNTFY service.
12	(C)	SIGNED	4	RCAEANC	Count of transactions that completed their execution phase abnormally as reported by subsystem work manager. This value is not part of RCANCP and should not be used for execution response time calculations
16	(10)	CHARACTER	8	RCAETET	Total transaction elapsed time (in 1024 microsecond units)
16	(10)	SIGNED	4	RCAETET1	- word 1
20	(14)	SIGNED	4	RCAETET2	- word 2
24	(18)	CHARACTER	8	RCAEXET	Total transaction execution time (in 1024 microsecond units)
24	(18)	SIGNED	4	RCAEXET1	- word 1
28	(1C)	SIGNED	4	RCAEXET2	- word 2
32	(20)	CHARACTER	8	RCAESTT	Reserved - Note *
32	(20)	SIGNED	4	RCAESTT1	Reserved - Note *
36	(24)	SIGNED	4	RCAESTT2	Reserved - Note *
40	(28)	CHARACTER	8	RCAEETS	Sum of transaction elapsed times squared (in 1024 microsecond units)
40	(28)	SIGNED	4	RCAEETS1	- word 1
44	(2C)	SIGNED	4	RCAEETS2	- word 2

Table 120. Structure RCAERST (continued)

Offset Dec	Offset Hex	Type	Len	Name(Dim)	Description
48	(30)	CHARACTER	8	RCAEQDT	Total queue delay time. For batch jobs this is the time jobs spent on the job queue while eligible to run on some system. In other words this is the time jobs spent waiting for an initiator. For TSO users, this time can be a portion of the LOGON process. For APPC this is the time an APPC request spends on an APPC queue (in 1024 microsecond units)
48	(30)	SIGNED	4	RCAEQDT1	- word 1
52	(34)	SIGNED	4	RCAEQDT2	- word 2
56	(38)	CHARACTER	8	RCAEADT	Total time batch jobs were ineligible to run because a resource the job had affinity to was unavailable. Only applies to batch work. Zero for other work types (in 1024 microsecond units)
56	(38)	SIGNED	4	RCAEADT1	- word 1
60	(3C)	SIGNED	4	RCAEADT2	- word 2
64	(40)	CHARACTER	8	RCAECVT	Total time batch jobs spent in JCL conversion. Only applies to batch work. Zero for other work types (in 1024 microsecond units)
64	(40)	SIGNED	4	RCAECVT1	- word 1
68	(44)	SIGNED	4	RCAECVT2	- word 2
72	(48)	CHARACTER	8	RCAEIQT	Total time batch jobs spent on job queue after JCL conversion while ineligible to run on any system for reasons other than resource affinities. For example, this time can include operator hold of a job, delays due to duplicate job names, delays due to job class limits. Only applies to batch work. Zero for other work types (in 1024 microsecond units)
72	(48)	SIGNED	4	RCAEIQT1	- word 1
76	(4C)	SIGNED	4	RCAEIQT2	- word 2
80	(50)	CHARACTER	24	RCAESPECRPT	Special reporting data: 1 = all transactions, 2 = mobile transactions, 3 = categoryA transactions, 4 = categoryB transactions. In contrast to other data in this answer area, these values are not necessarily cumulative. Due to re-accounting of transaction processor usage arising from the WLM Execution Delay Monitoring services, values might decrease from one invocation of IWMRCOLL to the other.
80	(50)	SIGNED	8	RCAESPECCP	Transaction service units on standard CP
80	(50)	SIGNED	4	RCAESPECCP1	- word 1
84	(54)	SIGNED	4	RCAESPECCP2	- word 2
88	(58)	SIGNED	8	RCAESPECCOFFLOAD	Transaction service units on offload engines
88	(58)	SIGNED	4	RCAESPECCOFFLOAD1	- word 1
92	(5C)	SIGNED	4	RCAESPECCOFFLOAD2	- word 2
96	(60)	SIGNED	8	RCAESPECCOFFLOADONCP	Transaction service units on standard CP that were offload eligible
96	(60)	SIGNED	4	RCAESPECCOFFLOADONCP1	- word 1



Table 120. Structure RCAERST (continued)

Offset Dec	Offset Hex	Type	Len	Name (Dim)	Description
100	(64)	SIGNED	4	RCAESPECOFFLOADONCP2	- word 2
176	(B0)	SIGNED	8	RCAETRANTIME	Total transaction elapsed time. Same as RCAETET but in microsecond units
184	(B8)	CHARACTER	16	RCAETRANTIMESQ	Sum of transaction elapsed times squared. Same as RCAEETS but in microsecond units
184	(B8)	SIGNED	8	RCAETRANTIMESQ1	- doubleword 1
192	(C0)	SIGNED	8	RCAETRANTIMESQ2	- doubleword 2
200	(C8)	SIGNED	8	RCAEEXECTIME	Total transaction execution time. Same as RCAEXET but in microsecond units
208	(D0)	SIGNED	8	RCAEQDLYTIME	Total queue delay time. Same as RCAEQDT but in microsecond units
216	(D8)	SIGNED	8	RCAEADLYTIME	Total time batch jobs were ineligible to run because a resource the job had affinity to was unavailable. Same as RCAEADT but in microsecond units
224	(E0)	SIGNED	8	RCAECONVTIME	Total time batch jobs spent in JCL conversion. Same as RCAECVT but in microsecond units
232	(E8)	SIGNED	8	RCAEIQUETIME	Total time batch jobs spent on job queue after JCL conversion while ineligible to run on any system for reasons other than resource affinities. Same as RCAEIQT but in microsecond units
240	(F0)	CHARACTER	16	RCAESPECRPT_ZCBP	Special reporting data for zCBP. Due to re-accounting of transaction processor usage arising from WLM Execution Delay Monitoring services, values might decrease from one IWMRCOLL invocation to the other
240	(F0)	SIGNED	8	RCAESPECZCBP	Transaction service units on zCBP processors
248	(F8)	SIGNED	8	RCAESPECZCBPONCP	Transaction service units on standard CP that were zCBP eligible
256	(100)	CHARACTER	24	RCAEENCTRDATA	Transaction data reported by subsystem work managers when deleting an enclave. These fields are not included in any other RCAERST fields
256	(100)	SIGNED	4	RCAEENCTRNUM	Number of single subsystem transactions processed within enclaves
260	(104)	SIGNED	4	RCAEENCTRXCALLS	Accumulated number of times transaction data has been reported by subsystem work managers when deleting an enclave
264	(108)	SIGNED	8	RCAEENCTRXTIME	Total execution time in micro- second units of subsystem transactions in RcaeEncTrxNum
272	(110)	SIGNED	8	RCAEENCTRXTIMESQ	Sum of squared execution times in microsecond units of subsystem transactions in RcaeEncTrxNum
272	(110)	X'118'	0	RCAERST_LEN	"*-RCAERST"

Table 121. Structure RCAEDIST

Offset Dec	Offset Hex	Type	Len	Name (Dim)	Description
0	(0)	STRUCTURE	0	RCAEDIST	RCAE - response time distribution array

Table 121. Structure RCAEDIST (continued)

Offset Dec	Offset Hex	Type	Len	Name(Dim)	Description
0	(0)	SIGNED	4	RCAEDENT	An entry in the RCAE response time distribution array. Each entry in the array contains the number of transactions that completed in the time period represented by that entry. When used with the response time distribution bucket mapping (RCAABMAP), monitors can construct a distribution of completions verses goals specified.
0	(0)	X'4'	0	RCAEDIST_LEN	"*-RCAEDIST"

Table 122. Structure RCAEDELA

Offset Dec	Offset Hex	Type	Len	Name(Dim)	Description
0	(0)	STRUCTURE	0	RCAEDELA	RCAE - general execution delay data
0	(0)	CHARACTER	8	RCAEVELC	Execution velocity data
0	(0)	SIGNED	4	RCAECUSE	CPU using samples
4	(4)	SIGNED	4	RCAETOTD	Total delay samples used in SRM's execution velocity calculation
8	(8)	CHARACTER	48	RCAEEDLA	General execution delays included in RCAETOTD. Each dispatchable unit of work sampled can increase one of the CPU or paging delay samples
8	(8)	SIGNED	4	RCAECDEL	CPU delay. A TCB or SRB is waiting to be dispatched (other than the first in-line behind sampler) or a TCB is waiting for local lock.
12	(C)	SIGNED	4	RCAECCAP	CPU capping delay. A TCB or SRB is marked non-dispatchable because a resource group maximum is being enforced. Note that RCAECCAP is NOT a subset of RCAECDEL
16	(10)	SIGNED	4	RCAESWIN	Swap-in delay. Swap-in has started, but not completed
20	(14)	SIGNED	4	RCAEDMPL	MPL delay. Ready, but swap-in has not started
24	(18)	SIGNED	4	RCAEAPRV	Aux page from private
28	(1C)	SIGNED	4	RCAEACOM	Aux page from common
32	(20)	SIGNED	4	RCAEXM	Aux page from cross memory
36	(24)	SIGNED	4	RCAEVIO	Aux page from vio
40	(28)	SIGNED	4	RCAEHSPC	Aux page from standard hiperspaces
44	(2C)	SIGNED	4	RCAECHS	Aux page from eso hiperspaces
48	(30)	SIGNED	4	RCAEASPD	Shared paging from aux delay
52	(34)	CHARACTER	4	RCAEDRS1	Reserved
56	(38)	SIGNED	4	RCAEUNKN	Unknown. Dispatchable unit or address space is waiting, but none of the above reasons apply. These samples are not included in RCAETOTD
60	(3C)	SIGNED	4	RCAEIDLE	Idle. Work is in STIMER wait, TSO terminal wait, APPC wait, or is an initiator waiting for work. These samples are not included in RCAETOTD
64	(40)	SIGNED	4	RCAEPDEL	Resource group capping delay. Group maximum is being enforced for work in this service class. This delay only accounts for address spaces in the service class that are currently swapped in. These samples are not included in RCAETOTD

Table 122. Structure RCAEDELA (continued)

Offset Dec	Offset Hex	Type	Len	Name(Dim)	Description
68	(44)	SIGNED	4	RCAEPQUI	Quiesce delay. Some work in this service class has been reset via the RESET xxx,QUIESCE command. These samples are not included in RCAETOTD
72	(48)	SIGNED	4	RCAESAC	Sampled transaction count. Number of address spaces and enclaves that contributed delay and using samples to this service class. These samples are not included in RCAETOTD
76	(4C)	SIGNED	4	RCAETOTU	Total usings. Velocity should be calculated as RCAETOTU/(RCAETOTD+RCAETOTU)
80	(50)	SIGNED	4	RCAEIOU	Total I/O usings. These are included in RCAETOTU. Only non-paging DASD I/O can contribute to I/O usings
84	(54)	CHARACTER	28	RCAEEDL2	Second set of execution delays included in RCAETOTD
84	(54)	SIGNED	4	RCAEIOD	DASD I/O delay samples
88	(58)	SIGNED	4	RCAEQ	Queue delay samples. Work is waiting for a server
92	(5C)	SIGNED	4	RCAESPRV	Server private area paging delay samples
96	(60)	SIGNED	4	RCAESVIO	Server space VIO paging delay samples
100	(64)	SIGNED	4	RCAESHSP	Server hiperspace paging delay samples
104	(68)	SIGNED	4	RCAESMPL	Server MPL delay samples
108	(6C)	SIGNED	4	RCAESSWI	Server swap-in delay samples
112	(70)	CHARACTER	8	RCAETOTS	Total execution samples. It is the sum of RCAETOTU, RCAETOTD, RCAEUNKN, RCAEIDLE. Also always includes I/O using/delay samples whether or not I/O samples are included in RCAETOTU/RCAETOTD
112	(70)	SIGNED	4	RCAETOTS1	- word 1
116	(74)	SIGNED	4	RCAETOTS2	- word 2
120	(78)	SIGNED	4	RCAENDIO	Non-DASD I/O using or delay samples.
124	(7C)	SIGNED	4	RCAETOTDQ	Total delay samples always including batch queue delay. For service classes that contain batch jobs that were not run in WLM managed initiators the batch queue delay samples are derived from the measured batch queue delay time. For service classes that contain only jobs that ran in WLM managed initiators this value is the same as RCEATOTD. RCAETOTDQ can be used as a migration aid to determine what a batch service class period's velocity will be if all its jobs are run in WLM managed initiators
128	(80)	SIGNED	4	RCAECRYPTOCAMU	CAM crypto using samples. No longer used
132	(84)	SIGNED	4	RCAECRYPTOCAMD	CAM crypto delay samples. No longer used
136	(88)	SIGNED	4	RCAECRYPTOAPU	AP crypto using samples. A task was found executing on a PCI Cryptographic Coprocessor (PCICC).
140	(8C)	SIGNED	4	RCAECRYPTOAPD	AP crypto delay samples. A task was found waiting for a PCI Cryptographic Coprocessor (PCICC).

Table 122. Structure RCAEDELA (continued)

Offset Dec	Offset Hex	Type	Len	Name(Dim)	Description
144	(90)	SIGNED	4	RCAEFEATUREQD	Feature queue delay samples. A task or srb was found waiting on a processor feature queue associated with a CPU. This is a subset of RCAECDEL. Note, RCAECUSE includes feature queue using samples
148	(94)	SIGNED	4	RCAERESOURCECONTENTIONDELAY	Contention delay samples. One sample is accumulated for each resource held. Only resource holders identified via IWMCNTN are reported
152	(98)	SIGNED	4	RCAERESOURCECONTENTIONUSING	Contention using samples. One sample is accumulated for each resource in use. Only resource users identified via IWMCNTN are reported
156	(9C)	SIGNED	4	RCAEZCBPCU	zCBP using samples
156	(9C)	SIGNED	4	RCAEIFACU	IFA using samples
160	(A0)	SIGNED	4	RCAEZCBPCUONCP	zCBP on CP using samples
160	(A0)	SIGNED	4	RCAEIFACUONCP	IFA on CP using samples
164	(A4)	SIGNED	4	RCAEZCBPDL	zCBP delay samples
164	(A4)	SIGNED	4	RCAEIFADL	IFA delay samples
168	(A8)	SIGNED	4	RCAESUPCU	SUP using samples
172	(AC)	SIGNED	4	RCAESUPCUONCP	SUP on CP using samples
176	(B0)	SIGNED	4	RCAESUPDL	SUP delay samples
180	(B4)	CHARACTER	4	RCAERESERVED	Reserved
180	(B4)	X'B8'	0	RCAEDELA_LEN	"*-RCAEDELA"

Table 123. Structure RCAEEELA

Offset Dec	Offset Hex	Type	Len	Name(Dim)	Description
0	(0)	STRUCTURE	0	RCAEEELA	RCAE - Subsystem work manager delays
0	(0)	CHARACTER	172	RCAEEENT	An entry in the subsystem work manager delay array
0	(0)	CHARACTER	4	RCAESTYP	Subsystem type, as used in the classification rules specified in the WLM administrative application. The subsystem's documentation should explain the meaning that the product attributes to the various states
4	(4)	BITSTRING	1	RCAEEFLG	Flags
Bit definitions:					
		1... ....		RCAEDBE	"X'80'" Represents states sampled in the begin to end phase of a transaction
		.1.. ....		RCAEEXEC	"X'40'" Represents states sampled in the execution phase of a transaction
		..11 1111		RCAESRS1	"X'3F'" Reserved
5	(5)	CHARACTER	3	RCAESRS2	Reserved
8	(8)	SIGNED	4	RCAEES#	Total number of transaction states sampled in the work phase specified by RCAEEFLG

Table 123. Structure RCAEEELA (continued)

Offset Dec	Offset Hex	Type	Len	Name(Dim)	Description
12	(C)	SIGNED	4	RCAEACTV	Total number of active state samples. Active indicates that there is a program executing on behalf of the work request, from the perspective of the work manager. This does not mean that the program is active from the base control program's perspective
16	(10)	SIGNED	4	RCAERDY	Total number of ready state samples. Ready indicates that there is a program ready to execute on behalf of the work request described by the monitoring environment, but the work manager has given priority to another work request
20	(14)	SIGNED	4	RCAEIDL	Total number of idle state samples. This indicates the number of times the work manager see a transaction as idle.
24	(18)	SIGNED	4	RCAEWLOK	Total number of waiting for lock state samples.
28	(1C)	SIGNED	4	RCAEWIO	Total number of waiting for I/O state samples. Waiting for I/O indicates that the work manager is waiting for an activity related to an I/O request. This may be an actual I/O operation or some other function associated with the I/O request
32	(20)	SIGNED	4	RCAEWCON	Total number of waiting for conversation state samples. Waiting for conversation may have been used in conjunction with the WLM service IWMMSWCH to identify where the recipient of the conversation is located. In this case, only the switched state will be recorded
36	(24)	SIGNED	4	RCAEWDST	Total number of waiting for distributed request state samples. Waiting for distributed request indicates a high level that some function or data must be routed prior to resumption of the work request. This is to be contrasted with waiting for conversation, which is a low level view of the precise resource that is needed. A distributed request could involve waiting on a conversation as part of its processing
40	(28)	SIGNED	4	RCAEWSL	Waiting for a session to be established locally, that is, on the current MVS image
44	(2C)	SIGNED	4	RCAEWSN	Waiting for a session to be established somewhere in the network
48	(30)	SIGNED	4	RCAEWSS	Waiting for a session to be established somewhere in the sysplex
52	(34)	SIGNED	4	RCAEWTMR	Waiting for a timer
56	(38)	SIGNED	4	RCAEWO	Waiting for another product
60	(3C)	SIGNED	4	RCAEWMSC	Waiting for unidentified resource, possibly among another more specific category, but which may not be readily determined
64	(40)	SIGNED	4	RCAESSL	State representing transactions for which there are logical continuations on this MVS image. Subsystem work managers might set this state when they function ship a transaction to another component within the same MVS image

Table 123. Structure RCAEEELA (continued)

Offset Dec	Offset Hex	Type	Len	Name(Dim)	Description
68	(44)	SIGNED	4	RCAESSS	State representing transactions for which there are logical continuations on another MVS image in the sysplex. Subsystem work managers might set this state when they function ship a transaction to another component on another MVS image within the sysplex
72	(48)	SIGNED	4	RCAESSN	State representing transactions for which there are logical continuations somewhere within the network. Subsystem work managers might set this state when they function ship a transaction to another component within the network
76	(4C)	SIGNED	4	RCAEBPMI	State representing buffer pool misses that resulted in I/O
80	(50)	SIGNED	4	RCAEBPMC	Reserved
84	(54)	SIGNED	4	RCAEBPCM	Reserved
88	(58)	SIGNED	4	RCAECFMI	Reserved
92	(5C)	SIGNED	4	RCAEWNL	Waiting for new latch
96	(60)	SIGNED	4	RCAEACTA	Total number of active application state samples
100	(64)	SIGNED	4	RCAEWSSL	Total number of waiting for SSL thread samples
104	(68)	SIGNED	4	RCAEWRET	Total number of waiting for regular thread samples
108	(6C)	SIGNED	4	RCAEWREW	Total number of waiting for registration worktable samples
112	(70)	SIGNED	4	RCAETYP1	Total number of waiting for TYPE 1 samples
116	(74)	SIGNED	4	RCAETYP2	Total number of waiting for TYPE 2 samples
120	(78)	SIGNED	4	RCAETYP3	Total number of waiting for TYPE 3 samples
124	(7C)	SIGNED	4	RCAETYP4	Total number of waiting for TYPE 4 samples
128	(80)	SIGNED	4	RCAETYP5	Total number of waiting for TYPE 5 samples
132	(84)	SIGNED	4	RCAETYP6	Total number of waiting for TYPE 6 samples
136	(88)	SIGNED	4	RCAETYP7	Total number of waiting for TYPE 7 samples
140	(8C)	SIGNED	4	RCAETYP8	Total number of waiting for TYPE 8 samples
144	(90)	SIGNED	4	RCAETYP9	Total number of waiting for TYPE 9 samples
148	(94)	SIGNED	4	RCAETY10	Total number of waiting for TYPE 10 samples
152	(98)	SIGNED	4	RCAETY11	Total number of waiting for TYPE 11 samples
156	(9C)	SIGNED	4	RCAETY12	Total number of waiting for TYPE 12 samples
160	(A0)	SIGNED	4	RCAETY13	Total number of waiting for TYPE 13 samples
164	(A4)	SIGNED	4	RCAETY14	Total number of waiting for TYPE 14 samples
168	(A8)	SIGNED	4	RCAETY15	Total number of waiting for TYPE 15 samples

Table 123. Structure RCAEEELA (continued)

Offset Dec	Offset Hex	Type	Len	Name(Dim)	Description
344	(158)	X'158'	0	RCAEEELA_LEN	"*-RCAEEELA"

Table 124. Structure RCAAGDD

Offset Dec	Offset Hex	Type	Len	Name(Dim)	Description
0	(0)	STRUCTURE	0	RCAAGDD	Class definition for all generic delay state descriptions
0	(0)	CHARACTER	4	RCAAGDDACRO	Acronym
4	(4)	BITSTRING	1	RCAAGDDVERS	Version
5	(5)	CHARACTER	1	RCAAGDDRS1	Reserved
6	(6)	SIGNED	2	RCAAGDDENTRYL	Length of one entry. Each single entry (RCAAGDDE) contains the description for one generic delay
8	(8)	SIGNED	2	RCAAGDDENTRY#	Number of entries (RCAAGDDE)
10	(A)	SIGNED	2	RCAAGDDENTRYO	Offset of the first RCAAGDDE entry from beginning of RCAAGDD
10	(A)	X'C'	0	RCAAGDD_LEN	"*-RCAAGDD"

Table 125. Structure RCAAGDDE

Offset Dec	Offset Hex	Type	Len	Name(Dim)	Description
0	(0)	STRUCTURE	0	RCAAGDDE	Class definition for one single generic delay state description. For each combination of subsystem and delay state number there is one entry. The entries for one subsystem are ordered by delay state number RcaaEGDNum in ascending order
0	(0)	CHARACTER	4	RCAAEGDDSUB	Subsystem type
4	(4)	SIGNED	2	RCAAEGDDNUM	Delay state number
6	(6)	CHARACTER	16	RCAAEGDDDDSC	Description
6	(6)	X'C3C1C1'	0	RCAANAME	"C'RCAA'" 'RCAA' ACRONYM

The RCAAVID and RCAEVRID must be changed if new fields are added to any area in the RCAA output area (see APAR OW11082). This is to keep vendor products aware of changes to the output area.

6	(6)	X'1'	0	RCAA_VERSION1	"1" RCAA version 1. 1=HBB5510
6	(6)	X'2'	0	RCAA_VERSION2	"2" RCAA version 2. 2=HBB5520
6	(6)	X'3'	0	RCAA_VERSION3	"3" RCAA version 3. 3=HBB6603
6	(6)	X'4'	0	RCAA_VERSION4	"4" RCAA version 4. 4=JBB6604
6	(6)	X'9'	0	RCAA_VERSION9	"9" RCAA version 9. 9=JBB6609
6	(6)	X'C'	0	RCAA_VERSION12	"12" RCAA version 12. 12=HBB7705
6	(6)	X'D'	0	RCAA_VERSION13	"13" RCAA version 13. 13=OW51848
6	(6)	X'E'	0	RCAA_VERSION14	"14" RCAA version 14. 14=HBB7707
6	(6)	X'10'	0	RCAA_VERSION16	"16" RCAA version 16. 16=HBB7709
6	(6)	X'11'	0	RCAA_VERSION17	"17" RCAA version 17. 17=HBB7710
6	(6)	X'12'	0	RCAA_VERSION18	"18" RCAA version 18. 18=HBB7740
6	(6)	X'13'	0	RCAA_VERSION19	"19" RCAA version 19. 19=HBB7750
6	(6)	X'14'	0	RCAA_VERSION20	"20" RCAA version 20. 20=HBB7760
6	(6)	X'15'	0	RCAA_VERSION21	"21" RCAA version 21. 21=HBB7770
6	(6)	X'16'	0	RCAA_VERSION22	"22" RCAA version 22. 22=HBB7780

Table 125. Structure RCAAGDDE (continued)

Offset Dec	Offset Hex	Type	Len	Name (Dim)	Description
6	(6)	X'17'	0	RCAA_VERSION23	"23" RCAA version 23. 23=HBB7790
6	(6)	X'18'	0	RCAA_VERSION24	"24" RCAA version 24. 24=HBB77B0
6	(6)	X'19'	0	RCAA_VERSION25	"25" RCAA version 25. 25=HBB77C0
6	(6)	X'19'	0	RCAAVRID	"25" Current version level
6	(6)	X'1'	0	RCAA_LEVEL1	"1" RCAA level. 1=Crypto Reporting, Multi period report classes, Work manager delays for Enclaves
6	(6)	X'2'	0	RCAA_LEVEL2	"2" RCAA level. 2=Fields for OA34801, now reserved
6	(6)	X'3'	0	RCAA_LEVEL3	"3" RCAA level. 3=Fields for OA47042 Special reporting
6	(6)	X'4'	0	RCAA_LEVEL4	"4" RCAA level. 4=zCBP support
6	(6)	X'5'	0	RCAA_LEVEL5	"5" RCAA level. 5=High Performance Transactions support
6	(6)	X'5'	0	RCAALEVL	"5" Current level
6	(6)	X'C3C1C5'	0	RCAENAME	"C'RCAE'" 'RCAE' ACRONYM
6	(6)	X'1'	0	RCAE_VERSION1	"1" RCAE version 1. 1=HBB5510
6	(6)	X'2'	0	RCAE_VERSION2	"2" RCAE version 2. 2=HBB5520
6	(6)	X'3'	0	RCAE_VERSION3	"3" RCAE version 3. 3=HBB6603
6	(6)	X'4'	0	RCAE_VERSION4	"4" RCAE version 4. 4=JBB6604
6	(6)	X'9'	0	RCAE_VERSION9	"9" RCAE version 9. 9=JBB6609
6	(6)	X'C'	0	RCAE_VERSION12	"12" RCAE version 12. 12=HBB7705
6	(6)	X'D'	0	RCAE_VERSION13	"13" RCAE version 13. 13=OW51848
6	(6)	X'E'	0	RCAE_VERSION14	"14" RCAE version 14. 14=HBB7707
6	(6)	X'10'	0	RCAE_VERSION16	"16" RCAE version 16. 16=HBB7709
6	(6)	X'11'	0	RCAE_VERSION17	"17" RCAE version 17. 17=SUP support
6	(6)	X'12'	0	RCAE_VERSION18	"18" RCAE version 18. 18=HBB7740
6	(6)	X'13'	0	RCAE_VERSION19	"19" RCAE version 19. 19=HBB7750
6	(6)	X'14'	0	RCAE_VERSION20	"20" RCAE version 20. 20=HBB7760
6	(6)	X'15'	0	RCAE_VERSION21	"21" RCAE version 21. 21=HBB7770
6	(6)	X'16'	0	RCAE_VERSION22	"22" RCAE version 22. 22=HBB7780
6	(6)	X'17'	0	RCAE_VERSION23	"23" RCAE version 23. 23=HBB7790
6	(6)	X'18'	0	RCAE_VERSION24	"24" RCAE version 24. 24=HBB77B0
6	(6)	X'19'	0	RCAE_VERSION25	"25" RCAE version 25. 25=HBB77C0
6	(6)	X'1A'	0	RCAE_VERSION26	"26" RCAE version 26. 26=HBB77D0
6	(6)	X'1A'	0	RCAEVRID	"26" Current version level
6	(6)	X'C7C4C4'	0	RCAAGDD_ACRO	"C'RGDD'" 'RGDD' ACRONYM
6	(6)	X'1'	0	RCAAGDD_VERSION1	"1" RGDD version 1. 1=HBB7750
6	(6)	X'16'	0	RCAAGDDE_LEN	"*-RCAAGDDE"

Table 126. Cross Reference for IWMWRCAA

Name	Offset	Hex Tag
RCAA	0	
RCAA_LEN	99	9C
RCAA_LEVEL1	6	1
RCAA_LEVEL2	6	2



Table 126. Cross Reference for IWMWRCAA (continued)

Name	Offset	Hex Tag
RCAA_LEVEL3	6	3
RCAA_LEVEL4	6	4
RCAA_LEVEL5	6	5
RCAA_VERSION1	6	1
RCAA_VERSION12	6	C
RCAA_VERSION13	6	D
RCAA_VERSION14	6	E
RCAA_VERSION16	6	10
RCAA_VERSION17	6	11
RCAA_VERSION18	6	12
RCAA_VERSION19	6	13
RCAA_VERSION2	6	2
RCAA_VERSION20	6	14
RCAA_VERSION21	6	15
RCAA_VERSION22	6	16
RCAA_VERSION23	6	17
RCAA_VERSION24	6	18
RCAA_VERSION25	6	19
RCAA_VERSION3	6	3
RCAA_VERSION4	6	4
RCAA_VERSION9	6	9
RCAAACRO	0	
RCAAADJCCEC	94	
RCAAADJCCPU	8C	
RCAAADJCCPUNOM	90	
RCAABENT	0	
RCAABMAP	0	
RCAABMAP_LEN	0	4
RCAABMP#	5E	
RCAABMPL	5C	
RCAABMPO	60	
RCAACINF	3C	
RCAACLVL	74	
RCAACOMP	9	40
RCAAEGDDDSC	6	
RCAAEGDDNUM	4	
RCAAEGDDSUB	0	
RCAAFLAG	98	
RCAAGDD	0	

Table 126. Cross Reference for IWMWRCAA (continued)

Name	Offset	Hex Tag
RCAAGDD_ACRO	6	C7C4C4
RCAAGDD_LEN	A	C
RCAAGDD_VERSION1	6	1
RCAAGDDACRO	0	
RCAAGDDE	0	
RCAAGDDE_LEN	6	16
RCAAGDDENTRY#	8	
RCAAGDDENTRYL	6	
RCAAGDDENTRYO	A	
RCAAGDDOFF	88	
RCAAGDDRS1	5	
RCAAGDDVERS	4	
RCAAGINF	1C	
RCAAGOAL	9	80
RCAAHPO	9	8
RCAAHPZ	9	1
RCAAICO	9	10
RCAAICS	3E	
RCAAICSL	8	
RCAAICSM	4	
RCAAICSS	0	
RCAAICSS_LEN	8	C
RCAAICSX	0	
RCAAIDS	9	4
RCAAINTI	78	
RCAAIPB	48	
RCAAIPC	40	
RCAAPII	44	
RCAAIPM	4C	
RCAAIPS	3C	
RCAALEVL	6	5
RCAAMODE	9	
RCAANAME	6	C3C1C1
RCAANFFI	80	
RCAANFFS	84	
RCAANFFZCBP	80	
RCAANTV#	58	
RCAANTVL	54	
RCAAOPT	A	

Table 126. Cross Reference for IWMWRCAA (continued)

Name	Offset	Hex Tag
RCAA0VEL	9	20
RCAAPNAM	1C	
RCAAPSYS	34	
RCAAPTM	24	
RCAARCA#	6E	
RCAARCAL	6C	
RCAARCOF	70	
RCAASCA#	66	
RCAASCAL	64	
RCAASCO	40	
RCAASCOF	68	
RCAASDS	9	2
RCAASIZ	4	
RCAATMI	C	
RCAATMR	14	
RCAAUID	2C	
RCAAVERS	8	
RCAAVRID	6	19
RCAAZCBP	98	80
RCAAZCBPDS	9	4
RCAE	0	
RCAE_LEN	28	2C
RCAE_VERSION1	6	1
RCAE_VERSION12	6	C
RCAE_VERSION13	6	D
RCAE_VERSION14	6	E
RCAE_VERSION16	6	10
RCAE_VERSION17	6	11
RCAE_VERSION18	6	12
RCAE_VERSION19	6	13
RCAE_VERSION2	6	2
RCAE_VERSION20	6	14
RCAE_VERSION21	6	15
RCAE_VERSION22	6	16
RCAE_VERSION23	6	17
RCAE_VERSION24	6	18
RCAE_VERSION25	6	19
RCAE_VERSION26	6	1A
RCAE_VERSION3	6	3

Table 126. Cross Reference for IWMWRCAA (continued)

Name	Offset	Hex Tag
RCAE_VERSION4	6	4
RCAE_VERSION9	6	9
RCAEACOM	1C	
RCAEACRO	0	
RCAEACTA	60	
RCAEACTV	C	
RCAEADLYTIME	D8	
RCAEADT	38	
RCAEADT1	38	
RCAEADT2	3C	
RCAEANCP	C	
RCAEAPRV	18	
RCAEARCP	4	
RCAEASPD	30	
RCAEBATCHAI	8	80
RCAEBKA1	50	
RCAEBKA2	54	
RCAEBKE1	58	
RCAEBKE2	5C	
RCAEBKIA	50	
RCAEBKIE	58	
RCAEBPCM	54	
RCAEBPE1	48	
RCAEBPE2	4C	
RCAEBPIE	48	
RCAEBPIR	38	
RCAEBPI1	38	
RCAEBPI2	3C	
RCAEBPMC	50	
RCAEBPMI	4C	
RCAECCAP	C	
RCAECCIMP	48	80
RCAECDL	8	
RCAECFMI	58	
RCAECHS	2C	
RCAECLSC	1C	
RCAECLX	6	
RCAECMCI	20	
RCAECOMP	2	

Table 126. Cross Reference for IWMWRCAA (continued)

Name	Offset	Hex Tag
RCAECONVTIME	E0	
RCAECPU	8	
RCAECPU1	8	
RCAECPU2	C	
RCAECRMCPUTIMECONSUMED	134	
RCAECRMCPUTIMECONSUMED1	134	
RCAECRMCPUTIMECONSUMED2	138	
RCAECRMS	90	
RCAECRYPTOAPD	8C	
RCAECRYPTOAPU	88	
RCAECRYPTOCAMD	84	
RCAECRYPTOCAMU	80	
RCAECUSE	0	
RCAECVT	40	
RCAECVT1	40	
RCAECVT2	44	
RCAEDBE	4	80
RCAEDELA	0	
RCAEDELA_LEN	B4	B8
RCAEDENT	0	
RCAEDIST	0	
RCAEDIST_LEN	0	4
RCAEDMN	2	
RCAEDMPL	14	
RCAEDRS1	34	
RCAEEDLA	8	
RCAEEDL2	54	
RCAEEELA	0	
RCAEEELA_LEN	158	158
RCAEEENT	0	
RCAEEFLG	4	
RCAEENCTRXCALLS	104	
RCAEENCTRADATA	100	
RCAEENCTREXTIME	108	
RCAEENCTREXTIMESQ	110	
RCAEENCTRNUM	100	
RCAEENQCPUTIMECONSUMED	F4	
RCAEENQCPUTIMECONSUMED1	F4	
RCAEENQCPUTIMECONSUMED2	F8	

Table 126. Cross Reference for IWMWRCAA (continued)

Name	Offset	Hex Tag
RCAEERS	68	
RCAEERS1	68	
RCAEERS2	6C	
RCAEESS#	8	
RCAEETS	28	
RCAEETS1	28	
RCAEETS2	2C	
RCAEEXEC	4	40
RCAEEXEETIME	C8	
RCAEFEAT	EC	
RCAEFEBUREQD	90	
RCAEFEB1	EC	
RCAEFEB2	F0	
RCAEHDLOCKPROMOTIONTIMEATPDP	13C	
RCAEHDLOCKPROMOTIONTIMEATPDP1	13C	
RCAEHDLOCKPROMOTIONTIMEATPDP2	140	
RCAEHRS1	5	7
RCAEHRS3	28	
RCAEHSP	30	
RCAEHSPC	28	
RCAEHSP1	30	
RCAEHSP2	34	
RCAEHST	88	
RCAEID#	1C	
RCAEIDL	14	
RCAEIDLE	3C	
RCAEIDLN	1E	
RCAEIDOF	20	
RCAEIEAT	DC	
RCAEIEA1	DC	
RCAEIEA2	E0	
RCAEIFACU	9C	
RCAEIFACUONCP	A0	
RCAEIFADL	A4	
RCAEIFASU	10C	
RCAEIFASUONCP	114	
RCAEIFASUONCP1	114	
RCAEIFASUONCP2	118	
RCAEIFASU1	10C	

Table 126. Cross Reference for IWMWRCAA (continued)

Name	Offset	Hex Tag
RCAEIFASU2	110	
RCAEIFAT	FC	
RCAEIFATONCP	104	
RCAEIFATONCP1	104	
RCAEIFATONCP2	108	
RCAEIFAT1	FC	
RCAEIFAT2	100	
RCAEIFLG	48	
RCAEIGLN	14	
RCAEIGOF	18	
RCAEIHDR	0	
RCAEIHDR_LEN	49	4C
RCAEIIT	84	
RCAEIMID	44	
RCAEINXP	2C	
RCAEIOC	10	
RCAEIOCT	AC	
RCAEIOCT1	AC	
RCAEIOCT2	B0	
RCAEIOC1	10	
RCAEIOC2	14	
RCAEIOD	54	
RCAEIODT	C4	
RCAEIODT1	C4	
RCAEIODT2	C8	
RCAEIONT	154	
RCAEIONT1	154	
RCAEIONT2	158	
RCAEIOQT	D4	
RCAEIOQT1	D4	
RCAEIOQT2	D8	
RCAEIORC	BC	
RCAEIOST	CC	
RCAEIOST1	CC	
RCAEIOST2	D0	
RCAEIOTT	14C	
RCAEIOTT1	14C	
RCAEIOTT2	150	
RCAEIOU	50	

Table 126. Cross Reference for IWMWRCAA (continued)

Name	Offset	Hex Tag
RCAEIOWT	B4	
RCAEIOWT1	B4	
RCAEIOWT2	B8	
RCAEIPLN	C	
RCAEIPOF	10	
RCAEIQT	48	
RCAEIQT1	48	
RCAEIQT2	4C	
RCAEIQUETIME	E8	
RCAEIRCT	32	
RCAEIRLN	4	
RCAEIROF	8	
RCAEIRSV	1	
RCAEIRS1	6	
RCAEIRS2	E	
RCAEIRS3	16	
RCAEIS#	24	
RCAEISLN	26	
RCAEISOF	28	
RCAEITST	3C	
RCAEMSO	18	
RCAEMS01	18	
RCAEMS02	1C	
RCAENAME	6	C3C1C5
RCAENCP	8	
RCAENDIO	78	
RCAENIU	5	8
RCAEPDEL	40	
RCAEPER#	A	
RCAEPERI	0	
RCAEPERIODSWITHDATA	1E	
RCAEPERL	C	
RCAEPERO	10	
RCAEPGN	5	80
RCAEPIE	40	
RCAEPIE1	40	
RCAEPIE2	44	
RCAEPIR	28	
RCAEPIR1	28	



Table 126. Cross Reference for IWMWRCAA (continued)

Name	Offset	Hex Tag
RCAEPIR2	2C	
RCAEPLSC	30	
RCAEPMCI	34	
RCAEPQUI	44	
RCAEPRS	60	
RCAEPRS1	60	
RCAEPRS2	64	
RCAEQ	58	
RCAEQDLYTIME	D0	
RCAEQDT	30	
RCAEQDT1	30	
RCAEQDT2	34	
RCAERCL	5	10
RCAERCP	0	
RCAERCT	80	
RCAERDY	10	
RCAERESC	0	
RCAERESC_LEN	160	164
RCAERESERVED	B4	
RCAERESOURCECONTENTIONDELAY	94	
RCAERESOURCECONTENTIONUSING	98	
RCAERPGN	5	40
RCAERRS1	C0	
RCAERST	0	
RCAERST_LEN	110	118
RCAERS1	2	
RCAESAC	48	
RCAESCFLAGS	8	
RCAESCL	5	20
RCAESCL#	14	
RCAESCLL	16	
RCAESCLO	18	
RCAESCLS	0	
RCAESCLS_LEN	4	8
RCAESCS#	4	
RCAESCSN	0	
RCAESHSP	64	
RCAESMPL	68	
RCAESPECCP	50	

Table 126. Cross Reference for IWMWRCAA (continued)

Name	Offset	Hex Tag
RCAESPECCP1	50	
RCAESPECCP2	54	
RCAESPECOFFLOAD	58	
RCAESPECOFFLOADONCP	60	
RCAESPECOFFLOADONCP1	60	
RCAESPECOFFLOADONCP2	64	
RCAESPECOFFLOAD1	58	
RCAESPECOFFLOAD2	5C	
RCAESPECRPT	50	
RCAESPECRPT_ZCBP	F0	
RCAESPECZCBP	F0	
RCAESPECZCBPONCP	F8	
RCAESPEI	9C	
RCAESPE1	9C	
RCAESPE2	A0	
RCAESPPI	94	
RCAESPP1	94	
RCAESPP2	98	
RCAESPRS	A4	
RCAESPRS1	A4	
RCAESPRS2	A8	
RCAESPRV	5C	
RCAESRB	20	
RCAESRB1	20	
RCAESRB2	24	
RCAESRS1	4	3F
RCAESRS2	5	
RCAESRV	0	
RCAESRV1	0	
RCAESRV2	4	
RCAESSL	40	
RCAESSN	48	
RCAESSS	44	
RCAESSWI	6C	
RCAESTT	20	
RCAESTT1	20	
RCAESTT2	24	
RCAESTYP	0	
RCAESUPCU	A8	

Table 126. Cross Reference for IWMWRCAA (continued)

Name	Offset	Hex Tag
RCAESUPCUONCP	AC	
RCAESUPDL	B0	
RCAESUPSU	11C	
RCAESUPSUONCP	124	
RCAESUPSUONCP1	124	
RCAESUPSUONCP2	128	
RCAESUPSU1	11C	
RCAESUPSU2	120	
RCAESVIO	60	
RCAESWC	8C	
RCAESWIN	10	
RCAETAT	78	
RCAETAT1	78	
RCAETAT2	7C	
RCAETET	10	
RCAETET1	10	
RCAETET2	14	
RCAETIMEATPDP	12C	
RCAETIMEATPDP1	12C	
RCAETIMEATPDP2	130	
RCAETOTD	4	
RCAETOTDQ	7C	
RCAETOTS	70	
RCAETOTS1	70	
RCAETOTS2	74	
RCAETOTU	4C	
RCAETRANTIME	B0	
RCAETRANTIMESQ	B8	
RCAETRANTIMESQ1	B8	
RCAETRANTIMESQ2	C0	
RCAETRR	70	
RCAETRR1	70	
RCAETRR2	74	
RCAETSGN	3	
RCAETYPE	5	
RCAETYP1	70	
RCAETYP2	74	
RCAETYP3	78	
RCAETYP4	7C	

Table 126. Cross Reference for IWMWRCAA (continued)

Name	Offset	Hex Tag
RCAETYP5	80	
RCAETYP6	84	
RCAETYP7	88	
RCAETYP8	8C	
RCAETYP9	90	
RCAETY10	94	
RCAETY11	98	
RCAETY12	9C	
RCAETY13	A0	
RCAETY14	A4	
RCAETY15	A8	
RCAEUNKN	38	
RCAEVARTIMEATPDP	144	
RCAEVARTIMEATPDP1	144	
RCAEVARTIMEATPDP2	148	
RCAEVELC	0	
RCAEVERS	4	
RCAEVIO	24	
RCAEVRID	6	1A
RCAEWCON	20	
RCAEWDST	24	
RCAEWIO	1C	
RCAEWLOK	18	
RCAEWMSC	3C	
RCAEWNL	5C	
RCAEWO	38	
RCAEWRET	68	
RCAEWREW	6C	
RCAEWSL	28	
RCAEWSN	2C	
RCAEWSS	30	
RCAEWSSL	64	
RCAEWTMR	34	
RCAEXEAT	E4	
RCAEXEA1	E4	
RCAEXEA2	E8	
RCAEXET	18	
RCAEXET1	18	
RCAEXET2	1C	

Table 126. Cross Reference for IWMWRCAA (continued)

Name	Offset	Hex Tag
RCAEXM	20	
RCAEZCBPCU	9C	
RCAEZCBPCUONCP	A0	
RCAEZCBPDL	A4	
RCAEZCBPSU	10C	
RCAEZCBPSUONCP	114	
RCAEZCBPT	FC	
RCAEZCBPTONCP	104	
RCAE2GRST	15C	
RCAE2GRST1	15C	
RCAE2GRST2	160	

## IWMWRQAA information

### IWMWRQAA programming interface information

IWMWRQAA is a programming interface.

### IWMWRQAA heading information

<b>Common name:</b>	IWMRQRY Answer Area
<b>Macro ID:</b>	IWMWRQAA
<b>DSECT name:</b>	RQAA, RQAE, RQAESRV, and RQAD
<b>Owning component:</b>	Workload Manager (SCWLM)
<b>Eye-catcher ID:</b>	RQAA Offset: 0 Length: CHAR(4)
<b>Storage attributes:</b>	Subpool: Any Key: 0 Residency: Above 16M line
<b>Size:</b>	Determined at run time RQAA -- X'0064' bytes RQAE -- X'00A2' bytes RQAESRV -- X'0004' bytes RQAD -- X'0098' bytes
<b>Created by:</b>	Caller
<b>Pointed to by:</b>	Pointed to by the ANSAREA_ADDR field in the IWMRQRY parameter list
<b>Serialization:</b>	None
<b>Function:</b>	Contains workload activity reporting information

## IWMWRQAA mapping

Table 127. Structure RQAA

Offset Dec	Offset Hex	Type	Len	Name (Dim)	Description
0	(0)	STRUCTURE	0	RQAA	Workload Activity Query Answer Area
0	(0)	CHARACTER	4	RQAAACRO	Acronym
4	(4)	SIGNED	4	RQAASIZ	Size of RQAA and all of its subordinate parts
8	(8)	BITSTRING	1	RQAAVERS	Version
9	(9)	BITSTRING	1	RQAAMODE	System WLM mode
Bit definitions:					
		1... ....		RQAAGOAL	"X'80'" System is in Goal mode
		.1.. ....		RQAACOMP	"X'40'" System is in compatibility mode. Never on as of z/OS 1.3
		..1. ....		RQAAOVEL	"X'20'" System is calculating velocity without using I/O delays.
		...1 ....		RQAAZCBPDS	"X'10'" 1: zCBP processors run at different speed
		...1 ....		RQAIDS	"X'10'" 1: IFA processors run at different speed
		.... 1...		RQAASDS	"X'08'" 1: SUP processors run at different speed
		.... .1..		RQAAZCBP	"X'04'" 1: Fields with both zCBP and IFA names contain data about zCBP processors, always off
		.... ..11		RQAARSV	"X'03'" Reserved
10	(A)	CHARACTER	2	RQAARSV2	Reserved
12	(C)	SIGNED	2	RQAASCA#	Number of RQAEs within RQAA
14	(E)	SIGNED	2	RQAASCAL	Length of a RQAE entry
16	(10)	SIGNED	4	RQAASCOF	Offset from RQAA to array of RQAEs
20	(14)	BITSTRING	8	RQAATIM	Local time last sample was acquired by the WLM sampling code. (STCK format)
28	(1C)	SIGNED	4	RQAANTVL	Current sample interval (in milliseconds). This is the frequency with which WLM samples delays. Issuing IWMRQRY more frequently than this may result in identical data
32	(20)	SIGNED	2	RQAASRVA	Number of server address spaces returned (i.e. number of RQAESRV arrays present)
34	(22)	SIGNED	2	RQAASRV#	Number of service class entries within the RQAESRV array.
36	(24)	SIGNED	2	RQAASRVL	Length of an entry in the RQAESRV array.
38	(26)	SIGNED	2	RQAARSV1	Reserved
40	(28)	CHARACTER	8	RQAASTKN	Token that uniquely identifies the state of the system at the time (value in field RQAATIM) the current data was collected. This token is updated when a policy activation occurs and can be used across invocations of IWMRQRY to associate samples

Table 127. Structure RQAA (continued)

Offset Dec	Offset Hex	Type	Len	Name(Dim)	Description
48	(30)	SIGNED	2	RQAAED#	number of enclave descriptive entries (zero if enclave information not requested or no enclaves exist). With >32K enclave support, maximum value that could be set for this field is 32k. RQAAED# should be used to get the number of enclave descriptive entries
50	(32)	SIGNED	2	RQAAEDL	length of enclave descriptive entry
52	(34)	SIGNED	4	RQAAEDO	offset to enclave descriptive array (zero if no enclave RQAD entries)
56	(38)	SIGNED	2	RQAAEE#	number of enclave RQAE entries (zero if enclave information not requested or no enclaves exist). With >32K enclave support, maximum value that could be set for this field is 32K. RQAAEE# should be used to get the number of enclave RQAE entries
58	(3A)	SIGNED	2	RQAAEEL	length of enclave RQAE entry
60	(3C)	SIGNED	4	RQAAEE0	offset to enclave RQAE entries (zero if no enclave RQAE entries)
64	(40)	SIGNED	4	RQAXED#	number of enclave descriptive entries (zero if enclave information not requested or no enclaves exist). With >32K Enclave support, the number of enclave descriptive entries could be more than 32K. This field should be used to obtain the number enclave descriptive entries. Added for macro version 6 and above. The array of RQADs is sparse. See note preceding the RQAD structure declare.
68	(44)	SIGNED	4	RQAXEDL	length of enclave descriptive entry. Value of this field is identical to RQAAEDL. Added for macro version 6 and above.
72	(48)	SIGNED	4	RQAXEDO	offset to enclave descriptive array (zero if no enclave RQAD entries). Value of this field is identical to RQAAEDO. Added for macro version 6 and above.
76	(4C)	SIGNED	4	RQAXEE#	number of enclave RQAE entries (zero if enclave information not requested or no enclaves exist). With >32K enclave support, the number of enclave RQAE entries could be more than 32K. This field should be used to get the number of enclave RQAE entries. Added for macro version 6 and above.
80	(50)	SIGNED	4	RQAXEEL	length of enclave RQAE entry. Value of this field is identical to RQAAEEL. Added for macro version 6 and above.
84	(54)	SIGNED	4	RQAXEE0	offset to enclave RQAE entries (zero if no enclave RQAE entries). Value of this field is identical to RQAAEE0. Added for macro version 6 and above.
88	(58)	SIGNED	4	RQAACLVL	Current change level.
92	(5C)	SIGNED	4	RQAANFFZCBP	Normalization factor for zCBP. Multiply zCBP times with this value and divide the result by 256 to obtain the equivalent time on a CP
92	(5C)	SIGNED	4	RQAANFFI	Normalization factor for IFA

Table 127. Structure RQAA (continued)

Offset Dec	Offset Hex	Type	Len	Name (Dim)	Description
96	(60)	SIGNED	4	RQAANFFS	Normalization factor for SUP. Multiply SUP times with this value and divide the result by 256 to obtain the equivalent time on a CP
100	(64)	CHARACTER	1	RQAAEND(0)	end of the RQAA
100	(64)	X'64'	0	RQAA_LEN	"*-RQAA"

Table 128. Structure RQAE

Offset Dec	Offset Hex	Type	Len	Name (Dim)	Description
0	(0)	STRUCTURE	0	RQAE	Workload Activity Query Entry (RQAE)
0	(0)	CHARACTER	4	RQAEACRO	Acronym
4	(4)	BITSTRING	1	RQAEVERS	Version
5	(5)	BITSTRING	1	RQAEFLGS	Flags

Bit definitions:

1... ..	RQAESVRR	"X'80'" This address space provides service to a different service class than the address space itself. If RqaeManagedAsServer is on, WLM will manage this space as needed to meet the transaction's goals and the goals specified in RQAESCLN will be ignored. If RqaeManagedAsServer is off, WLM will manage this address space to the goals specified in RQAESCLN
.1.. ..	RQAEMPL	"X'40'" MPL delay. Address space is ready, but swapped out.
..1. ....	RQAESWIN	"X'20'" Swap-in delay. Address space is being swapped in.
...1 ....	RQAECCAP	"X'10'" Resource capping delay. Resource group maximum is being enforced for this address space. This delay is only returned if the address space is swapped in. Only valid in space
.... 1...	RQAEQCUI	"X'08'" Quiesce delay. Address space or enclave has been reset. For enclaves, also see RQAEFLG2: If RqaeImplicitlyQuiesced is on, enclave is known to be running in an address space which has been quiesced. If RqaeExplicitlyQuiesced is on, enclave is known to be reset quiesced
.... .1..	RQAECRIT	"X'04'" Critical path indicator. If on, address space is on the critical path.
.... ..1.	RQAEManagedASERVER	"X'02'" WLM is managing this address space to meet the goals of work in other service classes. The goals specified in RQAESCLN will be ignored.
.... ...1	RQAERSV1	"X'01'" Reserved
IGNED	2 RQAECLX	RQAE index associated with this address space. This is the index into the service class list returned by IWMPORY



Table 128. Structure RQAE (continued)

Offset Dec	Offset Hex	Type	Len	Name (Dim)	Description
8	(8)	CHARACTER	10	RQAERCLX	Array of RQAE indexes associated with this address space. Only RQAESRPG is valid and contains the index of a report class associated with this address space
8	(8)	SIGNED	2	RQAESRPG	This field contains the index of the report class associated with this address space
10	(A)	SIGNED	2	RQAENRPG	Reserved - Note *
12	(C)	SIGNED	2	RQAEURPG	Reserved - Note *
14	(E)	SIGNED	2	RQAECRPG	Reserved - Note *
16	(10)	SIGNED	2	RQAEARPG	Reserved - Note *
18	(12)	BITSTRING	1	RQAEPER#	Service class period number. If this address space is a server, this value is always one
19	(13)	BITSTRING	1	RQAEDMN	Reserved - Note *
20	(14)	CHARACTER	4	RQAERSV2	Reserved
24	(18)	CHARACTER	8	RQAESCLN	Service class name associated with this address space.
32	(20)	CHARACTER	8	RQAERCLN	Report class name associated with this address space.
40	(28)	CHARACTER	8	RQAERGNN	Resource group name associated with this address space.
48	(30)	CHARACTER	8	RQAEWKLN	Workload name associated with this address space.
56	(38)	CHARACTER	8	RQAEVELC	Fields used to calculate execution velocity
56	(38)	SIGNED	4	RQAECUSE	CPU using. Increased for each TCB or SRB dispatched on any processor (or first in-line after sampler.)
60	(3C)	SIGNED	4	RQAEOTD	Total delays for calculating execution velocity. Calculation is as follows: RQAEOTU / (RQAEOTU+RQAEOTD)
64	(40)	CHARACTER	24	RQAEODEL	General execution delays included in RQAEOTD. Each dispatchable unit can increase one of the CPU or paging samples
64	(40)	SIGNED	2	RQAECPU	CPU delay. Increased for each TCB or SRB waiting to be dispatched (other than the first in-line behind sampler) or for a TCB waiting for a lock
66	(42)	SIGNED	2	RQAECPU	CPU capping delay. Increased for each TCB or SRB marked non-dispatchable because of a resource group maximum being enforced. Not a subset of RQAECPU.
68	(44)	SIGNED	2	RQAEAPRV	Waiting for paging I/O from private
70	(46)	SIGNED	2	RQAEACOM	Waiting for paging I/O from common
72	(48)	SIGNED	2	RQAEAXM1	Waiting for cross memory page fault in address space identified by RQAESMX1
74	(4A)	SIGNED	2	RQAEAXM2	Waiting for cross memory page fault in address space identified by RQAESMX2
76	(4C)	SIGNED	2	RQAEAXM0	Waiting for cross memory page fault in address space other than that identified by RQAESMX1 or RQAESMX2
78	(4E)	SIGNED	2	RQAEAVIO	Waiting for paging I/O from vio

Table 128. Structure RQAE (continued)

Offset Dec	Offset Hex	Type	Len	Name (Dim)	Description
80	(50)	SIGNED	2	RQAEAHSP	Waiting for paging I/O from standard hiperspaces. Includes waits during scroll write.
82	(52)	SIGNED	2	RQAEASPD	Waiting for shared paging from aux
84	(54)	CHARACTER	4	RQAERSV3	Reserved
88	(58)	SIGNED	2	RQAEUNKN	Unknown. Address space is waiting, but none of the above reasons apply. Value is 0 or 1.
90	(5A)	SIGNED	2	RQAEIDLE	Idle. Work is in STIMER wait, TSO terminal wait, APPC wait, or is an initiator waiting for work. Value is 0 or 1.
92	(5C)	SIGNED	2	RQAESMX1	ASID of address space associated with cross memory delays in RQAEAXM1
94	(5E)	SIGNED	2	RQAESMX2	ASID of address space associated with cross memory delays in RQAEAXM2
96	(60)	BITSTRING	1	RQAESWOR	Swap reason code
97	(61)	CHARACTER	7	RQAERSV4	Reserved
104	(68)	SIGNED	4	RQAESRVO	Offset from RQAE to RQAESRV array
108	(6C)	SIGNED	2	RQAEOTU	Total usings for calculating execution velocity.
110	(6E)	SIGNED	2	RQAEIOU	Total I/O usings
112	(70)	CHARACTER	16	RQAEGL2	Additional general execution delays included in RQAEOTD
112	(70)	SIGNED	2	RQAEIOD	DASD I/O delay samples
114	(72)	SIGNED	2	RQAEQ	Queue delay samples. Work is waiting for a server.
116	(74)	SIGNED	2	RQAESPRV	Server private area paging delay samples.
118	(76)	SIGNED	2	RQAESVIO	Server space VIO paging delay samples.
120	(78)	SIGNED	2	RQAESHSP	Server hiperspace paging delay samples.
122	(7A)	SIGNED	2	RQAESMPL	Server MPL delay samples.
124	(7C)	SIGNED	2	RQAESSWI	Server Swap-In delay samples.
126	(7E)	CHARACTER	2	RQAERSV5	Reserved
128	(80)	SIGNED	4	RQAEOTTS	Total execution samples. Sum of RQAEOTU, RQAEOTD, RQAEUNKN, RQAEIDLE. Also always includes I/O using/delay samples whether or not I/O samples are included in RQAEOTU/RQAEOTD
132	(84)	BITSTRING	1	RQAEFLG1	Flags
Bit definitions:					
	1... ....			RQAEASPROTSTG	"X'80'" Address space matched a classification rule in the active policy which was designated storage-critical
	.1... ....			RQAEOTXNMGMTEXEMPT	"X'40'" Address space matched a classification rule in the active policy which prevents managing the region based on the response time goals of its served transactions

Table 128. Structure RQAE (continued)

Offset Dec	Offset Hex	Type	Len	Name (Dim)	Description
		..1. ....		RQAECPUPROTECTED	"X'20'" CPU protection was assigned either to the address space or to transaction service classes being served by the space or implicitly (see RqaeIProtCpu), and SRM is honoring the protection
		...1 ....		RQAESTGPROTECTED	"X'10'" Storage protection was assigned either to the address space (see RqaeASProtStg) or to transaction service classes being served by the space, and SRM is honoring the protection
		.... 1...		RQAEPROMOTED	"X'08'" The address space is currently promoted due to a chronic resource contention
		.... .1..		RQAEITRXNMGMTBOTH	"X'04'" Address space matched a classification rule which specified "Manage Region Using Goals Of BOTH". Which means it is managed towards the velocity goal of the region. But transaction completions are reported and used for management of the transaction service classes with response time goals. This option should only be used with CICS TORs. The associated AORs should remain at the default "Manage Region Using Goals Of TRANSACTION".
		.... ..1.		RQAEIOPRIORITYGROUP	"X'02'" I/O priority group HIGH assigned either to the address space or to transaction service classes served by the space
		.... ...1		RQAEINELIGHONORPRIORITY	"X'01'" If on, specialty engine work in this address space is ineligible for "Honor Priority Processing", that is it will not be offloaded to CPs for help processing.
133	(85)	BITSTRING	1	RQAEFLG2	Enclave flags
Bit definitions:					
		1... ....		RQAEISRESET	"X'80'" Enclave is reset to another service class or reset quiesced
		.1.. ....		RQAEEXPLICITLYQUIESCED	"X'40'" If on, enclave is known to be reset quiesced.
		..1. ....		RQAEIMPLICITLYQUIESCED	"X'20'" If on, enclave is known to be running in an address space which has been quiesced.
134	(86)	CHARACTER	14	RQAEREPORTSAMPLES	Report samples
134	(86)	SIGNED	2	RQAECRYPTOCAMU	CAM crypto using samples. No longer used
136	(88)	SIGNED	2	RQAECRYPTOCAMD	CAM crypto delay samples. No longer used
138	(8A)	SIGNED	2	RQAECRYPTOAPU	AP crypto using samples. Increased for every TCB found executing on a Cryptographic Assist Processor.
140	(8C)	SIGNED	2	RQAECRYPTOAPD	AP crypto delay samples. Increased for every TCB found waiting for a Cryptographic Assist Processor.
142	(8E)	SIGNED	2	RQAEFEATUREQD	Feature queue delay samples. Increased for every TCB or SRB found waiting on a processor feature queue associated with a CPU. This is a subset of RQAEUCSE.
144	(90)	SIGNED	2	RQAERESOURCECONTENTIONDELAY	

Table 128. Structure RQAE (continued)

Offset Dec	Offset Hex	Type	Len	Name (Dim)	Description
146	(92)	SIGNED	2	RQAERESOURCECONTENTIONUSING	Contention delay samples. One sample is accumulated for each resource held. Only resource holders identified via IWMCNTN are reported.
148	(94)	BITSTRING	2	RQAEFLG3	Contention using samples. One sample is accumulated for each resource in use. Only resource users identified via IWMCNTN are reported. Additional flags
Bit definitions:					
		1... ....		RQAEINCLSPECIALTY	"X'80'" Address space belongs to a resource group which has Include Specialty Processor Consumption specified
		.1... ....		RQAE TENANTRESOURCEGROUP	"X'40'" Address space is currently associated with a tenant resource group
		..1. ....		RQAEHWCONTAINER	"X'20'" Work in this address space is enabled for zCBP, always off since zCBP deprecated
		...1 ....		RQAEASBOOST	"X'10'" Address space matched a classification rule in the active policy which enables for recovery process boost
		.... 1...		RQAEZCONTAINER	"X'08'" Address space belongs to a z/OS Container
		.... .1..		RQAEIPROTCPU	"X'04'" CPU protection was implicitly assigned since first period of service class and importance is 1 (or 2 when boost is active) See also OPT parms CCImp and CCImpBoost for importance used
150	(96)	CHARACTER	6	RQAEIFASAMPLES	IFA/zCBP samples, always zero since zCBP/IFA deprecated
150	(96)	SIGNED	2	RQAEZCBPU	zCBP Work running on zCBP
150	(96)	SIGNED	2	RQAEIFAU	IFA Work running on IFA
152	(98)	SIGNED	2	RQAEZCBPUCP	zCBP work running on regular CP
152	(98)	SIGNED	2	RQAEIFAUCP	IFA work running on regular CP
154	(9A)	SIGNED	2	RQAEZCBPD	work waiting to run on zCBP
154	(9A)	SIGNED	2	RQAEIFAD	work waiting to run on IFA
156	(9C)	CHARACTER	6	RQAESUPSAMPLES	SUP related samples
156	(9C)	SIGNED	2	RQAESUPU	SUP Work running on SUP
158	(9E)	SIGNED	2	RQAESUPUCP	SUP work running on regular CP
160	(A0)	SIGNED	2	RQAESUPD	work waiting to run on SUP
162	(A2)	CHARACTER	1	RQAEEND(0)	RQAE end
162	(A2)	X'A2'	0	RQAE_LEN	"*-RQAE"

Table 129. Structure RQAESRV

Offset Dec	Offset Hex	Type	Len	Name (Dim)	Description
0	(0)	STRUCTURE	0	RQAESRV	RQAE - Service classes served array. The dimension of the RQAESRV array is the maximum number of service classes defined. If a RQAESRVD entry is non-zero, the service class number that corresponds to the index into the array is being served by this address space.
0	(0)	SIGNED	4	RQAESRVD	An entry in the RQAESRV array. Number of times the address space running with this service class (RQAECLX) served this service class
0	(0)	X'4'	0	RQAESRV_LEN	"*-RQAESRV"

Table 130. Structure RQAD

Offset Dec	Offset Hex	Type	Len	Name (Dim)	Description
0	(0)	STRUCTURE	0	RQAD	Enclave Descriptive Entry
0	(0)	CHARACTER	8	RQADETKN	Enclave token
8	(8)	SIGNED	4	RQADQAE0	Offset to Enclave RQAE for this entry from the RQAD (zero when RQADETKN is zero since no RQAE is provided)
12	(C)	SIGNED	2	RQADOWNERASID	Asid of address space which owns the enclave. This field is zero if the enclave is foreign or the information is unavailable due to a recovery problem.
14	(E)	BITSTRING	2	RQADFLAGS	Interesting tidbits
14	(E)	BITSTRING	1	RQADFLAGS_BYTE1	Byte boundary

Bit definitions:

	1... ....	RQADDEPENDENT	"X'80'" The enclave was created via IWMECREA and is a continuation of the transaction for the owning address space
	.1.. ....	RQADORIGINALINDEPENDENT	"X'40'" The enclave was created via IWMECREA and is an independent transaction.
	..1. ....	RQADFOREIGNINDEPENDENT	"X'20'" The enclave was created via IWMIMPT and is a continuation of an independent enclave on another system.
	...1 ....	RQADFOREIGNDEPENDENT	"X'10'" The enclave was created via IWMIMPT and is a continuation of a dependent enclave on another system.
	.... 1...	RQADINACTIVEENCLAVE	"X'08'" The enclave is currently on inactive enclave queue because SRM did not find any workunit associated with the enclave. Enclave will move back to active queue once a workunit joins the enclave
	.... .1..	RQADPROMOTED	"X'04'" The enclave is currently promoted due to a chronic resource contention
	.... ..1.	RQADWORKDEPENDENT	"X'02'" The enclave is a continuation of an independent enclave
15	(F) BITSTRING	1 RQADFLAGS_BYTE2	Byte boundary

Table 130. Structure RQAD (continued)

Offset Dec	Offset Hex	Type	Len	Name(Dim)	Description
16	(10)	BITSTRING	8	RQADTOTALCPUTIME	Cumulative CPU time consumed by dispatchable units running in the enclave on the local system. For a multisystem enclave, CPU time consumed on other systems is not included. May decrease between IWMRQRY invocations if transaction is restarted to avoid an overflow of internal accumulators. Same units as AscbEjst.
24	(18)	BITSTRING	8	RQADOWNERSTOKEN	Token of the address space that owns the enclave. If the enclave is foreign, this token refers to an address space on another system (RQADOwnerSystem), not the local system.
32	(20)	CHARACTER	8	RQADOWNERSYSTEM	System name on which the owner of the enclave resides. If the enclave is foreign, this is the system where the original enclave is located. Otherwise it is the local system name.
40	(28)	CHARACTER	8	RQADOWNERJOBNAME	Job name of the address space that owns the enclave. If the enclave is foreign, this job name refers to a job on another system (RQADOwnerSystem), not the local system.
48	(30)	CHARACTER	32	RQADEXPORTTOKEN	Export token associated with the enclave if any. A monitor can collect IWMRQRY answer areas from multiple systems and match RQAD entries for a particular multisystem enclave using the export token.
80	(50)	CHARACTER	4	RQADSUBSYSTEMTYPE	Subsystem type to which the enclave belongs.
84	(54)	CHARACTER	8	RQADSUBSYSTEMNAME	Subsystem name to which the enclave belongs.
92	(5C)	BITSTRING	8	RQADTOTALZCBPTIME	Cumulative zCBP time consumed by dispatchable units running in the enclave on the local system. For a multisystem enclave, zCBP time consumed on other systems is not included. May decrease between IWMRQRY invocations if transaction is restarted to avoid an overflow of internal accumulators. Unit is zCBP time. Multiply with RQAANFFzCBP and divide by 256 to calculate equivalent time on a CP. Always zero since zCBP deprecated
92	(5C)	BITSTRING	8	RQADTOTALIFATIME	Same as above but for IFA, always zero
100	(64)	BITSTRING	8	RQADTOTALZCBPCPTIME	Cumulative zCBP_on_CP time consumed by dispatchable units running in the enclave on the local system. For a multisystem system, zCBP_on_CP time consumed on other systems is not included. May decrease between IWMRQRY invocations if transaction is restarted to avoid an overflow of internal accumulators. Always zero since zCBP deprecated
100	(64)	BITSTRING	8	RQADTOTALIFACPTIME	Same as above but for IFA, always zero

Table 130. Structure RQAD (continued)

Offset Dec	Offset Hex	Type	Len	Name (Dim)	Description
108	(6C)	BITSTRING	8	RQADTOTALSUPTIME	Cumulative SUP time consumed by dispatchable units running in the enclave on the local system. For a multisystem enclave, SUP time consumed on other systems is not included. May decrease between IWMRQRY invocations if transaction is restarted to avoid an overflow of internal accumulators. Unit is SUP time. Multiply with RCAANFFS and divide by 256 to calculate the equivalent CP time
116	(74)	BITSTRING	8	RQADTOTALSUPCPTIME	Cumulative SUP_on_CP time consumed by dispatchable units running in the enclave on the local system. For a multisystem system, SUP_on_CP time consumed on other systems is not included. May decrease between IWMRQRY invocations if transaction is restarted to avoid an overflow of internal accumulators.
124	(7C)	CHARACTER	8	RQADOWNERETKN	Enclave token of the owner of this 'work-dependent' enclave. This field is invalid for non 'work-dependent' enclaves
132	(84)	SIGNED	2	RQADNUMWDENCLS	Number of 'work-dependent' enclaves which are owned by this independent enclave
134	(86)	CHARACTER	2		reserved
136	(88)	BITSTRING	8	RQADENCLARRIVALTIME	Timestamp indicating when the work request arrived in the system. This time is in STCK format.
144	(90)	CHARACTER	8	RQADENCLUSERID	UserId used to classify the enclave.
144	(90)	X'D8C1C1'	0	RQAANAME	"C'RQAA'" 'RQAA' ACRONYM
<p>The RQAAVRID and RQAEVRID must be changed if new fields are added to any area in the RQAA output area (see APAR OW11082). This is to keep vendor products aware of changes to the output area.</p> <p>NOTE: Since there is no versioning for the RQAD, updating the RQAAVRID and RQAEVRID is sufficient.</p> <p>RQAA_VERSION4, RQAA_VERSION5 RQAA_VERSION7 and RQAA_VERSION8 are reserved. @0W40548</p>					
144	(90)	X'1'	0	RQAA_VERSION1	"1" RQAA version 1. 1=HBB5510
144	(90)	X'2'	0	RQAA_VERSION2	"2" RQAA version 2. 2=HBB5520
144	(90)	X'3'	0	RQAA_VERSION3	"3" RQAA version 3. 3=HBB6603
144	(90)	X'6'	0	RQAA_VERSION6	"6" RQAA version 6. 6=HBB6606
144	(90)	X'9'	0	RQAA_VERSION9	"9" RQAA version 9. 9=JBB6609
144	(90)	X'A'	0	RQAA_VERSION10	"10" RQAA version 10 10=HBB7703
144	(90)	X'C'	0	RQAA_VERSION12	"12" RQAA version 12 12=HBB7705
144	(90)	X'D'	0	RQAA_VERSION13	"13" RQAA version 13 13=HBB7706
144	(90)	X'E'	0	RQAA_VERSION14	"14" RQAA version 14 14=HBB7707
144	(90)	X'10'	0	RQAA_VERSION16	"16" RQAA version 16 16=HBB7709
144	(90)	X'11'	0	RQAA_VERSION17	"17" RQAA version 17 17=SUP Support
144	(90)	X'12'	0	RQAA_VERSION18	"18" RQAA version 18 18=CRM Support
144	(90)	X'13'	0	RQAA_VERSION19	"19" RQAA version 19 19=work-dep enclaves
144	(90)	X'14'	0	RQAA_VERSION20	"20" RQAA version 20 20=enclave userid
144	(90)	X'14'	0	RQAAVRID	"20" Current version level

Table 130. Structure RQAD (continued)

Offset Dec	Offset Hex	Type	Len	Name (Dim)	Description
144	(90)	X'1'	0	RQAA_LEVEL1	"1" RQAA level. 1=Crypto Reporting
144	(90)	X'2'	0	RQAA_LEVEL2	"2" RQAA level. 2=Enclave SC Reset
144	(90)	X'2'	0	RQAALEVEL	"2" Current level
144	(90)	X'D8C1C5'	0	RQAE_NAME	"C'RQAE'" 'RQAE' ACRONYM
144	(90)	X'1'	0	RQAE_VERSION1	"1" RQAE version 1. 1=HBB5510
144	(90)	X'2'	0	RQAE_VERSION2	"2" RQAE version 2. 2=HBB5520
144	(90)	X'3'	0	RQAE_VERSION3	"3" RQAE version 3. 3=HBB6603
144	(90)	X'6'	0	RQAE_VERSION6	"6" RQAE version 6. 6=HBB6606
144	(90)	X'9'	0	RQAE_VERSION9	"9" RQAE version 9. 9=JBB6609
144	(90)	X'A'	0	RQAE_VERSION10	"10" RQAE version 10 10=HBB7703
144	(90)	X'C'	0	RQAE_VERSION12	"12" RQAE version 12 12=HBB7705
144	(90)	X'D'	0	RQAE_VERSION13	"13" RQAE version 13 13=HBB7706
144	(90)	X'E'	0	RQAE_VERSION14	"14" RQAE version 14 14=HBB7707
144	(90)	X'10'	0	RQAE_VERSION16	"16" RQAE version 16 16=HBB7709
144	(90)	X'11'	0	RQAE_VERSION17	"17" RQAE version 17 17=SUP Support
144	(90)	X'12'	0	RQAE_VERSION18	"18" RQAE version 18 18=CRM Support
144	(90)	X'13'	0	RQAE_VERSION19	"19" RQAE version 19 19=enclave userid
144	(90)	X'13'	0	RQAEVRID	"19" Current version level
144	(90)	X'64'	0	RQAALEN	"100" RQAA LENGTH
144	(90)	X'A2'	0	RQAELEN	"162" RQAE LENGTH
144	(90)	X'8000'	0	MAX_RQAAED#	"32768" Maximum value that could be returned by RQAAED#
144	(90)	X'8000'	0	MAX_RQAAEE#	"32768" Maximum value that could be returned by RQAAEE#
144	(90)	X'98'	0	RQAD_LEN	"*-RQAD"

Table 131. Cross Reference for IWMWRQAA

Name	Offset	Hex Tag
MAX_RQAAED#	90	8000
MAX_RQAAEE#	90	8000
RQAA	0	
RQAA_LEN	64	64
RQAA_LEVEL1	90	1
RQAA_LEVEL2	90	2
RQAA_VERSION1	90	1
RQAA_VERSION10	90	A
RQAA_VERSION12	90	C
RQAA_VERSION13	90	D
RQAA_VERSION14	90	E
RQAA_VERSION16	90	10
RQAA_VERSION17	90	11
RQAA_VERSION18	90	12
RQAA_VERSION19	90	13



Table 131. Cross Reference for IWMWRQAA (continued)

Name	Offset	Hex Tag
RQAA_VERSION2	90	2
RQAA_VERSION20	90	14
RQAA_VERSION3	90	3
RQAA_VERSION6	90	6
RQAA_VERSION9	90	9
RQAAACRO	0	
RQAACLVL	58	
RQAACOMP	9	40
RQAAED#	30	
RQAAEDL	32	
RQAAEDO	34	
RQAAEE#	38	
RQAAEEL	3A	
RQAAEE0	3C	
RQAAEND	64	
RQAAGOAL	9	80
RQAAIDS	9	10
RQAALEN	90	64
RQAALEVEL	90	2
RQAAMODE	9	
RQAANAME	90	D8C1C1
RQAANFFI	5C	
RQAANFFS	60	
RQAANFFZCBP	5C	
RQAANTVL	1C	
RQAAOVEL	9	20
RQAARSV	9	3
RQAARSV1	26	
RQAARSV2	A	
RQAASCA#	C	
RQAASCAL	E	
RQAASCOF	10	
RQAASDS	9	8
RQAASIZ	4	
RQAASRV#	22	
RQAASRVA	20	
RQAASRVL	24	
RQAASTKN	28	
RQAATIM	14	

Table 131. Cross Reference for IWMWRQAA (continued)

Name	Offset	Hex Tag
RQAAVERS	8	
RQAAVRID	90	14
RQAAXED#	40	
RQAAXEDL	44	
RQAAXEDO	48	
RQAAXEE#	4C	
RQAAXEEL	50	
RQAAXEEO	54	
RQAAZCBP	9	4
RQAAZCBPDS	9	10
RQAD	0	
RQAD_LEN	90	98
RQADDEPENDENT	E	80
RQADENCLARRIVALTIME	88	
RQADENCLUSERID	90	
RQADETKN	0	
RQADEXPORTTOKEN	30	
RQADFLAGS	E	
RQADFLAGS_BYTE1	E	
RQADFLAGS_BYTE2	F	
RQADFOREIGNDEPENDENT	E	10
RQADFOREIGNINDEPENDENT	E	20
RQADINACTIVEENCLAVE	E	8
RQADNUMWDENCLS	84	
RQADORIGINALINDEPENDENT	E	40
RQADOWNERASID	C	
RQADOWNERETKN	7C	
RQADOWNERJOBNAME	28	
RQADOWNERSTOKEN	18	
RQADOWNERSYSTEM	20	
RQADPROMOTED	E	4
RQADQAE0	8	
RQADSUBSYSTEMNAME	54	
RQADSUBSYSTEMTYPE	50	
RQADTOTALCPUTIME	10	
RQADTOTALIFACPTIME	64	
RQADTOTALIFATIME	5C	
RQADTOTALSUPCPTIME	74	
RQADTOTALSUPTIME	6C	

Table 131. Cross Reference for IWMWRQAA (continued)

Name	Offset	Hex Tag
RQADTOTALZCBPCPTIME	64	
RQADTOTALZCBPTIME	5C	
RQADWORKDEPENDENT	E	2
RQAE	0	
RQAE_LEN	A2	A2
RQAE_VERSION1	90	1
RQAE_VERSION10	90	A
RQAE_VERSION12	90	C
RQAE_VERSION13	90	D
RQAE_VERSION14	90	E
RQAE_VERSION16	90	10
RQAE_VERSION17	90	11
RQAE_VERSION18	90	12
RQAE_VERSION19	90	13
RQAE_VERSION2	90	2
RQAE_VERSION3	90	3
RQAE_VERSION6	90	6
RQAE_VERSION9	90	9
RQAEACOM	46	
RQAEACRO	0	
RQAEAHSP	50	
RQAEAPRV	44	
RQAEARPG	10	
RQAEASBOOST	94	10
RQAEASPD	52	
RQAEASPROTSTG	84	80
RQAEAVIO	4E	
RQAEAXM0	4C	
RQAEAXM1	48	
RQAEAXM2	4A	
RQAECCAP	5	10
RQAECLX	6	
RQAECPUC	42	
RQAECPUD	40	
RQAECPUPROTECTED	84	20
RQAEQCUI	5	8
RQAECRIT	5	4
RQAECRPG	E	
RQAECRYPTOAPD	8C	

Table 131. Cross Reference for IWMWRQAA (continued)

Name	Offset	Hex Tag
RQAECRYPTOAPU	8A	
RQAECRYPTOCAMD	88	
RQAECRYPTOCAMU	86	
RQAEUCUSE	38	
RQAEDMN	13	
RQAEEND	A2	
RQAEEXPLICITLYQUIESCED	85	40
RQAEFEATUREQD	8E	
RQAEFLGS	5	
RQAEFLG1	84	
RQAEFLG2	85	
RQAEFLG3	94	
RQAEGDEL	40	
RQAEGDL2	70	
RQAEHWCONTAINER	94	20
RQAEIDLE	5A	
RQAEIFAD	9A	
RQAEIFASAMPLES	96	
RQAEIFAU	96	
RQAEIFAUCP	98	
RQAEIMPLICITLYQUIESCED	85	20
RQAEINCLSPECIALTY	94	80
RQAEINELIGHONORPRIORITY	84	1
RQAEIOD	70	
RQAEIOPRIORITYGROUP	84	2
RQAEIOU	6E	
RQAEIPROTCPU	94	4
RQAEISRESET	85	80
RQAELEN	90	A2
RQAEManagedASSERVER	5	2
RQAEEMPL	5	40
RQAEName	90	D8C1C5
RQAEENRPG	A	
RQAEER#	12	
RQAEPromoted	84	8
RQAEQ	72	
RQAEERCLN	20	
RQAEERCLX	8	
RQAEReportsSAMPLES	86	

Table 131. Cross Reference for IWMWRQAA (continued)

Name	Offset	Hex Tag
RQAERESOURCECONTENTIONDELAY	90	
RQAERESOURCECONTENTIONUSING	92	
RQAERGNN	28	
RQAERSV1	5	1
RQAERSV2	14	
RQAERSV3	54	
RQAERSV4	61	
RQAERSV5	7E	
RQAESCLN	18	
RQAESHSP	78	
RQAESMPL	7A	
RQAESMX1	5C	
RQAESMX2	5E	
RQAESPRV	74	
RQAESRPG	8	
RQAESRV	0	
RQAESRV_LEN	0	4
RQAESRVD	0	
RQAESRVO	68	
RQAESSWI	7C	
RQAESTGPROTECTED	84	10
RQAESUPD	A0	
RQAESUPSAMPLES	9C	
RQAESUPU	9C	
RQAESUPUCP	9E	
RQAESVIO	76	
RQAESVRR	5	80
RQAESWIN	5	20
RQAESWOR	60	
RQAETENANTRESOURCEGROUP	94	40
RQAETOTD	3C	
RQAETOTS	80	
RQAETOTU	6C	
RQAETRXNMGMTBOTH	84	4
RQAETRXNMGMTEXEMPT	84	40
RQAEUNKN	58	
RQAEURPG	C	
RQAEVELC	38	
RQAEVERS	4	

Table 131. Cross Reference for IWMWRQAA (continued)

Name	Offset	Hex Tag
RQAEVRID	90	13
RQAEWKLN	30	
RQAEZCBPD	9A	
RQAEZCBPU	96	
RQAEZCBPUCP	98	
RQAEZCONTAINER	94	8

## IWMWSYSI information

### IWMWSYSI programming interface information

IWMWSYSI is a programming interface.

### IWMWSYSI heading information

<b>Common name:</b>	WLM System Capacity Information Area
<b>Macro ID:</b>	IWMWSYSI
<b>DSECT name:</b>	SYSI SYSI_ENTRY
<b>Owning component:</b>	WLM (SCWLM)
<b>Eye-catcher ID:</b>	SYSI Offset: 0 Length: 4
<b>Storage attributes:</b>	Subpool: User Assigned Key: Any Residency: Anywhere
<b>Size:</b>	SYSI_EXT -- X'001C' bytes SYSI_EXT_ENTRY -- X'006C' bytes SYSI -- X'0018' bytes SYSI_ENTRY -- X'0080' bytes Total SYSI size = 24 bytes SYSI header + n (maximum number of systems) 128 (SYSI_System_Entry_Size)
<b>Created by:</b>	Caller of IWMWSYSQ
<b>Pointed to by:</b>	IWMWSYSQ Parameter List
<b>Serialization:</b>	None
<b>Function:</b>	Holds system-specific capacity information, returned by the IWMWSYSQ service.

## IWMWSYSI mapping

Table 132. Structure SYSI

Offset Dec	Offset Hex	Type	Len	Name(Dim)	Description
0	(0)	STRUCTURE	0	SYSI	System information area
0	(0)	CHARACTER	24	SYSI_HEADER	SYSI header section
0	(0)	CHARACTER	4	SYSI_ID	Acronym
4	(4)	BITSTRING	1	SYSI_VERSION	Version
5	(5)	CHARACTER	1	SYSI_FLAGS	flags
Bit definitions:					
		1... ....		SYSI_ZCBP	"X'80'" When bit is on system fields with zCBP and zAAP names contain data about zCBP processors.
6	(6)	CHARACTER	2	SYSI_RSV1	Reserved
8	(8)	SIGNED	2	SYSI_HEADER_SIZE	Size in bytes of header section
10	(A)	SIGNED	2	SYSI_SYSTEM_ENTRY_SIZE	Size in bytes of a system information entry (SYSI_Entry)
12	(C)	SIGNED	2	SYSI_MAX_ENTRIES	Maximum number of system entries allowed in this SYSI area
14	(E)	SIGNED	2	SYSI_INUSE_ENTRIES	Number of system entries in use (starting with 1st entry)
16	(10)	SIGNED	2	SYSI_CALLERSIMPORTANCE	0 = system or sysstc, 1-5 = wlm importance from policy 6 = discretionary. Field contains importance of the home AS when IWMWSYSQ was invoked. Field is only valid if capacity data for the local system is returned in the array.
18	(12)	SIGNED	2	SYSI_EXT_OFFSET	offset of extension data
20	(14)	CHARACTER	4	SYSI_RSV3	Reserved
24	(18)	CHARACTER	1	SYSI_ENTRIES(0)	Beginning of system entries
24	(18)	X'18'	0	SYSI_LEN	"*-SYSI"

Table 133. Structure SYSI\_ENTRY

Offset Dec	Offset Hex	Type	Len	Name(Dim)	Description
0	(0)	STRUCTURE	0	SYSI_ENTRY	System information entry
0	(0)	CHARACTER	8	SYSI_SYSNAME	System name
8	(8)	CHARACTER	4	SYSI_ENTRY_STATUS	System entry status
Bit definitions:					
		1... ....		SYSI_CAPACITY_INFO_UNAVAIL	"X'80'" System capacity information is unavailable. This bit is set when the IWMWSYSQ service is invoked before WLM can collect processor management data from the associated system. Caller should wait for a few minutes before retry

Table 133. Structure SYSI\_ENTRY (continued)

Offset Dec	Offset Hex	Type	Len	Name(Dim)	Description
		.1.. ....		SYSI_RESOURCE_CONSTRAINED	"X'40'" System is resource constrained due to the presence of one or more of the following conditions: 1. Below/fixed+DREF/real storage shortage exists 2. SQA storage shortage exists 3. High Common shortage exists 4. Aux storage shortage exists 5. Excessive aux paging condition exists 6. Excessive aux swapping condition exists 7. An internal policy reactivation is in progress due to an abend.
12	(C)	CHARACTER	104	SYSI_CAPACITY_INFO	System capacity section
12	(C)	CHARACTER	12	SYSI_SU_ENTRY	Array of 7 entries. The entries are indexed beginning with 1 so that the index matches the external Importance Level (1 to 5), discretionary (index 6), and unused (index 7) to which the entry pertains. Each entry contains number of CPU service units consumed on general purpose processors by work at the indexed Importance Level, and all lower Importance Levels (and unused). The last entry (index 7) contains unused service units
12	(C)	SIGNED	4	SYSI_SUM60	Number of service units consumed by work running on general purpose processors at this Importance Level, and all lower Importance Levels (and unused), summed over the last 60 seconds (1 minute)
16	(10)	SIGNED	4	SYSI_SUM180	Number of service units consumed by work running on general purpose processors at this Importance Level, and all lower Importance Levels (and unused), summed over the last 180 seconds (3 minutes)
20	(14)	SIGNED	4	SYSI_SUM600	Number of service units consumed by work running on general purpose processors at this Importance Level, and all lower Importance Levels (and unused), summed over the last 600 seconds (10 minutes)
96	(60)	SIGNED	4	SYSI_FREE_CSA	Free CSA (below the line) in bytes
100	(64)	SIGNED	4	SYSI_FREE_ECSEA	Free ECSEA in bytes
104	(68)	SIGNED	4	SYSI_CPU_UP	The speed of an individual CP on the system, in CPU service units per second, adjusted to compensate for MP effects. However, this value is not adjusted for possible LPAR overhead effects. Note: This field may be zero if the MVS release is prior to version HBB6603
108	(6C)	SIGNED	2	SYSI_ONLINE_CPU_COUNT	Total number of online CPUs, including zIIPs and zAAPs. Note: This field may be zero if the MVS release is prior to version HBB6603
110	(6E)	CHARACTER	6	SYSI_CAPACITY_RSV	Reserved
116	(74)	SIGNED	2	SYSI_TIME_TO_CAP	Estimated remaining time (in seconds) before the image will be capped
118	(76)	SIGNED	2	SYSI_TIME_TO_CAP_GROUP	Estimated remaining time (in seconds) before the group will be capped
120	(78)	BITSTRING	1	SYSI_BOOSTINFO	same as RMCTZ_BoostInfo
121	(79)	CHARACTER	7	SYSI_ENTRY_RSV	Reserved
121	(79)	X'80'	0	SYSI_ENTRY_LEN	"*-SYSI_ENTRY"



Table 134. Structure SYSI\_EXT

Offset Dec	Offset Hex	Type	Len	Name(Dim)	Description
0	(0)	STRUCTURE	0	SYSI_EXT	SYSI extension
0	(0)	CHARACTER	28	SYSI_EXT_HEADER	header information
0	(0)	CHARACTER	8	SYSI_EXT_ID	Acronym SYSI_EXT
8	(8)	BITSTRING	1	SYSI_EXT_VER	Version
9	(9)	CHARACTER	3	SYSI_EXT_RSV1	Reserved
12	(C)	SIGNED	2	SYSI_EXT_HEADER_SIZE	Size in bytes of this header section
14	(E)	SIGNED	2	SYSI_EXT_ENTRY_SIZE	Size in bytes of an extension entry
16	(10)	CHARACTER	12	SYSI_EXT_RSV2	Reserved
28	(1C)	CHARACTER	1	SYSI_EXT_ENTRIES(0)	Beginning of the ext entries
28	(1C)	X'1C'	0	SYSI_EXT_LEN	"*-SYSI_EXT"

Table 135. Structure SYSI\_EXT\_ENTRY

Offset Dec	Offset Hex	Type	Len	Name(Dim)	Description
0	(0)	STRUCTURE	0	SYSI_EXT_ENTRY	SYSI extension entry
0	(0)	CHARACTER	1	SYSI_EXT_FLAGS	System entry status
1	(1)	CHARACTER	3	SYSI_EXT_RSV3	reserved
4	(4)	CHARACTER	104	SYSI_EXT_PROC_INFO	Processor capacity section 4 entries for the individual processor types: index 1: general purpose processors index 2: zAAPs or zCBPs (depending on flag SYSI_zCBP) index 3: zIIPs index 4: reserved for future use
4	(4)	CHARACTER	12	SYSI_EXT_SU_ENTRY	Array of 8 entries. The entries are indexed with an origin of 0 so that the index matches the external Importance Level (1 to 5), discretionary (index 6) and unused (index 7) to which the entry pertains. Index 0 holds the total capacity Each entry contains the number of CPU service units consumed by work at the indexed Importance Level, and all lower Importance Levels (and unused). The last entry (index 7) contains unused service units
4	(4)	SIGNED	4	SYSI_EXT_SUM60	Number of service units consumed by work at this Importance Level, and all lower Importance Levels (and unused), summed over the last 60 seconds (1 minute)
8	(8)	SIGNED	4	SYSI_EXT_SUM180	Number of service units consumed by work at this Importance Level, and all lower Importance Levels (and unused), summed over the last 180 seconds (3 minutes)
12	(C)	SIGNED	4	SYSI_EXT_SUM600	Number of service units consumed by work at this Importance Level, and all lower Importance Levels (and unused), summed over the last 600 seconds (10 minutes)
100	(64)	SIGNED	2	SYSI_EXT_ONLINE_PRO_COUNT	Number of online processors of that type
102	(66)	CHARACTER	1	SYSI_EXT_PROC_FLAGS	Flags

Bit definitions:

1... ....

SYSI\_EXT\_PROC\_ENTRY\_UNAVAIL

Table 135. Structure SYSI\_EXT\_ENTRY (continued)

Offset Dec	Offset Hex	Type	Len	Name (Dim)	Description
		.111 1111		SYSI_EXT_RSV_FLAGS	"X'80'" Information is unavailable for this processor type. This bit is set for zAAP and zIIP Index when the system is running zOS R1.8 or older
103	(67)	CHARACTER	1	SYSI_EXT_PROC_RSV	"X'7F'" Reserved flags for future use
104	(68)	SIGNED	4	SYSI_EXT_PRO_NORMALIZATION	Reserved
					Normalization factor for this processor type. Multiply processor time by this value and divide by 256 to get the equivalent time on a CP. Set to 256 for regular CP
104	(68)	X'E8E2C9'	0	SYSI_ID_CONST	"C'SYSI'"
104	(68)	X'1'	0	SYSI_VERSION1	"1"
104	(68)	X'2'	0	SYSI_VERSION2	"2" 0W41245
104	(68)	X'3'	0	SYSI_VERSION3	"3" LZAAP3A
104	(68)	X'18'	0	SYSI_HEADERLEN	"24"
104	(68)	X'80'	0	SYSI_SYSTEM_ENTRYLEN	"128"
104	(68)	X'3'	0	SYSI_CURRENT_VER	"3"
104	(68)	X'20'	0	SYSI_MAX_#SYSTEMS	"32" Maximum number of systems allowed
104	(68)	X'44B4'	0	SYSI_MAX_LEN	"17588" Maximum SYSI size for the current release, may change from release to release
104	(68)	X'1'	0	SYSI_CPU_INDEX	"1"
104	(68)	X'2'	0	SYSI_ZAAP_INDEX	"2"
104	(68)	X'2'	0	SYSI_ZCBP_INDEX	"2"
104	(68)	X'3'	0	SYSI_ZIIP_INDEX	"3" index for SYSI_Processor_Info
104	(68)	X'E8E2C9'	0	SYSI_EXT_ID_CONST_0T03	"C'SYSI'" This is the first 4-byte segment of an 8-byte constant.
104	(68)	X'C5E7E3'	0	SYSI_EXT_ID_CONST_4T07	"C'_EXT'" This is the second 4-byte segment of an 8-byte constant.
104	(68)	X'1'	0	SYSI_EXT_VER1	"1"
104	(68)	X'1'	0	SYSI_EXT_CURR_VER	"1"
104	(68)	X'6C'	0	SYSI_EXT_ENTRY_LEN	"*-SYSI_EXT_ENTRY"

Table 136. Cross Reference for IWMWSYSI

Name	Offset	Hex	Tag
SYSI	0		
SYSI_BOOSTINFO	78		
SYSI_CALLERSIMPORTANCE	10		
SYSI_CAPACITY_INFO	C		
SYSI_CAPACITY_INFO_UNAVAIL	8		80
SYSI_CAPACITY_RSV	6E		
SYSI_CPU_INDEX	68		1
SYSI_CPU_UP	68		
SYSI_CURRENT_VER	68		3
SYSI_ENTRIES	18		
SYSI_ENTRY	0		

Table 136. Cross Reference for IWMWSYSI (continued)

Name	Offset	Hex Tag
SYSI_ENTRY_LEN	79	80
SYSI_ENTRY_RSV	79	
SYSI_ENTRY_STATUS	8	
SYSI_EXT	0	
SYSI_EXT_CURR_VER	68	1
SYSI_EXT_ENTRIES	1C	
SYSI_EXT_ENTRY	0	
SYSI_EXT_ENTRY_LEN	68	6C
SYSI_EXT_ENTRY_SIZE	E	
SYSI_EXT_FLAGS	0	
SYSI_EXT_HEADER	0	
SYSI_EXT_HEADER_SIZE	C	
SYSI_EXT_ID	0	
SYSI_EXT_ID_CONST_0T03	68	E8E2C9
SYSI_EXT_ID_CONST_4T07	68	C5E7E3
SYSI_EXT_LEN	1C	1C
SYSI_EXT_OFFSET	12	
SYSI_EXT_ONLINE_PRO_COUNT	64	
SYSI_EXT_PRO_NORMALIZATION	68	
SYSI_EXT_PROC_ENTRY_UNAVAIL	66	80
SYSI_EXT_PROC_FLAGS	66	
SYSI_EXT_PROC_INFO	4	
SYSI_EXT_PROC_RSV	67	
SYSI_EXT_RSV_FLAGS	66	7F
SYSI_EXT_RSV1	9	
SYSI_EXT_RSV2	10	
SYSI_EXT_RSV3	1	
SYSI_EXT_SU_ENTRY	4	
SYSI_EXT_SUM180	8	
SYSI_EXT_SUM60	4	
SYSI_EXT_SUM600	C	
SYSI_EXT_VER	8	
SYSI_EXT_VER1	68	1
SYSI_FLAGS	5	
SYSI_FREE_CSA	60	
SYSI_FREE_ECSEA	64	
SYSI_HEADER	0	
SYSI_HEADER_SIZE	8	
SYSI_HEADERLEN	68	18

Table 136. Cross Reference for IWMWSYSI (continued)

Name	Offset	Hex Tag
SYSI_ID	0	
SYSI_ID_CONST	68	E8E2C9
SYSI_INUSE_ENTRIES	E	
SYSI_LEN	18	18
SYSI_MAX_#SYSTEMS	68	20
SYSI_MAX_ENTRIES	C	
SYSI_MAX_LEN	68	44B4
SYSI_ONLINE_CPU_COUNT	6C	
SYSI_RESOURCE_CONSTRAINED	8	40
SYSI_RSV1	6	
SYSI_RSV3	14	
SYSI_SU_ENTRY	C	
SYSI_SUM180	10	
SYSI_SUM60	C	
SYSI_SUM600	14	
SYSI_SYSNAME	0	
SYSI_SYSTEM_ENTRY_SIZE	A	
SYSI_SYSTEM_ENTRYLEN	68	80
SYSI_TIME_TO_CAP	74	
SYSI_TIME_TO_CAP_GROUP	76	
SYSI_VERSION	4	
SYSI_VERSION1	68	1
SYSI_VERSION2	68	2
SYSI_VERSION3	68	3
SYSI_ZAAP_INDEX	68	2
SYSI_ZCBP	5	80
SYSI_ZCBP_INDEX	68	2
SYSI_ZIIP_INDEX	68	3

## IWMWSYSL information

### IWMWSYSL programming interface information

IWMWSYSL is a programming interface.

### IWMWSYSL heading information

**Common name:** Sysplex Query Response

**Macro ID:** IWMWSYSL

**DSECT name:** SYSL

**Owning component:** Workload Manager (SCWLM)

**Eye-catcher ID:** None

**Storage attributes:** Main Storage: NO  
Virtual Storage: YES  
Auxiliary Storage: YES  
Subpool: User assigned  
Key: 0-15  
Data Space: NO  
Residency: Anywhere

**Size:** See compiled/assembled listing  
SYSL -- X'0014' bytes

**Created by:** Caller of IWMSRLOC

**Pointed to by:** IWMSRLOC Parameter List

**Serialization:** None

**Function:** Holds sysplex query locations contained within a domain. Returned by IWMSRLOC service.

## IWMWSYSL mapping

Table 137. Structure SYSL

Offset Dec	Offset Hex	Type	Len	Name (Dim)	Description
0	(0)	STRUCTURE	0	SYSL	
0	(0)	CHARACTER	20	SYSL_INFO	Start of response information
0	(0)	CHARACTER	20	SYSL_INFO_ENTRY	
0	(0)	CHARACTER	18	SYSL_LOCATION	Location Name
18	(12)	CHARACTER	2		reserved
18	(12)	X'1'	0	SYSL_VERSION1	"1" Version 1
18	(12)	X'1'	0	SYSL_CURRENT_VER	"1" SYSL current version
18	(12)	X'14'	0	SYSL_LEN	"*-SYSL"

## IWMWSYSR information

### IWMWSYSR programming interface information

IWMWSYSR is a programming interface.

### IWMWSYSR heading information

**Common name:** Sysplex Router Response

**Macro ID:** IWMWSYSR

**DSECT name:** SYSR, SYSR\_EXT, and SYSR\_EXT\_ENTRY\_USERDATA, SYSR\_EXT2\_ENTRY\_HOST

**Owning component:** Workload Manager (SCWLM)

**Eye-catcher ID:** None

**Storage attributes:** Main Storage: NO  
Virtual Storage: YES  
Auxiliary Storage: YES  
Subpool: User assigned  
Key: 0-15  
Data Space: NO  
Residency: Anywhere

**Size:** See compiled/assembled listing  
SYSR -- X'0014' bytes  
SYSR\_EXT -- X'0018' bytes  
SYSR\_EXT\_ENTRY\_USERDATA -- X'0040' bytes  
SYSR\_EXT2\_ENTRY\_HOST -- X'0040' bytes

**Created by:** Caller of IWMSRSRS

**Pointed to by:** IWMSRSRS Parameter List

**Serialization:** None

**Function:** Holds sysplex router registered LU and weight information. Returned by IWMSRSRS service.

## IWMWSYSR mapping

Table 138. Structure SYSR

Offset Dec	Offset Hex	Type	Len	Name (Dim)	Description
0	(0)	STRUCTURE	0	SYSR	
0	(0)	CHARACTER	20	SYSR_INFO	Start of response information
0	(0)	CHARACTER	8	SYSR_NETID	Network id
8	(8)	CHARACTER	8	SYSR_LUNAME	Logical Unit Name
16	(10)	BITSTRING	1	SYSR_WEIGHT	server Weight
17	(11)	BITSTRING	1	SYSR_CPU_WEIGHT	CPU specific server weight
18	(12)	BITSTRING	1	SYSR_ZCBP_WEIGHT	zCBP specific server weight
18	(12)	BITSTRING	1	SYSR_ZAAP_WEIGHT	ZAAP specific server weight
19	(13)	BITSTRING	1	SYSR_ZIIP_WEIGHT	zIIP specific server weight
19	(13)	X'14'	0	SYSR_LEN	"*-SYSR"

Table 139. Structure SYSR\_EXT

Offset Dec	Offset Hex	Type	Len	Name (Dim)	Description
0	(0)	STRUCTURE	0	SYSR_EXT	
0	(0)	CHARACTER	24	SYSR_EXT_HEADER	Start of extension area. Extension header
0	(0)	SIGNED	2	SYSR_EXT_VERSION	Extension area version number
2	(2)	SIGNED	2	SYSR_EXT_SIZE	Size in bytes of the extension area including header and all entries
4	(4)	SIGNED	2	SYSR_EXT_HEADER_SIZE	Size in bytes of extension header
6	(6)	SIGNED	2	SYSR_EXT_ENTRY_COUNT	Number of extension entries in each data area
8	(8)	SIGNED	2	SYSR_EXT_ENTRY_USERDATA_OFFSET	Offset of the userdata section from the start of extension area
10	(A)	SIGNED	2	SYSR_EXT2_ENTRY_HOST_OFFSET	

Table 139. Structure SYSR\_EXT (continued)

Offset Dec	Offset Hex	Type	Len	Name (Dim)	Description
					Offset of the host section from the start of extension area
12	(C)	SIGNED	2	SYSR_EXT_ENTRY_RSV2_OFFSET	Offset of the rsv2 section from the start of extension area
14	(E)	SIGNED	2	SYSR_EXT_ENTRY_RSV3_OFFSET	Offset of the rsv3 section from the start of extension area
16	(10)	BITSTRING	1	SYSR_EXT_FLAGS	flags
Bit definitions:					
		1... ....		SYSR_EXT_ZCBP	"X'80'" When bit is on system fields with zCBP and zAAP names contain data about zCBP processors.
17	(11)	CHARACTER	7	SYSR_EXT_RSV	Reserved
24	(18)	CHARACTER	1	SYSR_EXT_ENTRIES(0)	Beginning of extension entries
24	(18)	X'18'	0	SYSR_EXT_LEN	"*-SYSR_EXT"

Table 140. Structure SYSR\_EXT\_ENTRY\_USERDATA

Offset Dec	Offset Hex	Type	Len	Name (Dim)	Description
0	(0)	STRUCTURE	0	SYSR_EXT_ENTRY_USERDATA	User data entry
0	(0)	CHARACTER	64	SYSR_EXT_USERDATA	User data. The format is undefined to MVS
0	(0)	X'40'	0	SYSR_EXT_ENTRY_USERDATA_LEN	"*-SYSR_EXT_ENTRY_USERDATA"

Table 141. Structure SYSR\_EXT2\_ENTRY\_HOST

Offset Dec	Offset Hex	Type	Len	Name (Dim)	Description
0	(0)	STRUCTURE	0	SYSR_EXT2_ENTRY_HOST	User data entry
0	(0)	CHARACTER	64	SYSR_EXT2_HOST	Host Name.
0	(0)	X'1'	0	SYSR_EXT_VERSION1	"1" Extension area version 1
0	(0)	X'2'	0	SYSR_EXT_VERSION2	"2" Extension area version 2
0	(0)	X'2'	0	SYSR_EXT_CURRENT_VER	"2" Extension area current version
0	(0)	X'40'	0	SYSR_EXT2_ENTRY_HOST_LEN	"*-SYSR_EXT2_ENTRY_HOST"

Table 142. Cross Reference for IWMWSYSR

Name	Offset	Hex	Tag
SYSR	0		
SYSR_CPU_WEIGHT	11		
SYSR_EXT	0		
SYSR_EXT_CURRENT_VER	0		2
SYSR_EXT_ENTRIES	18		
SYSR_EXT_ENTRY_COUNT	6		
SYSR_EXT_ENTRY_RSV2_OFFSET	C		
SYSR_EXT_ENTRY_RSV3_OFFSET	E		
SYSR_EXT_ENTRY_USERDATA	0		
SYSR_EXT_ENTRY_USERDATA_LEN	0		40

Table 142. Cross Reference for IWMWSYSR (continued)

Name	Offset	Hex Tag
SYSR_EXT_ENTRY_USERDATA_OFFSET	8	
SYSR_EXT_FLAGS	10	
SYSR_EXT_HEADER	0	
SYSR_EXT_HEADER_SIZE	4	
SYSR_EXT_LEN	18	18
SYSR_EXT_RSV	11	
SYSR_EXT_SIZE	2	
SYSR_EXT_USERDATA	0	
SYSR_EXT_VERSION	0	
SYSR_EXT_VERSION1	0	1
SYSR_EXT_VERSION2	0	2
SYSR_EXT_ZCBP	10	80
SYSR_EXT2_ENTRY_HOST	0	
SYSR_EXT2_ENTRY_HOST_LEN	0	40
SYSR_EXT2_ENTRY_HOST_OFFSET	A	
SYSR_EXT2_HOST	0	
SYSR_INFO	0	
SYSR_LEN	13	14
SYSR_LUNAME	8	
SYSR_NETID	0	
SYSR_WEIGHT	10	
SYSR_ZAAP_WEIGHT	12	
SYSR_ZCBP_WEIGHT	12	
SYSR_ZIIP_WEIGHT	13	

## IWMYCON information

### IWMYCON programming interface information

IWMYCON is a programming interface.

### IWMYCON heading information

<b>Common name:</b>	Constants for users of IWM services (includes Work Manager, Execution Delay, Policy Management and Workload Reporting Services)
<b>Macro ID:</b>	IWMYCON
<b>DSECT name:</b>	N/A
<b>Owning component:</b>	Workload Manager (SCWLM)
<b>Eye-catcher ID:</b>	NONE
<b>Storage attributes:</b>	Key: N/A FREQUENCY: N/A



**Size:** N/A  
**Created by:** N/A  
**Pointed to by:** N/A  
**Serialization:** N/A  
**Function:** Provides a list of constants for users of IWM services and exits.

## IWMYCON mapping

Table 143. Structure

Offset Dec	Offset Hex	Type	Len	Name (Dim)	Description
0	(0)	STRUCTURE	0		
0	(0)	X'0'	0	IWMRETCODEOK	"0" Success
0	(0)	X'4'	0	IWMRETCODEWARNING	"4" Warning
0	(0)	X'8'	0	IWMRETCODEINVOCERROR	"8" Invocation Error
0	(0)	X'C'	0	IWMRETCODEENVERROR	"12" Environmental Error
0	(0)	X'10'	0	IWMRETCODECOMPERROR	"16" Component Error
Reason Codes -- IwmRetCodeWarning (Note that the reason codes are of the form "xxxxYYYY" where "xxxx" is used to contain internal diagnostic information)					
0	(0)	BITSTRING	0	IWMRSNCODENOWLM	"X'00000401'" The system does not support WLM services
0	(0)	BITSTRING	0	IWMRSNCODENOMONENV	"X'00000402'" Monitoring token indicates that no monitoring environment exists
0	(0)	BITSTRING	0	IWMRSNCODEMONENVNOTALLOC	"X'00000403'" Monitoring token is not associated with an allocated monitoring environment owned by the current home address space
0	(0)	BITSTRING	0	IWMRSNCODECOMPATNOSYSEVENTRQD	"X'00000404'" System is in compatibility mode and NO SYSEVENT TRAXFRPT was requested, hence MVS did not receive the information
0	(0)	BITSTRING	0	IWMRSNCODEGOALNOMONENV	"X'00000405'" System is in goal mode but the input monitoring token indicates no monitoring environment was established, hence MVS did not receive the information.
0	(0)	BITSTRING	0	IWMRSNCODENOPARENV	"X'00000406'" Input parent monitor token indicates no parent monitoring environment was established. The input dependent monitoring environment is now related to the Home address space.
0	(0)	BITSTRING	0	IWMRSNCODERETURNCONT	"X'00000407'" Switch Return was from a monitoring environment with an outstanding continuation.
0	(0)	BITSTRING	0	IWMRSNCODEWORKNOTFOUND	"X'00000408'" NO work matching the input search criteria was found
0	(0)	BITSTRING	0	IWMRSNCODENOCONN	"X'00000409'" Connection token does not reflect a successful Connect.
0	(0)	BITSTRING	0	IWMRSNCODEOUTPUTAREATOOSMALL	"X'0000040A'" The output area is too small to contain all the available information.
0	(0)	BITSTRING	0	IWMRSNCODENOSERVERSREGISTERED	

Table 143. Structure (continued)

Offset Dec	Offset Hex	Type	Len	Name (Dim)	Description
					"X'0000040B'" No Logical Units have registered as a server. -@L3A
0	(0)	BITSTRING	0	IWMRSNCODEMONENVLACKSINFO	"X'0000040C'" Input monitoring environment does not contain the necessary information
0	(0)	BITSTRING	0	IWMRSNCODEICSDEFAULT	"X'0000040D'" The system default ICS is in effect
0	(0)	BITSTRING	0	IWMRSNCODEICSAREATOOSMALL	"X'0000040E'" ICS area specified on IWMRCOLL was too small to contain all of the ICS data
0	(0)	BITSTRING	0	IWMRSNCODESTATEINVDATARET	"X'0000040F'" Invalid state token supplied on IWMRCOLL. Data was returned.
0	(0)	BITSTRING	0	IWMRSNCODETKNNOMATCH	"X'00000410'" Input service class token does not reflect a service class in the current service policy
0	(0)	BITSTRING	0	IWMRSNCODEENCLACTIVE	"X'00000411'" Input enclave had SRBs scheduled or running, or one or more TCBs joined to the Enclave.
0	(0)	BITSTRING	0	IWMRSNCODECOMPATMODE	"X'00000412'" System is in compatibility mode, hence goals and importance are not available and so not factored into the output
0	(0)	BITSTRING	0	IWMRSNCODEIDSNOTMATCH	"X'00000413'" COND=YES was specified on a SERVD install request, but the base id passed did not match the base id of the SERVD on the WLM CDS
0	(0)	BITSTRING	0	IWMRSNCODENULLCDS	"X'00000414'" WLM CDS is empty
0	(0)	BITSTRING	0	IWMRSNCODEPOLICYACTINPROGRESS	"X'00000415'" Policy activation is in progress
0	(0)	BITSTRING	0	IWMRSNCODEPOLICYUNDEFINED	"X'00000416'" Policy to activate was not found in the service definition
0	(0)	BITSTRING	0	IWMRSNCODEBADSERVDE	"X'00000417'" Service definition extracted from WLM CDS has failed validation
0	(0)	BITSTRING	0	IWMRSNCODESERVERNOTREGISTERED	"X'00000418'" Server not registered
0	(0)	BITSTRING	0	IWMRSNCODESERVERALREADYREG	"X'00000419'" Server already registered
0	(0)	BITSTRING	0	IWMRSNCODENOPOLMGT	"X'0000041A'" Policy management services are not available on this release EQU X'0000041B' Reserved
0	(0)	BITSTRING	0	IWMRSNCODENOTENCLAVE	"X'0000041C'" Current dispatchable workunit is not associated with an Enclave
0	(0)	BITSTRING	0	IWMRSNCODEBADRESTKN	"X'0000041D'" Resource token is not valid
0	(0)	BITSTRING	0	IWMRSNCODENOIWMPMSCRSUBRECORD	"X'0000041E'" No IWMSVAEA subrecord exists in the WLM CDS. Renamed this equate to the next. OBSOLETE
0	(0)	BITSTRING	0	IWMRSNCODENOIWMSVAEASUBRECORD	"X'0000041E'" No IWMSVAEA subrecord exists in the WLM CDS. This equate should be used over the previous one since IWMPMSCR means nothing.
0	(0)	BITSTRING	0	IWMRSNCODEEXECENVCHANGED	"X'0000041F'" The execution environment has changed while the requested function is in progress

Table 143. Structure (continued)

Offset Dec	Offset Hex	Type	Len	Name (Dim)	Description
0	(0)	BITSTRING	0	IWMRSNCODESYSINFOINCOMPLETE	"X'00000420'" System capacity data for one or more systems running in goal mode is unavailable for an IWMWSYSQ invocation
0	(0)	BITSTRING	0	IWMRSNCODEUNKNOWNQUEUE	"X'00000421'" Queue deregistration could not find the queue to be deregistered
0	(0)	BITSTRING	0	IWMRSNCODENOIWMVSEASUBRECORD	"X'00000422'" No IWMVSEA subrecord exists in the WLM CDS.
0	(0)	BITSTRING	0	IWMRSNCODEDEFAULTPOLICY	"X'00000423'" The default policy is in effect
0	(0)	BITSTRING	0	IWMRSNCODESYSTEMIGNORED	"X'00000424'" The input SYSTEML= contained a system name(s) which was ignored by WLM.
0	(0)	BITSTRING	0	IWMRSNCODENOSCHENV	"X'00000425'" The system does not support scheduling environments services. This return code is only set when the MVS release is prior to OS/390 Release 4.
0	(0)	BITSTRING	0	IWMRSNCODESCHENVNOTFOUND	"X'00000426'" The scheduling environment specified by SCHENV does not exist.
0	(0)	BITSTRING	0	IWMRSNCODESCHENVNOTAVAILABLE	"X'00000427'" For the specified system (SYSTEM_NAME=), the scheduling environment contains resources that are not available. The specified system can not process the work.
0	(0)	BITSTRING	0	IWMRSNCODENOSCHENVDEFINED	"X'00000428'" No scheduling environments or resources are defined.
0	(0)	BITSTRING	0	IWMRSNCODERESOURCENOTFOUND	"X'00000429'" The specified resource name is not known to WLM.
0	(0)	BITSTRING	0	IWMRSNCODESCHENVNOSYSTEM	"X'0000042A'" The specified scheduling environment exists however the specified system is not known to WLM.
0	(0)	BITSTRING	0	IWMRSNCODENODATA	"X'0000042B'" WLM has no data to return (IWMBQRY).
0	(0)	BITSTRING	0	IWMRSNCODEETOKENNOMATCH	"X'0000042C'" No Enclave information matching the input Enclave token was found
0	(0)	BITSTRING	0	IWMRSNCODECONTINUERIP	"X'0000042D'" IWMBRIP data accepted, but continue searching the job queue.
0	(0)	BITSTRING	0	IWMRSNCODESERVERNOTFOUND	"X'0000042E'" Server not found
0	(0)	BITSTRING	0	IWMRSNCODESECONDARYWORKDELETED	"X'0000042F'" Unselected secondary work requests queued to this server task were deleted
0	(0)	BITSTRING	0	IWMRSNCODECNTLREGNOTREG	"X'00000430'" Control region was not registered
0	(0)	BITSTRING	0	IWMRSNCODEACTIVESERVERS	"X'00000431'" Active servers were encountered while shutting down OE servers.
0	(0)	BITSTRING	0	IWMRSNCODEUNKNOWNEXPORTTOKEN	"X'00000432'" No enclave matching the export token was found
0	(0)	BITSTRING	0	IWMRSNCODEENCALREADYEXPORTED	

Table 143. Structure (continued)

Offset Dec	Offset Hex	Type	Len	Name (Dim)	Description
					"X'00000433'" The enclave was exported by another system. It cannot be exported again by this system.
0	(0)	BITSTRING	0	IWMRSNCODEBADENTRYVERSION	"X'00000434'" Unable to write LPAR cache entry due to bad version number compare.
0	(0)	BITSTRING	0	IWMRSNCODENOCACHEENTRY	"X'00000435'" No LPAR cache entry for read request.
0	(0)	BITSTRING	0	IWMRSNCODEBADBUFSIZE	"X'00000436'" Bad LPAR cache entry buffer size.
0	(0)	BITSTRING	0	IWMRSNCODEINVALIDSWITCHTOKEN	"X'00000437'" The switch that the input Token Ned represents is not currently having its timestamp information maintained by WLM
0	(0)	BITSTRING	0	IWMRSNCODEINCOMPLETEOUTPUTDATA	"X'00000438'" The DCMDT output area has not been initialized.
0	(0)	BITSTRING	0	IWMRSNCODENOAFFINITYFOUND	"X'00000439'" No temporal affinity found
0	(0)	BITSTRING	0	IWMRSNCODEREGIONNOTFOUND	"X'0000043A'" Region not found
0	(0)	BITSTRING	0	IWMRSNCODEISQUIESCED	"X'0000043B'" Reset not allowed for implicitly quiesced enclave.
0	(0)	BITSTRING	0	IWMRSNCODEISRESET	"X'0000043C'" Enclave is reset to another service class or reset quiesced.
0	(0)	BITSTRING	0	IWMRSNCODENOTCONFIGURED	"X'0000043D'" There are no SUP processors configured but projected is enabled
0	(0)	BITSTRING	0	IWMRSNCODECPUDATAONLY	"X'0000043E'" There are pre-V1R9 systems in sysplex. Only CPU data is returned.
0	(0)	BITSTRING	0	IWMRSNCODENOPROJECTION	"X'0000043F'" There are no SUP processors configured and projected is disabled
0	(0)	BITSTRING	0	IWMRSNCODENOTALLSERVERSPRESENT	"X'00000440'" Not all address spaces defined by the STOKEN list exist. Applies to STARTSRVCOLLECTION and GETSRVDATA requests.
0	(0)	BITSTRING	0	IWMRSNCODETOOMANYMSGCORRS	"X'00000441'" Too many message correlators provided
0	(0)	BITSTRING	0	IWMRSNCODECORRELATORUNKNOWN	"X'00000442'" The provided correlator is not known
0	(0)	BITSTRING	0	IWMRSNCODETOOMANYMSGSENT	"X'00000443'" Too many messages sent
0	(0)	BITSTRING	0	IWMRSNCODETOOMANYMSGRECEIVED	"X'00000444'" Too many messages received
0	(0)	BITSTRING	0	IWMRSNCODEARRTIMEGTSTARTTIME	"X'00000445'" The specified arrival time is greater than the current time
0	(0)	BITSTRING	0	IWMRSNCODECORRFROMOTHERDOMAIN	"X'00000446'" A correlator from another EWLM domain has been provided
0	(0)	BITSTRING	0	IWMRSNCODEREQUESTLISTENTRYWARNING	

Table 143. Structure (continued)

Offset Dec	Offset Hex	Type	Len	Name(Dim)	Description
					"X'00000447'" The processing of at least one of the request list entries has caused a warning
0	(0)	BITSTRING	0	IWMRSNCODEPOSSIBLEDEADLOCK	"X'00000448'" The specified chronic resource contention may have caused a deadlock
0	(0)	BITSTRING	0	IWMRSNCODEWDELETED	"X'00000449'" enclave was deleted and one or several associated work-dependent enclaves were physically deleted.
0	(0)	BITSTRING	0	IWMRSNCODEACTIVEWDELETED	"X'0000044A'" enclave was deleted while it had one or several TCBs joined or SRBs scheduled/running. additionally, one or several associated work-dependent enclaves were physically deleted.
0	(0)	BITSTRING	0	IWMRSNCODEAWDELETED	"X'0000044B'" enclave was deleted and one or several associated work-dependent enclaves were physically deleted. one or several physically deleted work-dependent enclaves had TCBs joined or SRBs scheduled/running.
0	(0)	BITSTRING	0	IWMRSNCODEACTIVEAWDELETED	"X'0000044C'" enclave was deleted and one or several associated work-dependent enclaves were physically deleted. the enclave itself and one or several physically deleted work-dependent enclaves had TCBs joined or SRBs scheduled/running.
0	(0)	BITSTRING	0	IWMRSNCODEXMSonosubtasks	"X'0000044D'" For IWMEJOIN: IWMEJOIN requesting SUBTASKS=YES was issued with the primary address space not equal to the home address space. No processing of subtasks was done. The rest of Join processing completed successfully. For IWMELEAV: The corresponding IWMEJOIN requested SUBTASKS=YES but IWMELEAV was issued with the primary address space not equal to the home address space. No processing of subtasks was done. The Leave processing completed successfully because the current dispatchable work unit does not have residual subtasks propagated to the enclave which are still associated with the enclave.
0	(0)	BITSTRING	0	IWMRSNCODENewServcls	"X'0000044E'" Input service class token is not valid. A new one has been assigned and returned in SERVCLS (if specified).
0	(0)	BITSTRING	0	IWMRSNCODESTOREDUPCOMINGJOBS	"X'0000044F'" Information about upcoming jobs has been stored. No system was selected.
Reason Codes -- IwmRetCodeInvocError (Note that the reason codes are of the form "xxxxYYYY" where "xxxx" is used to contain internal diagnostic information) Note: Some of the reason codes below for invocation validation checks (such as the one for disabled callers) may not be returned. Instead an ABEND may occur. This is dependent on the state of the system at the time that the service is invoked.					
0	(0)	BITSTRING	0	IWMRSNCODESRBMODE	"X'00000801'" Caller is in SRB mode

Table 143. Structure (continued)

Offset Dec	Offset Hex	Type	Len	Name (Dim)	Description
0	(0)	BITSTRING	0	IWMRSNCODEXMEMUSERKEYTKN	"X'00000802'" Caller is in Cross Memory mode while the token was requested in a user key
0	(0)	BITSTRING	0	IWMRSNCODEDISABLED	"X'00000803'" Caller is disabled
0	(0)	BITSTRING	0	IWMRSNCODELOCKED	"X'00000804'" Caller is locked
0	(0)	BITSTRING	0	IWMRSNCODEMONENVSWITCHCONT	"X'00000805'" Input monitor token reflects a switch continuation
0	(0)	BITSTRING	0	IWMRSNCODEMONENVPARENT	"X'00000806'" Input monitor token reflects a continuation to a dependent monitoring environment
0	(0)	BITSTRING	0	IWMRSNCODEBADSTOKEN	"X'00000807'" Bad STOKEN passed
0	(0)	BITSTRING	0	IWMRSNCODEMONENVDEPCONT	"X'00000808'" Input monitor token reflects a continuation from a parent monitoring environment
0	(0)	BITSTRING	0	IWMRSNCODESRBUSERKEYTKN	"X'00000809'" Caller is in SRB mode, while the token was obtained in user key (8-F)
0	(0)	BITSTRING	0	IWMRSNCODETCBNOTOWNERUSERKEYTKN	"X'0000080A'" Current TCB is not the owner, while the token was obtained in a user key (8-F).
0	(0)	BITSTRING	0	IWMRSNCODEBADPL	"X'0000080B'" Error accessing parameter list
0	(0)	BITSTRING	0	IWMRSNCODEMONENVLACKSDATA	"X'0000080C'" Input monitoring environment does not contain the necessary information
0	(0)	BITSTRING	0	IWMRSNCODEBADSERVCLS	"X'0000080D'" Input service class is not valid
0	(0)	BITSTRING	0	IWMRSNCODEARRTIMEGTENDTIME	"X'0000080E'" Input arrival time later than current time
0	(0)	BITSTRING	0	IWMRSNCODENOUSERKEYNTFY	"X'0000080F'" User key routine not allowed to issue Notify
0	(0)	BITSTRING	0	IWMRSNCODEEUTFRR	"X'00000810'" Caller has EUT FRR established
0	(0)	BITSTRING	0	IWMRSNCODENOUSERKEYRPT	"X'00000811'" User key routine not allowed to issue Report
0	(0)	BITSTRING	0	IWMRSNCODEBADASCB	"X'00000812'" Bad ASCB address passed
0	(0)	BITSTRING	0	IWMRSNCODEUSERKEYNOMONTKN	"X'00000813'" User key caller with no monitoring token supplied
0	(0)	BITSTRING	0	IWMRSNCODEUSERKEYWRONGPRIM	"X'00000814'" User key caller entered with primary different from home (P!=H)
0	(0)	BITSTRING	0	IWMRSNCODEUSERKEYWRONGSERVER	"X'00000815'" User key caller entered with input SERVER ASCB NOT equal to current home
0	(0)	BITSTRING	0	IWMRSNCODEDEPCONTEXTISTS	"X'00000816'" Dependent monitoring environment is already associated with a work request.
0	(0)	BITSTRING	0	IWMRSNCODEPARENVWORKRQSTABSENT	"X'00000817'" Parent monitoring environment is NOT associated with a work request.
0	(0)	BITSTRING	0	IWMRSNCODEBOTHENVSAMETCB	"X'00000818'" Dependent monitoring environment is associated with the same TCB as the parent monitoring environment.

Table 143. Structure (continued)

Offset Dec	Offset Hex	Type	Len	Name (Dim)	Description
0	(0)	BITSTRING	0	IWMRSNCODETCBALREADYASSOC	"X'00000819'" Dependent monitoring environment is associated with the same TCB as another dependent monitoring environment with the same parent.
0	(0)	BITSTRING	0	IWMRSNCODECALLERNOTAUTHDEPENV	"X'0000081A'" Caller is not authorized to update the dependent monitoring environment
0	(0)	BITSTRING	0	IWMRSNCODECALLERNOTAUTHPENV	"X'0000081B'" Caller is not authorized to update the parent monitoring environment
0	(0)	BITSTRING	0	IWMRSNCODECONTEXISTS	"X'0000081C'" Outstanding continuation exists.
0	(0)	BITSTRING	0	IWMRSNCODEBADELT	"X'0000081D'" Data within an element was inaccessible
0	(0)	BITSTRING	0	IWMRSNCODEBADLU62TKNLEN	"X'0000081E'" The length byte of the LU62 token has an invalid value. Only values 1-36 (decimal) are valid.
0	(0)	BITSTRING	0	IWMRSNCODENORELATE	"X'0000081F'" NO Parent environment exists since Relate Function(Continue) has not been performed or has not been performed subsequent to a Relate Function(Delete).
0	(0)	BITSTRING	0	IWMRSNCODEBADMONENV	"X'00000820'" Input monitoring environment does not pass short form validity checking
0	(0)	BITSTRING	0	IWMRSNCODEBADCONN	"X'00000821'" Input connect token does not pass validity checking
0	(0)	BITSTRING	0	IWMRSNCODEBADPENV	"X'00000822'" Input parent monitoring environment does not pass short form validity checking
0	(0)	BITSTRING	0	IWMRSNCODEDATOFF	"X'00000823'" Caller invoked service while DATOFF
0	(0)	BITSTRING	0	IWMRSNCODEAMODE24	"X'00000824'" Caller invoked service but was in 24 bit addressing mode.
0	(0)	BITSTRING	0	IWMRSNCODEASCMDENOTPRIMARY	"X'00000825'" Caller invoked service but was not DAT on Primary ASC mode.
0	(0)	BITSTRING	0	IWMRSNCODETASKTERM	"X'00000826'" Caller invoked service while task termination is in progress for the current TCB.
0	(0)	BITSTRING	0	IWMRSNCODERSVDNOT0	"X'00000827'" Reserved field in parameter list was non-zero
0	(0)	BITSTRING	0	IWMRSNCODEBADVERSION	"X'00000828'" Version number in parameter list or version length field is not valid
0	(0)	BITSTRING	0	IWMRSNCODEBADOPTIONS	"X'00000829'" Parameter list omits required parameters or supplies mutually exclusive parameters or provides data associated with options not selected.
0	(0)	BITSTRING	0	IWMRSNCODEMONENVRELATED	"X'0000082A'" Input monitor token is related to a parent monitoring environment
0	(0)	BITSTRING	0	IWMRSNCODEBAD#INSTANCES	"X'0000082B'" #INSTANCES variable is not a positive value.

Table 143. Structure (continued)

Offset Dec	Offset Hex	Type	Len	Name (Dim)	Description
0	(0)	BITSTRING	0	IWMRSNCODEBADNUMBERASCB	"X'0000082C'" NUMBERASCB variable is not a positive value.
0	(0)	BITSTRING	0	IWMRSNCODEEXSTTIMEGTENDTIME	"X'0000082D'" Execution start time is greater than execution end time
0	(0)	BITSTRING	0	IWMRSNCODECONNECTEXISTS	"X'0000082E'" Connect has already been established for the current home address space.
0	(0)	BITSTRING	0	IWMRSNCODEWRONGHOME	"X'0000082F'" Caller invoked the service from the wrong home address space.
0	(0)	BITSTRING	0	IWMRSNCODEBADALET	"X'00000830'" Caller invoked the service but the alet used to address the parameter(s) is incorrect
0	(0)	BITSTRING	0	IWMRSNCODECOLLSUSPENDED	"X'00000831'" Workload reporting is suspended. No data is returned.
0	(0)	BITSTRING	0	IWMRSNCODESTATEINVNODATARET	"X'00000832'" Invalid state token supplied on IWMRCOLL. No data was returned.
0	(0)	BITSTRING	0	IWMRSNCODENOTINCOMPATMODE	"X'00000833'" ICS information was requested but the system is not in compatibility mode
0	(0)	BITSTRING	0	IWMRSNCODEBADICSALET	"X'00000835'" Caller invoked the service but the alet used to address the ICS storage area is incorrect
0	(0)	BITSTRING	0	IWMRSNCODEMAXENCLAVE	"X'00000836'" Enclave could not be created because the Enclave limit has been reached.
0	(0)	BITSTRING	0	IWMRSNCODEUSERKEYCONNTKN	"X'00000837'" Input connect token is associated with a user key.
0	(0)	BITSTRING	0	IWMRSNCODECLSFYAREATOOBIG	"X'00000838'" Input area associated with classification information is larger than supported
0	(0)	BITSTRING	0	IWMRSNCODECLSFYPLTOOSMALL	"X'00000839'" Input Classify parameter list is too small
0	(0)	BITSTRING	0	IWMRSNCODEBADENCLAVE	"X'0000083A'" Enclave token does not pass verification
0	(0)	BITSTRING	0	IWMRSNCODEHOMENOTOWNCONN	"X'0000083B'" Home address space does not own the passed connect token
0	(0)	BITSTRING	0	IWMRSNMISSINGACRO	"X'0000083C'" Required acronym missing from parameter list.
0	(0)	BITSTRING	0	IWMRSNCODEBADSERVDI	"X'0000083D'" Caller has passed a service definition that failed validation
0	(0)	BITSTRING	0	IWMRSNCODELEVELMISMATCH	"X'0000083E'" Caller has passed a service definition where the functionality levels for SVDEF/SVDCR/SVNPA did not match. For example SVDEFLVL was SVDEF_LEVEL001 and SVDCRLVL/SVNPALVL were at LEVEL002 level.
0	(0)	BITSTRING	0	IWMRSNCODEPRIMARYNOTOWNCONN	"X'0000083F'" Current primary address space does not own the passed connect token
0	(0)	BITSTRING	0	IWMRSNCODESERVICENOTENABLED	"X'00000840'" Caller's space connection is not enabled for the requested service



Table 143. Structure (continued)

Offset Dec	Offset Hex	Type	Len	Name (Dim)	Description
0	(0)	BITSTRING	0	IWMRSNCODEXMEMMODE	"X'00000841'" Caller is in Cross Memory mode
0	(0)	BITSTRING	0	IWMRSNCODENOWLMCONNECT	"X'00000842'" Caller's space is not connected to WLM
0	(0)	BITSTRING	0	IWMRSNCODESELECTINPROGRESS	"X'00000843'" Select work is in progress in caller's address space
0	(0)	BITSTRING	0	IWMRSNCODEBADMONTKN_LISTLEN	"X'00000844'" The storage area length specified on the MONTKN_LISTLEN parameter is not large enough to contain the data being Returned. No data is returned
0	(0)	BITSTRING	0	IWMRSNCODEWRONGENCLAVE	"X'00000845'" Current dispatchable workunit is not associated with the input Enclave
0	(0)	BITSTRING	0	IWMRSNCODENOUSERKEYREG	"X'00000846'" User key routine not allowed to issue Resource Registration
0	(0)	BITSTRING	0	IWMRSNCODEOTHERSPACECONNECTED	"X'00000847'" Another address space with the same subsystem type and name is connected to the WLM queue manager.
0	(0)	BITSTRING	0	IWMRSNCODEBADWORKUNITTOKEN	"X'00000848'" The work unit token is not valid.
0	(0)	BITSTRING	0	IWMRSNCODEWLMSEVBADAPPL	"X'00000849'" For a WLM started server, the APPL= is not the one used by WLM to start the server.
0	(0)	BITSTRING	0	IWMRSNCODEWLMSEVBADSSN	"X'0000084A'" For a WLM started server, the SUBSYSNM= is not the one used by WLM to start the server.
0	(0)	BITSTRING	0	IWMRSNCODEWLMSEVBADSST	"X'0000084B'" For a WLM started server, the SUBSYS= is not the one used by WLM to start the server. EQU X'0000084C' Reserved
0	(0)	BITSTRING	0	IWMRSNCODENOTAUTHCONNECT	"X'0000084D'" The caller must be supervisor state or have PSW key mask 0-7 authority to connect to or disconnect from the requested WLM services.
0	(0)	BITSTRING	0	IWMRSNCODEWLMSEVBADTYPE	"X'0000084E'" For a WLM started server, the SERVER_TYPE= is not the one used to start the server
0	(0)	BITSTRING	0	IWMRSNCODEWRONGEXECTOKEN	"X'0000084F'" Current dispatchable workunit is not associated with the input execution unit token
0	(0)	BITSTRING	0	IWMRSNCODEBEGINENVOUTSTANDING	"X'00000850'" Current dispatchable workunit is already operating under an outstanding Begin environment
0	(0)	BITSTRING	0	IWMRSNCODESECENVOUTSTANDING	"X'00000851'" Current dispatchable workunit is already operating under an outstanding security environment
0	(0)	BITSTRING	0	IWMRSNCODEEXECTOKENNOTCORRECT	"X'00000852'" The execution unit token does not identify a previously selected work unit

Table 143. Structure (continued)

Offset Dec	Offset Hex	Type	Len	Name (Dim)	Description
0	(0)	BITSTRING	0	IWMRSNCODEWLMQMBADTYPE	"X'00000853'" There is a queue manager/router environment of the specified subsystem type and name, but it is a different type than specified by the caller.
0	(0)	BITSTRING	0	IWMRSNCODETOOMANYSELECT	"X'00000854'" The caller is attempting to select more work units than allowed by the value specified on PARALLEL_EU when the server connected to WLM.
0	(0)	BITSTRING	0	IWMRSNCODEBADNUMEUMAX	"X'00000855'" PARALLEL_EU variable is greater than the maximum of 65534
0	(0)	BITSTRING	0	IWMRSNCODEBADNUMEUMIN	"X'00000856'" PARALLEL_EU variable is less than the minimum of 1
0	(0)	BITSTRING	0	IWMRSNCODEALREADYINENCLAVE	"X'00000857'" Current dispatchable workunit is already in an Enclave
0	(0)	BITSTRING	0	IWMRSNCODENOTEJOINEDTCB	"X'00000858'" Current TCB did not issue Enclave Join, but only inherited Enclave attribute from mother TCB
0	(0)	BITSTRING	0	IWMRSNCODEENCLAVESUBTASKEXISTS	"X'00000859'" Current TCB has residual subtasks propagated to the Enclave which are still associated with the Enclave. For IWM4STEN: The operation (IWM4STBG) that associated this work unit with the Enclave did not specify SUBTASKS=YES. For IWMELEAV: Either the join (IWMEJOIN) of this work unit to the enclave did not specify SUBTASKS=YES or the join (IWMEJOIN) of this work unit to the enclave did specify SUBTASKS=YES, but the IWMELEAV invocation was not made with PASN=HASN
0	(0)	BITSTRING	0	IWMRSNCODESELECTEDWORKACTIVE	"X'0000085A'" The selected work element associated with the input execution unit token is already in execution
0	(0)	BITSTRING	0	IWMRSNCODENOSERVDAREA	"X'0000085B'" Caller invoked service without a required SERVD area or the SERVD area address is 0
0	(0)	BITSTRING	0	IWMRSNCODEZEROANSAREA	"X'0000085B'" Caller invoked the service with an address of zero for parameter ANSAREA
0	(0)	BITSTRING	0	IWMRSNCODEWRONGNUMEU	"X'0000085C'" Caller invoked service with a PARALLEU_EU value which is different from the PARALLEL_EU of existing servers in the application environment
0	(0)	BITSTRING	0	IWMRSNCODEMONENVNOTHOME	"X'0000085D'" The input monitoring environment is related to an address space other than home
0	(0)	BITSTRING	0	IWMRSNCODEBADNUMSYS	"X'0000085E'" The value for NUMSYS was less than 1 or greater than 32.
0	(0)	BITSTRING	0	IWMRSNCODEBADSYSTEML	"X'0000085F'" Error accessing system list storage.
0	(0)	BITSTRING	0	IWMRSNCODENOSYSTEML	"X'00000860'" System list did not contain any valid system names.
0	(0)	BITSTRING	0	IWMRSNCODEQUEUENOTDEFINED	"X'00000861'" Input queue (QTOKEN=) is not defined to WLM.

Table 143. Structure (continued)

Offset Dec	Offset Hex	Type	Len	Name (Dim)	Description
0	(0)	BITSTRING	0	IWMRSNCODENOPRIORSELECT	"X'00000862'" Caller has not previously selected work using IWMSEL.
0	(0)	BITSTRING	0	IWMRSNCODENOEXECENV	"X'00000863'" Caller has not established an execution environment using IWMSTBGN.
0	(0)	BITSTRING	0	IWMRSNCODESECONDARYWORKEXISTS	"X'00000864'" There are secondary work requests queued to this server task.
0	(0)	BITSTRING	0	IWMRSNCODEROUTINGTABLEEXISTS	"X'00000865'" The sysplex routing table already exists.
0	(0)	BITSTRING	0	IWMRSNCODEDUPLICATECTLREG	"X'00000866'" Control region triplet is already in use on system
0	(0)	BITSTRING	0	IWMRSNCODECNTLREGALREADYREG	"X'00000867'" Address space has already registered as a control region
0	(0)	BITSTRING	0	IWMRSNCODEMAXCNTLREGEXCEED	"X'00000868'" Maximum number of control regions per system has been reached
0	(0)	BITSTRING	0	IWMRSNCODESYSTYPENOTREG	"X'00000869'" Subsystem type was not registered for control region routing
0	(0)	BITSTRING	0	IWMRSNCODEGROUPNOTREG	"X'0000086A'" Group was not registered for control region routing for this subsystem
0	(0)	BITSTRING	0	IWMRSNCODENOCNTLREG	"X'0000086B'" No control region was registered for the group
0	(0)	BITSTRING	0	IWMRSNCODENOCRROUTETABLE	"X'0000086C'" No routing table is available
0	(0)	BITSTRING	0	IWMRSNCODENOCRGROUPS	"X'0000086D'" No groups found for subsystem
0	(0)	BITSTRING	0	IWMRSNCODENOTCNTLREG	"X'0000086E'" Service was invoked by caller who is not a registered control region
0	(0)	BITSTRING	0	IWMRSNCODEINVALIDSHUTDOWN	"X'0000086F'" Invalid shutdown function specified
0	(0)	BITSTRING	0	IWMRSNCODEBADEXPORTTOKEN	"X'00000870'" The export token is not validly formatted
0	(0)	BITSTRING	0	IWMRSNCODEIDNOTEXPORTORIMPORT	"X'00000871'" The primary address space did not export or import the enclave so it cannot undo the export or import
0	(0)	BITSTRING	0	IWMRSNCODEFOREIGNENCLAVE	"X'00000872'" The requested service is not supported for a foreign enclave
0	(0)	BITSTRING	0	IWMRSNCODEWRONGSRVLMT	"X'00000873'" Caller invoked service with a SERVER_LIMIT value which is different from the SERVER_LIMIT of existing servers in the application environment
0	(0)	BITSTRING	0	IWMRSNCODEWRONGMNGTSK	"X'00000874'" Caller invoked service with a MANAGE_TASKS flag which is different from the MANAGE_TASKS of existing servers in the application environment
0	(0)	BITSTRING	0	IWMRSNCODETKNINDMSMCH	"X'00000875'" The supplied NED Token and NED index do not refer to the same subsystem

Table 143. Structure (continued)

Offset Dec	Offset Hex	Type	Len	Name (Dim)	Description
0	(0)	BITSTRING	0	IWMRSNCODENOCPUONLINE	"X'00000876'" All the supplied CPUs are currently brought off-line by operator
0	(0)	BITSTRING	0	IWMRSNCODEDCMNOTINITIALIZED	"X'00000877'" Dynamic CHPid Management is not ready to accept calls to C4CPY, C4DEL, C4TMP or C4PIV. (The XDE does not exist)
0	(0)	BITSTRING	0	IWMRSNCODEBADNUMLIMITMAX	"X'00000878'" Server_Limit is greater than 65534
0	(0)	BITSTRING	0	IWMRSNCODEBADNUMLIMITMIN	"X'00000879'" Server_Limit is smaller than PARALLE_EU
0	(0)	BITSTRING	0	IWMRSNCODENOQSERVER	"X'0000087A'" Using these parameters requires to specify SERVER_TYPE(Queue)
0	(0)	BITSTRING	0	IWMRSNCODEUNEXPECTEDCALL	"X'0000087B'" The call of IWMSINF is not allowed when MANAGE_TASKS is NO
0	(0)	BITSTRING	0	IWMRSNCODEWRONGAELIMITS	"X'0000087C'" Appl. Env. Limits don't match definitions of running servers
0	(0)	BITSTRING	0	IWMRSNCODEBADNUMAESRVMAX	"X'0000087D'" Appl. Env. Limit: AEServerMax is smaller than parallel_eu
0	(0)	BITSTRING	0	IWMRSNCODEROMONENV	"X'0000087E'" Appl. Contexts: Input monitoring environment is report only
0	(0)	BITSTRING	0	IWMRSNCODEROPARENV	"X'0000087F'" Appl. Contexts: Input parent monitoring environment is report only
0	(0)	BITSTRING	0	IWMRSNCODEBADREGTOKEN	"X'00000880'" Register token does not pass verification
0	(0)	BITSTRING	0	IWMRSNCODEENCLAVEPREVIOUSLYDELETED	"X'00000881'" The enclave was already deleted before, but physical deletion is delayed due to outstanding deregistration.
0	(0)	BITSTRING	0	IWMRSNCODETOOMANYREGISTRATIONS	"X'00000882'" The internal registration limit was reached
0	(0)	BITSTRING	0	IWMRSNCODEMONENVASSOCIATE	"X'00000883'" Appl. Contexts: Input monitoring environment is associated
0	(0)	BITSTRING	0	IWMRSNCODEENCLAVEDEFEX	"X'00000884'" Appl. Contexts: Enclave is marked Execution Start deferred
0	(0)	BITSTRING	0	IWMRSNCODEDEPENDENTENCLAVE	"X'00000885'" Reset not allowed for dependent enclave
0	(0)	BITSTRING	0	IWMRSNCODEBADREQUESTCODE	"X'00000886'" Invalid request code specified in topology request
0	(0)	BITSTRING	0	IWMRSNCODEBADENTITYTYPE	"X'00000887'" Invalid entity type specified in topology request
0	(0)	BITSTRING	0	IWMRSNCODEBADREQUESTLIST	"X'00000888'" The topology request list has invalid entries
0	(0)	BITSTRING	0	IWMRSNCODEBADRESOURCELEN	"X'00000889'" The resource identifier is too long, negative, or 0
0	(0)	BITSTRING	0	IWMRSNCODEBADENTITYID	"X'0000088A'" Invalid entity id specified in topology request
0	(0)	BITSTRING	0	IWMRSNCODEBADTCB	"X'0000088B'" The specified TCB address does not pass verification
0	(0)	BITSTRING	0	IWMRSNCODEBADREQUESTLISTVERSION	"X'0000088C'" The topology request list version is incorrect

Table 143. Structure (continued)

Offset Dec	Offset Hex	Type	Len	Name (Dim)	Description
0	(0)	BITSTRING	0	IWMRSNCODEBADREQUESTLISTLENGTH	"X'0000088D'" The topology request list length is incorrect
0	(0)	BITSTRING	0	IWMRSNCODEWLMSERVBADSSND	"X'0000088E'" For a WLM started server, the NODENM= is not the one used by WLM to start the server.
0	(0)	BITSTRING	0	IWMRSNCODEAPPLNOTSSN	"X'0000088F'" The APPLENV is not defined for the subsystem node specified
0	(0)	BITSTRING	0	IWMRSNCODEAPPLENVEXISTS	"X'00000890'" The application environment is already defined
0	(0)	BITSTRING	0	IWMRSNCODEAPPLENVNOTFOUND	"X'00000891'" The application environment could not be found
0	(0)	BITSTRING	0	IWMRSNCODEEWLMCORRNOTALLOWED	"X'00000892'" It is not allowed to pass a correlator to the service
0	(0)	BITSTRING	0	IWMRSNCODEMISSINGEWLMCORR	"X'00000893'" It is not allowed to invoke the service without passing a correlator
0	(0)	BITSTRING	0	IWMRSNCODEINVALIDEWLMCORR	"X'00000894'" The correlator passed to this service is invalid
0	(0)	BITSTRING	0	IWMRSNCODEEWLMSERVNOTENABLED	"X'00000895'" The service is not enabled since the caller connected with EWLM=NO
0	(0)	BITSTRING	0	IWMRSNCODEBADWORKREQHANDLE	"X'00000896'" The passed work request handle is invalid
0	(0)	BITSTRING	0	IWMRSNCODETRANSTATUSINVALID	"X'00000897'" The passed transaction status on IWMESTOP is not valid
0	(0)	BITSTRING	0	IWMRSNCODEBADBLOCKHANDLE	"X'00000898'" The passed block handle on IWMEUBLK is not valid
0	(0)	BITSTRING	0	IWMRSNCODEROUTINGTABLENOTFOUND	"X'00000899'" Routing table has not been built and cannot be detached
0	(0)	BITSTRING	0	IWMRSNCODEWRONGTASK	"X'0000089A'" Routing subtask must be detached by the attaching task
0	(0)	BITSTRING	0	IWMRSNCODEDUPLICATEREQUEST	"X'0000089B'" Only one routing table subtask is allowed per address space
0	(0)	BITSTRING	0	IWMRSNCODEDUPAENAMEINSERT	"X'0000089C'" The insert was for an application environment with a duplicate name within the same node.
0	(0)	BITSTRING	0	IWMRSNCODEWRONGSYSLEVELS	"X'0000089D'" There are servers registered in SRRUs with a too old level for the "specific" function in the routing service
0	(0)	BITSTRING	0	IWMRSNCODESERVICEAMODEMISMATCH	"X'0000089E'" Caller is in an addressing mode incompatible with the invoked service.
0	(0)	BITSTRING	0	IWMRSNCODEMORETHANONESTART	"X'0000089F'" Caller has issued an IWMESTRT, but a workrequest is already active and the ESTART= EXPLICIT SINGLE option has been specified on IWMECREA
0	(0)	BITSTRING	0	IWMRSNCODENOTEXPLICITSSINGLE	

Table 143. Structure (continued)

Offset Dec	Offset Hex	Type	Len	Name (Dim)	Description
					"X'000008A0'" Caller has specified the EWLMODE=EXPLICIT_SINGLE option, but the enclave was not created with ESTART=EXPLICIT_SINGLE
0	(0)	BITSTRING	0	IWMRSNCODEBADBPMINMAXSIZE	"X'000008A1'" For registered BufferPool resources the maximum value must be at least as big as the minimum value
0	(0)	BITSTRING	0	IWMRSNCODEBADHEALTH	"X'000008A2'" HEALTH parameter not in Range 0 ... 100
0	(0)	BITSTRING	0	IWMRSNCODEOCTALREADYDEFINED	"X'000008A3'" Offload definition has been requested already
0	(0)	BITSTRING	0	IWMRSNCODEBPPARENV	"X'000008A4'" The specified resource contention is already stored in the resource topology
0	(0)	BITSTRING	0	IWMRSNCODENOCONTENTION	"X'000008A5'" The specified resource contention is not stored in the resource topology
0	(0)	BITSTRING	0	IWMRSNCODEBADREQUESTLISTENTRY	"X'000008A6'" The specified resource contention is not stored in the resource topology
0	(0)	BITSTRING	0	IWMRSNCODEBADRESOURCE	"X'000008A7'" The specified resource is not stored in the resource topology
0	(0)	BITSTRING	0	IWMRSNCODEDUPCONTENTION	"X'000008A8'" The specified resource contention is already stored in the resource topology
0	(0)	BITSTRING	0	IWMRSNCODEDATAAREATOOSMALL	"X'000008A9'" The return data area is too small. The length value RTOTotalRequiredLength in the return data area contains the required minimum length of the return data area. No data is returned, but the data collection has not been stopped. Applies to GETSYSTEMDATA and GETSRVDATA request
0	(0)	BITSTRING	0	IWMRSNCODENOSERVEREXISTS	"X'000008AA'" None of the address spaces defined by the STOKEN list exists. This reason code is only defined for a STARTSRVCOLLECTION request - the data collection has not been started.
0	(0)	BITSTRING	0	IWMRSNCODEINVALIDRTOKEN	"X'000008AB'" The RTOKEN is invalid for the caller AS
0	(0)	BITSTRING	0	IWMRSNCODETRANNOTSTARTED	"X'000008AC'" No work request has been started
0	(0)	BITSTRING	0	IWMRSNCODEALREADYACTIVE	"X'000008AD'" The running work request must be terminated first, before a new one can be started.
0	(0)	BITSTRING	0	IWMRSNCODECORRCONFLICT	"X'000008AE'" Setting the independent flag in an correlator failed because the asynchronous flag is not set.
0	(0)	BITSTRING	0	IWMRSNCODEDEADLOCK	"X'000008AF'" The specified chronic resource contention caused a dead lock
0	(0)	BITSTRING	0	IWMRSNCODESUBSYSEWLMNOTALLOWED	"X'000008B0'" Subsystem type EWLM is not allowed to connect to work manager
0	(0)	BITSTRING	0	IWMRSNCODETOOMANYTEMPAFF	"X'000008B1'" No more than 2 GB temporal affinities supported

Table 143. Structure (continued)

Offset Dec	Offset Hex	Type	Len	Name (Dim)	Description
0	(0)	BITSTRING	0	IWMRSNCODEPARSERERR	"X'000008B2'" Xml parser error. The reason code of the parser is in the field: VALCHECK_RSN of the IWMDINST service
0	(0)	BITSTRING	0	IWMRSNCODEXMLZEROLEN	"X'000008B3'" The input XML of IWMDINST has a length of zero bytes.
0	(0)	BITSTRING	0	IWMRSNCODEX	"X'000008B4'" This is not used anywhere, feel free to use this reason code
0	(0)	BITSTRING	0	IWMRSNCODEXMLINVALID	"X'000008B5'" The XML is incorrect, see VALCHECK_RSN and VALCHECK_OFFSET for details
0	(0)	BITSTRING	0	IWMRSNCODEWRONGAUTHORIZATION	"X'000008B6'" an authorized caller invoked a service which requires the caller to be unauthorized
0	(0)	BITSTRING	0	IWMRSNCODEWORKDEPENDCLAVE	"X'000008B7'" the requested service is not supported for a 'work-dependent' enclave
0	(0)	BITSTRING	0	IWMRSNCODEBADNUMJOBS	"X'000008B8'" The value for NUMJOBS was less than 1 or greater than the maximum number of address spaces (at most 32767)
0	(0)	BITSTRING	0	IWMRSNCODEBADPOSONQUE	"X'000008B9'" The value for POSONQUE was less than 1.
0	(0)	BITSTRING	0	IWMRSNCODEBADJOBTOKENL	"X'000008BA'" Error accessing JOBTOKENL storage.
0	(0)	BITSTRING	0	IWMRSNCODENOJOBTOKENL	"X'000008BB'" No job tokens provided in JOBTOKENL.
0	(0)	BITSTRING	0	IWMRSNCODENUMJOBSTOOLARGE	"X'000008BC'" The value for NUMJOBS was greater than the number of slots available for WLM to start initiators
0	(0)	BITSTRING	0	IWMRSNCODEXMLTOOLONG	"X'000008BD'" XML service definition too long to be written to AA
Reason Codes -- IwmRetCodeEnvError (Note that the reason codes are of the form "xxxxYYYY" where "xxxx" is used to contain internal diagnostic information)					
0	(0)	BITSTRING	0	IWMRSNCODENOSTG	"X'00000C01'" No storage is available for the request
0	(0)	BITSTRING	0	IWMRSNCODEREPORTINGSUSP	"X'00000C02'" SYSEVENT TRAXFRPT invoked, but reporting is temporarily suspended for one of the following reasons: 1) RMF workload activity reporting is not active 2) There is no installation control specification (IEAICSxx parm lib member with RPGN specified for some subsystem other than TSO) in effect No data reported but a later reissue could be successful
0	(0)	BITSTRING	0	IWMRSNCODESYSEVENTNOWORKELT	"X'00000C03'" SYSEVENT TRAXFRPT invoked, but no work element was available to save the input information
0	(0)	BITSTRING	0	IWMRSNCODENTFYNOWORKELT	"X'00000C04'" Notify routine invoked, but no work element was available to save the input information
0	(0)	BITSTRING	0	IWMRSNCODERPTNOWORKELT	"X'00000C05'" Report routine invoked, but no work element was available to save the input information

Table 143. Structure (continued)

Offset Dec	Offset Hex	Type	Len	Name (Dim)	Description
0	(0)	BITSTRING	0	IWMRSNCODENOENDTIME	"X'00000C06'" No end time was supplied to the service and STCK gave a non-zero condition code.
0	(0)	BITSTRING	0	IWMRSNCODENOARRTIME	"X'00000C07'" No arrival time was supplied to the service and STCK gave a non-zero condition code.
0	(0)	BITSTRING	0	IWMRSNCODENOEXTIME	"X'00000C08'" No execution start time was supplied to the service and STCK gave a non-zero condition code.
0	(0)	BITSTRING	0	IWMRSNCODENORESMGR	"X'00000C09'" No RESMGR could be established
0	(0)	BITSTRING	0	IWMRSNCODESUSPENDED	"X'00000C0A'" Data sampling, or collection is suspended as a result of a component error. No data can be returned for this invocation (IWMWRCOL or IWMWRQRY)
0	(0)	BITSTRING	0	IWMRSNCODESTATECHANGED	"X'00000C0B'" A state change (SET IPS or ICS while in compatability mode, a policy activation while in goal mode, or a mode switch from compatability mode to goal or vise versa) occurred while the data for the last sampling interval was being collected. No data is returned for this invocation of IWMRQRY. The current sampling interval should be bypassed, future invocations of IWMRQRY for subsequent sampling intervals should begin returning data again
0	(0)	BITSTRING	0	IWMRSNCODECLASSIFYFAIL	"X'00000C0C'" WLM Classification failed when it was invoked from the ENCLAVE CREATE service, IWMECREA.
0	(0)	BITSTRING	0	IWMRSNCODEBADCLSFY	"X'00000C0D'" Classification apparently can not access the current policy possibly due to a policy switch in progress.
0	(0)	BITSTRING	0	IWMRSNCODEINSUFACCESS	"X'00000C0E'" Caller has insufficient RACF authority to the WLM CDS resource
0	(0)	BITSTRING	0	IWMRSNCODECDSNOTAVAIL	"X'00000C0F'" WLM CDS is not available
0	(0)	BITSTRING	0	IWMRSNCODECDSTOOSMALL	"X'00000C10'" WLM CDS is too small
0	(0)	BITSTRING	0	IWMRSNCODEONESYSTEMUNABLE	"X'00000C11'" One or more systems was unable to activate the new policy
0	(0)	BITSTRING	0	IWMRSNNOGOALMODESYSTEMS	"X'00000C12'" There are no goal mode systems in the sysplex
0	(0)	BITSTRING	0	IWMRSNCODEPOLICYNOTAVAIL	"X'00000C13'" When invoked from the IWMPACT service, the service definition in CDS has failed validation
0	(0)	BITSTRING	0	IWMRSNCODENOWORKSHUTDOWN	"X'00000C14'" No work selected. Caller is to shutdown. EQU X'00000C15' Reserved
0	(0)	BITSTRING	0	IWMRSNCODESERVERUNAVAIL	"X'00000C16'" A server cannot be started to process the IWMQINS request.
0	(0)	BITSTRING	0	IWMRSNCODESECENVCREATEFAILED	"X'00000C17'" A user security environment cannot be created.
0	(0)	BITSTRING	0	IWMRSNCODESECENVDELETEFAILED	"X'00000C18'" A user security environment cannot be deleted.
0	(0)	BITSTRING	0	IWMRSNCODENOTSECAUTHCONNECT	



Table 143. Structure (continued)

Offset Dec	Offset Hex	Type	Len	Name (Dim)	Description
					"X'00000C19'" The caller is not authorized by SAF to connect to WLM with SERVER_MANAGER=YES
0	(0)	BITSTRING	0	IWMRSNCODEAPPLNOTDEFINED	"X'00000C1A'" The APPLENV is not defined in the current WLM policy.
0	(0)	BITSTRING	0	IWMRSNCODEAPPLNOTSST	"X'00000C1B'" The APPLENV is defined for another subsystem type in the current WLM policy.
0	(0)	BITSTRING	0	IWMRSNCODESERVERNOTSTARTED	"X'00000C1C'" No server exists for the specified application environment and no server could be started.
0	(0)	BITSTRING	0	IWMRSNCODEQMGRNOTACTIVE	"X'00000C1D'" The required Queue Manager is not active
0	(0)	BITSTRING	0	IWMRSNCODEHIGHERVERSIONLEVEL	"X'00000C1E'" CDS has a higher version service definition for this system. A system with a lower level version can not activate a service policy since it is not capable of handling all the function in the service definition.
0	(0)	BITSTRING	0	IWMRSNCODESERVEREXISTS	"X'00000C1F'" A server exists for the specified application environment which only allows 1 such server in the sysplex.
0	(0)	BITSTRING	0	IWMRSNCODEDEPCLASSIFYFAIL	"X'00000C20'" Unable to obtain classification attributes for a dependent enclave.
0	(0)	BITSTRING	0	IWMRSNCODENOMONENVERR	"X'00000C21'" Monitoring token indicates that no monitoring environment exists. Most delay monitoring services use the less severe version of this reason code (402x).
0	(0)	BITSTRING	0	IWMRSNCODEAPPLENVQUIESCED	"X'00000C22'" The application environment has been quiesced. server cannot be started for the request.
0	(0)	BITSTRING	0	IWMRSNCODEINDLOCALSYSTEM	"X'00000C23'" Local system is not running with the current WLM policy, new server cannot be started for the request.
0	(0)	BITSTRING	0	IWMRSNCODEPROCNAMEBLANK	"X'00000C24'" Server procname is blank, server cannot be started for the request.
0	(0)	BITSTRING	0	IWMRSNCODEAPPLENVSTOPPED	"X'00000C25'" WLM has given up trying to start a server because of failures. The associated application environment has been internally stopped.
0	(0)	BITSTRING	0	IWMRSNCODEROUTERNOTACTIVE	"X'00000C26'" Either there is no router exists for the requested server or the router exists but not active. No server can be selected/ started on this system.
0	(0)	BITSTRING	0	IWMRSNCODEFSVREQINCOMPAT	"X'00000C27'" No server exists for the IWMRSFVS request and WLM cannot find a goal mode system in the sysplex to start a server.
0	(0)	BITSTRING	0	IWMRSNCODEBADSERVICECLASS	"X'00000C28'" Service class not defined to WLM.
0	(0)	BITSTRING	0	IWMRSNCODESVDEFIDWRONG	"X'00000C29'" SVDEF_ID does not match the service definition in use by WLM.

Table 143. Structure (continued)

Offset Dec	Offset Hex	Type	Len	Name (Dim)	Description
0	(0)	BITSTRING	0	IWMRSNCODEDUPLICATEQUEUE	"X'00000C2A'" QTOKEN or SRVCLSNM matches a previously registered batch job queue
0	(0)	BITSTRING	0	IWMRSNCODETOKENNOTCURRENT	"X'00000C2B'" The input token does not correspond to the active policy
0	(0)	BITSTRING	0	IWMRSNCODECANNOTACCESSPOLICY	"X'00000C2C'" The active policy cannot be accessed possibly due to a policy activation in progress.
0	(0)	BITSTRING	0	IWMRSNCODEBADPERFORMANCEGROUP	"X'00000C2D'" Performance group number is not defined.
0	(0)	BITSTRING	0	IWMRSNCODEWRONGMODE	"X'00000C2E'" The requested function is not available in the current WLM system mode.
0	(0)	BITSTRING	0	IWMRSNCODESYSTEMSPACE	"X'00000C2F'" The function is not allowed for a system address space.
0	(0)	BITSTRING	0	IWMRSNCODEDUPLICATEJOBS	"X'00000C30'" More than one job exists with the specified jobname.
0	(0)	BITSTRING	0	IWMRSNCODEWRONGASID	"X'00000C31'" The specified jobname is not active in the specified address space id.
0	(0)	BITSTRING	0	IWMRSNCODENOTELIGIBLEFORSRVCLASS	"X'00000C32'" The specified jobname is not eligible for reset into the specified system service class
0	(0)	BITSTRING	0	IWMRSNCODEOTHERSUBSYSREQQUEUE	"X'00000C33'" QTOKEN is already registered by another subsystem.
0	(0)	BITSTRING	0	IWMRSNCODENOSELECTION	"X'00000C34'" WLM is unable to make a selection.
0	(0)	BITSTRING	0	IWMRSNCODENOTSECAUTHSERVREG	"X'00000C35'" The caller is not authorized by SAF to reg/dereg a server
0	(0)	BITSTRING	0	IWMRSNCODESTRUCTUREUNAVAILABLE	"X'00000C36'" WLM does not have access to its coupling facility structure
0	(0)	BITSTRING	0	IWMRSNCODESTRUCTUREFULL	"X'00000C37'" The coupling facility structure is full
0	(0)	BITSTRING	0	IWMRSNCODEUPLEVELOBJECT	"X'00000C38'" An object requires functions that are not available on this level of the operating system
0	(0)	BITSTRING	0	IWMRSNCODETOOMANYSYSTEMS	"X'00000C39'" The sysplex has exceeded 32 systems with unique names. This can occur when a system is reIPLed into the sysplex with a different SYSNAME or CPU Adjustment factor.
0	(0)	BITSTRING	0	IWMRSNCODEINVALIDSUBSYSTEM	"X'00000C3A'" Invalid subsystem provided.
0	(0)	BITSTRING	0	IWMRSNCODESTOPTASK	"X'00000C3B'" WLM decided to stop the current task. This can occur when WLM reduces the number of instances per server
0	(0)	BITSTRING	0	IWMRSNCODECONFIGFAILED	"X'00000C3C'" System failed to configure CPU on-line.
0	(0)	BITSTRING	0	IWMRSNCODEENTRYNOTPROCESSED	

Table 143. Structure (continued)

Offset Dec	Offset Hex	Type	Len	Name (Dim)	Description
					"X'00000C3D'" The input DCMDT entry was not processed due to a CF error
0	(0)	BITSTRING	0	IWMRSNCODETOOMANYSWITCHES	"X'00000C3E'" The maximum number of switches that WLM can maintain timestamp information has been exceeded
0	(0)	BITSTRING	0	IWMRSNCODEUNABLETORETRIEVETMP	"X'00000C3F'" WLM was unable to retrieve the timestamp for the I/O subsystem
0	(0)	BITSTRING	0	IWMRSNCODENOSAFCHECKPOSSIBLE	"X'00000C40'" A SAF or RACF security function could not be performed
0	(0)	BITSTRING	0	IWMRSNCODESAFCHECKFAILED	"X'00000C41'" A SAF or RACF security function failed
0	(0)	BITSTRING	0	IWMRSNCODEALETERROR	"X'00000C42'" An error occurred while accessing the access list entry table
0	(0)	BITSTRING	0	IWMRSNCODENOFREEENTRIES	"X'00000C43'" No free entry could be found in a dynamic AET
0	(0)	BITSTRING	0	IWMRSNCODEGENRESLISTISFULL	"X'00000C44'" 1936 generic resources already have been registered, no more are allowed
0	(0)	BITSTRING	0	IWMRSNCODEIRXINITFAILED	"X'00000C45'" IRXINIT failed
0	(0)	BITSTRING	0	IWMRSNCODEIRXEXCOMFAILED	"X'00000C46'" IRXEXCOM failed
Reason Codes -- IwmRetCodeCompError (Note that the reason codes are of the form "xxxxYYYY" where "xxxx" is used to contain internal diagnostic information) Other Constants					
0	(0)	BITSTRING	0	IWMRSNCODE_HIMASK_CONST	"X'FFFF0000'" Mask to isolate internal diagnostic info
0	(0)	BITSTRING	0	IWMRSNCODE_MASK_CONST	"X'0000FFFF'" Mask to isolate external reason code
	.... ..1			IWMABNL_SCOPE_LOCALMVS	"X'00000001'" Mask for abnormalities which would only affect work on one MVS image
	.... ..1.			IWMABNL_SCOPE_SYSPLEX	"X'00000002'" Mask for abnormalities which would affect work on all MVS images in the sysplex
	.... ....			IWMCLSFY_BINARY_NOT_SPECIFIED	"X'80000000'" For FIXED(31) classification attributes such as priority, indicates the value is not available.
0	(0)	BITSTRING	0	IWMRSNCODELDEINVALID	"X'00000F01'" LPAR cache entry invalid. LDE type.
0	(0)	BITSTRING	0	IWMRSNCODECDEINVALID	"X'00000F02'" LPAR cache entry invalid. CDE type.
0	(0)	BITSTRING	0	IWMRSNCODEXDEINVALID	"X'00000F03'" LPAR cache entry invalid. XDE type.
0	(0)	BITSTRING	0	IWMRSNCODESDEINVALID	"X'00000F04'" LPAR cache entry invalid. SDE type.
0	(0)	BITSTRING	0	IWMRSNCODESXDEINVALID	"X'00000F05'" LPAR cache entry invalid. SXDE type.
0	(0)	BITSTRING	0	IWMRSNCODECDETABLEINVALID	"X'00000F06'" DCM entry invalid. CDE Table type.
0	(0)	BITSTRING	0	IWMRSNCODECDEXINVALID	"X'00000F07'" DCM entry invalid. CDEX type.

Table 143. Structure (continued)

Offset Dec	Offset Hex	Type	Len	Name (Dim)	Description
0	(0)	BITSTRING	0	IWMRSNCODECPEINVALID	"X'00000F08'" DCM entry invalid. CPE type.
0	(0)	BITSTRING	0	IWMRSNCODEUNKNOWNLVL	"X'00000F09'" The SERV D has an unknown level which has no corresponding name space
0	(0)	BITSTRING	0	IWMRSNCODEENDOFBUFFER	"X'00000F0A'" Unexpected end of buffer.
EWLM ARM Status Codes					
		.... ....		IWMEWLMARMSTATUSGOOD	"X'00000000'" Transaction successful
		.... ...1		IWMEWLMARMSTATUSABORTED	"X'00000001'" Transaction aborted. This value indicates there was a fundamental failure in the system - for example a communications timeout or a database operation error
		.... ..1.		IWMEWLMARMSTATUSFAILED	"X'00000002'" Transaction failed. This value indicates the system worked properly but the transaction was not successful - for example, when making an airline reservation, no seats are available on the requested flight.
		.... ..11		IWMEWLMARMSTATUSUNKNOWN	"X'00000003'" Transaction status is unknown
0	(0)	BITSTRING	0	IWMEWLMARMSTATUSNONE	"X'FFFFFFFF'" Transaction status keyword not specified on macro invocation

Table 144. Structure PB

Offset Dec	Offset Hex	Type	Len	Name (Dim)	Description
0	(0)	STRUCTURE	0	PB	
0	(0)	DBL WORD	8	(0)	
0	(0)	CHARACTER	32	PB_CREATE	Space reserved for Create attributes
0	(0)	CHARACTER	5	PB_ID_VERSION	Space for id and version information
0	(0)	CHARACTER	4	PB_ID	Space for id
0	(0)	X'C24040'	0	PB_ID_CONST	"C'PB '" Performance block eye catcher constant
4	(4)	BITSTRING	1	PB_VERSION	Space for version information
4	(4)	X'1'	0	PB_VERSION1	"1" Performance block version 1. 1=HBB5510, HBB5520
4	(4)	X'2'	0	PB_VERSION2	"2" Performance block version 2. 2=HBB6603.
4	(4)	X'3'	0	PB_VERSION3	"3" Performance block version 3. 3=JBB6609.
4	(4)	X'4'	0	PB_VERSION4	"4" Performance block version 4. 4=HBB7705.
4	(4)	X'5'	0	PB_VERSION5	"5" Performance block version 5. 4=HBB7707.
4	(4)	X'6'	0	PB_VERSION6	"6" Performance block version 6. 6=HBB7730 or HBB7720 with APAR OA12935
4	(4)	X'7'	0	PB_VERSION7	"7" Performance block version 7. 7=HBB7740
4	(4)	X'8'	0	PB_VERSION8	"8" Performance block version 8. 8=HBB7790 64 Bit Support
4	(4)	X'8'	0	PB_CURRENT_VERSION	"8" Performance block current version

Table 144. Structure PB (continued)

Offset Dec	Offset Hex	Type	Len	Name(Dim)	Description
5	(5)	BITSTRING	1	PB_FLAGS	Flag Area
5	(5)	X'C0'	0	PB_FLAGS_MASK	"PB_REPORT_ONLY+PB_ASSOCIATE" Mask for PB Flags
		1... ....		PB_REPORT_ONLY	"B'10000000'" This is a report only PB
		.1.. ....		PB_ASSOCIATE	"B'01000000'" This PB is associated with an enclave or an address space
		..1. ....		PB_EWLM_ENABLED	"B'00100000'"
		...1 ....		PB_EWLM_PARENT_ENABLED	"B'00010000'"
		.... 1...		PB_EWLM_EWLM_YES	"B'00001000'"
		.... .1..		PB_BPMGMT_ONLY	"B'00000100'" This is a BP mgmt only PB
6	(6)	BITSTRING	2	PB_NEW_LENGTH	Length of PB_CLEAR. See Notes section in prolog if you are changing the length of PB_CLEAR
8	(8)	CHARACTER	4	PB_SUBSYS_TYPE	Subsystem type
12	(C)	CHARACTER	8	PB_SUBSYSNM	Subsystem name
20	(14)	ADDRESS	4	PB_MIRROR_PTR	PB Mirror pointer
20	(14)	BITSTRING	4	PB_MIRROR_TKN	Token for control information
24	(18)	CHARACTER	8	PB_RSVD0018	Reserved space
32	(20)	CHARACTER	1	PB_CLEAR_FLD(0)	Origin of area to be cleared for reuse
32	(20)	BITSTRING	4	PB_OWNER_DATA	Data specified by user/owner
36	(24)	BITSTRING	4	PB_OWNER_TKN	Token specified by user/owner
40	(28)	DBL WORD	8	(0)	PB_ARRTIME should be on a dwd boundary
40	(28)	BITSTRING	8	PB_ARRTIME	Arrival time for work request
48	(30)	DBL WORD	8	(0)	PB_EXSTARTTIME should be on a dwd boundary
48	(30)	BITSTRING	8	PB_EXSTARTTIME	Execution start time for work request
56	(38)	ADDRESS	4	PB_DU_ASCB	Address of ASCB associated with the dispatchable unit serving the work request
60	(3C)	ADDRESS	4	PB_DU	Address of TCB associated with the dispatchable unit serving the work request or 1 signifying an SRB
60	(3C)	X'1'	0	PB_DU_SRB	"1" DU is associated with an SRB
60	(3C)	X'1'	0	PB_SRB_SAMEDU_NO	"1" DU is associated with an SRB distinct from the parent
60	(3C)	X'3'	0	PB_SRB_SAMEDU_YES	"3" DU is associated with same SRB as parent
64	(40)	CHARACTER	1	PB_RSVD0040	Reserved space
65	(41)	BITSTRING	1	PB_STATE	State of the work request
		.... ....		PB_STATE_FREE	"X'00'" State is free - PB not associated with a work request
		.... ...1		PB_STATE_ACTIVE	"X'01'" State is active - work request associated with the PB is active (running on a CP)
		.... ...1		PB_STATE_ACTIVE_SUBSYS	"X'01'" @WLMPPAC State is active - subsys work request with the PB is active (running on a CP) - Equivalent to old active state

Table 144. Structure PB (continued)

Offset Dec	Offset Hex	Type	Len	Name(Dim)	Description
		.... ..1.		PB_STATE_READY	"X'02'" State is ready - work request associated with the PB is ready (could run on a CP if another program were not running)
		.... ..11		PB_STATE_IDLE	"X'03'" State is idle - no work request is available to the work manager that it is allowed to run
		.... .1..		PB_STATE_ACTIVE_APPL	"X'04'" @0W54806 State is active - application work with the PB is active
		111. ...1		PB_STATE_WAITING_SSL_THREAD	"X'E1'" @WLMPPAPC State is waiting on an SSL Thread
		111. ..1.		PB_STATE_WAITING_REG_THREAD	"X'E2'" @0W54806 State is waiting on a regular Thread
		111. ..11		PB_STATE_WAITING_REG_TO_WRKTB	"X'E3'" @0W54806 State is waiting for a registration to worktable
		11.1 ...1		PB_STATE_WAITING_TYPE1	"X'D1'" @WLMPPBS Waiting state for resource TYPE 1
		11.1 ...1.		PB_STATE_WAITING_TYPE2	"X'D2'" @WLMPPBS Waiting state for resource TYPE 2
		11.1 ..11		PB_STATE_WAITING_TYPE3	"X'D3'" @WLMPPBS Waiting state for resource TYPE 3
		11.1 .1..		PB_STATE_WAITING_TYPE4	"X'D4'" @WLMPPBS Waiting state for resource TYPE 4
		11.1 .1.1		PB_STATE_WAITING_TYPE5	"X'D5'" @WLMPPBS Waiting state for resource TYPE 5
		11.1 .11.		PB_STATE_WAITING_TYPE6	"X'D6'" @WLMPPBS Waiting state for resource TYPE 6
		11.1 .111		PB_STATE_WAITING_TYPE7	"X'D7'" @WLMPPBS Waiting state for resource TYPE 7
		11.1 1...		PB_STATE_WAITING_TYPE8	"X'D8'" @WLMPPBS Waiting state for resource TYPE 8
		11.1 1..1		PB_STATE_WAITING_TYPE9	"X'D9'" @WLMPPBS Waiting state for resource TYPE 9
		11.1 1.1.		PB_STATE_WAITING_TYPE10	"X'DA'" @WLMPPBS Waiting state for resource TYPE 10
		11.1 1.11		PB_STATE_WAITING_TYPE11	"X'DB'" @WLMPPBS Waiting state for resource TYPE 11
		11.1 11..		PB_STATE_WAITING_TYPE12	"X'DC'" @WLMPPBS Waiting state for resource TYPE 12
		11.1 11.1		PB_STATE_WAITING_TYPE13	"X'DD'" @WLMPPBS Waiting state for resource TYPE 13
		11.1 111.		PB_STATE_WAITING_TYPE14	"X'DE'" @WLMPPBS Waiting state for resource TYPE 14
		11.1 1111		PB_STATE_WAITING_TYPE15	"X'DF'" @WLMPPBS Waiting state for resource TYPE 15
		1111 ...1		PB_STATE_WAITING_BUFFER_POOL_IO	"X'F1'" State is waiting on an IO due to a buffer pool miss
		1111 ..1.		PB_STATE_WAITING_BUFFER_POOL_CF	"X'F2'" State is waiting on an CF access due to a buffer pool miss
		1111 ..11		PB_STATE_WAITING_BUFFER_POOL_CF_IO	

Table 144. Structure PB (continued)

Offset Dec	Offset Hex	Type	Len	Name(Dim)	Description
		1111 .1..		PB_STATE_WAITING_CF_IO	"X'F3'" State is waiting on an IO due to a buffer pool miss and a CF miss
		1111 .1.1		PB_STATE_WAITING_DISTRIB	"X'F4'" @WLMPPBM State is waiting on an IO due to a CF miss
		1111 .11.		PB_STATE_WAITING_TIMER	"X'F5'" State is waiting on a distributed request
		1111 .111		PB_STATE_WAITING_LATCH	"X'F6'" State is waiting on a timer
		1111 1...		PB_STATE_WAITING_CONV	"X'F7'" State is waiting on a latch
		1111 1..1		PB_STATE_WAITING_SESS_LOCALMVS	"X'F8'" State is waiting on a conversation
		1111 1.1.		PB_STATE_WAITING_SESS_SYSPLEX	"X'F9'" State is waiting to establish a session somewhere in the same MVS image
		1111 1.11		PB_STATE_WAITING_SESS_NETWORK	"X'FA'" State is waiting to establish a session somewhere in the sysplex
		1111 11..		PB_STATE_WAITING_OTHER_PRODUCT	"X'FB'" State is waiting to establish a session somewhere in the network
		1111 11.1		PB_STATE_WAITING_MISC	"X'FC'" State is waiting on another product
		1111 111.		PB_STATE_WAITING_LOCK	"X'FD'" State is waiting on some unidentified resource, possibly one of the other defined waiting conditions
		1111 1111		PB_STATE_WAITING_IO	"X'FE'" State is waiting on one or more locks
66	(42)	BITSTRING	1	PB_WORKDEF	"X'FF'" State is waiting on I/O or some activity associated with an I/O request
		1... ....		PB_INIT	Flags associated with the work request
		.1.. ....		PB_FROM_LOCALMVS	"B'10000000'" Initialize used for work environment
		..1. ....		PB_FROM_SYSPLEX	"B'01000000'" CONTINUATION(YES) FROM(LOCALMVS)
		...1 ....		PB_FROM_NETWORK	"B'00100000'" CONTINUATION(YES) FROM(SYSPLEX)
		.... 1...		PB_FROM_NONE	"B'00010000'" CONTINUATION(YES) FROM(NETWORK)
		.... .1..		PB_SCOPE_SHARED	"B'00001000'" CONTINUATION(YES) FROM(NONE)
					"B'00000100'" Initialize SCOPE(SHARED) work rqst
EQU B'00000010' RESERVED					
		.... ...1		PB_RELATE	"B'00000001'" Relate used for work environment
67	(43)	BITSTRING	1	PB_SWITCH_INFO	Switch Continuation Information
		.... ...1		PB_SWITCH_LOCALMVS	"X'01'" Switch WHERE(LOCALMVS)
		.... ..1.		PB_SWITCH_SYSPLEX	"X'02'" Switch WHERE(SYSPLEX)
		.... ...11		PB_SWITCH_NETWORK	"X'03'" Switch WHERE(NETWORK)
68	(44)	BITSTRING	1	PB_MONENV_INFO	Information about the mon. env.

Table 144. Structure PB (continued)

Offset Dec	Offset Hex	Type	Len	Name(Dim)	Description
68	(44)	X'C0'	0	PB_DURATION	"PB_DURATION_EXECUTION+PB_DURATION_BEGIN_TO_END" Mask for all duration options.
WARNING: PB_DURATION must be updated whenever a new duration value is added.					
		1... ....		PB_DURATION_BEGIN_TO_END	"B'10000000" DURATION(BEGIN_TO_END)
		.1.. ....		PB_DURATION_EXECUTION	"B'01000000" DURATION(EXECUTION)
69	(45)	CHARACTER	3	PB_RSVD0045	Reserved space
72	(48)	BITSTRING	4	PB_PARENT_MONTKN	Token for the parent monitoring environment
		.... ....		PB_PARENT_MONTKN_HIBIT	"X'80000000" Hi order bit of token
74	(4A)	SIGNED	2	PB_PARENT_HOME_ASID	ASID for Parent when parent is an address space
72	(48)	ADDRESS	4	PB_PARENT_MONPTR	Pointer to the parent monitoring environment
76	(4C)	ADDRESS	4	PB_PARENT_MIRROR_PTR	PB Parent mirror token pointer
76	(4C)	BITSTRING	4	PB_PARENT_MIRROR_TKN	Token for parent control information
80	(50)	BITSTRING	4	PB_DEP_MONTKN	Token for the dependent monitoring environment related to this environment
		.... ....		PB_DEP_MONTKN_HIBIT	"X'80000000" Hi Order bit of token
80	(50)	ADDRESS	4	PB_DEP_MONPTR	Pointer to the dependent monitoring environment related to this environment
84	(54)	ADDRESS	4	PB_DEP_MIRROR_PTR	PB Dependent mirror token pointer
84	(54)	BITSTRING	4	PB_DEP_MIRROR_TKN	Token for dependent environment control information
88	(58)	BITSTRING	4	PB_SC_TKN	Service class token for the work request
92	(5C)	BITSTRING	4	PB_ABNORMAL_FLAGS	Abnormal flags
		.... ...1		PB_ABNORMAL_LOCALMVS	"X'00000001" Abnormality only affects current MVS image
		.... ..1.		PB_ABNORMAL_SYSPLEX	"X'00000002" Abnormality affects all MVS images in the sysplex
96	(60)	CHARACTER	52	PB_WORK_ATTRIBUTES	Attributes associated with the work request
96	(60)	CHARACTER	8	PB_USERID	Userid associated with the work request
104	(68)	CHARACTER	8	PB_TRXNAME	Transaction name associated with the work request
112	(70)	CHARACTER	8	PB_TRXCLASS	Transaction class associated with the work request
120	(78)	CHARACTER	8	PB_RSVD0078	Reserved space
128	(80)	CHARACTER	17	PB_SOURCEL	Source LU name associated with the work request
145	(91)	BITSTRING	3	PB_RSVD0091	Reserved space
148	(94)	BITSTRING	1	PB_LU62TKN_FMT	Format of the LU62 token
		.... ...1		PB_LU62FMT_LU_NO_CC_27	"X'01" The LU6.2 token associated with the work request is a fixed length token of 27 bytes with no conversation correlator (not even its length byte). The LU name may be 1-17 bytes. Bytes at the end of the token are padded with hexadecimal zeros, if necessary, to form a full 27 bytes.



Table 144. Structure PB (continued)

Offset Dec	Offset Hex	Type	Len	Name (Dim)	Description
		.... .1.		PB_LU62FMT_FULL_LU_NO_CC_27	"X'02'" The LU6.2 token associated with the work request is a fully qualified LU name (17 bytes), but no conversation correlator (not even its length byte) is provided. This format is architected to be 27 bytes long.
		.... .11		PB_LU62FMT_FULL_LU_0_CC_28	"X'03'" The LU6.2 token associated with the work request is a fully qualified LU name (17 bytes), and the conversation correlator length byte is present and has the value 0. This format is architected to be 28 bytes long.
		.... .1..		PB_LU62FMT_FULL_LU_CC_36	"X'04'" The LU6.2 token associated with the work request is a fully qualified LU name (17 bytes), and the conversation correlator is provided with a length of 8 (maximum allowed). This format is architected to be 36 bytes long.
		.... ....		PB_LU62FMT_OTHER	"X'00'" The LU6.2 token associated with the work request contains self-defining length fields.
148	(94)	X'24'	0	PB_MAX_LU62TKN_LEN	"36" Maximum length of an LU6.2 token (in decimal).
149	(95)	BITSTRING	1	PB_RSVD0095	Reserved space
150	(96)	SIGNED	2	(0)	PB_AS_ID should be on a hword boundary
150	(96)	BITSTRING	2	PB_AS_ID	Address space id
152	(98)	CHARACTER	36	PB_LU62TKN	LU 6.2 token associated with the work request
188	(BC)	BITSTRING	4	PB_RSVD00BC	Reserved space
192	(C0)	CHARACTER	8	PB_ETOKEN	Enclave token
200	(C8)	CHARACTER	8	PB_BP_RESTKN	Buffer Pool resource token associated with the work request
208	(D0)	CHARACTER	8	PB_CF_RESTKN	Coupling Facility Structure resource token associated with the work request
216	(D8)	CHARACTER	32	PB_TRANS_TTOKEN	Transaction Trace Token
248	(F8)	CHARACTER	8	PB_FROM_SUBSYSNM	Subsystem name from where the request came in
<p>Any fields added prior to PB_CLEAR_LEN (and after PB_CLEAR_FLD) will be cleared by Initialize/Relate, while fields added after PB_CLEAR_LEN will NOT be cleared. If you are changing the length of PB_CLEAR, then read the Notes section in the prolog. @PWA0230</p> <p>PB_CLEAR_LEN EQU -PB_CLEAR_FLD - Length of section cleared</p> <p>ORG PB_CLEAR_FLD</p> <p>PB_CLEAR DS CL(PB_CLEAR_LEN) Area to be cleared for reuse</p> <p>PB Data Extension for EWLM (another 216 Bytes)</p> <p>This section is not eligible for sampling in IRASASRV</p>					
256	(100)	CHARACTER	256	PB_EWLM_DATA	
256	(100)	CHARACTER	64	PB_EWLM_PARENTCORRELATOR	
320	(140)	CHARACTER	64	PB_EWLM_CURRENTCORRELATOR	
384	(180)	CHARACTER	16	PB_EWLM_BLOCK_QUADWORD(0)	4 words on QuadWord boundary updated using CDSG
384	(180)	CHARACTER	8	PB_EWLM_LASTBLOCKTIMESTART	Time in STCK format when the PB was started to be blocked due to the invocation of IWMMSWCH or IWMXFER FUNCTION=CONTINUE

Table 144. Structure PB (continued)

Offset Dec	Offset Hex	Type	Len	Name (Dim)	Description
392	(188)	CHARACTER	7	PB_EWLM_TOTALBLOCKTIME	Accumulated total block time for this PB. Value is expressed in MicroSeconds, and should be treated as an unsigned number of 7 Bytes
399	(18F)	BITSTRING	1	PB_EWLM_BLOCKCOUNT	Number of times this PB (work request) is blocked. Incremented for each block, decremented upon each unblocking operation
400	(190)	CHARACTER	8	PB_EWLM_XFER_START_TIME	
408	(198)	SIGNED	4	PB_EWLM_WORKREQ_STA	
412	(19C)	ADDRESS	1	PB_EWLM_REQUEST	
412	(19C)	X'1'	0	PB_EWLM_REQUEST_XFER_CONTINUE_NOSWITCH	"1"
412	(19C)	X'2'	0	PB_EWLM_REQUEST_XFER_CONTINUE_SECONDARY	"2"
412	(19C)	X'3'	0	PB_EWLM_REQUEST_XFER_RETURN_NOSWITCH	"3"
412	(19C)	X'4'	0	PB_EWLM_REQUEST_XFER_RETURN_SECONDARY	"4"
412	(19C)	X'B'	0	PB_EWLM_REQUEST_RELA_CREATE_NOSWITCH	"11"
412	(19C)	X'C'	0	PB_EWLM_REQUEST_RELA_CREATE_SECONDARY	"12"
412	(19C)	X'D'	0	PB_EWLM_REQUEST_RELA_CREATE_HOME	"13"
412	(19C)	X'E'	0	PB_EWLM_REQUEST_RELA_DELETE	"14"
412	(19C)	X'15'	0	PB_EWLM_REQUEST_INIT_RESET_PACORR	"21"
412	(19C)	X'16'	0	PB_EWLM_REQUEST_INIT_RESET_PACTKN	"22"
412	(19C)	X'1F'	0	PB_EWLM_REQUEST_SWITCH_CONTINUE	"31"
412	(19C)	X'20'	0	PB_EWLM_REQUEST_SWITCH_RETURN	"32"
412	(19C)	X'29'	0	PB_EWLM_REQUEST_IWM4MSTR	"41"
412	(19C)	X'33'	0	PB_EWLM_REQUEST_IWM4MUPD	"51"
412	(19C)	X'3D'	0	PB_EWLM_REQUEST_IWM4MSTO	"61"
412	(19C)	X'47'	0	PB_EWLM_REQUEST_IWM4MCHS_UNBLOCK	"71"
412	(19C)	X'48'	0	PB_EWLM_REQUEST_IWM4MCHS_BLOCK	"72"
412	(19C)	X'49'	0	PB_EWLM_REQUEST_IWM4MCHS_BLOCK_ASYNC	"73"
412	(19C)	X'29'	0	PB_EWLM_REQUEST_IWMMSTRT	"PB_EWLM_REQUEST_IWM4MSTR"
412	(19C)	X'33'	0	PB_EWLM_REQUEST_IWMMUPD	"PB_EWLM_REQUEST_IWM4MUPD"
412	(19C)	X'3D'	0	PB_EWLM_REQUEST_IWMMSTOP	"PB_EWLM_REQUEST_IWM4MSTO"
413	(19D)	CHARACTER	3	PB_RSVD019D	

Table 144. Structure PB (continued)

Offset Dec	Offset Hex	Type	Len	Name (Dim)	Description
416	(1A0)	CHARACTER	8	PB_EWLM_CUM_RESPTIME	
424	(1A8)	CHARACTER	8	PB_EWLM_CUM_QUEUEETIME	
432	(1B0)	ADDRESS	4	PB_EWLM_PARMLIST	
436	(1B4)	CHARACTER	4	PB_RSVD01B4	
440	(1B8)	CHARACTER	20	PB_EWLM_MQ_P_CORR	topology of parent correlator
440	(1B8)	CHARACTER	8	PB_EWLM_MQ_P_APPLENV_ID	
448	(1C0)	CHARACTER	8	PB_EWLM_MQ_P_APPLINST_ID	
456	(1C8)	BITSTRING	2	PB_EWLM_MQ_P_PARENT_SYS_ID	
458	(1CA)	BITSTRING	2		reserved
460	(1CC)	CHARACTER	4	PB_RSVD01CC	
464	(1D0)	CHARACTER	8	PB_RSVD01D4	
472	(1D8)	BITSTRING	1	PB_EWLM_DATA_END(0)	
PB Extension for 64-Bit Support (40 Bytes) This section is eligible for sampling in IRASASRV					
472	(1D8)	CHARACTER	40	PBX	
472	(1D8)	BITSTRING	8	PBX_DEP_MONTKN	
472	(1D8)	ADDRESS	8	PBX_DEP_MONPTR	
480	(1E0)	BITSTRING	8	PBX_PARENT_MONTKN	
480	(1E0)	ADDRESS	8	PBX_PARENT_MONPTR	
488	(1E8)	BITSTRING	8	PBX_MIRROR_TKN	
488	(1E8)	ADDRESS	8	PBX_MIRROR_PTR	
496	(1F0)	BITSTRING	8	PBX_PARENT_MIRROR_TKN	
496	(1F0)	ADDRESS	8	PBX_PARENT_MIRROR_PTR	
504	(1F8)	BITSTRING	8	PBX_DEP_MIRROR_TKN	
504	(1F8)	ADDRESS	8	PBX_DEP_MIRROR_PTR	
512	(200)	BITSTRING	1	PBX_END(0)	
This section is not eligible for sampling in IRASASRV					
512	(200)	CHARACTER	256	PB_EWLM_MQ_PROCESSING_AREA	
512	(200)	CHARACTER	8	PB_EWLM_MQ_ARRIVALTIME	
520	(208)	CHARACTER	8	PB_EWLM_MQ_STARTTIME	
528	(210)	CHARACTER	64	PB_EWLM_MQ_CURRCORR	
592	(250)	CHARACTER	64	PB_EWLM_MQ_PARCORR	
656	(290)	CHARACTER	16	PB_EWLM_MQ_BLOCK_QUADWORD	
672	(2A0)	SIGNED	4	PB_EWLM_MQ_MSGS_SENT	
676	(2A4)	SIGNED	4	PB_EWLM_MQ_MSGS_RECEIVED	
680	(2A8)	SIGNED	4	PB_EWLM_MQ_ASYNC_BLOCKED	
684	(2AC)	SIGNED	4	PB_EWLM_MQ_TOTAL_BLOCKED	
688	(2B0)	SIGNED	4	PB_EWLM_MQ_FLAGS	
692	(2B4)	SIGNED	4	PB_EWLM_MQ_CORR_RECEIVED	
696	(2B8)	CHARACTER	72	PB_EWLM_MQ_C	
768	(300)	BITSTRING	1	PB_EWLM_MQ_PROCESSING_END(0)	
PB Extension Workarea for EWLM (another 384 Bytes) This section is not eligible for sampling in IRASASRV					

Table 144. Structure PB (continued)

Offset Dec	Offset Hex	Type	Len	Name (Dim)	Description
768	(300)	CHARACTER	384	PB_EWLM_WORK	
1152	(480)	BITSTRING	1	PB_EWLM_WORK_END(0)	

Table 145. Cross Reference for IWMYCON

Name	Offset	Hex Tag
IWMCLSFY_BINARY_NOT_SPECIFIED	0	0
IWMEWLMARMSTATUSABORTED	0	1
IWMEWLMARMSTATUSFAILED	0	2
IWMEWLMARMSTATUSGOOD	0	0
IWMEWLMARMSTATUSNONE	0	FFFFFF
IWMEWLMARMSTATUSUNKNOWN	0	3
IWMMABNL_SCOPE_LOCALMVS	0	1
IWMMABNL_SCOPE_SYSPLEX	0	2
IWMRETCODECOMPERROR	0	10
IWMRETCODEENVERROR	0	C
IWMRETCODEINVOCERROR	0	8
IWMRETCODEOK	0	0
IWMRETCODEWARNING	0	4
IWMRSNCODE_HIMASK_CONST	0	FF0000
IWMRSNCODE_MASK_CONST	0	FFFF
IWMRSNCODEACTIVEAWDELETED	0	44C
IWMRSNCODEACTIVESERVERS	0	431
IWMRSNCODEACTIVEWDELETED	0	44A
IWMRSNCODEALETERROR	0	C42
IWMRSNCODEALREADYACTIVE	0	8AD
IWMRSNCODEALREADYINENCLAVE	0	857
IWMRSNCODEAMODE24	0	824
IWMRSNCODEAPPLENVE EXISTS	0	890
IWMRSNCODEAPPLENVNOTFOUND	0	891
IWMRSNCODEAPPLENVQUIESCED	0	C22
IWMRSNCODEAPPLENVSTOPPED	0	C25
IWMRSNCODEAPPLNOTDEFINED	0	C1A
IWMRSNCODEAPPLNOTSSN	0	88F
IWMRSNCODEAPPLNOTSST	0	C1B
IWMRSNCODEARRTIMEGTENDTIME	0	80E
IWMRSNCODEARRTIMEGTSTARTTIME	0	445
IWMRSNCODEASCMODENOTPRIMARY	0	825
IWMRSNCODEAWDELETED	0	44B
IWMRSNCODEBAD#INSTANCES	0	82B

Table 145. Cross Reference for IWMYCON (continued)

Name	Offset	Hex Tag
IWMRSNCODEBADALET	0	830
IWMRSNCODEBADASCB	0	812
IWMRSNCODEBADBLOCKHANDLE	0	898
IWMRSNCODEBADBPMINMAXSIZE	0	8A1
IWMRSNCODEBADBUFSIZE	0	436
IWMRSNCODEBADCLSFY	0	C0D
IWMRSNCODEBADCONN	0	821
IWMRSNCODEBADELT	0	81D
IWMRSNCODEBADENCLAVE	0	83A
IWMRSNCODEBADENTITYID	0	88A
IWMRSNCODEBADENTITYTYPE	0	887
IWMRSNCODEBADENTRYVERSION	0	434
IWMRSNCODEBADEXPORTTOKEN	0	870
IWMRSNCODEBADHEALTH	0	8A2
IWMRSNCODEBADICSALET	0	835
IWMRSNCODEBADJOBTOKENL	0	8BA
IWMRSNCODEBADLU62TKNLEN	0	81E
IWMRSNCODEBADMONENV	0	820
IWMRSNCODEBADMONTKN_LISTLEN	0	844
IWMRSNCODEBADNUMAESRVMAX	0	87D
IWMRSNCODEBADNUMBERASCB	0	82C
IWMRSNCODEBADNUMEUMAX	0	855
IWMRSNCODEBADNUMEUMIN	0	856
IWMRSNCODEBADNUMJOBS	0	8B8
IWMRSNCODEBADNUMLIMITMAX	0	878
IWMRSNCODEBADNUMLIMITMIN	0	879
IWMRSNCODEBADNUMSYS	0	85E
IWMRSNCODEBADOPTIONS	0	829
IWMRSNCODEBADPARENV	0	822
IWMRSNCODEBADPERFORMANCEGROUP	0	C2D
IWMRSNCODEBADPL	0	80B
IWMRSNCODEBADPOSONQUE	0	8B9
IWMRSNCODEBADREGTOKEN	0	880
IWMRSNCODEBADREQUESTCODE	0	886
IWMRSNCODEBADREQUESTLIST	0	888
IWMRSNCODEBADREQUESTLISTENTRY	0	8A6
IWMRSNCODEBADREQUESTLISTLENGTH	0	88D
IWMRSNCODEBADREQUESTLISTVERSION	0	88C
IWMRSNCODEBADRESOURCE	0	8A7

Table 145. Cross Reference for IWMYCON (continued)

Name	Offset	Hex Tag
IWMRSNCODEBADRESOURCELEN	0	889
IWMRSNCODEBADRESTKN	0	41D
IWMRSNCODEBADSERVCLS	0	80D
IWMRSNCODEBADSERVDE	0	417
IWMRSNCODEBADSERVDI	0	83D
IWMRSNCODEBADSERVICECLASS	0	C28
IWMRSNCODEBADSTOKEN	0	807
IWMRSNCODEBADSYSTEML	0	85F
IWMRSNCODEBADTCB	0	88B
IWMRSNCODEBADVERSION	0	828
IWMRSNCODEBADWORKREQHANDLE	0	896
IWMRSNCODEBADWORKUNITTOKEN	0	848
IWMRSNCODEBEGINENVOUTSTANDING	0	850
IWMRSNCODEBOTHENVSAMETCB	0	818
IWMRSNCODEBPPARENV	0	8A4
IWMRSNCODECALLERNOTAUTHDEPENV	0	81A
IWMRSNCODECALLERNOTAUTHPARENV	0	81B
IWMRSNCODECANNOTACCESSPOLICY	0	C2C
IWMRSNCODECDEINVALID	0	F02
IWMRSNCODECDETABLEINVALID	0	F06
IWMRSNCODECDEXINVALID	0	F07
IWMRSNCODECDSNOTAVAIL	0	C0F
IWMRSNCODECDSTOOSMALL	0	C10
IWMRSNCODECLASSIFYFAIL	0	C0C
IWMRSNCODECLSIFYAREATOOBIG	0	838
IWMRSNCODECLSIFYPLTOOSMALL	0	839
IWMRSNCODECNTLREGALREADYREG	0	867
IWMRSNCODECNTLREGNOTREG	0	430
IWMRSNCODECOLLSUSPENDED	0	831
IWMRSNCODECOMPATMODE	0	412
IWMRSNCODECOMPATNOSYSEVENTRQD	0	404
IWMRSNCODECONFIGFAILED	0	C3C
IWMRSNCODECONNECTEXISTS	0	82E
IWMRSNCODECONTEXISTS	0	81C
IWMRSNCODECONTINUERIP	0	42D
IWMRSNCODECORRCONFLICT	0	8AE
IWMRSNCODECORRELATORUNKNOWN	0	442
IWMRSNCODECORRFROMOTHERDOMAIN	0	446
IWMRSNCODECPEINVALID	0	F08

Table 145. Cross Reference for IWMYCON (continued)

Name	Offset	Hex Tag
IWMRSNCODECPUDATAONLY	0	43E
IWMRSNCODEDATAAREATOOSMALL	0	8A9
IWMRSNCODEDATOFF	0	823
IWMRSNCODEDCMNOTINITIALIZED	0	877
IWMRSNCODEDEADLOCK	0	8AF
IWMRSNCODEDEFAULTPOLICY	0	423
IWMRSNCODEDEPCLASSIFYFAIL	0	C20
IWMRSNCODEDEPCONTEXTISTS	0	816
IWMRSNCODEDEPENDENTENCLAVE	0	885
IWMRSNCODEDIDNOTEXPORTORIMPORT	0	871
IWMRSNCODEDISABLED	0	803
IWMRSNCODEDUPAENAMEINSERT	0	89C
IWMRSNCODEDUPCONTENTION	0	8A8
IWMRSNCODEDUPLICATECNTLREG	0	866
IWMRSNCODEDUPLICATEJOBS	0	C30
IWMRSNCODEDUPLICATEQUEUE	0	C2A
IWMRSNCODEDUPLICATEREQUEST	0	89B
IWMRSNCODEENCALREADYEXPORTED	0	433
IWMRSNCODEENCLACTIVE	0	411
IWMRSNCODEENCLAVEDEFEX	0	884
IWMRSNCODEENCLAVEPREVIOUSLYDELETED	0	881
IWMRSNCODEENCLAVESUBTASKEXISTS	0	859
IWMRSNCODEENDOFBUFFER	0	F0A
IWMRSNCODEENTRYNOTPROCESSED	0	C3D
IWMRSNCODEETOKENNOMATCH	0	42C
IWMRSNCODEEUTFRR	0	810
IWMRSNCODEEWLMCORRNOTALLOWED	0	892
IWMRSNCODEEWLMSERVNOTENABLED	0	895
IWMRSNCODEEXECENVCHANGED	0	41F
IWMRSNCODEEEXCTOKENNOTCORRECT	0	852
IWMRSNCODEEXSTTIMEGTENDTIME	0	82D
IWMRSNCODEFOREIGNENCLAVE	0	872
IWMRSNCODEFSVREQINCOMPAT	0	C27
IWMRSNCODEGENRESLISTISFULL	0	C44
IWMRSNCODEGOALNOMONENV	0	405
IWMRSNCODEGROUPNOTREG	0	86A
IWMRSNCODEHIGHERVERSIONLEVEL	0	C1E
IWMRSNCODEHOMENOTOWNCONN	0	83B
IWMRSNCODEICSAREATOOSMALL	0	40E

Table 145. Cross Reference for IWMYCON (continued)

Name	Offset	Hex Tag
IWMRSNCODEICSDEFAULT	0	40D
IWMRSNCODEIDSDONTMATCH	0	413
IWMRSNCODEINCOMPLETEOUTPUTDATA	0	438
IWMRSNCODEINDLOCALSYSTEM	0	C23
IWMRSNCODEINSUFACCESS	0	C0E
IWMRSNCODEINVALIDEWLMCORR	0	894
IWMRSNCODEINVALIDRTOKEN	0	8AB
IWMRSNCODEINVALIDSHUTDOWN	0	86F
IWMRSNCODEINVALIDSUBSYSTEM	0	C3A
IWMRSNCODEINVALIDSWITCHTOKEN	0	437
IWMRSNCODEIRXEXCOMFAILED	0	C46
IWMRSNCODEIRXINITFAILED	0	C45
IWMRSNCODEISQUIESCED	0	43B
IWMRSNCODEISRESET	0	43C
IWMRSNCODELDEINVALID	0	F01
IWMRSNCODELEVELMISMATCH	0	83E
IWMRSNCODELOCKED	0	804
IWMRSNCODEMAXCNTLREGEXCEED	0	868
IWMRSNCODEMAXENCLAVE	0	836
IWMRSNCODEMISSINGEWLMCORR	0	893
IWMRSNCODEMONENVASSOCIATE	0	883
IWMRSNCODEMONENVDEPCONT	0	808
IWMRSNCODEMONENVLACKSDATA	0	80C
IWMRSNCODEMONENVLACKSINFO	0	40C
IWMRSNCODEMONENVNOTALLOC	0	403
IWMRSNCODEMONENVNOTHOME	0	85D
IWMRSNCODEMONENVPARENT	0	806
IWMRSNCODEMONENVRELATED	0	82A
IWMRSNCODEMONENVSWITCHCONT	0	805
IWMRSNCODEMORETHANONESTART	0	89F
IWMRSNCODENEWSERVCLS	0	44E
IWMRSNCODENOAFFINITYFOUND	0	439
IWMRSNCODENOARRTIME	0	C07
IWMRSNCODENOCACHEENTRY	0	435
IWMRSNCODENOCNTLREG	0	86B
IWMRSNCODENOCNN	0	409
IWMRSNCODENOCONTENTION	0	8A5
IWMRSNCODENOCPUONLINE	0	876
IWMRSNCODENOCRGROUPS	0	86D



Table 145. Cross Reference for IWMYCON (continued)

Name	Offset	Hex Tag
IWMRSNCODENOCRROUTETABLE	0	86C
IWMRSNCODENODATA	0	42B
IWMRSNCODENOENDTIME	0	C06
IWMRSNCODENOEXECENV	0	863
IWMRSNCODENOEXTIME	0	C08
IWMRSNCODENOFREEENTRIES	0	C43
IWMRSNCODENOIWMPMSCRSUBRECORD	0	41E
IWMRSNCODENOIWMSVAEASUBRECORD	0	41E
IWMRSNCODENOIWMSVSEASUBRECORD	0	422
IWMRSNCODENOJOBTOKENL	0	8BB
IWMRSNCODENOMONENV	0	402
IWMRSNCODENOMONENVERR	0	C21
IWMRSNCODENOPARENV	0	406
IWMRSNCODENOPOLMGT	0	41A
IWMRSNCODENOPRIORSELECT	0	862
IWMRSNCODENOPROJECTION	0	43F
IWMRSNCODENOQSERVER	0	87A
IWMRSNCODENORELATE	0	81F
IWMRSNCODENORESMTGR	0	C09
IWMRSNCODENOSAFCHECKPOSSIBLE	0	C40
IWMRSNCODENOSCHENV	0	425
IWMRSNCODENOSCHENVDEFINED	0	428
IWMRSNCODENOSELECTION	0	C34
IWMRSNCODENOSERVDAREA	0	85B
IWMRSNCODENOSERVEREXISTS	0	8AA
IWMRSNCODENOSERVERSREGISTERED	0	40B
IWMRSNCODENOSTG	0	C01
IWMRSNCODENOSYSTEML	0	860
IWMRSNCODENOTALLSERVERSPRESENT	0	440
IWMRSNCODENOTAUTHCONNECT	0	84D
IWMRSNCODENOTCNTLREG	0	86E
IWMRSNCODENOTCONFIGURED	0	43D
IWMRSNCODENOTEJOINEDTCB	0	858
IWMRSNCODENOTELIGIBLEFORSRVCLASS	0	C32
IWMRSNCODENOTENCLAVE	0	41C
IWMRSNCODENOTEXPLICITSSINGLE	0	8A0
IWMRSNCODENOTINCOMPATMODE	0	833
IWMRSNCODENOTSECAUTHCONNECT	0	C19
IWMRSNCODENOTSECAUTHSERVREG	0	C35

Table 145. Cross Reference for IWMYCON (continued)

Name	Offset	Hex Tag
IWMRSNCODENOUSERKEYNTFY	0	80F
IWMRSNCODENOUSERKEYREG	0	846
IWMRSNCODENOUSERKEYRPT	0	811
IWMRSNCODENOWLM	0	401
IWMRSNCODENOWLMCONNECT	0	842
IWMRSNCODENOWORKSHUTDOWN	0	C14
IWMRSNCODENTFYNOWORKELT	0	C04
IWMRSNCODENULLCDS	0	414
IWMRSNCODENUMJOBSTOOLARGE	0	8BC
IWMRSNCODEOCTALREADYDEFINED	0	8A3
IWMRSNCODEONESYSTEMUNABLE	0	C11
IWMRSNCODEOTHERSPACECONNECTED	0	847
IWMRSNCODEOTHERSUBSYSREGQUEUE	0	C33
IWMRSNCODEOUTPUTAREATOOSMALL	0	40A
IWMRSNCODEPARENWORKRQSTABSENT	0	817
IWMRSNCODEPARSERERR	0	8B2
IWMRSNCODEPOLICYACTINPROGRESS	0	415
IWMRSNCODEPOLICYNOTAVAIL	0	C13
IWMRSNCODEPOLICYUNDEFINED	0	416
IWMRSNCODEPOSSIBLEDEADLOCK	0	448
IWMRSNCODEPRIMARYNOTOWNCONN	0	83F
IWMRSNCODEPROCNAMEBLANK	0	C24
IWMRSNCODEQMGRNOTACTIVE	0	C1D
IWMRSNCODEQUEUENOTDEFINED	0	861
IWMRSNCODEREGIONNOTFOUND	0	43A
IWMRSNCODEREPORTINGSUSP	0	C02
IWMRSNCODEREQUESTLISTENTRYWARNING	0	447
IWMRSNCODERESOURCENOTFOUND	0	429
IWMRSNCODERETURNCONT	0	407
IWMRSNCODEROMONENV	0	87E
IWMRSNCODEROPAREN	0	87F
IWMRSNCODEROUTERNOTACTIVE	0	C26
IWMRSNCODEROUTINGTABLEEXISTS	0	865
IWMRSNCODEROUTINGTABLENOTFOUND	0	899
IWMRSNCODERPTNOWORKELT	0	C05
IWMRSNCODERSVDNOT0	0	827
IWMRSNCODESAFCHECKFAILED	0	C41
IWMRSNCODESCHENVNOSYSTEM	0	42A
IWMRSNCODESCHENVNOTAVAILABLE	0	427

Table 145. Cross Reference for IWMYCON (continued)

Name	Offset	Hex Tag
IWMRSNCODESCHENVNOTFOUND	0	426
IWMRSNCODESDEINVALID	0	F04
IWMRSNCODESECEENVCREATEFAILED	0	C17
IWMRSNCODESECEENVDELETEFAILED	0	C18
IWMRSNCODESECEENVOUTSTANDING	0	851
IWMRSNCODESESECONDARYWORKDELETED	0	42F
IWMRSNCODESESECONDARYWORKEXISTS	0	864
IWMRSNCODESESELECTEDWORKACTIVE	0	85A
IWMRSNCODESESELECTINPROGRESS	0	843
IWMRSNCODESERVERALREADYREG	0	419
IWMRSNCODESERVEREXISTS	0	C1F
IWMRSNCODESERVERNOTFOUND	0	42E
IWMRSNCODESERVERNOTREGISTERED	0	418
IWMRSNCODESERVERNOTSTARTED	0	C1C
IWMRSNCODESERVERUNAVAIL	0	C16
IWMRSNCODESERVICEAMODEMISMATCH	0	89E
IWMRSNCODESERVICENOTENABLED	0	840
IWMRSNCODESRBMODE	0	801
IWMRSNCODESRBUSERKEYTKN	0	809
IWMRSNCODESTATECHANGED	0	C0B
IWMRSNCODESTATEINVDATARET	0	40F
IWMRSNCODESTATEINVNODATARET	0	832
IWMRSNCODESTOPTASK	0	C3B
IWMRSNCODESTOREDUPCOMINGJOBS	0	44F
IWMRSNCODESTRUCTUREFULL	0	C37
IWMRSNCODESTRUCTUREUNAVAILABLE	0	C36
IWMRSNCODESUBSYSEWLMNOTALLOWED	0	8B0
IWMRSNCODESUSPENDED	0	C0A
IWMRSNCODESVDEFIDWRONG	0	C29
IWMRSNCODESXDEINVALID	0	F05
IWMRSNCODESYSEVENTNOWORKELT	0	C03
IWMRSNCODESYSINFOINCOMPLETE	0	420
IWMRSNCODESYSTEMIGNORED	0	424
IWMRSNCODESYSTEMSPACE	0	C2F
IWMRSNCODESYSTYPENOTREG	0	869
IWMRSNCODETASKTERM	0	826
IWMRSNCODETCBALREADYASSOC	0	819
IWMRSNCODETCBNOTOWNERUSERKEYTKN	0	80A
IWMRSNCODETKNINDMSMCH	0	875

Table 145. Cross Reference for IWMYCON (continued)

Name	Offset	Hex Tag
IWMRSNCODETKNNOMATCH	0	410
IWMRSNCODETOKENNOTCURRENT	0	C2B
IWMRSNCODETOOMANYMSGCORRS	0	441
IWMRSNCODETOOMANYMSGRECEIVED	0	444
IWMRSNCODETOOMANYMSGSENT	0	443
IWMRSNCODETOOMANYREGISTRATIONS	0	882
IWMRSNCODETOOMANYSELECT	0	854
IWMRSNCODETOOMANYSWITCHES	0	C3E
IWMRSNCODETOOMANYSYSTEMS	0	C39
IWMRSNCODETOOMANYTEMPAFF	0	8B1
IWMRSNCODETRANNOTSTARTED	0	8AC
IWMRSNCODETRANSTATUSINVALID	0	897
IWMRSNCODEUNABLETORETRIEVETMP	0	C3F
IWMRSNCODEUNEXPECTEDCALL	0	87B
IWMRSNCODEUNKNOWNEXPORTTOKEN	0	432
IWMRSNCODEUNKNOWNLVL	0	F09
IWMRSNCODEUNKNOWNQUEUE	0	421
IWMRSNCODEUPLEVELOBJECT	0	C38
IWMRSNCODEUSERKEYCONNTKN	0	837
IWMRSNCODEUSERKEYNOMONTKN	0	813
IWMRSNCODEUSERKEYWRONGPRIM	0	814
IWMRSNCODEUSERKEYWRONGSERVER	0	815
IWMRSNCODEWDELETED	0	449
IWMRSNCODEWLMQMBADTYPE	0	853
IWMRSNCODEWLMSEVBADAPPL	0	849
IWMRSNCODEWLMSEVBADSSN	0	84A
IWMRSNCODEWLMSEVBADSSND	0	88E
IWMRSNCODEWLMSEVBADSSST	0	84B
IWMRSNCODEWLMSEVBADTYPE	0	84E
IWMRSNCODEWORKDEPENCLAVE	0	8B7
IWMRSNCODEWORKNOTFOUND	0	408
IWMRSNCODEWRONGAELIMITS	0	87C
IWMRSNCODEWRONGASID	0	C31
IWMRSNCODEWRONGAUTHORIZATION	0	8B6
IWMRSNCODEWRONGENCLAVE	0	845
IWMRSNCODEWRONGEXECTOKEN	0	84F
IWMRSNCODEWRONGHOME	0	82F
IWMRSNCODEWRONGMNGTSK	0	874
IWMRSNCODEWRONGMODE	0	C2E

Table 145. Cross Reference for IWMYCON (continued)

Name	Offset	Hex Tag
IWMRSNCODEWRONGNUMEU	0	85C
IWMRSNCODEWRONGSRVMT	0	873
IWMRSNCODEWRONGSYSLEVELS	0	89D
IWMRSNCODEWRONGTASK	0	89A
IWMRSNCODEX	0	8B4
IWMRSNCODEXDEINVALID	0	F03
IWMRSNCODEXMEMMODE	0	841
IWMRSNCODEXMEMUSERKEYTKN	0	802
IWMRSNCODEXMLINVALID	0	8B5
IWMRSNCODEXMLTOOLONG	0	8BD
IWMRSNCODEXMLZEROLEN	0	8B3
IWMRSNCODEXMSONOSUBTASKS	0	44D
IWMRSNCODEZEROANSAREA	0	85B
IWMRSNMISSINGACRO	0	83C
IWMRSNNOGOALMODESYSTEMS	0	C12
PB	0	
PB_ABNORMAL_FLAGS	5C	
PB_ABNORMAL_LOCALMVS	5C	1
PB_ABNORMAL_SYSPLEX	5C	2
PB_ARRTIME	28	
PB_AS_ID	96	
PB_ASSOCIATE	5	40
PB_BP_RESTKN	C8	
PB_BPMGMT_ONLY	5	4
PB_CF_RESTKN	D0	
PB_CLEAR_FLD	20	
PB_CREATE	0	
PB_CURRENT_VERSION	4	8
PB_DEP_MIRROR_PTR	54	
PB_DEP_MIRROR_TKN	54	
PB_DEP_MONPTR	50	
PB_DEP_MONTKN	50	
PB_DEP_MONTKN_HIBIT	50	0
PB_DU	3C	
PB_DU_ASCB	38	
PB_DU_SRB	3C	1
PB_DURATION	44	C0
PB_DURATION_BEGIN_TO_END	44	80
PB_DURATION_EXECUTION	44	40

Table 145. Cross Reference for IWMYCON (continued)

Name	Offset	Hex Tag
PB_ETOKEN	C0	
PB_EWLM_BLOCK_QUADWORD	180	
PB_EWLM_BLOCKCOUNT	18F	
PB_EWLM_CUM_QUEUEETIME	1A8	
PB_EWLM_CUM_RESPTIME	1A0	
PB_EWLM_CURRENTCORRELATOR	140	
PB_EWLM_DATA	100	
PB_EWLM_DATA_END	1D8	
PB_EWLM_ENABLED	5	20
PB_EWLM_EWLM_YES	5	8
PB_EWLM_LASTBLOCKTimestart	180	
PB_EWLM_MQ_ARRIVALTIME	200	
PB_EWLM_MQ_ASYNC_BLOCKED	2A8	
PB_EWLM_MQ_BLOCK_QUADWORD	290	
PB_EWLM_MQ_C	2B8	
PB_EWLM_MQ_CORR_RECEIVED	2B4	
PB_EWLM_MQ_CURRCORR	210	
PB_EWLM_MQ_FLAGS	2B0	
PB_EWLM_MQ_MSGS_RECEIVED	2A4	
PB_EWLM_MQ_MSGS_SENT	2A0	
PB_EWLM_MQ_P_APPLENV_ID	1B8	
PB_EWLM_MQ_P_APPLINST_ID	1C0	
PB_EWLM_MQ_P_CORR	1B8	
PB_EWLM_MQ_P_PARENT_SYS_ID	1C8	
PB_EWLM_MQ_PARCORR	250	
PB_EWLM_MQ_PROCESSING_AREA	200	
PB_EWLM_MQ_PROCESSING_END	300	
PB_EWLM_MQ_STARTTIME	208	
PB_EWLM_MQ_TOTAL_BLOCKED	2AC	
PB_EWLM_PARENT_ENABLED	5	10
PB_EWLM_PARENTCORRELATOR	100	
PB_EWLM_PARMLIST	1B0	
PB_EWLM_REQUEST	19C	
PB_EWLM_REQUEST_INIT_RESET_PACORR	19C	15
PB_EWLM_REQUEST_INIT_RESET_PACTKN	19C	16
PB_EWLM_REQUEST_IWMMSTOP	19C	3D
PB_EWLM_REQUEST_IWMMSTRT	19C	29
PB_EWLM_REQUEST_IWMMUPD	19C	33
PB_EWLM_REQUEST_IWM4MCHS_BLOCK	19C	48

Table 145. Cross Reference for IWMYCON (continued)

Name	Offset	Hex Tag
PB_EWLM_REQUEST_IWM4MCHS_BLOCK_ASYNC	19C	49
PB_EWLM_REQUEST_IWM4MCHS_UNBLOCK	19C	47
PB_EWLM_REQUEST_IWM4MSTO	19C	3D
PB_EWLM_REQUEST_IWM4MSTR	19C	29
PB_EWLM_REQUEST_IWM4MUPD	19C	33
PB_EWLM_REQUEST_RELA_CREATE_HOME	19C	D
PB_EWLM_REQUEST_RELA_CREATE_NOSWITCH	19C	B
PB_EWLM_REQUEST_RELA_CREATE_SECONDARY	19C	C
PB_EWLM_REQUEST_RELA_DELETE	19C	E
PB_EWLM_REQUEST_SWITCH_CONTINUE	19C	1F
PB_EWLM_REQUEST_SWITCH_RETURN	19C	20
PB_EWLM_REQUEST_XFER_CONTINUE_NOSWITCH	19C	1
PB_EWLM_REQUEST_XFER_CONTINUE_SECONDARY	19C	2
PB_EWLM_REQUEST_XFER_RETURN_NOSWITCH	19C	3
PB_EWLM_REQUEST_XFER_RETURN_SECONDARY	19C	4
PB_EWLM_TOTALBLOCKTIME	188	
PB_EWLM_WORK	300	
PB_EWLM_WORK_END	480	
PB_EWLM_WORKREQ_STA	198	
PB_EWLM_XFER_START_TIME	190	
PB_EXSTARTTIME	30	
PB_FLAGS	5	
PB_FLAGS_MASK	5	C0
PB_FROM_LOCALMVS	42	40
PB_FROM_NETWORK	42	10
PB_FROM_NONE	42	8
PB_FROM_SUBSYSNM	F8	
PB_FROM_SYSPLEX	42	20
PB_ID	0	
PB_ID_CONST	0	C24040
PB_ID_VERSION	0	
PB_INIT	42	80
PB_LU62FMT_FULL_LU_CC_36	94	4
PB_LU62FMT_FULL_LU_NO_CC_27	94	2
PB_LU62FMT_FULL_LU_0_CC_28	94	3
PB_LU62FMT_LU_NO_CC_27	94	1
PB_LU62FMT_OTHER	94	0
PB_LU62TKN	98	
PB_LU62TKN_FMT	94	

Table 145. Cross Reference for IWMYCON (continued)

Name	Offset	Hex Tag
PB_MAX_LU62TKN_LEN	94	24
PB_MIRROR_PTR	14	
PB_MIRROR_TKN	14	
PB_MONENV_INFO	44	
PB_NEW_LENGTH	6	
PB_OWNER_DATA	20	
PB_OWNER_TKN	24	
PB_PARENT_HOME_ASID	4A	
PB_PARENT_MIRROR_PTR	4C	
PB_PARENT_MIRROR_TKN	4C	
PB_PARENT_MONPTR	48	
PB_PARENT_MONTKN	48	
PB_PARENT_MONTKN_HIBIT	48	0
PB_RELATE	42	1
PB_REPORT_ONLY	5	80
PB_RSVD00BC	BC	
PB_RSVD0018	18	
PB_RSVD0040	40	
PB_RSVD0045	45	
PB_RSVD0078	78	
PB_RSVD0091	91	
PB_RSVD0095	95	
PB_RSVD01B4	1B4	
PB_RSVD01CC	1CC	
PB_RSVD01D4	1D0	
PB_RSVD019D	19D	
PB_SC_TKN	58	
PB_SCOPE_SHARED	42	4
PB_SOURCELU	80	
PB_SRB_SAMEDU_NO	3C	1
PB_SRB_SAMEDU_YES	3C	3
PB_STATE	41	
PB_STATE_ACTIVE	41	1
PB_STATE_ACTIVE_APPL	41	4
PB_STATE_ACTIVE_SUBSYS	41	1
PB_STATE_FREE	41	0
PB_STATE_IDLE	41	3
PB_STATE_READY	41	2
PB_STATE_WAITING_BUFFER_POOL_CF	41	F2



Table 145. Cross Reference for IWMYCON (continued)

Name	Offset	Hex Tag
PB_STATE_WAITING_BUFFER_POOL_CF_IO	41	F3
PB_STATE_WAITING_BUFFER_POOL_IO	41	F1
PB_STATE_WAITING_CF_IO	41	F4
PB_STATE_WAITING_CONV	41	F8
PB_STATE_WAITING_DISTRIB	41	F5
PB_STATE_WAITING_IO	41	FF
PB_STATE_WAITING_LATCH	41	F7
PB_STATE_WAITING_LOCK	41	FE
PB_STATE_WAITING_MISC	41	FD
PB_STATE_WAITING_OTHER_PRODUCT	41	FC
PB_STATE_WAITING_REG_THREAD	41	E2
PB_STATE_WAITING_REG_TO_WRKTB	41	E3
PB_STATE_WAITING_SESS_LOCALMVS	41	F9
PB_STATE_WAITING_SESS_NETWORK	41	FB
PB_STATE_WAITING_SESS_SYSPLEX	41	FA
PB_STATE_WAITING_SSL_THREAD	41	E1
PB_STATE_WAITING_TIMER	41	F6
PB_STATE_WAITING_TYPE1	41	D1
PB_STATE_WAITING_TYPE10	41	DA
PB_STATE_WAITING_TYPE11	41	DB
PB_STATE_WAITING_TYPE12	41	DC
PB_STATE_WAITING_TYPE13	41	DD
PB_STATE_WAITING_TYPE14	41	DE
PB_STATE_WAITING_TYPE15	41	DF
PB_STATE_WAITING_TYPE2	41	D2
PB_STATE_WAITING_TYPE3	41	D3
PB_STATE_WAITING_TYPE4	41	D4
PB_STATE_WAITING_TYPE5	41	D5
PB_STATE_WAITING_TYPE6	41	D6
PB_STATE_WAITING_TYPE7	41	D7
PB_STATE_WAITING_TYPE8	41	D8
PB_STATE_WAITING_TYPE9	41	D9
PB_SUBSYS_TYPE	8	
PB_SUBSYSNM	C	
PB_SWITCH_INFO	43	
PB_SWITCH_LOCALMVS	43	1
PB_SWITCH_NETWORK	43	3
PB_SWITCH_SYSPLEX	43	2
PB_TRANS_TTOKEN	D8	

Table 145. Cross Reference for IWMYCON (continued)

Name	Offset	Hex Tag
PB_TRXCLASS	70	
PB_TRXNAME	68	
PB_USERID	60	
PB_VERSION	4	
PB_VERSION1	4	1
PB_VERSION2	4	2
PB_VERSION3	4	3
PB_VERSION4	4	4
PB_VERSION5	4	5
PB_VERSION6	4	6
PB_VERSION7	4	7
PB_VERSION8	4	8
PB_WORK_ATTRIBUTES	60	
PB_WORKDEF	42	
PBX	1D8	
PBX_DEP_MIRROR_PTR	1F8	
PBX_DEP_MIRROR_TKN	1F8	
PBX_DEP_MONPTR	1D8	
PBX_DEP_MONTKN	1D8	
PBX_END	200	
PBX_MIRROR_PTR	1E8	
PBX_MIRROR_TKN	1E8	
PBX_PARENT_MIRROR_PTR	1F0	
PBX_PARENT_MIRROR_TKN	1F0	
PBX_PARENT_MONPTR	1E0	
PBX_PARENT_MONTKN	1E0	

## IXCYAMDA information

### IXCYAMDA programming interface information

IXCYAMDA is a programming interface.

### IXCYAMDA heading information

<b>Common name:</b>	XCF Accounting and Measurement Data Area
<b>Macro ID:</b>	IXCYAMDA
<b>DSECT name:</b>	AMDAREA AMDPATH AMDMPEND AMDSYS AMDSD
<b>Owning component:</b>	Cross System Coupling Facility (SCXCF)
<b>Eye-catcher ID:</b>	NONE

**Storage attributes:** Subpool: User-supplied  
Key: Key User-supplied  
Residency: User-supplied

**Size:** Variable  
AMDPATH2 -- X'01AC' bytes  
AMDMEMDI1 -- X'0054' bytes  
AMDAGFD -- X'006C' bytes  
AMDAGFO -- X'0020' bytes  
AMDADR -- X'0004' bytes  
AMDGLI -- X'000C' bytes  
AMDPATH1 -- X'00BC' bytes  
AMDSYS1 -- X'0080' bytes  
AMDMEM -- X'014C' bytes  
AMDMEMDI -- X'0040' bytes  
AMDAREA -- X'0040' bytes  
AMDPATH -- X'0078' bytes  
AMDMPEND -- X'004C' bytes  
AMDSYS -- X'004C' bytes  
AMDSD -- X'0030' bytes  
AMCTCHDD -- X'0020' bytes  
AMSTRHDD -- X'0020' bytes  
AMLSTHDD -- X'0020' bytes  
Note that AMCTCHDD, AMSTRHDD, and AMLSTHDD map storage contained within the AMPATH and AMDMPEND data records.

**Created by:** IXCA1MG

**Pointed to by:** DATAAREA\_ADDR field in MG parameter list

**Serialization:** None required

**Function:** IXCYAMDA maps the data returned by the XCF Measurement Gatherer Service (IXCMG).

## IXCYAMDA mapping

Table 146. Structure AMDAREA

Offset Dec	Offset Hex	Type	Len	Name(Dim)	Description
0	(0)	STRUCTURE	0	AMDAREA	Data area for IXCMG requests that return measurement data records.
0	(0)	SIGNED	4	AMDATLEN	Total length of output data area needed to contain all the requested information. This length includes the area for the records that were returned on this call.
4	(4)	SIGNED	4	AMDA#PTH	Number of path entries
8	(8)	SIGNED	4	AMDALPTH	Length of path data
12	(C)	SIGNED	4	AMDAOPTH	Offset to path entries
16	(10)	SIGNED	4	AMDA#MPE	Number of pending message entries
20	(14)	SIGNED	4	AMDALMPE	Length of pending message data
24	(18)	SIGNED	4	AMDAOMPE	Offset to pending message entries
28	(1C)	SIGNED	4	AMDA#SYS	Number of system entries
32	(20)	SIGNED	4	AMDALSYS	Length of system data
36	(24)	SIGNED	4	AMDAOSYS	Offset to system entries
40	(28)	SIGNED	4	AMDA#SD	Number of source/destination entries.
44	(2C)	SIGNED	4	AMDALSD	Length of source/destination data entries

Table 146. Structure AMDAREA (continued)

Offset Dec	Offset Hex	Type	Len	Name (Dim)	Description
48	(30)	SIGNED	4	AMDASD	Offset to source/destination entries.
52	(34)	SIGNED	4	AMDAMUS	Number of member message use summary entries
56	(38)	SIGNED	4	AMDALMUS	Length of member message space summary entries
60	(3C)	SIGNED	4	AMDAMUS	Offset to member message use summary entries
60	(3C)	X'40'	0	AMDAREA_LEN	"*-AMDAREA"

Table 147. Structure AMDAGFD

Offset Dec	Offset Hex	Type	Len	Name (Dim)	Description
0	(0)	STRUCTURE	0	AMDAGFD	Header for data area returned by explicit GATHERFROM=LOCAL or GATHERFROM=TOKEN
0	(0)	CHARACTER	64		This area is mapped by AMDAREA as usual.
64	(40)	BITSTRING	1	AMDAGFD_VERSION	Version of AMDAGFD header
65	(41)	CHARACTER	1		Reserved
66	(42)	SIGNED	2	AMDAGFD_LENGTH	Length of AMDAGFD header
68	(44)	SIGNED	4	AMDAGFD_RETCODE	IXCMG return code for the data collection
72	(48)	SIGNED	4	AMDAGFD_RSNCODE	IXCMG reason code for the data collection
76	(4C)	SIGNED	4	AMDAGFD_SYSTOKEN	XCF System ID of system that collected the data
80	(50)	CHARACTER	8	AMDAGFD_SYSNAME	Name of system that collected the data
88	(58)	CHARACTER	8	AMDAGFD_TOD	TOD when data gathering started. Hex zero if not started or not known.
96	(60)	CHARACTER	3		
99	(63)	BITSTRING	1	AMDAGFD_AMDALEVEL	AMDALEVEL requested
100	(64)	SIGNED	4	AMDAGFD_OGLI_REPORTED	Offset relative to AMDAGFD to locate the Gatherer Level Info record describing the AMDALEVEL of the returned data records. Zero if record not provided.
104	(68)	SIGNED	4	AMDAGFD_OGLI_SUPPORTED	Offset relative to AMDAGFD to locate the Gatherer Level Info record describing the maximum AMDALEVEL supported by the gathering system for each type of data record. Zero if record not provided.
104	(68)	X'6C'	0	AMDAGFD_LEN	"*-AMDAGFD"

Table 148. Structure AMDAGFO

Offset Dec	Offset Hex	Type	Len	Name (Dim)	Description
0	(0)	STRUCTURE	0	AMDAGFO	Data area for IXCMG GATHERFROM=OTHER request
0	(0)	BITSTRING	1	AMDAGFO_VERSION	Version of this header
1	(1)	CHARACTER	1		reserved
2	(2)	SIGNED	2	AMDAGFO_LENGTH	Length of this header
4	(4)	SIGNED	4	AMDAGFO_RETCODE	IXCMG return code for the asynchronous request.

Table 148. Structure AMDAGFO (continued)

Offset Dec	Offset Hex	Type	Len	Name (Dim)	Description
8	(8)	SIGNED	4	AMDAGFO_RSNCODE	IXCMG reason code for the asynchronous request.
12	(C)	BITSTRING	1	AMDAGFO_MAXPLISTVER	Max IXCMG PLISTVER supported by target system. Valid for use if nonzero.
13	(D)	BITSTRING	1	AMDAGFO_MAXAMDALEVEL	Max IXCMG AMDALEVEL supported by target system. Valid for use if nonzero.
14	(E)	CHARACTER	2		reserved
16	(10)	CHARACTER	16	AMDAGFO_REQTOKEN	If request accepted, contains a token that represents the request. Otherwise zero.
16	(10)	X'20'	0	AMDAGFO_LEN	"*-AMDAGFO"

Table 149. Structure AMDADR

Offset Dec	Offset Hex	Type	Len	Name (Dim)	Description
0	(0)	STRUCTURE	0	AMDAADR	Mapping of first word common to all data records
0	(0)	BITSTRING	1	AMDAADR_TYPE	Type of data record
1	(1)	BITSTRING	1	AMDAADR_VERSION	Version of data record
2	(2)	SIGNED	2	AMDAADR_LENGTH	Length in bytes of record
4	(4)	CHARACTER	1	AMDAADR_CONTENT(0)	Type specific content starts at this offset
4	(4)	X'1'	0	AMDA_KTYPE_PATH	"1" AMPATH
4	(4)	X'2'	0	AMDA_KTYPE_MPEND	"2" AMDMPEND
4	(4)	X'4'	0	AMDA_KTYPE_SYS	"4" AMDSYS
4	(4)	X'8'	0	AMDA_KTYPE_SD	"8" AMDSD
4	(4)	X'10'	0	AMDA_KTYPE_MEM	"16" AMDMEM
All new TYPE constants must be a multiple of 32 for compatibility with AMPATH, AMDMPEND, AMDSYS, AMDSD, AMDMEM which use a flag in the low order 5 bits of TYPE byte to identify the record.					
4	(4)	X'20'	0	AMDA_KTYPE_GLI	"32" AMDGLI
4	(4)	X'0'	0	AMDA_KVERSION0	"0"
4	(4)	X'4'	0	AMDAADR_LEN	"*-AMDAADR"

Table 150. Structure AMDGLI

Offset Dec	Offset Hex	Type	Len	Name (Dim)	Description
0	(0)	STRUCTURE	0	AMDGLI	Record containing information about AMDALEVELs for specific types of data records
0	(0)	BITSTRING	1	AMDGLI_TYPE	=AMDA_kType_GLI
1	(1)	BITSTRING	1	AMDGLI_VERSION	Version of this record
2	(2)	SIGNED	2	AMDGLI_RECLEN	Length of this record
4	(4)	BITSTRING	1	AMDGLI_LEVEL_PATH	for AMPATH
5	(5)	BITSTRING	1	AMDGLI_LEVEL_MSGPEND	for AMDMPEND
6	(6)	BITSTRING	1	AMDGLI_LEVEL_SYSTEM	for AMDSYS
7	(7)	BITSTRING	1	AMDGLI_LEVEL_SRC DST	for AMDSD
8	(8)	BITSTRING	1	AMDGLI_LEVEL_MEMBER	for AMDMEM
9	(9)	CHARACTER	3		reserved

Table 150. Structure AMDGLI (continued)

Offset Dec	Offset Hex	Type	Len	Name(Dim)	Description
9	(9)	X'C'	0	AMDGLI_LEN	"*-AMDGLI"

Table 151. Structure AMPATH

Offset Dec	Offset Hex	Type	Len	Name(Dim)	Description
0	(0)	STRUCTURE	0	AMDPATH	Path activity entry, placed in the data area first if requested
0	(0)	BITSTRING	1	AMDPTYPE(0)	Indication of type of data
		.... ..1		AMDPTYP	"X'01'" Indicates path data
1	(1)	BITSTRING	1		Reserved and set to 0
2	(2)	SIGNED	2	AMDPLENT	Length of a path entry
4	(4)	CHARACTER	8	AMDPNAME	System name
12	(C)	CHARACTER	4	AMDPDEV	Device number in EBCDIC of CTC device for signalling path. Blanks if not CTC device.
16	(10)	BITSTRING	1	AMDPDIR(0)	Direction of path
		1... ....		AMDPINB	"X'80'" Inbound path
		.1.. ....		AMDPOUTB	"X'40'" Outbound path
17	(11)	CHARACTER	3		Reserved and set to 0
20	(14)	CHARACTER	8	AMDPONME	Name of system on other end if known, otherwise blanks.
28	(1C)	CHARACTER	4	AMPODEV	Device number in EBCDIC on the other end if known, otherwise blanks.
32	(20)	CHARACTER	4	AMDPLAG(0)	Flags
32	(20)	BITSTRING	1	AMPSTAT(0)	Path status
		1... ....		AMPSTRT	"X'80'" Starting
		.1.. ....		AMPREST	"X'40'" Restarting
		..1. ....		AMPWORK	"X'20'" Working
		...1 ....		AMPSTOP	"X'10'" Stopping
		.... 1...		AMPLINK	"X'08'" Waiting for completion of initial protocol used to establish communication link.
		.... .1..		AMPNOP	"X'04'" Not operational. Path defined to XCF but not usable until hardware and/or definition problems are resolved
		.... ..1.		AMPFAIL	"X'02'" Stop failed.
		.... ...1		AMPRLD	"X'01'" Rebuilding
33	(21)	BITSTRING	1	AMPSTA2(0)	More path status flags
		1... ....		AMPQSCG	"X'80'" Quiescing
		.1.. ....		AMPQSCD	"X'40'" Quiesced
		..1. ....		AMP_NOTVIABLE	"X'20'" ON if path is effectively quiesced. For example, no buffer conditions on the inbound side.
		...1 ....		AMP_SS_MONITOR	"X'10'" ON if path appears to have the potential to be causing sympathy sickness.
		.... 1...		AMP_SS_IMPACT	"X'08'" ON if path is contributing to sympathy sickness condition.
		.... .1..		AMP_STALLED	"X'04'" ON if I/O transfer does not seem to be making progress.
34	(22)	CHARACTER	2		Reserved and set to 0

Table 151. Structure AMDPATH (continued)

Offset Dec	Offset Hex	Type	Len	Name(Dim)	Description
36	(24)	SIGNED	4	AMDP#RET	Path retry limit
40	(28)	SIGNED	4	AMDP#RET	Current path retry count
44	(2C)	SIGNED	4	AMDP#RST	Cumulative number of restarts
48	(30)	SIGNED	4	AMDP#XMS	Path maximum message limit. This value is the customer specified value for the number of 1K byte blocks of message buffer space associated with this signalling path. For an inbound path, this is the maximum amount of buffer space that can be used by the path. For an outbound path, this is the amount of buffer space contributed by this path to the total buffer space available for sending messages to the system on the other end using the transport class to which this path is assigned.
52	(34)	SIGNED	4	AMDP#SIG	For an outbound (inbound) path, the total number of signals sent (received) over the path. N/A for structure summary (Hardware type 2)
56	(38)	SIGNED	4	AMDP#ACT(0)	For an outbound path, the current number of signals pending transfer on the path. N/A for structure summary (Hardware type 2)
56	(38)	SIGNED	4	AMDP#IBR	For an inbound path, the total number of times a request for a new message buffer was refused due to the maximum message limit for the path. N/A for structure summary (Hardware type 2)
60	(3C)	SIGNED	4	AMDP#SUS	For an outbound path, the total number of signal requests satisfied by this path while not busy. For an inbound path, reserved and set to 0. N/A for structure summary (Hardware type 2)
64	(40)	SIGNED	4	AMDP#APP(0)	For an outbound path, the total number of signal requests satisfied by this path while busy. N/A for structure summary (Hardware type 2)
64	(40)	SIGNED	4	AMDPIOXT	For an inbound path, the average I/O transfer time, expressed in microseconds, for the most recently received signals. Zero if not available (no recent signals or sending system does not provide the necessary data). 'FFFFFFF'x if overflow (implies average exceeds approximately 35 minutes). N/A for structure summary (Hardware type 2)
68	(44)	SIGNED	4	AMDP#USE	Count of the current number of 1K byte blocks of message buffer space in use by this signalling path. N/A for structure summary (Hardware type 2)
72	(48)	SIGNED	4	AMDP#GRS	Measurement Gatherer Reset Data indicator, changes when counts for this path entry have been reset. Use this token to determine whether or not the data collected from two different invocations of the IXCMG service are comparable. If the token is the same for both sets of data, it makes sense to compare the data. If the token is different, the two sets of data are not comparable since they refer to two different instances of the indicated signalling path.

Table 151. Structure AMDPATH (continued)

Offset Dec	Offset Hex	Type	Len	Name (Dim)	Description
76	(4C)	CHARACTER	8	AMDPTCN	Transport Class Name. For an outbound path, the class to which the path is assigned. For an inbound path, blanks if AMDALEVEL<=1. For AMDALEVEL>1, the class to which the outbound side of the path is assigned, blanks if not known.
84	(54)	SIGNED	4	AMDPPHDT	Type of hardware being used as the transport mechanism for the signalling path. See AMHDTxxx constants.
88	(58)	CHARACTER	32	AMDPPHDD	Path hardware descriptor. See AMxxxHDD mappings below.
88	(58)	X'78'	0	AMDPATH_LEN	"*-AMDPATH"

Table 152. Structure AMDPATH1

Offset Dec	Offset Hex	Type	Len	Name (Dim)	Description
0	(0)	STRUCTURE	0	AMDPATH1	Path activity entry, returned when AMDALEVEL>0 specified on IXCMG.
0	(0)	CHARACTER	120		Mapped by AMDPATH
120	(78)	SIGNED	4	AMDPATH1_BUFFLEN	Maximum number of bytes of message data that will fit into the signal buffers that are currently used by the signalling path. Zero if signal buffers are not relevant to the path. N/A for structure summary (Hardware type 2)
124	(7C)	SIGNED	4	AMDPATH1_TRANSFERRATE	For an outbound path, transfer rate value expressed in microseconds, that was last reported by the inbound side of the path. Zero if not available (no recent signals or sending system does not provide the necessary data or path is not relevant for signal transfers). 'FFFFFFFF'x if overflow (implies average exceeds approximately 35 minutes). N/A for inbound paths. N/A for structure summary (Hardware type 2)
128	(80)	SIGNED	4	AMDPATH1_#PENDINGDELIVERY	For an inbound path, the number of signal buffers currently engaged in some phase of delivering a message that was received over the path. N/A for outbound paths. N/A for structure summary (Hardware type 2)
132	(84)	SIGNED	4	AMDPATH1_SIGNAL#	For an outbound path, the signal number assigned to the most recent signal queued for transfer over the path (contrast with AMDP#SIG which includes only user signals). For an inbound path, the signal number of the signal that was most recently received. These numbers are not necessarily ever increasing. N/A for structure summary (Hardware type 2)
136	(88)	CHARACTER	52		Reserved for future use
136	(88)	X'BC'	0	AMDPATH1_LEN	"*-AMDPATH1"

Table 153. Structure AMDPATH2

Offset Dec	Offset Hex	Type	Len	Name (Dim)	Description
0	(0)	STRUCTURE	0	AMDPATH2	Path activity entry, returned when AMDALEVEL=4 specified on IXCMG.



Table 153. Structure AMDPATH2 (continued)

Offset Dec	Offset Hex	Type	Len	Name (Dim)	Description
0	(0)	CHARACTER	188		Mapped by AMDPATH1
188	(BC)	CHARACTER	4		Reserved for alignment
192	(C0)	SIGNED	8	AMDPATH2_NOINBUFTIMESUM	Total time (in microseconds) the path had a no-inbound buffer impact condition
200	(C8)	SIGNED	8	AMDPATH2_NOINBUFTIMESSQ	Sum of squared microseconds for each no-inbound-buffer impact conditions
208	(D0)	SIGNED	4	AMDPATH2_NOINBUFTIME#	The count of no-inbound-buffer impact conditions
212	(D4)	CHARACTER	84		Reserved for future use
<p>Path usage statistics array. This array describes the utilization of the path. Each entry in the array describes utilization as a percentage of the maximum capacity. Any remaining time not described by this array can be considered time the path was not utilized at all (i.e. 0% utilized).</p>					
296	(128)	CHARACTER	32	AMDPATH2_USAGESTATS(0)	
296	(128)	SIGNED	8	AMDPATH2_USETIMESUM	Total time (in microseconds) path was in use at the indicated percent utilization
304	(130)	SIGNED	8	AMDPATH2_USETIMESSQ	Sum of squared microseconds path was in use at the indicated utilization
312	(138)	SIGNED	4	AMDPATH2_USETIME#	Count of times the path was in use at the indicated percent utilization
316	(13C)	SIGNED	4	AMDPATH2_USESIGCNT	Total number of signals sent for this usage entry
320	(140)	SIGNED	4	AMDPATH2_USEPERCENT	Percent utilization this entry represents (e.g. 25, 50, etc)
324	(144)	CHARACTER	4		Reserved for future use
424	(1A8)	CHARACTER	4		Reserved for alignment
424	(1A8)	X'1AC'	0	AMDPATH2_LEN	"*-AMDPATH2"

Table 154. Structure AMDMPEND

Offset Dec	Offset Hex	Type	Len	Name (Dim)	Description
0	(0)	STRUCTURE	0	AMDMPEND	Pending messages entry
0	(0)	BITSTRING	1	AMDMTYPE(0)	Indication of type of data
	.... ..1.			AMDMTYPM	"X'02'" Indicates pending message data
1	(1)	BITSTRING	1		Reserved and set to 0
2	(2)	SIGNED	2	AMDMLENT	Length of a pending message entry
4	(4)	CHARACTER	4	AMDMDDEVN	Device number (EBCDIC) of CTC device for signalling path on which message is pending. Blanks if not associated with any signalling path or not a CTC device.
8	(8)	BITSTRING	8	AMDMTOKN	Member token of message sender
16	(10)	SIGNED	2	AMDMA SID	ASID of member sending message
18	(12)	SIGNED	2	AMDHOME	Home ASID that initiated message out request
20	(14)	CHARACTER	8	AMDTSNM	Name of system that is target of message
28	(1C)	SIGNED	4	AMDMSGL	Length of message which is pending
32	(20)	CHARACTER	8	AMDTCN	Name of transport class selected for transferring the message, blanks if class not yet selected.

Table 154. Structure AMDMPEND (continued)

Offset Dec	Offset Hex	Type	Len	Name(Dim)	Description
40	(28)	SIGNED	4	AMDMPHDT	Type of hardware being used as the transport mechanism for the signalling path. Indicates not applicable if the message is not currently pending transfer over a particular signalling path.
44	(2C)	CHARACTER	32	AMDMPHDD	Path hardware descriptor. Not applicable if message is not currently pending transfer over a particular signalling path. See AMxxxHDD mappings below.
44	(2C)	X'4C'	0	AMDMPEND_LEN	"*-AMDMPEND"

Table 155. Structure AMDSYS

Offset Dec	Offset Hex	Type	Len	Name(Dim)	Description
0	(0)	STRUCTURE	0	AMDSYS	System entry. There are two or more system entries per remote system (1 inbound entry plus 1 outbound entry per transport class). One entry per transport class for the local system.
0	(0)	BITSTRING .... .1..	1	AMDSYTYP(0) AMDSYTYE	Indication of type of data "X'04'" Indicates system data
1	(1)	BITSTRING	1		Reserved and set to 0
2	(2)	SIGNED	2	AMDSYLEN	Length of system entry
4	(4)	CHARACTER	8	AMDSYNME	System name, blanks if not known
12	(C)	BITSTRING 1... .... .1.. .... ..1. ....	1	AMDSYDIR(0) AMDSYIN AMDSYOUT AMDSYLCL	Direction "X'80'" Inbound "X'40'" Outbound "X'20'" Local
13	(D)	CHARACTER	3		Reserved and set to 0
16	(10)	SIGNED	4	AMDSYPTH	Current number of paths in service. If local entry, set to 0. If outbound entry, count is for indicated transport class.
20	(14)	SIGNED	4	AMDSYBSY	Total number of times a no buffer condition occurred. Subject to wrapping. If local or outbound entry, count is for indicated transport class.
24	(18)	SIGNED	4	AMDSYNOP	Total number of times a no path condition occurred. Subject to wrapping. If local entry, set to 0. If outbound entry, count is for indicated transport class.
28	(1C)	SIGNED	4	AMDSYMXB	Current maximum number of 1K byte blocks of message buffer space permitted for system. If local or outbound entry, count is for indicated transport class.
32	(20)	SIGNED	4	AMDSYUSE	Current number of 1K byte blocks of message buffer space in use on system. If local or outbound system entry, count is for indicated transport class.

Table 155. Structure AMDSYS (continued)

Offset Dec	Offset Hex	Type	Len	Name(Dim)	Description
36	(24)	SIGNED	4	AMDSYNUM	System Token. Changes when all counts for the system named by AMDSYNME have been reset. Use this token to determine whether or not the data collected from two different invocations of the IXCMG service are comparable. If the token is the same for both sets of data, it makes sense to compare the data. If the token is different, the two sets of data are not comparable since they refer to two different instances of the named system.
40	(28)	SIGNED	4	AMDSYBIG	Total number of messages sent whose length exceeded the buffer size that supports the defined transport class length. Zero if inbound entry. Subject to wrapping.
44	(2C)	SIGNED	4	AMDSYFIT	Total number of messages sent whose length fit the buffer size that supports the defined transport class length. Zero if inbound entry. Subject to wrapping.
48	(30)	SIGNED	4	AMDSYSML	Total number of messages sent whose length was smaller than buffer size that supports the defined transport class length. Zero if inbound entry. Subject to wrapping.
52	(34)	SIGNED	4	AMDSYOVR	Total number of messages sent whose length exceeded the buffer size for which the signalling service was optimized. Zero if inbound entry. Subject to wrapping.
56	(38)	SIGNED	4	AMDSYTCL	Length of longest message that fits the buffer size that supports the defined transport class length. Zero if inbound entry.
60	(3C)	CHARACTER	8	AMDSYTCN	Transport Class Name to which the data applies. Blanks if inbound entry.
68	(44)	SIGNED	4	AMDSYGRS	Measurement Gatherer Reset Data indicator, changes when counts for the transport class named by AMDSYTCN have been reset. Note that if AMDSYNUM field has changed, then counts have been reset even though AMDSYGRS may not have changed. Zero if inbound entry. Use this token to determine whether or not the data collected from two different invocations of the IXCMG service are comparable. If the token is the same for both sets of data, it makes sense to compare the data. If the token is different, the two sets of data are not comparable since they refer to two different instances of the indicated transport class definition
72	(48)	SIGNED	4	AMDSYSMX	Customer defined maxmsg value. Default number of 1K byte blocks of message buffer space. If local or outbound entry, count is for transport class. This value can be modified via SETXCF command.
72	(48)	X'4C'	0	AMDSYS_LEN	"*-AMDSYS"

Table 156. Structure AMDSYS1

Offset Dec	Offset Hex	Type	Len	Name (Dim)	Description
0	(0)	STRUCTURE	0	AMDSYS1	System entry. This is the mapping to use for system data when the IXCMG service is invoked with AMDALEVEL >= 1. NOTE: These records are variable length. AMDSYLEN *must* be used to increment to the next AMDSYS1 entry.
0	(0)	CHARACTER	112	AMDSYS1F(0)	
0	(0)	CHARACTER	76		This area is mapped by AMDSYS as usual.
76	(4C)	CHARACTER	32		Reserved.
108	(6C)	SIGNED	4	AMDSYS1_#MSGSIZES	Number of entries in the AMDSYS1_MsgSizes array. Could be zero.
112	(70)	CHARACTER	1	AMDSYS1V(0)	
112	(70)	CHARACTER	16	AMDSYS1_MSGSIZES(0)	Array of msg size data
112	(70)	SIGNED	4	AMDSYS1_BUFFLEN	maximum number of bytes of message data that fit in the message buffer
116	(74)	SIGNED	4	AMDSYS1_SIGNALCNT	Number of signals that could have used a signal buffer of the indicated size. Subject to wrapping.
120	(78)	CHARACTER	8		Reserved.
120	(78)	X'80'	0	AMDSYS1_LEN	"*-AMDSYS1"

Table 157. Structure AMDSD

Offset Dec	Offset Hex	Type	Len	Name (Dim)	Description
0	(0)	STRUCTURE	0	AMDSD	Source/destination entry, one per member.
0	(0)	BITSTRING	1	AMDSTYPE(0)	Indication of type of data
		.... 1...		AMDSTYPS	"X'08'" Indicates source/destination data
1	(1)	BITSTRING	1		Reserved and set to 0
2	(2)	SIGNED	2	AMDSLENT	Length of a source/destination entry
4	(4)	CHARACTER	8	AMDSGRP	Eight byte group name
12	(C)	CHARACTER	16	AMDSMEM	Member name
28	(1C)	SIGNED	4	AMDSSCNT	Total number of signals sent by the member
32	(20)	SIGNED	4	AMDSRCNT	Total number of signals received by the member
36	(24)	SIGNED	4	AMDSMGRS	Measurement Gatherer Reset Data indicator, changes when counts for this member entry have been reset. Use this token to determine whether or not the data collected from two different invocations of the IXCMG service are comparable. If the token is the same for both sets of data, it makes sense to compare the data. If the token is different, the two sets of data are not comparable since they refer to two different instances of the indicated member.
40	(28)	CHARACTER	8	AMDSSNAM	Name of system on which member resides
40	(28)	X'30'	0	AMDSD_LEN	"*-AMDSD"

Table 158. Structure AMDMEM

Offset Dec	Offset Hex	Type	Len	Name (Dim)	Description
0	(0)	STRUCTURE	0	AMDMEM	Member data entry
0	(0)	CHARACTER	268	AMDMEM_HDR(0)	
0	(0)	BITSTRING	1	AMDMEM_TYPE(0)	Indicates type of data
		...1 ....		AMDMEM_TYPEMEM	"X'10'" Indicates member data
1	(1)	BITSTRING	1		Reserved and set to 0
2	(2)	SIGNED	2	AMDMEM_LENGTH	Number of bytes of data returned in this entry. CAUTION: records are variable length since a variable number of AMDMEMDI data items may be returned.
4	(4)	CHARACTER	8	AMDMEM_GROUPNAME	XCF group name
12	(C)	CHARACTER	16	AMDMEM_MEMBERNAME	XCF Member name
28	(1C)	CHARACTER	8	AMDMEM_JOBNAME	Member's jobname
36	(24)	CHARACTER	8	AMDMEM_SYSNAME	Name of system on which member resides
44	(2C)	BITSTRING	8	AMDMEM_MEMBRTOKEN	XCF member token for the indicated member. Use this token to determine whether or not the data collected from two different invocations of the IXCMG service are comparable. If the token is the same for both sets of data, it makes sense to compare the data. If the token is different, the two sets of data are not comparable since they refer to two different instances of the indicated member.
52	(34)	SIGNED	4	AMDMEM_SYSTOKEN	XCF system token for the system where the member resides.
56	(38)	BITSTRING	1	AMDMEM_EXITSDEFINED(0)	User exits supplied at join time.
		.... 1...		AMDMEM_HASMSGEXIT	"X'08'" ON if the member supplied a MSGEXIT routine when it invoked IXCJOIN to join its group. The member is capable of receiving messages. Valid for AMDALEVEL > 1.
		.... .1..		AMDMEM_HASGRPEXIT	"X'04'" ON if the member supplied a GRPEXIT routine when it invoked IXCJOIN to join its group. The member is capable of receiving notifications about changes in the operational states of other members in the group or systems in the sysplex. Valid for AMDALEVEL > 1.
		.... ..1.		AMDMEM_HASNOTIFYEXIT	"X'02'" ON if the member supplied a NOTIFYEXIT routine when it invoked IXCJOIN to join its group. The member is capable of receiving message notifications. Valid for AMDALEVEL > 1.
		.... ...1		AMDMEM_HASSTATEEXIT	"X'01'" ON if the member supplied a STATEEXIT routine when it invoked IXCJOIN to join its group. This allows XCF to monitor the member's status. Valid for AMDALEVEL > 1.
57	(39)	CHARACTER	1		reserved
58	(3A)	SIGNED	2	AMDMEM_ASID	Member's address space
60	(3C)	SIGNED	4	AMDMEM_MSGOACCEPTED	Cumulative count of messages accepted for delivery by the IXCMG service. Subject to wrapping.
64	(40)	SIGNED	4	AMDMEM_MSGONOBUFFER	Total number of messages rejected by the IXCMG service for lack of a message buffer. Subject to wrapping.

Table 158. Structure AMDMEM (continued)

Offset Dec	Offset Hex	Type	Len	Name (Dim)	Description
68	(44)	SIGNED	4	AMDMEM_MSGIRECEIVED	Cumulative count of messages that were to be delivered to the member. Includes both local and remote messages. Subject to wrapping.
72	(48)	SIGNED	4	AMDMEM_MSGICURRWORKITEMS	The number of signal work items currently queued for processing. Usually a work item represents a message that is to be delivered, but they could include internal XCF work that needs to be performed.
76	(4C)	SIGNED	4	AMDMEM_MSGITRANSFERS	Cumulative count of remote signals that were received on behalf of the member. Subject to wrapping.
80	(50)	SIGNED	4	AMDMEM_MSGOTRANSFERTIME	For inbound remote signals, the average message transfer time, expressed in microseconds, for the most recently received signals. Zero if not available (no recent signals or sending system does not provide the necessary data). 'FFFFFFF'x if overflow (implies average exceeds approximately 35 minutes). Message transfer is measured from the time that XCF accepts delivery of the message on the sending system to the time that (each signal for the) message arrives on the target system and can be scheduled/queued/collected for delivery to the target member.
84	(54)	SIGNED	4	AMDMEM_GRPXRECEIVED	Cumulative count of group events that were to be delivered to the member. Subject to wrapping.
88	(58)	SIGNED	4	AMDMEM_GRPXCURRWORKITEMS	The number of group work items currently queued for processing.
92	(5C)	CHARACTER	8	AMDMEM_TODWHENCOLLECTED	TOD when started data gathering. Valid for AMDALEVEL > 0.
100	(64)	CHARACTER	2	AMDMEM_FLAGS(0)	
100	(64)	CHARACTER	1	AMDMEM_FLAGS1(0)	first byte of flags
	1... ....			AMDMEM_STALLED	"X'80'" ON if the member is considered stalled. Valid for AMDALEVEL > 0.
	.1.. ....			AMDMEM_SYMPATHYSICKNESS	"X'40'" ON if member appears to be contributing to sympathy sickness in the sysplex. Valid for AMDALEVEL > 0.
	..1. ....			AMDMEM_DEACTIVATING	"X'20'" ON if active member being deactivated. Member exit routines will not be driven. Valid for AMDALEVEL > 0.
	...1 ....			AMDMEM_SS_TERMINATING	"X'10'" ON if member termination was initiated by SFM in an attempt to relieve sympathy sickness. Valid for AMDALEVEL > 0.
	.... 1...			AMDMEM_MEMSTALLENABLED	"X'08'" ON if XCF is to terminate the member that appears to be causing sympathy sickness. Valid for AMDALEVEL > 1.
	.... .1..			AMDMEM_CONFIRMEDSUM	"X'04'" ON if the member is in a status update missing condition confirmed by its status exit. Valid for AMDALEVEL > 1.
	.... ..1.			AMDMEM_CONFIRMEDIMPAIRED	"X'02'" ON if the member is considered impaired because its status exit continuously reports bad status. Valid for AMDALEVEL > 1.

Table 158. Structure AMDMEM (continued)

Offset Dec	Offset Hex	Type	Len	Name (Dim)	Description
		.... ...1		AMDMEM_DEEMEDIMPAIRED	"X'01'" ON if the member is considered impaired because all of its exits are stalled. Valid for AMDALEVEL > 1.
101	(65)	CHARACTER	1	AMDMEM_FLAGS2(0)	second byte of flags
		1... ....		AMDMEM_MESSAGEISOLATED	"X'80'" ON if the member is "message isolated". If so, XCF will reject or delay msgout requests targeted to this member. Valid for AMDALEVEL > 2.
		.1.. ....		AMDMEM_IMPACTFULMISO	"X'40'" ON if the message isolation of this member appears to be impacting msgout requests targeted to this member (XCF has rejected or delayed messages). Due to various latencies, the senders could continue to be impacted even after the subject member is no longer isolated. Similarly, it might appear that senders are still being impacted even after they have recognized that the subject member is no longer isolated. Valid for AMDALEVEL > 2.
		..1. ....		AMDMEM_IMPACTEDBYMISO	"X'20'" ON if subject member currently appears to be impacted by one or more members who currently appear to be "message isolated". Implies one or more messages sent by the subject member to the isolated member(s) have been delayed and/or rejected. Valid for AMDALEVEL > 2.
102	(66)	CHARACTER	2		Reserved
104	(68)	SIGNED	4	AMDMEM_MSGICURRWIIOBUFF	Number of currently queued work items consuming an XCF signal buffer. Valid for AMDALEVEL > 0.
108	(6C)	SIGNED	4	AMDMEM_MSGICURRWIDRBUFF	Number of currently queued work items consuming a DREF XCF buffer. Valid for AMDALEVEL > 0.
112	(70)	SIGNED	4	AMDMEM_MSGICURRWIPGBUFF	Number of currently queued work items consuming a pageable XCF buffer. Valid for AMDALEVEL > 0.
116	(74)	SIGNED	4	AMDMEM_MSTCURRMMSGSENDPEND	Number of managed msgout requests currently in pending state because a send has not completed. Valid for AMDALEVEL > 0.
120	(78)	SIGNED	4	AMDMEM_MSTCURRMMSGORESPEND	Number of managed msgout requests currently in pending state because an expected response has not been received (no sends pending). Valid for AMDALEVEL > 0.
124	(7C)	SIGNED	4	AMDMEM_MSTCURRMMSGOCOMPLETED	Number of managed msgout requests currently in completed state. Valid for AMDALEVEL > 0.
128	(80)	SIGNED	4	AMDMEM_MSTCURRMMSGOSAVED	Number of managed msgout requests currently in saved state. Valid for AMDALEVEL > 0.
132	(84)	SIGNED	4	AMDMEM_MSTCURRMMSGISAVED	Number of managed msgin requests currently in saved state. Valid for AMDALEVEL > 0.
136	(88)	SIGNED	4	AMDMEM_MSGICURRWICRITMSG	Number of currently queued critical messages. Valid for AMDALEVEL > 1.
140	(8C)	CHARACTER	24	AMDMEM_MEMBERFUNCTION	Member FUNCTION as specified on IXCJOIN. Valid for AMDALEVEL > 1.
164	(A4)	CHARACTER	8	AMDMEM_TODWHENJOINED	TOD when member became active. Valid for AMDALEVEL > 1.

Table 158. Structure AMDMEM (continued)

Offset Dec	Offset Hex	Type	Len	Name (Dim)	Description
172	(AC)	SIGNED	2	AMDMEM_MEMSTALLTIME	SFM MEMSTALLTIME value used to determine how many seconds the system will allow the sympathy sickness condition to persist before it terminates the member. Valid for AMDALEVEL > 1.
174	(AE)	CHARACTER	8	AMDMEM_TODWHENSTATUSCHANGED	TOD when a member status change was detected or confirmed by the status monitor. Valid if member requested status monitoring and AMDALEVEL > 1.
182	(B6)	CHARACTER	8	AMDMEM_TODWHENSTATUSCHECKED	TOD when the member status monitor last checked the member status. Valid if member requested status monitoring and AMDALEVEL > 1.
190	(BE)	CHARACTER	58		Reserved
248	(F8)	SIGNED	4	AMDMEM_MSGODELAYEDFORMISO	Total number of msgout requests from the subject member that were delayed due to message isolation of the target member. Subject to wrap. Valid for AMDALEVEL > 2.
252	(FC)	SIGNED	4	AMDMEM_MSGOREJECTEDFORMISO	Total number of msgout requests from the subject member that were rejected due to message isolation of the target member. Subject to wrap. Valid for AMDALEVEL > 2.
256	(100)	SIGNED	4	AMDMEM_#VMDI	Number of variable length member data items (AMDMEMDI1) returned for this member data entry. Valid for AMDALEVEL > 2
260	(104)	SIGNED	4	AMDMEM_OVMDI	Offset relative to AMDMEM to locate variable length member data items (AMDMEMDI1). Valid for AMDALEVEL > 2
264	(108)	SIGNED	4	AMDMEM_#DATAITEMS	Number of data items in the following array
268	(10C)	CHARACTER	64	AMDMEM_DATAITEMS	Array of data items. Each entry is mapped by AMDMEMDI.
268	(10C)	X'14C'	0	AMDMEM_LEN	"*-AMDMEM"

Table 159. Structure AMDMEMDI

Offset Dec	Offset Hex	Type	Len	Name (Dim)	Description
0	(0)	STRUCTURE	0	AMDMEMDI	Member data item
0	(0)	CHARACTER	4	AMDMEMDI_HDR(0)	
0	(0)	BITSTRING	1	AMDMEMDI_DATATYPE	Indicates the format of AMDMEMDI_Data. Your program should skip data items whose type it does not recognize. New data types may be added at any time.
1	(1)	BITSTRING	1	AMDMEMDI_SUBJECT	Subject of the data item
2	(2)	BITSTRING	1	AMDMEMDI_FLAGS(0)	
		1... ....		AMDMEMDI_STALLED	"X'80'" ON if data item could be related to a hang condition.
3	(3)	CHARACTER	1		Reserved
4	(4)	CHARACTER	60	AMDMEMDI_DATA(0)	
4	(4)	CHARACTER	60	AMDMEMDI_EXITROUTINES(0)	DataType 001: exits
4	(4)	ADDRESS	4	AMDMEMDIXR_TOKEN	exit routine token



Table 159. Structure AMDMEMDI (continued)

Offset Dec	Offset Hex	Type	Len	Name (Dim)	Description
8	(8)	CHARACTER	2	AMDMEMDIRX_FUNCTIONCODE	EBCDIC eyecatcher to indicate function to be performed.
10	(A)	CHARACTER	2		Reserved
12	(C)	CHARACTER	8	AMDMEMDIRX_TODWHENCALLED	TOD when exit was called. Hex zero if exit not yet called.
20	(14)	CHARACTER	8	AMDMEMDIRX_TODWHENRETURNED	TOD when exit returned. Hex zero if exit not yet returned.
28	(1C)	SIGNED	4	AMDMEMDIRX_PROCESSTAGE	If exit not yet returned, identifies current stage of processing.
32	(20)	CHARACTER	32		reserved
4	(4)	CHARACTER	60	AMDMEMDI_WORKITEM(0)	DataType 002: work items
4	(4)	ADDRESS	4	AMDMEMDIWI_TOKEN	work item token
8	(8)	CHARACTER	2	AMDMEMDIWI_FUNCTIONCODE	EBCDIC eyecatcher to indicate function to be performed.
10	(A)	CHARACTER	2		Reserved
12	(C)	CHARACTER	8	AMDMEMDIWI_TODWHENCREATED	TOD when work item was created.
20	(14)	SIGNED	4	AMDMEMDIWI_ITEM#	work item number
24	(18)	CHARACTER	40		reserved
4	(4)	CHARACTER	40	AMDMEMDI_MSGSIZES(0)	DataType 003: msg sizes
4	(4)	SIGNED	4	AMDMEMDIMS_BUFFLEN	maximum number of bytes of message data that fit in the message buffer
8	(8)	SIGNED	4	AMDMEMDIMS_MSGOREMOTESENT	Number of remote signals sent that could have used a signal buffer of this size. Subject to wrapping.
12	(C)	SIGNED	4	AMDMEMDIMS_MSGOLOCALSENT	Number of local signals sent that could have used a signal buffer of this size. Subject to wrapping.
16	(10)	CHARACTER	28		reserved
4	(4)	CHARACTER	60	AMDMEMDI_SYMPATHYSICKNESS(0)	DataType 004: sympathy sickness impact. Valid for AMDALEVEL > 0.
4	(4)	BITSTRING	32	AMDMEMDISS_SYSTEMS	Set of systems that appear to be suffering from sympathy sickness for which the subject member is at least partially responsible. The i'th bit is ON if the system whose XCF system slot number is "i" is being impacted.
36	(24)	SIGNED	4	AMDMEMDISS_#IMPACTEDBUFFERS	Number of I/O Buffers in use by the stalled member that could be contributing to the sympathy sickness problem.
40	(28)	CHARACTER	24		reserved
4	(4)	CHARACTER	60	AMDMEMDI_MESSAGETABLE(0)	DataType 005: message table. Valid for AMDALEVEL > 1.
4	(4)	SIGNED	4	AMDMEMDINT_CURRSENPEND	Number of requests currently in pending state because a send has not completed.
8	(8)	SIGNED	4	AMDMEMDINT_CURRRESPEND	Number of requests currently in pending state because an expected response has not been received.
12	(C)	SIGNED	4	AMDMEMDINT_CURRCOMPLETED	Number of requests currently in completed state.
16	(10)	SIGNED	4	AMDMEMDINT_CURRMSGOSAVED	Number of message out requests currently in saved state.

Table 159. Structure AMDMEMDI (continued)

Offset Dec	Offset Hex	Type	Len	Name (Dim)	Description
20	(14)	SIGNED	4	AMDMEMDINT_CURRMSGISAVED	Number of message in requests currently in saved state.
24	(18)	CHARACTER	40		reserved
24	(18)	X'40'	0	AMDMEMDI_LEN	"*-AMDMEMDI"

Table 160. Structure AMDMEMDI1

Offset Dec	Offset Hex	Type	Len	Name (Dim)	Description
0	(0)	STRUCTURE	0	AMDMEMDI1	Additional member data items. Valid for AMDALEVEL > 2
0	(0)	CHARACTER	8	AMDMEMDI1_HDR(0)	Same as AMDMEMDI_HDR plus additional information
0	(0)	BITSTRING	1	AMDMEMDI1_DATATYPE	Indicates the format of AMDMEMDI1_Data. Your program should skip data items whose type it does not recognize. New data types may be added at any time.
1	(1)	BITSTRING	1	AMDMEMDI1_SUBJECT	Subject of the data item
2	(2)	BITSTRING	1	AMDMEMDI1_FLAGS(0)	
	1... ....			AMDMEMDI1_STALLED	"X'80'" ON if data item could be related to a hang condition.
3	(3)	CHARACTER	1		Reserved
4	(4)	SIGNED	2	AMDMEMDI1_LENGTH	Number of bytes of data returned in this DI1 entry. CAUTION: records are variable length. Number of bytes of data returned vary based on AMDMEMDI1_DataType
6	(6)	CHARACTER	2		Reserved
8	(8)	CHARACTER	76	AMDMEMDI1_DATA(0)	
8	(8)	CHARACTER	76	AMDMEMDI1_MSGISOLATED(0)	DataType 006: member message isolation. Valid for AMDALEVEL > 2.
8	(8)	CHARACTER	16	AMDMEMDIMI_STARTISOLETOD	Extended TOD indicating when the most recent message isolation window for this member started. Zero if never isolated.
24	(18)	CHARACTER	16	AMDMEMDIMI_ENDISOLETOD	Extended TOD indicating when a message isolation window for this member most recently ended. If this ETOD is greater than the above StartIsoLETOd, the window is closed. If less, the window is open. Zero if window never closed (or a window was never started).
40	(28)	SIGNED	4	AMDMEMDIMI_MEMISOSEQ#	Member specific sequence number that identifies the most recent instance of a message isolation window.
44	(2C)	BITSTRING	32	AMDMEMDIMI_SYSTEMSIMPACTEDBYMISO	Set of systems that have had message-out send requests rejected or delayed due to the member being message isolated. The i'th bit is ON if the system whose XCF system slot number is "i" is being impacted.
76	(4C)	SIGNED	4	AMDMEMDIMI_SYSSISOSEQ#	System specific sequence number that identifies the most recent instance of a message isolation window for the system that hosts the member.
80	(50)	SIGNED	4	AMDMEMDIMI_#MISO	The number of times the member has been "message isolated".
8	(8)	CHARACTER	76	AMDMEMDI1_SYSTEMIMPACTED(0)	

Table 160. Structure AMDMEMDI1 (continued)

Offset Dec	Offset Hex	Type	Len	Name (Dim)	Description
					DataType 007: Sending systems impacted by member message isolation. Valid for AMDALEVEL > 2.
8	(8)	SIGNED	4	AMDMEMDISI_SYSID	XCF System ID of system on which impacted member(s) reside
12	(C)	CHARACTER	8	AMDMEMDISI_SYSNAME	Name of a system that has had sending of signals to the member rejected or delayed due to a message isolation condition
20	(14)	CHARACTER	16	AMDMEMDISI_STARTIMPACTETOD	ETOD when a message isolation window for a member started impacting a sending system. This is the ETOD when the first send to the member was impacted.
36	(24)	CHARACTER	16	AMDMEMDISI_ENDIMPACTETOD	ETOD when a message isolation window for a member impacting a sending system ended. This is the ETOD when the impacted system received a resume signal indicating message traffic to the member can be resumed. If null, then this means that the impact is still active as far as the sending system is concerned
52	(34)	CHARACTER	16	AMDMEMDISI_WHENCOLLECTETOD	ETOD when the impact data was collected on the impacted system
68	(44)	SIGNED	4	AMDMEMDISI_#SENDSREJECTED	number of send requests rejected on the impacted system beginning at the StartImpactETOD and ending at the EndImpactETOD
72	(48)	SIGNED	4	AMDMEMDISI_#SENDSDELAYED	number of send requests delayed on the impacted system beginning at the StartImpactETOD and ending at the EndImpactETOD
76	(4C)	SIGNED	4	AMDMEMDISI_TOT#SENDSREJECTED	cumulative number of send requests rejected on the impacted system. This can span multiple isolation windows.
80	(50)	SIGNED	4	AMDMEMDISI_TOT#SENDSDELAYED	cumulative number of send requests delayed on the impacted system. This can span multiple isolation windows.
80	(50)	X'1'	0	AMDMEMDI_XRDATATYPE	"1" exit routine
80	(50)	X'2'	0	AMDMEMDI_WIDATATYPE	"2" work item
80	(50)	X'3'	0	AMDMEMDI_MS DATATYPE	"3" message sizes
80	(50)	X'4'	0	AMDMEMDI_SS DATATYPE	"4" sympathy sickness
80	(50)	X'5'	0	AMDMEMDI_MTDATATYPE	"5" message table
80	(50)	X'6'	0	AMDMEMDI_MIDATATYPE	"6" message isolation
80	(50)	X'7'	0	AMDMEMDI_SIDATATYPE	"7" system impacted
80	(50)	X'0'	0	AMDMEMDI_NOSUBJECT	"0" global subject
80	(50)	X'1'	0	AMDMEMDI_GPSUBJECT	"1" group services
80	(50)	X'2'	0	AMDMEMDI_SISUBJECT	"2" signalling services
80	(50)	X'3'	0	AMDMEMDI_CMSUBJECT	"3" critical messages
80	(50)	X'4'	0	AMDMEMDI_SMSUBJECT	"4" status monitor
80	(50)	X'0'	0	AMDMEMDI_KNOSTAGE	"0" no stage identified
80	(50)	X'1'	0	AMDMEMDI_KPENDINGSTAGE	"1" Processing is pending. For example, SRB scheduled but not yet run.

Table 160. Structure AMDMEMDI1 (continued)

Offset Dec	Offset Hex	Type	Len	Name (Dim)	Description
80	(50)	X'2'	0	AMDMEMDI_KSETUPSTAGE	"2" Doing setup work to prepare to do the desired processing.
80	(50)	X'3'	0	AMDMEMDI_KRUNNINGSTAGE	"3" In midst of doing the desired processing.
80	(50)	X'4'	0	AMDMEMDI_KFAILEDSTAGE	"4" The exit has failed
80	(50)	X'5'	0	AMDMEMDI_KDEACTIVATEDSTAGE	"5" The exit routine has been deactivated due to errors
Constants for Hardware Descriptor Types					
80	(50)	X'0'	0	AMHDTNA	"0" Hardware type not applicable, ignore hardware descriptor data.
80	(50)	X'1'	0	AMHDTCTC	"1" CTC device.
80	(50)	X'2'	0	AMHDTSTR	"2" CF Structure (summary)
80	(50)	X'3'	0	AMHDTLST	"3" A list within a CF structure
80	(50)	X'54'	0	AMDMEMDI1_LEN	"*-AMDMEMDI1"

Table 161. Structure AMCTCHDD

Offset Dec	Offset Hex	Type	Len	Name (Dim)	Description
0	(0)	STRUCTURE	0	AMCTCHDD	Path hardware descriptor for CTC devices.
0	(0)	CHARACTER	4	AMCTCDEV	Device number (EBCDIC)
4	(4)	CHARACTER	28		Unused, set to zero.
4	(4)	X'20'	0	AMCTCHDD_LEN	"*-AMCTCHDD"

Table 162. Structure AMSTRHDD

Offset Dec	Offset Hex	Type	Len	Name (Dim)	Description
0	(0)	STRUCTURE	0	AMSTRHDD	Path hardware descriptor for a CF List structure.
0	(0)	CHARACTER	16	AMSTRNAM	Structure name (EBCDIC)
16	(10)	SIGNED	4	AMSTR#AV	Number of lists that remain available for use (either as PATHIN or PATHOUT). Zero if list structure is considered inoperative.
20	(14)	SIGNED	4	AMSTR#OD	Number of other systems connected to this structure that desire to establish signalling paths in the opposite direction. This system is not included in the count. The count is zero if the list structure is considered inoperative.
24	(18)	SIGNED	4	AMSTR#LP	Number of list signalling paths started by this system in the indicated direction for this list structure. The count includes inoperative list paths.
28	(1C)	CHARACTER	4		Unused, set to zero.
28	(1C)	X'20'	0	AMSTRHDD_LEN	"*-AMSTRHDD"

Table 163. Structure AMLSTHDD

Offset Dec	Offset Hex	Type	Len	Name (Dim)	Description
0	(0)	STRUCTURE	0	AMLSTHDD	Path hardware descriptor for a particular list within a CF List structure

Table 163. Structure AMLSTHDD (continued)

Offset Dec	Offset Hex	Type	Len	Name (Dim)	Description
0	(0)	CHARACTER	16	AMLSTSTR	Structure name (EBCDIC)
16	(10)	SIGNED	4	AMLSTNUM	List number
20	(14)	CHARACTER	12		Unused, set to zero.
20	(14)	X'20'	0	AMLSTHDD_LEN	"*-AMLSTHDD"

Table 164. Cross Reference for IXCYAMDA

Name	Offset	Hex	Tag
AMCTCDEV	0		
AMCTCHDD	0		
AMCTCHDD_LEN	4		20
AMDA_KTYPE_GLI	4		20
AMDA_KTYPE_MEM	4		10
AMDA_KTYPE_MPEND	4		2
AMDA_KTYPE_PATH	4		1
AMDA_KTYPE_SD	4		8
AMDA_KTYPE_SYS	4		4
AMDA_KVERSION0	4		0
AMDA#MPE	10		
AMDA#MUS	34		
AMDA#PTH	4		
AMDA#SD	28		
AMDA#SYS	1C		
AMDADR	0		
AMDADR_CONTENT	4		
AMDADR_LEN	4		4
AMDADR_LENGTH	2		
AMDADR_TYPE	0		
AMDADR_VERSION	1		
AMDAGFD	0		
AMDAGFD_AMDALEVEL	63		
AMDAGFD_LEN	68		6C
AMDAGFD_LENGTH	42		
AMDAGFD_OGLI_REPORTED	64		
AMDAGFD_OGLI_SUPPORTED	68		
AMDAGFD_RETCODE	44		
AMDAGFD_RSNCODE	48		
AMDAGFD_SYSNAME	50		
AMDAGFD_SYSTOKEN	4C		
AMDAGFD_TOD	58		

Table 164. Cross Reference for IXCYAMDA (continued)

Name	Offset	Hex Tag
AMDAGFD_VERSION	40	
AMDAGFO	0	
AMDAGFO_LEN	10	20
AMDAGFO_LENGTH	2	
AMDAGFO_MAXAMDALEVEL	D	
AMDAGFO_MAXPLISTVER	C	
AMDAGFO_REQTOKEN	10	
AMDAGFO_RETCODE	4	
AMDAGFO_RSNCODE	8	
AMDAGFO_VERSION	0	
AMDALMPE	14	
AMDALMUS	38	
AMDALPTH	8	
AMDALSD	2C	
AMDALSYS	20	
AMDAOMPE	18	
AMDAOMUS	3C	
AMDAOPTH	C	
AMDAOSD	30	
AMDAOSYS	24	
AMDAREA	0	
AMDAREA_LEN	3C	40
AMDATLEN	0	
AMDGLI	0	
AMDGLI_LEN	9	C
AMDGLI_LEVEL_MEMBER	8	
AMDGLI_LEVEL_MSGPEND	5	
AMDGLI_LEVEL_PATH	4	
AMDGLI_LEVEL_SRCDEST	7	
AMDGLI_LEVEL_SYSTEM	6	
AMDGLI_RECLEN	2	
AMDGLI_TYPE	0	
AMDGLI_VERSION	1	
AMDMA SID	10	
AMDMDDEVN	4	
AMD MEM	0	
AMD MEM_#DATAITEMS	108	
AMD MEM_#VMDI	100	
AMD MEM_ASID	3A	

Table 164. Cross Reference for IXCYAMDA (continued)

Name	Offset	Hex Tag
AMDMEM_CONFIRMEDIMPAIRED	64	2
AMDMEM_CONFIRMEDSUM	64	4
AMDMEM_DATAITEMS	10C	
AMDMEM_DEACTIVATING	64	20
AMDMEM_DEEMEDIMPAIRED	64	1
AMDMEM_EXITSDEFINED	38	
AMDMEM_FLAGS	64	
AMDMEM_FLAGS1	64	
AMDMEM_FLAGS2	65	
AMDMEM_GROUPNAME	4	
AMDMEM_GRPXCURRWORKITEMS	58	
AMDMEM_GRPXRECEIVED	54	
AMDMEM_HASGRPEXIT	38	4
AMDMEM_HASMSGEXIT	38	8
AMDMEM_HASNOTIFYEXIT	38	2
AMDMEM_HASSTATEEXIT	38	1
AMDMEM_HDR	0	
AMDMEM_IMPACTEDBYMISO	65	20
AMDMEM_IMPACTFULMISO	65	40
AMDMEM_JOBNAME	1C	
AMDMEM_LEN	10C	14C
AMDMEM_LENGTH	2	
AMDMEM_MEMBERFUNCTION	8C	
AMDMEM_MEMBERNAME	C	
AMDMEM_MEMBERTOKEN	2C	
AMDMEM_MEMSTALLENABLED	64	8
AMDMEM_MEMSTALLTIME	AC	
AMDMEM_MESSAGEISOLATED	65	80
AMDMEM_MSGICURRWICRITMSG	88	
AMDMEM_MSGICURRWIDRBUF	6C	
AMDMEM_MSGICURRWIIIOBUF	68	
AMDMEM_MSGICURRWIPGBUF	70	
AMDMEM_MSGICURRWORKITEMS	48	
AMDMEM_MSGIRECEIVED	44	
AMDMEM_MSGITRANSFERS	4C	
AMDMEM_MSGOACCEPTED	3C	
AMDMEM_MSGODELAYEDFORMISO	F8	
AMDMEM_MSGONOBUFFER	40	
AMDMEM_MSGOREJECTEDFORMISO	FC	

Table 164. Cross Reference for IXCYAMDA (continued)

Name	Offset	Hex Tag
AMDMEM_MSGOTRANSFERTIME	50	
AMDMEM_MSTCURRMSGISAVED	84	
AMDMEM_MSTCURRMSGOCOMPLETED	7C	
AMDMEM_MSTCURRMSGORESPPEND	78	
AMDMEM_MSTCURRMSGOSAVED	80	
AMDMEM_MSTCURRMSGOSENDPEND	74	
AMDMEM_OVMDI	104	
AMDMEM_SS_TERMINATING	64	10
AMDMEM_STALLED	64	80
AMDMEM_SYMPATHYSICKNESS	64	40
AMDMEM_SYSNAME	24	
AMDMEM_SYSTOKEN	34	
AMDMEM_TODWHENCOLLECTED	5C	
AMDMEM_TODWHENJOINED	A4	
AMDMEM_TODWHENSTATUSCHANGED	AE	
AMDMEM_TODWHENSTATUSCHECKED	B6	
AMDMEM_TYPE	0	
AMDMEM_TYPEMEM	0	10
AMDMEMDI	0	
AMDMEMDI_CMSSUBJECT	50	3
AMDMEMDI_DATA	4	
AMDMEMDI_DATATYPE	0	
AMDMEMDI_EXITROUTINES	4	
AMDMEMDI_FLAGS	2	
AMDMEMDI_GPSSUBJECT	50	1
AMDMEMDI_HDR	0	
AMDMEMDI_KDEACTIVATEDSTAGE	50	5
AMDMEMDI_KFAILEDSTAGE	50	4
AMDMEMDI_KNOSTAGE	50	0
AMDMEMDI_KPENDINGSTAGE	50	1
AMDMEMDI_KRUNNINGSTAGE	50	3
AMDMEMDI_KSETUPSTAGE	50	2
AMDMEMDI_LEN	18	40
AMDMEMDI_MESSAGETABLE	4	
AMDMEMDI_MIDATYPE	50	6
AMDMEMDI_MSDATYPE	50	3
AMDMEMDI_MSGSIZES	4	
AMDMEMDI_MTDATYPE	50	5
AMDMEMDI_NOSUBJECT	50	0



Table 164. Cross Reference for IXCYAMDA (continued)

Name	Offset	Hex Tag
AMDMEMDI_SIDATATYPE	50	7
AMDMEMDI_SISUBJECT	50	2
AMDMEMDI_SMSUBJECT	50	4
AMDMEMDI_SSDATATYPE	50	4
AMDMEMDI_STALLED	2	80
AMDMEMDI_SUBJECT	1	
AMDMEMDI_SYMPATHYSICKNESS	4	
AMDMEMDI_WIDATATYPE	50	2
AMDMEMDI_WORKITEM	4	
AMDMEMDI_XRDATATYPE	50	1
AMDMEMDIMI_#MISO	50	
AMDMEMDIMI_ENDISOLETOD	18	
AMDMEMDIMI_MEMISOSEQ#	28	
AMDMEMDIMI_STARTISOLETOD	8	
AMDMEMDIMI_SYISOSEQ#	4C	
AMDMEMDIMI_SYSTEMSIMPACTEDBYMISO	2C	
AMDMEMDIMS_BUFFLEN	4	
AMDMEMDIMS_MSGOLOCALSENT	C	
AMDMEMDIMS_MSGOREMOTESENT	8	
AMDMEMDINT_CURRCOMPLETED	C	
AMDMEMDINT_CURRMSGISAVED	14	
AMDMEMDINT_CURRMSGOSAVED	10	
AMDMEMDINT_CURRRESPPEND	8	
AMDMEMDINT_CURRSENDPEND	4	
AMDMEMDISI_#SENDSDELAYED	48	
AMDMEMDISI_#SENDSREJECTED	44	
AMDMEMDISI_ENDIMPACTETOD	24	
AMDMEMDISI_STARTIMPACTETOD	14	
AMDMEMDISI_SYSID	8	
AMDMEMDISI_SYSNAME	C	
AMDMEMDISI_TOT#SENDSDELAYED	50	
AMDMEMDISI_TOT#SENDSREJECTED	4C	
AMDMEMDISI_WHENCOLLECTETOD	34	
AMDMEMDISS_#IMPACTEDBUFFERS	24	
AMDMEMDISS_SYSTEMS	4	
AMDMEMDIWI_FUNCTIONCODE	8	
AMDMEMDIWI_ITEM#	14	
AMDMEMDIWI_TODWHENCREATED	C	
AMDMEMDIWI_TOKEN	4	

Table 164. Cross Reference for IXCYAMDA (continued)

Name	Offset	Hex Tag
AMDMEMDIXR_FUNCTIONCODE	8	
AMDMEMDIXR_PROCESSTAGE	1C	
AMDMEMDIXR_TODWHENCALLED	C	
AMDMEMDIXR_TODWHENRETURNED	14	
AMDMEMDIXR_TOKEN	4	
AMDMEMDI1	0	
AMDMEMDI1_DATA	8	
AMDMEMDI1_DATATYPE	0	
AMDMEMDI1_FLAGS	2	
AMDMEMDI1_HDR	0	
AMDMEMDI1_LEN	50	54
AMDMEMDI1_LENGTH	4	
AMDMEMDI1_MSGISOLATED	8	
AMDMEMDI1_STALLED	2	80
AMDMEMDI1_SUBJECT	1	
AMDMEMDI1_SYSTEMIMPACTED	8	
AMDMHOME	12	
AMDMLENT	2	
AMDMMSSL	1C	
AMDMPEND	0	
AMDMPEND_LEN	2C	4C
AMDMPHDD	2C	
AMDMPHDT	28	
AMDMTCN	20	
AMDMTOKN	8	
AMDMTSNM	14	
AMDMTYPE	0	
AMDMTYPM	0	2
AMDP_NOTVAILABLE	21	20
AMDP_SS_IMPACT	21	8
AMDP_SS_MONITOR	21	10
AMDP_STALLED	21	4
AMDP#ACT	38	
AMDP#APP	40	
AMDP#IBR	38	
AMDP#RET	28	
AMDP#RST	2C	
AMDP#SIG	34	
AMDP#SUS	3C	

Table 164. Cross Reference for IXCYAMDA (continued)

Name	Offset	Hex Tag
AMDP#USE	44	
AMDPATH	0	
AMDPATH_LEN	58	78
AMDPATH1	0	
AMDPATH1_#PENDINGDELIVERY	80	
AMDPATH1_BUFFLEN	78	
AMDPATH1_LEN	88	BC
AMDPATH1_SIGNAL#	84	
AMDPATH1_TRANSFERRATE	7C	
AMDPATH2	0	
AMDPATH2_LEN	1A8	1AC
AMDPATH2_NOINBUFTIME#	D0	
AMDPATH2_NOINBUFTIMESSQ	C8	
AMDPATH2_NOINBUFTIMESUM	C0	
AMDPATH2_USAGESTATS	128	
AMDPATH2_USEPERCENT	140	
AMDPATH2_USESIGCNT	13C	
AMDPATH2_USETIME#	138	
AMDPATH2_USETIMESSQ	130	
AMDPATH2_USETIMESUM	128	
AMDPDEV	C	
AMDPDIR	10	
AMDPFAIL	20	2
AMDPFLAG	20	
AMDPINB	10	80
AMDPIOXT	40	
AMDPLENT	2	
AMDPLINK	20	8
AMDPMGRS	48	
AMDPMRET	24	
AMDPMXMS	30	
AMDPCODEV	4	
AMDPNOP	20	4
AMDPODEV	1C	
AMDPONME	14	
AMDPOUTB	10	40
AMDPPHDD	58	
AMDPPHDT	54	
AMDPQSCD	21	40

Table 164. Cross Reference for IXCYAMDA (continued)

Name	Offset	Hex Tag
AMDPQSCG	21	80
AMDPRBLD	20	1
AMDPREST	20	40
AMDPSTAT	20	
AMDPSTA2	21	
AMDPSTOP	20	10
AMDPSTRT	20	80
AMDPTCN	4C	
AMDPTYPE	0	
AMDPTYPP	0	1
AMDPWORK	20	20
AMDSD	0	
AMDSD_LEN	28	30
AMDSGRP	4	
AMDSLENT	2	
AMDSMEM	C	
AMDSMGRS	24	
AMDSRCNT	20	
AMDSSCNT	1C	
AMDSSNAM	28	
AMDSTYPE	0	
AMDSTYPS	0	8
AMDSYBIG	28	
AMDSYBSY	14	
AMDSYDIR	C	
AMDSYFIT	2C	
AMDSYGRS	44	
AMDSYIN	C	80
AMDSYLCL	C	20
AMDSYLEN	2	
AMDSYMXB	1C	
AMDSYNME	4	
AMDSYNOP	18	
AMDSYNUM	24	
AMDSYOUT	C	40
AMDSYOVR	34	
AMDSYPTH	10	
AMDSYS	0	
AMDSYS_LEN	48	4C

Table 164. Cross Reference for IXCYAMDA (continued)

Name	Offset	Hex Tag
AMDSYSML	30	
AMDSYSMX	48	
AMDSYS1	0	
AMDSYS1_#MSGSIZES	6C	
AMDSYS1_BUFFLEN	70	
AMDSYS1_LEN	78	80
AMDSYS1_MSGSIZES	70	
AMDSYS1_SIGNALCNT	74	
AMDSYS1F	0	
AMDSYS1V	70	
AMDSYTCL	38	
AMDSYTCN	3C	
AMDSYTYE	0	4
AMDSYTYP	0	
AMDSYUSE	20	
AMHDTCTC	50	1
AMHDTLST	50	3
AMHDTNA	50	0
AMHDTSTR	50	2
AMLSTHDD	0	
AMLSTHDD_LEN	14	20
AMLSTNUM	10	
AMLSTSTR	0	
AMSTR#AV	10	
AMSTR#LP	18	
AMSTR#OD	14	
AMSTRHDD	0	
AMSTRHDD_LEN	1C	20
AMSTRNAM	0	

## IXCYARAA information

### IXCYARAA programming interface information

IXCYARAA is a programming interface.

### IXCYARAA heading information

**Common name:** IXCARM Answer Area Structure  
**Macro ID:** IXCYARAA  
**DSECT name:** ARAA

**Owning component:** Cross System Coupling Facility (SCXCF) SUBCOMPONENT: Automatic Restart Manager

**Eye-catcher ID:** None

**Storage attributes:** Subpool: User-supplied  
Key: User-supplied  
Residency: User-supplied

**Size:** 32 bytes

**Created by:** Invoker of IXCARM-REGISTER macro

**Pointed to by:** Input parameter of IXCARM-Register macro

**Serialization:** None

**Function:** To provide a mapping of the data that the IXCARM-REGISTER macro returns to its invoker (in the optional answer area provided by the invoker).

## IXCYARAA mapping

Table 165. Structure ARAA

Offset Dec	Offset Hex	Type	Len	Name (Dim)	Description
0	(0)	STRUCTURE	0	ARAA	
0	(0)	BITSTRING	1	ARAAREGTYPE	Condition for this register: 0-Request did not complete. The contents of the answer area may not be valid, 1-initial register of element, 2-register after ARM restart
1	(1)	BITSTRING	1	ARAAFLAGS1	Flags for special conditions from the IXCARM-Register request
	1... ....			ARAARESTARTOFF	"X'80'" When =1, ARM restarts are disabled in the sysplex
<p>The ARAAAssocIssued and ARAAReadyIssued flags are provided to assist an element reregistering after a restart to determine the status it had when it terminated. These flags do not reflect the current status of the element.</p> <p>The internal data from which these flags are set persists across restarts of the element and will be cleared only when the element deregisters. However, the internal flag for ARAAAssocIssued is also cleared when an Associate request fails. So, the ARAAAssocIssued flag indicates whether the most recent Associate request worked. Even when one or both of these flags is on when an element reregisters, that element should still (re)issue IXCARM-Associate (if appropriate) and IXCARM-Ready.</p>					
	.1.. ....			ARAAASSOCISSUED	"X'40'" When =1, the most recent IXCARM Associate macro issued by this element was successful. Pertinent only on reregistration after a restart.
	..1. ....			ARAAREADYISSUED	"X'20'" When =1, element has previously explicitly issued an IXCARM-Ready macro. (Not set when only instance of element becoming ready was via a ready-timeout.) Pertinent only on reregistration after a restart
2	(2)	CHARACTER	2	ARAAHOMECLONE	Replication ID of system where element initially registered
4	(4)	CHARACTER	2	ARAACURCLONE	Replication ID of system where this registration occurred
6	(6)	CHARACTER	26		Reserved

Table 165. Structure ARAA (continued)

Offset Dec	Offset Hex	Type	Len	Name (Dim)	Description
Constants defining the "type" of registration returned in the answer area for IXCARM-Register					
		.... ....		ARAAUNKNOWN	"X'00'" Condition for IXCARM-Register is unknown
		.... ...1		ARAAINITREG	"X'01'" Registration is initial one for element
		.... ..1.		ARAARESTART	"X'02'" Registration is after an ARM restart of element

Table 166. Cross Reference for IXCYARAA

Name	Offset	Hex	Tag
ARAA	0		
ARAAASSOCISSUED	1		40
ARAACURCLONE	4		
ARAAFLAGS1	1		
ARAAHOMECLONE	2		
ARAAINITREG	6		1
ARAAREADYISSUED	1		20
ARAAREGTYPE	0		
ARAARESTART	6		2
ARAARESTARTOFF	1		80
ARAAUNKNOWN	6		0

## IXCYAREN information

### IXCYAREN programming interface information

IXCYAREN is a programming interface.

### IXCYAREN heading information

<b>Common name:</b>	Automatic Restart Manager ENF signal parameter list
<b>Macro ID:</b>	IXCYAREN
<b>DSECT name:</b>	AREN
<b>Owning component:</b>	Cross-System Coupling Facility (SCXCF) SUBCOMPONENT: Automatic Restart Manager
<b>Eye-catcher ID:</b>	AREN Offset: 0 Length: 4 bytes
<b>Storage attributes:</b>	Subpool: 248 Key: 0
<b>Size:</b>	72 bytes
<b>Created by:</b>	IXCA3ENF

**Pointed to by:** On entry to the ENF listen exit, register 1 points to a word which contains the address of the IXCYAREN data area

**Serialization:** Serialized by the ENF component

**Function:** Mapping of parameter list passed to ENF listener routines for events signalled by the Automatic Restart Manager

## IXCYAREN mapping

Table 167. Structure AREN

Offset Dec	Offset Hex	Type	Len	Name (Dim)	Description
0	(0)	STRUCTURE	0	AREN	
0	(0)	CHARACTER	4	ARENACRONYM	Eyecatcher C'AREN'
4	(4)	BITSTRING	2	ARENQUALIFIER	Function code (listed below) identifying the specific event
6	(6)	BITSTRING	1	ARENFLAGS1	Flags
		1... ....		ARENRESTART	"X'80'" Register or Ready issued during ARM restart of element (as opposed to to during its initial startup)
		.1.. ....		ARENDEREGERR	"X'40'" Deregister issued internally by ARM because of an error
7	(7)	BITSTRING	1	ARENFLAGS2	Flag byte (to get element name on a word boundary)
8	(8)	CHARACTER	16	ARENELEMENTNAME	ARM element name
24	(18)	CHARACTER	8	ARENJOBNAME	Job name
32	(20)	CHARACTER	8	ARENELEMENTTYPE	ARM element type
40	(28)	CHARACTER	16	ARENRESTGRPNAME	ARM restart group to which the element belongs
56	(38)	CHARACTER	8	ARENOLDSYSNAME	The name of the system where the element initially registered
64	(40)	CHARACTER	8	ARENNEWSYSNAME	System name of the system where the element was most recently started or restarted. (For many ENFs ARENOLDSYSNAME and ARENNEWSYSNAME will have the same value.)
Function codes for ArenQualifier					
		.... ...1		ARENEVENTREG	"X'01'" Element was started/restarted and registered with the Automatic Restart Manager (i.e., it issued the IXCARM REGISTER macro)
		.... ...1.		ARENEVENTREADY	"X'02'" Element notified the system that it is ready to accept work (issued the IXCARM READY macro)
		.... ...11		ARENEVENTDEREG	"X'03'" Element was going through shutdown and and deregistered with system (issued the IXCARM DEREGISTER macro) or was internally deregistered by ARM
		.... .1..		ARENEVENTCDSCONNECT	"X'04'" This system has acquired (or regained) access to the Couple data set for the Automatic Restart Manager
Eyecatcher					
72	(48)	CHARACTER	4	ARENEYECATCHER	Eyecatcher



Table 168. Cross Reference for IXCYAREN

Name	Offset	Hex Tag
AREN	0	
ARENACRONYM	0	
ARENDEREGERR	6	40
ARENELEMENTNAME	8	
ARENELEMENTTYPE	20	
ARENEVENTCDSCONNECT	40	4
ARENEVENTDEREG	40	3
ARENEVENTREADY	40	2
ARENEVENTREG	40	1
ARENEYECATCHER	48	C1D9C5D5
ARENFLAGS1	6	
ARENFLAGS2	7	
ARENJOBNAME	18	
ARENNEWSYSNAME	40	
ARENOLDSYSNAME	38	
ARENQUALIFIER	4	
ARENRESTART	6	80
ARENRESTGRPNAME	28	

## IXCYARM information

### IXCYARM programming interface information

IXCYARM is a programming interface.

### IXCYARM heading information

<b>Common name:</b>	IXCARM and IXCXARMI Macro Constants
<b>Macro ID:</b>	IXCYARM
<b>DSECT name:</b>	None
<b>Owning component:</b>	Cross System Coupling Facility (SCXCF) SUBCOMPONENT: Automatic Restart Manager (ARM)
<b>Eye-catcher ID:</b>	None
<b>Storage attributes:</b>	Subpool: N/A Key: N/A Residency: N/A
<b>Size:</b>	N/A
<b>Created by:</b>	N/A
<b>Pointed to by:</b>	N/A
<b>Serialization:</b>	None

**Function:**

This is a data-only macro containing return codes, reason codes, and other constants related to the IXCARM macro.

**IXCYARM mapping**

Table 169. Structure

Offset Dec	Offset Hex	Type	Len	Name (Dim)	Description
0	(0)	STRUCTURE	0		
IXCYARM_1; Constants defining return codes provided by the IXCARM macro (in Register 15).					
	....	....		IXCARMRC0	"X'00000000'" IXCARM macro completed successfully
	....	.1..		IXCARMRC4	"X'00000004'" IXCARM macro completed successfully but with some qualifying condition (indicated by reason code in in reg 0.)
	....	1...		IXCARMRC8	"X'00000008'" IXCARM macro failed because of an invalid parameter. (Reason code in reg 0.)
	....	11..		IXCARMRC12	"X'0000000C'" IXCARM macro failed because of an environmental error. (Reason code in reg 0.)
	...1	....		IXCARMRC16	"X'00000010'" IXCARM macro failed because of a software error. (Reason code in reg 0.)
Constants defining reason codes provided by the IXCARM macro (in Register 0). Reason codes associated with return code X'04'					
0	(0)	BITSTRING	0	IXCARMPERJCL	"X'00000104'" Registration was requested by an ARM user that is being restarted with the same JCL or Start command that was used for initial startup
0	(0)	BITSTRING	0	IXCARMNEWJCL	"X'00000108'" Registration was requested by an ARM user that is being restarted with JCL or a Start command provided by policy or an exit, or by the application.
0	(0)	BITSTRING	0	IXCARMPRETIMEOUT	"X'00000204'" Predecessor element not ready within its specified interval
0	(0)	BITSTRING	0	IXCARMREADYTIMEOUT	"X'00000304'" Ready request complete but a predecessor element or this element had timed out
	....	....		IXCARMPLACEHOLDERRC4	"X'00000000'" placeholder
Reason codes associated with return code X'08'					
	...1	.1..		IXCARMNOTREG	"X'00000014'" Issuer not registered with ARM
	...1	1...		IXCARMINVANSADDR	"X'00000018'" The answer area provided with this request cannot be accessed
	...1	11..		IXCARMINVANSALLET	"X'0000001C'" The ALET that qualifies the address of the answer area is not associated with a valid DU-AL entry
	..1.	....		IXCARMINVRMTADDR	"X'00000020'" The RMTOKEN area provided with this request cannot be accessed

Table 169. Structure (continued)

Offset Dec	Offset Hex	Type	Len	Name (Dim)	Description
		..1. .1..		IXCARMINVRMTALET	"X'00000024'" The ALET that qualifies the address of the RMtoken area is not associated with a valid DU-AL entry
		..1. 11..		IXCARMINVELEMNAME	"X'0000002C'" REGISTER or ASSOCIATE request specified an invalid element name
		..11 ....		IXCARMREQUESTOVERLAP	"X'00000030'" An IXCARM request from this address space is already outstanding
		..11 .1..		IXCARMAMODE24	"X'00000034'" IXCARM macro was issued in 24-bit addressing mode
		.1.. ....		IXCARMRSVNOT0	"X'00000040'" A reserved field is not zero. Your program may have inadvertently written over an area in the parameter list
		1.1. ....		IXCARMINVR0	"X'000000A0'" Register 0 has an invalid value
		1.1. .1..		IXCARMR0TYPECONFL	"X'000000A4'" Register 0 and request type conflict
0	(0)	BITSTRING	0	IXCARMINVPLISTALET	"X'00000100'" The ALET that qualifies the address of the parameter list is not associated with a valid DU-AL entry
0	(0)	BITSTRING	0	IXCARMBADVERSION	"X'00000104'" The version of the IXCARM parameter list is incorrect
0	(0)	BITSTRING	0	IXCARMBADREQUEST	"X'00000108'" The ARM function specified in the REQUEST parameter of the IXCARM macro is invalid
0	(0)	BITSTRING	0	IXCARMPARMERR	"X'0000010C'" Error accessing parameter list
0	(0)	BITSTRING	0	IXCARMSTARTERR	"X'00000110'" Error fetching STARTTXT parameter
0	(0)	BITSTRING	0	IXCARMSTARTLEN	"X'00000114'" Invalid STARTTXTLEN
0	(0)	BITSTRING	0	IXCARMNOTTASKMODE	"X'00000118'" Issuer not in task mode
0	(0)	BITSTRING	0	IXCARMNOTENABLED	"X'0000011C'" Issuer not enabled
0	(0)	BITSTRING	0	IXCARMHASLOCK	"X'00000120'" Issuer holds local lock
0	(0)	BITSTRING	0	IXCARMHASEUTFRR	"X'00000124'" Issuer running under EUT FRR
0	(0)	BITSTRING	0	IXCARMRSN128X	"X'00000128'" Reserved (was IXCARMJSEErr)
0	(0)	BITSTRING	0	IXCARMJOURNAL	"X'0000012C'" The caller is a candidate for either Checkpoint/Restart or step restart (i.e., journalling) and is therefore not eligible to be restarted by ARM
0	(0)	BITSTRING	0	IXCARMINVELEMTYPE	"X'00000130'" The name specified for the element type is invalid
0	(0)	BITSTRING	0	IXCARMWRONGCALLERTYPE	"X'00000134'" Program error. An IXCARM request specified or defaulted to ELEMBIND=CURJOB and the application is neither a started task nor a batch job.
0	(0)	BITSTRING	0	IXCARMCANCELLED	"X'00000138'" A CANCEL or FORCE command without the ARMRESTART parameter has been issued against the caller of IXCARM-Register
0	(0)	BITSTRING	0	IXCARMRACRFAIL	"X'0000013C'" The RACROUTE invocation for the security token of IXCARM-Register's caller failed

Table 169. Structure (continued)

Offset Dec	Offset Hex	Type	Len	Name (Dim)	Description
0	(0)	BITSTRING	0	IXCARMINVTERMTYPE	"X'00000140'" TERMTYPE value on a Register request is invalid
0	(0)	BITSTRING	0	IXCARMINVRESTTIMEOUT	"X'00000144'" Restart timeout value on a Register request is invalid
0	(0)	BITSTRING	0	IXCARMSAVEFAIL	"X'00000148'" Register request prohibited by JES.
0	(0)	BITSTRING	0	IXCARMBATCHSTARTTXT	"X'0000014C'" A batch job specified STARTTXT on its register request
0	(0)	BITSTRING	0	IXCARMELENAMEINUSE	"X'00000150'" Element name specified on register request is already registered
0	(0)	BITSTRING	0	IXCARMADDRSPACEDUP	"X'00000154'" Program error. An element with a bind to the batch job or started task is already registered with ARM. Only one element per batch job or started task can register with a bind specification of CURJOB
0	(0)	BITSTRING	0	IXCARMEXITPARM	"X'00000158'" Error fetching EVENTEXIT parameter list
0	(0)	BITSTRING	0	IXCARMEXITLEN	"X'0000015C'" EVENTEXIT parm list exceeds maximum length
0	(0)	BITSTRING	0	IXCARMEXITNAME	"X'00000160'" Error trying to acquire the Event-Exit routine name
0	(0)	BITSTRING	0	IXCARMINVEVENTEXIT	"X'00000164'" The name specified for the Event-Exit routine is not a valid MVS load module name
0	(0)	BITSTRING	0	IXCARMINVASYNCREQ	"X'00000168'" A request needing asynchronous processing is invalid in this address space/task
0	(0)	BITSTRING	0	IXCARMINVELEMBIND	"X'0000016C'" ELEMBIND value on a Register request is invalid, or ELEMBIND=CURSUS was specified with TERMTYPE=ELEMTerm.
0	(0)	BITSTRING	0	IXCARMRSVREGFDS	"X'000001A8'" REGISTER request but fields not applying to REGISTER were not zero
0	(0)	BITSTRING	0	IXCARMBADWAITPRED	"X'00000204'" WAITPRED request issued invalidly for element (e.g., after element was ready)
0	(0)	BITSTRING	0	IXCARMRSVWTPFDS	"X'000002A8'" WAITPRED request but fields not applying to WAITPRED were not zero
0	(0)	BITSTRING	0	IXCARMBADREADY	"X'00000304'" READY request issued invalidly for element (e.g., element was already ready)
0	(0)	BITSTRING	0	IXCARMRSVRDYFDS	"X'000003A8'" Required fields were not zero on a READY request
0	(0)	BITSTRING	0	IXCARMDUPASSOC1	"X'00000404'" Issuer of an ASSOCIATE request is already associated with an element
0	(0)	BITSTRING	0	IXCARMBADTARGETELEM	"X'00000408'" On an ASSOCIATE request, the TELEMENT field does not specify the name of a registered ARM element
0	(0)	BITSTRING	0	IXCARMDUPASSOC2	"X'0000040C'" On ASSOCIATE request, the element specified in the TELEMENT parameter is already associated with another element
0	(0)	BITSTRING	0	IXCARMSELFASSOC	"X'00000414'" The issuer of an ASSOCIATE request specified itself as the TELEMENT

Table 169. Structure (continued)

Offset Dec	Offset Hex	Type	Len	Name (Dim)	Description
0	(0)	BITSTRING	0	IXCARMRSVASSFDS	"X'000004A8'" Required fields were not zero on an ASSOCIATE request
0	(0)	BITSTRING	0	IXCARMRSVDRGFDS	"X'000005A8'" Required fields were not zero on a DEREGISTER request
0	(0)	BITSTRING	0	IXCARMWRONGELEMONREREG	"X'000005B0'" The element that has attempted to register has done so in an address space that was created for the restart of another element. Only the restarted element can re-register in the current address space.
0	(0)	BITSTRING	0	IXCARMWRONGADDRNREREG	"X'000005B4'" The element that has attempted to re-register has done so in an address space other than the one that was created for the re-registering element. The element can only re-register in the address space that the override restart start text was issued in.
0	(0)	BITSTRING	0	IXCARMREREGAFTEERTIMOUT	"X'000005B8'" The element that has attempted to register has done so in an address space that was created for the restart of another element. However, the element that the address space was initially created for is no longer known to ARM. This is probably due to the restart of the element having timed out.
0	(0)	BITSTRING	0	IXCARMUNAUTHVENTEXIT	"X'000005BC'" Users who are both in problem state and problem key can not specify an event exit on registration.
0	(0)	BITSTRING	0	IXCARMUNAUTHSTARTTXT	"X'000005C0'" Users who are both in problem state and problem key can not specify restart start text on registration.
0	(0)	BITSTRING	0	IXCARMUNAUTHRMTOKEN	"X'000005C4'" Users who are both in problem state and problem key can not specify RMTOKEN on any request.
	.... ....			IXCARMPLACEHOLDERRC8	"X'00000000'" placeholder
Reason codes associated with return code X'0C'					
	.... .1..			IXCARMNOARM	"X'00000004'" The MVS system on which this macro was issued is at an MVS or JES release level that does not support the Automatic Restart Manager function.
	.... 11..			IXCARMNOESTAE	"X'0000000C'" ARM was unable to establish an ESTAE routine for IXCARM processing
	11.. ....			IXCARMFDSERR1	"X'000000C0'" Internal error while trying to access ARM's function data set
	11.. .1..			IXCARMFDSERR2	"X'000000C4'" Internal error with ARM's function data set (bad Ename)
	11.. 1...			IXCARMFDSERR3	"X'000000C8'" Internal error with ARM's function data set (bad slot)
	11.. 11..			IXCARMBADTESTART	"X'000000CC'" Internal error, call to TESTART failed
0	(0)	BITSTRING	0	IXCARMMAXUSERS	"X'00000104'" Maximum number of ARM users registered
0	(0)	BITSTRING	0	IXCARMNOCDS	"X'00000160'" No access to an ARM CDS on this system

Table 169. Structure (continued)

Offset Dec	Offset Hex	Type	Len	Name (Dim)	Description
0	(0)	BITSTRING	0	IXCARMBADJOB	"X'00000164'" Environmental error, JES could not support ARM requests for this job. A unit of work other than a batch job or started task has attempted to register with ARM without specifying ELEMIND=CURSYS. The registration was rejected.
0	(0)	BITSTRING	0	IXCARMSAFNOTDEFINED	"X'00000168'" Problem state and problem key users can not use IXCARM without having a security profile in place for the facility IXCARM.
0	(0)	BITSTRING	0	IXCARMNOSAFAUTH	"X'0000016C'" The installed security product indicated that user does not have authorized access to the IXCARM facility or the secure entity. The entity is made up of the element name and type.
0	(0)	BITSTRING	0	IXCARMPQCERROR	"X'0C000810'" Unknown error in IXCA3PCQ routine.
		.... ....		IXCARMPLACEHOLDERRC12	"X'00000000'" placeholder
Reason codes associated with return code X'10'					
		.... .1..		IXCARMARMERR	"X'00000004'" The Automatic Restart Manager experienced an error while processing request. The request is rejected and issuer is deregistered.
		.... 1...		IXCARMUNKERR	"X'00000008'" The Automatic Restart Manager experienced an error while processing request. Request is rejected but issuer is not deregistered.
		1.1. ....		IXCARMPCCERROR	"X'000000A0'" Unknown error in IXCA3PCC routine.
		.... ....		IXCARMPLACEHOLDERRC16	"X'00000000'" placeholder
Constants for maximum length values					
0	(0)	X'FF'	0	IXCARMMAXEXITPLEN	"255" Maximum allowable length for Event Exit parameter list
0	(0)	X'7E'	0	IXCARMMAXSTARTTEXT	"126" Maximum allowable length for restart command text

Table 170. Cross Reference for IXCYARM

Name	Offset	Hex Tag
IXCARMADDRSPACEDUP	0	154
IXCARMAMODE24	0	34
IXCARMARMERR	0	4
IXCARMBADJOB	0	164
IXCARMBADREADY	0	304
IXCARMBADREQUEST	0	108
IXCARMBADTARGETELEM	0	408
IXCARMBADTESTART	0	CC
IXCARMBADVERSION	0	104
IXCARMBADWAITPRED	0	204
IXCARMBATCHSTARTTXT	0	14C

Table 170. Cross Reference for IXCYARM (continued)

Name	Offset	Hex Tag
IXCARMCANCELLED	0	138
IXCARMDUPASSOC1	0	404
IXCARMDUPASSOC2	0	40C
IXCARMELEMNAMEINUSE	0	150
IXCARMEXITLEN	0	15C
IXCARMEXITNAME	0	160
IXCARMEXITPARM	0	158
IXCARMFDSERR1	0	C0
IXCARMFDSERR2	0	C4
IXCARMFDSERR3	0	C8
IXCARMHASEUTFRR	0	124
IXCARMHASLOCK	0	120
IXCARMINVANSADDR	0	18
IXCARMINVANSALLET	0	1C
IXCARMINVASYNCREQ	0	168
IXCARMINVELEMBIND	0	16C
IXCARMINVELEMNAME	0	2C
IXCARMINVELEMTYPE	0	130
IXCARMINVEVENTEXIT	0	164
IXCARMINVPLISTALLET	0	100
IXCARMINVRESTTIMEOUT	0	144
IXCARMINVRMTADDR	0	20
IXCARMINVRMTALLET	0	24
IXCARMINVRO	0	A0
IXCARMINVTERMTYPE	0	140
IXCARMJOURNAL	0	12C
IXCARMMAXEXITPLEN	0	FF
IXCARMMAXSTARTTEXT	0	7E
IXCARMMAXUSERS	0	104
IXCARMNEWJCL	0	108
IXCARMNOARM	0	4
IXCARMNOCDS	0	160
IXCARMNOESTAE	0	C
IXCARMNOSAFAUTH	0	16C
IXCARMNOTENABLED	0	11C
IXCARMNOTREG	0	14
IXCARMNOTTASKMODE	0	118
IXCARMPARMERR	0	10C
IXCARMPCCERROR	0	A0

Table 170. Cross Reference for IXCYARM (continued)

Name	Offset	Hex Tag
IXCARMPQCERROR	0	810
IXCARMPERJCL	0	104
IXCARMPPLACEHOLDERRC12	0	0
IXCARMPPLACEHOLDERRC16	0	0
IXCARMPPLACEHOLDERRC4	0	0
IXCARMPPLACEHOLDERRC8	0	0
IXCARMPREDTIMEOUT	0	204
IXCARMRACRFAIL	0	13C
IXCARMRC0	0	0
IXCARMRC12	0	C
IXCARMRC16	0	10
IXCARMRC4	0	4
IXCARMRC8	0	8
IXCARMREADYTIMEOUT	0	304
IXCARMREQUESTOVERLAP	0	30
IXCARMREREGAFTEERTIMOUT	0	5B8
IXCARMRSN128X	0	128
IXCARMRSVASSFDS	0	4A8
IXCARMRSVDRGFDS	0	5A8
IXCARMRSVNOT0	0	40
IXCARMRSVRDYFDS	0	3A8
IXCARMRSVREGFDS	0	1A8
IXCARMRSVWTPFDS	0	2A8
IXCARMR0TYPECONFL	0	A4
IXCARMSAFNOTDEFINED	0	168
IXCARMSAVEFAIL	0	148
IXCARMSELFASSOC	0	414
IXCARMSTARTERR	0	110
IXCARMSTARTLEN	0	114
IXCARMUNAUTHEVENTEXIT	0	5BC
IXCARMUNAUTHRMTOKEN	0	5C4
IXCARMUNAUTHSTARTTXT	0	5C0
IXCARMUNKERR	0	8
IXCARMWRONGADDRNREREG	0	5B4
IXCARMWRONGCALLERTYPE	0	134
IXCARMWRONGELEMNREREG	0	5B0



## IXCYCON information

### IXCYCON programming interface information

IXCYCON is a programming interface.

### IXCYCON heading information

<b>Common name:</b>	Constants for users of IXC services
<b>Macro ID:</b>	IXCYCON
<b>DSECT name:</b>	
<b>Owning component:</b>	Cross System Coupling Services (SCXCF)
<b>Eye-catcher ID:</b>	None
<b>Storage attributes:</b>	Main Storage: N/A
<b>Size:</b>	0 bytes
<b>Created by:</b>	N/A
<b>Pointed to by:</b>	N/A
<b>Serialization:</b>	None
<b>Function:</b>	Provides a list of constants for users of IXC services and exits. Refer to documentation of the relevant service/macro for explanations of the return/reason codes.

### IXCYCON mapping

Table 171. Structure

Offset Dec	Offset Hex	Type	Len	Name(Dim)	Description
0	(0)	STRUCTURE	0		
Constants for IXC services users Return Codes					
0	(0)	X'0'	0	IXCRETCODEOK	"0"
0	(0)	X'4'	0	IXCRETCODEWARNING	"4"
0	(0)	X'8'	0	IXCRETCODEPARMERROR	"8"
0	(0)	X'C'	0	IXCRETCODEENVERROR	"12"
0	(0)	X'10'	0	IXCRETCODECOMPERROR	"16" Component error
Constants for use with IXCARM service Codes for IXCARM are defined in the IXCYARM macro Constants for use with IXCCREAT service IXCCREAT Reason codes for return code 4					
	....	....		IXCCREATRSNFIRSTMEMBER	"X'00000000'"
IXCCREAT Reason codes for return code 8					
	....	.1..		IXCCREATRSNALREADYCREATED	"X'00000004'"
	....	1...		IXCCREATRSNISACTIVE	"X'00000008'"
	....	11..		IXCCREATRSNISQUIESCED	"X'0000000C'"
	...1	....		IXCCREATRSNISFAILED	"X'00000010'"

Table 171. Structure (continued)

Offset Dec	Offset Hex	Type	Len	Name (Dim)	Description
		...1 .1..		IXCCREATRSNGRPNAMEBAD	"X'00000014' "
		...1 1...		IXCCREATRSNMEMNAMEBAD	"X'00000018' "
		..11 11..		IXCCREATRSNANSAREAINCOMPLETE	"X'0000003C' " For CreatRsnAnsAreaIncomplete, the high order halfword contains "xyy" which indicates the return code "xx" and reason code "yy" that would have been returned had the answer area been completely filled in.
		.1.. ....		IXCCREATRSNPLISTRSDNOTVALID	"X'00000040' "
0	(0)	BITSTRING	0	IXCCREATRSNPLISTBADALET	"X'00000100' "
0	(0)	BITSTRING	0	IXCCREATRSNPLISTVERSIONNOTVALID	"X'00000104' "
0	(0)	BITSTRING	0	IXCCREATRSNPLISTBADFUNCTION	"X'00000108' "
0	(0)	BITSTRING	0	IXCCREATRSNPLISTBADSTG	"X'0000010C' "
0	(0)	BITSTRING	0	IXCCREATRSNUSTATEBADSTG	"X'00000110' "
0	(0)	BITSTRING	0	IXCCREATRSNUSLENBADVALUE	"X'00000114' "
0	(0)	BITSTRING	0	IXCCREATRSNNOTTASKMODE	"X'00000118' "
0	(0)	BITSTRING	0	IXCCREATRSNNOTENABLED	"X'0000011C' "
0	(0)	BITSTRING	0	IXCCREATRSNFUNDESCBAD	"X'0000012C' "
IXCCREAT Reason codes for return code C					
		.... .1..		IXCCREATRSNMAXGROUPS	"X'00000004' "
		.... 1...		IXCCREATRSNMAXMEMBERS	"X'00000008' "
		...1 ....		IXCCREATRSNPARTITIONING	"X'00000010' "
		...1 .1..		IXCCREATRSNXCFLOCALMODE	"X'00000014' "
		...1 1...		IXCCREATRSNTASKABENDED	"X'00000018' "
Constants for use with IXCDELET service IXCDELET Reason codes for return code 4 None IXCDELET Reason codes for return code 8					
		.... .1..		IXCDELETRSNOTDEFINED	"X'00000004' "
		.... 1...		IXCDELETRSINAPPROPRIATESTATE	"X'00000008' "
		.1.. ....		IXCDELETRSNPLISTRSDNOTVALID	"X'00000040' "
0	(0)	BITSTRING	0	IXCDELETRSNPLISTBADALET	"X'00000100' "
0	(0)	BITSTRING	0	IXCDELETRSNPLISTVERSIONNOTVALID	"X'00000104' "
0	(0)	BITSTRING	0	IXCDELETRSNPLISTBADFUNCTION	"X'00000108' "
0	(0)	BITSTRING	0	IXCDELETRSNPLISTBADSTG	"X'0000010C' "
0	(0)	BITSTRING	0	IXCDELETRSNOTTASKMODE	"X'00000118' "
0	(0)	BITSTRING	0	IXCDELETRSNOTENABLED	"X'0000011C' "

Table 171. Structure (continued)

Offset Dec	Offset Hex	Type	Len	Name (Dim)	Description
IXCDELET Reason codes for return code C					
	...1	1...		IXCDELETRSNTASKABENDED	"X'00000018"
Constants for use with IXCJOIN service IXCJOIN Reason codes for return code 4					
	....	.1..		IXCJOINRSNFIRSTACTIVEMEMBER	"X'00000004"
	....	1...		IXCJOINRSNWNASFAILED	"X'00000008"
	....	11..		IXCJOINRSNWNASQUIESCED	"X'0000000C"
	...1	....		IXCJOINRSNWNASCREATED	"X'00000010"
IXCJOIN Reason codes for return code 8					
	....	.1..		IXCJOINRSNISCREATED	"X'00000004"
	....	1...		IXCJOINRSNISACTIVE	"X'00000008"
	....	11..		IXCJOINRSNISQUIESCED	"X'0000000C"
	...1	....		IXCJOINRSNISFAILED	"X'00000010"
	...1	.1..		IXCJOINRSNNGRPNAMEBAD	"X'00000014"
	...1	1...		IXCJOINRSNMEMNAMEBAD	"X'00000018"
	...1	11..		IXCJOINRSNINTERVALBAD	"X'0000001C"
	..1.	....		IXCJOINRSNSTATFLDBADSTG	"X'00000020"
	..1.	.1..		IXCJOINRSNLASTINGNEEDSMEMNAME	"X'00000024"
	..1.	1...		IXCJOINRSNSTATUSMONINCOMPLETE	"X'00000028"
	..11	11..		IXCJOINRSNANSAREAINCOMPLETE	"X'0000003C" For JoinRsnAnsAreaIncomplete, the high order halfword contains "xxyy" which indicates the return code "xx" and reason code "yy" that would have been returned had the answer area been completely filled in.
	.1..	....		IXCJOINRSNPLISTRSDNOTVALID	"X'00000040"
	.1..	.1..		IXCJOINRSNMEMASSOCBAD	"X'00000044"
0	(0)	BITSTRING	0	IXCJOINRSNPLISTBADALET	"X'00000100"
0	(0)	BITSTRING	0	IXCJOINRSNPLISTVERSIONNOTVALID	"X'00000104"
0	(0)	BITSTRING	0	IXCJOINRSNPLISTBADFUNCTION	"X'00000108"
0	(0)	BITSTRING	0	IXCJOINRSNPLISTBADSTG	"X'0000010C"
0	(0)	BITSTRING	0	IXCJOINRSNUSTATEBADSTG	"X'00000110"
0	(0)	BITSTRING	0	IXCJOINRSNUSLENBADVALUE	"X'00000114"
0	(0)	BITSTRING	0	IXCJOINRSNNOTTASKMODE	"X'00000118"
0	(0)	BITSTRING	0	IXCJOINRSNNOTENABLED	"X'0000011C"
0	(0)	BITSTRING	0	IXCJOINRSNPRIMARYNOTHOME	"X'00000120"
0	(0)	BITSTRING	0	IXCJOINRSNTASKTERM	"X'00000128"
0	(0)	BITSTRING	0	IXCJOINRSNFUNCDESCBAD	"X'0000012C"

Table 171. Structure (continued)

Offset Dec	Offset Hex	Type	Len	Name (Dim)	Description
IXCJOIN Reason codes for return code C					
	....	.1..		IXCJOINRSNMAXGROUPS	"X'00000004"
	....	1...		IXCJOINRSNMAXMEMBERS	"X'00000008"
	...1	....		IXCJOINRSNPARTITIONING	"X'00000010"
	...1	.1..		IXCJOINRSNXCFLOCALMODE	"X'00000014"
Constants for use with IXCLEAVE service IXCLEAVE Reason codes for return code 4					
	....	.1..		IXCLEAVERSNEITSNOTPURGED	"X'00000004"
IXCLEAVE Reason codes for return code 8					
	....	.1..		IXCLEAVERSNNOTACTIVE	"X'00000004"
	....	1...		IXCLEAVERSNNINAPPROPRIATEPRIMARY	"X'00000008"
	...1	....		IXCLEAVERSNNINAPPROPRIATESYSTEM	"X'00000010"
	.1..	....		IXCLEAVERSNNLISTRSVDNOTVALID	"X'00000040"
0	(0)	BITSTRING	0	IXCLEAVERSNNLISTBADALET	"X'00000100"
0	(0)	BITSTRING	0	IXCLEAVERSNNLISTVERSIONNOTVALID	"X'00000104"
0	(0)	BITSTRING	0	IXCLEAVERSNNLISTBADFUNCTION	"X'00000108"
0	(0)	BITSTRING	0	IXCLEAVERSNNLISTBADSTG	"X'0000010C"
0	(0)	BITSTRING	0	IXCLEAVERSNNSTATEBADSTG	"X'00000110"
0	(0)	BITSTRING	0	IXCLEAVERSNNUSLENBADVALUE	"X'00000114"
0	(0)	BITSTRING	0	IXCLEAVERSNNOTTASKMODE	"X'00000118"
0	(0)	BITSTRING	0	IXCLEAVERSNNNOTENABLED	"X'0000011C"
0	(0)	BITSTRING	0	IXCLEAVERSNNPRIMARYNOTHOME	"X'00000120"
IXCLEAVE Reason codes for return code C					
	...1	1...		IXCLEAVERSNTASKABENDED	"X'00000018"
Constants for use with IXCMG service					
0	(0)	X'0'	0	IXCMGPLISTVER0	"0"
0	(0)	X'1'	0	IXCMGPLISTVER1	"1"
0	(0)	X'2'	0	IXCMGPLISTVER2	"2"
0	(0)	X'3'	0	IXCMGPLISTVER3	"3"
0	(0)	X'3'	0	IXCMGPLISTVERMAX	"3" always the highest supported version, value subject to change in future.
IXCMG Reason codes for return code 4					
	....	.1..		IXCMGRSNSTILLMOREDATA	"X'00000004"
	....	1...		IXCMGRSNRESULTSPENDING	"X'00000008"

Table 171. Structure (continued)

Offset Dec	Offset Hex	Type	Len	Name (Dim)	Description
		...1 ....		IXCMGRSNCHECKRESULTS	"X'00000010"
IXCMG Reason codes for return code 8					
		...1 .1..		IXCMGRSNDATAAREATOOSMALL	"X'00000014"
		...1 1...		IXCMGRSNDATAAREABADSTG	"X'00000018"
		...1 11..		IXCMGRSNDATAAREABADALET	"X'0000001C"
		.1.. ....		IXCMGRSNPLISTRSDNOTVALID	"X'00000040"
0	(0)	BITSTRING	0	IXCMGRSNPLISTBADALET	"X'00000100"
0	(0)	BITSTRING	0	IXCMGRSNPLISTVERSIONNOTVALID	"X'00000104"
0	(0)	BITSTRING	0	IXCMGRSNPLISTBADFUNCTION	"X'00000108"
0	(0)	BITSTRING	0	IXCMGRSNPLISTBADSTG	"X'0000010C"
0	(0)	BITSTRING	0	IXCMGRSNPLISTBADAMDALEVEL	"X'00000110"
0	(0)	BITSTRING	0	IXCMGRSNPLISTBADMEMTOKEN	"X'00000114"
0	(0)	BITSTRING	0	IXCMGRSNPLISTBADSYSID	"X'00000118"
0	(0)	BITSTRING	0	IXCMGRSNNOTENABLED	"X'0000011C"
0	(0)	BITSTRING	0	IXCMGRSNPLISTBADREQTOKEN	"X'00000120"
0	(0)	BITSTRING	0	IXCMGRSNPLISTBADTIMEOUT	"X'00000124"
0	(0)	BITSTRING	0	IXCMGRSNECBBADSTG	"X'00000128"
0	(0)	BITSTRING	0	IXCMGRSNLOCKHELD	"X'0000012C"
0	(0)	BITSTRING	0	IXCMGRSNPLISTBADGROUP	"X'00000130"
0	(0)	BITSTRING	0	IXCMGRSNPLISTBADECBPTR	"X'00000134"
0	(0)	BITSTRING	0	IXCMGRSNPLISTBADTYPE	"X'00000138"
IXCMG Reason codes for return code C					
		.... .1..		IXCMGRSNNEEDSOFTWARE	"X'00000004"
		.... 1...		IXCMGRSNNEEDRESOURCES	"X'00000008"
		.... 11..		IXCMGRSNSYSTEMNOTACTIVE	"X'0000000C"
		...1 ....		IXCMGRSNSYSTEMNOTREADY	"X'00000010"
		...1 .1..		IXCMGRSNNEEDNEWREQUEST	"X'00000014"
Constants for use with IXCMOD service IXCMOD Reason codes for return code 4 None IXCMOD Reason codes for return code 8					
		.... .1..		IXCMODRSNNOTACTIVE	"X'00000004"
		.... 1...		IXCMODRSNNOSTATUSMON	"X'00000008"
		.... 11..		IXCMODRSNINTERVALBAD	"X'0000000C"
		...1 ....		IXCMODRSNINAPPROPRIATECALLER	"X'00000010"
		.1.. ....		IXCMODRSNPLISTRSDNOTVALID	"X'00000040"
0	(0)	BITSTRING	0	IXCMODRSNPLISTBADALET	"X'00000100"
0	(0)	BITSTRING	0	IXCMODRSNPLISTVERSIONNOTVALID	"X'00000104"
0	(0)	BITSTRING	0	IXCMODRSNPLISTBADFUNCTION	"X'00000108"
0	(0)	BITSTRING	0	IXCMODRSNPLISTBADSTG	"X'0000010C"
0	(0)	BITSTRING	0	IXCMODRSNNOTTASKMODE	"X'00000118"

Table 171. Structure (continued)

Offset Dec	Offset Hex	Type	Len	Name (Dim)	Description
0	(0)	BITSTRING	0	IXCMODRSNNOTENABLED	"X'0000011C"
0	(0)	BITSTRING	0	IXCMODRSNPRIMARYNOTHOME	"X'00000120"
IXCMOD Reason codes for return code C					
	...1 1...			IXCMODRSNTASKABENDED	"X'00000018"
Constants for use with IXCMMSGC service Codes for IXCMMSGC are defined in the IXCYMSGC macro Constants for use with IXCMMSGI service IXCMMSGI Reason codes for return code 4					
0	(0)	BITSTRING	0	IXCMMSGIRSNSTILLMOREDATA	"X'00000224"
IXCMMSGI Reason codes for return code 8					
	.... .1..			IXCMMSGIRSNMSGBUFBADSTG	"X'00000004"
	.... 1...			IXCMMSGIRSNMSGALREADYDELIVERED	"X'00000008"
	.... 1..1			IXCMMSGIRSNMEMBERNOTACTIVE	"X'00000009"
	.... 11..			IXCMMSGIRSNMSGBUFBADALET	"X'0000000C"
	.1.. ....			IXCMMSGIRSNPLISTRSDNOTVALID	"X'00000040"
	.1.. .1..			IXCMMSGIRSNMSGTOKENNOTVALID	"X'00000044"
	.1.. .1.1			IXCMMSGIRSNUSETOKENKEYWORD	"X'00000045"
0	(0)	BITSTRING	0	IXCMMSGIRSNPLISTBADALET	"X'00000100"
0	(0)	BITSTRING	0	IXCMMSGIRSNPLISTVERSIONNOTVALID	"X'00000104"
0	(0)	BITSTRING	0	IXCMMSGIRSNPLISTBADSTG	"X'0000010C"
0	(0)	BITSTRING	0	IXCMMSGIRSNMSGBUFSTGKEYMISMATCH	"X'0000020C"
0	(0)	BITSTRING	0	IXCMMSGIRSNMSGBUFPAGEPROTECT	"X'0000020D"
0	(0)	BITSTRING	0	IXCMMSGIRSNPARTPTROFFBADSTG	"X'00000210"
0	(0)	BITSTRING	0	IXCMMSGIRSNLEMENTBADALET	"X'00000212"
0	(0)	BITSTRING	0	IXCMMSGIRSNNEXTPTROFFBADSTG	"X'00000213"
0	(0)	BITSTRING	0	IXCMMSGIRSN#MSGPARTSZERO	"X'00000214"
0	(0)	BITSTRING	0	IXCMMSGIRSNTOOMANYZEROLENPARTS	"X'00000215"
0	(0)	BITSTRING	0	IXCMMSGIRSNPARTPTROFF@BADSTG	"X'00000218"
0	(0)	BITSTRING	0	IXCMMSGIRSNPARTOFFBADSTG	"X'00000219"
0	(0)	BITSTRING	0	IXCMMSGIRSNPARTPTROFF@PAGEPROTECT	"X'0000021A"
0	(0)	BITSTRING	0	IXCMMSGIRSNPARTOFFPAGEPROTECT	"X'0000021B"
0	(0)	BITSTRING	0	IXCMMSGIRSNPARTPTROFF@KEYMISMATCH	"X'0000021C"
0	(0)	BITSTRING	0	IXCMMSGIRSNPARTOFFKEYMISMATCH	"X'0000021D"

Table 171. Structure (continued)

Offset Dec	Offset Hex	Type	Len	Name (Dim)	Description
0	(0)	BITSTRING	0	IXCMMSGIRSNPARTLENTBLBADSTG	"X'00000220'"
0	(0)	BITSTRING	0	IXCMMSGIRSNPARTLENTBLNOTWORDBDY	"X'00000221'"
0	(0)	BITSTRING	0	IXCMMSGIRSNPARTLENTBLBADALET	"X'00000222'"
0	(0)	BITSTRING	0	IXCMMSGIRSNPARTLENOFFBADSTG	"X'00000223'"
0	(0)	BITSTRING	0	IXCMMSGIRSNPARTALETTLBADSTG	"X'00000230'"
0	(0)	BITSTRING	0	IXCMMSGIRSNPARTALETTLBLNOTWORDBDY	"X'00000231'"
0	(0)	BITSTRING	0	IXCMMSGIRSNPARTALETTLBLBADALET	"X'00000232'"
0	(0)	BITSTRING	0	IXCMMSGIRSNPARTALETTOFFBADSTG	"X'00000233'"
0	(0)	BITSTRING	0	IXCMMSGIRSNPARTALET@BADALET	"X'00000234'"
0	(0)	BITSTRING	0	IXCMMSGIRSNPARTALETTL@BADALET	"X'00000235'"
0	(0)	BITSTRING	0	IXCMMSGIRSNPARTALETTOFF@BADALET	"X'00000236'"
0	(0)	BITSTRING	0	IXCMMSGIXRSNSTARTOFFSETBADVALUE	"X'00000237'"
0	(0)	BITSTRING	0	IXCMMSGIRSNPLISTNOPARTINFOBADSTG	"X'010C0000'" For PlistNoPartInfoBadStg, the low order halfword contains the rsncode that would have been returned if the part info was stored successfully. Zero the lower halfword of the rsncode before comparing to this constant.
Constants for use with IXCMMSGO service					
0	(0)	X'1'	0	IXCMMSGOMINTIMEOUT	"1" min timeout
0	(0)	X'7FFF'	0	IXCMMSGOMAXTIMEOUT	"32767" max timeout (32767)
IXCMMSGO Reason codes for return code 4					
0	(0)	BITSTRING	0	IXCMMSGORSNSENDPENDING	"X'00000401'"
0	(0)	BITSTRING	0	IXCMMSGORSNBCPENDINGNOREJECTS	"X'00000402'"
0	(0)	BITSTRING	0	IXCMMSGORSNBCPENDINGWITHREJECTS	"X'00000403'"
0	(0)	BITSTRING	0	IXCMMSGORSNBCCOMPLETewithREJECTS	"X'00000404'"
0	(0)	BITSTRING	0	IXCMMSGORSNRETMMSGOTOKENNOACCESS	"X'04050000'" For MsgoTokenNoAccess, the low order halfword contains the rsncode that would have been returned if the token was stored successfully. Zero the lower halfword of the rsncode before comparing to this constant.

Table 171. Structure (continued)

Offset Dec	Offset Hex	Type	Len	Name (Dim)	Description
0	(0)	BITSTRING	0	IXCMSGORSNASYNCSSENDPENDING	"X'00000410"
IXCMSGO Reason codes for return code 8					
		.... .1..		IXCMSGORSNSENDERNOTVALID	"X'00000004"
		.... 1...		IXCMSGORSNTARGETNOTVALID	"X'00000008"
		.... 11..		IXCMSGORSNMSGLENNOTVALID	"X'0000000C"
		...1 ....		IXCMSGORSNMSGBUFBADSTG	"X'00000010"
		...1 .1..		IXCMSGORSNMSGCNTLBADALET	"X'00000014"
		...1 1...		IXCMSGORSNMSGCNTLBADSTG	"X'00000018"
		...1 11..		IXCMSGORSNTARGETNOMSGEXIT	"X'0000001C"
		.1.. ....		IXCMSGORSNPLISTRSDNOTVALID	"X'00000040"
0	(0)	BITSTRING	0	IXCMSGORSNPLISTBADALET	"X'00000100"
0	(0)	BITSTRING	0	IXCMSGORSNPLISTVERSIONNOTVALID	"X'00000104"
0	(0)	BITSTRING	0	IXCMSGORSNPLISTBADSTG	"X'0000010C"
0	(0)	BITSTRING	0	IXCMSGORSNPLISTNOPARTINFOBADSTG	"X'010C0000" For PlistNoPartInfoBadStg, the low order halfword contains the rsncode that would have been returned if the part info was stored successfully. Zero the lower halfword of the rsncode before comparing to this constant.
0	(0)	BITSTRING	0	IXCMSGORSNNOTENABLED	"X'0000011C"
0	(0)	BITSTRING	0	IXCMSGORSNLOCKHELD	"X'0000012C"
0	(0)	BITSTRING	0	IXCMSGORSNMSGBUFBADALET	"X'00000208"
0	(0)	BITSTRING	0	IXCMSGORSNMSGBUFKEYMISMATCH	"X'0000020C"
0	(0)	BITSTRING	0	IXCMSGORSNPARTPTROFFBADSTG	"X'00000210"
0	(0)	BITSTRING	0	IXCMSGORSNELEMENTBADALET	"X'00000212"
0	(0)	BITSTRING	0	IXCMSGORSNNEPTPTROFFBADSTG	"X'00000213"
0	(0)	BITSTRING	0	IXCMSGORSN#MSGPARTSZERO	"X'00000214"
0	(0)	BITSTRING	0	IXCMSGORSNTOOMANYZEROLENPARTS	"X'00000215"
0	(0)	BITSTRING	0	IXCMSGORSNPARTPTROFF@BADSTG	"X'00000218"
0	(0)	BITSTRING	0	IXCMSGORSNPARTOFFBADSTG	"X'00000219"
0	(0)	BITSTRING	0	IXCMSGORSNPARTPTROFF@KEYMISMATCH	"X'0000021C"
0	(0)	BITSTRING	0	IXCMSGORSNPARTOFFKEYMISMATCH	"X'0000021D"
0	(0)	BITSTRING	0	IXCMSGORSNPARTLENTBLBADSTG	"X'00000220"
0	(0)	BITSTRING	0	IXCMSGORSNPARTLENTBLNOTWORDBDY	"X'00000221"
0	(0)	BITSTRING	0	IXCMSGORSNPARTLENTBLBADALET	"X'00000222"
0	(0)	BITSTRING	0	IXCMSGORSNPARTLENOFFBADSTG	"X'00000223"



Table 171. Structure (continued)

Offset Dec	Offset Hex	Type	Len	Name (Dim)	Description
0	(0)	BITSTRING	0	IXCMMSGORSNMSGLENGTSUMPARTLEN	"X'00000224' "
0	(0)	BITSTRING	0	IXCMMSGORSNPARTLENBADLEN	"X'00000225' "
0	(0)	BITSTRING	0	IXCMMSGORSNPARTLENTBLBADLEN	"X'00000226' "
0	(0)	BITSTRING	0	IXCMMSGORSNPARTLENOFFBADLEN	"X'00000227' "
0	(0)	BITSTRING	0	IXCMMSGORSNPARTALETTBLBADSTG	"X'00000230' "
0	(0)	BITSTRING	0	IXCMMSGORSNPARTALETTBLNOTWORDBDY	"X'00000231' "
0	(0)	BITSTRING	0	IXCMMSGORSNPARTALETTBLBADALET	"X'00000232' "
0	(0)	BITSTRING	0	IXCMMSGORSNPARTALETOFFBADSTG	"X'00000233' "
0	(0)	BITSTRING	0	IXCMMSGORSNPARTALET@BADALET	"X'00000234' "
0	(0)	BITSTRING	0	IXCMMSGORSNPARTALETTBL@BADALET	"X'00000235' "
0	(0)	BITSTRING	0	IXCMMSGORSNPARTALETOFF@BADALET	"X'00000236' "
0	(0)	BITSTRING	0	IXCMMSGORSNSENDERNONOTIFYEXIT	"X'00000300' "
0	(0)	BITSTRING	0	IXCMMSGORSNTARGETSBADALET	"X'00000304' "
0	(0)	BITSTRING	0	IXCMMSGORSNREMSGOTOKENBADALET	"X'00000308' "
0	(0)	BITSTRING	0	IXCMMSGORSNBADRESPONSEID	"X'0000030C' "
0	(0)	BITSTRING	0	IXCMMSGORSNBADSTREAMID	"X'00000310' "
0	(0)	BITSTRING	0	IXCMMSGORSNTARGETSBADSTG	"X'00000314' "
0	(0)	BITSTRING	0	IXCMMSGORSNBAD#TARGETS	"X'00000320' "
0	(0)	BITSTRING	0	IXCMMSGORSNBADTIMEOUT	"X'00000324' "
0	(0)	BITSTRING	0	IXCMMSGORSNTARGETMAXMSGLEN61K	"X'00000340' "
0	(0)	BITSTRING	0	IXCMMSGORSNSENDERBECAMEINACTIVE	"X'00000344' "
0	(0)	BITSTRING	0	IXCMMSGOXRSNBADSENDDTIME	"X'00000348' "
0	(0)	BITSTRING	0	IXCMMSGOXRSNSENDDTIMEEXPIRED	"X'0000034C' "
0	(0)	BITSTRING	0	IXCMMSGOXRSNPAUSEENERROR	"X'00000350' "
0	(0)	BITSTRING	0	IXCMMSGOXRSNRESOURCEMGRCALLING	"X'00000354' "
0	(0)	BITSTRING	0	IXCMMSGOXRSNBADFILTERGROUP	"X'00000358' "
IXCMMSG0 Reason codes for return code 12					
	.... .1..			IXCMMSGORSNNOBUFFER	"X'00000004' "
	.... 1...			IXCMMSGORSNNOPATH	"X'00000008' "
	.... 11..			IXCMMSGORSNNOMSGSPACE	"X'0000000C' "
	...1 ....			IXCMMSGORSNSYSTEMNOSTORAGE	"X'00000010' "
	...1 .1..			IXCMMSGORSNNOBUFFERNOTQUEUED	

Table 171. Structure (continued)

Offset Dec	Offset Hex	Type	Len	Name (Dim)	Description
					"X'00000014'"
	...1 1...			IXCMGORSNNOPATHNOTQUEUED	"X'00000018'"
	...1 11..			IXCMGORSNMSGPENDINGMUSTQUEUE	"X'0000001C'"
	..1. ....			IXCMGORSNDUALFULL	"X'00000020'"
	..1. .1..			IXCMGORSNDUALNOSTORAGE	"X'00000024'"
	..1. 1...			IXCMGORSNDUALNOTSUITABLE	"X'00000028'"
	..1. 11..			IXCMGORSNALLOCPAUSEELEMERROR	"X'0000002C'"
	..11 ....			IXCMGORSNFORCECOMPLETION	"X'00000030'"
	..11 .1..			IXCMGORSNRELEASEMSG	"X'00000034'"
	..11 .11.			IXCMGORSNDISCARDMSG	"X'00000036'"
	..11 1...			IXCMGORSNASYNCSYNCSUSPENDABEND	"X'00000038'"
	..11 11..			IXCMGORSNTARGETISOLATED	"X'0000003C'"
Constants for use with IXCQUERY service Codes for IXCQUERY are defined in the IXCYQAA macro Constants for use with IXCQUIES service IXCQUIES Reason codes for return code 4					
	.... .1..			IXCQUIESRSNEXITSNOTPURGED	"X'00000004'"
IXCQUIES Reason codes for return code 8					
	.... .1..			IXCQUIESRSNNOTACTIVE	"X'00000004'"
	.... 1...			IXCQUIESRSNINAPPROPRIATEPRIMARY	"X'00000008'"
	.... 11..			IXCQUIESRSNNOTLASTING	"X'0000000C'"
	...1 ....			IXCQUIESRSNINAPPROPRIATESYSTEM	"X'00000010'"
	.1.. ....			IXCQUIESRSNPLISTRSDNOTVALID	"X'00000040'"
0	(0) BITSTRING	0	0	IXCQUIESRSNPLISTBADALET	"X'00000100'"
0	(0) BITSTRING	0	0	IXCQUIESRSNPLISTVERSIONNOTVALID	"X'00000104'"
0	(0) BITSTRING	0	0	IXCQUIESRSNPLISTBADFUNCTION	"X'00000108'"
0	(0) BITSTRING	0	0	IXCQUIESRSNPLISTBADSTG	"X'0000010C'"
0	(0) BITSTRING	0	0	IXCQUIESRSNSTATEBADSTG	"X'00000110'"
0	(0) BITSTRING	0	0	IXCQUIESRSNUSLENBADVALUE	"X'00000114'"
0	(0) BITSTRING	0	0	IXCQUIESRSNNOTTASKMODE	"X'00000118'"
0	(0) BITSTRING	0	0	IXCQUIESRSNNOTENABLED	"X'0000011C'"
0	(0) BITSTRING	0	0	IXCQUIESRSNPRIMARYNOTHOME	"X'00000120'"
IXCQUIES Reason codes for return code C					
	...1 1...			IXCQUIESRSNTASKABENDED	"X'00000018'"

Table 171. Structure (continued)

Offset Dec	Offset Hex	Type	Len	Name (Dim)	Description
Constants for use with IXCSETUS service					
IXCSETUS Reason codes for return code 4					
	....	.1..		IXCSETUSRSNNOCHANGEOLDEQNEW	"X'00000004"
	....	1...		IXCSETUSRSNNOCHANGEOLDNECOMPUS	"X'00000008"
IXCSETUS Reason codes for return code 8					
	....	.1..		IXCSETUSRSNNOTACTIVE	"X'00000004"
	....	1...		IXCSETUSRSNINAPPROPRIATEPRIMARY	"X'00000008"
	....	11..		IXCSETUSRSNTARGETDIFFERENTGROUP	"X'0000000C"
	...1	....		IXCSETUSRSNTARGETNOTVALID	"X'00000010"
	...1	.1..		IXCSETUSRSNOLDUSALETNOTPRIMARY	"X'00000014"
	...1	1...		IXCSETUSRSNOLDUSBADSTGNOTCOMMON	"X'00000018"
	..1.	1...		IXCSETUSRSNOLDUSBADALET	"X'00000028"
	..11	11..		IXCSETUSRSNOLDUSINCOMPLETE	"X'0000003C" For SetusRsnOldusIncomplete, the high order halfword contains "xyy" which indicates the return code "xx" and reason code "yy" that would have been returned had the OLDUS area been completely filled in.
	.1..	....		IXCSETUSRSNPLISTRSDNOTVALID	"X'00000040"
0	(0)	BITSTRING	0	IXCSETUSRSNPLISTBADALET	"X'00000100"
0	(0)	BITSTRING	0	IXCSETUSRSNPLISTVERSIONNOTVALID	"X'00000104"
0	(0)	BITSTRING	0	IXCSETUSRSNPLISTBADFUNCTION	"X'00000108"
0	(0)	BITSTRING	0	IXCSETUSRSNPLISTBADSTG	"X'0000010C"
0	(0)	BITSTRING	0	IXCSETUSRSNNEWUSNOTACCESSIBLE	"X'00000110"
0	(0)	BITSTRING	0	IXCSETUSRSNUSLENBADVALUE	"X'00000114"
0	(0)	BITSTRING	0	IXCSETUSRSNNOTTASKMODE	"X'00000118"
0	(0)	BITSTRING	0	IXCSETUSRSNNOTENABLED	"X'0000011C"
0	(0)	BITSTRING	0	IXCSETUSRSNCOMPUSNOTACCESSIBLE	"X'00000124"
IXCSETUS Reason codes for return code C					
	...1	1...		IXCSETUSRSNTASKABENDED	"X'00000018"
Constants for use with IXCSYSL service					
IXCSYSL Reason codes for return code 4					
None					
IXCSYSL Reason codes for return code 8					

Table 171. Structure (continued)

Offset Dec	Offset Hex	Type	Len	Name (Dim)	Description
		.... .1..		IXCSYSLRSNNOTACTIVE	"X'00000004'"
		.... 1...		IXCSYSLRSNINAPPROPRIATEPRIMARY	"X'00000008'"
		.... 11..		IXCSYSLRSNSYSCLEANUPMEMNO	"X'0000000C'"
		...1 ....		IXCSYSLRSNFAILEDSYSNOTVALID	"X'00000010'"
		.1.. ....		IXCSYSLRSNPLISTRSDNOTVALID	"X'00000040'"
0	(0)	BITSTRING	0	IXCSYSLRSNPLISTBADALET	"X'00000100'"
0	(0)	BITSTRING	0	IXCSYSLRSNPLISTVERSIONNOTVALID	"X'00000104'"
0	(0)	BITSTRING	0	IXCSYSLRSNPLISTBADFUNCTION	"X'00000108'"
0	(0)	BITSTRING	0	IXCSYSLRSNPLISTBADSTG	"X'0000010C'"
0	(0)	BITSTRING	0	IXCSYSLRSNNOTENABLED	"X'0000011C'"
0	(0)	BITSTRING	0	IXCSYSLRSNLOCKHELD	"X'0000012C'"
IXCSYSL Reason codes for return code C None Constants for use with IXCTERM service IXCTERM Reason codes for return code 4 None IXCTERM Reason codes for return code 8					
		.... .1..		IXCTERMRSNNOTACTIVE	"X'00000004'"
		.... 1...		IXCTERMRSNINAPPROPRIATEPRIMARY	"X'00000008'"
		.... 11..		IXCTERMRSNTARGETNOTACTIVE	"X'0000000C'"
		...1 ....		IXCTERMRSNTARGETNOTDEFINED	"X'00000010'"
		...1 .1..		IXCTERMRSNTARGETDIFFERENTGROUP	"X'00000014'"
		...1 1...		IXCTERMRSNTARGETNOTVALID	"X'00000018'"
		...1 11..		IXCTERMRSNMEMTOKENNOTVALID	"X'0000001C'"
		.1.. ....		IXCTERMRSNPLISTRSDNOTVALID	"X'00000040'"
0	(0)	BITSTRING	0	IXCTERMRSNPLISTBADALET	"X'00000100'"
0	(0)	BITSTRING	0	IXCTERMRSNPLISTVERSIONNOTVALID	"X'00000104'"
0	(0)	BITSTRING	0	IXCTERMRSNPLISTBADFUNCTION	"X'00000108'"
0	(0)	BITSTRING	0	IXCTERMRSNPLISTBADSTG	"X'0000010C'"
0	(0)	BITSTRING	0	IXCTERMRSNNOTTASKMODE	"X'00000118'"
0	(0)	BITSTRING	0	IXCTERMRSNNOTENABLED	"X'0000011C'"
0	(0)	BITSTRING	0	IXCTERMRSNTARGETNOTMEMASSOCTASK	"X'00000120'"
IXCTERM Reason codes for return code C None Constants for use with IXCXCDI service					
0	(0)	X'4'	0	IXCXCDISIRETCODELOSTLOCK	"4" Serialization lost

Table 171. Structure (continued)

Offset Dec	Offset Hex	Type	Len	Name (Dim)	Description
IXCXCDISI Reason codes for return code IxcxcdsiRetCodeLostLock None					
IXCXCDISI Reason codes for return code IxcRetCodeWarning					
	....	....		IXCXCDIRSINLOSTLOCK	"X'00000000" Serialization lost
IXCXCDISI Reason codes for return code IxcRetCodeParmError					
	....	11..		IXCXCDIRSNDATAAREATOOSMALL	"X'0000000C" DAI0 too small for data being read or written
	..1.	....		IXCXCDIRSINBADRECORDTYPE	"X'00000020" Target record or subrecord does not exist
IXCXCDISI Reason codes for return code IxcRetCodeEnvError					
	..1.	....		IXCXCDIRSINBYPASSFORPERMERR	"X'00000020" Request bypassed to avoid interference with permanent error (CDS removal) processing
Constants for use with IXCSEND interface Constants for use with IXCSEND interface					
0	(0)	X'1'	0	IXCSENDMINSENDTIME	"1" min SENDTIME
0	(0)	X'E10'	0	IXCSENDMAXSENDTIME	"3600" max SENDTIME
0	(0)	X'1'	0	IXCSENDMINRESPTIME	"1" min RESPTIME
0	(0)	X'E10'	0	IXCSENDMAXRESPTIME	"3600" max RESPTIME
0	(0)	X'0'	0	IXCSENDMINHOLDTIME	"0" min HOLDTIME
0	(0)	X'E10'	0	IXCSENDMAXHOLDTIME	"3600" max HOLDTIME
0	(0)	X'400000'	0	IXCSENDMAXMSGLEN	"104857600" max Msglen
IXCSEND Reason codes for return code IxcRetCodeWarning (4) IXCSEND Reason codes for return code IxcRetCodeParmError (8)					
0	(0)	BITSTRING	0	IXCSENDRSNBADSTGPLIST	"X'00010004"
ixcsendRsnBadStgParameters Bit(32) Constant('00020004'x),					
0	(0)	BITSTRING	0	IXCSENDRSNBADSTGSERVER	"X'00030004"
0	(0)	BITSTRING	0	IXCSENDRSNBADSTGSERVERID	"X'00040004"
0	(0)	BITSTRING	0	IXCSENDRSNBADSTGMSGDATA	"X'00050004"
0	(0)	BITSTRING	0	IXCSENDRSNBADSTGMSGDESC	"X'00060004"
0	(0)	BITSTRING	0	IXCSENDRSNBADSTGREMSGTOKEN	"X'00070004"
0	(0)	BITSTRING	0	IXCSENDRSNBADSTGDESCRIPTION	"X'00080004"
0	(0)	BITSTRING	0	IXCSENDRSNBADSTGMSGCNTL	"X'00090004"
0	(0)	BITSTRING	0	IXCSENDRSNBADSTGRESPTOKEN	"X'000A0004"
0	(0)	BITSTRING	0	IXCSENDRSNBADSTGSYSNAMES	"X'000B0004"
0	(0)	BITSTRING	0	IXCSENDRSNBADSTGSYSIDS	"X'000C0004"
available Bit(32) Constant('000D0004'x), available Bit(32) Constant('000E0004'x),					

Table 171. Structure (continued)

Offset Dec	Offset Hex	Type	Len	Name (Dim)	Description
0	(0)	BITSTRING	0	IXCSENDRSNBADSTGCRITERIA	"X'000F0004'"
available Bit(32) Constant('00100004'x), 00xx0008 ALET of storage area identified by xx is not valid.					
0	(0)	BITSTRING	0	IXCSENDRSNBADALETPLIST	"X'00010008'"
ixcsendRsnBadAletParameters Bit(32) Constant('00020008'x),					
0	(0)	BITSTRING	0	IXCSENDRSNBADALETSERVER	"X'00030008'"
0	(0)	BITSTRING	0	IXCSENDRSNBADALETSERVERID	"X'00040008'"
0	(0)	BITSTRING	0	IXCSENDRSNBADALETMSGDATA	"X'00050008'"
0	(0)	BITSTRING	0	IXCSENDRSNBADALETMSGDESC	"X'00060008'"
0	(0)	BITSTRING	0	IXCSENDRSNBADALETRETMSTOKEN	"X'00070008'"
0	(0)	BITSTRING	0	IXCSENDRSNBADALETDESCRIPTION	"X'00080008'"
0	(0)	BITSTRING	0	IXCSENDRSNBADALETMSGCTL	"X'00090008'"
0	(0)	BITSTRING	0	IXCSENDRSNBADALETRESPTOKEN	"X'000A0008'"
0	(0)	BITSTRING	0	IXCSENDRSNBADALETSYSNAMES	"X'000B0008'"
0	(0)	BITSTRING	0	IXCSENDRSNBADALETSYSIDS	"X'000C0008'"
ixcsendRsnBadAletReplyServer Bit(32) Constant('000D0008'x), ixcsendRsnBadAletReplyServerID Bit(32) Constant('000E0008'x),					
0	(0)	BITSTRING	0	IXCSENDRSNBADALETTCRITERIA	"X'000F0008'"
ixcsendRsnBadAletReplyCriteria Bit(32) Constant('00100008'x), 00xx000C Value specified for keyword xx is not valid					
0	(0)	BITSTRING	0	IXCSENDRSNBADVALMSGLEN	"X'0001000C'"
0	(0)	BITSTRING	0	IXCSENDRSNBADVALSENDER	"X'0002000C'"
0	(0)	BITSTRING	0	IXCSENDRSNBADVALDESCRIPTION	"X'0003000C'"
0	(0)	BITSTRING	0	IXCSENDRSNBADVALSERVER	"X'0004000C'"
0	(0)	BITSTRING	0	IXCSENDRSNBADVALMAXLEVEL	"X'0005000C'"
0	(0)	BITSTRING	0	IXCSENDRSNBADVALFEATURES	"X'0006000C'"
0	(0)	BITSTRING	0	IXCSENDRSNBADVALTTOKEN	"X'0007000C'"
0	(0)	BITSTRING	0	IXCSENDRSNBADVALSYSNAME	"X'0008000C'"
0	(0)	BITSTRING	0	IXCSENDRSNBADVALEXPECTREPLY	"X'0009000C'"
0	(0)	BITSTRING	0	IXCSENDRSNBADVALSERVERID	"X'000A000C'"
0	(0)	BITSTRING	0	IXCSENDRSNBADVALSENDDTIME	"X'000B000C'"
0	(0)	BITSTRING	0	IXCSENDRSNBADVALRESPTIME	"X'000C000C'"
0	(0)	BITSTRING	0	IXCSENDRSNBADVALHOLDTIME	"X'000D000C'"
0	(0)	BITSTRING	0	IXCSENDRSNTTOKENTASKTERM	"X'000E000C'"
0	(0)	BITSTRING	0	IXCSENDRSNBADTTOKENMASTERAS	"X'000F000C'"
0	(0)	BITSTRING	0	IXCSENDRSNBADVALRESPTOKEN	"X'0010000C'"
0	(0)	BITSTRING	0	IXCSENDRSNBADVALRECVBIND	"X'0011000C'"

Table 171. Structure (continued)

Offset Dec	Offset Hex	Type	Len	Name (Dim)	Description
0	(0)	BITSTRING	0	IXSENDRSNBADVAL#SYSTEMS	"X'0012000C'"
0	(0)	BITSTRING	0	IXSENDRSNBADVALWILDCARDONE	"X'0013000C'"
0	(0)	BITSTRING	0	IXSENDRSNBADVALLENMDENTRY	"X'0014000C'"
0	(0)	BITSTRING	0	IXSENDRSNBADVALMSGSTGSTGKEY	"X'0015000C'"
0	(0)	BITSTRING	0	IXSENDRSNBADVALWILDCARDANY	"X'0016000C'"
0	(0)	BITSTRING	0	IXSENDRSNBADSERVERREQMSGLEN	"X'0017000C'"
0	(0)	BITSTRING	0	IXSENDRSNBADVALWILDCARDSSAME	"X'0018000C'"
0	(0)	BITSTRING	0	IXSENDRSNBADVALSTOKEN	"X'0019000C'"
0	(0)	BITSTRING	0	IXSENDRSNBADVALLENSYSEENTRY	"X'001A000C'"
00xx0018 Indicated content of IXSEND parameter list is not valid.					
0	(0)	BITSTRING	0	IXSENDRSNBADPLISTVERSION	"X'00010018'"
ixcsendRsnBadPlistService Bit(32) Constant('00020018'x),					
0	(0)	BITSTRING	0	IXSENDRSNBADPLISTTARGET	"X'00030018'"
0	(0)	BITSTRING	0	IXSENDRSNBADPLISTLEN	"X'00040018'"
0	(0)	BITSTRING	0	IXSENDRSNBADPLISTRSD	"X'00050018'"
ixcsendRsnBadPlistRequest Bit(32) Constant('00060018'x), ixcsendRsnBadPlistResponse Bit(32) Constant('00070018'x),					
0	(0)	BITSTRING	0	IXSENDRSNBADPLISTSYSTEMS	"X'00080018'"
0	(0)	BITSTRING	0	IXSENDRSNBADPLISTRECVBIND	"X'00090018'"
available Bit(32) Constant('000A0018'x),					
0	(0)	BITSTRING	0	IXSENDRSNBADPLISTTARGSERVER	"X'000B0018'"
available Bit(32) Constant('000C0018'x),					
0	(0)	BITSTRING	0	IXSENDRSNBADPLISTCRITERIA	"X'000D0018'"
ixcsendRsnBadPlistReplyCrit Bit(32) Constant('000E0018'x),					
0	(0)	BITSTRING	0	IXSENDRSNBADCRITERIAVERSION	"X'000F0018'"
ixcsendRsnBadReplyCritVers Bit(32) Constant('00100018'x), 00xx00EE Request rejected due to the indicated environmental error.					
0	(0)	BITSTRING	0	IXSENDRSNBADENVNOTENABLED	"X'000100EE'"
0	(0)	BITSTRING	0	IXSENDRSNBADENVLOCKED	"X'000200EE'"
0	(0)	BITSTRING	0	IXSENDRSNNORETMSGTOKEN	"X'000300EE'"

Table 171. Structure (continued)

Offset Dec	Offset Hex	Type	Len	Name (Dim)	Description
0	(0)	BITSTRING	0	IXCSENDRSNBADENVRESOURCEMGR	"X'000400EE"
0	(0)	BITSTRING	0	IXCSENDRSNNOUTSTANDINGRESP	"X'000500EE"
0	(0)	BITSTRING	0	IXCSENDRSNBADENVPAUSESRSB	"X'000600EE"
0	(0)	BITSTRING	0	IXCSENDRSNSYSTEMNOTACTIVE	"X'000700EE"
0	(0)	BITSTRING	0	IXCSENDRSNNOTARGETSYSTEMS	"X'000800EE"
IXCSEND Reason codes for return code IxcRetCodeEnvError (C)					
0	(0)	BITSTRING	0	IXCSENDRSNALESERVADDFAILED	"X'000100CE"
0	(0)	BITSTRING	0	IXCSENDRSNSYSTEMRESOURCES	"X'000200CE"
0	(0)	BITSTRING	0	IXCSENDRSNDOWNLEVELSYSTEM	"X'000300CE"
0	(0)	BITSTRING	0	IXCSENDRSNENVSENDTIMEEXP	"X'000400CE"
0	(0)	BITSTRING	0	IXCSENDRSNFORCECOMPLETION	"X'000500CE"
0	(0)	BITSTRING	0	IXCSENDRSNRELEASEMSG	"X'000600CE"
0	(0)	BITSTRING	0	IXCSENDRSNDISCARDMSG	"X'000700CE"
0	(0)	BITSTRING	0	IXCSENDRSNASYNABENDSENDING	"X'000800CE"
0	(0)	BITSTRING	0	IXCSENDRSNENVRESPTIMEEXP	"X'000900CE"
IXCSEND Reason codes for return code IxcRetCodeCompError (10x)					
0	(0)	BITSTRING	0	IXCSENDRSNUNKNOWNSENDFAILURE	"X'000100FF"
Constants for use with IXCREQ interface IXCREQ Reason codes for return code IxcRetCodeWarning (4) IXCREQ Reason codes for return code IxcRetCodeParmError (8)					
0	(0)	BITSTRING	0	IXCREQRSNNOREQUESTDATA	"X'0001000C"
0	(0)	BITSTRING	0	IXCREQRSNBADDATASIZE	"X'0002000C"
0	(0)	BITSTRING	0	IXCREQRSNBADVALQUERYINFO	"X'0003000C"
0	(0)	BITSTRING	0	IXCREQRSNBADVALSERVER	"X'0004000C"
0	(0)	BITSTRING	0	IXCREQRSNBADVALMSGCNTL	"X'0005000C"
0	(0)	BITSTRING	0	IXCREQRSNOTHERSYSSERVERID	"X'0006000C"
0	(0)	BITSTRING	0	IXCREQRSNBADSENDERFUNCTION	"X'0007000C"
0	(0)	BITSTRING	0	IXCREQRSNBADVALSERVERID	"X'000A000C"
00xx0018 Indicated content of IXCREQ parameter list is not valid.					
0	(0)	BITSTRING	0	IXCREQRSNBADPLISTVERSION	"X'00010018"
0	(0)	BITSTRING	0	IXCREQRSNBADPLISTREQUEST	"X'00020018"
0	(0)	BITSTRING	0	IXCREQRSNBADPLISTLEN	"X'00040018"
0	(0)	BITSTRING	0	IXCREQRSNBADPLISTRSD	"X'00050018"
IXCREQ Reason codes for return code IxcRetCodeEnvError (C) 00xx00EE Request rejected due to the indicated environmental error.					
0	(0)	BITSTRING	0	IXCREQRSNT00MUCHDATA	"X'000100EE"



Table 171. Structure (continued)

Offset Dec	Offset Hex	Type	Len	Name (Dim)	Description
00xx00CE Request rejected due to the indicated environmental error.					
0	(0)	BITSTRING	0	IXCREQSRNSYSTEMRESOURCES	"X'000100CE"
IXCREQ Reason codes for return code IxcRetCodeCompError (10x) Constants for use with IXCSRVR interface					
0	(0)	X'1'	0	IXCSRVRREQTYPESTART	"1" REQTYPE=START
0	(0)	X'2'	0	IXCSRVRREQTYPESTOP	"2" REQTYPE=STOP
0	(0)	X'1'	0	IXCSRVRMINFDI	"1" min valid FDI
0	(0)	X'E10'	0	IXCSRVRMAXFDI	"3600" max valid FDI
IXCSRVR Reason codes for return code IxcRetCodeWarning (4)					
		.... ..1		IXCSRVRRSNSTOPPED	"X'00000001"
		.... ..1.		IXCSRVRRSNEXITFAILURE	"X'00000002"
		.... ..1..		IXCSRVRRSNNOSERVER	"X'00000004"
IXCSRVR Reason codes for return code IxcRetCodeParmError (8)					
		.... ..1		IXCSRVRRSNPLISTBADSTG	"X'00000001"
		.... ..1.		IXCSRVRRSNPLISTBADALET	"X'00000002"
		.... ..11		IXCSRVRRSNPLISTBADRSVD	"X'00000003"
		.... ..1..		IXCSRVRRSNPLISTBADVERSION	"X'00000004"
		.... ..1.1		IXCSRVRRSNPLISTBADREQTYPE	"X'00000005"
		.... ..11.		IXCSRVRRSNEXITFAILED	"X'00000006"
		.... ..111		IXCSRVRRSNSERVERBADSTG	"X'00000007"
		.... ..1...		IXCSRVRRSNSERVERBADALET	"X'00000008"
		.... ..1..1		IXCSRVRRSNSERVERBADNAME	"X'00000009"
		.... ..1.1.		IXCSRVRRSNDESCBADSTG	"X'0000000A"
		.... ..1.11		IXCSRVRRSNDESCBADALET	"X'0000000B"
		.... ..11..		IXCSRVRRSNDESCBADDESC	"X'0000000C"
		.... ..11.1		IXCSRVRRSNINFOBADSTG	"X'0000000D"
		.... ..111.		IXCSRVRRSNINFOBADALET	"X'0000000E"
		.... ..1111		IXCSRVRRSNFEATURESBADLEVEL	"X'0000000F"
		...1 ....		IXCSRVRRSNLEVELBADMAX	"X'00000010"
		...1 ...1		IXCSRVRRSNCLIENTBADMAX	"X'00000011"
		...1 ..1.		IXCSRVRRSNFDIBADVALUE	"X'00000012"
		...1 ..11		IXCSRVRRSNRESPBIDBADVALUE	"X'00000013"
		...1 ..1..		IXCSRVRRSNSERVERIDBADVALUE	"X'00000014"
		...1 ..1.1		IXCSRVRRSNSERVERIDBADSYS	
					"X'00000015"
		...1 ..11.		IXCSRVRRSNDDTBADSTG	"X'00000016"
		...1 ..111		IXCSRVRRSNDDTBADALET	"X'00000017"
		...1 ..1...		IXCSRVRRSNWORKAREATOOFW	"X'00000018"
		...1 ..1..1		IXCSRVRRSNWORKAREATOOSM	"X'00000019"
		...1 ..1.1.		IXCSRVRRSNWORKAREABADSTG	"X'0000001A"
		...1 ..1.11		IXCSRVRRSNWORKAREABADALET	"X'0000001B"

Table 171. Structure (continued)

Offset Dec	Offset Hex	Type	Len	Name (Dim)	Description
		...1 11..		IXCSRVRRSNMODEBADVALUE	"X'0000001C'"
		...1 11.1		IXCSRVRRSNSERVERIDBADSTG	"X'0000001D'"
		...1 111.		IXCSRVRRSNSERVERIDBADALET	"X'0000001E'"
		...1 1111		IXCSRVRRSNSSCOPEBADVALUE	"X'0000001F'"
		..1. ....		IXCSRVRRSN#SERVERSBADVALUE	"X'00000020'"
		..1. ...1		IXCSRVRRSNXCFSERVER	"X'00000021'"
		..1. ...1.		IXCSRVRRSNSXPLRSVD	"X'00000022'"
		..1. ...11		IXCSRVRRSNSXPLWADRSVD	"X'00000023'"
		..1. .1..		IXCSRVRRSNSXPLRESPBIND	"X'00000024'"
		..1. .1.1		IXCSRVRRSNSXPLREFUSALCODE	"X'00000025'"
		..1. .11.		IXCSRVRRSNSXPLSTOPCODE	"X'00000026'"
		..1. .111		IXCSRVRRSNSXPLRESULTCODE	"X'00000027'"
		..1. 1...		IXCSRVRRSNSXPLMIXEDRESULT	"X'00000028'"
		.1.1 .111		IXCSRVRRSNHASFRR	"X'00000057'"
		.111 .11.		IXCSRVRRSNLOCKED	"X'00000076'"
		1... 1.1.		IXCSRVRRSNBADASCODE	"X'0000008A'"
		1.1. .1..		IXCSRVRRSNREQTYPECONFLICT	"X'000000A4'"
0	(0)	BITSTRING	0	IXCSRVRRSNNOTTASKMODE	"X'00000118'"
0	(0)	BITSTRING	0	IXCSRVRRSNNOTENABLED	"X'0000011C'"
0	(0)	BITSTRING	0	IXCSRVRRSNXMEM	"X'00000120'"
0	(0)	BITSTRING	0	IXCSRVRRSNONLYONE	"X'00000127'"
0	(0)	BITSTRING	0	IXCSRVRRSNTASKTERM	"X'00000128'"
0	(0)	BITSTRING	0	IXCSRVRRSNRESMGR	"X'00000129'"
IXCSRV Reason codes for return code IxcRetCodeEnvError (C)					
0	(0)	BITSTRING	0	IXCSRVRRSNNOUSERSTORAGE	"X'00000CA1'"
0	(0)	BITSTRING	0	IXCSRVRRSNNOXCFSTORAGE	"X'00000CA2'"
0	(0)	BITSTRING	0	IXCSRVRRSNMAXSERVERS	"X'00000CA3'"
0	(0)	BITSTRING	0	IXCSRVRRSNNOSYSRESOURCES	"X'00000CA4'"
Constants for use with IXCRECV interface					
0	(0)	X'1'	0	IXCRECVRECEIVESTATUS	"1" RECEIVE=STATUS
0	(0)	X'2'	0	IXCRECVRECEIVERESPONSES	"2" RECEIVE=RESPONSES
0	(0)	X'1'	0	IXCRECVSCOPEALL	"1" SCOPE=ALL
IXCRECV Reason codes for return code IxcRetCodeWarning (4)					
		.... .1..		IXCRECVRSNMOREANSAREA	"X'00000004'"
		.... .1.1		IXCRECVRSNMOREDATAAREA	"X'00000005'"
		.... .11.		IXCRECVRSNMOREDATADESC	"X'00000006'"
		.... 1...		IXCRECVRSNPENDING	"X'00000008'"
		.... 11..		IXCRECVRSNAVAILABLE	"X'0000000C'"
IXCRECV Reason codes for return code IxcRetCodeParmError (8)					
0	(0)	BITSTRING	0	IXCRECVRSNBADSTGPLIST	"X'00010004'"
0	(0)	BITSTRING	0	IXCRECVRSNBADSTGANSAREA	"X'00020004'"

Table 171. Structure (continued)

Offset Dec	Offset Hex	Type	Len	Name (Dim)	Description
0	(0)	BITSTRING	0	IXCRECVRSNBADSTGDATAAREA	"X'00040004'"
0	(0)	BITSTRING	0	IXCRECVRSNBADSTGDATADESC	"X'00050004'"
0	(0)	BITSTRING	0	IXCRECVRSNPAGEPROTECTDATAAREA	"X'00060004'"
0	(0)	BITSTRING	0	IXCRECVRSNKEYMISMATCHDATAAREA	"X'00070004'"
00xx0008 ALET of storage area identified by xx is not valid.					
0	(0)	BITSTRING	0	IXCRECVRSNBADALETPLIST	"X'00010008'"
0	(0)	BITSTRING	0	IXCRECVRSNBADALETANSAREA	"X'00020008'"
0	(0)	BITSTRING	0	IXCRECVRSNBADALETDATAAREA	"X'00030008'"
0	(0)	BITSTRING	0	IXCRECVRSNBADALETDATADESC	"X'00040008'"
00xx000C Value specified for keyword xx is not valid					
0	(0)	BITSTRING	0	IXCRECVRSNBADVALANSLEN	"X'0001000C'"
0	(0)	BITSTRING	0	IXCRECVRSNBADVALMSGTOKEN	"X'0002000C'"
0	(0)	BITSTRING	0	IXCRECVRSNBADVALLENDENTRY	"X'0003000C'"
00xx0018 Indicated content of IXCRECV parameter list is not valid.					
0	(0)	BITSTRING	0	IXCRECVRSNBADPLISTVERSION	"X'00010018'"
0	(0)	BITSTRING	0	IXCRECVRSNBADPLISTRSD	"X'00020018'"
0	(0)	BITSTRING	0	IXCRECVRSNBADPLISTRECEIVE	"X'00030018'"
0	(0)	BITSTRING	0	IXCRECVRSNBADPLISTDATAAREA	"X'00040018'"
0	(0)	BITSTRING	0	IXCRECVRSNBADPLISTSCOPE	"X'00050018'"
0	(0)	BITSTRING	0	IXCRECVRSNBADPLISTREQTYPE	"X'00060018'"
00xx0048 Request rejected due to the indicated message error.					
0	(0)	BITSTRING	0	IXCRECVRSNMSGNOTFOUND	"X'00010048'"
00xx00EE Request rejected due to the indicated environmental error.					
0	(0)	BITSTRING	0	IXCRECVRSNBADENVNOTENABLED	"X'000100EE'"
0	(0)	BITSTRING	0	IXCRECVRSNBADENVLOCKED	"X'000200EE'"
IXCRECV Reason codes for return code IxcRetCodeEnvError (C)					
0	(0)	BITSTRING	0	IXCRECVRSNACTIVERECEIVER	"X'00000C04'"
0	(0)	BITSTRING	0	IXCRECVRSNBLOCKINGCONFLICT	"X'00000C05'"
0	(0)	BITSTRING	0	IXCRECVRSNNEEDRESOURCES	"X'00000C08'"
0	(0)	BITSTRING	0	IXCRECVRSNRELEASED	"X'00000C10'"
0	(0)	BITSTRING	0	IXCRECVRSNMSGDISCARDED	"X'00000C11'"
0	(0)	BITSTRING	0	IXCRECVRSNBADBLOCKINGENV	"X'00000C12'"
0	(0)	BITSTRING	0	IXCRECVRSNSYSTEMNOTREADY	"X'00000C13'"
0	(0)	BITSTRING	0	IXCRECVRSNRECVBINDTERM	"X'00000C14'"

Table 171. Structure (continued)

Offset Dec	Offset Hex	Type	Len	Name(Dim)	Description
Constants for use with IXCNOTE interface Reason codes returned by IXCNOTE have the form xxxxYYYY where xxxx contains diagnostic information. Before comparing a reason code to any of the reason code constants below, one must mask off the diagnostic data. Take the reason code, AND it with the mask, and then compare that result to the reason code constants.					
0	(0)	BITSTRING	0	IXCNOTERSNCODEMASK	"X'0000FFFF'" Reason code mask
IXCNOTE Reason codes for return code IxcRetCodeWarning (4)					
0	(0)	BITSTRING	0	IXCNOTERSNMOREDATA	"X'00000401'"
0	(0)	BITSTRING	0	IXCNOTERSNMORENOTES	"X'00000402'"
0	(0)	BITSTRING	0	IXCNOTERSNRESUMED	"X'00000403'"
0	(0)	BITSTRING	0	IXCNOTERSNPENDING	"X'00000441'"
IXCNOTE Reason codes for return code IxcRetCodeParmError (8)					
	....	...1		IXCNOTERSNPLISTBADSTG	"X'00000001'"
available BIT(32) CONSTANT('00000002'X),					
	....	..11		IXCNOTERSNPLISTBADRSVD	"X'00000003'"
	....	.1..		IXCNOTERSNPLISTBADVERSION	"X'00000004'"
	....	.1.1		IXCNOTERSNPLISTBADREQUEST	"X'00000005'"
	....	.11.		IXCNOTERSNPLISTBADREQTYPE	"X'00000006'"
available BIT(32) CONSTANT('00000007'X),					
	....	1...		IXCNOTERSNPLISTBADTAGGING	"X'00000008'"
	...1	....		IXCNOTERSNNOTEPADBADVAL	"X'00000010'"
	...1	...1		IXCNOTERSNNOTEPADNOTEXIST	"X'00000011'"
	...1	..1.		IXCNOTERSNNOTEPADFAILED	"X'00000012'"
	...1	..11		IXCNOTERSNNOTEPADEXISTS	"X'00000013'"
	...1	.1..		IXCNOTERSNNOTEPADINUSE	"X'00000014'"
	...1	.1.1		IXCNOTERSNNOTEADMULTIWRITENO	"X'00000015'"
	...1	1...		IXCNOTERSNCONNECTIONBADVAL	"X'00000018'"
	...1	1..1		IXCNOTERSNCONNECTIONNOTEXIST	"X'00000019'"
	...1	1.11		IXCNOTERSNCONNECTIONBADTERM	"X'0000001B'"
	...1	11..		IXCNOTERSNCONNECTIONBADPAUSE	"X'0000001C'"
	...1	11.1		IXCNOTERSNCONNECTIONBADUSER	"X'0000001D'"
	...1	111.		IXCNOTERSNCONNECTIONBADACCESS	"X'0000001E'"
	...1	1111		IXCNOTERSNCONNECTIONBADAUTH	"X'0000001F'"
	...1.	....		IXCNOTERSNDESCBADSTG	"X'00000020'"

Table 171. Structure (continued)

Offset Dec	Offset Hex	Type	Len	Name (Dim)	Description
		..1. ...1		IXCNOTERSNDESCBADALET	"X'00000021"
		..1. ...1.		IXCNOTERSNDESCBADVAL	"X'00000022"
		..1. ...11		IXCNOTERSNINFOBADSTG	"X'00000023"
		..1. ...1..		IXCNOTERSNINFOBADALET	"X'00000024"
		..1. ...1.1		IXCNOTERSNCRITERIABADSTG	"X'00000025"
		..1. ...11.		IXCNOTERSNCRITERIABADALET	"X'00000026"
		..1. ...111		IXCNOTERSNCRITERIABADVAL	"X'00000027"
		..1. ...1..1		IXCNOTERSNBUFFERBADSTGNP	"X'00000029"
		..1. ...1.1.		IXCNOTERSNBUFFERBADALET	"X'0000002A"
		..1. ...1.11		IXCNOTERSNBUFLENBADVAL	"X'0000002B"
		..1. ...11..		IXCNOTERSNBUFFERBADSTG	"X'0000002C"
		..1. ...111.		IXCNOTERSNRESUMETOKENBADVAL	"X'0000002E"
		..11 ....		IXCNOTERSNANSAREAREQUIRED	"X'00000030"
		..11 ...1		IXCNOTERSNANSAREABADSTG	"X'00000031"
		..11 ...1.		IXCNOTERSNANSAREABADALET	"X'00000032"
		..11 ...11		IXCNOTERSNANSLENBADVAL	"X'00000033"
		..11 ...1..		IXCNOTERSNANSLENMORE	"X'00000034"
		..11 ...1.1		IXCNOTERSNANSAREABADSTGNP	"X'00000035"
		..11 ...111		IXCNOTERSN#NOTESEXCEEDED	"X'00000037"
		..11 ...1...		IXCNOTERSN#NOTESBADVAL	"X'00000038"
		..1.. ....		IXCNOTERSNNOTENOTEXIST	"X'00000040"
		..1.. ...1		IXCNOTERSNNOTEEXISTS	"X'00000041"
		..1.. ...1.		IXCNOTERSNNOTEBADINSTANCE#	"X'00000042"
		..1.. ...11		IXCNOTERSNNOTEBADTAGGING	"X'00000043"
		..1.. ...1..		IXCNOTERSNNOTELOWTAG	"X'00000044"
		..1.. ...1.1		IXCNOTERSNNOTENOINSTANCE#	"X'00000045"
		1.1. ...1..		IXCNOTERSNR0CONFLICT	"X'000000A4"
0	(0)	BITSTRING	0	IXCNOTERSNTASKTERM	"X'00000128"
0	(0)	BITSTRING	0	IXCNOTERSNSPACETERM	"X'00000129"
0	(0)	BITSTRING	0	IXCNOTERSNRESMGR	"X'0000012A"
0	(0)	BITSTRING	0	IXCNOTERSNBADSENV	"X'00000130"
0	(0)	BITSTRING	0	IXCNOTERSNPLISTBADSTGNP	"X'00000801"
0	(0)	BITSTRING	0	IXCNOTERSNPLISTBADALETNP	"X'00000802"
0	(0)	BITSTRING	0	IXCNOTERSNNOTINSTALLEDVN	"X'00000804"
0	(0)	BITSTRING	0	IXCNOTERSNTASKTOOHIGH	"X'00000805"
0	(0)	BITSTRING	0	IXCNOTERSNNOTTASKMODE	"X'00000806"
0	(0)	BITSTRING	0	IXCNOTERSNNOTENABLED	"X'00000807"
0	(0)	BITSTRING	0	IXCNOTERSNMASTERAS	"X'00000808"
0	(0)	BITSTRING	0	IXCNOTERSNPRIMARYNOTHOME	"X'00000809"
0	(0)	BITSTRING	0	IXCNOTERSNBADSUSPENDENV	"X'00000812"
0	(0)	BITSTRING	0	IXCNOTERSNNOSAFAUTH	"X'0000084C"
0	(0)	BITSTRING	0	IXCNOTERSNHFRR	"X'00000857"
0	(0)	BITSTRING	0	IXCNOTERSNLOCKED	"X'00000876"
0	(0)	BITSTRING	0	IXCNOTERSNBADSERVICENUM	"X'000008B2"

Table 171. Structure (continued)

Offset Dec	Offset Hex	Type	Len	Name (Dim)	Description
IXCNOTE Reason codes for return code IxcRetCodeEnvError (C)					
0	(0)	BITSTRING	0	IXCNOTERSNQUIESCED	"X'00000C01'"
0	(0)	BITSTRING	0	IXCNOTERSNCONSTRAINED	"X'00000C02'"
0	(0)	BITSTRING	0	IXCNOTERSNMODIFYINPROGRESS	"X'00000C03'"
0	(0)	BITSTRING	0	IXCNOTERSNNO#NOTESSTRRESOURCES	"X'00000C0A'"
0	(0)	BITSTRING	0	IXCNOTERSNNOTSUPPORTMODIFY	"X'00000C0B'"
0	(0)	BITSTRING	0	IXCNOTERSN#NOTESDECREASENOTVALID	"X'00000C0C'"
0	(0)	BITSTRING	0	IXCNOTERSNNOTEPADNOTUSABLE	"X'00000C0D'"
0	(0)	BITSTRING	0	IXCNOTERSNNOSECPROFILE	"X'00000C40'"
0	(0)	BITSTRING	0	IXCNOTERSNMAXNOTEPADS	"X'00000CA3'"
0	(0)	BITSTRING	0	IXCNOTERSNNOSYSRESOURCES	"X'00000CA4'"
0	(0)	BITSTRING	0	IXCNOTERSNNOSTRRESOURCES	"X'00000CA5'"
0	(0)	BITSTRING	0	IXCNOTERSNMAXCONNECTIONS	"X'00000CA6'"
0	(0)	BITSTRING	0	IXCNOTERSNTIMEOUT	"X'00000CB0'"
0	(0)	BITSTRING	0	IXCNOTERSNSTATUSUNKNOWN	"X'00000CBD'"
0	(0)	BITSTRING	0	IXCNOTERSNNOTCONFIGURED	"X'00000CFE'"
0	(0)	BITSTRING	0	IXCNOTERSNNOSERVICE	"X'00000CFF'"
IXCNOTE Reason codes for return code IxcRetCodeCompererror (x10) XCF suffered an internal error. Reason codes are provided for this return code, however they are not documented. In general, XCF will have gathered diagnostics appropriate to the failure. The reason code should be included in any diagnostics that the IXCNOTE user might choose to gather to document the impact from the exploiter perspective. Begin of constants for use with IXCAPU interface IXCAPU FormatType constants					
0	(0)	X'0'	0	IXCAPU_KFORMATTYPEDEFAULT	"0" Generate normal Administrative data utility output
0	(0)	X'1'	0	IXCAPU_KFORMATTYPEJSON	"1" Generate Administrative data utility output in JSON format
End of constants for use with IXCAPU interface GENERAL USE REASON CODES Note that the reason codes are of the form "xxxxYYzz" where "xxxx" is used to contain internal diagnostic information "YY" is '04'x, '08'x, '0C'x, or '10'x "zz" is a hex value					
0	(0)	BITSTRING	0	IXCRSNMOREDATATOVERTURNED	"X'00000404'" Client's Data Area is not big enough to hold all data to be returned.
0	(0)	BITSTRING	0	IXCRSNCODEPARSEWARNING	"X'00000405'" A parse warning was encountered.
0	(0)	BITSTRING	0	IXCRSNCODEUSINGSPINFDI	"X'00000414'" Input FDI accepted, but the system is instead using the FDI derived from the excessive spin parameters. ----- ----- -- IxcRetCodeParmError (return code '08'x) - reason codes ----- -----
0	(0)	BITSTRING	0	IXCRSNCODEBADOPERATION	"X'00000800'" Specified operation is not valid

Table 171. Structure (continued)

Offset Dec	Offset Hex	Type	Len	Name (Dim)	Description
0	(0)	BITSTRING	0	IXCRSNCODEBADPARMLIST	"X'00000801'" Parameter list could not be accessed
0	(0)	BITSTRING	0	IXCRSNCODEBADPARMLISTALET	"X'00000802'" Parameter list ALET is not valid
0	(0)	BITSTRING	0	IXCRSNCODERESERVEDNOT0	"X'00000803'" A Reserved field in a parameter list or input control block is not zero
0	(0)	BITSTRING	0	IXCRSNCODEBADVERSIONNUM	"X'00000804'" Version number in parameter list is not valid
0	(0)	BITSTRING	0	IXCRSNCODENOTTASKMODE	"X'00000806'" User is not in task mode
0	(0)	BITSTRING	0	IXCRSNCODENOTENABLED	"X'00000807'" User is not enabled
0	(0)	BITSTRING	0	IXCRSNCODEMASTERAS	"X'00000808'" Request is not valid from the Master Address Space
0	(0)	BITSTRING	0	IXCRSNCODEPRIMARYNOTHOME	"X'00000809'" User's PASN != HASN
0	(0)	BITSTRING	0	IXCRSNCODEDATAAREATOOSMALL	"X'0000080D'" Provided Data Area too small for Header Record
0	(0)	BITSTRING	0	IXCRSNCODEBADDATAAREA	"X'0000080E'" Data Area could not be accessed
0	(0)	BITSTRING	0	IXCRSNCODEBADDATAAREALET	"X'0000080F'" Callers Data Area Alet is not valid
0	(0)	BITSTRING	0	IXCRSNCODEBADINBUFSIZE	"X'00000810'" The input buffer area provided is not large enough to contain any input records.
0	(0)	BITSTRING	0	IXCRSNCODEBADOUTBUFSIZE	"X'00000811'" The output buffer area provided is not large enough to contain the necessary number of output records needed.
0	(0)	BITSTRING	0	IXCRSNCODEBADMSGBUFSIZE	"X'00000813'" The output message buffer area provided is not large enough to contain the necessary number of output records needed.
0	(0)	BITSTRING	0	IXCRSNCODEXMEM	"X'00000814'" Program error. The caller is running cross-memory mode.
0	(0)	BITSTRING	0	IXCRSNCODEBADDATATYPE	"X'00000815'" Program error. Bad DataType specified.
0	(0)	BITSTRING	0	IXCRSNCODEBADFORMATTYPE	"X'00000816'" Program error. Bad FormatType specified.
0	(0)	BITSTRING	0	IXCRSNCODENOSAFAUTH	"X'0000084C'" User does not have proper SAF authorization
0	(0)	BITSTRING	0	IXCRSNCODEBADPLISTRSD	"X'00000850'" Reserved area in parameter list is not valid
0	(0)	BITSTRING	0	IXCRSNCODEFRR	"X'00000857'" User has an FRR established
0	(0)	BITSTRING	0	IXCRSNCODELOCKED	"X'00000876'" User holds a lock
0	(0)	BITSTRING	0	IXCRSNCODEBADASCmode	"X'0000088A'" User is in an invalid ASC mode
0	(0)	BITSTRING	0	IXCRSNCODEBADSITE	"X'0000088F'" The value of RecoverySite is not valid. Only 'SITE1 ' and 'SITE2 ' are valid values.
0	(0)	BITSTRING	0	IXCRSNCODEBADTEXTAREADATA	"X'000008A1'" TextArea contains a DEFINE or DELETE statement, or does not start with a CF or STRUCTURE keyword.
0	(0)	BITSTRING	0	IXCRSNCODEBADPOL	"X'000008A2'" Policy definition failed
0	(0)	BITSTRING	0	IXCRSNCODEBADREQTYPE	"X'000008A3'" Bad request type

Table 171. Structure (continued)

Offset Dec	Offset Hex	Type	Len	Name (Dim)	Description
0	(0)	BITSTRING	0	IXCRSNCODEBADIDENTITY	"X'000008B0'" Identity is not valid
0	(0)	BITSTRING	0	IXCRSNCODEBADRESTYPE	"X'000008B1'" Resource Type is not valid
0	(0)	BITSTRING	0	IXCRSNCODEBADSERVICENUM	"X'000008B2'" Service Number in parameter list is not valid
0	(0)	BITSTRING	0	IXCRSNCODEBADSYSTEMCOUNT	"X'000008B3'" System count is not valid
0	(0)	BITSTRING	0	IXCRSNCODEBADSYSTEMNAME	"X'000008B4'" System name is not valid
0	(0)	BITSTRING	0	IXCRSNCODEWRONGSYSTEM	"X'000008B5'" Wrong system identified for the given operation
0	(0)	BITSTRING	0	IXCRSNCODEINTERVALOUTOFRANGE	"X'000008B6'" Time Interval outside of allowed range
0	(0)	BITSTRING	0	IXCRSNCODEBADSYSTEMWEIGHT	"X'000008B8'" SFM Policy Weight value outside of allowed range
0	(0)	BITSTRING	0	IXCRSNCODEBADSYSTEMACTION	"X'000008B9'" SFM Policy Action value is not valid.
0	(0)	BITSTRING	0	IXCRSNCODEBADTEXTNUM	"X'000008BA'" TextNum specified too many input TextArea lines. The maximum allowed number of lines is 256.
IxcRetCodeEnvError (return code '0C'x) - reason codes					
0	(0)	BITSTRING	0	IXCRSNCODECFNOTINPOLICY	"X'00000C07'" Requested coupling facility is not in the CFRM active policy
0	(0)	BITSTRING	0	IXCRSNCODEPROCESSERROR	"X'00000C0C'" A processing error was encountered.
0	(0)	BITSTRING	0	IXCRSNCODEXESFAIL	"X'00000C15'" Failure in XES processing.
0	(0)	BITSTRING	0	IXCRSNCODENOCFRM	"X'00000C29'" The CFRM function is not active or not available.
0	(0)	BITSTRING	0	IXCRSNCODEFORCECONNPERISTSTR	"X'00000C2F'" For a persistent lock or serialized list structure, forcing a failed-persistent connection is not permitted because undetected loss of data can occur.
0	(0)	BITSTRING	0	IXCRSNCODENOSECPROFILE	"X'00000C40'" No security decision could be made for an unauthorized caller due to the absense of a security profile definition for Cluster MR resources or no security product is installed and active on the system
0	(0)	BITSTRING	0	IXCRSNCODEREALLOCINPROGRESS	"X'00000C80'" A request to start a REALLOCATE process was attempted when either a REALLOCATE process or a POPULATECF rebuild was already in progress. The request is not processed.
0	(0)	BITSTRING	0	IXCRSNCODEREALLOCNOTINPROGRESS	"X'00000C81'" A request to stop a REALLOCATE process was attempted. However, there is currently no in progress REALLOCATE process. The request is not processed.



Table 171. Structure (continued)

Offset Dec	Offset Hex	Type	Len	Name (Dim)	Description
0	(0)	BITSTRING	0	IXCRSNCODENOSTORAGE	"X'00000CA2'" Failed to obtain the storage needed to process the request.
0	(0)	BITSTRING	0	IXCRSNCODEPOLICYMISMATCH	"X'00000CA3'" An administrative policy matching the name and definition time of the active policy was not found.
0	(0)	BITSTRING	0	IXCRSNCODEAXRFAILED	"X'00000CA4'" AXREXX failure. DiagArea (if specified) contains additional information.
0	(0)	BITSTRING	0	IXCRSNCODEPOLICYSTOP	"X'00000CA5'" There is no active policy. A policy was not started or it has been stopped.
0	(0)	BITSTRING	0	IXCRSNCODEPOLICYVERSION	"X'00000CA6'" The version of the defined policy is not supported by the version of IXCMIAPU that is used to report on that policy.
0	(0)	BITSTRING	0	IXCRSNCODEALLOCFAILED	"X'00000CA7'" Failed to allocate a temporary data set needed to process the request.
0	(0)	BITSTRING	0	IXCRSNCODEIOERROR	"X'00000CA8'" An error occurred while performing I/O to a temporary data set.
0	(0)	BITSTRING	0	IXCRSNCODESFMNOTACTIVE	"X'00000CB0'" SFM is not active on this system.
0	(0)	BITSTRING	0	IXCRSNCODESYSTEMLIMITEXCEEDED	"X'00000CB1'" The active SFM policy can not contain the number of specified system names.
0	(0)	BITSTRING	0	IXCRSNCODEINTERVALGTOPNOTIFY	"X'00000CB2'" Time Interval greater than OpNotify interval
0	(0)	BITSTRING	0	IXCRSNCODECOUPLEDSSUNAVAILABLE	"X'00000CD0'" A unexpected error occurred while accessing a couple data set.
0	(0)	BITSTRING	0	IXCRSNCODEDSPSERVFAIL	"X'00000CD4'" The data space necessary for processing the user request could not be created.
0	(0)	BITSTRING	0	IXCRSNCODEALESERVFAIL	"X'00000CD8'" The data space created for processing the user request could not be associated with the XCF address space.
0	(0)	BITSTRING	0	IXCRSNCODEATLEASTONESYSNOREALLOC	"X'00000CD9'" At least one system in the sysplex does not support the REALLOCATE process. Since the REALLOCATE process uses structure rebuild processing which can be completed on any system in the sysplex, all systems must support REALLOCATE processing. The request is not processed.
0	(0)	BITSTRING	0	IXCRSNCODENOALLOCSTR	"X'00000CDA'" The request to start a REALLOCATE process was rejected because there are no allocated structures to evaluate. The request is not processed.
0	(0)	BITSTRING	0	IXCRSNCODEREALLOCALREADYSTOPPING	

Table 171. Structure (continued)

Offset Dec	Offset Hex	Type	Len	Name (Dim)	Description
0	(0)	BITSTRING	0	IXCRSNCODEMINIMUMCDSVERSION	"X'00000CDB'" The request to stop a REALLOCATE process was rejected because REALLOCATE processing is already stopping. The request is not processed.
0	(0)	BITSTRING	0	IXCRSNCODEREBUILDPOPCFINPROGRESS	"X'00000CDC'" The primary sysplex couple data set is not formatted or not initialized to the minimum version required for this request
					"X'00000CDD'" A request to start maintenance mode for a coupling facility was attempted when a POPULATECF rebuild was already in progress. The request is not processed.
IxcRetCodeCompError (return code '10'x) - reason codes					
0	(0)	BITSTRING	0	IXCRSNCODEUNKNOWNFAILURE	"X'00001001'" XCF Internal Error. Unknown Failure.

Table 172. Cross Reference for IXCYCON

Name	Offset	Hex Tag
IXCAPU_KFORMATTYPEDEFAULT	0	0
IXCAPU_KFORMATTYPEJSON	0	1
IXCCREATRSNALREADYCREATED	0	4
IXCCREATRSNANSAREAINCOMPLETE	0	3C
IXCCREATRSNFIRSTMEMBER	0	0
IXCCREATRSNFUNDESCBAD	0	12C
IXCCREATRSNGRPNAMEBAD	0	14
IXCCREATRSNISACTIVE	0	8
IXCCREATRSNISFAILED	0	10
IXCCREATRSNISQUIESCED	0	C
IXCCREATRSNMAXGROUPS	0	4
IXCCREATRSNMAXMEMBERS	0	8
IXCCREATRSNMEMNAMEBAD	0	18
IXCCREATRSNNOTENABLED	0	11C
IXCCREATRSNNOTTASKMODE	0	118
IXCCREATRSNPARTITIONING	0	10
IXCCREATRSNPLISTBADALET	0	100
IXCCREATRSNPLISTBADFUNCTION	0	108
IXCCREATRSNPLISTBADSTG	0	10C
IXCCREATRSNPLISTRSDNOTVALID	0	40
IXCCREATRSNPLISTVERSIONNOTVALID	0	104
IXCCREATRSNTASKABENDED	0	18
IXCCREATRSNUSLENBADVALUE	0	114

Table 172. Cross Reference for IXCYCON (continued)

Name	Offset	Hex Tag
IXCCREATRSNUSTATEBADSTG	0	110
IXCCREATRSNXCFLOCALMODE	0	14
IXCDELETRSNNINAPPROPRIATESTATE	0	8
IXCDELETRSNNNOTDEFINED	0	4
IXCDELETRSNNNOTENABLED	0	11C
IXCDELETRSNNNOTTASKMODE	0	118
IXCDELETRSNNPLISTBADALET	0	100
IXCDELETRSNNPLISTBADFUNCTION	0	108
IXCDELETRSNNPLISTBADSTG	0	10C
IXCDELETRSNNPLISTRSDNOTVALID	0	40
IXCDELETRSNNPLISTVERSIONNOTVALID	0	104
IXCDELETRSNTASKABENDED	0	18
IXCJOINRSNANSAREAINCOMPLETE	0	3C
IXCJOINRSNFIRSTACTIVEMEMBER	0	4
IXCJOINRSNFUNCDSCBAD	0	12C
IXCJOINRSNGRPNAMEBAD	0	14
IXCJOINRSNINTERVALBAD	0	1C
IXCJOINRSNISACTIVE	0	8
IXCJOINRSNISCREATED	0	4
IXCJOINRSNISFAILED	0	10
IXCJOINRSNISQUIESCED	0	C
IXCJOINRSNLASTINGNEEDSMEMNAME	0	24
IXCJOINRSNMAXGROUPS	0	4
IXCJOINRSNMAXMEMBERS	0	8
IXCJOINRSNMEMASSOCBAD	0	44
IXCJOINRSNMEMNAMEBAD	0	18
IXCJOINRSNNOTENABLED	0	11C
IXCJOINRSNNNOTTASKMODE	0	118
IXCJOINRSNPARTITIONING	0	10
IXCJOINRSNNPLISTBADALET	0	100
IXCJOINRSNNPLISTBADFUNCTION	0	108
IXCJOINRSNNPLISTBADSTG	0	10C
IXCJOINRSNNPLISTRSDNOTVALID	0	40
IXCJOINRSNNPLISTVERSIONNOTVALID	0	104
IXCJOINRSNPRIMARYNOTHOME	0	120
IXCJOINRSNSTATFLDBADSTG	0	20
IXCJOINRSNSTATUSMONINCOMPLETE	0	28
IXCJOINRSNTASKTERM	0	128
IXCJOINRSNUSLENBADVALUE	0	114

Table 172. Cross Reference for IXCYCON (continued)

Name	Offset	Hex Tag
IXCJOINRSNUSTATEBADSTG	0	110
IXCJOINRSNWASCREATED	0	10
IXCJOINRSNWASFAILED	0	8
IXCJOINRSNWASQUIESCED	0	C
IXCJOINRSNXCFLOCALMODE	0	14
IXCLEAVERSNEXITSNOTPURGED	0	4
IXCLEAVERSNINAPPROPRIATEPRIMARY	0	8
IXCLEAVERSNINAPPROPRIATESYSTEM	0	10
IXCLEAVERSNNOTACTIVE	0	4
IXCLEAVERSNNOTENABLED	0	11C
IXCLEAVERSNNOTTASKMODE	0	118
IXCLEAVERSNPLISTBADALET	0	100
IXCLEAVERSNPLISTBADFUNCTION	0	108
IXCLEAVERSNPLISTBADSTG	0	10C
IXCLEAVERSNPLISTRSDNOTVALID	0	40
IXCLEAVERSNPLISTVERSIONNOTVALID	0	104
IXCLEAVERSNPRIMARYNOTHOME	0	120
IXCLEAVERSNTASKABENDED	0	18
IXCLEAVERSNUSLENBADVALUE	0	114
IXCLEAVERSNUSTATEBADSTG	0	110
IXCMGPLISTVERMAX	0	3
IXCMGPLISTVER0	0	0
IXCMGPLISTVER1	0	1
IXCMGPLISTVER2	0	2
IXCMGPLISTVER3	0	3
IXCMGRSNCHECKRESULTS	0	10
IXCMGRSNDATAAREABADALET	0	1C
IXCMGRSNDATAAREABADSTG	0	18
IXCMGRSNDATAAREATOOSMALL	0	14
IXCMGRSNECBBADSTG	0	128
IXCMGRSNLOCKHELD	0	12C
IXCMGRSNNEEDNEWREQUEST	0	14
IXCMGRSNNEEDRESOURCES	0	8
IXCMGRSNNEEDSOFTWARE	0	4
IXCMGRSNNOTENABLED	0	11C
IXCMGRSNPLISTBADALET	0	100
IXCMGRSNPLISTBADAMDALEVEL	0	110
IXCMGRSNPLISTBADECBPTR	0	134
IXCMGRSNPLISTBADFUNCTION	0	108

Table 172. Cross Reference for IXCYCON (continued)

Name	Offset	Hex Tag
IXCMGRSNPLISTBADGROUP	0	130
IXCMGRSNPLISTBADMEMTOKEN	0	114
IXCMGRSNPLISTBADREQTOKEN	0	120
IXCMGRSNPLISTBADSTG	0	10C
IXCMGRSNPLISTBADSYSID	0	118
IXCMGRSNPLISTBADTIMEOUT	0	124
IXCMGRSNPLISTBADTYPE	0	138
IXCMGRSNPLISTRSDNOTVALID	0	40
IXCMGRSNPLISTVERSIONNOTVALID	0	104
IXCMGRSNRESULTSPENDING	0	8
IXCMGRSNSTILLMOREDATA	0	4
IXCMGRSNSYSTEMNOTACTIVE	0	C
IXCMGRSNSYSTEMNOTREADY	0	10
IXCMODRSNINAPPROPRIATECALLER	0	10
IXCMODRSNINTERVALBAD	0	C
IXCMODRSNNOSTATUSMON	0	8
IXCMODRSNNOTACTIVE	0	4
IXCMODRSNNOTENABLED	0	11C
IXCMODRSNNOTTASKMODE	0	118
IXCMODRSNPLISTBADALET	0	100
IXCMODRSNPLISTBADFUNCTION	0	108
IXCMODRSNPLISTBADSTG	0	10C
IXCMODRSNPLISTRSDNOTVALID	0	40
IXCMODRSNPLISTVERSIONNOTVALID	0	104
IXCMODRSNPRIMARYNOTHOME	0	120
IXCMODRSNTASKABENDED	0	18
IXCMMSGIRSN#MSGPARTSZERO	0	214
IXCMMSGIRSNELEMENTBADALET	0	212
IXCMMSGIRSNMEMBERNOTACTIVE	0	9
IXCMMSGIRSNMSGALREADYDELIVERED	0	8
IXCMMSGIRSNMSGBUFBADALET	0	C
IXCMMSGIRSNMSGBUFBADSTG	0	4
IXCMMSGIRSNMSGBUFPAGEPROTECT	0	20D
IXCMMSGIRSNMSGBUFSTGKEYMISMATCH	0	20C
IXCMMSGIRSNMSGTOKENNOTVALID	0	44
IXCMMSGIRSNNEXTPTROFFBADSTG	0	213
IXCMMSGIRSNPARTALET@BADALET	0	234
IXCMMSGIRSNPARTALETTOFF@BADALET	0	236
IXCMMSGIRSNPARTALETTOFFBADSTG	0	233

Table 172. Cross Reference for IXCYCON (continued)

Name	Offset	Hex Tag
IXCMGIRSNPARTALETTLB@BADALET	0	235
IXCMGIRSNPARTALETTLB@BADALET	0	232
IXCMGIRSNPARTALETTLB@BADSTG	0	230
IXCMGIRSNPARTALETTLB@NOTWORDBDY	0	231
IXCMGIRSNPARTLENOFF@BADSTG	0	223
IXCMGIRSNPARTLENTBL@BADALET	0	222
IXCMGIRSNPARTLENTBL@BADSTG	0	220
IXCMGIRSNPARTLENTBL@NOTWORDBDY	0	221
IXCMGIRSNPARTOFF@BADSTG	0	219
IXCMGIRSNPARTOFF@KEYMISMATCH	0	21D
IXCMGIRSNPARTOFF@PAGEPROTECT	0	21B
IXCMGIRSNPARTPTROFF@BADSTG	0	218
IXCMGIRSNPARTPTROFF@KEYMISMATCH	0	21C
IXCMGIRSNPARTPTROFF@PAGEPROTECT	0	21A
IXCMGIRSNPARTPTROFF@BADSTG	0	210
IXCMGIRSNPLIST@BADALET	0	100
IXCMGIRSNPLIST@BADSTG	0	10C
IXCMGIRSNPLIST@NOPARTINFO@BADSTG	0	C0000
IXCMGIRSNPLIST@RSVD@NOTVALID	0	40
IXCMGIRSNPLIST@VERSION@NOTVALID	0	104
IXCMGIRSNSTILL@MORE@DATA	0	224
IXCMGIRSNTOO@MANY@ZEROLEN@PARTS	0	215
IXCMGIRSN@USE@TOKEN@KEYWORD	0	45
IXCMGIXRSN@START@OFFSET@BAD@VALUE	0	237
IXCMGOMAX@TIMEOUT	0	7FFF
IXCMGOMIN@TIMEOUT	0	1
IXCMGORSN#@MSG@PARTS@ZERO	0	214
IXCMGORSN@ASYNC@SEND@PENDING	0	410
IXCMGORSN@BAD#@TARGETS	0	320
IXCMGORSN@BAD@RESPONSE@ID	0	30C
IXCMGORSN@BAD@STREAM@ID	0	310
IXCMGORSN@BAD@TIMEOUT	0	324
IXCMGORSN@BCC@COMPLETE@WITH@REJECTS	0	404
IXCMGORSN@BCP@PENDING@NO@REJECTS	0	402
IXCMGORSN@BCP@PENDING@WITH@REJECTS	0	403
IXCMGORSN@DUAL@FULL	0	20
IXCMGORSN@DUAL@NO@STORAGE	0	24
IXCMGORSN@DUAL@NOT@SUITABLE	0	28
IXCMGORSN@ELEMENT@BADALET	0	212

Table 172. Cross Reference for IXCYCON (continued)

Name	Offset	Hex Tag
IXCMGORSNLOCKHELD	0	12C
IXCMGORSNMSGBUFBADALET	0	208
IXCMGORSNMSGBUFBADSTG	0	10
IXCMGORSNMSGBUFKEYMISMATCH	0	20C
IXCMGORSNMSGCNTLBADALET	0	14
IXCMGORSNMSGCNTLBADSTG	0	18
IXCMGORSNMSGLENGTSUMPARTLEN	0	224
IXCMGORSNMSGLENNOTVALID	0	C
IXCMGORSNMSGPENDINGMUSTQUEUE	0	1C
IXCMGORSNNEXTPTROFFBADSTG	0	213
IXCMGORSNNOBUFFER	0	4
IXCMGORSNNOBUFFERNOTQUEUED	0	14
IXCMGORSNNOMSGSPACE	0	C
IXCMGORSNNOPATH	0	8
IXCMGORSNNOPATHNOTQUEUED	0	18
IXCMGORSNNOTENABLED	0	11C
IXCMGORSNPARTALET@BADALET	0	234
IXCMGORSNPARTALETOFF@BADALET	0	236
IXCMGORSNPARTALETOFFBADSTG	0	233
IXCMGORSNPARTALETTBL@BADALET	0	235
IXCMGORSNPARTALETTBLBADALET	0	232
IXCMGORSNPARTALETTBLBADSTG	0	230
IXCMGORSNPARTALETTBLNOTWORDBDY	0	231
IXCMGORSNPARTLENBADLEN	0	225
IXCMGORSNPARTLENOFFBADLEN	0	227
IXCMGORSNPARTLENOFFBADSTG	0	223
IXCMGORSNPARTLENTBLBADALET	0	222
IXCMGORSNPARTLENTBLBADLEN	0	226
IXCMGORSNPARTLENTBLBADSTG	0	220
IXCMGORSNPARTLENTBLNOTWORDBDY	0	221
IXCMGORSNPARTOFFBADSTG	0	219
IXCMGORSNPARTOFFKEYMISMATCH	0	21D
IXCMGORSNPARTPTROFF@BADSTG	0	218
IXCMGORSNPARTPTROFF@KEYMISMATCH	0	21C
IXCMGORSNPARTPTROFFBADSTG	0	210
IXCMGORSNPLISTBADALET	0	100
IXCMGORSNPLISTBADSTG	0	10C
IXCMGORSNPLISTNOPARTINFOBADSTG	0	C0000
IXCMGORSNPLISTRSDNOTVALID	0	40

Table 172. Cross Reference for IXCYCON (continued)

Name	Offset	Hex Tag
IXCMGORSNPLISTVERSIONNOTVALID	0	104
IXCMGORSNREMSGOTOKENBADALET	0	308
IXCMGORSNREMSGOTOKENNOACCESS	0	50000
IXCMGORSNSENDERBECAMEINACTIVE	0	344
IXCMGORSNSENDERNONOTIFYEXIT	0	300
IXCMGORSNSENDERNOTVALID	0	4
IXCMGORSNSENDPENDING	0	401
IXCMGORSNSYSTEMNOSTORAGE	0	10
IXCMGORSNTARGETISOLATED	0	3C
IXCMGORSNTARGETMAXMSGLEN61K	0	340
IXCMGORSNTARGETNOMSGEXIT	0	1C
IXCMGORSNTARGETNOTVALID	0	8
IXCMGORSNTARGETSBADALET	0	304
IXCMGORSNTARGETSBADSTG	0	314
IXCMGORSNTOOMANYZEROLENPARTS	0	215
IXCMGGOXRSNALLOCPAUSEELEMERROR	0	2C
IXCMGGOXRSNASYNCSYNCSUSPENDABEND	0	38
IXCMGGOXRSNBADFILTERGROUP	0	358
IXCMGGOXRSNBADSENDTIME	0	348
IXCMGGOXRSNDISCARDMSG	0	36
IXCMGGOXRSNFORCECOMPLETION	0	30
IXCMGGOXRSNPAUSEENVERROR	0	350
IXCMGGOXRSNRELEASEMSG	0	34
IXCMGGOXRSNRESOURCEMGRCALLING	0	354
IXCMGGOXRSNSENDTIMEEXPIRED	0	34C
IXCNOTERSN#NOTESBADVAL	0	38
IXCNOTERSN#NOTESDECREASENOTVALID	0	C0C
IXCNOTERSN#NOTESEXCEEDED	0	37
IXCNOTERSNANSAREABADALET	0	32
IXCNOTERSNANSAREABADSTG	0	31
IXCNOTERSNANSAREABADSTGNP	0	35
IXCNOTERSNANSAREAREQUIRED	0	30
IXCNOTERSNANSLENBADVAL	0	33
IXCNOTERSNANSLENMORE	0	34
IXCNOTERSNBADSENV	0	130
IXCNOTERSNBADSERVICENUM	0	8B2
IXCNOTERSNBADSUSPENDENV	0	812
IXCNOTERSNBUFFERBADALET	0	2A
IXCNOTERSNBUFFERBADSTG	0	2C



Table 172. Cross Reference for IXCYCON (continued)

Name	Offset	Hex Tag
IXCNOTERSNBUFFERBADSTGNP	0	29
IXCNOTERSNBUFLENBADVAL	0	2B
IXCNOTERSNCODEMASK	0	FFFF
IXCNOTERSNCONNECTIONBADACCESS	0	1E
IXCNOTERSNCONNECTIONBADAUTH	0	1F
IXCNOTERSNCONNECTIONBADPAUSE	0	1C
IXCNOTERSNCONNECTIONBADTERM	0	1B
IXCNOTERSNCONNECTIONBADUSER	0	1D
IXCNOTERSNCONNECTIONBADVAL	0	18
IXCNOTERSNCONNECTIONNOTEXIST	0	19
IXCNOTERSNCONSTRAINED	0	C02
IXCNOTERSNCRITERIABADALET	0	26
IXCNOTERSNCRITERIABADSTG	0	25
IXCNOTERSNCRITERIABADVAL	0	27
IXCNOTERSNDESCBADALET	0	21
IXCNOTERSNDESCBADSTG	0	20
IXCNOTERSNDESCBADVAL	0	22
IXCNOTERSNHASFRR	0	857
IXCNOTERSNINFOBADALET	0	24
IXCNOTERSNINFOBADSTG	0	23
IXCNOTERSNLOCKED	0	876
IXCNOTERSNMASTERAS	0	808
IXCNOTERSNMAXCONNECTIONS	0	CA6
IXCNOTERSNMAXNOTEPADS	0	CA3
IXCNOTERSNMODIFYINPROGRESS	0	C03
IXCNOTERSNMOREDATA	0	401
IXCNOTERSNMORENOTES	0	402
IXCNOTERSNNO#NOTESSTRRESOURCES	0	C0A
IXCNOTERSNNOSAFAUTH	0	84C
IXCNOTERSNNOSECPROFILE	0	C40
IXCNOTERSNNOSERVICE	0	CFF
IXCNOTERSNNOSTRRESOURCES	0	CA5
IXCNOTERSNNOSYSRESOURCES	0	CA4
IXCNOTERSNNOTCONFIGURED	0	CFE
IXCNOTERSNNOTEBADINSTANCE#	0	42
IXCNOTERSNNOTEBADTAGGING	0	43
IXCNOTERSNNOTEEXISTS	0	41
IXCNOTERSNNOTELOWTAG	0	44
IXCNOTERSNNOTENABLED	0	807

Table 172. Cross Reference for IXCYCON (continued)

Name	Offset	Hex Tag
IXCNOTERSNNOTENOINSTANCE#	0	45
IXCNOTERSNNOTENOTEXIST	0	40
IXCNOTERSNNOTEPADBADVAL	0	10
IXCNOTERSNNOTEPAD EXISTS	0	13
IXCNOTERSNNOTEPADFAILED	0	12
IXCNOTERSNNOTEPADINUSE	0	14
IXCNOTERSNNOTEPADMULTIWRITENO	0	15
IXCNOTERSNNOTEPADNOTEXIST	0	11
IXCNOTERSNNOTEPADNOTUSABLE	0	C0D
IXCNOTERSNNOTINSTALLEDVN	0	804
IXCNOTERSNNOTSUPPORTMODIFY	0	C0B
IXCNOTERSNNOTTASKMODE	0	806
IXCNOTERSNPENDING	0	441
IXCNOTERSNPLISTBADALETNP	0	802
IXCNOTERSNPLISTBADREQTYPE	0	6
IXCNOTERSNPLISTBADREQUEST	0	5
IXCNOTERSNPLISTBADRSVD	0	3
IXCNOTERSNPLISTBADSTG	0	1
IXCNOTERSNPLISTBADSTGNP	0	801
IXCNOTERSNPLISTBADTAGGING	0	8
IXCNOTERSNPLISTBADVERSION	0	4
IXCNOTERSNPRIMARYNOTHOME	0	809
IXCNOTERSNQIESCED	0	C01
IXCNOTERSNRESMGR	0	12A
IXCNOTERSNRESUMED	0	403
IXCNOTERSNRESUMETOKENBADVAL	0	2E
IXCNOTERSNR0CONFLICT	0	A4
IXCNOTERSNSPACETERM	0	129
IXCNOTERSNSTATUSUNKNOWN	0	CBD
IXCNOTERSNTASKTERM	0	128
IXCNOTERSNTASKTOOHIGH	0	805
IXCNOTERSNTIMEOUT	0	CB0
IXCQUIESRSNEXITSNOTPURGED	0	4
IXCQUIESRSNINAPPROPRIATEPRIMARY	0	8
IXCQUIESRSNINAPPROPRIATESYSTEM	0	10
IXCQUIESRSNNOTACTIVE	0	4
IXCQUIESRSNNOTENABLED	0	11C
IXCQUIESRSNNOTLASTING	0	C
IXCQUIESRSNNOTTASKMODE	0	118

Table 172. Cross Reference for IXCYCON (continued)

Name	Offset	Hex Tag
IXCQUIESRSNPLISTBADALET	0	100
IXCQUIESRSNPLISTBADFUNCTION	0	108
IXCQUIESRSNPLISTBADSTG	0	10C
IXCQUIESRSNPLISTRSDNOTVALID	0	40
IXCQUIESRSNPLISTVERSIONNOTVALID	0	104
IXCQUIESRSNPRIMARYNOTHOME	0	120
IXCQUIESRSNTASKABENDED	0	18
IXCQUIESRSNUSLENBADVALUE	0	114
IXCQUIESRSNUSTATEBADSTG	0	110
IXCRECVRECEIVERESPONSES	0	2
IXCRECVRECEIVESTATUS	0	1
IXCRECVRSNACTIVERECEIVER	0	C04
IXCRECVRSNAVAILABLE	0	C
IXCRECVRSNBADALETANSAREA	0	20008
IXCRECVRSNBADALETDATAAREA	0	30008
IXCRECVRSNBADALETDATADESC	0	40008
IXCRECVRSNBADALETPLIST	0	10008
IXCRECVRSNBADBLOCKINGENV	0	C12
IXCRECVRSNBADENVLOCKED	0	200EE
IXCRECVRSNBADENVNOTENABLED	0	100EE
IXCRECVRSNBADPLISTDATAAREA	0	40018
IXCRECVRSNBADPLISTRECEIVE	0	30018
IXCRECVRSNBADPLISTREQTYPE	0	60018
IXCRECVRSNBADPLISTRSD	0	20018
IXCRECVRSNBADPLISTSCOPE	0	50018
IXCRECVRSNBADPLISTVERSION	0	10018
IXCRECVRSNBADSTGANSAREA	0	20004
IXCRECVRSNBADSTGDATAAREA	0	40004
IXCRECVRSNBADSTGDATADESC	0	50004
IXCRECVRSNBADSTGPLIST	0	10004
IXCRECVRSNBADVALANSLEN	0	1000C
IXCRECVRSNBADVALLENDENTRY	0	3000C
IXCRECVRSNBADVALMSGTOKEN	0	2000C
IXCRECVRSNBLOCKINGCONFLICT	0	C05
IXCRECVRSNKEYMISMATCHDATAAREA	0	70004
IXCRECVRSNMOREANSAREA	0	4
IXCRECVRSNMOREDATAAREA	0	5
IXCRECVRSNMOREDATADESC	0	6
IXCRECVRSNMSGDISCARDED	0	C11

Table 172. Cross Reference for IXCYCON (continued)

Name	Offset	Hex Tag
IXCRECVRSNMSGNOTFOUND	0	10048
IXCRECVRSNNEEDRESOURCES	0	C08
IXCRECVRSNPAGEPROTECTDATAAREA	0	60004
IXCRECVRSNPENDING	0	8
IXCRECVRSNRECVBINDTERM	0	C14
IXCRECVRSNRELEASED	0	C10
IXCRECVRSNSYSTEMNOTREADY	0	C13
IXCRECVSCOPEALL	0	1
IXCREQRSNBADDATASIZE	0	2000C
IXCREQRSNBADPLISTLEN	0	40018
IXCREQRSNBADPLISTREQUEST	0	20018
IXCREQRSNBADPLISTRSD	0	50018
IXCREQRSNBADPLISTVERSION	0	10018
IXCREQRSNBADSENDERFUNCTION	0	7000C
IXCREQRSNBADVALMSGCNTL	0	5000C
IXCREQRSNBADVALQUERYINFO	0	3000C
IXCREQRSNBADVALSERVER	0	4000C
IXCREQRSNBADVALSERVERID	0	A000C
IXCREQRSNNOREQUESTDATA	0	1000C
IXCREQRSNOTHERSYSSERVERID	0	6000C
IXCREQRSNSYSTEMRESOURCES	0	100CE
IXCREQRSNTOOMUCHDATA	0	100EE
IXCRETCODECOMPERROR	0	10
IXCRETCODEENVERROR	0	C
IXCRETCODEOK	0	0
IXCRETCODEPARMERROR	0	8
IXCRETCODEWARNING	0	4
IXCRSNCODEALESERVFAIL	0	CD8
IXCRSNCODEALLOCFAILED	0	CA7
IXCRSNCODEATLEASTONESYSNOREALLOC	0	CD9
IXCRSNCODEAXRFAILED	0	CA4
IXCRSNCODEBADASCMODE	0	88A
IXCRSNCODEBADDATAAREA	0	80E
IXCRSNCODEBADDATAAREAALET	0	80F
IXCRSNCODEBADDATATYPE	0	815
IXCRSNCODEBADFORMATTYPE	0	816
IXCRSNCODEBADIDENTITY	0	8B0
IXCRSNCODEBADINBUFSIZE	0	810
IXCRSNCODEBADMSGBUFSIZE	0	813

Table 172. Cross Reference for IXCYCON (continued)

Name	Offset	Hex Tag
IXCRSNCODEBADOPERATION	0	800
IXCRSNCODEBADOUTBUFSIZE	0	811
IXCRSNCODEBADPARMLIST	0	801
IXCRSNCODEBADPARMLISTALET	0	802
IXCRSNCODEBADPLISTRSD	0	850
IXCRSNCODEBADPOL	0	8A2
IXCRSNCODEBADREQTYPE	0	8A3
IXCRSNCODEBADRESTYPE	0	8B1
IXCRSNCODEBADSERVICENUM	0	8B2
IXCRSNCODEBADSITE	0	88F
IXCRSNCODEBADSYSTEMACTION	0	8B9
IXCRSNCODEBADSYSTEMCOUNT	0	8B3
IXCRSNCODEBADSYSTEMNAME	0	8B4
IXCRSNCODEBADSYSTEMWEIGHT	0	8B8
IXCRSNCODEBADTEXTAREADATA	0	8A1
IXCRSNCODEBADTEXTNUM	0	8BA
IXCRSNCODEBADVERSIONNUM	0	804
IXCRSNCODECFNOTINPOLICY	0	C07
IXCRSNCODECOUPLEDUNAVAILABLE	0	CD0
IXCRSNCODEDATAAREATOOSMALL	0	80D
IXCRSNCODEDSPSERVFAIL	0	CD4
IXCRSNCODEFORCECONNPERSTSTR	0	C2F
IXCRSNCODEFRR	0	857
IXCRSNCODEINTERVALGTOPNOTIFY	0	CB2
IXCRSNCODEINTERVALOUTOFRANGE	0	8B6
IXCRSNCODEIOERROR	0	CA8
IXCRSNCODELOCKED	0	876
IXCRSNCODEMASTERAS	0	808
IXCRSNCODEMINIMUMCDSVERSION	0	CDC
IXCRSNCODENOALLOCTR	0	CDA
IXCRSNCODENOCFRM	0	C29
IXCRSNCODENOSAFAUTH	0	84C
IXCRSNCODENOSSECPROFILE	0	C40
IXCRSNCODENOSTORAGE	0	CA2
IXCRSNCODENOTENABLED	0	807
IXCRSNCODENOTTASKMODE	0	806
IXCRSNCODEPARSEWARNING	0	405
IXCRSNCODEPOLICYMISMATCH	0	CA3
IXCRSNCODEPOLICYSTOP	0	CA5

Table 172. Cross Reference for IXCYCON (continued)

Name	Offset	Hex Tag
IXCRSNCODEPOLICYVERSION	0	CA6
IXCRSNCODEPRIMARYNOTHOME	0	809
IXCRSNCODEPROCESSERROR	0	C0C
IXCRSNCODEREALLOCALREADYSTOPPING	0	CDB
IXCRSNCODEREALLOCINPROGRESS	0	C80
IXCRSNCODEREALLOCNOTINPROGRESS	0	C81
IXCRSNCODEREBUILDPOPCFINPROGRESS	0	CDD
IXCRSNCODERESERVEDNOT0	0	803
IXCRSNCODESFMNOTACTIVE	0	CB0
IXCRSNCODESYSTEMLIMITEXCEEDED	0	CB1
IXCRSNCODEUNKNOWNFAILURE	0	1001
IXCRSNCODEUSINGSPINFDI	0	414
IXCRSNCODEWRONGSYSTEM	0	8B5
IXCRSNCODEXESFAIL	0	C15
IXCRSNCODEXMEM	0	814
IXCRSNMOREDATATOBERETURNED	0	404
IXCSENDMAXHOLDTIME	0	E10
IXCSENDMAXMSGLEN	0	400000
IXCSENDMAXRESPTIME	0	E10
IXCSENDMAXSENDTIME	0	E10
IXCSENDMINHOLDTIME	0	0
IXCSENDMINRESPTIME	0	1
IXCSENDMINSENDTIME	0	1
IXSENDRSNALESERVADDFAILED	0	100CE
IXSENDRSNASYNABENDSENDING	0	800CE
IXSENDRSNBADALETCRITERIA	0	F0008
IXSENDRSNBADALETDESCRIPTION	0	80008
IXSENDRSNBADALETMSGCTL	0	90008
IXSENDRSNBADALETMSGDATA	0	50008
IXSENDRSNBADALETMSGDESC	0	60008
IXSENDRSNBADALETPLIST	0	10008
IXSENDRSNBADALETRESPTOKEN	0	A0008
IXSENDRSNBADALETRETMSGTOKEN	0	70008
IXSENDRSNBADALETSERVER	0	30008
IXSENDRSNBADALETSERVERID	0	40008
IXSENDRSNBADALETSYSIDS	0	C0008
IXSENDRSNBADALETSYSNAMES	0	B0008
IXSENDRSNBADCRITERIAVERSION	0	F0018
IXSENDRSNBADENVLOCKED	0	200EE

Table 172. Cross Reference for IXCYCON (continued)

Name	Offset	Hex Tag
IXSENDRSNBADENVNOTENABLED	0	100EE
IXSENDRSNBADENVPAUSESRB	0	600EE
IXSENDRSNBADENVRESOURCEMGR	0	400EE
IXSENDRSNBADPLISTCRITERIA	0	D0018
IXSENDRSNBADPLISTLEN	0	40018
IXSENDRSNBADPLISTRECVBIND	0	90018
IXSENDRSNBADPLISTRSD	0	50018
IXSENDRSNBADPLISTSYSTEMS	0	80018
IXSENDRSNBADPLISTTARGET	0	30018
IXSENDRSNBADPLISTTARGSERVER	0	B0018
IXSENDRSNBADPLISTVERSION	0	10018
IXSENDRSNBADSERVERREQMSGLEN	0	17000C
IXSENDRSNBADSTGCRITERIA	0	F0004
IXSENDRSNBADSTGDESCRIPTION	0	80004
IXSENDRSNBADSTGMSGCNTL	0	90004
IXSENDRSNBADSTGMSGDATA	0	50004
IXSENDRSNBADSTGMSGDESC	0	60004
IXSENDRSNBADSTGPLIST	0	10004
IXSENDRSNBADSTGRESPTOKEN	0	A0004
IXSENDRSNBADSTGRETMSGTOKEN	0	70004
IXSENDRSNBADSTGSERVER	0	30004
IXSENDRSNBADSTGSERVERID	0	40004
IXSENDRSNBADSTGSYSIDS	0	C0004
IXSENDRSNBADSTGSYSNAMES	0	B0004
IXSENDRSNBADTTOKENMASTERAS	0	F000C
IXSENDRSNBADVAL#SYSTEMS	0	12000C
IXSENDRSNBADVALDESCRIPTION	0	3000C
IXSENDRSNBADVALEXPECTREPLY	0	9000C
IXSENDRSNBADVALFEATURES	0	6000C
IXSENDRSNBADVALHOLDTIME	0	D000C
IXSENDRSNBADVALLENMDENTRY	0	14000C
IXSENDRSNBADVALLENSYSENTRY	0	1A000C
IXSENDRSNBADVALMAXLEVEL	0	5000C
IXSENDRSNBADVALMSGLEN	0	1000C
IXSENDRSNBADVALMSGSTGSTGKEY	0	15000C
IXSENDRSNBADVALRECVBIND	0	11000C
IXSENDRSNBADVALRESPTIME	0	C000C
IXSENDRSNBADVALRESPTOKEN	0	10000C
IXSENDRSNBADVALENDER	0	2000C

Table 172. Cross Reference for IXCYCON (continued)

Name	Offset	Hex Tag
IXCSENDRSNBADVALSENDTIME	0	B000C
IXCSENDRSNBADVALSERVER	0	4000C
IXCSENDRSNBADVALSERVERID	0	A000C
IXCSENDRSNBADVALSTOKEN	0	19000C
IXCSENDRSNBADVALSYSNAME	0	8000C
IXCSENDRSNBADVALTTOKEN	0	7000C
IXCSENDRSNBADVALWILDCARDANY	0	16000C
IXCSENDRSNBADVALWILDCARDONE	0	13000C
IXCSENDRSNBADVALWILDCARDSSAME	0	18000C
IXCSENDRSNDISCARDMSG	0	700CE
IXCSENDRSNDOWNLEVELSYSTEM	0	300CE
IXCSENDRSNENVRESPTIMEEXP	0	900CE
IXCSENDRSNENVSENDTIMEEXP	0	400CE
IXCSENDRSNFORCECOMPLETION	0	500CE
IXCSENDRSNNOOUTSTANDINGRESP	0	500EE
IXCSENDRSNNORETMSGTOKEN	0	300EE
IXCSENDRSNNOTARGETSYSTEMS	0	800EE
IXCSENDRSNRELEASEMSG	0	600CE
IXCSENDRSNSYSTEMNOTACTIVE	0	700EE
IXCSENDRSNSYSTEMRESOURCES	0	200CE
IXCSENDRSNTTOKENTASKTERM	0	E000C
IXCSENDRSNUNKNOWNSENDFAILURE	0	100FF
IXCSETUSRSNCOMPUSNOTACCESSIBLE	0	124
IXCSETUSRSNINAPPROPRIATEPRIMARY	0	8
IXCSETUSRSNNEWUSNOTACCESSIBLE	0	110
IXCSETUSRSNNOCHANGEOLDEQNEW	0	4
IXCSETUSRSNNOCHANGEOLDNECOMPUS	0	8
IXCSETUSRSNNOTACTIVE	0	4
IXCSETUSRSNNOTENABLED	0	11C
IXCSETUSRSNNOTTASKMODE	0	118
IXCSETUSRSNOLDUSALETNOTPRIMARY	0	14
IXCSETUSRSNOLDUSBADALET	0	28
IXCSETUSRSNOLDUSBADSTGNOTCOMMON	0	18
IXCSETUSRSNOLDUSINCOMPLETE	0	3C
IXCSETUSRSNPLISTBADALET	0	100
IXCSETUSRSNPLISTBADFUNCTION	0	108
IXCSETUSRSNPLISTBADSTG	0	10C
IXCSETUSRSNPLISTRVDNOTVALID	0	40
IXCSETUSRSNPLISTVERSIONNOTVALID	0	104



Table 172. Cross Reference for IXCYCON (continued)

Name	Offset	Hex Tag
IXCSETUSRSNTARGETDIFFERENTGROUP	0	C
IXCSETUSRSNTARGETNOTVALID	0	10
IXCSETUSRSNTASKABENDED	0	18
IXCSETUSRSNUSLENBADVALUE	0	114
IXCSRVRMAXFDI	0	E10
IXCSRVRMINFDI	0	1
IXCSRVRREQTYPESTART	0	1
IXCSRVRREQTYPESTOP	0	2
IXCSRVRRSN#SERVERSBADVALUE	0	20
IXCSRVRRSNBADASCMODE	0	8A
IXCSRVRRSNCLIENTBADMAX	0	11
IXCSRVRRSNDDTBADALET	0	17
IXCSRVRRSNDDTBADSTG	0	16
IXCSRVRRSNDESCBADALET	0	B
IXCSRVRRSNDESCBADDESC	0	C
IXCSRVRRSNDESCBADSTG	0	A
IXCSRVRRSNEXITFAILED	0	6
IXCSRVRRSNEXITFAILURE	0	2
IXCSRVRRSNFDIBADVALUE	0	12
IXCSRVRRSNFEATURESBADLEVEL	0	F
IXCSRVRRSNHASFRR	0	57
IXCSRVRRSNINFOBADALET	0	E
IXCSRVRRSNINFOBADSTG	0	D
IXCSRVRRSNLEVELBADMAX	0	10
IXCSRVRRSNLOCKED	0	76
IXCSRVRRSNMAXSERVERS	0	CA3
IXCSRVRRSNMODEBADVALUE	0	1C
IXCSRVRRSNNOSERVER	0	4
IXCSRVRRSNNOSYSRESOURCES	0	CA4
IXCSRVRRSNNOTENABLED	0	11C
IXCSRVRRSNNOTTASKMODE	0	118
IXCSRVRRSNNOUSERSTORAGE	0	CA1
IXCSRVRRSNNOXCFSTORAGE	0	CA2
IXCSRVRRSNONLYONE	0	127
IXCSRVRRSNPLISTBADALET	0	2
IXCSRVRRSNPLISTBADREQTYPE	0	5
IXCSRVRRSNPLISTBADRSVD	0	3
IXCSRVRRSNPLISTBADSTG	0	1
IXCSRVRRSNPLISTBADVERSION	0	4

Table 172. Cross Reference for IXCYCON (continued)

Name	Offset	Hex Tag
IXCSRVRRSNREQTYPECONFLICT	0	A4
IXCSRVRRSNRESMGR	0	129
IXCSRVRRSNRESPBINDBADVALUE	0	13
IXCSRVRRSNSCOPEBADVALUE	0	1F
IXCSRVRRSNSERVERBADALET	0	8
IXCSRVRRSNSERVERBADNAME	0	9
IXCSRVRRSNSERVERBADSTG	0	7
IXCSRVRRSNSERVERIDBADALET	0	1E
IXCSRVRRSNSERVERIDBADSTG	0	1D
IXCSRVRRSNSERVERIDBADSYSTEM	0	15
IXCSRVRRSNSERVERIDBADVALUE	0	14
IXCSRVRRSNSTOPPED	0	1
IXCSRVRRSNSXPLMIXEDRESULT	0	28
IXCSRVRRSNSXPLREFUSALCODE	0	25
IXCSRVRRSNSXPLRESPBIND	0	24
IXCSRVRRSNSXPLRESULTCODE	0	27
IXCSRVRRSNSXPLRSVD	0	22
IXCSRVRRSNSXPLSTOPCODE	0	26
IXCSRVRRSNSXPLWADRSVD	0	23
IXCSRVRRSNTASKTERM	0	128
IXCSRVRRSNWORKAREABADALET	0	1B
IXCSRVRRSNWORKAREABADSTG	0	1A
IXCSRVRRSNWORKAREATOOFEW	0	18
IXCSRVRRSNWORKAREATOOSMALL	0	19
IXCSRVRRSNXCFSERVER	0	21
IXCSRVRRSNXMEM	0	120
IXCSYSCLRSNFAILEDYSNOTVALID	0	10
IXCSYSCLRSNINAPPROPRIATEPRIMARY	0	8
IXCSYSCLRSNLOCKHELD	0	12C
IXCSYSCLRSNNOTACTIVE	0	4
IXCSYSCLRSNNOTENABLED	0	11C
IXCSYSCLRSNPLISTBADALET	0	100
IXCSYSCLRSNPLISTBADFUNCTION	0	108
IXCSYSCLRSNPLISTBADSTG	0	10C
IXCSYSCLRSNPLISTRSDNOTVALID	0	40
IXCSYSCLRSNPLISTVERSIONNOTVALID	0	104
IXCSYSCLRSNSYSCLEANUPMEMNO	0	C
IXCTERMRSNINAPPROPRIATEPRIMARY	0	8
IXCTERMRSNMEMTOKENNOTVALID	0	1C

Table 172. Cross Reference for IXCYCON (continued)

Name	Offset	Hex Tag
IXCTERMRSNNOTACTIVE	0	4
IXCTERMRSNNOTENABLED	0	11C
IXCTERMRSNNOTTASKMODE	0	118
IXCTERMRSNPLISTBADALET	0	100
IXCTERMRSNPLISTBADFUNCTION	0	108
IXCTERMRSNPLISTBADSTG	0	10C
IXCTERMRSNPLISTRSDNOTVALID	0	40
IXCTERMRSNPLISTVERSIONNOTVALID	0	104
IXCTERMRSNTARGETDIFFERENTGROUP	0	14
IXCTERMRSNTARGETNOTACTIVE	0	C
IXCTERMRSNTARGETNOTDEFINED	0	10
IXCTERMRSNTARGETNOTMEMASSOCTASK	0	120
IXCTERMRSNTARGETNOTVALID	0	18
IXCXCDISIRETCODELOSTLOCK	0	4
IXCXCDISIRSNBADRECORDTYPE	0	20
IXCXCDISIRSNBYPASSFORPERMERR	0	20
IXCXCDISIRSNDATAAREATOOSMALL	0	C
IXCXCDISIRSNLOSTLOCK	0	0

## IXCYENF information

### IXCYENF programming interface information

IXCYENF is a programming interface.

### IXCYENF heading information

<b>Common name:</b>	Event Notification Facility signal parmlist
<b>Macro ID:</b>	IXCYENF
<b>DSECT name:</b>	IXCYENF
<b>Owning component:</b>	Cross System Coupling Facility (SCXCF)
<b>Eye-catcher ID:</b>	ENF Offset: 0 Length: 4 bytes
<b>Storage attributes:</b>	Subpool: DREF SQA Key: 0
<b>Size:</b>	IXCYENF -- X'0100' bytes
<b>Created by:</b>	IXCL2MSG, IXCS2TSK or IXCS4TSK
<b>Pointed to by:</b>	On entry to the ENF listen exit, register 1 points to a word which contains the address of the IXCYENF data area

**Serialization:** Serialized by the ENF component

**Function:** Mapping of parameter list passed to ENF listening routine to communicate XES event information for which the connection-related Event Exit is not usable or not appropriate

## IXCYENF mapping

Table 173. Structure IXCYENF

Offset Dec	Offset Hex	Type	Len	Name (Dim)	Description
0	(0)	STRUCTURE	0	IXCYENF	XES Event Notification Parameter List
0	(0)	CHARACTER	4	IXCYENFACRONYM	Eyecatcher C'ENF '
4	(4)	CHARACTER	5	IXCYENFCOMPONENT	Component acronym
9	(9)	CHARACTER	3		Unused
12	(C)	SIGNED	4	IXCYENFFUNCTION	Function code, listed below
16	(10)	CHARACTER	240	IXCYENFFUNCTIONDATA	Function data defined differently for different functions. See mappings below.
16	(10)	X'100'	0	IXCYENF_LEN	"*-IXCYENF"
16	(10)	BITSTRING	1	IXCYENFFUNCTIONSTRAVAILDATA(0)	
16	(10)	CHARACTER	16	IXCYENFSTRNAME	Structure name, if resources pertaining to a specific structure became available, or binary zeroes if n/a. Used for IxcyenfFunctionStrAvail function
16	(10)	X'10'	0	IXCYENFFUNCTIONSTRAVAILDATA_LEN	"*-IXCYENFFUNCTIONSTRAVAILDATA"
16	(10)	BITSTRING	1	IXCYENFSYSTEMSYSPLEXDATA(0)	
16	(10)	CHARACTER	8	IXCYENFSYSNAME	System name of the system that has either entered the sysplex or has been removed from the sysplex. Used for the IxcyenfFunctionSysJoinedSysplex and IxcyenfFunctionSysLeftSysplex functions
24	(18)	SIGNED	4	IXCYENFSYSTEMID(0)	System Id
24	(18)	BITSTRING	1	IXCYENFSLOTNUMBER	System slot number
25	(19)	SIGNED	3		Reserved
Function codes					
25	(19)	X'1'	0	IXCYENFFUNCTIONRESAVAIL	"1" New coupling facility resources have become available on this system. IXLCONN requests which previously failed may now succeed because of this new coupling facility resource.
25	(19)	X'2'	0	IXCYENFFUNCTIONSTRAVAIL	"2" A specific structure has become available for use. IXLCONN requests which previously failed may now succeed because of this new coupling facility resource.
25	(19)	X'3'	0	IXCYENFFUNCTIONSYSJOINEDSYSPLEX	"3" A system has joined the sysplex. Sysname is in the IxcyenfSysname field.
25	(19)	X'4'	0	IXCYENFFUNCTIONSYSLEFTSYSPLEX	"4" A system has been partitioned from the sysplex. Sysname is in the IxcyenfSysname field.

Table 173. Structure IXCYNF (continued)

Offset Dec	Offset Hex	Type	Len	Name (Dim)	Description
25	(19)	X'5'	0	IXCYNFFUNCTIONSITEUPDATE	"5" A CF definition with a SITE specified has been added or an existing CF SITE specification has changed.
Eyecatcher					
25	(19)	X'D5C640'	0	IXCYNFEYECATCHER	"C'ENF '" Eyecatcher
25	(19)	X'C'	0	IXCYNFSYSTEMSYSPLEXDATA_LEN	"*-IXCYNFSYSTEMSYSPLEXDATA"

Table 174. Cross Reference for IXCYNF

Name	Offset	Hex Tag
IXCYNF	0	
IXCYNF_LEN	10	100
IXCYNFACRONYM	0	
IXCYNFCOMPONENT	4	
IXCYNFEYECATCHER	19	D5C640
IXCYNFFUNCTION	C	
IXCYNFFUNCTIONDATA	10	
IXCYNFFUNCTIONRESAVAIL	19	1
IXCYNFFUNCTIONSITEUPDATE	19	5
IXCYNFFUNCTIONSTRAVAIL	19	2
IXCYNFFUNCTIONSTRAVAILDATA	10	
IXCYNFFUNCTIONSTRAVAILDATA_LEN	10	10
IXCYNFFUNCTIONSYSJOINEDSYSPLEX	19	3
IXCYNFFUNCTIONSYSLEFTSYSPLEX	19	4
IXCYNFSLOTNUMBER	18	
IXCYNFSTRNAME	10	
IXCYNFSYSNAME	10	
IXCYNFSYSTEMID	18	
IXCYNFSYSTEMSYSPLEXDATA	10	
IXCYNFSYSTEMSYSPLEXDATA_LEN	19	C

## IXCYERE information

### IXCYERE programming interface information

IXCYERE is a programming interface.

### IXCYERE heading information

**Common name:** Automatic Restart Manager (ARM) Element Restart Installation Exit Parameter List  
**Macro ID:** IXCYERE

**DSECT name:** ERE

**Owning component:** Cross System Coupling Facility (SCXCF) SUBCOMPONENT: Automatic Restart Manager

**Eye-catcher ID:** ERE  
Offset: 0  
Length: 4 bytes

**Storage attributes:** Subpool: 205  
Key: 4

**Size:** 272 bytes

**Created by:** IXCA3EEP

**Pointed to by:** Register 1 on entry to an Element-Restart-Exit routine

**Serialization:** None

**Function:** Mapping of parameter list that the Automatic Restart Manager passes to an Element Restart Exit routine

## IXCYERE mapping

Table 175. Structure ERE

Offset Dec	Offset Hex	Type	Len	Name (Dim)	Description
0	(0)	STRUCTURE	0	ERE	
0	(0)	CHARACTER	4	EREACRONYM	Eyecatcher C'ERE '
4	(4)	BITSTRING	2	EREEVENTCODE	Indicates whether restart is for element termination or system termination (input)
6	(6)	BITSTRING	1	ERERESTARTTYPE	Restart type (input/output) This field can be modified by the element restart exit to change the restart type. EreRestartNone -> On output, Element restart exit cancelled restart of this element.
7	(7)	CHARACTER	1	EREFLAGS	Flags (input)
	1... ....			EREPERSJCLAVAIL	"X'80'" 1=persistent JCL available for use, 0=persistent JCL not available
	.1... ....			EREPOLICYSTARTTEXT	"X'40'" On -> Command to restart the element was supplied by ARM policy. The command text is supplied in EreStartTxt. Off -> Command to restart the element is either with persistent start text or was supplied by the application on the register request. If the start text was supplied by the application on the register request, EreStartTxt contains the restart text. This field is valid only when EreRestartType = EreRestartStartTxt and is an input field.
	..1. ....			ERELEMBINDCURSYS	"X'20'" 1=Element registered with ELEMBIND=CURSYS option. Element has a minimum bind to the system on which it registered. 0=Element did not register with ELEMBIND=CURSYS option.

Table 175. Structure ERE (continued)

Offset Dec	Offset Hex	Type	Len	Name (Dim)	Description
	...1 ....			EREMUSTSUPPLYRESTARTTEXT	"X'10'" 1=No persistent restart text was available and no restart text was provided by the application or the policy. The exit must either fill in EreStartTxt or provide override JCL and set EreRestartType to EreRestartJCLOver. If the exit does not supply restart text, the restart fails and the element is deregistered.
8	(8)	CHARACTER	8	EREJOBNAME	Job name (input)
16	(10)	CHARACTER	16	ERELEMENTNAME	ARM element name (input)
32	(20)	CHARACTER	8	ERELEMENTTYPE	ARM element-type (input)
40	(28)	CHARACTER	8	EREHOMESYSTEM	System name of the system on which the element was first registered (input)
48	(30)	CHARACTER	8	EREFROMSYSTEM	System name of the system on which the element was previously running. (For restarts after an element termination, this is the same as EREToSystem.) (input)
56	(38)	CHARACTER	8	ERETOSYSTEM	System name of the system on which the element is to be restarted (input)
64	(40)	CHARACTER	52	EREJCLDATASET(0)	Contains the name of the dataset with JCL used to restart the element if EreRestartType = EreRestartJCLOver (input/output).
64	(40)	CHARACTER	44	EREJCLDSNAME	Name of data set containing override JCL
108	(6C)	CHARACTER	8	EREJCLMEMBERNAME	Name of member containing override JCL if data set is a PDS
116	(74)	CHARACTER	126	ERESTARTTXT	Start text, if restart is to be via a command (input/output) May be zero for system affiliated elements.
242	(F2)	CHARACTER	2	EREHOMECLONE	Clone id of system on which element originally registered (input)
244	(F4)	CHARACTER	28		RESERVED
Constants designating cause of restart (for EREEVENTCODE)					
	.... ...1			ERELEMTTERM	"X'0001'" Restart caused by element termination
	.... ...1.			ERESYSTEMTERM	"X'0002'" Restart caused by a system termination
Constants designating how/whether restart should be done (for ERERESTARTTYPE)					
	.... ...1			ERERESTARTNONE	"X'01'" No restart to be performed
	.... ...1.			ERERESTARTSTARTTXT	"X'02'" Element restart is via a command specified in EreStartTxt. See ErePolicyStartText to determine the source of the restart command. If EreMustSupplyRestartText is on, there is no restart text in EreStartTxt.
	.... ...11			ERERESTARTPERJCL	"X'03'" Element restart is via persistent JCL. If set on output, ErePersJclAvail must be on.

Table 175. Structure ERE (continued)

Offset Dec	Offset Hex	Type	Len	Name (Dim)	Description
		.... .1..		ERERESTARTJCLOVER	"X'04'" Element restart is via JCL provided in the dataset whose name is in EreJclDsName. Element restart exits can reject use of this JCL and use the persistent JCL if ErePersJclAvail is set.
Eyecatcher - for EREACRONYM field					
272	(110)	CHARACTER	4	EREEYECATCHER	Eyecatcher

Table 176. Cross Reference for IXCYERE

Name	Offset	Hex	Tag
ERE	0		
EREACRONYM	0		
EREELEMBINDCURSYS	7		20
EREELEMENTNAME	10		
EREELEMENTTYPE	20		
EREELEMTERM	F4		1
EREEVENTCODE	4		
EREEYECATCHER	110	C5D9C540	
EREFLAGS	7		
EREFROMSYSTEM	30		
EREHOMECLONE	F2		
EREHOMESYSTEM	28		
EREJCLDATASET	40		
EREJCLDSNAME	40		
EREJCLMEMBERNAME	6C		
EREJOBNAME	8		
EREMUSTSUPPLYRESTARTTEXT	7		10
EREPERSJCLAVAIL	7		80
EREPOLICYSTARTTEXT	7		40
ERERESTARTJCLOVER	F4		4
ERERESTARTNONE	F4		1
ERERESTARTPERJCL	F4		3
ERERESTARTSTARTTXT	F4		2
ERERESTARTTYPE	6		
ERESTARTTXT	74		
ERESYSTEMTERM	F4		2
ERETOSYSTEM	38		



# IXCYEVE information

## IXCYEVE programming interface information

IXCYEVE is a programming interface.

## IXCYEVE heading information

<b>Common name:</b>	Automatic Restart Manager Event-Exit Parameter List
<b>Macro ID:</b>	IXCYEVE
<b>DSECT name:</b>	EVE
<b>Owning component:</b>	Cross System Coupling Facility (SCXCF) SUBCOMPONENT: Automatic Restart Manager (ARM)
<b>Eye-catcher ID:</b>	EVE Offset: 0 Length: 4 bytes
<b>Storage attributes:</b>	Subpool: 203/private Key: 0
<b>Size:</b>	76 bytes
<b>Created by:</b>	IXCA3EEP
<b>Pointed to by:</b>	Register 1 on entry to the Event-Exit routine
<b>Serialization:</b>	None
<b>Function:</b>	Mapping of parameter list passed to an Event-Exit routine that was specified during the registration of an element. The Automatic Restart Manager invokes this exit when any of several events occur for the element. The Automatic Restart Manager's input to the exit includes an "event" code and "reason" code to indicate which event occurred.

## IXCYEVE mapping

Table 177. Structure EVE

Offset Dec	Offset Hex	Type	Len	Name (Dim)	Description
0	(0)	STRUCTURE	0	EVE	
0	(0)	CHARACTER	4	EVEACRONYM	Eyecatcher C'EVE '
4	(4)	BITSTRING	4	EVEEVENTCODE	Code indicating the event that caused the invocation of the event-exit routine (input)
8	(8)	BITSTRING	4	EVEEVENTREASON	Code indicating the reason for the event indicated in EVEEventCode EVEEventCode (input)
12	(C)	ADDRESS	4	EVEADDRWORKAREA	Address of area designated in the EVENTEXITPL parameter of the IXCARM-REGISTER macro for this element (or 0) (input)
16	(10)	BITSTRING	4	EVELENWORKAREA	Length of area designated in the EVENTEXITPL parameter of the IXCARM-REGISTER macro. This is the value that had been specified in the EXITPLLEN parm of the IXCARM-REGISTER macro (input)

Table 177. Structure EVE (continued)

Offset Dec	Offset Hex	Type	Len	Name (Dim)	Description
20	(14)	CHARACTER	8	EVEJOBNAME	Job name that this element had when last registered with ARM
28	(1C)	CHARACTER	16	EVEELEMENTNAME	ARM element name (input)
44	(2C)	CHARACTER	8	EVEELEMENTTYPE	ARM element type name (input)
52	(34)	CHARACTER	8	EVEFROMSYSTEM	System name of the system on which the element was previously running. (For restarts after an element termination, this is the same as EVEToSystem.) (input)
60	(3C)	CHARACTER	8	EVETOSYSTEM	System name of the system on which the element is about to be restarted. (This is also the system on which the event exit is running. (input)
68	(44)	CHARACTER	8		Reserved
Eyecatcher for EVEAcronym field					
76	(4C)	CHARACTER	4	EVEEYECATCHER	Eyecatcher
Event Codes for EVEEventCode field					
	.... ...1			EVERESTART	"X'00000001'" Event Code for call when element is about to be restarted
Reason Codes (for EVEEventReason) for Event Code 1 (restart)					
	.... ...1			EVEELEMTERM	"X'00000001'" Element has terminated and is being restarted on same system
	.... ...1.			EVESYSTEM	"X'00000002'" System on which element was running has terminated or left the sysplex and element is being restarted on another system

Table 178. Cross Reference for IXCYEVE

Name	Offset	Hex Tag
EVE	0	
EVEACRONYM	0	
EVEADDRWORKAREA	C	
EVEELEMENTNAME	1C	
EVEELEMENTTYPE	2C	
EVEELEMTERM	4C	1
EVEEVENTCODE	4	
EVEEVENTREASON	8	
EVEEYECATCHER	4C	C5E5C540
EVEFROMSYSTEM	34	
EVEJOBNAME	14	
EVELENWORKAREA	10	
EVERESTART	4C	1
EVESYSTEM	4C	2
EVETOSYSTEM	3C	

# IXCYGEPL information

## IXCYGEPL programming interface information

IXCYGEPL is a programming interface.

## IXCYGEPL heading information

<b>Common name:</b>	Group Exit Parameter List
<b>Macro ID:</b>	IXCYGEPL
<b>DSECT name:</b>	GEPL GEPL1
<b>Owning component:</b>	Cross System Coupling Facility (SCXCF)
<b>Eye-catcher ID:</b>	NONE
<b>Storage attributes:</b>	Subpool: 245 Key: 0 Residency: Above the 16 megabyte line.
<b>Size:</b>	As below + 32 bytes for user state field GEPL -- X'00DC' bytes GEPL1 -- X'00EC' bytes
<b>Created by:</b>	IXCGNTSK
<b>Pointed to by:</b>	R1 on entry to the group exit
<b>Serialization:</b>	None required
<b>Function:</b>	Maps the parameters passed to the group exit

## IXCYGEPL mapping

Table 179. Structure GEPL

Offset Dec	Offset Hex	Type	Len	Name(Dim)	Description
0	(0)	STRUCTURE	0	GEPL	Group exit parameter list
0	(0)	CHARACTER	88	GEPLGLBL(0)	Global GN control block parameters
0	(0)	BITSTRING	8	GEPLMDAT	Member data value provided via the IXCJOIN which established the group exit
8	(8)	CHARACTER	4	GEPLFLGS(0)	

Table 179. Structure GEPL (continued)

Offset Dec	Offset Hex	Type	Len	Name(Dim)	Description
8	(8)	BITSTRING	1	GEPLTYPE	Note: Member events are presented in a logic order (ie. a user state field change may be seen before a member state change such as a JOIN). 1 member status change (i.e. IXCJOIN etc.) 2 user state field change, Note that a subsystem failure detection interval modification could also have occurred. 4 Reserved 6 Reserved 7 member status update missing reported by subsystem's status exit 8 member status update missing detected by subsystem monitor DIE 9 member status update no longer missing 10 Reserved 11 system reported active 12 system update missing 13 system update resumed 14 system reported going 15 system reported gone 16 system detected missing 17 system detected gone 18 system failure detection interval updated 19 Reserved 20 Reserved 21 subsystem failure detection interval updated. Note that a user state modification could also have occurred. 22 system in partitioning (THIS SYSTEM). 23 monitoring removed for this member
9	(9)	BITSTRING	1	GEPLOLDS	Member state before action in type field X'00' not defined, X'02' created, X'03' active, X'04' quiesced, X'05' failed
10	(A)	BITSTRING	1	GEPLNEWS	Member state after action in type field X'00' not defined, X'02' created, X'03' active, X'04' quiesced, X'05' failed
11	(B)	BITSTRING	1	GEPLFLG2(0)	
		1... ....		GEPLMEME	"X'80'" Bit is ON if event is a Member related event (ie. JOIN), OFF if system-related event ie System reported active
		.1.. ....		GEPLMONR	"X'40'" Bit is ON if monitoring is removed for this member
		..1. ....		GEPLMISR	"X'20'" Member status update missing was reported by the members status exit
		...1 ....		GEPLMISD	"X'10'" Member status update missing assumed by the status monitoring because the members status exit did not execute in time or terminated abnormally
		.... 1...		GEPLSECC	"X'08'" Bit is ON if this is the second time the exit is called for the same event. (ie. The exit abended the first time it was called for this event before recovery was established
		.... .1..		GEPLCLEANUPINTVALID	"X'04'" Indicates whether GEPLCLEANUPINT is valid or not. On, indicates that it is valid and off indicates that it isn't valid.
12	(C)	CHARACTER	8	GEPLGNAM	Group Name
20	(14)	CHARACTER	16	GEPLNMAM	Member Name
36	(24)	BITSTRING	8	GEPLMTOK	Member token

Note: The Member Token, Group name, and Member fields are set to 0 for events which are not member-related (i.e. GESYSACT, GESYSFDI, etc.)

Table 179. Structure GEPL (continued)

Offset Dec	Offset Hex	Type	Len	Name(Dim)	Description
44	(2C)	CHARACTER	8	GEPLSYS	System name where member last/ currently active
52	(34)	BITSTRING	8	GEPLETIM	Time event occurred in STCK format
60	(3C)	SIGNED	4	GEPLINTV	Monitoring interval (system/ subsystem) in hundredths of seconds. For system events contains the system FDI, for member events contains the subsystem FDI
64	(40)	BITSTRING	4	GEPLUDAT	User data field. -Contains the value passed back by the status exit in R0 the last time the exit reported status update missing or resumed
68	(44)	SIGNED	4	GEPLUSLN	Actual length of user state field
72	(48)	SIGNED	4	GEPLSID(0)	System token associated with system on which member was last active
72	(48)	BITSTRING	1	GEPLSNUM	System slot number
73	(49)	SIGNED	3		Reserved
76	(4C)	SIGNED	4	GEPLCLEANUPINT	Contains the current system (as defined by GEPLSID) cleanup interval. The interval is specified in seconds and can change dynamically. The GEPLCLEANUPINTVALID bit indicates whether the value could be provided or not.
80	(50)	CHARACTER	8		Reserved
88	(58)	SIGNED	4	GEPLUSOF	Offset from GEPL of 32-byte user state field. NOTE: It is possible that XCF can not determine a member's user state. This occurs when a member leaves on a system that has been partitioned out of the sysplex and the signal containing the event is lost due to the system's failure. In this case, XCF sets the user state field to 32-bytes of X'FF'. It should also be noted that a user can set a user state to this value. As a result, it is recommended that this value not be used by the user as a user state.
92	(5C)	CHARACTER	128	GEPLHSTY(0)	History Data
92	(5C)	CHARACTER	16	GEPLHIST(0)	Eight sets of fields containing the event time and expected duration of the last eight events which affected the member in GEPLMNAM, in LIFO order
92	(5C)	BITSTRING	8	GEPLHTIM	Time event occurred in STCK format
100	(64)	SIGNED	4	GEPLHTTM	Time event is expected to last, in units of hundredths of seconds, subsystem monitoring only, optional
104	(68)	BITSTRING	4	GEPLHFLG	Flags corresponding to GEPLFLGS, for prior events
220	(DC)	X'DC'	0	GEPL_LEN	"*-GEPL"

Table 180. Structure GEPL1

Offset Dec	Offset Hex	Type	Len	Name(Dim)	Description
0	(0)	STRUCTURE	0	GEPL1	CAUTION: GEPL1 may not exist. Check GEPLUSOF before using the GEPL1.
0	(0)	CHARACTER	220		Mapped by GEPL
220	(DC)	BITSTRING	1	GEPL1_VERSION	Version number of GEPL
221	(DD)	CHARACTER	7		Reserved

Table 180. Structure GEPL1 (continued)

Offset Dec	Offset Hex	Type	Len	Name (Dim)	Description
228	(E4)	BITSTRING	8	GEPL1_TARGETMEMTOKEN	Member token of the member whose group exit is being driven.
228	(E4)	X'DC'	0	GEPL_KONLYBASE	"220" Compare this value to GEPLUSOF to determine whether the GEPL1 is available for use by the group exit.
228	(E4)	X'1'	0	GEPL_KVERSION1	"1" Version 1 of GEPL.
228	(E4)	X'DC'	0	GEPLLEN	"220" Preserve defining of this name in the assembler (for compatibility with previous releases).
Declaration of constants for use in group exits - (GEPLTYPE)					
228	(E4)	X'1'	0	GEMSTATE	"1" Member state event
228	(E4)	X'2'	0	GEUSTATE	"2" User state event 4 - Reserved 6 - Reserved
228	(E4)	X'7'	0	GEMSUMSE	"7" Member status update missing reported by status exit
228	(E4)	X'8'	0	GEMSUMDI	"8" Member status update missing detected by subsysmon DIE
228	(E4)	X'9'	0	GEMNOSUM	"9" Member status update not missing 10 - reserved
228	(E4)	X'B'	0	GESYSACT	"11" SYSTEM reported active
228	(E4)	X'C'	0	GESYSSUM	"12" SYSTEM update missing
228	(E4)	X'D'	0	GESYSSUR	"13" SYSTEM update resume
228	(E4)	X'E'	0	GESYSGO	"14" SYSTEM reported going
228	(E4)	X'F'	0	GESYSGON	"15" SYSTEM reported gone
228	(E4)	X'10'	0	GESYSMD	"16" SYSTEM detected missing
228	(E4)	X'11'	0	GESYSMDG	"17" SYSTEM detected gone
228	(E4)	X'12'	0	GESYSFDI	"18" SYSTEM failure detection interval updated 19 - Reserved 20 - Reserved
228	(E4)	X'15'	0	GESUBFDI	"21" Subsystem failure detection interval updated
228	(E4)	X'16'	0	GESYSPRT	"22" System in partitioning
228	(E4)	X'17'	0	GEMONREM	"23" Monitoring removed
Declaration of constants for use in group exits GEPL0LDS & GEPLNEWS					
228	(E4)	X'0'	0	GENOTDEF	"0" Member not defined
228	(E4)	X'2'	0	GECREATE	"2" Member created
228	(E4)	X'3'	0	GEACTIVE	"3" Member active
228	(E4)	X'4'	0	GEQUIESC	"4" Member quiesced
228	(E4)	X'5'	0	GEFAILED	"5" Member failed
228	(E4)	X'EC'	0	GEPL1_LEN	"*-GEPL1"

Table 181. Cross Reference for IXCYGEPL

Name	Offset	Hex Tag
GEACTIVE	E4	3
GECREATE	E4	2
GEFAILED	E4	5
GEMNOSUM	E4	9

Table 181. Cross Reference for IXCYGEPL (continued)

Name	Offset	Hex Tag
GEMONREM	E4	17
GEMSTATE	E4	1
GEMSUMDI	E4	8
GEMSUMSE	E4	7
GENOTDEF	E4	0
GEPL	0	
GEPL_KONLYBASE	E4	DC
GEPL_KVERSION1	E4	1
GEPL_LEN	DC	DC
GEPLCLEANUPINT	4C	
GEPLCLEANUPINTVALID	B	4
GEPLETIM	34	
GEPLFLGS	8	
GEPLFLG2	B	
GEPLGLBL	0	
GEPLGNAM	C	
GEPLHFLG	68	
GEPLHIST	5C	
GEPLHSTY	5C	
GEPLHTIM	5C	
GEPLHTTM	64	
GEPLINTV	3C	
GEPLLEN	E4	DC
GEPLMDAT	0	
GEPLMEME	B	80
GEPLMISD	B	10
GEPLMISR	B	20
GEPLMNAM	14	
GEPLMONR	B	40
GEPLMTOK	24	
GEPLNEWS	A	
GEPLOLDS	9	
GEPLSECC	B	8
GEPLSID	48	
GEPLSNUM	48	
GEPLSYS	2C	
GEPLTYPE	8	
GEPLUDAT	40	
GEPLUSLN	44	

Table 181. Cross Reference for IXCYGEPL (continued)

Name	Offset	Hex Tag
GEPLUSOF	58	
GEPL1	0	
GEPL1_LEN	E4	EC
GEPL1_TARGETMEMTOKEN	E4	
GEPL1_VERSION	DC	
GEQUIESC	E4	4
GESUBFDI	E4	15
GESYSACT	E4	B
GESYSDG	E4	11
GESYSDM	E4	10
GESYSFDI	E4	12
GESYSGO	E4	E
GESYSGON	E4	F
GESYSPRT	E4	16
GESYSSUM	E4	C
GESYSSUR	E4	D
GEUSTATE	E4	2

## IXCYMEPL information

### IXCYMEPL programming interface information

IXCYMEPL is a programming interface.

### IXCYMEPL heading information

<b>Common name:</b>	Message Exit Parameter List
<b>Macro ID:</b>	IXCYMEPL
<b>DSECT name:</b>	MEPL MEPLEX
<b>Owning component:</b>	Cross System Coupling Facility (SCXCF)
<b>Eye-catcher ID:</b>	NONE
<b>Storage attributes:</b>	Subpool: 245, 248 Key: 0 Residency: Any
<b>Size:</b>	MEPLEX2 -- X'0054' bytes MEPL -- X'0074' bytes MEPLEX -- X'0014' bytes
<b>Created by:</b>	IXCS1DCM - getmain IXCS1STB - initialization IXCT1BER - initialization IXCT1MPS - initialization



**Pointed to by:** R1 on entry to a message exit routine

**Serialization:** Serialized by virtue of the fact that there is but one message exit routine presented with a particular MEPL at any one time.

**Function:** Maps the parameters passed to a message exit routine

## IXCYMEPL mapping

Table 182. Structure MEPL

Offset Dec	Offset Hex	Type	Len	Name (Dim)	Description
0	(0)	STRUCTURE	0	MEPL	Message exit parameter list
0	(0)	BITSTRING	4	MEPLMTOK	Maintained for compatibility with users of version 0 parameter list. Use MeplMsgiToken for version 1 parameter lists. For initial delivery of a message (MeplSolicited='0'B), contains a token that can be supplied via the MSGTOKEN keyword to the message-in service (IXCMSGI). Not defined for solicited message delivery (MeplSolicited='1'B) and will not be accepted by message-in service as a message token.
4	(4)	BITSTRING	8	MEPLMDAT	Data associated with the message by the target member. Contains a copy of the member data specified by the MEMDATA keyword when the Join Service (IXCJOIN) was invoked by the target member.
12	(C)	SIGNED	4	MEPLMLN	Total number of bytes of message data available (remaining) for delivery via the message-in service. The length is accurate only on entry to the exit routine. It is NOT updated while the exit routine is running to reflect any partial deliveries performed by the exit.
16	(10)	BITSTRING	8	MEPLSRCE	Member token of originator of the signal
24	(18)	CHARACTER	32	MEPLCNTL	MSGCNTL value from originator of the signal
<p>Fields available with version 1 mapping</p> <p>Note: The MeplVersion field is not mapped in the version 0 MEPL, but users of the version 1 mapping can still test this field to determine the contents of the parameter list, regardless of the MVS release on which their code is running.</p> <p>The version 1 parameter list is passed to all message exit routines as of MVS JBB6602.</p>					
56	(38)	BITSTRING	1	MEPLVERSION	Version number of MEPL
57	(39)	BITSTRING	3	MEPLFLAGS(0)	Applies to version 1 Flags describing characteristics of the message or its delivery.
57	(39)	BITSTRING	1	MEPLFLAGS1(0)	"X'80'" Applies to version 1 Indicates whether message exit was solicited by the user: '0'B when message delivery is initiated by XCF, '1'B for delivery solicited by the user (by invoking the message-control CALLEXIT service to call a message exit routine.
	1... ....			MEPLSOLICITED	

Table 182. Structure MEPL (continued)

Offset Dec	Offset Hex	Type	Len	Name(Dim)	Description
		.1.. ....		MEPLNEEDSRESPONSE	"X'40'" Applies to version 1 Indicates whether the sender requested that XCF manage the gathering of a response to this message: '1'B if XCF is managing the response, '0'B if not. If so, send a response using the IXCMSSGO service, specifying ORIGINATOR for the SENDTO keyword and supplying a RESPONSEID equal to the value provided in the MeplResponseID field below. Note that this flag reflects a specification made by the sender when the message was originally sent, and cannot be used to determine whether the desired response was sent or received.
		..1. ....		MEPLISARESPONSE	"X'20'" Applies to version 1 Indicates whether this message is a response that is being managed by XCF: '1'B if it is an XCF managed response, '0'B if not. This response message will be presented to the message exit driven by the Message Control (IXCMSGC) CallExit service for a saved response message. Note that MeplNeedsResponse and MeplIsaResponse are mutually exclusive.
		...1 ....		MEPLDELIVERED	"X'10'" '1'B if some portion of the message was delivered by message-in service, '0'B if none of the message was delivered. Applies to version 1
		.... 1..		MEPLSAVED	"X'08'" '1'B if the message was saved with the message control SAVEMSG service. Applies to version 1
		.... .1..		MEPLORDEREDMSG	"X'04'" '1'B if the sender requested ordered message delivery. Applies to version 1
		.... ..1.		MEPLPOTENTIALDUPLICATE	"X'02'" '1'B if the message being presented to the message exit has the potential to be delivered multiple times. Applies to version 1
		.... ...1		MEPLEXTENSIONDATA	"X'01'" '1'B if there is additional data to be presented to the message exit. The data presented will be mapped by MeplEx. Applies to version 1
58	(3A)	BITSTRING	1	MEPLFLAGS2(0)	
		1... ....		MEPLHASEX2	"X'80'" '1'B if the MeplExtensionData includes data mapped by MeplEx2.
59	(3B)	BITSTRING	1	MEPLFLAGS3	Reserved
60	(3C)	BITSTRING	8	MEPLTARGETMEMTOKEN	Applies to version 1 Member token of the member to which this message was sent.
68	(44)	CHARACTER	16	MEPLMSGITOKEN	Applies to version 1 Token to identify the message being delivered. Specify this value for the IXCMSGI TOKEN() keyword when invoking the message-in service (IXCMSGI) to receive the text of the message. Specify this value for the TOKEN keyword when invoking the message-control SAVE service (IXCMSGC) to save the message for later processing. This token is valid for use only in the context of a message-exit routine.

Table 182. Structure MEPL (continued)

Offset Dec	Offset Hex	Type	Len	Name (Dim)	Description
84	(54)	CHARACTER	24	MEPLRESPONSEID	Applies to version 1 Message Response ID. Valid when the MeplNeedsResponse flag is '1'B, otherwise undefined. Specify this value for the RESPONSEID keyword when invoking the message-out service (IXCMSGO) to reply to this message.
108	(6C)	ADDRESS	4	MEPLEXTENSIONADDR	Applies to version 1 Address of additional data provided to the message exit. Valid when MeplExtensionData flag is set to '1'B, otherwise undefined.
112	(70)	SIGNED	4	MEPLSTREAMID	Applies to version 1 StreamID for this message
112	(70)	X'74'	0	MEPLLEN	"116" Length in bytes of the latest version of the MEPL (name preserved for compatibility with previous releases).
Version numbers for MeplVersion					
112	(70)	X'0'	0	MEPLKVERSION0	"0" Version 0
112	(70)	X'1'	0	MEPLKVERSION1	"1" Version 1
112	(70)	X'74'	0	MEPL_LEN	"*-MEPL"

Table 183. Structure MEPLEX

Offset Dec	Offset Hex	Type	Len	Name (Dim)	Description
0	(0)	STRUCTURE	0	MEPLEX	Message exit parameter list Extension. Additional data provided to the message exit when MeplExtensionData='1'B. Applies to version 1
0	(0)	BITSTRING	8	MEPLEXUSERDATA	Data associated with the saved message by the target member. For user solicited delivery (MeplSolicited='1'B), contains a copy of the user data specified by the USERDATA keyword when the message was saved by the message-control service (IXCMSGC). If USERDATA was not specified, set to hexadecimal zero.
8	(8)	BITSTRING	4	MEPLEXFLAGS	Reserved
12	(C)	BITSTRING	8	MEPLEXEXITPARMS	User parameters. Valid for user solicited delivery (MeplSolicited='1'B), in which case it contains a copy of the data specified for the EXITPARMS keyword when the message control service (IXCMSGC) was invoked to recall the message exit. If no EXITPARMS was specified, set to hexadecimal zero.
12	(C)	X'14'	0	MEPLEX_LEN	"*-MEPLEX"

Table 184. Structure MEPLEX2

Offset Dec	Offset Hex	Type	Len	Name (Dim)	Description
0	(0)	STRUCTURE	0	MEPLEX2	Message exit parameter list Extension. Additional data provided to the message exit when MeplHasEx2 = '1'B.
0	(0)	CHARACTER	20		This area is mapped by MeplEx as usual

Table 184. Structure MEPLEX2 (continued)

Offset Dec	Offset Hex	Type	Len	Name (Dim)	Description
20	(14)	CHARACTER	64	MEPLEX2MSGTAG	Message tag associated with message when most recently saved
20	(14)	X'54'	0	MEPLEX2_LEN	"*-MEPLEX2"

Table 185. Cross Reference for IXCYMEPL

Name	Offset	Hex	Tag
MEPL	0		
MEPL_LEN	70		74
MEPLCNTL	18		
MEPLDELIVERED	39		10
MEPLEX	0		
MEPLEX_LEN	C		14
MEPLEXEXITPARMS	C		
MEPLEXFLAGS	8		
MEPLEXTENSIONADDR	6C		
MEPLEXTENSIONDATA	39		1
MEPLEXUSERDATA	0		
MEPLEX2	0		
MEPLEX2_LEN	14		54
MEPLEX2MSGTAG	14		
MEPLFLAGS	39		
MEPLFLAGS1	39		
MEPLFLAGS2	3A		
MEPLFLAGS3	3B		
MEPLHASEX2	3A		80
MEPLISARESPONSE	39		20
MEPLKVERSION0	70		0
MEPLKVERSION1	70		1
MEPLLEN	70		74
MEPLMDAT	4		
MEPLMLLEN	C		
MEPLMSGITOKEN	44		
MEPLMTOK	0		
MEPLNEEDSRESPONSE	39		40
MEPLORDEREDMSG	39		4
MEPLPOTENTIALDUPLICATE	39		2
MEPLRESPONSEID	54		
MEPLSAVED	39		8
MEPLSOLICITED	39		80
MEPLSRCE	10		

Table 185. Cross Reference for IXCYMEPL (continued)

Name	Offset	Hex Tag
MEPLSTREAMID	70	
MEPLTARGETMEMTOKEN	3C	
MEPLVERSION	38	

## IXCYMNPL information

### IXCYMNPL programming interface information

IXCYMNPL is a programming interface.

### IXCYMNPL heading information

<b>Common name:</b>	Message Notification Exit Parameter List
<b>Macro ID:</b>	IXCYMNPL
<b>DSECT name:</b>	Mnpl MnplDataRecord MnplTargOnlyEntry MnplTargRespEntry MnplMemberRecord
<b>Owning component:</b>	Cross System Coupling Facility (SCXCF)
<b>Eye-catcher ID:</b>	NONE
<b>Storage attributes:</b>	Subpool: 245, 248 Key: 0 Residency: Any
<b>Size:</b>	MNPLMEMBERRECORD -- X'0024' bytes MNPL -- X'0028' bytes MNPLDATARECORD -- X'0010' bytes MNPLTARGONLYENTRY -- X'0010' bytes MNPLTARGRESPENTRY -- X'0068' bytes
<b>Created by:</b>	IXCS1COM IXCS1MSC
<b>Pointed to by:</b>	R1 on entry to the message notification exit
<b>Serialization:</b>	Serialized by virtue of the fact that there is but one message notification exit routine presented with a particular MNPL at any one time.
<b>Function:</b>	Maps the parameters passed to the message notification exit

### IXCYMNPL mapping

Table 186. Structure MNPL

Offset Dec	Offset Hex	Type	Len	Name (Dim)	Description
0	(0)	STRUCTURE	0	MNPL	Message Notification exit Parameter List
0	(0)	BITSTRING	1	MNPLVERSION	Version number of this parameter list
1	(1)	BITSTRING	1	MNPLTYPE	Type of notification that is presented. See MnplKType constants defined below. Note: assume that new types of message notifications will be presented in the future.

Table 186. Structure MNPL (continued)

Offset Dec	Offset Hex	Type	Len	Name (Dim)	Description
2	(2)	BITSTRING	2	MNPLFLAGS(0)	Notification flags Flags describing characteristics of the notification or its presentation.
		1... ....		MNPLSOLICITED	"X'80'" Indicates whether notification was solicited by the user: '0'B when notification is initiated by XCF, '1'B for notification solicited by the user (the member invoked IXCMMSGC CALLEXIT service to call a notify exit routine). Note that a user solicited notification can be the first notification that is presented.
2	(2)	BITSTRING	1		Reserved.
4	(4)	SIGNED	4		Reserved.
8	(8)	BITSTRING	8	MNPLMEMTOKEN	Member token of the member to which this notification is presented.
16	(10)	BITSTRING	8	MNPLMEMDATA	Copy of the member data specified by the MEMDATA keyword when the Join Service (IXCJOIN) was invoked by the member to which this notification is presented.
24	(18)	BITSTRING	8	MNPLEXITPARMS	User exit parameters. For a solicited notification (MnplSolicited='1'B), contains a copy of the data specified for the EXITPARMS keyword when the message control service (IXCMMSGC) was invoked to call the notify routine. For an unsolicited notification (MnplSolicited='0'B), set to hexadecimal zero.
32	(20)	SIGNED	4	MNPL#DATARECORDS	Number of data records provided.
36	(24)	SIGNED	4	MNPLDATARECOFFSET	Offset from the start of the MNPL at which the first data record can be found.
<p style="text-align: center;">Type of Notification</p> <p>Exploiters should assume that new types of notification will be provided in the future. The notify exit user routine should be coded to tolerate them.</p>					
36	(24)	X'0'	0	MNPLKVERSION0	"0" Initial version
36	(24)	X'1'	0	MNPLKTYPEMSGOCOMplete	"1" Message Out request completed.
36	(24)	X'2'	0	MNPLKTYPERESUMEMSGO	"2" The member can once again invoke the message-out service (IXCMMSGO).
36	(24)	X'28'	0	MNPL_LEN	"*-MNPL"

Table 187. Structure MNPLDATARECORD

Offset Dec	Offset Hex	Type	Len	Name (Dim)	Description
0	(0)	STRUCTURE	0	MNPLDATARECORD	Data record
0	(0)	BITSTRING	1	MNPLRECTYPE	Type of data described in this record.
1	(1)	CHARACTER	3		Reserved
4	(4)	SIGNED	4	MNPLRECLLEN	Number of bytes in this data record.
8	(8)	CHARACTER	8		Reserved
16	(10)	CHARACTER	1	MNPLRECData(0)	Variable content of the record. Use MnplRecType to determine which of the mappings below is applicable.

Table 187. Structure MNPLDATAARECORD (continued)

Offset Dec	Offset Hex	Type	Len	Name (Dim)	Description
<p style="text-align: center;">Record Types</p> <p>Exploiters should assume that new record types will be provided in the future. The notify exit user routine should be coded to tolerate them. In particular note that new types of records can be inserted into the collection of records that are provided for a particular type of notification.</p>					
16	(10)	X'1'	0	MNPLKRECTYPEMSGOUT	"1" Msgout record
16	(10)	X'10'	0	MNPLDATAARECORD_LEN	"*-MNPLDATAARECORD"
<p style="text-align: center;">Msgout RecData</p> <p>Applies when: MnplRecType = MnplKRecTypeMsgout Provided for: MnplType = MnplKTypeMsgoComplete</p>					
16	(10)	BITSTRING	1	MNPLMSGOUTRECORD(0)	
16	(10)	CHARACTER	16	MNPLMSGOTOKEN	Token used to identify this message and any associated responses to other XCF services (such as IXCMSGC).
32	(20)	BITSTRING	8	MNPLMSGOUSERDATA	User data associated with the message. Contains a copy of the data specified for the USERDATA keyword when the message-out service (IXCMGSO) was invoked to send the message or as modified by the message control service (IXCMSGC) when message was saved or completed.
40	(28)	BITSTRING	4	MNPLMSGOFLAGS(0)	
40	(28)	BITSTRING	1	MNPLMSGOFLAGS0(0)	Flags byte 0 describing characteristics of the message
		1... ..		MNPLMSGOBROADCAST	"X'80'" Indicates that the sender specified SENDTO(GROUP) on the IXCMGSO invocation.
		.1.. ..		MNPLMSGOGETRESPONSE	"X'40'" Indicates whether the sender of this message requested XCF management of responses.
		..1. ....		MNPLMSGOISARESPONSE	"X'20'" Indicates whether this message is a response being managed by XCF.
		...1 ....		MNPLMSGOSENDPENDING	"X'10'" Desired send(s) not initiated by the message-out service.
		.... 1...		MNPLMSGORESPENDING	"X'08'" Expected response(s) not received.
		.... .1..		MNPLMSGOCOMPLETED	"X'04'" Indicates whether message considered to be complete. Note that this flag is not mutually exclusive with the Send/RespPending flags since completion may have been forced or the message may have timed out.
		.... ..1.		MNPLMSGOTIMEDOUT	"X'02'" '1'B if the message did not complete within the time-out period.
		.... ...1		MNPLMSGOCANCELLED	"X'01'" '1'B if the message was cancelled before normal completion occurred. The message is considered cancelled if it was Forced to Completion.
41	(29)	BITSTRING	1	MNPLMSGOFLAGS1(0)	Flags byte 1 describing characteristics of the message
		1... ..		MNPLMSGONOTIFYBYEXIT	"X'80'" Sender requested notification of message completion by exit scheduled by XCF when the message is complete

Table 187. Structure MNPLDATAARECORD (continued)

Offset Dec	Offset Hex	Type	Len	Name (Dim)	Description
		..1. ....		MNPLMSGOSUCCESSFUL	"X'20'" Indicates whether the request completed successfully where no sends were rejected and all responses were received for broadcast get response requests or no sends were rejected for broadcast noresponse requests
		...1 ....		MNPLMSGOSAVED	"X'10'" Message was saved
		.... 1...		MNPLMSGOASYNCSGACCESS	"X'08'" Indicates whether XCF accessed user storage describing/containing the message from a unit of work asynchronous to the IXCMG0/IXCMG0X service routines.
42	(2A)	BITSTRING	1	MNPLMSGOFLAGS2	Flags byte 2
43	(2B)	BITSTRING	1	MNPLMSGOFLAGS3	Flags byte 3
44	(2C)	SIGNED	4	MNPLMSGOMLEN	Number of bytes of message data for message-out request
48	(30)	BITSTRING	8	MNPLMSGOSOURCE	Member token of the sending member.
56	(38)	CHARACTER	32	MNPLMSGOMSGCNTL	Message control data from the message out request
88	(58)	SIGNED	4	MNPLMSGO#TARGETS	Number of targets for message (including skipped targets).
92	(5C)	CHARACTER	4		Reserved
96	(60)	ADDRESS	4	MNPLMSGOTBLPTR	Address of table containing target/response information for this message. Entries in the table are mapped by one of the following: MnplTargOnlyEntry MnplTargRespEntry Use MnplMsgoEntType to determine which mapping should be used.
100	(64)	CHARACTER	1		Reserved
101	(65)	BITSTRING	1	MNPLMSGOENTTYPE	Code that identifies which mapping to use for the entries in the table of target/response data
102	(66)	SIGNED	2	MNPLMSGOENTLEN	Length in bytes of an individual entry in the table containing target/response information.
102	(66)	X'1'	0	MNPLKMSGOENTTYPETARGONLY	"1" Use MnplTargOnlyEntry
102	(66)	X'2'	0	MNPLKMSGOENTTYPETARGRESP	"2" Use MnplTargRespEntry
102	(66)	X'58'	0	MNPLMSGOUTRECORD_LEN	"*-MNPLMSGOUTRECORD"

Table 188. Structure MNPLTARGONLYENTRY

Offset Dec	Offset Hex	Type	Len	Name (Dim)	Description
0	(0)	STRUCTURE	0	MNPLTARGONLYENTRY	Entry to describe result of send to one particular target member.
0	(0)	BITSTRING	8	MNPLTOTARGET	Target member token.
8	(8)	BITSTRING	4	MNPLTOSENDSTATUS(0)	Status of the message send
8	(8)	BITSTRING	2	MNPLTOSENDFLAGS(0)	
8	(8)	BITSTRING	1	MNPLTOSENDFLAGS1(0)	
		1... ....		MNPLTOSENDINITIATED	"X'80'" '1'B if XCF initiated the send to this target member It is not necessarily the case that the initiated send was successful.



Table 188. Structure MNPLTARGONLYENTRY (continued)

Offset Dec	Offset Hex	Type	Len	Name(Dim)	Description
		.1.. ....		MNPLTOSENDSKIPPED	"X'40'" '1'B when sending of the message to the target member was skipped. The target member was skipped because the target member token in a message-out target table was hexadecimal zero which indicates that the sender wanted to skip the entry or the system excluded a group member from the collection of members to send the message to.
		..1. ....		MNPLTOSENDPENDING	"X'20'" '1'B if the send to this target member is pending. The message is eligible to be sent. MnplToSendInitiated indicates whether XCF has initiated the send.
		...1 ....		MNPLTOSENDREJECTED	"X'10'" '1'B if the send to this target member is rejected. The message is not eligible to be sent.
		.... 1...		MNPLTOSENDASYNCMSGACCESS	"X'08'" '1'B if an AsyncMsgAccess send to this target member was started
9	(9)	BITSTRING	1	MNPLTOSENDDIAG109	XCF diagnostic info
10	(A)	BITSTRING	1		Reserved.
11	(B)	BITSTRING	1	MNPLTOSENDRETCODE	Return code from message-out service (IXCMGO) with respect to the send to this particular target.
12	(C)	SIGNED	4	MNPLTOSENDRSNCODE	Valid if MnplToSendRetCode is nonzero. If so, contains failing reason code from message-out service.
12	(C)	X'10'	0	MNPLTARGONLYENTRY_LEN	"*-MNPLTARGONLYENTRY"

Table 189. Structure MNPLTARGRESPENTRY

Offset Dec	Offset Hex	Type	Len	Name(Dim)	Description
0	(0)	STRUCTURE	0	MNPLTARGRESPENTRY	Entry to describe result of send to and response from one target member.
0	(0)	BITSTRING	8	MNPLTRTARGET	Target member token.
8	(8)	BITSTRING	4	MNPLTRSENDSTATUS(0)	Status of the message send
8	(8)	BITSTRING	2	MNPLTRSENDFLAGS(0)	
8	(8)	BITSTRING	1	MNPLTRSENDFLAGS1(0)	
		1... ....		MNPLTRSENDINITIATED	"X'80'" '1'B if XCF initiated the send to this target member It is not necessarily the case that the initiated send was successful.
		.1.. ....		MNPLTRSENDSKIPPED	"X'40'" '1'B when sending of the message to the target member was skipped. The target member was skipped because the target member token in a message-out target table was hexadecimal zero which indicates that the sender wanted to skip the entry or the system excluded a group member from the collection of members to send the message to.
		..1. ....		MNPLTRSENDPENDING	"X'20'" '1'B if the send to this target member is pending. The message is eligible to be sent. MnplTrSendInitiated indicates whether XCF has initiated the send.
		...1 ....		MNPLTRSENDREJECTED	"X'10'" '1'B if the send to this target member is rejected. The message is not eligible to be sent.

Table 189. Structure MNPLTARGRESPENTRY (continued)

Offset Dec	Offset Hex	Type	Len	Name(Dim)	Description
		.... 1...		MNPLTRSENDASYNCSGACCESS	"X'08'" '1'B if an AsyncMsgAccess send to this target member was started
9	(9)	BITSTRING	1	MNPLTRSENDIAG109	XCF diagnostic info
10	(A)	BITSTRING	1		Reserved.
11	(B)	BITSTRING	1	MNPLTRSENDRETCODE	Return code from message-out service (IXCMGSO) with respect to the send to this particular target.
12	(C)	SIGNED	4	MNPLTRSENDRSNCODE	Valid if MnplTrSendretCode is nonzero. If so, contains failing reason code from message-out service.
16	(10)	BITSTRING	4	MNPLTRRESPSTATUS(0)	Status of response message
16	(10)	BITSTRING	2	MNPLTRRESPFLAGS(0)	Status of response. Note: these status flags will be updated by XCF while the notify exit is running to reflect any processing of the response that is performed by the exit routine.
		1... ....		MNPLTRRESPEXPECTED	"X'80'" '1'B if XCF expected the the target member to respond, '0'B if not. Initialized according to whether the sending member requested that XCF manage the gathering of a response to this message. Reset if XCF determines that it should no longer expect a response (such as when target member becomes not active).
		.1.. ....		MNPLTRRESPRECEIVED	"X'40'" '1'B if a response was received by XCF, '0'B if not.
		..1. ....		MNPLTRRESPAVAILABLE	"X'20'" '1'B if the associated response is available, '0'B if not. If response is available, MnplTrMsgiToken is valid for use. If the response was received but the associated response is not available, the response was delivered, saved, or discarded.
		...1 ....		MNPLTRRESPDELIVERED	"X'10'" '1'B if some portion of the response was delivered by message-in service, '0'B if none of the response was delivered
		.... 1...		MNPLTRRESPSAVED	"X'08'" '1'B if the response was saved with the message control SAVMSG service.
		.... .1..		MNPLTRRESPDISCARDED	"X'04'" '1'B if the response was discarded with the message control DISCARDMSG service.
16	(10)	BITSTRING	1		Reserved.
18	(12)	BITSTRING	1		Reserved.
19	(13)	BITSTRING	1	MNPLTRRESPCODE	Code to explain why XCF believes the response was not received. See MnplKRespCode constants defined below. Valid when MnplTrRespReceived is '0'B.
20	(14)	SIGNED	4	MNPLTRRESPMLEN	Total number of bytes of message data available (remaining) for delivery via the message-in service. The length is accurate only on entry to the exit routine. It is NOT updated while the exit routine is running to reflect any partial deliveries performed by the exit. Valid when MnplTrRespAvailable is '1'B.

Table 189. Structure MNPLTARGRESPENTRY (continued)

Offset Dec	Offset Hex	Type	Len	Name (Dim)	Description
24	(18)	BITSTRING	8	MNPLTRRESPSRCE	Member token of originator of the response. Valid when MnplTrRespReceived is '1'B.
32	(20)	CHARACTER	32	MNPLTRRESPCNTL	MSGCNTL value from originator of the response. Valid when MnplTrRespReceived is '1'B.
64	(40)	CHARACTER	16	MNPLTRMSGITOKEN	Token to identify the response message. Specify this value for the TOKEN keyword when invoking the message-in service or the message control service to process this message. Valid when MnplTrRespAvailable is '1'B.
80	(50)	CHARACTER	24		reserved
80	(50)	X'0'	0	MNPLKRESPCODENOTRECEIVED	"0" Expected response did not arrive before message completed
80	(50)	X'1'	0	MNPLKRESPCODEMSGNOTSENT	"1" Message-out request was never sent to the target member.
80	(50)	X'2'	0	MNPLKRESPCODECANREPLYNO	"2" Target specified NO for CANREPLY on IXCJOIN service, or target member is active on a system that does not support XCF managed collection of responses.
80	(50)	X'3'	0	MNPLKRESPCODETARGETINACTIVE	"3" Target member not active. The message may or may not have been delivered to the target before it terminated.
80	(50)	X'4'	0	MNPLKRESPCODERESPONDERINACTIVE	"4" Target member not active. The message is known to have been successfully presented to the target.
80	(50)	X'5'	0	MNPLKRESPCODEDELIVEREDCS	"5" Client/Server (IXCSEND) message was successfully delivered to the target server
80	(50)	X'68'	0	MNPLTARGRESPENTRY_LEN	"*-MNPLTARGRESPENTRY"

Table 190. Cross Reference for IXCYMNPL

Name	Offset	Hex Tag
MNPL	0	
MNPL_LEN	24	28
MNPL#DATARECORDS	20	
MNPLDATARECOFFSET	24	
MNPLDATARECORD	0	
MNPLDATARECORD_LEN	10	10
MNPLEXITPARMS	18	
MNPLFLAGS	2	
MNPLKMSGOENTTYPETARGONLY	66	1
MNPLKMSGOENTTYPETARGRESP	66	2
MNPLKRECTYPEMSGOUT	10	1
MNPLKRESPCODECANREPLYNO	50	2
MNPLKRESPCODEDELIVEREDCS	50	5

Table 190. Cross Reference for IXCYMNPL (continued)

Name	Offset	Hex Tag
MNPLKRESPCODEMSGNOTSENT	50	1
MNPLKRESPCODENOTRECEIVED	50	0
MNPLKRESPCODERESPONDERINACTIVE	50	4
MNPLKRESPCODETARGETINACTIVE	50	3
MNPLKTYPEMSGOCOMplete	24	1
MNPLKTYPEPERESUMEMSGO	24	2
MNPLKVERSION0	24	0
MNPLMEMDATA	10	
MNPLMEMTOKEN	8	
MNPLMSGO#TARGETS	58	
MNPLMSGOASYNCSMSGACCESS	29	8
MNPLMSGOBROADCAST	28	80
MNPLMSGOCANCELLED	28	1
MNPLMSGOCOMPLETED	28	4
MNPLMSGOENTLEN	66	
MNPLMSGOENTTYPE	65	
MNPLMSGOFLAGS	28	
MNPLMSGOFLAGS0	28	
MNPLMSGOFLAGS1	29	
MNPLMSGOFLAGS2	2A	
MNPLMSGOFLAGS3	2B	
MNPLMSGOGETRESPONSE	28	40
MNPLMSGOISARESPONSE	28	20
MNPLMSGOMLEN	2C	
MNPLMSGOMSGCNTL	38	
MNPLMSGONOTIFYBYEXIT	29	80
MNPLMSGORESPPENDING	28	8
MNPLMSGOSAVED	29	10
MNPLMSGOSENDPENDING	28	10
MNPLMSGOSOURCE	30	
MNPLMSGOSUCCESSFUL	29	20
MNPLMSGOTBLPTR	60	
MNPLMSGOTIMEDOUT	28	2
MNPLMSGOTOKEN	10	
MNPLMSGOUSERDATA	20	
MNPLMSGOUTRECORD	10	
MNPLMSGOUTRECORD_LEN	66	58
MNPLRECDATA	10	
MNPLRECLEN	4	

Table 190. Cross Reference for IXCYMNPL (continued)

Name	Offset	Hex Tag
MNPLRECTYPE	0	
MNPLSOLICITED	2	80
MNPLTARGONLYENTRY	0	
MNPLTARGONLYENTRY_LEN	C	10
MNPLTARGRESPENTRY	0	
MNPLTARGRESPENTRY_LEN	50	68
MNPLTOSENDASYNCSMSGACCESS	8	8
MNPLTOSENDDIAG109	9	
MNPLTOSENDFLAGS	8	
MNPLTOSENDFLAGS1	8	
MNPLTOSENDINITIATED	8	80
MNPLTOSENDPENDING	8	20
MNPLTOSENDREJECTED	8	10
MNPLTOSENDRETCODE	B	
MNPLTOSENDRSNCODE	C	
MNPLTOSENDSKIPPED	8	40
MNPLTOSENDSTATUS	8	
MNPLTOTARGET	0	
MNPLTRMSGITOKEN	40	
MNPLTRRESPAVAILABLE	10	20
MNPLTRRESPCNTL	20	
MNPLTRRESPCODE	13	
MNPLTRRESPDELIVERED	10	10
MNPLTRRESPDISCARDED	10	4
MNPLTRRESPEXPECTED	10	80
MNPLTRRESPFLAGS	10	
MNPLTRRESPMLEN	14	
MNPLTRRESPRECEIVED	10	40
MNPLTRRESPSAVED	10	8
MNPLTRRESPSRCE	18	
MNPLTRRESPSTATUS	10	
MNPLTRSENDASYNCSMSGACCESS	8	8
MNPLTRSENDDIAG109	9	
MNPLTRSENDFLAGS	8	
MNPLTRSENDFLAGS1	8	
MNPLTRSENDINITIATED	8	80
MNPLTRSENDPENDING	8	20
MNPLTRSENDREJECTED	8	10
MNPLTRSENDRETCODE	B	

Table 190. Cross Reference for IXCYNMPL (continued)

Name	Offset	Hex Tag
MNPLTRSENDRSNCODE	C	
MNPLTRSENDSKIPPED	8	40
MNPLTRSENDSTATUS	8	
MNPLTRTARGET	0	
MNPLTYPE	1	
MNPLVERSION	0	

## IXCYMQAA information

### IXCYMQAA programming interface information

IXCYMQAA is a programming interface.

### IXCYMQAA heading information

<b>Common name:</b>	Message Control Query Answer Area
<b>Macro ID:</b>	IXCYMQAA
<b>DSECT name:</b>	MqaHdr MqaEntry MqaTargOnlyEntry MqaTargRespEntry
<b>Owning component:</b>	Cross System Coupling Facility (SCXCF)
<b>Eye-catcher ID:</b>	NONE
<b>Storage attributes:</b>	Subpool: User-supplied Key: User-supplied Residency: User-supplied
<b>Size:</b>	Variable MQATARGRESPENTRY1 -- X'0058' bytes MQAHDR -- X'0010' bytes MQAENTRY -- X'0010' bytes MQATARGONLYENTRY -- X'0010' bytes MQATARGRESPENTRY -- X'0014' bytes
<b>Created by:</b>	IXCS1MSC
<b>Pointed to by:</b>	ANSAREA_ADDR field in IXCMSGC parameter list
<b>Serialization:</b>	None required
<b>Function:</b>	Maps information returned by the XCF Message-Control Service (IXCMSGC) for REQUEST(QUERYMSG).

### IXCYMQAA mapping

Table 191. Structure MQAHDR

Offset Dec	Offset Hex	Type	Len	Name (Dim)	Description
0	(0)	STRUCTURE	0	MQAHDR	Header record returned on all queries.
0	(0)	SIGNED	4	MQAHDRLN	Length in bytes of MqaHeader

Table 191. Structure MQAHDR (continued)

Offset Dec	Offset Hex	Type	Len	Name(Dim)	Description
4	(4)	SIGNED	4	MQAHDRTLEN	Total length in bytes of data area needed to contain all the requested information. This length includes the header as well as the entries that WERE returned on this call.
8	(8)	SIGNED	4	MQAHDR#ENTRIES	Number of complete entries of all kinds that were returned on this call (does not include the header).
12	(C)	SIGNED	4	MQAHDRENTOFFSET	Offset from MqaHeader at which first entry is located.
12	(C)	X'10'	0	MQAHDR_LEN	"*-MQAHDR"

Table 192. Structure MQAENTRY

Offset Dec	Offset Hex	Type	Len	Name(Dim)	Description
0	(0)	STRUCTURE	0	MQAENTRY	Data record
0	(0)	BITSTRING	1	MQAENTTYPE	Type of data described in this entry.
1	(1)	CHARACTER	3		Reserved
4	(4)	SIGNED	4	MQAENTLEN	Number of bytes in this entry. Use this value when iterating through records. DO NOT hard code length of the records.
8	(8)	CHARACTER	8		Reserved
16	(10)	CHARACTER	1	MQAENTDATA(0)	Variable content of the record. Use MqaEntType to determine which of the mappings below is applicable.

## MQAA Entry Types

.... ...1	MQAKTYPEMOS	"X'01'" Message-out Summary
.... ..1.	MQAKTYPEMIS	"X'02'" Message-in Summary
.... ..11	MQAKTYPEMOD	"X'03'" Message-out Detail
.... .1..	MQAKTYPEMID	"X'04'" Message-in Detail

MQAALEVELs supported by the system. NOTE: Each DATATYPE may support different MQAALEVEL. Check the MQAKMaxLevel constants for the MQAALEVEL supported by a specific DATATYPE.

16	(10)	X'1'	0	MQAKLEVEL001	"1" MQAALEVEL 1
16	(10)	X'1'	0	MQAKLEVELMAX	"1" MQAALEVEL max supported, subject to change as new levels are supported

Constants defining highest MQAALEVEL supported by the indicated DATATYPE.

16	(10)	X'1'	0	MQAKMAXLEVEL_MSGOUT	"1" DATATYPE=MSGOUT
16	(10)	X'1'	0	MQAKMAXLEVEL_MSGIN	"1" DATATYPE=MSGIN
16	(10)	X'1'	0	MQAKMAXLEVEL_DETAIL	"1" DATATYPE=DETAIL
16	(10)	X'10'	0	MQAENTRY_LEN	"*-MQAENTRY"

## Message Out Summary

16	(10)	BITSTRING	1	MQAMSGOUTSUMMARY(0)	
16	(10)	CHARACTER	16	MQAMOSTOKEN	Token used to identify this message to the message-control service (IXCMSCG).

Table 192. Structure MQAENTRY (continued)

Offset Dec	Offset Hex	Type	Len	Name (Dim)	Description
32	(20)	BITSTRING	8	MQAMOSUSERDATA	User data associated with the message. Contains a copy of the data specified for the USERDATA keyword when the message-out service (IXCMSSGO) was invoked to send the message or as modified by the message control service (IXCMSGC) when message was saved or completed.
40	(28)	BITSTRING	4	MQAMOSFLAGS(0)	
40	(28)	BITSTRING	1	MQAMOSFLAGS0(0)	
		1... ..		MQAMOSBROADCAST	"X'80'" Indicates that the sender specified SENDTO(GROUP) on the IXCMSSGO invocation.
		.1.. ..		MQAMOSGETRESPONSE	"X'40'" Indicates whether the sender of this message requested XCF management of responses.
		..1. ....		MQAMOSISARESPONSE	"X'20'" Indicates whether this message is a response being managed by XCF.
		...1 ....		MQAMOSSENDPENDING	"X'10'" Desired send(s) not initiated by the message-out service.
		.... 1...		MQAMOSRESPENDING	"X'08'" Expected response(s) not received.
		.... .1..		MQAMOSCOMPLETED	"X'04'" Indicates whether message considered to be complete. Note that this flag is not mutually exclusive with the Send/RespPending flags since completion may have been forced or the message may have timed out.
		.... ..1.		MQAMOSTIMEDOUT	"X'02'" '1'B if the message did not complete within the time-out period.
		.... ...1		MQAMOSCANCELLED	"X'01'" '1'B if the message did not complete before the message-out request was cancelled.
41	(29)	BITSTRING	1	MQAMOSFLAGS1(0)	
		1... ..		MQAMOSNOTIFYBYEXIT	"X'80'" Sender requested notification by Exit when complete.
		.1.. ....		MQAMOSDISCARDPENDING	"X'40'" Indicates that the message was marked for discard but the discard has not yet completed.
		..1. ....		MQAMOSUCCESSFUL	"X'20'" Indicates whether the request completed successfully where no sends were rejected and all responses were received for broadcast get response requests or no sends were rejected for broadcast noresponse requests
		...1 ....		MQAMOSMAVED	"X'10'" Message was saved.
		.... 1...		MQAMOSASYNCSMSGACCESS	"X'08'" Indicates whether XCF accessed user storage describing/containing the message from a unit of work asynchronous to the IXCMSSGO/IXCMSSGOX service routines.
42	(2A)	BITSTRING	1	MQAMOSFLAGS2	
43	(2B)	BITSTRING	1	MQAMOSFLAGS3	
43	(2B)	X'1C'	0	MQAMSGOUTSUMMARY_LEN	"*-MQAMSGOUTSUMMARY"
16	(10)	BITSTRING	1	MQAMSGOUTSUMMARY1(0)	
16	(10)	CHARACTER	28		Mapped by MqAMsgOutSummary



Table 192. Structure MQAENTRY (continued)

Offset Dec	Offset Hex	Type	Len	Name (Dim)	Description
44	(2C)	CHARACTER	64	MQAMOS1_MSGTAG	User defined message tag associated with the message. Contains a copy of the data specified for the MSGTAG keyword when the message control service (IXCMSGC) was invoked to save the message. Valid when MQAALEVEL > 0.
108	(6C)	SIGNED	4	MQAMOS1_TRACETHREAD	XCF trace thread associated with message
112	(70)	CHARACTER	28		reserved
112	(70)	X'7C'	0	MQAMSGOUTSUMMARY1_LEN	"*-MQAMSGOUTSUMMARY1"
Message In Summary					
16	(10)	BITSTRING	1	MQAMSGINSUMMARY(0)	
16	(10)	CHARACTER	16	MQAMISTOKEN	Token used to identify this message to the message-control service (IXCMSGC).
32	(20)	CHARACTER	8	MQAMISUSERDATA	User data associated with the message. This is the data specified for the USERDATA keyword when the IXCMSGC service was invoked to save the message.
40	(28)	CHARACTER	8	MQAMISSOURCE	Member token of the member that sent this message.
48	(30)	BITSTRING	1		Reserved.
49	(31)	BITSTRING	3	MQAMISFLAGS(0)	Flags describing characteristics of the message or its delivery.
		1... ....		MQAMISDISCARDPENDING	"X'80'" Indicates that the Msg was saved by the IXCMSGC service and was later discarded but the discard has not yet completed
		.1.. ....		MQAMISNEEDSRESPONSE	"X'40'" Indicates whether the sender requested that XCF manage the gathering of a response to this message: '1'B if XCF is managing the response, '0'B if not. If so, send a response using the IXCMSSGO service, specifying ORIGINATOR for the SENDTO keyword and supplying a RESPONSEID equal to the value provided in the MqaMidResponseID field below. Note that this flag reflects a specification made by the sender when the message was originally sent, and cannot be used to determine whether the desired response was sent or received.
		..1. ....		MQAMISISARESPONSE	"X'20'" Indicates whether this message is a response that is being managed by XCF: '1'B if it is an XCF managed response, '0'B if not.
		...1 ....		MQAMISDELIVERED	"X'10'" '1'B if some portion of the message was delivered by message-in service, '0'B if none of the message was delivered
		.... 1...		MQAMISSAVED	"X'08'" '1'B if the message was saved with the message control SAVEMSG service.
49	(31)	BITSTRING	2		Reserved.
52	(34)	X'24'	0	MQAMSGINSUMMARY_LEN	"*-MQAMSGINSUMMARY"
16	(10)	BITSTRING	1	MQAMSGINSUMMARY1(0)	
16	(10)	CHARACTER	36		Mapped by MqaMsgInSummary

Table 192. Structure MQAENTRY (continued)

Offset Dec	Offset Hex	Type	Len	Name (Dim)	Description
52	(34)	CHARACTER	64	MQAMIS1_MSGTAG	User defined message tag associated with the message. Contains a copy of the data specified for the MSGTAG keyword when the message control service (IXCMSGC) was invoked to save the message. Valid when MQAALEVEL > 0.
116	(74)	SIGNED	4	MQAMIS1_TRACETHREAD	XCF trace thread associated with message
120	(78)	CHARACTER	28		reserved
120	(78)	X'84'	0	MQAMSGINSUMMARY1_LEN	"*-MQAMSGINSUMMARY1"
Message In Detail					
16	(10)	BITSTRING	1	MQAMSGINDETAIL(0)	
16	(10)	CHARACTER	16	MQAMIDTOKEN	Token used to identify this message to the message-control service (IXCMSGC).
32	(20)	CHARACTER	8	MQAMIDUSERDATA	User data associated with the message. This is the data specified for the USERDATA keyword when the IXCMSGC service was invoked to save the message.
40	(28)	SIGNED	4	MQAMIDMLEN	Total number of bytes of message data available (remaining) for delivery via the message-in service.
44	(2C)	CHARACTER	8	MQAMIDSOURCE	Member token of the member that sent this message.
52	(34)	CHARACTER	32	MQAMIDMSGCNTL	MSGCNTL value from originator of the signal
84	(54)	BITSTRING	1		Reserved.
85	(55)	BITSTRING	3	MQAMIDFLAGS(0)	Flags describing characteristics of the message or its delivery.
		1... ....		MQAMIDDISCARDPENDING	"X'80'" Indicates that the Msg was saved by the IXCMSGC service and was later discarded but the discard has not yet completed
		.1.. ....		MQAMIDNEEDSRESPONSE	"X'40'" Indicates whether the sender requested that XCF manage the gathering of a response to this message: '1'B if XCF is managing the response, '0'B if not. If so, send a response using the IXCMSGO service, specifying ORIGINATOR for the SENDTO keyword and supplying a RESPONSEID equal to the value provided in the MqaMidResponseID field below. Note that this flag reflects a specification made by the sender when the message was originally sent, and cannot be used to determine whether the desired response was sent or received.
		..1. ....		MQAMIDISARESPONSE	"X'20'" Indicates whether this message is a response that is being managed by XCF: '1'B if it is an XCF managed response, '0'B if not.
		...1 ....		MQAMIDDELIVERED	"X'10'" '1'B if some portion of the message was delivered by message-in service, '0'B if none of the message was delivered
		.... 1...		MQAMIDSAVED	"X'08'" '1'B if the message was saved with the message control SAVEMSG service.

Table 192. Structure MQAENTRY (continued)

Offset Dec	Offset Hex	Type	Len	Name (Dim)	Description
85	(55)	BITSTRING	2		Reserved.
88	(58)	CHARACTER	24	MQAMIDRESPONSEID	Message Response ID. Valid when the MqaMidNeedsResponse flag is '1'B, otherwise undefined. Specify this value for the RESPONSEID keyword when invoking the message-out service (IXCMSSGO) to reply to this message.
88	(58)	X'60'	0	MQAMSGINDETAIL_LEN	"*-MQAMSGINDETAIL"
16	(10)	BITSTRING	1	MQAMSGINDETAIL1(0)	
16	(10)	CHARACTER	96		Mapped by MqaMsgInDetail
112	(70)	CHARACTER	64	MQAMID1_MSGTAG	User defined message tag associated with the message. Contains a copy of the data specified for the MSGTAG keyword when the message control service (IXCMSSGC) was invoked to save the message. Valid when MQAALEVEL > 0.
176	(B0)	SIGNED	4	MQAMID1_TRACETHREAD	XCF trace thread associated with message
180	(B4)	CHARACTER	28		reserved
180	(B4)	X'C0'	0	MQAMSGINDETAIL1_LEN	"*-MQAMSGINDETAIL1"
<p style="text-align: center;">Message Out Detail</p> <p>This record has variable length. It is designed so that the user can set up a pointer to a table of target/response entries. The entire table is contained within this one record. First target/response entry is found as follows:  Tb1Entryptr = addr(MqaEntry) + MqaModTb1Offset  Subsequent entries are located as follows:  Tb1Entryptr = Tb1Entryptr + MqaModEntLen</p>					
16	(10)	BITSTRING	1	MQAMSGOUTDETAIL(0)	
16	(10)	CHARACTER	16	MQAMODTOKEN	Token used to identify this message and any associated responses to other XCF services (such as IXCMSSGC).
32	(20)	BITSTRING	8	MQAMODUSERDATA	User data associated with the message. Contains a copy of the data specified for the USERDATA keyword when the message-out service (IXCMSSGO) was invoked to send the message or as modified by the message control service (IXCMSSGC) when message was saved or completed.
40	(28)	BITSTRING	4	MQAMODFLAGS(0)	Flags describing characteristics of the message
40	(28)	BITSTRING	1	MQAMODFLAGS0(0)	
		1... ....		MQAMODBROADCAST	"X'80'" Indicates that the sender specified SENDTO(GROUP) on the IXCMSSGO invocation.
		.1.. ....		MQAMODGETRESPONSE	"X'40'" Indicates whether the sender of this message requested XCF management of responses.
		..1. ....		MQAMODISARESPONSE	"X'20'" Indicates whether this message is a response being managed by XCF.
		...1 ....		MQAMODSENDPENDING	"X'10'" Desired send(s) not initiated by the message-out service.
		.... 1...		MQAMODRESPPENDING	"X'08'" Expected response(s) not received.

Table 192. Structure MQAENTRY (continued)

Offset Dec	Offset Hex	Type	Len	Name (Dim)	Description
		.... .1..		MQAMODCOMPLETED	"X'04'" Indicates whether message considered to be complete. Note that this flag is not mutually exclusive with the Send/RespPending flags since completion may have been forced or the message may have timed out.
		.... ..1.		MQAMODTIMEDOUT	"X'02'" '1'B if the message did not complete within the time-out period.
		.... ...1		MQAMODCANCELLED	"X'01'" '1'B if the message did not complete before the message-out request was cancelled.
41	(29)	BITSTRING	1	MQAMODFLAGS1(0)	
		1... ....		MQAMODNOTIFYBYEXIT	"X'80'" Sender requested notification by exit when complete
		.1.. ....		MQAMODDISCARDPENDING	"X'40'" Indicates that the message was marked for discard but the discard has not yet completed.
		..1. ....		MQAMODSUCCESSFUL	"X'20'" Indicates whether the request completed successfully where no sends were rejected and all responses were received for broadcast get response requests or no sends were rejected for broadcast noresponse requests
		...1 ....		MQAMODSAVED	"X'10'" Message was saved.
		.... 1...		MQAMODASYNCMSGACCESS	"X'08'" Indicates whether XCF accessed user storage describing/containing the message from a unit of work asynchronous to the IXCMG0/IXCMG0X service routines.
42	(2A)	BITSTRING	1	MQAMODFLAGS2	
43	(2B)	BITSTRING	1	MQAMODFLAGS3	
44	(2C)	SIGNED	4	MQAMODMLN	Number of bytes of message data for message-out request
48	(30)	BITSTRING	8	MQAMODSOURCE	Member token of the sending member.
56	(38)	CHARACTER	32	MQAMODMSGCNTL	Message control data from the message out request
88	(58)	SIGNED	4	MQAMOD#TARGETS	Number of targets for message (including skipped targets).
92	(5C)	SIGNED	4		Reserved.
96	(60)	SIGNED	4	MQAMODTBLOFFSET	Offset of table containing target/response information for this message. Offset is from the start of the MqaEntry that contains the MqaMsgoutDetail record. Entries in the table are mapped by one of the following: MqaTargOnlyEntry MqaTargRespEntry Use MqaModEntType to determine which mapping should be used.
100	(64)	CHARACTER	1		Reserved
101	(65)	BITSTRING	1	MQAMODENTTYPE	Code that identifies which mapping to use for the entries in the table of target/response data
102	(66)	SIGNED	2	MQAMODENTLEN	Length in bytes of an individual entry in the table containing target/response information. Use this value when iterating through records. DO NOT hard code length of the records.
102	(66)	X'58'	0	MQAMSGOUTDETAIL_LEN	"*-MQAMSGOUTDETAIL"
16	(10)	BITSTRING	1	MQAMSGOUTDETAIL1(0)	
16	(10)	CHARACTER	88		Mapped by MqaMsgOutDetail

Table 192. Structure MQAENTRY (continued)

Offset Dec	Offset Hex	Type	Len	Name (Dim)	Description
104	(68)	CHARACTER	64	MQAMOD1_MSGTAG	User defined message tag associated with the message. Contains a copy of the data specified for the MSGTAG keyword when the message control service (IXCMSGC) was invoked to save the message. Valid when MQAALEVEL > 0.
168	(A8)	SIGNED	4	MQAMOD1_TRACETHREAD	XCF trace thread associated with message
172	(AC)	CHARACTER	28		reserved
172	(AC)	X'1'	0	MQAMODKENTTYPETARGONLY	"1" Use MqaTargOnlyEntry
172	(AC)	X'2'	0	MQAMODKENTTYPETARGRESP	"2" Use MqaTargRespEntry
172	(AC)	X'B8'	0	MQAMSGOUTDETAIL1_LEN	"*-MQAMSGOUTDETAIL1"

Table 193. Structure MQATARGONLYENTRY

Offset Dec	Offset Hex	Type	Len	Name (Dim)	Description
0	(0)	STRUCTURE	0	MQATARGONLYENTRY	Entry to describe result of send to one particular target member.
0	(0)	BITSTRING	8	MQATOTARGET	Target member token.
8	(8)	BITSTRING	4	MQATOSENDSTATUS(0)	Status of the message send
8	(8)	BITSTRING	2	MQATOSENDFLAGS(0)	
		1... ....		MQATOSENDINITIATED	"X'80'" '1'B if XCF initiated the send to this target member. It is not necessarily the case that the initiated send was successful.
		.1.. ....		MQATOSENDSKIPPED	"X'40'" '1'B if target member token is hexadecimal zero, indicating that sender wanted to skip an entry in a message-out target table.
		..1. ....		MQATOSENDPENDING	"X'20'" '1'B if the send to this target member is pending. XCF has not initiated the send. The message is eligible to be sent.
		...1 ....		MQATOSENDREJECTED	"X'10'" '1'B if the send to this target member is rejected. The message is not eligible to be sent.
		.... 1...		MQATOSENDASYNCSMSGACCESS	"X'08'" '1'B if an AsyncMsgAccess send to this target member was started
8	(8)	BITSTRING	1		Reserved.
10	(A)	BITSTRING	1		Reserved.
11	(B)	BITSTRING	1	MQATOSENDRETCODE	Return code from message-out service (IXCMSSGO) with respect to the send to this particular target.
12	(C)	SIGNED	4	MQATOSENDRSNCODE	Valid if MqaToSendRetcode is nonzero. If so, contains failing reason code from message-out service.
12	(C)	X'10'	0	MQATARGONLYENTRY_LEN	"*-MQATARGONLYENTRY"

Table 194. Structure MQATARGRESPENTRY

Offset Dec	Offset Hex	Type	Len	Name (Dim)	Description
0	(0)	STRUCTURE	0	MQATARGRESPENTRY	Entry to describe result of send to and response from one target member.
0	(0)	BITSTRING	8	MQATRTARGET	Target member token.
8	(8)	BITSTRING	4	MQATRSENDSTATUS(0)	Status of the message send

Table 194. Structure MQATARGRESPENTRY (continued)

Offset Dec	Offset Hex	Type	Len	Name (Dim)	Description
8	(8)	BITSTRING	2	MQATRSEND_FLAGS(0)	
		1... ....		MQATRSENDINITIATED	"X'80'" '1'B if XCF initiated the send to this target member. It is not necessarily the case that the initiated send was successful.
		.1.. ....		MQATRENDSKIPPED	"X'40'" '1'B if target member token is hexadecimal zero, indicating that sender wanted to skip an entry in a message-out target table.
		..1. ....		MQATRENDEPENDING	"X'20'" '1'B if the send to this target member is pending. XCF has not initiated the send. The message is still eligible to be sent.
		...1 ....		MQATRENDEJECTED	"X'10'" '1'B if the send to this target member is rejected. The message is not eligible to be sent.
		.... 1...		MQATRENDEASYNCMSGACCESS	"X'08'" '1'B if an AsyncMsgAccess send to this target member was started
8	(8)	BITSTRING	1		Reserved.
10	(A)	BITSTRING	1		Reserved.
11	(B)	BITSTRING	1	MQATRENDETRCODE	Return code from message-out service (IXCMGSO) with respect to the send to this particular target.
12	(C)	SIGNED	4	MQATRENDRSNCODE	Valid if MqaToSendRetcode is nonzero. If so, contains failing reason code from message-out service.
16	(10)	BITSTRING	4	MQATRRSPSTATUS(0)	Status of response message
16	(10)	BITSTRING	2	MQATRRSP_FLAGS(0)	Status of response.
		1... ....		MQATRRSPEXPECTED	"X'80'" '1'B if XCF expected the target member to respond, '0'B if not.
		.1.. ....		MQATRRSPRECEIVED	"X'40'" '1'B if a response was received by XCF, '0'B if not.
		..1. ....		MQATRRSPAAVAILABLE	"X'20'" '1'B if the associated response is available, '0'B if not. If the response was received but the associated response is not available, the response was delivered, saved, or discarded.
		...1 ....		MQATRRSPDELIVERED	"X'10'" '1'B if some portion of the response was delivered by message-in service, '0'B if none of the response was delivered
		.... 1...		MQATRRSPSAVED	"X'08'" '1'B if the response was saved with the message control SAVMSG service.
		.... .1..		MQATRRSPDISCARDED	"X'04'" '1'B if the response was discarded with the message control DISCARDMSG service.
16	(10)	BITSTRING	1		Reserved.
18	(12)	BITSTRING	1		Reserved.
19	(13)	BITSTRING	1	MQATRRSPCODE	Code to explain why XCF believes the response was not received. See MnpkRespCode constants defined in IXCYMNPL macro. Valid when MqaTrRespReceived is '0'B.
19	(13)	X'14'	0	MQATARGRESPENTRY_LEN	"*-MQATARGRESPENTRY"

Table 195. Structure MQATARGRESPENTRY1

Offset Dec	Offset Hex	Type	Len	Name (Dim)	Description
0	(0)	STRUCTURE	0	MQATARGRESPENTRY1	Target response entry for MQAA level 1
0	(0)	CHARACTER	20		Mapped by MqaTargRespEntry
20	(14)	SIGNED	4	MQATR1_RESPMLN	Total number of bytes of response message data available (remaining) for delivery via the message-in service. Valid when MqaTrRespAvailable is '1'B and MQAALEVEL > 0.
24	(18)	BITSTRING	8	MQATR1_RESPSRCE	Member token of originator of the response. Valid when MqaTrRespAvailable is '1'B and MQAALEVEL > 0.
32	(20)	CHARACTER	32	MQATR1_RESPCNTL	MSGCNTL value from originator of the response. Valid when MqaTrRespAvailable is '1'B and MQAALEVEL > 0.
64	(40)	CHARACTER	24		reserved
64	(40)	X'58'	0	MQATARGRESPENTRY1_LEN	"*-MQATARGRESPENTRY1"

Table 196. Cross Reference for IXCYMQAA

Name	Offset	Hex	Tag
MQAENTDATA	10		
MQAENTLEN	4		
MQAENTRY	0		
MQAENTRY_LEN	10		10
MQAENTTYPE	0		
MQAHDR	0		
MQAHDR_LEN	C		10
MQAHDR#ENTRIES	8		
MQAHDRENTOFFSET	C		
MQAHDRLN	0		
MQAHDRTLN	4		
MQAKLEVELMAX	10		1
MQAKLEVEL001	10		1
MQAKMAXLEVEL_DETAIL	10		1
MQAKMAXLEVEL_MSGIN	10		1
MQAKMAXLEVEL_MSGOUT	10		1
MQAKTYPEMID	10		4
MQAKTYPEMIS	10		2
MQAKTYPEMOD	10		3
MQAKTYPEMOS	10		1
MQAMIDDELIVERED	55		10
MQAMIDDISCARDPENDING	55		80
MQAMIDFLAGS	55		
MQAMIDISARESPONSE	55		20

Table 196. Cross Reference for IXCYMQAA (continued)

Name	Offset	Hex Tag
MQAMIDMLN	28	
MQAMIDMSGCNTL	34	
MQAMIDNEEDSRESPONSE	55	40
MQAMIDRESPONSEID	58	
MQAMIDSAVED	55	8
MQAMIDSOURCE	2C	
MQAMIDTOKEN	10	
MQAMIDUSERDATA	20	
MQAMID1_MSGTAG	70	
MQAMID1_TRACETHREAD	B0	
MQAMISDELIVERED	31	10
MQAMISDISCARDPENDING	31	80
MQAMISFLAGS	31	
MQAMISISARESPONSE	31	20
MQAMISNEEDSRESPONSE	31	40
MQAMISSAVED	31	8
MQAMISSOURCE	28	
MQAMISTOKEN	10	
MQAMISUSERDATA	20	
MQAMIS1_MSGTAG	34	
MQAMIS1_TRACETHREAD	74	
MQAMOD#TARGETS	58	
MQAMODASYNCSGACCESS	29	8
MQAMODBROADCAST	28	80
MQAMODCANCELLED	28	1
MQAMODCOMPLETED	28	4
MQAMODDISCARDPENDING	29	40
MQAMODENTLEN	66	
MQAMODENTTYPE	65	
MQAMODFLAGS	28	
MQAMODFLAGS0	28	
MQAMODFLAGS1	29	
MQAMODFLAGS2	2A	
MQAMODFLAGS3	2B	
MQAMODGETRESPONSE	28	40
MQAMODISARESPONSE	28	20
MQAMODKENTTYPETARGONLY	AC	1
MQAMODKENTTYPETARGRESP	AC	2
MQAMODMLN	2C	



Table 196. Cross Reference for IXCYMQAA (continued)

Name	Offset	Hex Tag
MQAMODMSGCNTL	38	
MQAMODNOTIFYBYEXIT	29	80
MQAMODRESPENDING	28	8
MQAMODSAVED	29	10
MQAMODSENDPENDING	28	10
MQAMODSOURCE	30	
MQAMODSUCCESSFUL	29	20
MQAMODTBLOFFSET	60	
MQAMODTIMEDOUT	28	2
MQAMODTOKEN	10	
MQAMODUSERDATA	20	
MQAMOD1_MSGTAG	68	
MQAMOD1_TRACETHREAD	A8	
MQAMOSASYNCSMSGACCESS	29	8
MQAMOSBROADCAST	28	80
MQAMOSCANCELLED	28	1
MQAMOSCOMPLETED	28	4
MQAMOSDISCARDPENDING	29	40
MQAMOSFLAGS	28	
MQAMOSFLAGS0	28	
MQAMOSFLAGS1	29	
MQAMOSFLAGS2	2A	
MQAMOSFLAGS3	2B	
MQAMOSGETRESPONSE	28	40
MQAMOSISARESPONSE	28	20
MQAMOSNOTIFYBYEXIT	29	80
MQAMOSRESPENDING	28	8
MQAMOSSAVED	29	10
MQAMOSSENDPENDING	28	10
MQAMOSSUCCESSFUL	29	20
MQAMOSTIMEDOUT	28	2
MQAMOSTOKEN	10	
MQAMOSUSERDATA	20	
MQAMOS1_MSGTAG	2C	
MQAMOS1_TRACETHREAD	6C	
MQAMSGINDETAIL	10	
MQAMSGINDETAIL_LEN	58	60
MQAMSGINDETAIL1	10	
MQAMSGINDETAIL1_LEN	B4	C0

Table 196. Cross Reference for IXCYMQAA (continued)

Name	Offset	Hex Tag
MQAMSGINSUMMARY	10	
MQAMSGINSUMMARY_LEN	34	24
MQAMSGINSUMMARY1	10	
MQAMSGINSUMMARY1_LEN	78	84
MQAMSGOUTDETAIL	10	
MQAMSGOUTDETAIL_LEN	66	58
MQAMSGOUTDETAIL1	10	
MQAMSGOUTDETAIL1_LEN	AC	B8
MQAMSGOUTSUMMARY	10	
MQAMSGOUTSUMMARY_LEN	2B	1C
MQAMSGOUTSUMMARY1	10	
MQAMSGOUTSUMMARY1_LEN	70	7C
MQATARGONLYENTRY	0	
MQATARGONLYENTRY_LEN	C	10
MQATARGRESPENTRY	0	
MQATARGRESPENTRY_LEN	13	14
MQATARGRESPENTRY1	0	
MQATARGRESPENTRY1_LEN	40	58
MQATOSENDASYNCSMSGACCESS	8	8
MQATOSENDFLAGS	8	
MQATOSENDINITIATED	8	80
MQATOSENDPENDING	8	20
MQATOSENDREJECTED	8	10
MQATOSENDRETCODE	B	
MQATOSENDRSNCODE	C	
MQATOSENDSKIPPED	8	40
MQATOSENDSTATUS	8	
MQATOTARGET	0	
MQATRRESPAVAILABLE	10	20
MQATRRESPCODE	13	
MQATRRESPDELIVERED	10	10
MQATRRESPDISCARDED	10	4
MQATRRESPEXPECTED	10	80
MQATRRESPFLAGS	10	
MQATRRESPRECEIVED	10	40
MQATRRESPSAVED	10	8
MQATRRESPSTATUS	10	
MQATRSENDASYNCSMSGACCESS	8	8
MQATRSENDFLAGS	8	

Table 196. Cross Reference for IXCYMQAA (continued)

Name	Offset	Hex Tag
MQATRSENDINITIATED	8	80
MQATRSENDPENDING	8	20
MQATRSENDREJECTED	8	10
MQATRSENDRETCODE	B	
MQATRSENDRSNCODE	C	
MQATRSENDSKIPPED	8	40
MQATRSENDSTATUS	8	
MQATRRTARGET	0	
MQATR1_RESPCNTL	20	
MQATR1_RESPMLEN	14	
MQATR1_RESPSRCE	18	

## IXCYMSGC information

### IXCYMSGC programming interface information

IXCYMSGC is a programming interface.

### IXCYMSGC heading information

<b>Common name:</b>	Constants for users of the IXCMSGC service
<b>Macro ID:</b>	IXCYMSGC
<b>DSECT name:</b>	N/A
<b>Owning component:</b>	Cross System Coupling Services (SCXCF)
<b>Eye-catcher ID:</b>	None
<b>Storage attributes:</b>	Main Storage: N/A
<b>Size:</b>	0 bytes
<b>Created by:</b>	N/A
<b>Pointed to by:</b>	N/A
<b>Serialization:</b>	None
<b>Function:</b>	Provides a list of constants for users of IXCMSGC

### IXCYMSGC mapping

Table 197. Structure

Offset Dec	Offset Hex	Type	Len	Name (Dim)	Description
0	(0)	STRUCTURE	0		

```

IXCYMSGC_1;;
IXCYMSGC Return and Reason Code definitions
NOTE carefully that bits 0-15 of
the reason code may contain component-diagnostic data and must not be
assumed to be 0. The constant IXCYMSGCRsnCodeMask is provided for
masking off the component-diagnostic data.

```

Table 197. Structure (continued)

Offset Dec	Offset Hex	Type	Len	Name (Dim)	Description
0	(0)	X'1'	0	IXCMSGCMINHOLDTIME	"1" min holdtime
0	(0)	X'E10'	0	IXCMSGCMAXHOLDTIME	"3600" max holdtime
0	(0)	X'E10'	0	IXCMSGCMAXHOLDTIMECS1	"3600" Max holdtime at initial release of XCF client/server interfaces
		.... ....		IXCMSGCRCSUCCESSFUL	"X'00000000" Meaning: Successful completion Action: None
		.... .1..		IXCMSGCRCWARNING	"X'00000004" Meaning: Warning, reason code in R0 Action: See reason code
		.... 1...		IXCMSGCRINVALIDPARMS	"X'00000008" Meaning: Invalid parameters, reason code in R0 Action: See reason code
		.... 11..		IXCMSGCRCEENVIRONMENTALERROR	"X'0000000C" Meaning: The current environment cause the request to fail. Action: See reason code
		...1 ....		IXCMSGCRCSYSTEMERROR	"X'00000010" Meaning: System error. XCF processing failure. Action: Save the reason code information, and contact the IBM support center.
0	(0)	BITSTRING	0	IXCMSGCRSNCODEMASK	"X'0000FFFF" Use this mask to isolate the non component-diagnostic portion of the reason code.
		.... .1..		IXCMSGCRSNANSAREATOOSMALL	"X'00000004" Meaning: The query request completed successfully. The ANSAREA provided was large enough to contain the header information (MqaHeader), but was not large enough to contain all the data that was requested. The MqaHdrTlen field indicates the total length of the output answer area that would have been needed to contain all the requested information. It is possible that only the MqaHeader#Entries would be zero. Action: Retry the request with an ANSAREA whose length is greater than or equal to the number of bytes indicated by MqaHdrTlen. Note that the amount of data to be returned can change dynamically, so that the length indicated by MqaHdrTlen may be too small for all the data when the request is tried again.
		.... 1...		IXCMSGCRSNMSGALREADYCOMPLETE	"X'00000008" Meaning: Message already completed. Action: None, Message COMPLETION requested for a message that was already completed.
		.... 11..		IXCMSGCRSNSAVEDMSGTIMEOUT	"X'0000000C" Meaning: HOLDTIME(CONTINUE) was specified for a SAVMSG request but the established HoldTime for the saved message has expired and the message will be discarded as soon as call exit processing completes. Action: Re-issue the SAVMSG request specifying HOLDTIME(INDEFINITE) or HOLDTIME(SET) to re-establish a new HOLDTIME which will allow the message represented by TOKEN to persist
		...1 1...		IXCMSGCRSNMSGDISCARDPENDING	

Table 197. Structure (continued)

Offset Dec	Offset Hex	Type	Len	Name(Dim)	Description
					"X'00000018'" Meaning: Message discard pending. An exit routine is currently processing the message. The message will be deleted as soon as the currently active message service (such as IXCMSTGI) completes. Action: None, the message is not available
	....	.1..		IXCMSTGCRSNMEMBERNOTACTIVE	"X'00000004'" Meaning: Member token does not identify an active member associated with the primary address space current when the Message-Control service was invoked. Action: Reissue the request with a correct member token.
	...1	.11.		IXCMSTGCRSNINAPPROPEXITROUTINENAME	"X'00000016'" Meaning: Inappropriate exit routine type. Action: The type of exit specified for a CALLEXIT request must be appropriate for the type of message to be processed. Messages saved by a message exit routine and responses saved by a notify exit routine must be processed by a message exit routine. A completed message-out request, or a saved message/response entity must be processed by a notify exit routine. Retry the request with the correct exit routine.
	..1.	....		IXCMSTGCRSNNOMSGRELEASEDMSGOX	"X'00000020'" Meaning: A RELEASEMSG request for a paused message-out request identified by TOKEN did not find a unit of work to release. Action: The system returns to the caller without releasing a unit of work
	..1.	.1..		IXCMSTGCRSNNOMSGRELEASEDCLIENT	"X'00000024'" Meaning: A RELEASEMSG request for a blocking IXCRECV or a paused IXSEND service call identified by SENDTOKEN did not find a unit of work to release. Action: The system returns to the caller without releasing a unit of work
	.1..	....		IXCMSTGCRSNRESERVEDFIELDNOTNULL	"X'00000040'" Meaning: Program error. A reserved field in the control parameter list is not zero. Action: Check to see if your program inadvertently overlaid the parameter list storage, and that it was assembled with the correct macro library for the release of MVS your program is running on.

Table 197. Structure (continued)

Offset Dec	Offset Hex	Type	Len	Name (Dim)	Description
0	(0)	BITSTRING	0	IXCMGCRSNBADPLISTALET	"X'00000100" Meaning: Program error. Your program is not running in primary ASC mode, and the ALET that qualifies the address of the control parameter list is neither zero nor associated with a valid public entry on the DU-AL or in a common area data space. Action: Ensure that: Your program is not intended to run in primary ASC mode, You specified SYSSTATE ASCENV=AR before issuing the IXCMGSC macro, and the ALET for the parameter list is a valid public entry on the DU-AL, is zero (primary address space ALET) or in a common area data space.
0	(0)	BITSTRING	0	IXCMGCRSNBADPLISTVERSION	"X'00000104" Meaning: Parameter list not valid. Version number in parameter list is not valid. The release level of XCF on which the caller is running does not support this version of the message control service. Action: Retry the request with the correct version.
0	(0)	BITSTRING	0	IXCMGCRSNBADPLISTFUNCCODE	"X'00000108" Meaning: Parameter list not valid. Function code not valid. Action: Retry the request
0	(0)	BITSTRING	0	IXCMGCRSNBADPLISTADDRESS	"X'0000010C" Meaning: Parameter list not accessible. storage is not addressable. Action: Make sure the parameter list is accessible to XCF and retry the request.
0	(0)	BITSTRING	0	IXCMGCRSNNOTENABLED	"X'0000011C" Meaning: The caller is not enabled. Action: Correct your program so that it does not issue IXCMGSC while it is disabled.
0	(0)	BITSTRING	0	IXCMGCRSNLOCKSHELD	"X'0000012C" Meaning: The caller is holding a lock. Action: Correct your program so that it does not issue IXCMGSC while holding any locks.
0	(0)	BITSTRING	0	IXCMGCRSNANSAREASMALLERTHANHEADER	"X'0000013C" Meaning: ANSAREA too small. Action: The answer area must be at least as long as the header record (MqaHeader). Retry the request with a larger answer area.
0	(0)	BITSTRING	0	IXCMGCRSNANSAREABADALET	"X'00000140" Meaning: ANSAREA not accessible. Action: The ALET of the ANSAREA is neither zero nor a valid entry on the Dispatchable Unit Access List (DU-AL), nor a valid entry for a common area data space. Retry the request with the correct ALET.
0	(0)	BITSTRING	0	IXCMGCRSNANSAREABADADDRESS	"X'00000148" Meaning: Error accessing ANSAREA. Action: Make sure the ANSAREA is accessible to XCF, and reissue the request.
0	(0)	BITSTRING	0	IXCMGCRSNMSGTAGBADALET	"X'00000150" Meaning: MSGTAG not accessible. Action: The ALET of the MSGTAG is neither zero nor a valid entry on the Dispatchable Unit Access List (DU-AL), nor a valid entry for a common area data space. Retry the request with the correct ALET.

Table 197. Structure (continued)

Offset Dec	Offset Hex	Type	Len	Name (Dim)	Description
0	(0)	BITSTRING	0	IXCMSGCRSNMSGTAGBADADDRESS	"X'00000152'" Meaning: Error accessing MSGTAG. Action: Make sure the MSGTAG is accessible to XCF, and reissue the request.
0	(0)	BITSTRING	0	IXCMSGCRSNMSGTAGFILTERBADALET	"X'00000154'" Meaning: MSGTAGFILTER not accessible. Action: The ALET of the MSGTAGFILTER is neither zero nor a valid entry on the Dispatchable Unit Access List (DU-AL), nor a valid entry for a common area data space. Retry the request with the correct ALET.
0	(0)	BITSTRING	0	IXCMSGCRSNMSGTAGFILTERBADADDRESS	"X'00000158'" Meaning: Error accessing MSGTAGFILTER. Action: Make sure the MSGTAGFILTER is accessible to XCF, and reissue the request.
0	(0)	BITSTRING	0	IXCMSGCRSNMSGTAGMASKBADALET	"X'00000160'" Meaning: MSGTAGMASK not accessible. Action: The ALET of the MSGTAGMASK is neither zero nor a valid entry on the Dispatchable Unit Access List (DU-AL), nor a valid entry for a common area data space. Retry the request with the correct ALET.
0	(0)	BITSTRING	0	IXCMSGCRSNMSGTAGMASKBADADDRESS	"X'00000168'" Meaning: Error accessing MSGTAGMASK. Action: Make sure the MSGTAGMASK is accessible to XCF, and reissue the request.
0	(0)	BITSTRING	0	IXCMSGCRSNTOKENBADALET	"X'00000170'" Meaning: SENDTOKEN not accessible. Action: The ALET of the SENDTOKEN is is neither zero nor a valid entry on the Dispatchable Unit Access List (DU-AL), nor a valid entry for a common area data space. Retry the request with the correct ALET.
0	(0)	BITSTRING	0	IXCMSGCRSNTOKENBADADDRESS	"X'00000172'" Meaning: Error accessing SENDTOKEN. Action: Make sure the SENDTOKEN is accessible to XCF, and reissue the request.
0	(0)	BITSTRING	0	IXCMSGCRSNTOKENNOTFORSAVEMSG	"X'00000200'" Meaning: TOKEN not valid for SAVEMSG service. Action: Verify that the token specified is the MsgIToken provided to the message exit or notify exit and retry the request with the correct Token.
0	(0)	BITSTRING	0	IXCMSGCRSNTOKENNOTFORDISCARDMSG	"X'00000204'" Meaning: TOKEN not valid for DISCARDMSG service. Action: Retry the request with the correct Token.
0	(0)	BITSTRING	0	IXCMSGCRSNTOKENFORCALLEXITINVALID	

Table 197. Structure (continued)

Offset Dec	Offset Hex	Type	Len	Name(Dim)	Description
					"X'00000208'" Meaning: TOKEN not valid for CALLEXIT service. CALLEXIT can be only be used for messages that were saved by a Notify or Message Exit via the SAVEMSG service. The TOKEN must be a RETMSGTOKEN that was returned by the SAVEMSG service. Action: Insure that that the token is one that was returned by a successful invocation of the SAVEMSG service.
0	(0)	BITSTRING	0	IXCMGCRSNMESSAGEUNAVAILABLE	
					"X'0000020C'" Meaning: Message not available. Message indicated by TOKEN does not exist. Message was either completely delivered, discarded, or saved. Action: Verify the token, if mis-specified reissue the request with a new correct TOKEN. For a RETMSGTOKEN or a saved token (RETMSGTOKEN), insure that the MEMENTOKEN identifies the member who was presented the token by XCF. If the message was saved, then a new message would be assigned and the RETMSGTOKEN returned by IXCMGCRS would have to be used. If the token is for a response and the associated message/response entity was saved or discarded, then the old response tokens are invalidated.
0	(0)	BITSTRING	0	IXCMGCRSNMESSAGETOKENINVALID	
					"X'00000210'" Meaning: TOKEN not valid. Action: Verify the token and retry the request with the correct Token.
0	(0)	BITSTRING	0	IXCMGCRSNSSENDTOKENINVALID	
					"X'00000212'" Meaning: SENDTOKEN not valid. The SENDTOKEN must be a token that was returned by the IXCMGCRS service via the RETMSGTOKEN keyword. Action: Verify the SENDTOKEN and retry the request with the correct SENDTOKEN.
0	(0)	BITSTRING	0	IXCMGCRSNTOKENNOTFORFORCECOMPLETION	
					"X'00000220'" Meaning: Message TOKEN not valid for Force Completion. The message token must be a token that was returned by the IXCMGCRS service via the RETMSGTOKEN keyword. Action: Verify the token and retry the request with the correct Token.
0	(0)	BITSTRING	0	IXCMGCRSNTOKENNOTFORRELEASEMSG	
					"X'00000224'"
					Meaning: Message TOKEN not valid for Release Message (RELEASEMSG). The message token must be a token that was returned by the IXCMGCRS service via the RETMSGTOKEN keyword or a token that was returned by the IXCMGCRS service via the RETMSGTOKEN keyword. Action: Verify the token and retry the request with the correct Token.
0	(0)	BITSTRING	0	IXCMGCRSNBADRETMSGTOKENALET	
					"X'00000308'" Meaning: The ALET that qualifies the address of the RETMSGTOKEN is neither zero nor a valid entry on the Dispatchable Unit Access List (DU-AL), nor a valid entry for a common area data space. Action: Retry the request with the correct ALET



Table 197. Structure (continued)

Offset Dec	Offset Hex	Type	Len	Name (Dim)	Description
0	(0)	BITSTRING	0	IXCMSCRSNBADRETMSTOKENADDRESS	"X'00000309'" Meaning: RETMSGTOKEN not accessible. The Message Control Service was not able to store a message token in the storage area indicated by RETMSGTOKEN. Action: The message would have already been saved and a new message token assigned. As such, the only way to get the new MESSAGE token is to do an IXCMSCG query looking for UDATA that matched the one specified.
0	(0)	BITSTRING	0	IXCMSCRSNBADEXITFORCALLEXIT	"X'0000030A'" Meaning: For a CALLEXIT request, XCF attempted to call the exit but the message or notify exit abended. The exit address could be invalid or the exit may have done some processing. The specified message may have been processed by the exit routine before it abended. As such, the token may or may not specify a currently valid message. Action: Verify the exit address and attempt the CallExit request again.
0	(0)	BITSTRING	0	IXCMSCRSNTASKMODECALLEXITWITHFRR	"X'0000030E'" Meaning: For a CALLEXIT request that was made in Task mode, the caller had an FRR established. Action: Correct your program so that it does not issue IXCMSCG Request(CALLEXIT) with FRRs established while in Task mode.
0	(0)	BITSTRING	0	IXCMSCRSNMSGNOTAVAILOTHEREXIT	"X'00000C04'" Meaning: Message not available. Action: Another exit routine is currently processing the message. Try again later.
0	(0)	BITSTRING	0	IXCMSCRSNNOUSERMSGSPACEAVAIL	"X'00000C08'" Meaning: No user message space available. All the message storage space managed by XCF on behalf of the member are full. Action: Use the Message Control DISCARDMSG Service to discard one or more messages in order to make more storage available.
0	(0)	BITSTRING	0	IXCMSCRSNDUALCANNOTBEEXPANDED	"X'00000C0C'" Meaning: Unable to process a CALLEXIT, QUERYMSG, or COMPLETION request. A STOKEN that is required to be added to the current DUAL (Dispatchable Unit Access List) could not be added due to the DUAL being full or not expandable. Action: Try again later or remove an entry from the DUAL and try again.
0	(0)	BITSTRING	0	IXCMSCRSNNOWORKINGSTORAGE	"X'00000C10'" Meaning: A IXCMSCG QUERY request could not be performed because XCF could not obtain working storage in the XCF address space. Action: Try again later
0	(0)	BITSTRING	0	IXCMSCRSNTOKENNOTFORQUERYMSG	"X'00000C14'" Meaning: TOKEN not valid for QUERYMSG Action: Retry the request with the correct Token.

Table 197. Structure (continued)

Offset Dec	Offset Hex	Type	Len	Name (Dim)	Description
0	(0)	BITSTRING	0	IXCMGCRSNMESSAGEPENDING	"X'00000C18'" Meaning: The message is not complete. Invoke the IXCMGSC CALLEXIT service after the message is complete
0	(0)	BITSTRING	0	IXCMGCRSNBADMQAALevel	"X'00000C1C'" Meaning: MQAALevel specified for the QUERYMSG service was not valid. Action: Retry the request with a MQAALevel that is supported by the local system
0	(0)	BITSTRING	0	IXCMGCRSNHOLDTIMENOTSET	"X'00000C1D'" Meaning: HOLDTIME(Continue) was specified when a HOLDTIME had not previously been established for the message identified by TOKEN on a prior Message Control SAVEMSG request. Action: Retry the request specifying HOLDTIME(SET) to establish a HOLDTIME or omit the HOLDTIME(Continue) keyword to allow the request to save the message indefinitely.
0	(0)	BITSTRING	0	IXCMGCRSNHOLDTIMEINVALID	"X'00000C1E'" Meaning: HOLDTIME(SET) was specified with an invalid TIME value. TIME must be a non-zero value. Action: Specify a TIME value that is non-zero.

Table 198. Cross Reference for IXCYMSGC

Name	Offset	Hex Tag
IXCMGSCMAXHOLDTIME	0	E10
IXCMGSCMAXHOLDTIMECS1	0	E10
IXCMGSCMINHOLDTIME	0	1
IXCMGSCRCENVIRONMENTALERROR	0	C
IXCMGSCRCINVALIDPARMS	0	8
IXCMGSCRCSUCCESSFUL	0	0
IXCMGSCRCSYSTEMERROR	0	10
IXCMGSCRCWARNING	0	4
IXCMGCRSNANSAREABADADDRESS	0	148
IXCMGCRSNANSAREABADALET	0	140
IXCMGCRSNANSAREASMALLERTHANHEADER	0	13C
IXCMGCRSNANSAREATOOSMALL	0	4
IXCMGCRSNBADEXITFORCALLEXIT	0	30A
IXCMGCRSNBADMQAALevel	0	C1C
IXCMGCRSNBADPLISTADDRESS	0	10C
IXCMGCRSNBADPLISTALET	0	100
IXCMGCRSNBADPLISTFUNCCODE	0	108
IXCMGCRSNBADPLISTVERSION	0	104
IXCMGCRSNBADRETMSTOKENADDRESS	0	309
IXCMGCRSNBADRETMSTOKENALET	0	308
IXCMGCRSNCODEMASK	0	FFFF
IXCMGCRSNDUALCANNOTBEEXPANDED	0	C0C

Table 198. Cross Reference for IXCYMSGC (continued)

Name	Offset	Hex Tag
IXCMGCRSNHOLDTIMEINVALID	0	C1E
IXCMGCRSNHOLDTIMENOTSET	0	C1D
IXCMGCRSNINAPPROPEXITROUTINENAME	0	16
IXCMGCRSNLOCKSHELD	0	12C
IXCMGCRSNMEMBERNOTACTIVE	0	4
IXCMGCRSNMESSAGEPENDING	0	C18
IXCMGCRSNMESSAGETOKENINVALID	0	210
IXCMGCRSNMESSAGEUNAVAILABLE	0	20C
IXCMGCRSNMSGALREADYCOMPLETE	0	8
IXCMGCRSNMSGDISCARDPENDING	0	18
IXCMGCRSNMSGNOTAVAILOTHEREXIT	0	C04
IXCMGCRSNMSGTAGBADADDRESS	0	152
IXCMGCRSNMSGTAGBADALET	0	150
IXCMGCRSNMSGTAGFILTERBADADDRESS	0	158
IXCMGCRSNMSGTAGFILTERBADALET	0	154
IXCMGCRSNMSGTAGMASKBADADDRESS	0	168
IXCMGCRSNMSGTAGMASKBADALET	0	160
IXCMGCRSNNOMSGRELEASEDCLIENT	0	24
IXCMGCRSNNOMSGRELEASEDMSGOX	0	20
IXCMGCRSNNOTENABLED	0	11C
IXCMGCRSNNOUSERMSGSPACEAVAIL	0	C08
IXCMGCRSNNOWORKINGSTORAGE	0	C10
IXCMGCRSNRESERVEDFIELDNOTNULL	0	40
IXCMGCRSNSAVEDMSGTIMEOUT	0	C
IXCMGCRSNSENDTOKENINVALID	0	212
IXCMGCRSNTASKMODECALLEXITWITHFRR	0	30E
IXCMGCRSNTOKENBADADDRESS	0	172
IXCMGCRSNTOKENBADALET	0	170
IXCMGCRSNTOKENFORCALLEXITINVALID	0	208
IXCMGCRSNTOKENNOTFORDISCARDMSG	0	204
IXCMGCRSNTOKENNOTFORFORCECOMPLETION	0	220
IXCMGCRSNTOKENNOTFORQUERYMSG	0	C14
IXCMGCRSNTOKENNOTFORRELEASEMSG	0	224
IXCMGCRSNTOKENNOTFORSAVEMSG	0	200

## IXCYNOTE information

### IXCYNOTE programming interface information

IXCYNOTE is a programming interface.

## IXCYNOTE heading information

**Common name:** XCF note pad mappings

**Macro ID:** IXCYNOTE

**DSECT name:** ixcynote\_tNotePadName

**Owning component:** Cross System Coupling Facility (SCXCF)

**Eye-catcher ID:** NONE

**Storage attributes:** Subpool: User-supplied  
Key: Key User-supplied  
Residency: User-supplied

**Size:**

```
IXCYNOTE_TDETAILSMODIFY#NOTES -- X'0020' bytes
IXCYNOTE_TNOTEPADNAME        -- X'0020' bytes
IXCYNOTE_TANSAREA            -- X'0040' bytes
IXCYNOTE_TWHYQUIESCED        -- X'0001' bytes
IXCYNOTE_TWHYIMPAIRED        -- X'0001' bytes
IXCYNOTE_TDETAILSRESUMED      -- X'0014' bytes
IXCYNOTE_TDETAILSQUIESCED     -- X'0020' bytes
IXCYNOTE_TDETAILSCONSTRAINED -- X'0018' bytes
IXCYNOTE_TDETAILSNOSAFAUTH    -- X'0014' bytes
IXCYNOTE_TDETAILSNORESOURCES  -- X'0020' bytes
IXCYNOTE_TDETAILSNOSTRUCTURES -- X'0008' bytes
IXCYNOTE_TDETAILSCRITERIA     -- X'000C' bytes
IXCYNOTE_TDETAILSDELETENP     -- X'0004' bytes
IXCYNOTE_TDETAILSACCESS       -- X'0004' bytes
IXCYNOTE_TDETAILSNOTE         -- X'000C' bytes
IXCYNOTE_TDETAILSNOTES        -- X'0010' bytes
IXCYNOTE_TDETAILSBUFLEN       -- X'0004' bytes
IXCYNOTE_TDATALOCATOR         -- X'0010' bytes
IXCYNOTE_TDATALOCATORS        -- X'0010' bytes
IXCYNOTE_TNOTEPADDATA         -- X'00E8' bytes
IXCYNOTE_TCONNECTDATA         -- X'00E8' bytes
IXCYNOTE_TNOTEDATA            -- X'0058' bytes
IXCYNOTE_TSYSCONNDATA         -- X'0010' bytes
IXCYNOTE_TSELECTBYTAGRANGE    -- X'0020' bytes
IXCYNOTE_TSELECTBYTAGMASK     -- X'0020' bytes
IXCYNOTE_TSELECTBYCONNECTIONID -- X'0020' bytes
IXCYNOTE_TSELECTIONCRITERIA   -- X'0024' bytes
```

**Created by:** User

**Pointed to by:**

**Serialization:** None required

**Function:** IXCYNOTE maps the data related to the XCF note pad interface (IXCNOTE).

## IXCYNOTE mapping

Table 199. Structure IXCYNOTE\_TNOTEPADNAME

Offset Dec	Offset Hex	Type	Len	Name (Dim)	Description
0	(0)	STRUCTURE	0	IXCYNOTE_TNOTEPADNAME	
0	(0)	CHARACTER	8	NPN_OWNER	Vendor/component owner
8	(8)	CHARACTER	8	NPN_APPLICATION	Application using note pad
16	(10)	CHARACTER	8	NPN_FUNCTION	Function within application

Table 199. Structure IXCYNOTE\_TNOTEPADNAME (continued)

Offset Dec	Offset Hex	Type	Len	Name (Dim)	Description
24	(18)	CHARACTER	8	NPN_QUALIFIER	Multiple instances or release
24	(18)	X'20'	0	IXCYNOTE_TNOTEPADNAME_LEN	"*-IXCYNOTE_TNOTEPADNAME"

Table 200. Structure IXCYNOTE\_TANSAREA

Offset Dec	Offset Hex	Type	Len	Name (Dim)	Description
0	(0)	STRUCTURE	0	IXCYNOTE_TANSAREA	Header for AnsArea returned by IXCNOTE
0	(0)	BITSTRING	1	AA_VERSION	Version of data within this header. Initially zero. May be nonzero in the future to indicate presence of new or changed information in the header.
1	(1)	CHARACTER	1		Reserved
2	(2)	SIGNED	2	AA_DETAILSFORMAT	Code to indicate what data (mapping) was stored in aa_Details. See constants whose names begin with ixcynote_kDetails.
4	(4)	SIGNED	4	AA_ANSAREASIZE	Number of bytes stored in the answer area
8	(8)	SIGNED	4	AA_OFFSETDATARECORD	This field is nonzero if the data record "expected" for a "successful" request was returned in the answer area. If nonzero, it indicates relative to the start of the answer area, the offset at which the data record was stored. If nonzero, this offset will be the same offset as reported in the first entry of the data locators array (ixcynote_tDataLocators). Note that this field being zero does not necessarily imply that no data records were returned.
12	(C)	SIGNED	4	AA_#DATALOCATORS	Number of data locators returned in aa_DataLocators.
16	(10)	SIGNED	4	AA_OFFSETDATALOCATORS	Relative to the start of the answer area, the offset at which the array of data locators can be found. Each locator can be used to locate a data record in the answer area. Valid for use if aa_#DataLocators is nonzero.
20	(14)	SIGNED	4	AA_ANSAREASIZENEED	Number of bytes of storage needed for the answer area. For cases where some but not all of the requested data records were returned, (ixcnoteRsnMoreData), this field indicates the number of bytes needed to hold all of the records that could have been stored in the AnsArea had it been large enough. For cases where no data records were returned because the answer area was too small (ixcnoteRsnAnsLenMore), this field indicates the minimum number of bytes required in order to obtain the minimum required number of data records. Reissuing the request with an AnsArea at least as large as this minimum size will allow some data to be returned. Depending on the request, this minimum size may not be large enough to hold all of the relevant records that could be returned. In all other cases, the content of this field is undefined.
24	(18)	CHARACTER	8		Reserved

Table 200. Structure IXCYNOTE\_TANSAREA (continued)

Offset Dec	Offset Hex	Type	Len	Name(Dim)	Description
32	(20)	CHARACTER	32	AA_DETAILS	Contains additional data about the result of the request. Content will vary according to the type and result of the IXCNOTE request that was issued. A nonzero value in aa_DetailsFormat indicates that aa_Details contains data. That value also indicates which of the ixcynote_tDetails mappings should be used to interpret aa_details.
32	(20)	X'40'	0	IXCYNOTE_TANSAREA_LEN	"*-IXCYNOTE_TANSAREA"

Table 201. Structure IXCYNOTE\_TWHYQUIESCED

Offset Dec	Offset Hex	Type	Len	Name(Dim)	Description
0	(0)	STRUCTURE	0	IXCYNOTE_TWHYQUIESCED	Flags to indicate why a connection is quiesced
		1... ....		WQ_BEINGCREATED	"X'80'" ON if the note pad or connection is still in the midst of being created.
		.1... ....		WQ_NOTEPADPROCESS	"X'40'" ON if the note pad is engaged in a process (such as structure rebuild) that would elongate normal response times for note requests.
		..1. ....		WQ_NOTEPADACCESS	"X'20'" ON if the system does not have access to the coupling facility structure that contains the note pad.
		...1 ....		WQ_BEINGDELETED	"X'10'" ON if the note pad or connection is in the midst of being deleted
		.... ...1		WQ_CATALOGACCESS	"X'01'" ON if system does not have access to the coupling facility structure that XCF uses to manage note pads.
1	(1)	X'1'	0	IXCYNOTE_TWHYQUIESCED_LEN	"*-IXCYNOTE_TWHYQUIESCED"

Table 202. Structure IXCYNOTE\_TWHYIMPAIRED

Offset Dec	Offset Hex	Type	Len	Name(Dim)	Description
0	(0)	STRUCTURE	0	IXCYNOTE_TWHYIMPAIRED	Flags to indicate why a connection is impaired
		1... ....		WI_FORCONSTRAINTS	"X'80'" ON if the connection is impaired because XCF cannot currently provide the number of notes requested by the creator of the note pad.
Possible values for aa_DetailsFormat					
0	(0)	X'0'	0	IXCYNOTE_KDETAILSNONE	"0" none provided
0	(0)	X'1'	0	IXCYNOTE_KDETAILSRESUMED	"1"
0	(0)	X'2'	0	IXCYNOTE_KDETAILSQUIESCED	"2"
0	(0)	X'3'	0	IXCYNOTE_KDETAILSCONSTRAINED	"3"
0	(0)	X'4'	0	IXCYNOTE_KDETAILSNOSAFAUTH	"4"
0	(0)	X'5'	0	IXCYNOTE_KDETAILSNORESOURCES	"5"
0	(0)	X'6'	0	IXCYNOTE_KDETAILSNOSTRUCTURES	"6"

Table 202. Structure IXCYNOTE\_TWHYIMPAIRED (continued)

Offset Dec	Offset Hex	Type	Len	Name (Dim)	Description
0	(0)	X'7'	0	IXCYNOTE_KDETAILSCRITERIA	"7"
0	(0)	X'8'	0	IXCYNOTE_KDETAILSDELETENP	"8"
0	(0)	X'9'	0	IXCYNOTE_KDETAILSACCESS	"9"
0	(0)	X'A'	0	IXCYNOTE_KDETAILSNOTE	"10"
0	(0)	X'B'	0	IXCYNOTE_KDETAILSNOTES	"11"
0	(0)	X'C'	0	IXCYNOTE_KDETAILSBUFLN	"12"
0	(0)	X'D'	0	IXCYNOTE_KDETAILSMODIFY#NOTES	"13"
1	(1)	X'1'	0	IXCYNOTE_TWHYIMPAIRED_LEN	"*-IXCYNOTE_TWHYIMPAIRED"

Table 203. Structure IXCYNOTE\_TDETAILSRESUMED

Offset Dec	Offset Hex	Type	Len	Name (Dim)	Description
0	(0)	STRUCTURE	0	IXCYNOTE_TDETAILSRESUMED	
0	(0)	BITSTRING	1	DR_RESUMECODE	Code indicating the event that triggered the resume.
1	(1)	CHARACTER	1	DR QUIESCED	flags to explain why connection is quiesced (1 byte)
2	(2)	CHARACTER	1	DR_IMPAIRED	flags to explain why the connection is impaired (1 byte)
3	(3)	CHARACTER	1		reserved
4	(4)	SIGNED	2	DR_TIMEOUTVALUE	TIMEOUT value specified for the IXCNOTE REQUEST=CONNECTION, REQTYPE=PAUSE request. Zero if TIMEOUT=XCF was specified or defaulted to.
6	(6)	CHARACTER	14		reserved

Possible values for dr\_ResumeCode

6	(6)	X'0'	0	IXCYNOTE_KRESUMENONE	"0"
6	(6)	X'1'	0	IXCYNOTE_KRESUMEREQUEST	"1" IXCNOTE RESUME
6	(6)	X'2'	0	IXCYNOTE_KRESUMENOTEPADFAILED	"2"
6	(6)	X'3'	0	IXCYNOTE_KRESUMEUNQUIESCED	"3"
6	(6)	X'4'	0	IXCYNOTE_KRESUMECONNECTORFAILED	"4"
6	(6)	X'5'	0	IXCYNOTE_KRESUMENOTEPADDELETED	"5"
6	(6)	X'6'	0	IXCYNOTE_KRESUMECONNECTORDELETED	"6"
6	(6)	X'8'	0	IXCYNOTE_KRESUMETIMEOUT	"8"
6	(6)	X'9'	0	IXCYNOTE_KRESUMESTRAVAIL	"9"
6	(6)	X'A'	0	IXCYNOTE_KRESUMENPAVAIL	"10"
6	(6)	X'B'	0	IXCYNOTE_KRESUMEBEINGDELETED	"11"
6	(6)	X'C'	0	IXCYNOTE_KRESUMEXCFERROR	"12"
6	(6)	X'14'	0	IXCYNOTE_TDETAILSRESUMED_LEN	"*-IXCYNOTE_TDETAILSRESUMED"

Table 204. Structure IXCYNOTE\_TDETAILSQUIESCED

Offset Dec	Offset Hex	Type	Len	Name(Dim)	Description
0	(0)	STRUCTURE	0	IXCYNOTE_TDETAILSQUIESCED	
0	(0)	CHARACTER	1	DQ_QUIESCED	Flags to indicate why connection is quiesced
1	(1)	CHARACTER	31		reserved
1	(1)	X'20'	0	IXCYNOTE_TDETAILSQUIESCED_LEN	"*-IXCYNOTE_TDETAILSQUIESCED"

Table 205. Structure IXCYNOTE\_TDETAILSCONSTRAINED

Offset Dec	Offset Hex	Type	Len	Name(Dim)	Description
0	(0)	STRUCTURE	0	IXCYNOTE_TDETAILSCONSTRAINED	
0	(0)	SIGNED	4	DC_#NOTESINUSE	Number of notes that currently exist in the note pad. May include notes that are pending deletion.
4	(4)	SIGNED	4	DC_#NOTESALLOWED	Maximum number of notes that the note pad is currently allowed to hold. This value will normally equal the number of notes requested by the creator of the note pad. This value may change during the life of the note pad.
8	(8)	SIGNED	4	DC_#ENTRIESINUSE	Number of list entries in use in the list structure that contains the note pad. Zero if data not provided. Some of the entries in use could be used by XCF for things other than notes.
12	(C)	SIGNED	4	DC_#ENTRIESALLOWED	Number of list entries that the structure can hold. This value may change during the life of the structure. Zero if data not provided. Not all of the entries allowed are necessarily available for notes.
16	(10)	SIGNED	4	DC_#ELEMENTSINUSE	Number of data elements in use in the list structure that contains the note pad. Zero if data not provided. Some of the elements in use could be used by XCF for things other than notes.
20	(14)	SIGNED	4	DC_#ELEMENTSALLOWED	Number of data elements that the structure can hold. This value may change during the life of the structure. Zero if data not provided. Not all of the elements allowed are necessarily available for notes.
20	(14)	X'18'	0	IXCYNOTE_TDETAILSCONSTRAINED_LEN	"*-IXCYNOTE_TDETAILSCONSTRAINED"

Table 206. Structure IXCYNOTE\_TDETAILSNOSAFAUTH

Offset Dec	Offset Hex	Type	Len	Name(Dim)	Description
0	(0)	STRUCTURE	0	IXCYNOTE_TDETAILSNOSAFAUTH	
0	(0)	SIGNED	4	DNSA_RCSAF	Return code from SAF
4	(4)	SIGNED	4	DNSA_RCRACF	Return code from RACF (or equivalent security product)
8	(8)	SIGNED	4	DNSA_RSRACF	Reason code from RACF (or equivalent security product)
12	(C)	CHARACTER	8		reserved
12	(C)	X'14'	0	IXCYNOTE_TDETAILSNOSAFAUTH_LEN	"*-IXCYNOTE_TDETAILSNOSAFAUTH"



Table 207. Structure IXCYNOTE\_TDETAILSNORESOURCES

Offset Dec	Offset Hex	Type	Len	Name(Dim)	Description
0	(0)	STRUCTURE	0	IXCYNOTE_TDETAILSNORESOURCES	
0	(0)	SIGNED	4	DNR_DIAGNOSTICID	Standard internal XCF diagnostic ID of provider of this data (meaningful to IBM service personnel).
4	(4)	SIGNED	4	DNR_RESOURCEID	Code to identify the particular resource that could not be obtained.
8	(8)	SIGNED	4	DNR_SERVICEID	Code to identify the service routine that provided the return and reason code below. The constants whose names begin with ixcynote_kServiceID identify the service that failed.
12	(C)	SIGNED	4	DNR_RETCODE	Return code from service that was called to get resource
16	(10)	SIGNED	4	DNR_RSNCODE	Reason code from service that was called to get resource
20	(14)	CHARACTER	12	DNR_DIAGNOSTICS	Additional diagnostic data for IBM service personnel.
Possible values for dnr_ServiceID. These codes identify the particular service that failed.					
20	(14)	X'1'	0	IXCYNOTE_KSERVICEID_STORAGE	"1" STORAGE macro
20	(14)	X'2'	0	IXCYNOTE_KSERVICEID_IEAVAPE	"2" IEAVAPE macro
20	(14)	X'3'	0	IXCYNOTE_KSERVICEID_IXLLSTE	"3" IXLLSTE macro
20	(14)	X'4'	0	IXCYNOTE_KSERVICEID_IXLLSTM	"4" IXLLSTM macro
20	(14)	X'5'	0	IXCYNOTE_KSERVICEID_CFRM	"5" CFRM policy
20	(14)	X'6'	0	IXCYNOTE_KSERVICEID_IXLFCOMP	"6" IXLFCOMP macro
20	(14)	X'7'	0	IXCYNOTE_KSERVICEID_IXLCONN	"7" IXLCONN macro
20	(14)	X'8'	0	IXCYNOTE_KSERVICEID_IXCSEND	"8" IXCSEND macro
20	(14)	X'9'	0	IXCYNOTE_KSERVICEID_IXCRECV	"9" IXCRECV macro
20	(14)	X'A'	0	IXCYNOTE_KSERVICEID_IARV64	"10" IARV64 macro
20	(14)	X'B'	0	IXCYNOTE_KSERVICEID_ALESERV	"11" ALESERV macro
20	(14)	X'C'	0	IXCYNOTE_KSERVICEID_IXLLSTC	"12" IXLLSTC macro
20	(14)	X'D'	0	IXCYNOTE_KSERVICEID_IXLUSYNC	"13" IXLUSYNC macro
20	(14)	X'E'	0	IXCYNOTE_KSERVICEID_IXCNOTE	"14" IXCNOTE macro
20	(14)	X'F'	0	IXCYNOTE_KSERVICEID_NOREPLY	"15" XCF Note Pad server was unable to provide a reply
20	(14)	X'20'	0	IXCYNOTE_TDETAILSNORESOURCES_LEN	

Table 207. Structure IXCYNOTE\_TDETAILSNORESOURCES (continued)

Offset Dec	Offset Hex	Type	Len	Name (Dim)	Description
					"*-IXCYNOTE_TDETAILSNORESOURCES"

Table 208. Structure IXCYNOTE\_TDETAILSNOSTRUCTURES

Offset Dec	Offset Hex	Type	Len	Name (Dim)	Description
0	(0)	STRUCTURE	0	IXCYNOTE_TDETAILSNOSTRUCTURES	
0	(0)	CHARACTER	4	DNS_FLAGS	
0	(0)	CHARACTER	1	DNS_FLAGS1	
Bit definitions:					
		1... ....		DNS_SYSCFXDEFINED	"X'80'" ON if note pad structure names of the form IXCNP_SYSCFxx are defined in the CFRM policy.
		.1.. ....		DNS_OWNERXXDEFINED	"X'40'" ON if note pad structure names of the form IXCNP_ownerxx are defined in the CFRM policy, where "owner" is extracted from the first section of the note pad name.
		..1. ....		DNS_STRNOTCONNECTED	"X'20'" ON if one or more of the candidate structures was unusable because the local system did not have connectivity to the coupling facility that contains it.
		...1 ....		DNS_STRNOTALLOCATED	"X'10'" ON if one or more of the candidate structures was unusable because it could not be allocated by XES.
		.... 1...		DNS_STRMORENOTES	"X'08'" ON if one or more of the candidate structures was unusable because it did not have sufficient note space
		.... .1..		DNS_STRMORELISTS	"X'04'" ON if one or more of the candidate structures was unusable because it did not have sufficient lists for another note pad
		.... ..1.		DNS_STRQUIESCED	"X'02'" ON if one or more of the candidate structures was unusable because it was quiesced.
1	(1)	CHARACTER	3		reserved
4	(4)	SIGNED	4	DNS_#STRUCTURES	count of the number of structures considered.
4	(4)	X'8'	0	IXCYNOTE_TDETAILSNOSTRUCTURES_LEN	
					"*-IXCYNOTE_TDETAILSNOSTRUCTURES"

Table 209. Structure IXCYNOTE\_TDETAILSCRITERIA

Offset Dec	Offset Hex	Type	Len	Name (Dim)	Description
0	(0)	STRUCTURE	0	IXCYNOTE_TDETAILSCRITERIA	
0	(0)	SIGNED	4	DC_CRITERIA#	Index of the entry in the criteria array that did not have valid content. Zero implies the content of ixcynote_tSelectionCriteria is not valid. Indices greater than zero identify the index of the criteria record that had the problem.
4	(4)	SIGNED	4	DC_CRITERIAPROBLEM	Code to indicate what was wrong with the indicated entry. See constants with names beginning with ixcynote_kDCCP

Table 209. Structure IXCYNOTE\_TDETAILSCRITERIA (continued)

Offset Dec	Offset Hex	Type	Len	Name (Dim)	Description
8	(8)	SIGNED	4	DC_ATTEMPTED#	Index of the last entry in the criteria array for which an attempt was made to perform the requested processing. Zero implies no notes were processed. Indices greater than zero identify the index of the criteria record that may have been processed.
8	(8)	X'1'	0	IXCYNOTE_KDCCP_BADTYPE	"1" sc_type invalid
8	(8)	X'2'	0	IXCYNOTE_KDCCP_BADRSVD	"2" reserved not zero
8	(8)	X'3'	0	IXCYNOTE_KDCCP_BAD#RECORDS	"3" sc_#records is 0 or exceeds maximum allowed for the specified sc_type
8	(8)	X'4'	0	IXCYNOTE_KDCCP_BADTAGRANGE	"4" mintag > maxtag
8	(8)	X'5'	0	IXCYNOTE_KDCCP_BADCONNECTIONID	"5" invalid format
8	(8)	X'6'	0	IXCYNOTE_KDCCP_BADSTG	"6" inaccessible
8	(8)	X'7'	0	IXCYNOTE_KDCCP_BADFILTERS	"7" sbcid_Filters excluded all possible notes
8	(8)	X'C'	0	IXCYNOTE_TDETAILSCRITERIA_LEN	"*-IXCYNOTE_TDETAILSCRITERIA"

Table 210. Structure IXCYNOTE\_TDETAILSDELETENP

Offset Dec	Offset Hex	Type	Len	Name (Dim)	Description
0	(0)	STRUCTURE	0	IXCYNOTE_TDETAILSDELETENP	
0	(0)	CHARACTER	4	DDNP_ATTRIBUTES	
Bit definitions:					
		1... ....		DDNP_HASCONNECTIONS	"X'80'" ON if the note pad has connections
		.1.. ....		DDNP_HASNOTES	"X'40'" ON if the note pad has notes
4	(4)	X'4'	0	IXCYNOTE_TDETAILSDELETENP_LEN	"*-IXCYNOTE_TDETAILSDELETENP"

Table 211. Structure IXCYNOTE\_TDETAILSACCESS

Offset Dec	Offset Hex	Type	Len	Name (Dim)	Description
0	(0)	STRUCTURE	0	IXCYNOTE_TDETAILSACCESS	
0	(0)	CHARACTER	4	DA_ATTRIBUTES	
Bit definitions:					
		1... ....		DA_CANREAD	"X'80'" ON if the connection has read access to the note pad. The connection can read notes.
		.1.. ....		DA_CANWRITE	"X'40'" ON if the connection has write access to the note pad. The connection can create, write, replace, and delete notes.

Table 211. Structure IXCYNOTE\_TDETAILSACCESS (continued)

Offset Dec	Offset Hex	Type	Len	Name (Dim)	Description
		..1. ....		DA_MUSTBEAUTHORIZED	"X'20'" ON if the program using the connection must be running in supervisor state or with a PKM allowing key 0..7. OFF implies the connection can be used by any program running in the address space associated with the connection.
0	(0)	X'4'	0	IXCYNOTE_TDETAILSACCESS_LEN	"*-IXCYNOTE_TDETAILSACCESS"

Table 212. Structure IXCYNOTE\_TDETAILSNOTE

Offset Dec	Offset Hex	Type	Len	Name (Dim)	Description
0	(0)	STRUCTURE	0	IXCYNOTE_TDETAILSNOTE	
0	(0)	CHARACTER	4	DN_ATTRIBUTES	
Bit definitions:					
		1... ....		DN_DEFERRED	"X'80'" ON if the request was deferred. For example, a request to delete a note might be deferred in order to ensure that XCF can properly track the maximum note tag value.
4	(4)	SIGNED	4	DN_#NOTESINUSE	This field is set for RC=0. Number of notes that currently exist in the note pad. May include notes that are pending deletion.
8	(8)	SIGNED	4	DN_#NOTESALLOWED	This field is set for RC=0. Maximum number of notes that the note pad is currently allowed to hold. This value will normally equal the number of notes requested by the creator of the note pad. This value may change during the life of the note pad.
8	(8)	X'C'	0	IXCYNOTE_TDETAILSNOTE_LEN	"*-IXCYNOTE_TDETAILSNOTE"

Table 213. Structure IXCYNOTE\_TDETAILSNOTES

Offset Dec	Offset Hex	Type	Len	Name (Dim)	Description
0	(0)	STRUCTURE	0	IXCYNOTE_TDETAILSNOTES	
0	(0)	SIGNED	4	DNOTES_#PROCESSED	The number of notes that were processed. For REQTYPE=READ, the number of note data records stored in the answer area. For REQTYPE=DELETE, the number of notes known to have been deleted by the request (if the request does not run to completion, this count could be low).
4	(4)	SIGNED	4	DNOTES_MAX#NOTESANSAREA	The maximum number of notes that can be stored in the specified ANSAREA.
8	(8)	SIGNED	4	DNOTES_MAX#NOTESBUFFER	The maximum number of notes that can be stored in the specified BUFFER, assuming each note is the maximum size supported by the note pad.
12	(C)	SIGNED	2	DNOTES_NOTEANSLEN	The number of bytes needed in the answer area for each note (data record size).
14	(E)	SIGNED	2	DNOTES_NOTEBUFLLEN	The number of bytes needed in the BUFFER area for each note (equals maximum note size supported by the note pad).
14	(E)	X'10'	0	IXCYNOTE_TDETAILSNOTES_LEN	"*-IXCYNOTE_TDETAILSNOTES"

Table 214. Structure IXCYNOTE\_TDETAILSBUFLN

Offset Dec	Offset Hex	Type	Len	Name (Dim)	Description
0	(0)	STRUCTURE	0	IXCYNOTE_TDETAILSBUFLN	
0	(0)	SIGNED	4	DBL_NOTEBUFLN	Content varies according to the problem detected and the type of request: If the input BUFLN value was NOT a multiple of 1024, equals the number of bytes of storage required to hold the content of the largest note supported by the note pad (the maximum note size). Otherwise: For REQUEST=NOTE with a REQTYPE of READ or DELETE, the number of bytes needed in the BUFFER area to obtain the content of the designated note. For REQTYPE of CREATE, WRITE, or REPLACE, equals the maximum note size. For REQUEST=NOTES with REQTYPE=READ, the minimum number of bytes needed in the buffer to read the next note.
0	(0)	X'4'	0	IXCYNOTE_TDETAILSBUFLN_LEN	"*-IXCYNOTE_TDETAILSBUFLN"

Table 215. Structure IXCYNOTE\_TDETAILSMODIFY#NOTES

Offset Dec	Offset Hex	Type	Len	Name (Dim)	Description
0	(0)	STRUCTURE	0	IXCYNOTE_TDETAILSMODIFY#NOTES	
0	(0)	SIGNED	4	DM#N_#NOTESINUSE	Number of notes that currently exist in the note pad. Zero if data not provided. May include notes that are pending deletion.
4	(4)	SIGNED	4	DM#N_#NOTESALLOWED	Maximum number of notes that the note pad is currently allowed to hold as a result of the MODIFY request.
8	(8)	SIGNED	4	DM#N_#ENTRIESINUSE	Number of list entries in use in the list structure that contains the note pad. Zero if data not provided. Some of the entries in use could be used by XCF for things other than notes.
12	(C)	SIGNED	4	DM#N_#ENTRIESALLOWED	Number of list entries that the structure can hold. This value may change during the life of the structure. Zero if data not provided. Not all of the entries are necessarily available for notes.
16	(10)	SIGNED	4	DM#N_#ELEMENTSINUSE	Number of data elements in use in the list structure that contains the note pad. Zero if data not provided. Some of the elements in use could be used by XCF for things other than notes.
20	(14)	SIGNED	4	DM#N_#ELEMENTSALLOWED	Number of data elements that the structure can hold. This value may change during the life of the structure. Zero if data not provided. Not all of the elements allowed are necessarily available for notes.
24	(18)	SIGNED	4	DM#N_#NOTESREQUESTED	This field is set for RC=C. This is the number of notes requested by the IXCNOTE REQTYPE=MODIFY request that did not complete successfully due to an environment error identified by the returned reason code.
28	(1C)	SIGNED	4	DM#N_#ENTRIESRESERVED	This field is set for RC=C. Number of data entries reserved for XCF and for note pads in the list structure that contains the note pad
28	(1C)	X'20'	0	IXCYNOTE_TDETAILSMODIFY#NOTES_LEN	

Table 215. Structure IXCYNOTE\_TDETAILSMODIFY#NOTES (continued)

Offset Dec	Offset Hex	Type	Len	Name (Dim)	Description
					"*-IXCYNOTE_TDETAILSMODIFY#NOTES"

Table 216. Structure IXCYNOTE\_TDATALOCATOR

Offset Dec	Offset Hex	Type	Len	Name (Dim)	Description
0	(0)	STRUCTURE	0	IXCYNOTE_TDATALOCATOR	
0	(0)	BITSTRING	1	DL_TYPE	Code to indicate how to map the data records that can be located via this locator. See constants whose names begin with ixcynote_kData.
1	(1)	BITSTRING	1	DL_LEVEL	Level of data provided in the data records. Initially zero. May be nonzero in the future to indicate presence of new or changed information in the data records. Different types of data records could have different levels.
2	(2)	SIGNED	2	DL_SIZE	Length in bytes of one data record. If more than one data record is returned, use this size to advance to the next data record.
4	(4)	SIGNED	4	DL_#RECORDS	Number of data records available at the indicated location.
8	(8)	CHARACTER	4		Reserved.
12	(C)	SIGNED	4	DL_OFFSET	Relative to the start of the AnsArea (ixcynote_tAnsArea), the offset at which the first data record of this type resides.
12	(C)	X'10'	0	IXCYNOTE_TDATALOCATOR_LEN	"*-IXCYNOTE_TDATALOCATOR"

Table 217. Structure IXCYNOTE\_TDATALOCATORS

Offset Dec	Offset Hex	Type	Len	Name (Dim)	Description
0	(0)	STRUCTURE	0	IXCYNOTE_TDATALOCATORS	
0	(0)	CHARACTER	16	DLN	Name by which to refer to the array of data locators returned in the answer area. Resides in the answer area at: address(AnsArea) + aa_OffsetDataLocators. Each entry in the array identifies the location and type of a data record that was returned in the answer area.

Possible values for dl\_Type (data record types)

0	(0)	X'1'	0	IXCYNOTE_KDATA_NOTEPAD	"1"
0	(0)	X'2'	0	IXCYNOTE_KDATA_CONNECT	"2"
0	(0)	X'3'	0	IXCYNOTE_KDATA_NOTE	"3"
0	(0)	X'4'	0	IXCYNOTE_KDATA_SYSCONN	"4"
0	(0)	X'0'	0	IXCYNOTE_KAA_VERSION0	"0"
0	(0)	X'10'	0	IXCYNOTE_KDATALOCATORLEN	"16"
0	(0)	X'10'	0	IXCYNOTE_TDATALOCATORS_LEN	"*-IXCYNOTE_TDATALOCATORS"

Table 218. Structure IXCYNOTE\_TNOTEPADDATA

Offset Dec	Offset Hex	Type	Len	Name (Dim)	Description
0	(0)	STRUCTURE	0	IXCYNOTE_TNOTEPADDATA	note pad data

Table 218. Structure IXCYNOTE\_TNOTEPADDATA (continued)

Offset Dec	Offset Hex	Type	Len	Name (Dim)	Description
0	(0)	CHARACTER	8		Reserved (type, size, group)
8	(8)	CHARACTER	32	NPD_NAME	Name of note pad, mapped by ixcynote_tNotePadName.
40	(28)	CHARACTER	32	NPD_DESCRIPTION	Description of note pad (from IXCNOTE DESCRIPTION).
72	(48)	CHARACTER	64	NPD_INFO	Information about the note pad provided by the creator (from IXCNOTE INFO).
136	(88)	SIGNED	4	NPD_REQUIRED#NOTES	Number of notes required for the note pad. Initially the number of notes requested by the creator of the note pad (#NOTES). When npd_Modifying#Notes is ON, npd_Required#Notes will not reflect the results of the MODIFY #NOTES request until the modify completes. (npd_Modifying#Notes OFF)
140	(8C)	CHARACTER	4		Reserved
144	(90)	SIGNED	4	NPD_#NOTESINUSE	Number of notes that currently exist in the note pad. May include notes that are pending deletion. Contains valid data if npd_Valid#Notes is ON.
148	(94)	SIGNED	4		Reserved
152	(98)	CHARACTER	4	NPD_FLAGS	
Bit definitions:					
		1... ....		NPD_VALID#NOTES	"X'80'" ON if npd_#NotesInUse is valid for use. OFF if the data is not available.
		.1... ....		NPD_VALIDMAXTAG	"X'40'" ON if npd_MaxTag field is valid for use. Off if the data is not available.
		..1. ....		NPD_VALIDLOSSCONNDELETE	"X'20'" ON when npd_LossConnDelete is valid
156	(9C)	CHARACTER	4	NPD_ATTRIBUTES	
156	(9C)	CHARACTER	1	NPD_ATTRIBUTES1	
Bit definitions:					
		1... ....		NPD_MULTIWRITE	"X'80'" ON if the creator of the note pad specified MULTIWRITE=YES. OFF if MULTIWRITE=NO was specified. ON implies the note pad can be used by one or more connectors all of whom are allowed to create, write, or replace notes in the note pad (ACCESS=UPDATE). OFF implies the note pad can have at most one connector with update access. In either case, the note pad can have multiple connectors who are allowed to read notes in the note pad (ACCESS=READ).
		.1... ....		NPD_TAGGINGUSER	"X'40'" ON if the creator of the note pad specified TAGGING=USER, in which case connectors are responsible for assigning note tag values. OFF if TAGGING=XCF was specified, in which case XCF assigns the note tags.
		..1. ....		NPD_TRACKTAGCURRENT	"X'20'" ON if creator of note pad specified TRACKTAG=CURRENT.
		...1 ....		NPD_TRACKTAGLIFETIME	"X'10'" ON if creator of note pad specified TRACKTAG=LIFETIME.

Table 218. Structure IXCYNOTE\_TNOTEPADDATA (continued)

Offset Dec	Offset Hex	Type	Len	Name(Dim)	Description
		.... 1...		NPD_LOSSCONNDELETE	"X'08'" ON if creator of note pad specified LOSSCONNDELETE=YES. Valid when npd_ValidLossConnDelete is ON
		.... .1..		NPD_INSTCOMPREQUIRED	"X'04'" ON if creator of note pad specified INSTCOMP=REQUIRED.
		.... ..1.		NPD_DUPLEXFAVOR	"X'02'" ON if creator of note pad specified DUPLEX=FAVOR. OFF if DUPLEX=AVOID applies.
157	(9D)	CHARACTER	3		Reserved.
160	(A0)	CHARACTER	4	NPD_STATUS	
160	(A0)	BITSTRING	1	NPD_STATUS_FLAGS1	
Bit definitions:					
		1... ....		NPD_CREATED	"X'80'" OFF if the note pad is in the midst of being created. ON if the note pad was successfully created.
		.1.. ....		NPD_HASCONNECTIONS	"X'40'" ON if the note pad has at least one connection.
		..1. ....		NPD_QUIESCED	"X'20'" ON if note pad is currently quiesced. For example, the CF structure containing the note pad is in the midst of rebuild processing. While quiesced, no connection will be able to access the note pad. OFF does not necessarily imply that any given connection can access the note pad as there might be local issues (such as a lack of connectivity to the CF containing the note pad) that might prevent such access.
		...1 ....		NPD_CONSTRAINED	"X'10'" ON if note pad is constrained. XCF cannot guarantee that the number of notes requested by the creator of the note pad will be available to the connectors.
		.... 1...		NPD_MODIFYING#NOTES	"X'08'" ON if the note pad #NOTES is in the midst of being modified. OFF if no MODIFY request is in progress.
161	(A1)	BITSTRING	1	NPD_STATUS_FLAGS2	Reserved.
162	(A2)	BITSTRING	1	NPD_STATUS_FLAGS3	Reserved.
163	(A3)	BITSTRING	1	NPD_STATUS_FLAGS4	
Bit definitions:					
		.... ...1		NPD_DELETED	"X'01'" ON if note pad is in the midst of being deleted.
164	(A4)	CHARACTER	16	NPD_MAXTAG	Maximum note TAG value for the note pad. If npd_TrackTagCurrent=ON, equals the maximum tag value assigned to any note that currently exists in the note pad. If npd_TrackTagLifetime=ON, equals the maximum tag value assigned to any note that ever existed in the note pad. Contains valid data if npd_ValidMaxTag is ON.
180	(B4)	CHARACTER	16	NPD_ETODWHENCREATED	Extended TOD when the note pad was created. This ETOD can be used to identify the "logical" instance of the note pad which persists from the time the note pad is first created until it is deleted. It is not changed even if XCF allocates a new physical instance of the note pad.



Table 218. Structure IXCYNODE\_TNOTEPADDATA (continued)

Offset Dec	Offset Hex	Type	Len	Name(Dim)	Description
196	(C4)	CHARACTER	16	NPd_ETODWHENALLOCATED	Extended TOD when the current physical instantiation of the note pad was allocated. Equals npd_ETodWhenCreated when the note pad is first created. If XCF allocates a new physical instance of the logical note pad instance, this ETOD is updated to indicate that a new physical instance of the logical note pad was allocated. Exploiters that record the physical location of the note pad (structure name and list number) will need to update their data when this value changes.
212	(D4)	CHARACTER	16	NPd_STRNAME	Name of the coupling facility structure where the note pad is currently allocated. Contains EBCDIC blanks if the structure name is not available. Note that structure name can change over the life of the note pad.
228	(E4)	SIGNED	4	NPd_LISTNUM	Within the indicated structure, the list number of the list being used for the note pad. Note that the list number can change over the life of the note pad. Zero if the data is not available.
228	(E4)	X'E8'	0	IXCYNODE_TNOTEPADDATA_LEN	"*-IXCYNODE_TNOTEPADDATA"

Table 219. Structure IXCYNODE\_TCONNECTDATA

Offset Dec	Offset Hex	Type	Len	Name(Dim)	Description
0	(0)	STRUCTURE	0	IXCYNODE_TCONNECTDATA	Describes a connection to a note pad
0	(0)	CHARACTER	8		Reserved (type, size, group)
8	(8)	CHARACTER	32	CD_DESCRIPTION	Description of the connection provided by the creator of the connection via the IXCNOTE keyword DESCRIPTION.
40	(28)	CHARACTER	64	CD_INFO	Information about the connection as provided by the creator of the connection via the IXCNOTE keyword INFO.
104	(68)	CHARACTER	8	CD_SYSNAME	Name of system where connector resides.
112	(70)	SIGNED	4	CD_SYSID	XCF system ID of the system where connector resides.
112	(70)	BITSTRING	1	CD_SYSNUM	System slot number
116	(74)	CHARACTER	4	CD_ATTRIBUTES	

## Bit definitions:

1... ....	CD_CANREAD	"X'80'" ON if the connection has read access to the note pad. The connection can read notes.
.1.. ....	CD_CANWRITE	"X'40'" ON if the connection has write access to the note pad. The connection can create, write, replace, and delete notes.
..1. ....	CD_MUSTBEAUTHORIZED	"X'20'" ON if the program using the connection must be running in supervisor state or with a PKM allowing key 0..7. OFF implies that the program can be running in any state with any key.

Table 219. Structure IXCYNOTE\_TCONNECTDATA (continued)

Offset Dec	Offset Hex	Type	Len	Name (Dim)	Description
		...1 ....		CD_TASKSCOPE	"X'10'" ON if the connection has task scope. OFF if the connection has address space scope.
		.... 1...		CD_SERVERCONNECTION	"X'08'" ON if USAGE=SERVER was specified when connection created.
		.... .1..		CD_CLIENTCONNECTION	"X'04'" ON if USAGE=SERVER was specified when connection created.
120	(78)	BITSTRING	3		Unused (zero)
120	(78)	CHARACTER	4	CD_STATUS	
120	(78)	BITSTRING	1	CD_STATUS_FLAGS1	
Bit definitions:					
		1... ....		CD_PAUSED	"X'80'" ON if connection is currently paused as the result of an IXCYNOTE REQUEST=CONNECTION REQTYPE=PAUSE request.
121	(79)	BITSTRING	1	CD_STATUS_FLAGS2	
121	(79)	BITSTRING	1		reserved
122	(7A)	CHARACTER	1	CD_QUIESCED	Flags to explain why connection is quiesced. Zero if not quiesced (1 byte)
123	(7B)	CHARACTER	1	CD_IMPAIRED	Flags to explain why connection is impaired. Non-zero if the connection is impaired (1 byte)
124	(7C)	SIGNED	2	CD_USERASID	Address space identifier of the address space that created the connection.
126	(7E)	SIGNED	2	CD_TERMASID	Address space identifier of the address space to which the connection is associated.
128	(80)	CHARACTER	8	CD_JOBNAME	Name of job that created the connection.
136	(88)	CHARACTER	16	CD_USERTTOKEN	TTOKEN of the work unit that created the connection. If created by an SRB, only the STOKEN portion of the TTOKEN is valid.
152	(98)	CHARACTER	16	CD_TERMTTOKEN	TTOKEN of the task with which the connection is associated (per TERMINATOR specification). The connection will be deleted if the task terminates. Hex zero if not known.
168	(A8)	CHARACTER	16	CD_ETODWHENCREATED	Extended TOD when the connection was created
184	(B8)	CHARACTER	12	CD_CONNECTIONID	XCF assigned identifier for the connection.
196	(C4)	CHARACTER	4		Reserved
200	(C8)	CHARACTER	16	CD_ETODWHENNPALLOCATED	Extended TOD when the physical instantiation of the note pad was most recently allocated. If a note pad connector is monitoring the physical placement of the note pad, it should query the note pad to refresh its data when it observes changes to this value. This field contains the same value as reported in npd_ETodWhenAllocated.

Table 219. Structure IXCYNODE\_TCONNECTDATA (continued)

Offset Dec	Offset Hex	Type	Len	Name (Dim)	Description
216	(D8)	CHARACTER	16	CD_ETODWHENNPCREATED	Extended TOD when the note pad was logically created. This ETOD uniquely identifies an instance of a note pad. It remains fixed for the life of the note pad.
216	(D8)	X'E8'	0	IXCYNODE_TCONNECTDATA_LEN	"*-IXCYNODE_TCONNECTDATA"

Table 220. Structure IXCYNODE\_TNOTEDATA

Offset Dec	Offset Hex	Type	Len	Name (Dim)	Description
0	(0)	STRUCTURE	0	IXCYNODE_TNOTEDATA	Note data
0	(0)	CHARACTER	8		Reserved
8	(8)	CHARACTER	8	ND_NAME	Name of note
16	(10)	CHARACTER	16	ND_TAG	Note tag
32	(20)	CHARACTER	16	ND_ETODWHENWRITTEN	ETOD when note was most recently created or replaced.
48	(30)	CHARACTER	8	ND_INSTANCE#	XCF assigned number that identifies a particular instance of a note. Normally nonzero. May be zero when the note data record is returned for a delete note request that was deferred.
56	(38)	CHARACTER	12	ND_CONNECTIONID	XCF assigned identifier indicating which connection last wrote the note.
68	(44)	CHARACTER	4	ND_ATTRIBUTES	

Bit definitions:

		1... ....		ND_KEPTNOTE	"X'80'" OFF if the note will be deleted when the associated connection is deleted. ON if the note will be kept.
72	(48)	SIGNED	4	ND_NOTESIZE	Length in bytes of the note content.
76	(4C)	CHARACTER	1	ND_FLAGS	

Bit definitions:

		1... ....		ND_INBUFFER	"X'80'" ON if the note content was stored at the indicated offset within the buffer. OFF if the note has no content, or no content was stored in the buffer, or no buffer was provided.
77	(4D)	CHARACTER	3		Reserved
80	(50)	CHARACTER	8	ND_OFFSETBUFFER64	Offset within the BUFFER area where the note content resides. Valid for use if nd_InBuffer is ON.
80	(50)	CHARACTER	4		Reserved (high word of 64 bit offset)
84	(54)	SIGNED	4	ND_OFFSETBUFFER32	Offset for 31 bit programs
84	(54)	X'58'	0	IXCYNODE_TNOTEDATA_LEN	"*-IXCYNODE_TNOTEDATA"

Table 221. Structure IXCYNODE\_TSYSCONNDATA

Offset Dec	Offset Hex	Type	Len	Name (Dim)	Description
0	(0)	STRUCTURE	0	IXCYNODE_TSYSCONNDATA	Summary of system with connections to a note pad
0	(0)	CHARACTER	8	SCD_SYSNAME	Name of system

Table 221. Structure IXCYNOTE\_TSYSCONNDATA (continued)

Offset Dec	Offset Hex	Type	Len	Name (Dim)	Description
8	(8)	SIGNED	4	SCD_SYSID	XCF Token for subject system
8	(8)	BITSTRING	1	SCD_SNUM	System slot number
9	(9)	SIGNED	3	SCD_SSEQ	System sequence number
12	(C)	CHARACTER	4	SCD_STATE	
12	(C)	CHARACTER	1	SCD_STATE1	
Bit definitions:					
		1... ....		SCD_REPORTER	"X'80'" ON if the subject system is the one that reported the data.
		.1.. ....		SCD_NPNOTACCESSIBLE	"X'40'" ON if the subject system does not appear to have access to the note pad. OFF does not necessarily imply that the system has access.
		..1. ....		SCD_HASNPCONNECTORS	"X'20'" ON if the subject system appears to have connections to the note pad.
		...1 ....		SCD_NMWISWRITER	"X'10'" ON if the subject system has the one connection permitted to make updates to a note pad created with MULTIWRITE=NO. The system may or may not have read only connections too.
		.... 1...		SCD_NMWREADONLY	"X'08'" ON if the subject system has read only connections to a note pad created with MULTIWRITE=NO. The system does not have the connection with write access.
13	(D)	CHARACTER	3		reserved
13	(D)	X'10'	0	IXCYNOTE_TSYSCONNDATA_LEN	"*-IXCYNOTE_TSYSCONNDATA"

Table 222. Structure IXCYNOTE\_TSELECTBYTAGRANGE

Offset Dec	Offset Hex	Type	Len	Name (Dim)	Description
0	(0)	STRUCTURE	0	IXCYNOTE_TSELECTBYTAGRANGE	Select notes whose tag value satisfies the inequality MinTag <= tag <= MaxTag.
0	(0)	CHARACTER	16	SBT_MINTAG	Lower bound of tag values.
16	(10)	CHARACTER	16	SBT_MAXTAG	Upper bound of tag values.
16	(10)	X'20'	0	IXCYNOTE_TSELECTBYTAGRANGE_LEN	"*-IXCYNOTE_TSELECTBYTAGRANGE"

Table 223. Structure IXCYNOTE\_TSELECTBYTAGMASK

Offset Dec	Offset Hex	Type	Len	Name (Dim)	Description
0	(0)	STRUCTURE	0	IXCYNOTE_TSELECTBYTAGMASK	Select notes whose tag value equals the specified filter value when the indicated mask is applied.
0	(0)	CHARACTER	16	SBT_TAGFILTER	Tag value to match after mask is applied.

Table 223. Structure IXCYNOTE\_TSELECTBYTAGMASK (continued)

Offset Dec	Offset Hex	Type	Len	Name (Dim)	Description
16	(10)	CHARACTER	16	SBT_TAGMASK	Mask indicating which bits in the note tag are to be compared to bits in the tag filter. A given note will be selected, if for every bit that is ON in the mask, both of the corresponding bits in the note tag and the tag filter have the same value. If a mask bit is OFF, the corresponding bits in the note tag and tag filter will not be compared. A mask where all the bits are zero implies that all notes will be selected. A mask where all the bits are one implies that any note whose tag equals the filter will be selected.
16	(10)	X'20'	0	IXCYNOTE_TSELECTBYTAGMASK_LEN	"*-IXCYNOTE_TSELECTBYTAGMASK"

Table 224. Structure IXCYNOTE\_TSELECTBYCONNECTIONID

Offset Dec	Offset Hex	Type	Len	Name (Dim)	Description
0	(0)	STRUCTURE	0	IXCYNOTE_TSELECTBYCONNECTIONID	Select notes associated with the indicated connection identifier
0	(0)	CHARACTER	12	SBCID_CONNECTIONID	Identifier of connection whose notes are to be selected. If zero, notes from all connectors are to be selected.
0	(0)	SIGNED	4	SBCID_SYSID	XCF system ID. Notes from connections on that specific system instance are to be selected.
0	(0)	BITSTRING	1	SBCID_SYSNUM	XCF system slot number. Notes from connections associated with any instance of the indicated system are to be selected.
1	(1)	SIGNED	3	SBCID_SYSSEQ	System sequence number
12	(C)	CHARACTER	1	SBCID_FILTERS	Which notes to include:
Bit definitions:					
		1... ....		SBCID_INCLUDEKEEPNO	"X'80'" If ON, a note is selected if the connector specified KEEPNOTE=NO. If OFF, such notes will not be selected.
		.1.. ....		SBCID_INCLUDEKEEPYES	"X'40'" If ON, a note is selected if the connector specified KEEPNOTE=YES. If OFF, such notes will not be selected.
13	(D)	CHARACTER	19		reserved, must be zero
13	(D)	X'20'	0	IXCYNOTE_TSELECTBYCONNECTIONID_LEN	"*-IXCYNOTE_TSELECTBYCONNECTIONID"

Table 225. Structure IXCYNOTE\_TSELECTIONCRITERIA

Offset Dec	Offset Hex	Type	Len	Name (Dim)	Description
0	(0)	STRUCTURE	0	IXCYNOTE_TSELECTIONCRITERIA	Describes the notes to be selected
0	(0)	BITSTRING	1	SC_TYPE	Indicates the type of selection criteria records being provided within sc_Content. See ixcynote_kScType constants below.

Table 225. Structure IXCYNOTE\_TSELECTIONCRITERIA (continued)

Offset Dec	Offset Hex	Type	Len	Name (Dim)	Description
1	(1)	CHARACTER	1		reserved, must be zero
2	(2)	SIGNED	2	SC_#RECORDS	Number of selection criteria records provided within sc_Content. sc_type determines the maximum permitted number of records.
4	(4)	CHARACTER	32	SC_CONTENT	specific criteria go here
4	(4)	CHARACTER	32	SC_BYTAGRANGE	
4	(4)	CHARACTER	32	SC_BYTAGMASK	
4	(4)	CHARACTER	32	SC_BYCONNECTIONID	
4	(4)	X'1'	0	IXCYNOTE_KSCTYPEBYTAGRANGE	"1"
4	(4)	X'2'	0	IXCYNOTE_KSCTYPEBYTAGMASK	"2"
4	(4)	X'4'	0	IXCYNOTE_KSCTYPEBYCONNECTIONID	"4"
4	(4)	X'24'	0	IXCYNOTE_TSELECTIONCRITERIA_LEN	"*-IXCYNOTE_TSELECTIONCRITERIA"

Table 226. Cross Reference for IXCYNOTE

Name	Offset	Hex	Tag
AA_#DATALOCATORS	C		
AA_ANSAREASIZE	4		
AA_ANSAREASIZENEED	14		
AA_DETAILS	20		
AA_DETAILSFORMAT	2		
AA_OFFSETDATALOCATORS	10		
AA_OFFSETDATAARECORD	8		
AA_VERSION	0		
CD_ATTRIBUTES	74		
CD_CANREAD	74		80
CD_CANWRITE	74		40
CD_CLIENTCONNECTION	74		4
CD_CONNECTIONID	B8		
CD_DESCRIPTION	8		
CD_ETODWHENCREATED	A8		
CD_ETODWHENNPALLOCATED	C8		
CD_ETODWHENNPCREATED	D8		
CD_IMPAIRED	7B		
CD_INFO	28		
CD_JOBNAME	80		
CD_MUSTBEAUTHORIZED	74		20
CD_PAUSED	78		80
CD_QUIESCED	7A		
CD_SERVERCONNECTION	74		8

Table 226. Cross Reference for IXCYNOTE (continued)

Name	Offset	Hex Tag
CD_STATUS	78	
CD_STATUS_FLAGS1	78	
CD_STATUS_FLAGS2	79	
CD_SYSID	70	
CD_SYSNAME	68	
CD_SYSNUM	70	
CD_TASKSCOPE	74	10
CD_TERMASID	7E	
CD_TERMTOKEN	98	
CD_USERASID	7C	
CD_USERTOKEN	88	
DA_ATTRIBUTES	0	
DA_CANREAD	0	80
DA_CANWRITE	0	40
DA_MUSTBEAUTHORIZED	0	20
DBL_NOTEBUFLN	0	
DC_#ELEMENTSALLOWED	14	
DC_#ELEMENTSINUSE	10	
DC_#ENTRIESALLOWED	C	
DC_#ENTRIESINUSE	8	
DC_#NOTESALLOWED	4	
DC_#NOTESINUSE	0	
DC_ATTEMPTED#	8	
DC_CRITERIA#	0	
DC_CRITERIAPROBLEM	4	
DDNP_ATTRIBUTES	0	
DDNP_HASCONNECTIONS	0	80
DDNP_HASNOTES	0	40
DL_#RECORDS	4	
DL_LEVEL	1	
DL_OFFSET	C	
DL_SIZE	2	
DL_TYPE	0	
DLN	0	
DM#N_#ELEMENTSALLOWED	14	
DM#N_#ELEMENTSINUSE	10	
DM#N_#ENTRIESALLOWED	C	
DM#N_#ENTRIESINUSE	8	
DM#N_#ENTRIESRESERVED	1C	

Table 226. Cross Reference for IXCYNOTE (continued)

Name	Offset	Hex Tag
DM#N_#NOTESALLOWED	4	
DM#N_#NOTESINUSE	0	
DM#N_#NOTESREQUESTED	18	
DN_#NOTESALLOWED	8	
DN_#NOTESINUSE	4	
DN_ATTRIBUTES	0	
DN_DEFERRED	0	80
DNOTES_#PROCESSED	0	
DNOTES_MAX#NOTESANSAREA	4	
DNOTES_MAX#NOTESBUFFER	8	
DNOTES_NOTEANLEN	C	
DNOTES_NOTEBUFLN	E	
DNR_DIAGNOSTICID	0	
DNR_DIAGNOSTICS	14	
DNR_RESOURCEID	4	
DNR_RETCODE	C	
DNR_RSNCODE	10	
DNR_SERVICEID	8	
DNS_#STRUCTURES	4	
DNS_FLAGS	0	
DNS_FLAGS1	0	
DNS_OWNERXXDEFINED	0	40
DNS_STRMORELISTS	0	4
DNS_STRMORENOTES	0	8
DNS_STRNOTALLOCATED	0	10
DNS_STRNOTCONNECTED	0	20
DNS_STRQUIESCED	0	2
DNS_SYSXCFXXDEFINED	0	80
DNSA_RCRACF	4	
DNSA_RCSAF	0	
DNSA_RSRACF	8	
DQ_QUIESCED	0	
DR_IMPAIRED	2	
DR_QUIESCED	1	
DR_RESUMECODE	0	
DR_TIMEOUTVALUE	4	
IXCYNOTE_KAA_VERSION0	0	0
IXCYNOTE_KDATA_CONNECT	0	2
IXCYNOTE_KDATA_NOTE	0	3



Table 226. Cross Reference for IXCYNOTE (continued)

Name	Offset	Hex Tag
IXCYNOTE_KDATA_NOTEPAD	0	1
IXCYNOTE_KDATA_SYSCONN	0	4
IXCYNOTE_KDATALOCATORLEN	0	10
IXCYNOTE_KDCCP_BAD#RECORDS	8	3
IXCYNOTE_KDCCP_BADCONNECTIONID	8	5
IXCYNOTE_KDCCP_BADFILTERS	8	7
IXCYNOTE_KDCCP_BADRSVD	8	2
IXCYNOTE_KDCCP_BADSTG	8	6
IXCYNOTE_KDCCP_BADTAGRANGE	8	4
IXCYNOTE_KDCCP_BADTYPE	8	1
IXCYNOTE_KDETAILSACCESS	0	9
IXCYNOTE_KDETAILSBUFLEN	0	C
IXCYNOTE_KDETAILSCONSTRAINED	0	3
IXCYNOTE_KDETAILSCRITERIA	0	7
IXCYNOTE_KDETAILSDELETENP	0	8
IXCYNOTE_KDETAILSMODIFY#NOTES	0	D
IXCYNOTE_KDETAILSNONE	0	0
IXCYNOTE_KDETAILSNORESOURCES	0	5
IXCYNOTE_KDETAILSNOSAFAUTH	0	4
IXCYNOTE_KDETAILSNOSTRUCTURES	0	6
IXCYNOTE_KDETAILSNOTE	0	A
IXCYNOTE_KDETAILSNOTES	0	B
IXCYNOTE_KDETAILSQUIESCED	0	2
IXCYNOTE_KDETAILSRESUMED	0	1
IXCYNOTE_KRESUMEBEINGDELETED	6	B
IXCYNOTE_KRESUMECONNECTORDELETED	6	6
IXCYNOTE_KRESUMECONNECTORFAILED	6	4
IXCYNOTE_KRESUMENONE	6	0
IXCYNOTE_KRESUMENOTEPADDELETED	6	5
IXCYNOTE_KRESUMENOTEPADFAILED	6	2
IXCYNOTE_KRESUMENPAVAIL	6	A
IXCYNOTE_KRESUMEREQUEST	6	1
IXCYNOTE_KRESUMESTRAVAIL	6	9
IXCYNOTE_KRESUMETIMEOUT	6	8
IXCYNOTE_KRESUMEUNQUIESCED	6	3
IXCYNOTE_KRESUMEXCFERROR	6	C
IXCYNOTE_KSCTYPEBYCONNECTIONID	4	4
IXCYNOTE_KSCTYPEBYTAGMASK	4	2
IXCYNOTE_KSCTYPEBYTAGRANGE	4	1

Table 226. Cross Reference for IXCYNOTE (continued)

Name	Offset	Hex Tag
IXCYNOTE_KSERVICEID_ALESERV	14	B
IXCYNOTE_KSERVICEID_CFRM	14	5
IXCYNOTE_KSERVICEID_IARV64	14	A
IXCYNOTE_KSERVICEID_IEAVAPE	14	2
IXCYNOTE_KSERVICEID_IXCNOTE	14	E
IXCYNOTE_KSERVICEID_IXCRECV	14	9
IXCYNOTE_KSERVICEID_IXCSEND	14	8
IXCYNOTE_KSERVICEID_IXLCONN	14	7
IXCYNOTE_KSERVICEID_IXLFCOMP	14	6
IXCYNOTE_KSERVICEID_IXLLSTC	14	C
IXCYNOTE_KSERVICEID_IXLLSTE	14	3
IXCYNOTE_KSERVICEID_IXLLSTM	14	4
IXCYNOTE_KSERVICEID_IXLUSYNC	14	D
IXCYNOTE_KSERVICEID_NOREPLY	14	F
IXCYNOTE_KSERVICEID_STORAGE	14	1
IXCYNOTE_TANSAREA	0	
IXCYNOTE_TANSAREA_LEN	20	40
IXCYNOTE_TCONNECTDATA	0	
IXCYNOTE_TCONNECTDATA_LEN	D8	E8
IXCYNOTE_TDATALOCATOR	0	
IXCYNOTE_TDATALOCATOR_LEN	C	10
IXCYNOTE_TDATALOCATORS	0	
IXCYNOTE_TDATALOCATORS_LEN	0	10
IXCYNOTE_TDETAILSACCESS	0	
IXCYNOTE_TDETAILSACCESS_LEN	0	4
IXCYNOTE_TDETAILSBUFLEN	0	
IXCYNOTE_TDETAILSBUFLEN_LEN	0	4
IXCYNOTE_TDETAILSCONSTRAINED	0	
IXCYNOTE_TDETAILSCONSTRAINED_LEN	14	18
IXCYNOTE_TDETAILSCRITERIA	0	
IXCYNOTE_TDETAILSCRITERIA_LEN	8	C
IXCYNOTE_TDETAILSDELETENP	0	
IXCYNOTE_TDETAILSDELETENP_LEN	4	4
IXCYNOTE_TDETAILSMODIFY#NOTES	0	
IXCYNOTE_TDETAILSMODIFY#NOTES_LEN	1C	20
IXCYNOTE_TDETAILSNORESOURCES	0	
IXCYNOTE_TDETAILSNORESOURCES_LEN	14	20
IXCYNOTE_TDETAILSNOSAFAUTH	0	
IXCYNOTE_TDETAILSNOSAFAUTH_LEN	C	14

Table 226. Cross Reference for IXCYNOTE (continued)

Name	Offset	Hex Tag
IXCYNOTE_TDETAILSNOSTRUCTURES	0	
IXCYNOTE_TDETAILSNOSTRUCTURES_LEN	4	8
IXCYNOTE_TDETAILSNOTE	0	
IXCYNOTE_TDETAILSNOTE_LEN	8	C
IXCYNOTE_TDETAILSNOTES	0	
IXCYNOTE_TDETAILSNOTES_LEN	E	10
IXCYNOTE_TDETAILSQUIESCED	0	
IXCYNOTE_TDETAILSQUIESCED_LEN	1	20
IXCYNOTE_TDETAILSRESUMED	0	
IXCYNOTE_TDETAILSRESUMED_LEN	6	14
IXCYNOTE_TNOTEDATA	0	
IXCYNOTE_TNOTEDATA_LEN	54	58
IXCYNOTE_TNOTEPADDATA	0	
IXCYNOTE_TNOTEPADDATA_LEN	E4	E8
IXCYNOTE_TNOTEPADNAME	0	
IXCYNOTE_TNOTEPADNAME_LEN	18	20
IXCYNOTE_TSELECTBYCONNECTIONID	0	
IXCYNOTE_TSELECTBYCONNECTIONID_LEN	D	20
IXCYNOTE_TSELECTBYTAGMASK	0	
IXCYNOTE_TSELECTBYTAGMASK_LEN	10	20
IXCYNOTE_TSELECTBYTAGRANGE	0	
IXCYNOTE_TSELECTBYTAGRANGE_LEN	10	20
IXCYNOTE_TSELECTIONCRITERIA	0	
IXCYNOTE_TSELECTIONCRITERIA_LEN	4	24
IXCYNOTE_TSYSCONNDATA	0	
IXCYNOTE_TSYSCONNDATA_LEN	D	10
IXCYNOTE_TWHYIMPAIRED	0	
IXCYNOTE_TWHYIMPAIRED_LEN	1	1
IXCYNOTE_TWHYQUIESCED	0	
IXCYNOTE_TWHYQUIESCED_LEN	1	1
ND_ATTRIBUTES	44	
ND_CONNECTIONID	38	
ND_ETODWHENWRITTEN	20	
ND_FLAGS	4C	
ND_INBUFFER	4C	80
ND_INSTANCE#	30	
ND_KEPTNOTE	44	80
ND_NAME	8	
ND_NOTESIZE	48	

Table 226. Cross Reference for IXCYNOTE (continued)

Name	Offset	Hex Tag
ND_OFFSETBUFFER32	54	
ND_OFFSETBUFFER64	50	
ND_TAG	10	
NPD_#NOTESINUSE	90	
NPD_ATTRIBUTES	9C	
NPD_ATTRIBUTES1	9C	
NPD_CONSTRAINED	A0	10
NPD_CREATED	A0	80
NPD_DELETED	A3	1
NPD_DESCRIPTION	28	
NPD_DUPLEXFAVOR	9C	2
NPD_ETODWHENALLOCATED	C4	
NPD_ETODWHENCREATED	B4	
NPD_FLAGS	98	
NPD_HASCONNECTIONS	A0	40
NPD_INFO	48	
NPD_INSTCOMPREQUIRED	9C	4
NPD_LISTNUM	E4	
NPD_LOSSCONNDELETE	9C	8
NPD_MAXTAG	A4	
NPD_MODIFYING#NOTES	A0	8
NPD_MULTIWRITE	9C	80
NPD_NAME	8	
NPD QUIESCED	A0	20
NPD_REQUIRED#NOTES	88	
NPD_STATUS	A0	
NPD_STATUS_FLAGS1	A0	
NPD_STATUS_FLAGS2	A1	
NPD_STATUS_FLAGS3	A2	
NPD_STATUS_FLAGS4	A3	
NPD_STRNAME	D4	
NPD_TAGGINGUSER	9C	40
NPD_TRACKTAGCURRENT	9C	20
NPD_TRACKTAGLIFETIME	9C	10
NPD_VALID#NOTES	98	80
NPD_VALIDLOSSCONNDELETE	98	20
NPD_VALIDMAXTAG	98	40
NPN_APPLICATION	8	
NPN_FUNCTION	10	

Table 226. Cross Reference for IXCYNOTE (continued)

Name	Offset	Hex Tag
NPN_OWNER	0	
NPN_QUALIFIER	18	
SBCID_CONNECTIONID	0	
SBCID_FILTERS	C	
SBCID_INCLUDEKEEPNO	C	80
SBCID_INCLUDEKEEPYES	C	40
SBCID_SYSID	0	
SBCID_SYSNUM	0	
SBCID_SYSSEQ	1	
SBT_MAXTAG	10	
SBT_MINTAG	0	
SBT_TAGFILTER	0	
SBT_TAGMASK	10	
SC_#RECORDS	2	
SC_BYCONNECTIONID	4	
SC_BYTAGMASK	4	
SC_BYTAGRANGE	4	
SC_CONTENT	4	
SC_TYPE	0	
SCD_HASNPCONNECTORS	C	20
SCD_NMWISWRITER	C	10
SCD_NMWREADONLY	C	8
SCD_NPNOTACCESSIBLE	C	40
SCD_REPORTER	C	80
SCD_SNUM	8	
SCD_SSEQ	9	
SCD_STATE	C	
SCD_STATE1	C	
SCD_SYSID	8	
SCD_SYSNAME	0	
WI_FORCONSTRAINTS	0	80
WQ_BEINGCREATED	0	80
WQ_BEINGDELETED	0	10
WQ_CATALOGACCESS	0	1
WQ_NOTEPADACCESS	0	20
WQ_NOTEPADPROCESS	0	40

# IXCYQUAA information

---

## IXCYQUAA programming interface information

IXCYQUAA is a programming interface.

## IXCYQUAA heading information

<b>Common name:</b>	Query Answer Area
<b>Macro ID:</b>	IXCYQUAA
<b>DSECT name:</b>	QUAHDR QUASYS/QUASYS1/QUASYS2 QUAGRP QUAMEM/QUAMEM1/QUAMEM2 QUACF/ QUACF1 QUACFSC/QUACFSC1 QUACFSTR/QUACFSTR1 QUASTR/QUASTR1/QUASTR2 QUASTRPL/QUASTRPL1 QUASTRXL/QUASTRXL1 QUASTRCF/QUASTRCF1 QUASTRUSER/ QUASTRUSER1 QUASTRSYS QUAARMS QUACDSFUN QUACDS QUACDSSU QUACDSNAR QUREQFEATURES
<b>Owning component:</b>	Cross System Coupling Facility (SCXCF)
<b>Eye-catcher ID:</b>	NONE
<b>Storage attributes:</b>	Subpool: User-supplied Key: User-supplied Residency: User-supplied

**Size:**

Variable  
QUAHDR -- X'0010' bytes  
QUAGRP -- X'0014' bytes  
QUAMEM -- X'005C' bytes  
QUAMEM1 -- X'0080' bytes  
QUAMEM2 -- X'00C0' bytes  
Header -- 16 bytes  
For general or specific query of the system:  
QUASYS -- X'0028' bytes  
For general or specific query of the system:  
with QUAALevel=1 requested:  
QUASYS1 -- X'0040' bytes  
For general or specific query of the system:  
with QUAALevel=2 requested:  
QUASYS2 -- X'0080' bytes  
Group record -- 20 bytes  
Member record (QUAMEM)-- 92 bytes + maximum of 32  
for user state field  
Member record (QUAMEM1) with QUAALevel=1 requested  
-- 128 bytes + maximum of 32 for user  
Member record (QUAMEM2) with QUAALevel=2 requested  
-- 192 bytes + maximum of 32 for user  
For general or specific query of coupling facility:  
QUACF -- X'00A0' bytes  
QUACFSC -- X'0010' bytes  
QUACFSTR -- X'0018' bytes  
For general or specific query of coupling facility  
with QUAALevel=1 requested:  
QUACF1 -- X'00E0' bytes  
QUACFSC1 -- X'0050' bytes  
QUACFSTR1 -- X'0098' bytes  
For general or specific query of structure:  
with QUAALevel=0 requested or default:  
QUASTR -- X'0138' bytes  
QUASTRPL -- X'0010' bytes  
QUASTRXL -- X'0018' bytes  
QUASTRCF -- X'0048' bytes  
QUASTRUSER -- X'0088' bytes  
QUASTRSYS -- X'0040' bytes  
For general or specific query of structure  
with QUAALevel=1 requested:  
QUASTR1 -- X'01B8' bytes  
QUASTRPL1 -- X'0030' bytes  
QUASTRXL1 -- X'0038' bytes  
QUASTRCF1 -- X'0088' bytes  
QUASTRUSER1 -- X'0100' bytes  
QUASTRSYS -- X'0040' bytes  
For general or specific query of structure  
with QUAALevel=2 requested:  
QUASTR1 -- X'01B8' bytes  
QUASTRPL1 -- X'0030' bytes

QUASTRXL1 -- X'0038' bytes  
 QUASTRPL1 -- X'0030' bytes  
 QUASTRXL1 -- X'0038' bytes  
 QUASTRCF1 -- X'0088' bytes  
 QUASTRUSER1 -- X'0100' bytes  
 QUASTRSYS -- X'0040' bytes  
 For general or specific query of structure  
 with QUAALevel=3 requested:  
 QUASTR2 -- X'0218' bytes  
 QUASTRPL1 -- X'0030' bytes  
 QUASTRXL1 -- X'0038' bytes  
 QUASTRPL1 -- X'0030' bytes  
 QUASTRXL1 -- X'0038' bytes  
 QUASTRCF1 -- X'0088' bytes  
 QUASTRUSER1 -- X'0100' bytes  
 QUASTRSYS -- X'0040' bytes  
 For general or specific query of Automatic Restart Manager:  
 QUAARMS -- X'0100' bytes  
 For general or specific query of CDS:  
 QUACDSFUN -- X'0060' bytes  
 QUACDS -- X'0080' bytes  
 QUACDSSU -- X'0020' bytes  
 QUACDSNAR -- X'0040' bytes  
 For query of installed Software Features  
 QUREQFEATURES -- X'0020' bytes

**Created by:** Created by user and passed as parameter on ANSAREA keyword for IXCQUERY, IXCCREAT or IXCJOIN macros. The IXCJOIN and IXCCREAT macros only return the QUAMEM record.  
 Created by user and passed as parameter on FEATAREA keyword for IXCQUERY macro with REQINFO=FEATURES option

**Pointed to by:** ANSAREA\_ADDR field in Query or Join/Create parameter list  
 QUREQFEATURES is not pointed to, outside of macro execution

**Serialization:** None required

**Function:** Maps the data returned by the IXCQUERY, IXCCREAT, or IXCJOIN macros.  
 This data represents a snapshot of a point in time.  
 The IXCQUERY macro always returns the QUAHDR plus the record mapping for the associated request.  
 The IXCJOIN and IXCCREAT macros only return the QUAMEM record.

## IXCYQUAA mapping

Table 227. Structure QUAHDR

Offset Dec	Offset Hex	Type	Len	Name(Dim)	Description
0	(0)	STRUCTURE	0	QUAHDR	Header section
0	(0)	SIGNED	4	QUAH#REC	Number of QUASYS, QUAGRP, QUAMEM, QUACF, QUASTR, QUAARMS, or QUACDSFU records which follow. Note: this field is zero with zero return code, when the service could not find any records.
4	(4)	SIGNED	4	QUAH#REM	Number of QUASYS, QUAGRP, QUAMEM, QUACF, QUASTR, QUAARMS, or QUACDSFU records which were not returned because of insufficient space



Table 227. Structure QUAHDR (continued)

Offset Dec	Offset Hex	Type	Len	Name (Dim)	Description
8	(8)	SIGNED	4	QUAHTLEN	Total length of answer area needed to contain all the requested information. This includes the area for the records that were returned on this call.
12	(C)	SIGNED	4	QUAHSGOF	Offset from QUAHDR to the first data record.
12	(C)	X'10'	0	QUAHDR_LEN	"*-QUAHDR"

Table 228. Structure QUASYS

Offset Dec	Offset Hex	Type	Len	Name (Dim)	Description
0	(0)	STRUCTURE	0	QUASYS	SYSPLEX Record data format
0	(0)	BITSTRING	1	QUASTYPE	X'02' sysplex record, X'82' last sysplex record
1	(1)	BITSTRING	1		Reserved X'00'
2	(2)	SIGNED	2	QUASLEN	Length of sysplex record
4	(4)	CHARACTER	8	QUASNAME	System name
12	(C)	SIGNED	4	QUASINTV	Monitor interval, in hundredths of seconds. This parameter is specified at IPL time.
16	(10)	SIGNED	4	QUASOPIN	Operator interval, in hundredths of seconds. This parameter is specified at IPL time.
20	(14)	BITSTRING	8	QUASSUTO	Status-update TOD value
28	(1C)	BITSTRING	4	QUASSTAT(0)	System Status
		.1.. ....		QUASACTV	"X'40'" Active
		..1. ....		QUASSUM	"X'20'" Status-update missing detected
		...1 ....		QUASSYPT	"X'10'" In sysplex partitioning
		.... 1...		QUASLOCL	"X'08'" Single system, no coupling dataset, sysplex
		.... .1..		QUASCLUP	"X'04'" System has completed sysplex partitioning but is still in the process of cleanup.
32	(20)	SIGNED	4	QUASSID(0)	System token
32	(20)	BITSTRING	1	QUASNUM	System slot number
33	(21)	SIGNED	3	QUASSEQ	System sequence number
36	(24)	BITSTRING	1	QUASVER	System version number
37	(25)	CHARACTER	2	QUASCLID	System Clone ID
39	(27)	BITSTRING	1	QUASCLST(0)	System Clone ID status
		1... ....		QUASCLNU	"X'80'" Clone ID uniqueness bit
40	(28)	X'28'	0	QUASYS_LEN	"*-QUASYS"

Table 229. Structure QUASYS1

Offset Dec	Offset Hex	Type	Len	Name (Dim)	Description
0	(0)	STRUCTURE	0	QUASYS1	Sysplex record data format for QUAA level 1
0	(0)	CHARACTER	40		Mapped by QuaSys
40	(28)	BITSTRING	1	QUASFLAGS(0)	Flag bits

Table 229. Structure QUASYS1 (continued)

Offset Dec	Offset Hex	Type	Len	Name (Dim)	Description
		.... 1...		QUASLOCALTIMINGMODE	"X'08'" 1 = System is running in local timing mode, the local TOD clock is keeping time.
		.... .1..		QUASETRTIMINGMODE	"X'04'" 1 = System is running is ETR timing mode, the local TOD clock is stepping to an ETR
		.... ..1.		QUASSTPTIMINGMODE	"X'02'" 1 = System is running is STP timing mode, TOD clock is not stepping to an ETR
		.... ...1		QUASLPAR	"X'01'" 1 = system is a LPAR PR/SM system and is not running under VM. QuaaLparNum contains valid data. 0 = system is not a LPAR PR/SM system or is running under VM and any data in QuaaLparNum is not valid.
41	(29)	BITSTRING	1	QUASLPARNUM	LPAR number of the system within the CPC. Only valid when QuasLpar is on
42	(2A)	CHARACTER	4	QUASCPUID(0)	CPUID of the CPC
42	(2A)	CHARACTER	2	QUASSERIALNUM	Serial number of the CPC
44	(2C)	CHARACTER	2	QUASMODELNUM	Model number of the CPC
46	(2E)	CHARACTER	2		Reserved
48	(30)	CHARACTER	8	QUASPARTITIONMONITOR	System name of the system that is monitoring the partitioning of this system. Valid only when QUASSYPT is on for this system. Binary zeroes indicate an unknown monitor system.
56	(38)	CHARACTER	8		Reserved
56	(38)	X'40'	0	QUASYS1_LEN	"*-QUASYS1"

Table 230. Structure QUASYS2

Offset Dec	Offset Hex	Type	Len	Name (Dim)	Description
0	(0)	STRUCTURE	0	QUASYS2	Sysplex record data format for QUAA level 2
0	(0)	CHARACTER	64		Mapped by QuaSys1
<p>QuasOsLvl is valid under the following conditions:</p> <ul style="list-style-type: none"> <li>- In the QuaSys2 record representing the system that initiated the IXCQUERY request, when that system is at a release that supports IXCQUERY REQINFO=SYSPLEX QUAALEVEL=2 (z/OS V1R13 (HBB7780) or above)</li> <li>- In QuaSys2 records representing other systems, when the primary sysplex couple data set is formatted to support the system status detection protocol (SSTATDET)</li> </ul>					
64	(40)	BITSTRING	16	QUASOSLVL	Operating system level indicators. This is derived from CVTOSLVL. See CVTOSLVL for a description of the contents. Binary zeros indicate that the information was not available for the system named by QuaSName
80	(50)	BITSTRING	1	QUASFLAGS2	QuaSys2 flag bits
<p>Bit definitions:</p>					
		1... ....		QUASSSDINFOVALID	"X'80'" 1 = The system status detection (SSD) partitioning protocol information in the QuaSys2 record for the system is valid.

Table 230. Structure QUASYS2 (continued)

Offset Dec	Offset Hex	Type	Len	Name(Dim)	Description
<p>QuasSsdConfigComplete is valid under the following conditions:</p> <ul style="list-style-type: none"> <li>- Valid for use when QuasSsdInfoValid is ON ('1'B)</li> <li>- In the QuaSys2 record representing the system that initiated the IXCQUERY request (the local system), indicates whether the system is connected via BCPii to all other systems in the sysplex that are enabled to be targeted by the SSD partitioning protocol.</li> <li>- In QuaSys2 records representing other systems, this field is not valid for use.</li> </ul>					
	.1.. ....			QUASSSDCONFIGCOMPLETE	"X'40'" 1 = The system is connected via BCPii to all other systems in the sysplex that are enabled to be targeted by the SSD partitioning protocol.
<p>QuasSsdConnSysLimit is valid under the following conditions:</p> <ul style="list-style-type: none"> <li>- Valid for use when QuasSsdInfoValid is ON ('1'B)</li> <li>- In the QuaSys2 record representing the system that initiated the IXCQUERY request (the local system), indicates whether the system can employ the system status detection (SSD) partitioning protocol to aid in removing other systems from the sysplex.</li> </ul> <p>Note: There may be multiple limiting factors preventing the system from using the SSD partitioning protocol. The limitation that has most recently been detected will be reported on by this service. Subsequent limitations may be discovered after taking corrective action to remove the reported limitation.</p> <ul style="list-style-type: none"> <li>- In QuaSys2 records representing other systems, this field is not valid for use.</li> </ul>					
81	(51)	BITSTRING	1	QUASSSDCONNSYSLIMIT	Limiting factor, if any, describing why the local system can not use the SSD partitioning protocol to aid in removing systems from the sysplex. See the constants QuasSsdLimit_xxx
<p>QuasSsdTargetLimit is valid under the following conditions:</p> <ul style="list-style-type: none"> <li>- Valid for use when QuasSsdInfoValid is ON ('1'B)</li> <li>- In the QuaSys2 record representing the system that initiated the IXCQUERY request (the local system), the reason why, if any, the system status detection (SSD) partitioning protocol can not be used by other systems in the sysplex to aid in removing the local system from the sysplex.</li> <li>- In QuaSys2 records representing other systems, the reason why the SSD partitioning protocol can not be used by the local system to aid in removing the system named by QuaSName from the sysplex.</li> </ul> <p>Note: There may be multiple limiting factors preventing the use of the SSD partitioning protocol. The limitation that has most recently been detected will be reported on by this service. Subsequent limitations may be discovered after taking corrective action to remove the reported limitation.</p>					
82	(52)	BITSTRING	1	QUASSSDTARGETLIMIT	Limiting factor, if any, why a system can not be targeted by the SSD partitioning protocol to aid in the removal of the system from the sysplex. See the constants QuasSsdLimit_xxx
83	(53)	CHARACTER	45		Reserved
83	(53)	X'80'	0	QUASYS2_LEN	"*-QUASYS2"

Table 231. Structure QUAGRP

Offset Dec	Offset Hex	Type	Len	Name(Dim)	Description
0	(0)	STRUCTURE	0	QUAGRP	Group record data format
0	(0)	BITSTRING	1	QUAGTYPE	X'00' group record, X'80' last group record
1	(1)	BITSTRING	1		Reserved X'00'

Table 231. Structure QUAGRP (continued)

Offset Dec	Offset Hex	Type	Len	Name(Dim)	Description
2	(2)	SIGNED	2	QUAGLEN	Length of group record
4	(4)	CHARACTER	8	QUAGNAME	Group name
12	(C)	SIGNED	4	QUAG#MEM	Number of members in the group
16	(10)	CHARACTER	1	QUAGFLAG1(0)	
		1... ....		QUAGSTALLED	"X'80'" Indicates whether XCF considers any members of the group to be stalled with respect to the XCF processing that they perform. Equals '0'B if no such member is considered stalled, '1'B if at least one such member is considered stalled. A member is considered stalled, for example, if its message exit routine does not return to XCF in a timely fashion. For QuaaLevel=0, only members active on the system that processes the query are considered. For QuaaLevel>0, all active members of the group throughout the sysplex are considered.
		.1.. ....		QUAGSYMPATHYSICKNESS	"X'40'" Indicates whether XCF considers any members of the group to be causing sympathy sickness in the sysplex. Equals '0'B if not, '1'B if so. Valid for QUAALevel>0.
		..1. ....		QUAGCONFIRMEDSUM	"X'20'" Indicates whether XCF considers any members of the group to be in a status update missing condition that is confirmed by their status exits. Equals '0'B if not, '1'B if so. Valid for QUAALevel>1.
		...1 ....		QUAGIMPAIRED	"X'10'" Indicates whether XCF considers any members of the the group to be impaired. Equals '0'B if not, '1'B if so. Valid for QUAALevel>1.
		.... 1...		QUAGMESSAGEISOLATED	"X'08'" Indicates whether XCF considers any members of the group to be message isolated. Equals '0'B if not, '1'B if so. Valid for QUAALevel>1.
		.... .1..		QUAGIMPACTFULMISO	"X'04'" Indicates whether XCF considers any members of the group to be causing an impact due to message isolation. Equals '0'B if not, '1'B if so. Valid for QUAALevel>1.
		.... ..1.		QUAGIMPACTEDBYMISO	"X'02'" Indicates whether XCF considers any members of the group to be impacted by message isolation. Equals '0'B if not, '1'B if so. Valid for QUAALevel>1. In general, one would expect "impactful" and "impacted" to have the same value at the group level (if some member is being impacted, then some member must be causing the impact). But various latencies can lead to situations where the flags might differ.
17	(11)	CHARACTER	3		Reserved.
17	(11)	X'14'	0	QUAGRP_LEN	"*-QUAGRP"

Table 232. Structure QUAMEM

Offset Dec	Offset Hex	Type	Len	Name(Dim)	Description
0	(0)	STRUCTURE	0	QUAMEM	Member record data format

Table 232. Structure QUAMEM (continued)

Offset Dec	Offset Hex	Type	Len	Name(Dim)	Description
0	(0)	BITSTRING	1	QUAMTYPE	X'01' member record, X'81' last member record
1	(1)	BITSTRING	1		Reserved X'00'
2	(2)	SIGNED	2	QUAMLEN	Length of member record (includes User State Field length)
4	(4)	CHARACTER	16	QUAMNAME	Member name
20	(14)	BITSTRING	8	QUAMTOKEN	Member token
28	(1C)	BITSTRING	4	QUAMSTAT(0)	Group services state
28	(1C)	BITSTRING	1	QUAMSTA1	Member State - 2=CREATED, 3=ACTIVE, 4=QUIESCED, 5=FAILED
29	(1D)	BITSTRING	1	QUAMSTA2(0)	Additional Member Status information
		1... ....		QUAMSSSM	"X'80'" System Status Update Missing
		.1.. ....		QUAMSTRM	"X'40'" System Going - System Termination Started
		...1 ....		QUAMSSSM	"X'10'" Member Status Update Missing - confirmed by member status exit. Check QUAMUDAT value.
		.... 1...		QUAMSSMD	"X'08'" Member Status Update Missing - member's status exit never ran
		.... ..1.		QUAMMREM	"X'02'" Monitoring has been removed for this member
30	(1E)	BITSTRING	1	QUAMSTA3(0)	Additional status data
		1... ....		QUAMSTALLED	"X'80'" Indicates whether XCF considers this group member to be stalled with respect to the XCF processing that it performs. Equals '0'B if member is not considered stalled, '1'B if the member is considered stalled. A member is considered stalled, for example, if its message exit routine does not return to XCF in a timely fashion. For QUAALEVEL=0, the stall condition is only recognized for members active on the system that processes the query. For QUAALEVEL>0, the stall condition can be recognized for any active member regardless of where that member resides.
		.1.. ....		QUAMSYMPATHYSICKNESS	"X'40'" Indicates whether XCF considers the member to be causing sympathy sickness in the sysplex. Equals '0'B if not causing sympathy sickness, '1'B if so. For example, the member might be contributing to conditions that result in IXCMGSG0 requests being rejected for "no buffer". Valid for QUAALEVEL>0.
		..1. ....		QUAMDEACTIVATING	"X'20'" ON if system providing data is aware that subject member is being deactivated. Valid for QUAALEVEL>0.
		...1 ....		QUAM_SS_TERMINATING	"X'10'" ON if system providing data is aware that subject member is being terminated by SFM in an attempt to relieve sympathy sickness. Valid for QUAALEVEL>0.
		.... 1...		QUAMCONFIRMEDIMPAIRED	"X'08'" ON if XCF considers the member to be confirmed impaired. A member is confirmed impaired if the member is in a confirmed status update missing condition long enough to impact the normal operation of the member function. Valid for QUAALEVEL>1.

Table 232. Structure QUAMEM (continued)

Offset Dec	Offset Hex	Type	Len	Name(Dim)	Description
		.... .1..		QUAMDEEMEDIMPAIRED	"X'04'" ON if XCF considers the member to be deemed impaired. A member is deemed impaired if all of its exits processing user-related requests appear to be stalled and impacting the normal operation of the member function. Valid for QUAALevel>1.
		.... ..1.		QUAMMESSAGEISOLATED	"X'02'" ON when the system from which the IXCQUERY was issued considers the member to be "message isolated" (XCF will not send messages to the member).
		.... ...1		QUAMIMPACTFULMISO	"X'01'" ON if the message isolation of this member appears to be impacting other members in the sysplex. Due to various latencies, the senders could continue to be impacted even after the subject member is no longer isolated. Similarly, it might appear that senders are still being impacted even after they have recognized that the subject member is no longer isolated. Valid for QUAALevel>1.
31	(1F)	BITSTRING	1	QUAMSTA4(0)	Additional status data
		1... ....		QUAMIMPACTEDBYMISO	"X'80'" ON if subject member appears to be impacted by one or more peer members who are "message isolated". Implies one or more messages sent by the subject member to the isolated member(s) have been delayed and/or rejected. Valid for QUAALevel>1.
32	(20)	CHARACTER	8	QUAMSYS	System name on which the member was last active
40	(28)	SIGNED	4	QUAMSID(0)	System token for system on which member was last active
40	(28)	BITSTRING	1	QUAMSNUM	System slot number
41	(29)	SIGNED	3	QUAMSSEQ	System sequence number
44	(2C)	CHARACTER	8	QUAMJOB	JOB, STC, MOUNT, or LOGON name from the primary ASID current at JOIN time
52	(34)	BITSTRING	8	QUAMTOD	Time stamp of last change to member status
60	(3C)	SIGNED	4	QUAMUSLN	Length of User State Field, set by JOIN or CREATE
64	(40)	SIGNED	4	QUAMUSOF	Offset from QUAMEM of user state field. The user state field can be addressed by ADDR(QUAMEM)+QUAMUSOF. For IXCQUERY, the area used by QUAMEM must allow for the maximum size of 32-bytes of the user state field. For IXCJOIN or IXCCREAT, the area used by QUAMEM only needs to allow for the size of the user state field as specified on the IXCJOIN or IXCCREAT macro. QUAMUSLN contains the length of the user state field established by the IXCJOIN or IXCCREAT macro.
68	(44)	SIGNED	4	QUAMINTV	Interval specified by IXCJOIN. Could be changed through IXCMOD.

Table 232. Structure QUAMEM (continued)

Offset Dec	Offset Hex	Type	Len	Name(Dim)	Description
72	(48)	CHARACTER	4	QUAMUDAT	User Data returned by member status exit. Contains user data from Member Status Update Missing confirmation if QUAMSMSM is on. Contains user data from Member Status Update Resumed confirmation if QUAMSMSM is off and the user data is not zero. If zero and QUAMSMSM is off, then it is unclear if the status exit returned a zero user data value. Invalid if QUAMMREM or QUAMSMSD is on.
76	(4C)	CHARACTER	8	QUAMSTKN	Member STOKEN
84	(54)	BITSTRING	4	QUAMPROTOCOLS(0)	Protocols that are supported for the member. Individual flags are '1'B if the protocol is supported, '0'B if not.
		1... ....		QUAMPROCANRECEIVE	"X'80'" The member supplied a MSGEXIT routine when it invoked IXCJOIN to join its group. The member is capable of receiving messages.
		.1.. ....		QUAMPROCANREPLY	"X'40'" The member specified YES for CANREPLY keyword when it invoked IXCJOIN to join its group. The member claims to be able to participate in the XCF managed response collection protocol.
		..1. ....		QUAMPRORESPONSECOLLECTION	"X'20'" The system on which the member resides supports XCF managed response collection.
		...1 ....		QUAMPROORDEREDEDELIVERY	"X'10'" The system on which the member resides supports ordered message delivery.
		.... 1...		QUAMPROGT61KDELIVERY	"X'08'" The system on which the member resides supports delivery of messages <= 128M bytes in length
		.... .1..		QUAMPROGT61KMSG	"X'04'" The member specified YES for the GT61KMSG keyword when it invoked IXCJOIN to join its group. The member claims to be able to receive messages <= 128 megabytes in length.
		.... ..1.		QUAMPRODUPLICATES	"X'02'" The system on which the member resides supports duplicate messages.
84	(54)	BITSTRING	3		Reserved.
88	(58)	CHARACTER	3		Reserved
91	(5B)	BITSTRING	1	QUAMTERMLEVEL	The first termination action XCF is to take against the member that needs to be terminated. 0=N/A, 1=TASK, 2=JOBSTEP, 3=ADDRSPACE, 5=SYSTEM. Valid for QUAALEVEL>1.
91	(5B)	X'5C'	0	QUAMEM_LEN	"*-QUAMEM"

Table 233. Structure QUAMEM1

Offset Dec	Offset Hex	Type	Len	Name(Dim)	Description
0	(0)	STRUCTURE	0	QUAMEM1	Member record data format for QUAA level 1
0	(0)	CHARACTER	92		Mapped by QuaMem
92	(5C)	CHARACTER	8	QUAM1_GRPNAME	Name of group to which member belongs
100	(64)	CHARACTER	24	QUAM1_FUNCTION	User description of the function associated with the member. Valid for QUAALEVEL>1.

Table 233. Structure QUAMEM1 (continued)

Offset Dec	Offset Hex	Type	Len	Name(Dim)	Description
124	(7C)	BITSTRING	1	QUAM1_ATTRIBUTES(0)	Member attributes associated with the member at join time.
		1... ....		QUAM1_MEMASSOCTASK	"X'80'" ON if the member is associated with the task under which IXCJOIN was issued. If the Quam1_MemAssocTask, Quam1_MemAssocJobStep, and Quam1_MemAssocAddrSpace flags are all off, then the member association cannot be determined. Valid for QUAALevel>1.
		.1... ....		QUAM1_MEMASSOCJOBSTEP	"X'40'" ON if the member is associated with the job step task under which IXCJOIN was issued. If the Quam1_MemAssocTask, Quam1_MemAssocJobStep, and Quam1_MemAssocAddrSpace flags are all off, then the member association cannot be determined. Valid for QUAALevel>1.
		..1. ....		QUAM1_MEMASSOCADDRSPACE	"X'20'" ON if the member is associated with the address space under which IXCJOIN was issued. If the Quam1_MemAssocTask, Quam1_MemAssocJobStep, and Quam1_MemAssocAddrSpace flags are all off, then the member association cannot be determined. Valid for QUAALevel>1.
		...1 ....		QUAM1_LASTING	"X'10'" ON if the member joined with LASTING=YES. XCF preserves status information for lasting members that failed. Valid for QUAALevel>1.
		.... 1...		QUAM1_SYSCLEANUP	"X'08'" ON if the member joined with SYSCLEANUPMEM=YES to indicate it must perform system-wide cleanup after a system leaves the sysplex. Valid for QUAALevel>1.
		.... .1..		QUAM1_RECOVERYMGR	"X'04'" ON if the member joined with RECOVERYMGR=YES to designate itself as a recovery manager. Valid for QUAALevel>1.
		.... ..1.		QUAM1_CRITICALMEMBER	"X'02'" ON if the member joined with CRITICAL=YES to designate itself as a critical member. Valid for QUAALevel>1.
		.... ...1		QUAM1_LOCALCLEANUPCONTINUE	"X'01'" OFF if the member requested that it be given time to perform cleanup before XCF removes the member's system from the sysplex. The member is expected to confirm that it has completed such cleanup by invoking either the IXCLEAVE, IXCQUIES, or IXCSYSCL macro. The installation defined CLEANUP interval determines the maximum amount of time that XCF will wait for such cleanup to be confirmed. If the flag is ON, XCF need not give the member any time to perform such cleanup. Valid for QUAALevel>1.
125	(7D)	CHARACTER	3		reserved
125	(7D)	X'80'	0	QUAMEM1_LEN	"*-QUAMEM1"



Table 234. Structure QUAMEM2

Offset Dec	Offset Hex	Type	Len	Name (Dim)	Description
0	(0)	STRUCTURE	0	QUAMEM2	Member record data format for QUAA level 2
0	(0)	CHARACTER	128		Mapped by QuaMem1
128	(80)	CHARACTER	8	QUAM2_DEFINEDTIME	TOD clock value when the member state became ACTIVE or CREATED. Zero if the TOD cannot be determined. Valid for QuaaLevel > 1.
136	(88)	CHARACTER	8	QUAM2_DEACTIVATEDTIME	TOD clock value when the member state became FAILED or QUIESCED. Zero if the TOD cannot be determined. Valid for QuaaLevel > 1.
144	(90)	CHARACTER	48		reserved
144	(90)	X'CO'	0	QUAMEM2_LEN	"*-QUAMEM2"

Table 235. Structure QUACF

Offset Dec	Offset Hex	Type	Len	Name (Dim)	Description
0	(0)	STRUCTURE	0	QUACF	QUAA data for coupling facility. QUAHSGOF points to this record when general or specific data for a coupling facility is requested.
0	(0)	BITSTRING	1	QUACFTYP	X'10' Coupling facility record, X'90' Last coupling facility record
1	(1)	CHARACTER	1		Reserved X'00'
2	(2)	SIGNED	2	QUACFLEN	Length of record
4	(4)	CHARACTER	8	QUACFNAME	Name of coupling facility
12	(C)	CHARACTER	32	QUACFND(0)	Node descriptor of coupling facility IXLYNDE maps this field.
12	(C)	CHARACTER	4		See IXLYNDE
16	(10)	CHARACTER	26	QUACFID	EBCDIC portion of ND. See IXLYNDE. Note: NDEMODEL may be zero.
42	(2A)	CHARACTER	2		See IXLYNDE
44	(2C)	SIGNED	4	QUACFDUMPSIZE	Size of dump space as specified in CFRM active policy (number in multiple of 4K bytes)
48	(30)	BITSTRING	4	QUACFSTATE(0)	State of coupling facility
48	(30)	BITSTRING	1	QUACFSTATE1(0)	1st byte of state indicators
		1... ....		QUACFSTDPEND	"X'80'" Policy change pending which will delete this coupling facility from the CFRM active policy when all allocated structures are gone from this coupling facility
49	(31)	BITSTRING	1	QUACFSTATE2(0)	2nd byte of state indicators
		1... ....		QUACFSTRECONCILE	"X'80'" The coupling facility to CFRM policy reconcile process is in progress. When this bit is on IXLCONN to structures in this coupling facility are not permitted.
		.1.. ....		QUACFSTFAILED	"X'40'" The coupling facility has failed. When this bit is on IXLCONN to structures in this coupling facility are not permitted.
50	(32)	BITSTRING	1	QUACFSTATE3(0)	3rd byte of state indicators
		1... ....		QUACFSTPOPULATECF TARGET	"X'80'" A PopulateCF rebuild request is currently in progress for this facility.
		.... ...1		QUACFSTCFLCRMGMT	"X'01'" CF LossConn recovery management is in progress for the CF

Table 235. Structure QUACF (continued)

Offset Dec	Offset Hex	Type	Len	Name(Dim)	Description
51	(33)	BITSTRING	1	QUACFSTATE4	4th byte of state indicators
52	(34)	SIGNED	4	QUACFSTREXTRA	Number of structures in this coupling facility which cannot be added to the policy
56	(38)	CHARACTER	8	QUACFRSVD	Reserved
64	(40)	SIGNED	4	QUACFSC#	Number of records for systems connected to specified coupling facility (QUACFSC)
68	(44)	SIGNED	4	QUACFSCO	Offset from QUACF to QUACFSC records
72	(48)	SIGNED	4	QUACFSTR#	Number of records for structures in specified coupling facility (QUACFSTR)
76	(4C)	SIGNED	4	QUACFSTRO	Offset from QUACF to QUACFSTR records
80	(50)	CHARACTER	40	QUACFTEXT(0)	CFRM active policy data
80	(50)	CHARACTER	8	QUACFPOLNAME	Policy name. If SETXCF STOP,POLICY,TYPE=CFRM has been issued then the name will be blanks.
88	(58)	CHARACTER	8	QUACFUPDTIME	Time policy was last updated by the installation prior to this policy being activated. If SETXCF STOP,POLICY,TYPE=CFRM has been issued then the time will be the same time as QUACFSETTIME.
96	(60)	CHARACTER	8	QUACFSETTIME	Time policy was activated via operator command.
104	(68)	SIGNED	4	QUACFREQ#STR	If non-zero value, indicates that the policy is not formatted to contain the maximum number of structure records and is not large enough to contain all the structures that exist in coupling facilities represented in the policy. Value should be used as input to format a couple data set for TYPE CFRM.
108	(6C)	SIGNED	2	QUACFREQ#CONN	If non-zero value indicates that the policy is not large enough to contain all the connections that exist for structures represented in the policy. Value should be used as input to format a couple data set for TYPE CFRM.
110	(6E)	BITSTRING	1	QUACFPOLSTATUS(0)	Policy status flags
		1... ....		QUACFPOLCHGPEND	"X'80'" A policy change is in progress to start a policy with name QUACFPOLNAME or to stop use of the CFRM active policy when QUACFPOLNAME is blanks. The policy change is complete when there are no policy change(s) pending.
		.1.. ....		QUACFREALLOCINPROGRESS	"X'40'" REALLOCATE process in progress. The SETXCF START,REALLOCATE operator command starts the process.
		..1. ....		QUACFREALLOCSTOPPING	"X'20'" REALLOCATE process is stopping. The REALLOCATE process will end once location adjustment has completed for the structure that is the current target of REALLOCATE processing. The SETXCF STOP,REALLOCATE operator command stops the process.

Table 235. Structure QUACF (continued)

Offset Dec	Offset Hex	Type	Len	Name(Dim)	Description
		...1 ....		QUACFMSGBASEDEVENTMGMT	"X'10'" The CFRM event management protocol is message-based. Except for XCF signaling structures, each allocated structure has message-based processing enabled during event processing.
111	(6F)	CHARACTER	5		Reserved part of QUACFTEXT
116	(74)	SIGNED	4	QUACFEXTRA#STR	If non-zero value, indicates that the policy is formatted with the maximum number of structure records (or a recommendation was made to do so - if non-zero QuacFReq#Str field) and represents the number of structures that must be removed from the policy to contain all the structures that exist in coupling facilities represented in the policy.
120	(78)	CHARACTER	8	QUACFSITENAME	Name of the SITE specified in the CFRM policy. Zero when the optional SITE parameter was not specified.
128	(80)	BITSTRING	1	QUACFFLAGS(0)	
		1... ....		QUACFSITEFORRECOVERY	"X'80'" OFF => Recovery Manager is not active or CF does not reside at the recovery site. ON => Recovery Manager is active and CF resides at the recovery site.
		.1... ....		QUACFMAINTENANCEMODE	"X'40'" Coupling facility Maintenance Mode indicator. Valid only when the support for maintenance mode is installed on the system, see QuReqRfMaintenanceMode.
		..1. ....		QUACFALLOCNOTPERMITTED	"X'20'" Structure Allocation is not permitted in the coupling facility. Valid only when Allocation is Not Permitted indicator is available on this system, see QUREQRFAllocNotPermitted.
129	(81)	CHARACTER	31	QUACFRSVD2	Reserved
129	(81)	X'A0'	0	QUACF_LEN	"*-QUACF"

Table 236. Structure QUACF1

Offset Dec	Offset Hex	Type	Len	Name(Dim)	Description
0	(0)	STRUCTURE	0	QUACF1	CF record data format for QUAA level 1
0	(0)	CHARACTER	160		Mapped by QUACF
160	(A0)	SIGNED	4	QUACFMONID(0)	Zero or system token identifying the system that is responsible for monitoring this coupling facility (for example, structure full monitoring). Zero when no systems are connected to the coupling facility or when monitoring has not yet been claimed.
160	(A0)	BITSTRING	1	QUACFMONNUM	System slot number
161	(A1)	SIGNED	3	QUACFMONSEQ	System sequence number
164	(A4)	CHARACTER	4		Reserved
168	(A8)	CHARACTER	16	QUACFAUTH	Zero or authority data for the coupling facility last saved by CFRM.
184	(B8)	CHARACTER	40		Reserved
184	(B8)	X'E0'	0	QUACF1_LEN	"*-QUACF1"

Table 237. Structure QUACFSC

Offset Dec	Offset Hex	Type	Len	Name (Dim)	Description
0	(0)	STRUCTURE	0	QUACFSC	QUAA data for systems connected to specified coupling facility
0	(0)	BITSTRING	1	QUACFSC TYP	X'11' System connected to coupling facility record, X'91' Last system connected to coupling facility record.
1	(1)	CHARACTER	1		Reserved X'00'
2	(2)	SIGNED	2	QUACFSCLEN	Length of record
4	(4)	CHARACTER	8	QUACFSCNAME	Name of system connected to specified coupling facility
12	(C)	SIGNED	4	QUACFSCID(0)	System token identifying system connected to coupling facility
12	(C)	BITSTRING	1	QUACFSCNUM	System slot number
13	(D)	SIGNED	3	QUACFSCSEQ	System sequence number
13	(D)	X'10'	0	QUACFSC_LEN	"*-QUACFSC"

Table 238. Structure QUACFSC1

Offset Dec	Offset Hex	Type	Len	Name (Dim)	Description
0	(0)	STRUCTURE	0	QUACFSC1	CFSC record data format for QUAA level 1
0	(0)	CHARACTER	16		Mapped by QUACFSC
16	(10)	CHARACTER	64		Reserved
16	(10)	X'50'	0	QUACFSC1_LEN	"*-QUACFSC1"

Table 239. Structure QUACFSTR

Offset Dec	Offset Hex	Type	Len	Name (Dim)	Description
0	(0)	STRUCTURE	0	QUACFSTR	QUAA data for structures in specified coupling facility
0	(0)	BITSTRING	1	QUACFSTR TYP	X'12' Structures in coupling facility record, X'92' Last structure in coupling facility record.
1	(1)	CHARACTER	1		Reserved X'00'
2	(2)	SIGNED	2	QUACFSTRLEN	Length of record
4	(4)	CHARACTER	16	QUACFSTRNAME	Name of Structure
20	(14)	BITSTRING	1	QUACFSTRFLG(0)	Structure allocation status
		1... ....		QUACFSTRACT	"X'80'" ON->Only 1 structure is allocated with this structure name. Not part of a rebuild pair. OFF->2 structures are allocated with this name. See QuaCFSTRRebldNew and QuaCFSTRRebldOld to determine if this record represents either the rebuild new or rebuild old structure.
		.1.. ....		QUACFSTRREBLDOLD	"X'40'" Rebuild/old. If structure rebuild (IXLREBLD) has been initiated the original structure is now the old structure.
		..1. ....		QUACFSTRREBLDNEW	"X'20'" Rebuild/new. If structure rebuild (IXLREBLD) has been initiated this structure is the new structure.
		...1 ....		QUACFSTRTRAN	"X'10'" Transitional state. The structure is either being allocated in a coupling facility or being deallocated from a coupling facility.

Table 239. Structure QUACFSTR (continued)

Offset Dec	Offset Hex	Type	Len	Name (Dim)	Description
		.... 1...		QUACFSTRHOLD	"X'08'" Holding state. If structure was being deleted from the coupling facility but connectivity was lost, it is tracked in the policy.
		.... .1..		QUACFSTRDUMPTBL	"X'04'" Structure can not be deallocated since a dump table is associated with the structure.
		.... ...1		QUACFSTRMONALTERINPROGRESS	"X'01'" The structure alter is CF initiated and being monitored for completion.
21	(15)	BITSTRING	1	QUACFSTRFLG2(0)	Structure state
		1... ....		QUACFSTRSTRFAIL	"X'80'" Structure failure has been recognized for this version of the structure.
		.1.. ....		QUACFSTRNOSYSCON	"X'40'" No systems have connectivity to the facility in which the structure is allocated.
		..1. ....		QUACFSTRDUPALTERDEFER	"X'20'" The structure is duplexed and the alter of this structure instance is deferred, waiting for the alter of the other structure instance to complete.
		...1 ....		QUACFSTRDUPALTERINPROGRESS	"X'10'" The structure is duplexed and the alter of this structure instance is in progress.
		.... 1...		QUACFSTRPOPULATECFREBUILDPENDING	"X'08'" The structure is in Pending Rebuild state for the current POPULATECF rebuild.
		.... .1..		QUACFSTRDUPALTERSCMINUSE	"X'04'" The structure is duplexed, an alter of this structure instance is in progress and the alter process can not complete while storage- class memory is in use by one or both structure instances.
		.... ..1.		QUACFSTRDUPALTERCONTRACT	"X'02'" The structure is duplexed, an alter contraction of this structure instance is in progress and the alter process can not complete while storage-class memory is in use by one or both structure instances.
22	(16)	SIGNED	2	QUACFSTRSTRDUMPID	Structure Dump ID. Non zero value indicates dump table associated with structure. Valid only if structure is QUACFSTRACT, QUACFSTRREBLDNEW, QUACFSTRREBLDOLD, or QUACFSTRDUMPTBL.
22	(16)	X'18'	0	QUACFSTR_LEN	"*-QUACFSTR"

Table 240. Structure QUACFSTR1

Offset Dec	Offset Hex	Type	Len	Name (Dim)	Description
0	(0)	STRUCTURE	0	QUACFSTR1	CFSTR record data format for QUAA level 1
0	(0)	CHARACTER	24		Mapped by QUACFSTR
24	(18)	BITSTRING	8	QUACFSTRPHYSICALVERSION	Physical version for the structure. Changes when a new physical instance of the structure is allocated (e.g., user- or system-managed rebuild), and there is at least one active connector to observe the allocation.

Table 240. Structure QUACFSTR1 (continued)

Offset Dec	Offset Hex	Type	Len	Name(Dim)	Description
32	(20)	BITSTRING	8	QUACFSTRLOGICALVERSION	Logical structure version number. Used in conjunction with the physical version number to identify an instance of a structure. The value of this field is set equal to the physical version number when the structure is initially allocated. It changes when a process that allocates a new instance of the structure (e.g., rebuild) is user-managed, but not when it is system-managed.
40	(28)	BITSTRING	1	QUACFSTRRDATAListsPERCONN	Number of lists per connection when lock structure with record data is allocated to support multiple lists. A nonzero value is returned when the structure is allocated (QuaCfStrAct, QuaCfStrRebldOld, or QuaCfStrRebldNew is on) and supports more than 1 record data list per connection.
41	(29)	CHARACTER	111		Reserved
41	(29)	X'98'	0	QUACFSTR1_LEN	"*-QUACFSTR1"

Table 241. Structure QUASTR

Offset Dec	Offset Hex	Type	Len	Name(Dim)	Description
0	(0)	STRUCTURE	0	QUASTR	QUAA data for structures. QUAHSGOF points to this record when general or specific data for a structure is requested.
0	(0)	BITSTRING	1	QUASTRTYP	X'20' Structure record, X'A0' Last structure record.
1	(1)	CHARACTER	1		Reserved X'00'
2	(2)	SIGNED	2	QUASTRLen	Length of record
4	(4)	CHARACTER	16	QUASTRNAME	Name of structure
20	(14)	SIGNED	4	QUASTRSIZE	Size of structure as specified in CFRM active policy (number in multiple of 4K bytes)
24	(18)	BITSTRING	4	QUASTRSTATE(0)	State of structure
24	(18)	BITSTRING	1	QUASTRSTATE1(0)	1st byte of state indicators
		1... ....		QUASTRSTDPEND	"X'80'" Change pending in structure policy
		.1.. ....		QUASTRSTTOBEDELETED	"X'40'" The pending policy change for the structure is to delete the structure definition from the policy
		..1. ....		QUASTRSTTOBECHANGED	"X'20'" The pending policy change for the structure is to change the structure definition in the policy
		.... 1...		QUASTRSTREALLOCEVALPENDING	"X'08'" The allocated structure is pending evaluation for the process initiated by operator command SETXCF START,REALLOCATE. It is applicable to structures mapped by the QUASTRCF with allocation status indicated as QUASTRCFACT, QUASTRCFREBLDOLD or QUASTRCFREBLDNEW.

Table 241. Structure QUASTR (continued)

Offset Dec	Offset Hex	Type	Len	Name(Dim)	Description
		.... .1..		QUASTRSTREALLOCTARGETSTR	"X'04'" The allocated structure is the current target for the process initiated by operator command SETXCF START,REALLOCATE. The REALLOCATE process is adjusting the location of the instance(s) based on XCF allocation algorithms. If the REALLOCATE process has been stopped by operator command SETXCF STOP,REALLOCATE then once location adjustment has completed then the REALLOCATE process will end. It is applicable to structures mapped by the QUASTRCF with allocation status indicated as QUASTRCFCT, QUASTRCFREBLDOLD or QUASTRCFREBLDNEW.
25	(19)	BITSTRING	1	QUASTRSTATE2(0)	2nd byte of state indicators
		1... ....		QUASTRMSGBASEDEVENTPROC	"X'80'" On indicates that message-based processing is being used to manage events for the structure.
		.... ...1		QUASTRALTERNOTPERMITTED	"X'01'" On indicates that CF structure alter processing has been disabled - start alter is not permitted
26	(1A)	BITSTRING	1	QUASTRSTATE3(0)	3rd byte of state indicators
		1... ....		QUASTRSTSDISP	"X'80'" Allocated with STRDISP=KEEP
		..1. ....		QUASTRSTREBLD	"X'20'" Structure rebuild in progress
		...1 ....		QUASTRSTREBLDSTOP	"X'10'" Structure rebuild stopped QUASTRSTREBLD will also be on.
		.... 1...		QUASTRSTALTER	"X'08'" Structure alter in progress
		.... .1..		QUASTRSTINCLEANUP	"X'04'" Structure cleanup in progress
		.... ...1		QUASTRSTCFLCRMGMT	"X'01'" CF LossConn recovery management is in progress for the structure
27	(1B)	BITSTRING	1	QUASTRSTATE4(0)	4th byte of state indicators
		1... ....		QUASTRSTINPOLDEF	"X'80'" X'80' Structure is defined in policy
28	(1C)	BITSTRING	1	QUASTRINHWD(0)	Indicates structure in coupling facility
		1... ....		QUASTRINHWDON	"X'80'" X'80' Allocated in coupling facility
29	(1D)	BITSTRING	1	QUASTRSTRTYPE	Structure type. When the structure type is provided, it is applicable to structures mapped by the QUASTRCF with allocation status indicated as QUASTRCFCT, QUASTRCFREBLDOLD or QUASTRCFREBLDNEW. Valid only when value is non-zero. See constants defined below as QuaStrTypeXXXX.
30	(1E)	SIGNED	2	QUASTRCONNEXTRA	Highest connection identifier to this structure which can not be added to the policy.
32	(20)	SIGNED	2	QUASTRCONNEXTRA#	Number of connections to this structure which can not be added to the policy.
34	(22)	BITSTRING	1	QUASTRFLG(0)	Structure flags
		1... ....		QUASTRDUPLEXALLOWED	"X'80'" DUPLEX(ALLOWED) was specified in the CFRM active policy for the structure
		.1.. ....		QUASTRDUPLEXENABLED	"X'40'" DUPLEX(ENABLED) was specified in the CFRM active policy for the structure

Table 241. Structure QUASTR (continued)

Offset Dec	Offset Hex	Type	Len	Name (Dim)	Description
		..1. ....		QUASTRPREFENFORCE	"X'20'" ENFORCEORDER(YES)
		...1 ....		QUASTRALLOWAUTOALT	"X'10'" ALLOWAUTOALT(YES)
		.... 1...		QUASTRALLOWREALLOCATE	"X'08'" ALLOWREALLOCATE(YES) was specified or defaulted to in the CFRM active policy for the structure. See QUREQRFALLOWREALLOCATE
		.... .1..		QUASTRSUBNOTIFYDELAYBYPOL	"X'04'" SUBNOTIFYDELAY specified in CFRM active policy for the structure
		.... ..1.		QUASTRENCRYPT	"X'02'" Encrypt(YES NO)
		.... ...1		QUASTRENCRYPTBYPOL	"X'01'" Encrypt specified?
35	(23)	BITSTRING	1	QUASTRREBUILDPERCENT	REBUILDPERCENT for structure as specified in CFRM active policy. Value of zero implies not specified.
36	(24)	SIGNED	4	QUASTRINITSIZE	INITSIZE for structure as specified in CFRM active policy (number in multiple of 4K bytes)
40	(28)	SIGNED	4	QUASTRPL#	Number of records for preference list entries for specified structure (QUASTRPL)
44	(2C)	SIGNED	4	QUASTRPLO	Offset from QUASTR to QUASTRPL records
48	(30)	SIGNED	4	QUASTRXL#	Number of records for exclusion list entries for specified structure (QUASTRXL)
52	(34)	SIGNED	4	QUASTRXLO	Offset from QUASTR to QUASTRXL records
56	(38)	SIGNED	4	QUASTRCF#	Number of records for coupling facilities containing specified structure (QUASTRCF)
60	(3C)	SIGNED	4	QUASTRCFO	Offset from QUASTR to QUASTRCF records
64	(40)	SIGNED	4	QUASTRUSER#	Number of records for connector to specified structure (QUASTRUSER)
68	(44)	SIGNED	4	QUASTRUSERO	Offset from QUASTR to QUASTRUSER records
72	(48)	CHARACTER	40	QUASTRTEXT(0)	CFRM active policy data
72	(48)	CHARACTER	8	QUASTRPOLNAME	Policy name. If SETXCF STOP,POLICY,TYPE=CFRM has been issued then the name will be blanks.
80	(50)	CHARACTER	8	QUASTRUPDTIME	Time policy was last updated by the installation prior to this policy being activated. If SETXCF STOP,POLICY,TYPE=CFRM has been issued then the time will be the same time as QUASTRSETTIME.
88	(58)	CHARACTER	8	QUASTRSETTIME	Time policy was activated via operator command.
96	(60)	SIGNED	4	QUASTRREQ#STR	If non-zero value, indicates that the policy is not formatted to contain the maximum number of structure records and is not large enough to contain all the enough to contain all the structures that exist in coupling facilities represented in the policy. Value should be used as input to format a couple data set for TYPE CFRM.



Table 241. Structure QUASTR (continued)

Offset Dec	Offset Hex	Type	Len	Name(Dim)	Description
100	(64)	SIGNED	2	QUASTRREQ#CONN	If non-zero value indicates that the policy is not large enough to contain all the connections that exist for structures represented in the policy. Value should be used as input to format a couple data set for TYPE CFRM.
102	(66)	BITSTRING	1	QUASTRPOLSTATUS(0)	Policy status flags
		1... ....		QUASTRPOLCHGPEND	"X'80'" A policy change is in progress to start a policy with name QUASTRPOLNAME or to stop use of the CFRM active policy when QUASTRPOLNAME is blanks. The policy change is complete when there are no policy change(s) pending.
		.1.. ....		QUASTRREALLOCINPROGRESS	"X'40'" REALLOCATE process in progress. The SETXCF START,REALLOCATE operator command starts the process.
		..1. ....		QUASTRREALLOCSTOPPING	"X'20'" REALLOCATE process is stopping. The REALLOCATE process will end once location adjustment has completed for the structure that is the current target of REALLOCATE processing. The SETXCF STOP,REALLOCATE operator command stops the process.
		...1 ....		QUASTRMSGBASEDEVENTMGMT	"X'10'" The CFRM event management protocol is message-based. Except for XCF signaling structures, each allocated structure has message-based processing enabled during event processing (see QuaStrMsgBasedEventProc). For manager information, see QuaStrMsgBasedMgrSysName and QuaStrMsgBasedMgrSysSID.
103	(67)	CHARACTER	5		Reserved part of QUASTRTEXT
108	(6C)	SIGNED	4	QUASTREXTRA#STR	If non-zero value, indicates that the policy is formatted with the maximum number of structure records (or a recommendation was made to do so - if non-zero QuaStrReq#Str field) and represents the number of structures that must be removed from the policy to contain all the structures that exist in coupling facilities represented in the policy.
112	(70)	CHARACTER	52	QUASTRREBLDINFO(0)	IXLREBLD related information.
112	(70)	BITSTRING	4	QUASTRREBLDPHASE(0)	Phase for the rebuild structure process. Valid when QuaStrStRebld is on. Note that not all phases are applicable to all rebuild types or methods. Type (duplexed or not duplexed) is indicated by QuaStrRebldDuplex. Method (user- or system- managed) is indicated by QuaStrProcessMethod.
112	(70)	BITSTRING	1	QUASTRREBLDPHASE1(0)	1st byte of phase indicators
		1... ....		QUASTRREBLDQUIESCE	"X'80'" QUIESCE - A structure rebuild has been initiated. Connections need to stop usage of the structure and confirm. This phase will be complete when all connections have issued IXLEERSP for the Rebuild Quiesce event.

Table 241. Structure QUASTR (continued)

Offset Dec	Offset Hex	Type	Len	Name(Dim)	Description
		.1.. ....		QUASTRREBLDCOMPLETE	"X'40'" COMPLETE - A structure rebuild is in progress. Connections can connect and access the new structure. This phase will be complete when all connections have issued IXLREBLD REQUEST=COMPLETE.
		..1. ....		QUASTRREBLDCLEANUP	"X'20'" CLEANUP - A structure rebuild is in progress. Connections have completed their part of the process and final cleanup is in progress. This phase will be complete when all connections have issued IXLEERSF for the Rebuild Cleanup event.
		...1 ....		QUASTRREBLDSTOP	"X'10'" STOP - Structure rebuild has been stopped.
		.... 1...		QUASTRREBLDDUPLEXESTABLISHED	"X'08'" DUPLEX ESTABLISHED- Duplexing has been established and all users may proceed with duplexed structure operations. This phase will be complete when a switch to simplex mode using the new structure has been requested, and all users have issued IXLREBLD REQUEST=DUPLEXCOMPLETE
		.... .1..		QUASTRREBLDSTARTUP	"X'04'" STARTUP - A system-managed process is in the startup phase.
		.... ..1.		QUASTRREBLDALLOCATE	"X'02'" ALLOCATE - A system-managed process is in the allocate phase. The system participating in the phase is described in the QUASTRSYS record.
		.... ...1		QUASTRREBLDATTACH	"X'01'" ATTACH - A system-managed process is in the attach phase. The system(s) participating in the phase are described in the QUASTRSYS record.
113	(71)	BITSTRING	1	QUASTRREBLDPHASE2(0)	2nd byte of phase indicators
		1... ....		QUASTRREBLDCOPY	"X'80'" COPY - A system-managed process is in the copy phase. The system(s) participating in the phase are described in the QUASTRSYS record.
		.1.. ....		QUASTRREBLDCOPYSTOP	"X'40'" COPY STOP - A system-managed process is in the copy stop phase. The system(s) participating in the phase are described in the QUASTRSYS record.
		..1. ....		QUASTRREBLDQUIESCESTOP	"X'20'" QUIESCE FOR STOP - A system-managed duplexing rebuild is in the quiesce for stop phase. Activity to the duplexed structure is being quiesced.
114	(72)	BITSTRING	1	QUASTRREBLDPHASE3	3rd byte of phase indicators
115	(73)	BITSTRING	1	QUASTRREBLDPHASE4	4th byte of phase indicators
116	(74)	BITSTRING	4	QUASTRREBLDSTARTRSN(0)	Rebuild start reason
		1... ....		QUASTRREBLDSTARTOPER	"X'80'" Operator
		.1.. ....		QUASTRREBLDSTARTCONN	"X'40'" Connector. See user code. (QUASTRREBLDSTARTUCODE)
		..1. ....		QUASTRREBLDSTARTLOSTCCF	"X'20'" Lost connectivity to coupling facility containing structure
		...1 ....		QUASTRREBLDSTARTSTRFAIL	"X'10'" Structure failed
		.... 1...		QUASTRREBLDSTARTPOLICY	"X'08'" Policy-initiated (DUPLEX(ENABLED) specified for the structure)

Table 241. Structure QUASTR (continued)

Offset Dec	Offset Hex	Type	Len	Name (Dim)	Description
120	(78)	SIGNED	4	QUASTRREBLDSTARTUCODE	User code if rebuild start reason was connector. (QUASTRREBLDSTARTCONN)
124	(7C)	BITSTRING	4	QUASTRREBLDSTOPRSN(0)	Rebuild stop reason
124	(7C)	BITSTRING	1	QUASTRREBLDSTOPRSN1(0)	
		1... ....		QUASTRREBLDSTOPOPER	"X'80'" Operator
		.1.. ....		QUASTRREBLDSTOPCONN	"X'40'" Connector. See user code. (QUASTRREBLDSTOPUCODE)
		..1. ....		QUASTRREBLDSTOPINSUFFCONN	"X'20'" No coupling facility in the preference list provided better or equivalent connectivity than the current facility. The rebuild was stopped to avoid a degradation in connectivity for the application.
		...1 ....		QUASTRREBLDSTOPNOBETTERCONN	"X'10'" No coupling facility in the preference list provided better connectivity than the current facility for this LOSSCONN rebuild. The rebuild was stopped to avoid further degradation in connectivity for the application.
		.... 1...		QUASTRREBLDSTOPLOSTCCFNEW	"X'08'" Lost connectivity to coupling facility containing new structure
		.... .1..		QUASTRREBLDSTOPLOSTCCFOLD	"X'04'" Lost connectivity to coupling facility containing old structure
		.... ..1.		QUASTRREBLDSTOPSTRFAILNEW	"X'02'" New structure failed.
		.... ...1		QUASTRREBLDSTOPSTRFAILOLD	"X'01'" Old structure failed.
125	(7D)	BITSTRING	1	QUASTRREBLDSTOPRSN2(0)	
		1... ....		QUASTRREBLDSTOPPOLICY	"X'80'" Policy-initiated (DUPLEX(DISABLED) specified for the structure)
		.1.. ....		QUASTRREBLDSTOPSTRFAIL	"X'40'" Structure failure (for a duplexing rebuild)
		..1. ....		QUASTRREBLDSTOPLOSSCONN	"X'20'" Loss of connectivity (for a duplexing rebuild)
		...1 ....		QUASTRREBLDSTOPINSUFFCONNCHGCON	"X'10'" Insufficient connectivity due to a change in the set of structure connectors (for a duplexing rebuild)
		.... 1...		QUASTRREBLDSTOPPOPCFNOTSUITABLE	"X'08'" This structure was selected as a candidate for a PopulateCF rebuild, but the facility specified on the Start PopCF rebuild was not a suitable location compared to its current location
		.... .1..		QUASTRREBLDSTOPCONNECTORHANG	"X'04'" The rebuild was stopped to try to alleviate a hang of a structure-related process caused by failure of a connector to provide an expected response
126	(7E)	BITSTRING	1	QUASTRREBLDSTOPRSN3(0)	
		1... ....		QUASTRREBLDSTOPSYSGDPHASEFAIL	"X'80'" Failure of a system-managed process phase

Table 241. Structure QUASTR (continued)

Offset Dec	Offset Hex	Type	Len	Name (Dim)	Description
		.1.. ....		QUASTRREBLDSTOPDUMPSER	"X'40'" During a system-managed process, dump serialization prevented access to either the old or the new instance of the structure
		..1. ....		QUASTRREBLDSTOPDUPLEXREQFAILED	"X'20'" During a system-managed duplexing rebuild a duplexed request failed
		...1 ....		QUASTRREBLDSTOPDUPLEXOUTOFSYNCH	"X'10'" During a system-managed duplexing rebuild an out of synch condition was detected by a duplexed request issued during the duplex established phase
		.... 1...		QUASTRREBLDSTOPNOCONIDAVAIL	"X'08'" The duplexing rebuild was stopped because the structure instance did not have any available CONIDs
		.... .1..		QUASTRREBLDSTOPALLOWUSERLIMCHG	"X'04'" The duplexing rebuild was stopped because the structure instances had different facility user limits and a connector did not specify MAXCONN=xxx on the IXLCONN
		.... ..1.		QUASTRREBLDSTOPASYNCDUPSTALLED	"X'02'" The system-managed asynchronous duplexing rebuild was stopped because request processing is stalled.
		.... ...1		QUASTRREBLDSTOPNOPEERCONN	"X'01'" The system-managed asynchronous duplexing rebuild was stopped because connectivity between the CF containing the old structure and the CF containing the new structure has been lost.
127	(7F)	BITSTRING	1	QUASTRREBLDSTOPRSN4(0)	
		1... ....		QUASTRREBLDSTOPDUPLEXCHGCON	"X'80'" The duplexing rebuild was stopped due to duplexing preventing a change in the set of connectors.
		.1.. ....		QUASTRREBLDSTOPADUPINACTIVE	"X'40'" The system-managed asynchronous duplexing rebuild was stopped because the coupling facility reported that duplexing is no longer active
128	(80)	SIGNED	4	QUASTRREBLDSTOPUCODE	User code if rebuild stop reason was connector. (QUASTRREBLDSTOPCONN)
132	(84)	CHARACTER	32	QUASTRREBLDPHASECONFIRMSTNG	Bit string representing active connections for this phase of rebuild. The bit position maps to the connection identifier. See QUASTRUSERCONID.
164	(A4)	CHARACTER	104	QUASTRUSYNCFINFO(0)	IXLUSYNC related information.
164	(A4)	CHARACTER	32	QUASTRUSYNCCONFIRMSTNG	Bit string representing active connections needing to respond to User Sync Point event represented by QUASTRUSYNCFNEXT. The bit position maps to the connection identifier. See QUASTRUSERCONID.

Table 241. Structure QUASTR (continued)

Offset Dec	Offset Hex	Type	Len	Name(Dim)	Description
196	(C4)	SIGNED	4	QUASTRUSYNCPNEXT	Next User Sync Point event. This is the current event. In the event exit, the user receives this as the next event.
200	(C8)	CHARACTER	32	QUASTRUSYNCPNEXTUSTATE	Next User Sync Point user state information
232	(E8)	SIGNED	4	QUASTRUSYNCCOMPLETED	Completed User Sync Point event. This is the previous event which has completed. In the event exit, the user receives this as the completed event.
236	(EC)	CHARACTER	32	QUASTRUSYNCCOMPLETEDUSTATE	Completed User Sync Point user state information
268	(10C)	SIGNED	4	QUASTRPENDSIZE	Size of the structure in the pending policy, in units of 4K bytes. This field is valid only when it contains a nonzero value. Note that this field is set to the pending policy INITSIZE (if specified) or to the pending policy SIZE (if INITSIZE is not specified).
272	(110)	BITSTRING	1	QUASTRREBLDFLAGS(0)	Rebuild flags
				QUASTRREBLDDUPLEX	"X'80'" Indicates whether or not the in-progress rebuild is a duplexing rebuild
				QUASTRREBLDSWITCHINPROGRESS	"X'40'" Indicates whether or not a switch to simplex mode using the new structure has been initiated for a duplexing rebuild that was in the rebuild duplex established phase.
				QUASTRASYNCDUPLEX	"X'02'" ON => duplexing is active using system-managed asynchronous duplexing
				QUASTRPROCESSMETHOD	"X'01'" ON => the process in progress is system-managed. OFF=> the process in progress is user-managed. The process type is identified by the QuaStrStRebld and QuaStrRebldDuplex flags.
273	(111)	CHARACTER	1	QUASTRDUPEXOPTIONS(0)	Additional duplexing options
				QUASTRDUPEXSITE	"X'F0'" Determines how a CF SITE is used when determining CF importance and eligibility for duplexed CF structure allocation. These bits are only valid when either the QuaStrDuplexAllowed or QuaStrDuplexEnabled bit are also set on. When none of the QuaStrDuplexSite bits are set on, DUPLEX(ALLOWED) or DUPLEX(ENABLED) was specified in the CFRM active policy for the structure and ANYSITE was defaulted for the duplexing site parameter.
				QUASTRDUPEXANYSITE	"X'80'" DUPLEX(ALLOWED,ANYSITE) or DUPLEX(ENABLED,ANYSITE) was specified in the CFRM active policy for the structure. This indicates the CF SITE specification is not used when determining CF importance and eligibility for duplexed CF structure allocation.

Table 241. Structure QUASTR (continued)

Offset Dec	Offset Hex	Type	Len	Name(Dim)	Description
		.1.. ....		QUASTRDUPLEXCROSSSITE	"X'40'" DUPLEX(ALLOWED,CROSSSITE) or DUPLEX(ENABLED,CROSSSITE) was specified in the CFRM active policy for the structure. This indicates that it is preferred that the duplexed structure instances be allocated across sites according to the CF SITE specification.
		..1. ....		QUASTRDUPLEXSAMESITE	"X'20'" DUPLEX(ALLOWED,SAMESITE) or DUPLEX(ENABLED,SAMESITE) was specified in the CFRM active policy for the structure. This indicates that it is preferred that the duplexed structure instances be allocated in the same site according to the CF SITE specification.
		...1 ....		QUASTRDUPLEXSAMESITEONLY	"X'10'" DUPLEX(ALLOWED,SAMESITEONLY) or DUPLEX(ENABLED,SAMESITEONLY) was specified in the CFRM active policy for the structure. This indicates that it is required that the duplexed structure instances be allocated in the same site according to the CF SITE specification.
		.... 1111		QUASTRDUPLEXMODES	"X'0F'" Determines the mode of system-managed duplexing (synchronous or asynchronous) that can or should be used for duplexing. Zero when the mode of duplexing is not specified by the CFRM policy and the default of only allowing synchronous duplexing is in effect.
		.... 1...		QUASTRDUPLEXSAMESITEASYNC	"X'08'" ON indicates that asynchronous duplexing is allowed when duplexing within a site according to the CF SITE specification. Use with QuaStrDuplexSameSiteSync to determine the associated CFRM policy keyword. When ON and QuaStrDuplexSameSiteSync is OFF, ASYNCONLY was specified. When both are ON, ASYNC was specified.
		.... .1..		QUASTRDUPLEXSAMESITESYNC	"X'04'" ON indicates that synchronous duplexing is allowed when duplexing within a site according to the CF SITE specification. Use with QuaStrDuplexSameSiteAsync to determine the associated CFRM policy keyword. When ON and QuaStrDuplexSameSiteAsync is OFF, SYNCONLY was specified. When both are ON, ASYNC was specified.
		.... ..1.		QUASTRDUPLEXASYNC	"X'02'" ON indicates that asynchronous duplexing is allowed when not duplexing within a site according to the CF SITE specification. Use with QuaStrDuplexSync to determine the associated CFRM policy keyword. When ON and QuaStrDuplexSync is OFF, ASYNCONLY was specified. When both are ON, ASYNC was specified.
		.... ...1		QUASTRDUPLEXSYNC	"X'01'" ON indicates that synchronous duplexing is allowed when not duplexing within a site according to the CF SITE specification. Use with QuaStrDuplexAsync to determine the associated CFRM policy keyword. When ON and QuaStrDuplexAsync is OFF, SYNCONLY was specified. When both are ON, ASYNC was specified.

Table 241. Structure QUASTR (continued)

Offset Dec	Offset Hex	Type	Len	Name (Dim)	Description
274	(112)	CHARACTER	1	QUASTRRSVD	Reserved
275	(113)	BITSTRING	1	QUASTRFULLTHRESHOLD	FULLTHRESHOLD for a structure as specified or defaulted to in the CFRM active policy
276	(114)	SIGNED	4	QUASTRMINSIZE	MINSIZE for structure as specified or defaulted to in CFRM active policy (number in multiple of 4K bytes)
280	(118)	CHARACTER	15	QUASTRALTER(0)	Structure alter data Only has data if QUASTRSTALTER is on.
280	(118)	BITSTRING	1	QUASTRALTERFLG1(0)	Structure alter status flags
		1... ....		QUASTRALTERSTOP	"X'80'" Structure alter stopped
		.1.. ....		QUASTRALTEROPSTART	"X'40'" Structure alter started by SETXCF command
		..1. ....		QUASTRALTEROPSTOP	"X'20'" Structure alter stopped by SETXCF command
		...1 ....		QUASTRALTERPGMSTART	"X'10'" Structure alter started by IXLALTER interface
		.... 1...		QUASTRALTERPGMSTOP	"X'08'" Structure alter stopped by IXLALTER interface
		.... .1..		QUASTRALTERREBLDSTOP	"X'04'" Structure alter stopped due to structure rebuild
		.... ..1.		QUASTRALTERSYSSTART	"X'02'" Structure alter started by system for AutoAlter
		.... ...1		QUASTRALTERSYSSTOP	"X'01'" Structure alter stopped by system for AutoAlter
281	(119)	BITSTRING	1	QUASTRALTERFLG2(0)	Structure alter consensus from all connections and alter request data
		1... ....		QUASTRALTERCHGFSIZE	"X'80'" Structure alter request specified size change
		.1.. ....		QUASTRALTERCHGRATIO	"X'40'" Structure alter request specified ratio change
		..1. ....		QUASTRALTERCHGEMC	"X'20'" Structure alter request specified EMC change
		...1 ....		QUASTRALTERNEW	"X'10'" Alter in progress against the new structure during a duplexing rebuild process
		.... 1...		QUASTRALTEROLD	"X'08'" Alter in progress against the old structure during a duplexing rebuild process
		.... ..1.		QUASTRALTERCFSTART	"X'02'" Structure alter started by coupling facility
		.... ...1		QUASTRALTERRATIO	"X'01'" Structure alter permits change to ratio
282	(11A)	BITSTRING	1	QUASTRALTERMINENTRY	Maximum for all connections of the minimum percent of entries
283	(11B)	BITSTRING	1	QUASTRALTERMINELEMENT	Maximum for all connections of the minimum percent of elements
284	(11C)	SIGNED	4	QUASTRALTERTSIZE	Structure alter target size
288	(120)	SIGNED	2	QUASTRALTERTENTRYRATIO	Structure alter target entry part of entry-to-element ratio
290	(122)	SIGNED	2	QUASTRALTERTELEMENTRATIO	Structure alter target element part of entry-to-element ratio
292	(124)	SIGNED	2	QUASTRALTERTEMCSTGPCT	Structure alter target for Event Monitor Control storage Percent
294	(126)	BITSTRING	1	QUASTRALTERMINEMC	Maximum for all connections of the minimum percent of EMC storage
295	(127)	CHARACTER	1		Reserved

Table 241. Structure QUASTR (continued)

Offset Dec	Offset Hex	Type	Len	Name (Dim)	Description
296	(128)	SIGNED	4	QUASTRSYSNUMRECS	Number of records for system-related information for specified structure (QUASTRSYS)
300	(12C)	SIGNED	4	QUASTRSYSO	Offset from QUASTR to QUASTRSYS records
304	(130)	SIGNED	4	QUASTRSUBNOTIFYDELAY	STR sublist notification delay
308	(134)	SIGNED	2	QUASTRRECPRTY	RECPRTY for structure as specified in CFRM active policy. Value of zero implies not specified
310	(136)	SIGNED	2	QUASTRSYSRECPRTY	RECPRTY for structure determined by the system. Value of zero implies RECPRTY is not supported for the structure and it will not participate in LOSSCONN RECOVERY management.
310	(136)	X'138'	0	QUASTR_LEN	"*-QUASTR"

Table 242. Structure QUASTR1

Offset Dec	Offset Hex	Type	Len	Name (Dim)	Description
0	(0)	STRUCTURE	0	QUASTR1	STR record data format for QUAA level 1
0	(0)	CHARACTER	312		Mapped by QUASTR
312	(138)	CHARACTER	16	QUASTRUSYNCF02(0)	Additional USYNC info
312	(138)	SIGNED	4	QUASTRUSYNCCOMPCODE	Next completion code
316	(13C)	SIGNED	4	QUASTRUSYNCCOMPLETEDCOMPCODE	Completed completion code
320	(140)	CHARACTER	8		Reserved
328	(148)	BITSTRING	1	QUASTRREBLDPCTLOSSCONN	Percent loss of connectivity associated with a structure rebuild that was initiated by MVS based on REBUILDPERCENT
329	(149)	CHARACTER	2		Reserved
331	(14B)	BITSTRING	1	QUASTR1FLAGS(0)	QuaStr1 Flags
		1... ....		QUASTRLISTNOTIFYDELAYBYPOL	"X'80'" LISTNOTIFYDELAY specified in the CFRM active policy for the structure
		.1.. ....		QUASTRKEYRNOTIFYDELAYBYPOL	"X'40'" KEYRNOTIFYDELAY specified in the CFRM active policy for the structure
332	(14C)	CHARACTER	8	QUASTRGRPNAME	XCF group name associated with this structure, if the structure is being used as a serialized structure. Otherwise, this field contains binary zero
340	(154)	CHARACTER	8	QUASTRPOPCFNAME	Name of Coupling Facility for this structure is a PopulateCF candidate, if the structure is a PopCF candidate. Otherwise, this field contains binary zero
348	(15C)	BITSTRING	8	QUASTRAUTOVERSION	If a system-managed process affecting this structure is in progress (QUASTRPROCESSMETHOD = 0N), this field contains a token that can be used to correlate events related to that process. If no system-managed process affecting this structure is in progress, this field contains zero.



Table 242. Structure QUASTR1 (continued)

Offset Dec	Offset Hex	Type	Len	Name (Dim)	Description
356	(164)	CHARACTER	44	QUASTRPPINFO(0)	Detail info for pending policy changes. Valid only when QUASTRSTTOBECHANGED and QUASTRPPVALID are on. Returned only for QUAALevel=2 or higher
356	(164)	BITSTRING	4	QUASTRPPFLAGS(0)	Pending policy flags
		1... ....		QUASTRPPVALID	"X'80'" Pending policy info is valid to look at
		.1.. ....		QUASTRPPENFORCEORDER	"X'40'" Pending policy ENFORCEORDER
		..1. ....		QUASTRPPDUPLEXALLOWED	"X'20'" Pending policy DUPLEX(ALLOWED)
		...1 ....		QUASTRPPDUPLEXENABLED	"X'10'" Pending policy DUPLEX(ENABLED)
		.... 1...		QUASTRPPENCRYPT	"X'08'" Pending policy Encrypt
		.... .1..		QUASTRPPENCRYPTKEYCHG	"X'04'" Pending policy Encryption key change
356	(164)	BITSTRING	3		Reserved
360	(168)	SIGNED	4	QUASTRPPSIZE	Pending policy SIZE
364	(16C)	SIGNED	4	QUASTRPPINITSIZE	Pending policy INITSIZE
368	(170)	SIGNED	4	QUASTRPPMINSIZE	Pending policy MINSIZE
372	(174)	SIGNED	4	QUASTRPPPL#	Pending policy number of prelist entries
376	(178)	SIGNED	4	QUASTRPPPLO	Pending policy offset to prelist entries
380	(17C)	SIGNED	4	QUASTRPPXL#	Pending policy number of excllist entries
384	(180)	SIGNED	4	QUASTRPPXLO	Pending policy offset to excllist entries
388	(184)	BITSTRING	1	QUASTRPPSCMALG	Pending Policy - SCMALGORITHM. Valid only when QuaStrPPSCMMAXSIZE value is non-zero
389	(185)	CHARACTER	1	QUASTRPPDUPLEXOPTIONS(0)	Pending duplexing options. Valid only when QuaStrPpDuplexAllowed or QuaStrPpDuplexEnabled is ON.
		1111 ....		QUASTRPPDUPLEXSITE	"X'F0'" Pending DUPLEX site specification.
		1... ....		QUASTRPPDUPLEXANYSITE	"X'80'" Pending DUPLEX ANYSITE specification
		.1.. ....		QUASTRPPDUPLEXCROSSSITE	"X'40'" Pending DUPLEX CROSSSITE specification
		..1. ....		QUASTRPPDUPLEXSAMESITE	"X'20'" Pending DUPLEX SAMESITE specification
		...1 ....		QUASTRPPDUPLEXSAMESITEONLY	"X'10'" Pending DUPLEX SAMESITEONLY specification
		.... 1111		QUASTRPPDUPLEXMODES	"X'0F'" Determines the mode of system-managed duplexing (synchronous or asynchronous) that is pending. Zero when the pending mode of duplexing is not specified by the CFRM policy and the default of only allowing synchronous duplexing is in effect.
		.... 1...		QUASTRPPDUPLEXSAMESITEASYNC	

Table 242. Structure QUASTR1 (continued)

Offset Dec	Offset Hex	Type	Len	Name (Dim)	Description
					"X'08'" ON indicates that asynchronous duplexing is allowed when duplexing within a site according to the CF SITE specification. Use with QuaStrPpDuplexSameSiteSync to determine the associated CFRM policy keyword. When ON and QuaStrPpDuplexSameSiteSync is OFF, ASYNCONLY was specified. When both are ON, ASYNC was specified.
	.... .1..			QUASTRPPDUPLEXSAMESITESYNC	"X'04'" ON indicates that synchronous duplexing is allowed when duplexing within a site according to the CF SITE specification. Use with QuaStrPpDuplexSameSiteAsync to determine the associated CFRM policy keyword. When ON and QuaStrPpDuplexSameSiteAsync is OFF, SYNCONLY was specified. When both are ON, ASYNC was specified.
	.... ..1.			QUASTRPPDUPLEXASYNC	"X'02'" ON indicates that asynchronous duplexing is allowed when not duplexing within a site according to the CF SITE specification. Use with QuaStrPpDuplexSync to determine the associated CFRM policy keyword. When ON and QuaStrPpDuplexSync is OFF, ASYNCONLY was specified. When both are ON, ASYNC was specified.
	.... ...1			QUASTRPPDUPLEXSYNC	"X'01'" ON indicates that synchronous duplexing is allowed when not duplexing within a site according to the CF SITE specification. Use with QuaStrPpDuplexAsync to determine the associated CFRM policy keyword. When ON and QuaStrPpDuplexAsync is OFF, SYNCONLY was specified. When both are ON, ASYNC was specified.
390	(186)	CHARACTER	2		Reserved
392	(188)	CHARACTER	8	QUASTRPPSCMMAXSIZE	Pending Policy - SCMMAXSIZE
400	(190)	CHARACTER	8	QUASTRPPENCRYPTKEYTOD	Zero or TOD associated with the pending policy encryption key giving the approximate time the key was stored in the policy. Valid only for QuaaLevel=2 when QuaStrStToBeChanged, QuaStrPpValid, and QuaStrPpEncrypt are on.
408	(198)	CHARACTER	4		Reserved
412	(19C)	BITSTRING	1	QUASTRSCMALG	SCMALGORITHM for structure as specified in CFRM active policy. Valid only when QuaStrSCMMAXSIZE value is non-zero
413	(19D)	CHARACTER	3		Reserved
416	(1A0)	CHARACTER	8	QUASTRSCMMAXSIZE	SCMMAXSIZE for structure as specified in CFRM active policy (number in multiple of 4K bytes) or 0 when SCMMAXSIZE is not specified
424	(1A8)	SIGNED	4	QUASTRLISTNOTIFYDELAY	List Notification Delay (LISTNOTIFYDELAY) specified in the CFRM active policy for the structure
428	(1AC)	SIGNED	4	QUASTRKEYRNOTIFYDELAY	Key-Range Notification Delay (KEYRNOTIFYDELAY) specified in the CFRM active policy for the structure

Table 242. Structure QUASTR1 (continued)

Offset Dec	Offset Hex	Type	Len	Name (Dim)	Description
432	(1B0)	CHARACTER	8	QUASTRENCRYPTKEYTOD	Zero or TOD associated with the active policy encryption key giving the approximate time the key was stored in the policy. Valid only when QuaStrEncrypt is on.
432	(1B0)	X'1B8'	0	QUASTR1_LEN	"*-QUASTR1"

Table 243. Structure QUASTR2

Offset Dec	Offset Hex	Type	Len	Name (Dim)	Description
0	(0)	STRUCTURE	0	QUASTR2	STR record data format for QUAA level 3
0	(0)	CHARACTER	440		Mapped by QUASTR1
440	(1B8)	CHARACTER	16		Reserved
456	(1C8)	SIGNED	4	QUASTRMSGBASEDLEVEL	Level of message-based event processing currently being used by CFRM. Valid when QuaStrMsgBasedEventManager is on.
460	(1CC)	SIGNED	4	QUASTRMSGBASEDMGRSYSSID(0)	Message-based manager system - system token. Valid when QuaStrMsgBasedEventManager is on. Token may be null during transition to a new managing system.
460	(1CC)	BITSTRING	1	QUASTRMSGBASEDMGRSYSNUM	System slot number
461	(1CD)	SIGNED	3	QUASTRMSGBASEDMGRSYSSEQ	System sequence number
464	(1D0)	CHARACTER	8	QUASTRMSGBASEDMGRSYSNAME	Message-based manager system - system name. Valid when QuaStrMsgBasedEventManager is on. Name may be blank during transition to a new managing system.
472	(1D8)	CHARACTER	64	QUASTRDIAGINFO(0)	Diagnostic Information
472	(1D8)	CHARACTER	4	QUASTRDIAGINFOW01(0)	Diagnostics word 1
472	(1D8)	BITSTRING	1	QUASTRDIAGINFOW01B1	Diagnostics word 1 - Byte 1
473	(1D9)	BITSTRING	1	QUASTRDIAGINFOW01B2	Diagnostics word 1 - Byte 2
474	(1DA)	BITSTRING	1	QUASTRDIAGINFOW01B3	Diagnostics word 1 - Byte 3
475	(1DB)	BITSTRING	1	QUASTRDIAGINFOW01B4	Diagnostics word 1 - Byte 4
476	(1DC)	CHARACTER	4	QUASTRDIAGINFOW02	Diagnostics word 2
480	(1E0)	CHARACTER	4	QUASTRDIAGINFOW03	Diagnostics word 3
484	(1E4)	CHARACTER	4	QUASTRDIAGINFOW04	Diagnostics word 4
488	(1E8)	CHARACTER	4	QUASTRDIAGINFOW05	Diagnostics word 5
492	(1EC)	CHARACTER	4	QUASTRDIAGINFOW06	Diagnostics word 6
496	(1F0)	CHARACTER	4	QUASTRDIAGINFOW07	Diagnostics word 7
500	(1F4)	CHARACTER	4	QUASTRDIAGINFOW08	Diagnostics word 8
504	(1F8)	CHARACTER	4	QUASTRDIAGINFOW09	Diagnostics word 9
508	(1FC)	CHARACTER	4	QUASTRDIAGINFOW10	Diagnostics word 10
512	(200)	CHARACTER	4	QUASTRDIAGINFOW11	Diagnostics word 11
516	(204)	CHARACTER	4	QUASTRDIAGINFOW12	Diagnostics word 12
520	(208)	CHARACTER	4	QUASTRDIAGINFOW13	Diagnostics word 13
524	(20C)	CHARACTER	4	QUASTRDIAGINFOW14	Diagnostics word 14
528	(210)	CHARACTER	4	QUASTRDIAGINFOW15	Diagnostics word 15
532	(214)	CHARACTER	4	QUASTRDIAGINFOW16	Diagnostics word 16
532	(214)	X'218'	0	QUASTR2_LEN	"*-QUASTR2"

Table 244. Structure QUASTRPL

Offset Dec	Offset Hex	Type	Len	Name (Dim)	Description
0	(0)	STRUCTURE	0	QUASTRPL	QUAA data for specified structure preference list (for active or pending policy)
0	(0)	BITSTRING	1	QUASTRPLTYP	X'21' structure preference list entry record, X'A1' last structure preference list entry record
1	(1)	CHARACTER	1		Reserved X'00'
2	(2)	SIGNED	2	QUASTRPLEN	Length of record
4	(4)	BITSTRING	1	QUASTRPLVALIDBITS(0)	Validity bits
		1... ....		QUASTRPLCFINFOVALID	"X'80'" When ON, QUASTRPLCFINFO has valid information which gives additional status for the coupling facility. Only set when QUAALevel=2 or higher.
		.1.. ....		QUASTRPLCFNDVALID	"X'40'" When ON, QUASTRPLCFND has valid node descriptor for the coupling facility. Only set when QUAALevel=2 or higher.
5	(5)	BITSTRING	1	QUASTRPLCFINFO(0)	Coupling facility information. Data in field is valid only if QuaStrPLCFInfoValid is on.
		1... ....		QUASTRPLCFNOTDEFINED	"X'80'" When ON, this coupling facility is not defined in the CFRM active policy. This is most likely due to an in progress policy change.
		.... ..1.		QUASTRPLCFNOSYSCONN	"X'02'" When ON, no systems have connectivity to this coupling facility.
		.... ....1		QUASTRPLCFALLOCNOTPERMITTED	"X'01'" When ON, structure allocation is not permitted in the coupling facility.
6	(6)	CHARACTER	2	QUASTRPLRSVD	Reserved
8	(8)	CHARACTER	8	QUASTRPLNAME	Coupling facility named in preference list entry
8	(8)	X'10'	0	QUASTRPL_LEN	"*-QUASTRPL"

Table 245. Structure QUASTRPL1

Offset Dec	Offset Hex	Type	Len	Name (Dim)	Description
0	(0)	STRUCTURE	0	QUASTRPL1	STRPL record data format for QUAA level 1
0	(0)	CHARACTER	16		Mapped by QUASTRPL
16	(10)	CHARACTER	32	QUASTRPLCFND(0)	Node descriptor of coupling facility IXLYNDE maps this field. Data in field is valid only if QuaStrPLCFNDValid is on.
16	(10)	CHARACTER	4		See IXLYNDE
20	(14)	CHARACTER	26	QUASTRPLCFID	EBCDIC portion of ND. See IXLYNDE. Note: NDEMODEL may be zero.
46	(2E)	CHARACTER	2		See IXLYNDE
46	(2E)	X'30'	0	QUASTRPL1_LEN	"*-QUASTRPL1"

Table 246. Structure QUASTRXL

Offset Dec	Offset Hex	Type	Len	Name(Dim)	Description
0	(0)	STRUCTURE	0	QUASTRXL	QUAA data for specified structure exclusion list (for active or pending policy)
0	(0)	BITSTRING	1	QUASTRXLTP	X'22' Structure exclusion list entry record, X'A2' Last structure exclusion list entry record
1	(1)	CHARACTER	1		Reserved X'00'
2	(2)	SIGNED	2	QUASTRXLLEN	Length of record
4	(4)	CHARACTER	4	QUASTRXLRSVD	Reserved
8	(8)	CHARACTER	16	QUASTRXLNAME	Structure named in exclusion list entry
8	(8)	X'18'	0	QUASTRXL_LEN	"*-QUASTRXL"

Table 247. Structure QUASTRXL1

Offset Dec	Offset Hex	Type	Len	Name(Dim)	Description
0	(0)	STRUCTURE	0	QUASTRXL1	STRXL record data format for QUAA level 1
0	(0)	CHARACTER	24		Mapped by QUASTRXL
24	(18)	CHARACTER	32		Reserved
24	(18)	X'38'	0	QUASTRXL1_LEN	"*-QUASTRXL1"

Table 248. Structure QUASTRCF

Offset Dec	Offset Hex	Type	Len	Name(Dim)	Description
0	(0)	STRUCTURE	0	QUASTRCF	QUAA data for coupling facility of specified structure
0	(0)	BITSTRING	1	QUASTRCFTYP	X'23' Coupling facility of specified structure record, X'A3' Last coupling facility of specified structure record.
1	(1)	CHARACTER	1		Reserved X'00'
2	(2)	SIGNED	2	QUASTRCFLEN	Length of record
4	(4)	CHARACTER	8	QUASTRCFNAME	Name of coupling facility where structure is allocated
12	(C)	BITSTRING	1	QUASTRCFFLG(0)	Structure allocation status
		1... ....		QUASTRCFACT	"X'80'" ON->Only 1 structure is allocated with this structure name. Not part of a rebuild pair. OFF->2 structures are allocated with this name. See QuaStrCFRebldNew and QuaStrCFRebldOld to determine if this record represents either the rebuild new or rebuild old structure.
		.1.. ....		QUASTRCFREBLDOLD	"X'40'" Rebuild/old. If structure rebuild (IXLREBLD) has been initiated the original active structure is now the old structure.
		..1. ....		QUASTRCFREBLDNEW	"X'20'" Rebuild/new. If structure rebuild (IXLREBLD) has been initiated this structure is the new structure.
		...1 ....		QUASTRCFTRAN	"X'10'" Transitional state. The structure is either being allocated in coupling facility or being deallocated from coupling facility.

Table 248. Structure QUASTRCF (continued)

Offset Dec	Offset Hex	Type	Len	Name(Dim)	Description
		.... 1...		QUASTRCFHOLD	"X'08'" Holding state. If structure was being deleted from the coupling facility but connectivity was lost, it is tracked in the policy.
		.... .1..		QUASTRCFDUMPTBL	"X'04'" Structure can not be deallocated since a dump table is associated with the structure.
		.... ..1.		QUASTRCFENCRIPTED	"X'02'" Data in this structure instance is protected via encryption.
		.... ...1		QUASTRCFMONALTERINPROGRESS	"X'01'" The structure alter is CF initiated and being monitored for completion.
13	(D)	BITSTRING	1	QUASTRCFFLG2(0)	Structure state
		1... ....		QUASTRCFSTRFAIL	"X'80'" Structure failure has been recognized for this version of the structure.
		.1.. ....		QUASTRCFACCESSTIMENOLIMIT	"X'40'" Structure was allocated with IXLCONN ACESSTIME(NOLIMIT). Valid only if structure is QUASTRCFACT, QUASTRCFREBLDNEW, or QUASTRCFREBLDOLD.
		..1. ....		QUASTRCFNOSYSCON	"X'20'" No systems have connectivity to the facility in which the structure is allocated.
		...1 ....		QUASTRCFDUPALTERDEFER	"X'10'" The structure is duplexed and the alter of this structure instance is deferred, waiting for the alter of the other structure instance to complete.
		.... 1...		QUASTRCFDUPALTERINPROGRESS	"X'08'" The structure is duplexed and the alter of this structure instance is in progress.
		.... .1..		QUASTRCFVOLATILE	"X'04'" The structure instance is allocated in a coupling facility with volatile storage when this bit in ON.
		.... ..1.		QUASTRCFDUPALTERSCMINUSE	"X'02'" The structure is duplexed, an alter of this structure instance is in progress and the alter process can not complete while storage-class memory is in use by one or both structure instances.
		.... ...1		QUASTRCFDUPALTERCONTRACT	"X'01'" The structure is duplexed, an alter contraction of this structure instance is in progress and the alter process can not complete while storage-class memory is in use by one or both structure instances.
14	(E)	SIGNED	2	QUASTRCFACCESSTIMEMAXIMUM	Access time for IXLCONN ACESSTIME(MAXIMUM). Valid only if structure is QUASTRCFACT, QUASTRCFREBLDNEW, or QUASTRCFREBLDOLD.
16	(10)	CHARACTER	32	QUASTRCFND(0)	Node descriptor of coupling facility where structure is allocated. IXLYNDE maps this field.
16	(10)	CHARACTER	4		See IXLYNDE
20	(14)	CHARACTER	26	QUASTRCFID	EBCDIC portion of ND. See IXLYNDE. Note: NDEMODEL may be zero.
46	(2E)	CHARACTER	2		See IXLYNDE
48	(30)	CHARACTER	2		Reserved
50	(32)	SIGNED	2	QUASTRCFSID	Zero or structure ID
52	(34)	BITSTRING	8	QUASTRCFVERSION(0)	Structure version. Time structure was allocated.

Table 248. Structure QUASTRCF (continued)

Offset Dec	Offset Hex	Type	Len	Name(Dim)	Description
52	(34)	BITSTRING	8	QUASTRCFPHYSICALVERSION	Physical version for the structure. Changes when a new physical instance of the structure is allocated (e.g., user- or system-managed rebuild), and there is at least one active connector to observe the allocation.
60	(3C)	SIGNED	2	QUASTRCFMAXCONN	Maximum number of connections allowed when structure was allocated in coupling facility. Valid only if structure is QUASTRCFACT, QUASTRCFREBLDOLD, or QUASTRCFREBLDNEW.
62	(3E)	SIGNED	2	QUASTRCFSTRDUMPID	Structure Dump ID. Non zero value indicates dump table associated with structure. Valid only if structure is QUASTRCFACT, QUASTRCFREBLDNEW, QUASTRCFREBLDOLD, or QUASTRCFDUMPTBL.
64	(40)	SIGNED	2	QUASTRCFSMALLESTNUMUSERS	The smallest value specified for NUMUSERS or MAXCONN on an IXLCONN by any active or failed-persistent connector to the structure. Valid only if structure is QUASTRCFACT, QUASTRCFREBLDOLD, or QUASTRCFREBLDNEW and structure is list or lock
66	(42)	BITSTRING	1	QUASTRCFCCKSCODE	Cryptographic key services used to protect the data in the structure. Valid only when QuaStrCfEncrypted is on
67	(43)	CHARACTER	5		Reserved
67	(43)	X'48'	0	QUASTRCF_LEN	"*-QUASTRCF"

Table 249. Structure QUASTRCF1

Offset Dec	Offset Hex	Type	Len	Name(Dim)	Description
0	(0)	STRUCTURE	0	QUASTRCF1	STRCF record data format for QUAA level 1
0	(0)	CHARACTER	72		Mapped by QUASTRCF
72	(48)	BITSTRING	8	QUASTRCFLOGICALVERSION	Logical structure version number. Used in conjunction with the physical version number to identify an instance of a structure. The value of this field is set equal to the physical version number when the structure is initially allocated. It changes when a process that allocates a new instance of the structure (e.g., rebuild) is user-managed, but not when it is system-managed.
80	(50)	BITSTRING	1	QUASTRCFRDATALISTSPERCONN	Number of lists per connection when lock structure with record data is allocated to support multiple lists. A nonzero value is returned when the structure is allocated (QuaStrCfAct, QuaStrCfRebldOld, or QuaStrCfRebldNew is on) and supports more than 1 record data list per connection.
81	(51)	CHARACTER	31		Reserved
112	(70)	CHARACTER	8	QUASTRCFENCRYPTKEYTOD	Zero or TOD associated with the encryption key giving the approximate time the key was stored in the policy. Valid only when QuaStrCfEncrypted is on.
120	(78)	CHARACTER	4		Reserved

Table 249. Structure QUASTRCF1 (continued)

Offset Dec	Offset Hex	Type	Len	Name(Dim)	Description
124	(7C)	SIGNED	4	QUASTRCFALTERSYSID(0)	Zero or system token identifying the system that is responsible for structure alter processing. Used when the structure is being altered (QuaStrStAlter is ON) and either QuaStrCfAct, QuaStrCfRebldOld, or QuaStrCfRebldNew is ON.
124	(7C)	BITSTRING	1	QUASTRCFALTERSYSNUM	System slot number
125	(7D)	SIGNED	3	QUASTRCFALTERSYSSEQ	System sequence number
128	(80)	CHARACTER	8	QUASTRCFALTERSYSNAME	Zero or name of the system that is responsible for structure alter processing. Used when the structure is being altered (QuaStrStAlter is ON) and either QuaStrCfAct, QuaStrCfRebldOld, or QuaStrCfRebldNew is ON.
128	(80)	X'88'	0	QUASTRCF1_LEN	"*-QUASTRCF1"

Table 250. Structure QUASTRUSER

Offset Dec	Offset Hex	Type	Len	Name(Dim)	Description
0	(0)	STRUCTURE	0	QUASTRUSER	QUAA data for connector to specified structure
0	(0)	BITSTRING	1	QUASTRUSERSTYP	X'24' Connector to structure record, X'A4' Last connector to structure record.
1	(1)	CHARACTER	1		Reserved X'00'
2	(2)	SIGNED	2	QUASTRUSERLEN	Length of record
4	(4)	CHARACTER	4	QUASTRUSERCONVERSION	Connection version
8	(8)	CHARACTER	8	QUASTRUSERCDATA	Connect data
16	(10)	CHARACTER	16	QUASTRUSERCNAME	Connect name
32	(20)	CHARACTER	8	QUASTRUSERCLEVEL	Connect level
40	(28)	SIGNED	4	QUASTRUSERSID(0)	System token for system on which connector was last active
40	(28)	BITSTRING	1	QUASTRUSERSNUM	System slot number
41	(29)	SIGNED	3	QUASTRUSERSSEQ	System sequence number
44	(2C)	CHARACTER	1		Reserved
45	(2D)	BITSTRING	1	QUASTRUSERINFOLEVEL	Indicates the level of information returned for the connection.
46	(2E)	CHARACTER	2	QUASTRUSERASID	ASID of connector when last active
48	(30)	CHARACTER	8	QUASTRUSERDDATA	Disconnect data
56	(38)	SIGNED	4	QUASTRUSERCFLEVEL	Connect CFLEVEL
60	(3C)	CHARACTER	4		Reserved
64	(40)	CHARACTER	8	QUASTRUSERSYS	System name for system on which connector was last active
72	(48)	CHARACTER	8	QUASTRUSERSTKN	Stoken when connector was last active
80	(50)	CHARACTER	8	QUASTRUSERJOB	Job name / Started task name when connector was last active
88	(58)	BITSTRING	1	QUASTRUSERFLG1(0)	Flags for state of connection
		1... ....		QUASTRUSERACT	"X'80'" Active state - connection established.
		.1.. ....		QUASTRUSERFAIL	"X'40'" Failed Persistent state - connection with CONDISP=KEEP has failed and all of the event exit responses have been received with RELEASECONN=NO.



Table 250. Structure QUASTRUSER (continued)

Offset Dec	Offset Hex	Type	Len	Name(Dim)	Description
		..1. ....		QUASTRUSERTERM	"X'20'" Failing state - connection terminated abnormally and not all of the event exit responses have been received.
		...1 ....		QUASTRUSERDISC	"X'10'" Disconnecting state - connection disconnected and not all of the event exit responses have been received.
		.... 1...		QUASTRUSERDISP	"X'08'" Connected with CONDISP=KEEP
		.... .1..		QUASTRUSERDUAL	"X'04'" Connected to both structures during structure rebuild (IXLREBLD). If structure rebuild has been initiated and 2 structures exist (the original active structure is now the old structure and the 2nd structure is the new structure) then the connector is currently connected to both.
		.... ..1.		QUASTRUSERALLOWREBLD	"X'02'" Connected with ALLOWREBLD=YES
		.... ....1		QUASTRUSERALLOWDUPREBLD	"X'01'" Connected with ALLOWDUPREBLD=YES, indicating that this user allows and supports duplexing rebuild protocols for user-managed duplexing.
89	(59)	BITSTRING	1	QUASTRUSERFLG2(0)	Flags for connectivity state of connected user.
		1... ....		QUASTRUSERNCSTR	"X'80'" If QUASTRSTREBLD is off then the connected user lost connectivity to the active/in use structure. If QUASTRSTREBLD is on then use QUASTRUSERNCSTRNEW and/or QUASTRUSERNCSTROLD.
		.1.. ....		QUASTRUSERNCSTRNEW	"X'40'" If QUASTRSTREBLD is on and QUASTRUSERDUAL is on then the connected user lost connectivity to the new structure.
		..1. ....		QUASTRUSERNCSTROLD	"X'20'" If QUASTRSTREBLD is on then the connected user lost connectivity to the old structure.
90	(5A)	BITSTRING	1	QUASTRUSERCONID	Connection identifier. The connection identifier is used for the bit position within confirm strings. These start with bit position zero. For example, if connections with connection identifiers 1, 4, and 6 are represented in a confirm string the 1st byte would be '4A'X with all remaining bytes '00'X.
91	(5B)	BITSTRING	1	QUASTRUSERFLG3(0)	Flags for failure isolation information for a user.
		1... ....		QUASTRUSERFAILISOLSTR	"X'80'" This information is only available if QUASTRUSERACT is on and QUASTRUSERINFOLEVEL is equal to or greater than QUASTRUSERINFOLEVEL1. If QUASTRSTREBLD is off, the system from which the user has connected is failure isolated from the active/in use structure. If QUASTRSTREBLD is on then use QUASTRUSERFAILISOLSTRNEW and/or QUASTRUSERFAILISOLSTROLD.

Table 250. Structure QUASTRUSER (continued)

Offset Dec	Offset Hex	Type	Len	Name (Dim)	Description
		.1.. ....		QUASTRUSERFAILISOLSTRNEW	"X'40'" This information is only available if QUASTRUSERACT is on and QUASTRUSERINFOLEVEL is equal to or greater than QUASTRUSERINFOLEVEL1. If QUASTRSTREBLD is on and QUASTRUSERDUAL is on then the system from which the user has connected is failure isolated from the new structure.
		..1. ....		QUASTRUSERFAILISOLSTROLD	"X'20'" This information is only available if QUASTRUSERACT is on and QUASTRUSERINFOLEVEL is equal to or greater than QUASTRUSERINFOLEVEL1. If QUASTRSTREBLD is on, the system from which the user has connected is failure isolated from the old structure.
		...1 ....		QUASTRUSERNONVOLREQ	"X'10'" When ON, the user specified IXLCONN NONVOLREQ=YES. Valid only when QUASTRUSERACT is on.
92	(5C)	BITSTRING	1	QUASTRUSERFLG4(0)	Flags for rebuild information for a user.
		1... ....		QUASTRUSERALLOWAUTO	"X'80'" When ON, this field indicates that the user specified IXLCONN with ALLOWAUTO=YES
		..1. ....		QUASTRUSERSUSPEND	"X'20'" When ON, the user specified IXLCONN with ALLOWAUTO=YES SUSPEND=YES. See also QUASTRUSERSUSPENDFAIL. Valid only when QUASTRUSERALLOWAUTO is ON. Applicable only when QUASTRUSERACT is ON.
		...1 ....		QUASTRUSERSUSPENDFAIL	"X'10'" When ON, the user IXLCONN with ALLOWAUTO=YES SUSPEND=FAIL. When both QUASTRUSERSUSPEND and QUASTRUSERSUSPENDFAIL are OFF, the user specified IXLCONN with SUSPEND=NO. Valid only when QUASTRUSERALLOWAUTO is ON. Applicable only when QUASTRUSERACT is ON.
		.... 1...		QUASTRUSERASYNCDEXSET	"X'08'" When ON, this field indicates that the user specified the ASYNCDUPLEX keyword according to QuaStrUserAsyncDuplex
		.... .1..		QUASTRUSERASYNCDEX	"X'04'" When ON, this field indicates that the user specified (or defaulted to) IXLCONN with ASYNCDUPLEX=YES
		.... ..1.		QUASTRUSERALLOWUSERLIMCHG	"X'02'" When ON, connector specified MAXCONN=xxx on the IXLCONN. This indicates that the connector can support a user limit change resulting from a system-managed process.
		.... ...1		QUASTRUSERCRITICAL	"X'01'" When ON, the user specified IXLCONN with CRITICAL=YES.
93	(5D)	CHARACTER	1		Reserved
94	(5E)	BITSTRING	1	QUASTRUSERPCTENTRYRSV	PCTENTRYRSV specified by this connector for a lock structure
95	(5F)	BITSTRING	1	QUASTRUSERTERMLEVEL	Connector termination level. See QuaStrUserTermLevel_Xxx constants below.
96	(60)	CHARACTER	6		Reserved
102	(66)	SIGNED	2	QUASTRUSERNUMUSERS	NUMUSERS specified by this connector, valid only for list or lock structures.
104	(68)	CHARACTER	4	QUASTRUSERALTER(0)	Structure alter data as specified by connection via IXLCONN.

Table 250. Structure QUASTRUSER (continued)

Offset Dec	Offset Hex	Type	Len	Name (Dim)	Description
104	(68)	BITSTRING	2	QUASTRUSERALTERFLG(0)	Structure alter flags
		1... ....		QUASTRUSERALTERALLOWED	"X'80'" Structure alter allowed. IXLCONN specified with ALLOWALTER=YES
		.1.. ....		QUASTRUSERALTERRATIO	"X'40'" Structure alter permits change to ratio. IXLCONN specified with RATIO=YES.
106	(6A)	BITSTRING	1	QUASTRUSERALTERMINENTRY	Value specified on IXLCONN for MINENTRY.
107	(6B)	BITSTRING	1	QUASTRUSERALTERMINELEMENT	Value specified on IXLCONN for MINELEMENT.
108	(6C)	CHARACTER	16	QUASTRUSERCONTOKEN	Contoken for the user. This is always the original contoken returned on IXLCONN. The temporary contoken returned on IXLCONN REBUILD is not returned.
124	(7C)	CHARACTER	4	QUASTRUSERALTER2(0)	More structure alter data as specified by connection via IXLCONN.
124	(7C)	BITSTRING	1	QUASTRUSERALTERMINEMC	Value specified on IXLCONN for MINEMC.
125	(7D)	CHARACTER	3		Reserved
128	(80)	CHARACTER	8	QUASTRUSERRSVD2	Reserved
128	(80)	X'88'	0	QUASTRUSER_LEN	"*-QUASTRUSER"

Table 251. Structure QUASTRUSER1

Offset Dec	Offset Hex	Type	Len	Name (Dim)	Description
0	(0)	STRUCTURE	0	QUASTRUSER1	STRUSER record data format for QUAA level 1
0	(0)	CHARACTER	136		Mapped by QUASTRUSER
136	(88)	CHARACTER	32	QUASTRUSERDISCFAILEDCONFSTRING	User's current disconnect/failure confirm string. Valid only for unserialized structures
168	(A8)	CHARACTER	88		Reserved
168	(A8)	X'100'	0	QUASTRUSER1_LEN	"*-QUASTRUSER1"

Table 252. Structure QUASTRSYS

Offset Dec	Offset Hex	Type	Len	Name (Dim)	Description
0	(0)	STRUCTURE	0	QUASTRSYS	QUAA data for system-specific information for specified structure
0	(0)	BITSTRING	1	QUASTRSYSTYP	X'25' System-info structure record, X'A5' Last system-info structure record.
1	(1)	CHARACTER	1		Reserved X'00'
2	(2)	SIGNED	2	QUASTRSYSLEN	Length of record
4	(4)	CHARACTER	8	QUASTRSYSNAME	System name
12	(C)	SIGNED	4	QUASTRSYSSID(0)	System token
12	(C)	BITSTRING	1	QUASTRSYSNUM	System slot number
13	(D)	SIGNED	3	QUASTRSYSSEQ	System sequence number
16	(10)	BITSTRING	4	QUASTRSYSFLAGS(0)	System-related flags
16	(10)	BITSTRING	1	QUASTRSYSFLAGS1(0)	First byte of flags

Table 252. Structure QUASTRSYS (continued)

Offset Dec	Offset Hex	Type	Len	Name(Dim)	Description
		1... ....		QUASTRSYSALLOCATING	"X'80'" This system is in the process of allocating the new structure during the allocate phase of a system-managed process (e.g., rebuild)
		.1.. ....		QUASTRSYSATTACHING	"X'40'" This system is in the process of attaching connectors to the new structure during the attach phase of a system- managed process (e.g., rebuild)
		..1. ....		QUASTRSYSATTACHED	"X'20'" This system has successfully attached connectors to the new structure during the attach phase of a system- managed process (e.g., rebuild)
		...1 ....		QUASTRSYSCOPYWORKING	"X'10'" This system is participating in the copy phase of a system-managed process (e.g., rebuild)
		.... 1...		QUASTRSYSCOPYFAILED	"X'08'" This system was participating in the copy phase of a system-managed process (e.g., rebuild), but has failed.
		.... .1..		QUASTRSYSCOPYSTOPPING	"X'04'" This system is participating in the copy stop phase of a system-managed process (e.g., rebuild), and is stopping the copy process.
		.... ..1.		QUASTRSYSCOPYSTOPPED	"X'02'" This system was participating in the copy stop phase of a system-managed process (e.g., rebuild), and has now stopped.
17	(11)	BITSTRING	1	QUASTRSYSFLAGS2	Second byte of flags
18	(12)	BITSTRING	1	QUASTRSYSFLAGS3	Third byte of flags
19	(13)	BITSTRING	1	QUASTRSYSFLAGS4	Fourth byte of flags
20	(14)	CHARACTER	44		Reserved
20	(14)	X'40'	0	QUASTRSYS_LEN	"*-QUASTRSYS"

Table 253. Structure QUAARMS

Offset Dec	Offset Hex	Type	Len	Name(Dim)	Description
0	(0)	STRUCTURE	0	QUAARMS	QUAA data for ARM element status.
0	(0)	BITSTRING	1	QUAARMSTYP	X'30' ARM element status record, X'B0' Last ARM element status record.
1	(1)	CHARACTER	1		Reserved X'00'
2	(2)	SIGNED	2	QUAARMSLEN	Length of record
4	(4)	CHARACTER	16	QUAARMSELEMENT	Element name
20	(14)	CHARACTER	8	QUAARMSINITSYS	Name of system on which element initially registered with ARM. This will either be the first registration or the first registration after the element was deregistered (either explicitly or by ARM).
28	(1C)	CHARACTER	8	QUAARMSCURRSYS	Name of system on which element is now running (or most recently ran if the element state is FAILED)
36	(24)	CHARACTER	2	QUAARMSINITCLONE	Clone ID of system on which element initially registered.
38	(26)	CHARACTER	2		Reserved
40	(28)	SIGNED	4	QUAARMSTOTELEMENTS	The total number of elements currently registered with ARM.

Table 253. Structure QUAARMS (continued)

Offset Dec	Offset Hex	Type	Len	Name (Dim)	Description
44	(2C)	SIGNED	4	QUAARMSMAXELEMENTS	The maximum number of elements that are able to be registered with ARM.
48	(30)	CHARACTER	32		Reserved
80	(50)	CHARACTER	8	QUAARMSJESGROUP	Name of JESGROUP to which this element belongs and under which this element runs. Blank if element registered with ELEMBIND=CURSYS.
88	(58)	CHARACTER	16	QUAARMSRESTARTGROUP	Name of the restart group to which this element belongs
104	(68)	CHARACTER	8	QUAARMSJOBNAME	Name of the address space where the element registered. Flags QUAARMSBATCHJOB and QUAARMSSTARTEDTSK indicate whether this name is of a job or a started task.
112	(70)	CHARACTER	8	QUAARMSSTOKEN	STOKEN for the address space under which the element last registered.
120	(78)	SIGNED	2	QUAARMSASID	ASID for the address space under which the element last registered.
122	(7A)	SIGNED	2	QUAARMSLEVEL	Level number for this element, determined by ELEMENTYPE on the register request and by LEVEL specified in the current policy.
124	(7C)	CHARACTER	8	QUAARMSELEMENTYPE	Element type specified on the register request.
132	(84)	BITSTRING	4	QUAARMSFLAGS(0)	Flags for status
132	(84)	BITSTRING	1	QUAARMSSTATEFLAGS(0)	Flags for element status
		1... ....		QUAARMSSTARTING	"X'80'" Element is starting
		.1.. ....		QUAARMSAVAILABLE	"X'40'" Element is available
		..1. ....		QUAARMSFAILED	"X'20'" Element is failed
		...1 ....		QUAARMSRSTING	"X'10'" Element is restarting
		.... 1...		QUAARMSRCVING	"X'08'" Element is recovering
133	(85)	BITSTRING	1	QUAARMSGENFLAGS(0)	Flags for general ARM data
		1... ....		QUAARMSENABLED	"X'80'" ARM restarts are presently enabled in the sysplex
		.1.. ....		QUAARMSFDSWARNING	"X'40'" All ARM systems are not currently connected to the FDS. Data may not be current.
134	(86)	BITSTRING	1	QUAARMSFLAGS3(0)	Third flag byte
		1... ....		QUAARMSBATCHJOB	"X'80'" Element is a batch job
		.1.. ....		QUAARMSSTARTEDTSK	"X'40'" Element is a started task
		..1. ....		QUAARMSBACKING	"X'20'" This element is backing up the indicated associated element.
		...1 ....		QUAARMSBACKED	"X'10'" This element is being backed up by the indicated associated element.
		.... 1...		QUAARMSOVERRIDEJCL	"X'08'" This element has override jcl.
		.... .1..		QUAARMSOVERRIDESTART	"X'04'" This element has override start text.
		.... ..1.		QUAARMSTIMEDOUT	"X'02'" This element has become AVAILABLE due to a Ready Timeout
		.... ...1		QUAARMSTERMTYPEALLTERM	"X'01'" TERMTYPE=ALLTERM is in effect.
135	(87)	BITSTRING	1	QUAARMSFLAGS4(0)	Fourth flag byte

Table 253. Structure QUAARMS (continued)

Offset Dec	Offset Hex	Type	Len	Name(Dim)	Description
		1... ....		QUAARMSNORESTART	"X'80'" Current policy prohibits an ARM restart of this element. Restart_Attempts is zero.
		.1.. ....		QUAARMSNOSYSRESTART	"X'40'" Element is prohibited to restart on another system. This is determined by the TERMTYPE values specified in the current policy and on the register request.
		.1.. ....		QUAARMSTERMTYPEELEMTERM	"X'40'" TERMTYPE=ELEMTERM is in effect.
		..1. ....		QUAARMSTERMTYPESYSTEM	"X'20'" TERMTYPE=SYSTEM is in effect. Value is determined from TERMTYPE specification on the register request and TERMTYPE specification in the ARM policy. On-> TERMTYPE specified is SYSTEM which prevents this element from being restarted on the system where it is registered. This element will be restarted when the system it is registered on fails. Off->Termination type does not prevent element from being restarted on the system where it is registered.
		...1 ....		QUAARMSELEMBINDCURSYS	"X'10'" On -> Element was registered with ELEMBIND=CURSYS. Element has a minimum bind to the system on which it registered. The job or started task in QuaArmsJobName is not restarted when this element fails. QuaArmsJobName only indicates the job or started task under which this element was registered, if any. Off -> Element does not have a minimum bind to the system on which it registered.
		.... 1111		QUAARMSRSTINGINFO	"X'0F'" QUAARMSRSTING qualifying information. These bits contain additional qualifying information for an element that is in a restarting state. NOTE: THIS INFORMATION IS ONLY PROVIDED ON THE SYSTEM WHERE THE ELEMENT IS BEING RESTARTED
		.... 1...		QUAARMSRSTINGINERE	"X'08'" Element is in a restarting state. The automatic restart manager has gotten to the point in restart processing where it calls the element restart exits(s). No exits may have been called, an exit may be in control, or all exits may have returned. NOTE: THIS INFORMATION IS ONLY PROVIDED ON THE SYSTEM WHERE THE ELEMENT IS BEING RESTARTED
		.... .1..		QUAARMSRSTINGINEVE	"X'04'" Element is in a restarting state. The element's event exit is currently in control or has returned control to ARM. NOTES: 1) THIS INFORMATION IS ONLY PROVIDED ON THE SYSTEM WHERE THE ELEMENT IS BEING RESTARTED 2) Unlike the QUAARMSRSTINGINERE bit, this bit is only set when the element has provided an Event Exit during registration.
		.... ..1.		QUAARMSRSTCOMMITTED	"X'02'" Element is in a restarting state. ARM has initiated the restart of the element by implementing the restart method. NOTE: THIS INFORMATION IS ONLY PROVIDED ON THE SYSTEM WHERE THE ELEMENT IS BEING RESTARTED

Table 253. Structure QUAARMS (continued)

Offset Dec	Offset Hex	Type	Len	Name(Dim)	Description
136	(88)	CHARACTER	8	QUAARMSREGTIME	TOD Clock value when the element initially registered with ARM. This will either be the first registration or the first registration after the element was deregistered (either explicitly or by ARM).
144	(90)	CHARACTER	8	QUAARMSFSTRSTRT	TOD Clock value at first restart
152	(98)	CHARACTER	8	QUAARMSLSTRSTRT	TOD Clock value at most recent restart
160	(A0)	CHARACTER	12	QUAARMSRESTARTCOUNTS(0)	Restart counts
160	(A0)	SIGNED	4	QUAARMSTOTALRESTARTS	Total number of restarts since the elements initial registration
164	(A4)	SIGNED	2	QUAARMSNUMRESTARTS	Number of restarts of the element that occurred from the time this command was invoked back the number of seconds specified in the current policy.
166	(A6)	SIGNED	2	QUAARMSMAXRESTARTS	Maximum number of restarts attempts ARM will attempt in a given interval, as specified in the current policy.
168	(A8)	SIGNED	4	QUAARMSRESTARTINT	Interval (in seconds) over which the restarts are counted, as specified in the current policy.
172	(AC)	CHARACTER	8	QUAARMSEVENTEXITNAME	Name of element's event-exit routine
180	(B4)	CHARACTER	16	QUAARMSASSOCELEMENT	Name of associated element. QUAARMSBACKING and QUAARMSBACKED flags can be used to determine if this element name is the primary element or the backup element
196	(C4)	CHARACTER	8	QUAARMSASSOCSYSNAME	Name of system on which associated element is running.
204	(CC)	SIGNED	4	QUAARMSRESTARTTIMEOUT	Restart timeout interval used to determine how long how long the Automatic Restart Manager should wait for the element to reregister after having been restarted
208	(D0)	SIGNED	4	QUAARMSREADYTIMEOUT	Ready timeout interval used to determine how long the Automatic Restart Manager should wait for the element to become ready before automatically considering the element to be ready
212	(D4)	SIGNED	4	QUAARMSRESTARTPACING	Restart pacing interval used between the restart of each element in the restart group. It is determined by the RESTART_PACING interval in the policy
216	(D8)	SIGNED	4	QUAARMSFREECSA	The number of kilobytes of CSA that must be available on the target system for this restart group to be restarted
220	(DC)	SIGNED	4	QUAARMSFREEECSA	The number of kilobytes of ECSA that must be available on the target system for this restart group to be restarted
224	(E0)	CHARACTER	16	QUAARMSRMTOKEN	RMTOKEN identifying this registration. Same as returned by the RMTOKEN keyword on the register request, if specified.
240	(F0)	SIGNED	4	QUAARMSCLEANUPTIMEOUT	Cleanup timeout interval used to determine how long the Automatic Restart Manager should wait for the system(s) to complete system termination cleanup processing before restarting the element.

Table 253. Structure QUAARMS (continued)

Offset Dec	Offset Hex	Type	Len	Name (Dim)	Description
244	(F4)	CHARACTER	12	QUAARMSRSVD	Reserved
244	(F4)	X'100'	0	QUAARMS_LEN	"*-QUAARMS"

Table 254. Structure QUACDSFUN

Offset Dec	Offset Hex	Type	Len	Name (Dim)	Description
0	(0)	STRUCTURE	0	QUACDSFUN	QUAA data for sysplex functions utilizing couple data sets
0	(0)	BITSTRING	1	QUACDSFUNTYPE	X'40' sysplex function entry record, X'C0' Last sysplex function entry record
1	(1)	CHARACTER	1		Reserved X'00'
2	(2)	SIGNED	2	QUACDSFUNLEN	Length of record
4	(4)	CHARACTER	8	QUACDSFUNNAME	External name for the function. If the name is less than 8 characters it will be padded on the right with blanks
12	(C)	BITSTRING 1... ....	1	QUACDSFUNFLAGS(0) QUACDSFUNALLSYSTEMSUSING	"X'80'" Indicate if all systems are using the function 1 = all systems are using the function
13	(D)	CHARACTER	3		Reserved
16	(10)	CHARACTER	44	QUACDSFUNPOLDATA(0)	Policy Data if it exists. This data can only be provided if the requestor's primary, secondary and home address space are the same. The policy data returned is valid only when QuaCdsFunPolDataValid is ON
16	(10)	CHARACTER	8	QUACDSFUNPOLNAME	Policy name associated with function couple data set. This value could be null for the following reasons: A named policy was not started. A stop policy is in progress.
24	(18)	BITSTRING	8	QUACDSFUNPOLSTARTTOD	TOD when the policy was started. TOD may be null when a STOP POLICY is in progress
32	(20)	BITSTRING	8	QUACDSFUNPOLUPDATETOD	TOD when the administrative policy was last updated. TOD may be null when a STOP POLICY is in progress
40	(28)	CHARACTER	16		Reserved
56	(38)	BITSTRING 1... .... .1.. .... ..1. ....	1	QUACDSFUNPOLFLAGS(0) QUACDSFUNPOLDATAVALID QUACDSFUNPOLDEFAULTS QUACDSFUNPOLSTOPPING	Policy flags "X'80'" When ON, QuaCdsFunPolData contains valid information. "X'40'" Indicate if policy defaults are in effect. If this flag is set, then no policy name should be returned 1 = Policy defaults are in effect - a policy specified by name was not started "X'20'" Indicate if a stop policy process has been started via the SETXCF STOP,POLICY command 1 = Stop Policy is in progress
57	(39)	CHARACTER	3		Reserved
60	(3C)	CHARACTER	8	QUACDSFUNDATASET(0)	Couple data set information
60	(3C)	SIGNED	4	QUACDSFUNDS#	Number of records for couple data sets utilized by the function (QUACDS)



Table 254. Structure QUACDSFUN (continued)

Offset Dec	Offset Hex	Type	Len	Name (Dim)	Description
64	(40)	SIGNED	4	QUACDSFUNDSO	Offset from QUACDSFUN to QUACDS records
68	(44)	CHARACTER	8	QUACDSFUNSYSTEMSUSING(0)	Systems using the function
68	(44)	SIGNED	4	QUACDSFUNSU#	Number of records for systems using the specified function (QUACDSSU)
72	(48)	SIGNED	4	QUACDSFUNSUO	Offset from QUACDSFUN to QUACDSSU records
76	(4C)	CHARACTER	20		Reserved
76	(4C)	X'60'	0	QUACDSFUN_LEN	"*-QUACDSFUN"

Table 255. Structure QUACDS

Offset Dec	Offset Hex	Type	Len	Name (Dim)	Description
0	(0)	STRUCTURE	0	QUACDS	QUAA data for couple data sets
0	(0)	BITSTRING	1	QUACDSTYPE	X'41' couple data set entry record, X'C1' Last couple data set entry record
1	(1)	CHARACTER	1		Reserved X'00'
2	(2)	SIGNED	2	QUACDSLEN	Length of record
4	(4)	BITSTRING	2	QUACDSFLAGS(0)	
		1... ....		QUACDSPRIMARY	"X'80'" Indicates if this CDS is a primary couple data set 1 = primary couple data set
		.1.. ....		QUACDSALTERNATE	"X'40'" Indicates if this CDS is an alternate couple data set 1 = alternate couple data set
		...1 ....		QUACDSALTSYNCHED	"X'10'" Indicates if the Alternate CDS is synchronized with the primary couple data set. This is only valid for alternate couple data sets. 1 = alternate is synchronized with the primary 0 = alternate is not synchronized with the primary
		.... 1...		QUACDSBEINGREMOVED	"X'08'" Indicates that the couple data set is being removed
4	(4)	BITSTRING	1		Reserved
6	(6)	CHARACTER	44	QUACDSDSN	couple data set name
50	(32)	CHARACTER	6	QUACDSVOLSER	couple data set volser
56	(38)	CHARACTER	4	QUACDSUNIT	couple data set device address in EBCDIC. This is device address being used by system from which the IXCQUERY was issued. The value may be null if the system from which the IXCQUERY was issued is not using the couple data set
60	(3C)	BITSTRING	8	QUACDSFTOD	couple data set format TOD
68	(44)	SIGNED	2	QUACDSMAXSYS	Maximum number of systems supported by this couple data set
70	(46)	CHARACTER	8	QUACDSSYSPLEX(0)	Additional information provided for the sysplex couple data sets. This information will be null for functions other than the sysplex couple data set function
70	(46)	SIGNED	2	QUACDSMAXGROUPS	Maximum number of groups supported by the couple data set
72	(48)	SIGNED	2	QUACDSMAXMEMBERS	Maximum number of members per group supported by the couple data set

Table 255. Structure QUACDS (continued)

Offset Dec	Offset Hex	Type	Len	Name (Dim)	Description
74	(4A)	SIGNED	2	QUACDSPEAKGROUPS	The peak number of groups ever in use by the sysplex. This is only valid for the primary sysplex couple data set
76	(4C)	SIGNED	2	QUACDSPEAKMEMBERS	The peak number of members ever in use by the largest group in the sysplex. This is only valid for the primary sysplex couple data set
78	(4E)	CHARACTER	10		Reserved
88	(58)	CHARACTER	8	QUACDSNARRATIVE(0)	Additional information provided by the owner of the couple data set
88	(58)	SIGNED	4	QUACDSNAR#	Number of narrative lines used
92	(5C)	SIGNED	4	QUACDSNARO	Offset from this QuaCDS record to its corresponding QuaCdsNar record
96	(60)	CHARACTER	32		Reserved
96	(60)	X'80'	0	QUACDS_LEN	"*-QUACDS"

Table 256. Structure QUACDSSU

Offset Dec	Offset Hex	Type	Len	Name (Dim)	Description
0	(0)	STRUCTURE	0	QUACDSSU	QUAA data for systems using the specified couple data set function
0	(0)	BITSTRING	1	QUACDSSUTYPE	X'42' System using the couple data set function record. X'C2' Last system using the couple data set function record
1	(1)	CHARACTER	1		Reserved X'00'
2	(2)	SIGNED	2	QUACDSSULEN	Length of record
4	(4)	CHARACTER	8	QUACDSSUNAME	Name of system using the specified couple data set function
12	(C)	SIGNED	4	QUACDSSUID(0)	System token identifying system using the specified couple data set function
12	(C)	BITSTRING	1	QUACDSSUNUM	System slot number
13	(D)	SIGNED	3	QUACDSSUSEQ	System sequence number
16	(10)	CHARACTER	16		Reserved
16	(10)	X'20'	0	QUACDSSU_LEN	"*-QUACDSSU"

Table 257. Structure QUACDSNAR

Offset Dec	Offset Hex	Type	Len	Name (Dim)	Description
0	(0)	STRUCTURE	0	QUACDSNAR	Couple data set narrative data
0	(0)	BITSTRING	1	QUACDSNARTYPE	X'43' Couple data set narrative data line record X'C3' Last couple data set narrative data line record
1	(1)	CHARACTER	1		Reserved X'00'
2	(2)	SIGNED	2	QUACDSNARLEN	Length of record
4	(4)	CHARACTER	50	QUACDSNARLINE	Narrative data line specified by the owner of the couple data set via the couple data set function level exit routine
54	(36)	CHARACTER	10		Reserved
54	(36)	X'40'	0	QUACDSNAR_LEN	"*-QUACDSNAR"

Table 258. Structure QUREQFEATURES

Offset Dec	Offset Hex	Type	Len	Name (Dim)	Description
0	(0)	STRUCTURE	0	QUREQFEATURES	Data for Query REQINFO=FEATURES
0	(0)	BITSTRING	4	QUREQFEATURES1(0)	First word of Features flags
0	(0)	BITSTRING	1	QUREQFEATURES1A(0)	
		1... ....		QUREQRFPROXYRESPONSE	"X'80'" ProxyResponse Feature is available for IXLUSYNC, IXLEERSP REQUEST=REBLDCOMPLETE and IXLEERSP REQUEST=REBLDSTOP
		.1.. ....		QUREQRFUSYNCCOMPCODE	"X'40'" IXLUSYNC COMPCODE function is available on this system
		.1.. ....		QUREQRFREBUILDPCTLOSSCONN	"X'40'" Percent lossconn is available for rebuild events on this system
		..1. ....		QUREQRFREBUILDDUPLEX	"X'20'" Duplexing rebuild support for user-managed duplexing is available on this system
		...1 ....		QUREQRFIXLMGHWSTATCF	"X'10'" HWSTATISTICS(CF) for IXLGM is supported on this system
		.... 1...		QUREQRFIXLRTRDATATYPE	"X'08'" IXLRT RDATATYPE function is available on this system
		.... .1..		QUREQRFIXLCONNSUSPENDFAIL	"X'04'" IXLCONN SUSPEND FAIL supported on this system
		.... ..1.		QUREQRFRETURNRDATATYPE	"X'02'" IXLRT support to return the RDATATYPE for record data entries that are read is available on this system
		.... ...1		QUREQRFDEMEBUFFERSIZE	"X'01'" DELETE_ENTRYLIST and MOVE_ENTRYLIST buffer size requirements relaxation available on this system
1	(1)	BITSTRING	1	QUREQFEATURES1B(0)	
		1... ....		QUREQRFDETAILEDXCFSTATUS	"X'80'" IXCMG TYPE=MEMBER and AMDALEVEL=1 support is available on this system.
		.1.. ....		QUREQRFDISALLOWFORCEFPCONN	"X'40'" Interface change - IXLFORCE support for new return/reason code is available on this system. The new return/reason code is: RC=04 RSN=xxxx041B - ok to force a structure with only failed-persistent connections. SETXCF FORCE support is available on this system. A SETXCF FORCE,STRUCTURE command will force a structure with only failed-persistent connections. A SETXCF FORCE,CONNECTION command will fail to force failed-persistent connections to a persistent serialized list or lock structure.
		.1.. ....		QUREQRFDISPLAYSTRTYPE	"X'40'" D XCF,STR,STRNAME=stname provides the structure type if set in the CFRM active policy when the allocated structure is ACTIVE, REBUILD OLD/NEW, or DUPLEXING REBUILD OLD/NEW.
		..1. ....		QUREQRFQUAALEVEL2	"X'20'" Support for REQINFO=STR and REQINFO=STR_ALLDATA QUAALEVEL 2 and related enhancements is available on this system
		..1. ....		QUREQRFIXCM2DEL	"X'20'" Support for the IXCM2DEL XCF member deletion utility is available on this system
		..1. ....		QUREQRFALLSHAREDPCS	"X'20'" Support for IXLGM to return information about CFs shared/dedicated CP status is available on this system

Table 258. Structure QUREQFEATURES (continued)

Offset Dec	Offset Hex	Type	Len	Name (Dim)	Description
		...1 ....		QUREQRFIXLCONNMONITORSTORAGE	"X'10'" IXLCONN MONITORSTORAGE supported on this system
		.... 1...		QUREQRFIXCMGGATHERFROM	"X'08'" IXCMG GATHERFROM is supported on this system
		.... .1..		QUREQRFIXCCFCM	"X'04'" Support for the IXCCFCM programming interface is installed on this system
		.... ..1.		QUREQRFALLOWREALLOCATE	"X'02'" The ALLOWREALLOCATE CFMR administrative policy option is supported on this system
		.... ...1		QUREQRFIXLCMPLLOCKFLAGS	"X'01'" Support for Locking completion exit to receive miscellaneous flags (including real/false contention indications) is available on this system
2	(2)	BITSTRING	1	QUREQFEATURES1C(0)	
		1... ....		QUREQRFALLOCNOTPERMITTED	"X'80'" Coupling facility Allocation is Not Permitted indicator is available on this system.
		.1.. ....		QUREQRFMAINTENANCEMODE	"X'40'" Coupling facility MAINTENANCE MODE is supported on this system
		...1 ....		QUREQRFIXCNOTESERVICEAVAIL	"X'10'" IXCNTE service is available on this system
		.... 1...		QUREQRFIXLCACHEHALTCHGSUPPXI	"X'08'" IXLCACHE HaltOnChanged and SuppCrossInval keywords are supported on this system
		.... .1..		QUREQRFIXLCSPSCM	"X'04'" This system supports IXLCSF extensions for storage-class (flash) memory
		.... ..1.		QUREQRFREPOPULATEPROGRESS	"X'02'" IXLCONN MONITOR AND IXLREBLD REQUEST=POPULATING and WAITING available on this system
		.... ...1		QUREQRFIXLCACHEWSCASCSUPPORTED	"X'01'" IXLCACHE WRITE_DATA LIST assignment suppression control and write suppression based on local cache registration is supported on this system
3	(3)	BITSTRING	1	QUREQFEATURES1D	
		1... ....		QUREQRFIXCMSGOXFILTERGROUP	"X'80'" IXCMSGOX FILTERGROUP keyword supported on this system
		..1. ....		QUREQRFASYNCDEX	"X'20'" Support for system-managed asynchronous duplexing. Includes IXLADUPX, IXLLOCK ADUPREQSEQNUM, IXLLOCK REQVERSION, and IXLGM AMDALEVEL=2.
		...1 ....		QUREQRFLISTMONITOROPTIONS	"X'10'" List full/not-full monitoring, aggressive list notification and setting monitoring notification delays supported on this system.
		...1 ....		QUREQRFNOTFULLMONITORING	"X'10'" IXLSTC full/not-full monitoring option for coupling facility list structure lists supported on this system.
		...1 ....		QUREQRFAGGRESSIVENOTIFY	"X'10'" IXLSTC aggressive list monitoring and notification option for list and key ranges supported on this system

Table 258. Structure QUREQFEATURES (continued)

Offset Dec	Offset Hex	Type	Len	Name (Dim)	Description
		.... 1...		QUREQRFWRITEREADMETRICS	"X'08'" List and cache structure write/read measurement metrics and IXLMG AMDALEVEL=3 supported on this system
		.... .1..		QUREQRFIXLMGSID	"X'04'" IXLMG SID supported on this system.
		.... ..1.		QUREQRFASYNCXI	"X'02'" Support for asynchronous cross- invalidation available on this system
		.... ...1		QUREQRFAMDALEVEL4	"X'01'" IXLMG AMDALEVEL=4 supported on this system
4	(4)	BITSTRING	4	QUREQFEATURES2(0)	Second word of Features flags
4	(4)	BITSTRING	1	QUREQFEATURES2A(0)	
		1... ....		QUREQRFPCENTRYRSV	"X'80'" IXLCONN PCTENTRYRSV keyword supported on this system
		1... ....		QUREQRFCACHERESTIME	"X'80'" IXLMG cache residency time metrics supported on this system
		.1.. ....		QUREQRFIXCNOTERESILIENCY	"X'40'" IXCNOTE service support for REQTYPE=MODIFY and LOSSCONDELETE is available on this system
		..1. ....		QUREQRFIXLCSPCFLEVEL	"X'20'" IXLCSP CFLEVEL keyword and SERVICE=QUERY function supported on this system
		..1. ....		QUREQRFIXLMGCHATYPE	"X'20'" IXLMG CHATYPE keyword supported on this system
5	(5)	BITSTRING	1	QUREQFEATURES2B(0)	
6	(6)	BITSTRING	1	QUREQFEATURES2C(0)	
7	(7)	BITSTRING	1	QUREQFEATURES2D(0)	
8	(8)	CHARACTER	24		Reserved
8	(8)	X'20'	0	QUREQFEATURES_LEN	"*-QUREQFEATURES"
These constants preserve the names defined in the assembler version of the macro for the lengths of various mappings (ensures that CBGEN generates these names for compatibility with prior releases).					
8	(8)	X'10'	0	QUAHLENG	"16"
8	(8)	X'28'	0	QUASLENG	"40"
8	(8)	X'14'	0	QUAGLENG	"20"
8	(8)	X'5C'	0	QUAMLENG	"92"
8	(8)	X'A0'	0	QUACFLENG	"160"
8	(8)	X'10'	0	QUACFSCLENG	"16"
8	(8)	X'18'	0	QUACFSTRLENG	"24"
8	(8)	X'138'	0	QUASTRLENG	"312"
8	(8)	X'10'	0	QUASTRPLENG	"16"
8	(8)	X'18'	0	QUASTRXLLENG	"24"
8	(8)	X'48'	0	QUASTRCFLENG	"72"
8	(8)	X'88'	0	QUASTRUSERLENG	"136"
8	(8)	X'100'	0	QUAARMSLENG	"256"
Constants defining highest QUAALEVEL supported by indicated REQINFO.					
8	(8)	X'2'	0	QUAALEVEL_GROUP	"2" REQINFO = GROUP
8	(8)	X'2'	0	QUAALEVEL_SYSPLEX	"2" REQINFO = SYSPLEX

Table 258. Structure QUREQFEATURES (continued)

Offset Dec	Offset Hex	Type	Len	Name(Dim)	Description
8	(8)	X'0'	0	QUAALEVEL_CDS	"0" REQINFO = CDS or REQINFO = CDS_ALLDATA
Constants defining member states denoted by field QUAMSTA1					
8	(8)	X'2'	0	QUAMSCRE	"2" Member State = CREATED
8	(8)	X'3'	0	QUAMSACT	"3" Member State = ACTIVE
8	(8)	X'4'	0	QUAMSQUI	"4" Member State = QUIESCED
8	(8)	X'5'	0	QUAMSFLD	"5" Member State = FAILED
Constants defining member termination action denoted by field QuamTermLevel					
8	(8)	X'1'	0	QUAMTERMLEVEL_TASK	"1" TERMLEVEL=MEMASSOC and MEMASSOC=TASK
8	(8)	X'2'	0	QUAMTERMLEVEL_JOBSTEP	"2" TERMLEVEL=MEMASSOC and MEMASSOC=JOBSTEP
8	(8)	X'3'	0	QUAMTERMLEVEL_ADDRSPACE	"3" TERMLEVEL=ADDRSPACE or (TERMLEVEL=MEMASSOC and MEMASSOC=ADDRSPACE)
8	(8)	X'5'	0	QUAMTERMLEVEL_SYSTEM	"5" TERMLEVEL=SYSTEM
Constants defining record types					
	....	....		QUATYPGRP	"X'00'" Record type - Group (QUAGRP)
	1...	....		QUATYPGRP_LAST	"X'80'" Record type - Last Group
	....	...1		QUATYPMEM	"X'01'" Record type - Member (QUAMEM)
	1...	...1		QUATYPMEM_LAST	"X'81'" Record type - Last Member
	....	..1.		QUATYPSYS	"X'02'" Record type - Sysplex (QUASYS)
	1...	..1.		QUATYPSYS_LAST	"X'82'" Record type - Last Sysplex
	...1	....		QUATYPCF	"X'10'" Record type - Coupling facility (QUACF)
	1..1	....		QUATYPCF_LAST	"X'90'" Record type - Last coupling facility
	...1	...1		QUATYPCFSC	"X'11'" Record type - Systems connected to specified coupling facility (QUACFSC)
	1..1	...1		QUATYPCFSC_LAST	"X'91'" Record type - Last system connected to specified coupling facility
	...1	..1.		QUATYPCFSTR	"X'12'" Record type - Structures in specified coupling facility (QUACFSTR)
	1..1	..1.		QUATYPCFSTR_LAST	"X'92'" Record type - Last structure in specified coupling facility
	..1.	....		QUATYPSTR	"X'20'" Record type - Structure (QUASTR)
	1.1.	....		QUATYPSTR_LAST	"X'A0'" Record type - Last structure
	..1.	...1		QUATYPSTRPL	"X'21'" Record type - Structure preference list entry (QUASTRPL)
	1.1.	...1		QUATYPSTRPL_LAST	"X'A1'" Record type - Last structure preference list entry
	..1.	..1.		QUATYPSTRXL	"X'22'" Record type - Structure exclusion list entry (QUASTRXL)
	1.1.	..1.		QUATYPSTRXL_LAST	"X'A2'" Record type - Last structure exclusion list entry

Table 258. Structure QUREQFEATURES (continued)

Offset Dec	Offset Hex	Type	Len	Name (Dim)	Description
		..1. ..11		QUATYPSTRCF	"X'23'" Record type - Coupling facility for allocated structure (QUASTRCF)
		1.1. ..11		QUATYPSTRCF_LAST	"X'A3'" Record type - Last coupling facility for allocated structure
		..1. .1..		QUATYPSTRU	"X'24'" Record type - Structure connector data (QUASTRUSER)
		1.1. .1..		QUATYPSTRU_LAST	"X'A4'" Record type - Last structure connector data
		..1. .1.1		QUATYPSTRSYS	"X'25'" Record type - Structure system data (QUASTRSYS)
		1.1. .1.1		QUATYPSTRSYS_LAST	"X'A5'" Record type - Last structure system data
		..11 ....		QUATYPARMS	"X'30'" Record type - ARM element Status (QUAARMS)
		1.11 ....		QUATYPARMS_LAST	"X'B0'" Record type - Last ARM Element Status
		.1.. ....		QUATYPCDSFUN	"X'40'" Record type - Sysplex function (QUACDSFUN)
		11.. ....		QUATYPCDSFUN_LAST	"X'C0'" Record type - Last Sysplex function
		.1.. ...1		QUATYPCDS	"X'41'" Record type - Couple Data Set (QUACDS)
		11.. ...1		QUATYPCDS_LAST	"X'C1'" Record type - Last Couple data set
		.1.. ..1.		QUATYPCDSSU	"X'42'" Record type - System using sysplex function (QUACDSFUNSU)
		11.. ..1.		QUATYPCDSSU_LAST	"X'C2'" Record type - Last system using sysplex function
		.1.. ..11		QUATYPCDSNAR	"X'43'" Record type - Narrative data line for couple data set (QUACDSNAR)
		11.. ..11		QUATYPCDSNAR_LAST	"X'C3'" Record type - Last narrative data line for couple data set
Constants defining service codes					
8	(8) X'4'		0	QUASERV_CFRM	"4" Query CFRM information function code. It indicates the request type (REQTYPE) and is the 2nd byte of 1st word in the IXCQUERY parameter list. Note: This constant is used by XCF Resource Management. It is hardcoded in IXCQUERY macro.
Constants defining structure type for QuaStrStrType					
		.... ..11		QUASTRTYPELIST	"X'03'" list
		.... .1..		QUASTRTYPECACHE	"X'04'" cache
		1111 111.		QUASTRTYPESERLIST	"X'FE'" serialized list
		1111 1111		QUASTRTYPELOCK	"X'FF'" lock
Constants for QuaStrUserInfoLevel					
8	(8) X'1'		0	QUASTRUSERINFOLEVEL1	"1"
Constants for QuaStrSCMALG					
8	(8) X'1'		0	QUASTRSCMALGKEYPRIORITY1	"1" High-order byte of list entry key specifies SCM migration priority for lists 1-512

Table 258. Structure QUREQFEATURES (continued)

Offset Dec	Offset Hex	Type	Len	Name (Dim)	Description
Constants for QuaStrCFCKSCode					
8	(8) X'3'		0	QUASTRCFCKS_AESPROTECT	"3" Structure data is enciphered using an AES-256 protected key
Constants for QuasSsdConnSysLimit and QuasSsdTargetLimit					
8	(8) X'0'		0	QUASSSDLIMIT_NOLIMIT	"0" No limiting factors preventing the use of the SSD partitioning protocol to aid in removing systems from the sysplex.
8	(8) X'1'		0	QUASSSDLIMIT_DOWNLEVELLOS	"1" A target system is a pre-z/OS V1R11 system. A pre-z/OS V1R11 system does not publish its network information required for another system to connect to it via BCPii.
8	(8) X'2'		0	QUASSSDLIMIT_NOTENABLED	"2" The system has not enabled the SSD partitioning protocol by specifying ENABLE(SYSSTATDETECT) either in the COUPLExx parmlib member FUNCTIONS statement or on a SETXCF FUNCTIONS command.
8	(8) X'3'		0	QUASSSDLIMIT_NOBCPII	"3" BCPii services are not available. The SSD partitioning protocol requires BCPii services to determine the status of other systems in the sysplex. When BCPii services are not available, the local system is not connected to any remote CPC images in the sysplex.
8	(8) X'4'		0	QUASSSDLIMIT_NOHWSUPPORT	"4" The CPC on which the system resides does not support the functions necessary for the system to communicate its IPL token
8	(8) X'5'		0	QUASSSDLIMIT_VIRTMACHINE	"5" The system is running in a virtual machine environment that does not provide the services needed to exploit the SSD partitioning protocol.
8	(8) X'6'		0	QUASSSDLIMIT_BCPIIERROR	"6" An unexpected return code was received from a BCPii callable service preventing this system from obtaining its IPL token, network address or image name or connecting to the BCPii Hardware Management Console (HMC) Interface
8	(8) X'7'		0	QUASSSDLIMIT_CONNECTING	"7" The local image is attempting to connect to the target system, but a connection has not been established yet
8	(8) X'8'		0	QUASSSDLIMIT_ERROR	"8" A system or hardware error prevented this system from obtaining and communicating its IPL token, network address or image name or connecting to the BCPii Hardware Management Console Interface.
8	(8) X'9'		0	QUASSSDLIMIT_MONOPLEX	"9" The local system is running in MONOPLEX mode. A system in MONOPLEX mode is restricted to a single system sysplex, and has no need for using the system status detection partitioning protocol.
8	(8) X'A'		0	QUASSSDLIMIT_NONETINFO	"10" The target system has not published its network identification information required for the local system to establish a connection.



Table 258. Structure QUREQFEATURES (continued)

Offset Dec	Offset Hex	Type	Len	Name (Dim)	Description
8	(8) X'B'		0	QUASSSDLIMIT_SAFERROR	"11" The local system has insufficient authorization to access SAF-protected resources associated with BCPii callable services.
8	(8) X'C'		0	QUASSSDLIMIT_XCFLOCALMODE	"12" The local system is running in XCF-LOCAL mode. A system in XCF-LOCAL is restricted to a single system environment and has no need for using the system status detection partitioning protocol.
8	(8) X'D'		0	QUASSSDLIMIT_DOWNLEVELCDS	"13" The primary sysplex couple data set was not formatted to support the larger records required by the SSD partitioning protocol.
Constants defining connector termination action denoted by field QuaStrUserTermLevel					
8	(8) X'0'		0	QUASTRUSETERMLEVEL_TASK	"0" IXLCONN TERMLEVEL=TASK. Connector termination begins with the connector's task
8	(8) X'1'		0	QUASTRUSETERMLEVEL_ADDRSPACE	"1" IXLCONN TERMLEVEL=ADDRSPACE. Connector termination begins with the connector's address space
8	(8) X'2'		0	QUASTRUSETERMLEVEL_SYSTEM	"2" IXLCONN TERMLEVEL=SYSTEM. Connector termination begins with the connector's system
8	(8) X'FF'		0	QUASTRUSETERMLEVEL_XCFSIG	"255" Connector termination follows a sequence specific to XCF signaling connectors
Constants defining reason codes reason code for return code = '04'X (warning)					
	.... .1..			QUAARSNRECORDSREMAIN	"X'00000004'" Reason code for IXCQUERY completed successfully and provided some data, however, ANSAREA is too small to contain all the requested data.
reason code for return code = '08'X (invalid parameters)					
	.... .1..			QUAARSNGROUPNOTFOUND	"X'00000004'" Reason code for the group name specified is not defined to XCF.
	.... 1...			QUAARSNREQINFONOTVALID	"X'00000008'" Reason code for the REQINFO information is not valid.
	.... 11..			QUAARSNREQTYPEINCOR	"X'0000000C'" Reason code for the caller specified the REQTYPE control parameter incorrectly.
	...1 ....			QUAARSNMEMBERNOTFOUND	"X'00000010'" Reason code for the member name specified is not defined within the specified group.
	...1 .1..			QUAARSNANSAREATOOSMALL	"X'00000014'" Reason code for the length the caller specified on ANSLEN is too small to contain even the header.
	...1 1...			QUAARSNANSAREANOACCESS	"X'00000018'" Reason code for XCF cannot access ANSAREA.
	...1 11..			QUAARSNANSALETNOTVALID	"X'0000001C'" Reason code for the ALET that qualifies the address of the ANSAREA is neither zero nor is it associated with a valid public entry on the DU-AL.

Table 258. Structure QUREQFEATURES (continued)

Offset Dec	Offset Hex	Type	Len	Name(Dim)	Description
		..1. ....		QUAARSNCFNOTFOUND	"X'00000020" Reason code for the coupling facility name specified is not defined in CFRM active policy.
		..1. .1..		QUAARSNSTRNOTFOUND	"X'00000024" Reason code for the structure name specified is not defined in CFRM active policy.
		..1. 1...		QUAARSNARMNAMENOTFOUND	"X'00000028" Reason code for there are no elements with the specified element name, restart group name, or job name. Only returned if IXCQUERY request (REQINFO) is for ARMSTATUS.
		..1. 11..		QUAARSNCDNOTFOUND	"X'0000002C" Reason code for the couple data set is not defined
		..11 .1..		QUAARSNAMODE24	"X'00000034" Reason code for the macro was issued in 24-bit addressing mode.
		.1.. ....		QUAARSNBADPLISTRSVD	"X'00000040" Reason code for a reserved field in the control parameter list is not zero. Your program might have inadvertently written over an area in the control parameter list.
		1.1. ....		QUAARSNINVR0	"X'000000A0" Reason code for register zero value is not valid. Only returned if REQINFO is for ARMSTATUS or ARMS_ALLDATA.
		1.1. .1..		QUAARSNR0TYPECONFL	"X'000000A4" Reason code for register zero value is not correct for the requested function. Only returned if REQINFO is for ARMSTATUS or ARMS_ALLDATA.
8	(8)	BITSTRING	0	QUAARSNPLISTALETNOTVALID	"X'00000100" Reason code for the ALET that qualifies the address of the control parameter list is neither zero nor is it associated with a valid public entry on the DU-AL.
8	(8)	BITSTRING	0	QUAARSNVERSIONNOTVALID	"X'00000104" Reason code for the version number in the control parameter list is not valid. Your program might have inadvertently written over an area in the control parameter list.
8	(8)	BITSTRING	0	QUAARSNFUNCCODENOTVALID	"X'00000108" Reason code for the function code in the control parameter list is not valid. Your program might have inadvertently written over an area in the control parameter list.
8	(8)	BITSTRING	0	QUAARSNPLISTNOACCESS	"X'0000010C" Reason code for XCF could not access the control parameter list.
8	(8)	BITSTRING	0	QUAARSNNOTTASKMODE	"X'00000118" Reason code for the caller is not in task mode.
8	(8)	BITSTRING	0	QUAARSNNOTENABLED	"X'0000011C" Reason code for the caller is not enabled.
8	(8)	BITSTRING	0	QUAARSNHASLOCK	"X'00000120" Reason code for the caller is holding a lock.
8	(8)	BITSTRING	0	QUAARSNHASEUTFRR	"X'00000124" Reason code for the caller is running under an EUT FRR.
8	(8)	BITSTRING	0	QUAARSQUAALEVELNOTVALID	"X'00000128" Reason code for the caller has specified an invalid value for QUAALEVEL
reason code for return code = '0C'X (environmental error)					

Table 258. Structure QUREQFEATURES (continued)

Offset Dec	Offset Hex	Type	Len	Name (Dim)	Description
		.... .1..		QUAARSNDSERVEDFAIL	"X'00000004'" Reason code for XCF could not create a data space for IXCQUERY request (REQINFO) CF, CF_ALLDATA, STR, or STR_ALLDATA.
		.... 1...		QUAARSNLESERVEDFAIL	"X'00000008'" Reason code for XCF could not associate the data space created for IXCQUERY request (REQINFO) CF, CF_ALLDATA, STR, or STR_ALLDATA with the XCF address space.
		...1 1...		QUAARSNTASKABENDED	"X'00000018'" Reason code for while the issuing task was suspended for XCF processing, the task was abended (ie. another unit of work attempted to abnormally terminate this task). No data was returned in the ANSAREA. This only applies to IXCQUERY requests REQINFO(GROUP) REQTYPE(DEFER).
8	(8)	BITSTRING	0	QUAARSNNOCFRMDSN	"X'00000144'" Reason code for the CFRM active policy could not be read because the couple data set supporting TYPE CFRM is not accessible to this system. Only returned if IXCQUERY request (REQINFO) is for CF, CF_ALLDATA, STR, or STR_ALLDATA.
8	(8)	BITSTRING	0	QUAARSNNOCFRMPOL	"X'00000154'" Reason code for a CFRM policy has not been activated. Only returned if IXCQUERY request (REQINFO) is for CF, CF_ALLDATA, STR, or STR_ALLDATA.
8	(8)	BITSTRING	0	QUAARSNFAILCFRMREAD	"X'0000015C'" Reason code for the CFRM active policy could not be read because the couple data set supporting TYPE CFRM is in error. Only returned if IXCQUERY request (REQINFO) is for CF, CF_ALLDATA, STR, or STR_ALLDATA.
8	(8)	BITSTRING	0	QUAARSNNOARMDSN	"X'00000160'" Reason code for the ARM data could not be read because the couple data set supporting TYPE ARM is not accessible to this system. Only returned if IXCQUERY request (REQINFO) is for ARMSTATUS or ARMS_ALLDATA
8	(8)	BITSTRING	0	QUAARSNFAILARMREAD	"X'00000164'" Reason code for the ARM data could not be read because the couple data set supporting TYPE ARM is in error. Only returned if IXCQUERY request (REQINFO) is for ARMSTATUS or ARMS_ALLDATA

Table 259. Cross Reference for IXCYQUAA

Name	Offset	Hex Tag
QUAALEVEL_CDS	8	0
QUAALEVEL_GROUP	8	2
QUAALEVEL_SYSPLEX	8	2
QUAARMS	0	
QUAARMS_LEN	F4	100
QUAARMSASID	78	
QUAARMSASSOCLEMENT	B4	

Table 259. Cross Reference for IXCYQUAA (continued)

Name	Offset	Hex Tag
QUAARMSASSOCSYSNAME	C4	
QUAARMSAVAILABLE	84	40
QUAARMSBACKED	86	10
QUAARMSBACKING	86	20
QUAARMSBATCHJOB	86	80
QUAARMSCLEANUPTIMEOUT	F0	
QUAARMSCURRSYS	1C	
QUAARMSELEMBINDCURSYS	87	10
QUAARMSELEMENT	4	
QUAARMSELEMENTYPE	7C	
QUAARMSENABLED	85	80
QUAARMSEVENTEXITNAME	AC	
QUAARMSFAILED	84	20
QUAARMSFDSWARNING	85	40
QUAARMSFLAGS	84	
QUAARMSFLAGS3	86	
QUAARMSFLAGS4	87	
QUAARMSFREECSA	D8	
QUAARMSFREEECSA	DC	
QUAARMSFSTRSTR	90	
QUAARMSGENFLAGS	85	
QUAARMSINITCLONE	24	
QUAARMSINITSYS	14	
QUAARMSJESGROUP	50	
QUAARMSJOBNAME	68	
QUAARMSLEN	2	
QUAARMSLENG	8	100
QUAARMSLEVEL	7A	
QUAARMSLSTRSTR	98	
QUAARMSMAXELEMENTS	2C	
QUAARMSMAXRESTARTS	A6	
QUAARMSNORESTART	87	80
QUAARMSNOSYSRESTART	87	40
QUAARMSNUMRESTARTS	A4	
QUAARMSOVERRIDEJCL	86	8
QUAARMSOVERRIDESTART	86	4
QUAARMSRCVING	84	8
QUAARMSREADYTIMEOUT	D0	
QUAARMSREGTIME	88	

Table 259. Cross Reference for IXCYQUAA (continued)

Name	Offset	Hex Tag
QUAARMSRESTARTCOUNTS	A0	
QUAARMSRESTARTGROUP	58	
QUAARMSRESTARTINT	A8	
QUAARMSRESTARTPACING	D4	
QUAARMSRESTARTTIMEOUT	CC	
QUAARMSRMTOKEN	E0	
QUAARMSRSTCOMMITTED	87	2
QUAARMSRSTING	84	10
QUAARMSRSTINGINERE	87	8
QUAARMSRSTINGINEVE	87	4
QUAARMSRSTINGINFO	87	F
QUAARMSRSVD	F4	
QUAARMSSTARTEDTSK	86	40
QUAARMSSTARTING	84	80
QUAARMSSTATEFLAGS	84	
QUAARMSSTOKEN	70	
QUAARMSTERMTYPEALLTERM	86	1
QUAARMSTERMTYPEELEMTERM	87	40
QUAARMSTERMTYPESYSTEM	87	20
QUAARMSTIMEDOUT	86	2
QUAARMSTOTALRESTARTS	A0	
QUAARMSTOTELEMENTS	28	
QUAARMSTYP	0	
QUAARSNALSERVFAIL	8	8
QUAARSNAMODE24	8	34
QUAARSNANSALETNOTVALID	8	1C
QUAARSNANSAREANOACCESS	8	18
QUAARSNANSAREATOOSMALL	8	14
QUAARSNARMNAMENOTFOUND	8	28
QUAARSNBADPLISTRVD	8	40
QUAARSNCDNOTFOUND	8	2C
QUAARSNCFNOTFOUND	8	20
QUAARSNDSPSERVFAIL	8	4
QUAARSNFAILARMREAD	8	164
QUAARSNFAILCFRMREAD	8	15C
QUAARSNFUNCCODENOTVALID	8	108
QUAARSNGROUPNOTFOUND	8	4
QUAARSNHASEUTFRR	8	124
QUAARSNHASLOCK	8	120

Table 259. Cross Reference for IXCYQUAA (continued)

Name	Offset	Hex Tag
QUAARSNINVR0	8	A0
QUAARSNMEMBERNOTFOUND	8	10
QUAARSNNOARMDSN	8	160
QUAARSNNOCFRMSDN	8	144
QUAARSNNOCFRMPOL	8	154
QUAARSNNOTENABLED	8	11C
QUAARSNNOTTASKMODE	8	118
QUAARSNPLISTALETNOTVALID	8	100
QUAARSNPLISTNOACCESS	8	10C
QUAARSNQUAALEVELNOTVALID	8	128
QUAARSNRECORDSREMAIN	8	4
QUAARSNREQINFONOTVALID	8	8
QUAARSNREQTYPEINCOR	8	C
QUAARSNR0TYPECONFL	8	A4
QUAARSNSTRNOTFOUND	8	24
QUAARSNTASKABENDED	8	18
QUAARSNVERSIONNOTVALID	8	104
QUACDS	0	
QUACDS_LEN	60	80
QUACDSALTERNATE	4	40
QUACDSALTSYNCHED	4	10
QUACDSBEINGREMOVED	4	8
QUACDSDSN	6	
QUACDSFLAGS	4	
QUACDSFTOD	3C	
QUACDSFUN	0	
QUACDSFUN_LEN	4C	60
QUACDSFUNALLSYSTEMSUSING	C	80
QUACDSFUNDATASET	3C	
QUACDSFUNDS#	3C	
QUACDSFUNDSO	40	
QUACDSFUNFLAGS	C	
QUACDSFUNLEN	2	
QUACDSFUNNAME	4	
QUACDSFUNPOLDATA	10	
QUACDSFUNPOLDATAVALID	38	80
QUACDSFUNPOLDEFAULTS	38	40
QUACDSFUNPOLFLAGS	38	
QUACDSFUNPOLNAME	10	

Table 259. Cross Reference for IXCYQUAA (continued)

Name	Offset	Hex Tag
QUACDSFUNPOLSTARTTOD	18	
QUACDSFUNPOLSTOPPING	38	20
QUACDSFUNPOLUPDATETOD	20	
QUACDSFUNSU#	44	
QUACDSFUNSU0	48	
QUACDSFUNSYSTEMSUSING	44	
QUACDSFUNTYPE	0	
QUACDSLEN	2	
QUACDSMAXGROUPS	46	
QUACDSMAXMEMBERS	48	
QUACDSMAXSYS	44	
QUACDSNAR	0	
QUACDSNAR_LEN	36	40
QUACDSNAR#	58	
QUACDSNARLEN	2	
QUACDSNARLINE	4	
QUACDSNARO	5C	
QUACDSNARRATIVE	58	
QUACDSNARTYPE	0	
QUACDSPEAKGROUPS	4A	
QUACDSPEAKMEMBERS	4C	
QUACDSPRIMARY	4	80
QUACDSSU	0	
QUACDSSU_LEN	10	20
QUACDSSUID	C	
QUACDSSULEN	2	
QUACDSSUNAME	4	
QUACDSSUNUM	C	
QUACDSSUSEQ	D	
QUACDSSUTYPE	0	
QUACDSSYSPLEX	46	
QUACDSTYPE	0	
QUACDSUNIT	38	
QUACDSVOLSER	32	
QUACF	0	
QUACF_LEN	81	A0
QUACFALLOCNOTPERMITTED	80	20
QUACFAUTH	A8	
QUACFDUMPSIZE	2C	

Table 259. Cross Reference for IXCYQUAA (continued)

Name	Offset	Hex Tag
QUACFEXTRA#STR	74	
QUACFFLAGS	80	
QUACFID	10	
QUACFLEN	2	
QUACFLENG	8	A0
QUACFMAINTENANCEMODE	80	40
QUACFMONID	A0	
QUACFMONNUM	A0	
QUACFMONSEQ	A1	
QUACFMSGBASEDEVENTMGMT	6E	10
QUACFNAME	4	
QUACFND	C	
QUACFPOLCHGPEND	6E	80
QUACFPOLNAME	50	
QUACFPOLSTATUS	6E	
QUACFREALLOCINPROGRESS	6E	40
QUACFREALLOCSTOPPING	6E	20
QUACFREQ#CONN	6C	
QUACFREQ#STR	68	
QUACFRSVD	38	
QUACFRSVD2	81	
QUACFSC	0	
QUACFSC_LEN	D	10
QUACFSC#	40	
QUACFSCID	C	
QUACFSCLEN	2	
QUACFSCLENG	8	10
QUACFSCNAME	4	
QUACFSCNUM	C	
QUACFSCO	44	
QUACFSCSEQ	D	
QUACFSCCTYP	0	
QUACFSC1	0	
QUACFSC1_LEN	10	50
QUACFSETTIME	60	
QUACFSITEFORRECOVERY	80	80
QUACFSITENAME	78	
QUACFSTATE	30	
QUACFSTATE1	30	



Table 259. Cross Reference for IXCYQUAA (continued)

Name	Offset	Hex Tag
QUACFSTATE2	31	
QUACFSTATE3	32	
QUACFSTATE4	33	
QUACFSTCFLCRMGM	32	1
QUACFSTDPEND	30	80
QUACFSTFAILED	31	40
QUACFSTPOPULATECFTARGET	32	80
QUACFSTR	0	
QUACFSTR_LEN	16	18
QUACFSTR#	48	
QUACFSTRACT	14	80
QUACFSTRDUMPTBL	14	4
QUACFSTRDUPALTERCONTRACT	15	2
QUACFSTRDUPALTERDEFER	15	20
QUACFSTRDUPALTERINPROGRESS	15	10
QUACFSTRDUPALTERSCMINUSE	15	4
QUACFSTRECONCILE	31	80
QUACFSTREXTRA	34	
QUACFSTRFLG	14	
QUACFSTRFLG2	15	
QUACFSTRHOLD	14	8
QUACFSTRLEN	2	
QUACFSTRLENG	8	18
QUACFSTRLOGICALVERSION	20	
QUACFSTRMONALTERINPROGRESS	14	1
QUACFSTRNAME	4	
QUACFSTRNOSYSCON	15	40
QUACFSTRO	4C	
QUACFSTRPHYSICALVERSION	18	
QUACFSTRPOPULATECFREBUILDPE	15	8
QUACFSTRRDATALISTSPERCONN	28	
QUACFSTRREBLDNEW	14	20
QUACFSTRREBLDOLD	14	40
QUACFSTRSTRDUMPID	16	
QUACFSTRSTRFAIL	15	80
QUACFSTRSTRAN	14	10
QUACFSTRTYP	0	
QUACFSTR1	0	
QUACFSTR1_LEN	29	98

Table 259. Cross Reference for IXCYQUAA (continued)

Name	Offset	Hex Tag
QUACFTEXT	50	
QUACFTYP	0	
QUACFUPDIME	58	
QUACF1	0	
QUACF1_LEN	B8	E0
QUAG#MEM	C	
QUAGCONFIRMEDSUM	10	20
QUAGFLAG1	10	
QUAGIMPACTEDBYMISO	10	2
QUAGIMPACTFULMISO	10	4
QUAGIMPAIRED	10	10
QUAGLEN	2	
QUAGLENG	8	14
QUAGMESSAGEISOLATED	10	8
QUAGNAME	4	
QUAGRP	0	
QUAGRP_LEN	11	14
QUAGSTALLED	10	80
QUAGSYMPATHYSICKNESS	10	40
QUAGTYPE	0	
QUAH#REC	0	
QUAH#REM	4	
QUAHDR	0	
QUAHDR_LEN	C	10
QUAHLENG	8	10
QUAHSGOF	C	
QUAHTLEN	8	
QUAM_SS_TERMINATING	1E	10
QUAMCONFIRMEDIMPAIRED	1E	8
QUAMDEACTIVATING	1E	20
QUAMDEEMEDIMPAIRED	1E	4
QUAMEM	0	
QUAMEM_LEN	5B	5C
QUAMEM1	0	
QUAMEM1_LEN	7D	80
QUAMEM2	0	
QUAMEM2_LEN	90	C0
QUAMIMPACTEDBYMISO	1F	80
QUAMIMPACTFULMISO	1E	1

Table 259. Cross Reference for IXCYQUAA (continued)

Name	Offset	Hex Tag
QUAMINTV	44	
QUAMJOB	2C	
QUAMLEN	2	
QUAMLENG	8	5C
QUAMMESSAGEISOLATED	1E	2
QUAMMREM	1D	2
QUAMNAME	4	
QUAMPROCANRECEIVE	54	80
QUAMPROCANREPLY	54	40
QUAMPRODUPLICATES	54	2
QUAMPROGT61KDELIVERY	54	8
QUAMPROGT61KMSG	54	4
QUAMPROORDEREDELIVERY	54	10
QUAMPRORESPONSECOLLECTION	54	20
QUAMPROTOCOLS	54	
QUAMSACT	8	3
QUAMSCRE	8	2
QUAMSFLD	8	5
QUAMSID	28	
QUAMMSD	1D	8
QUAMMSM	1D	10
QUAMSNUM	28	
QUAMSQUI	8	4
QUAMSSEQ	29	
QUAMSSM	1D	80
QUAMSTALLED	1E	80
QUAMSTAT	1C	
QUAMSTA1	1C	
QUAMSTA2	1D	
QUAMSTA3	1E	
QUAMSTA4	1F	
QUAMSTKN	4C	
QUAMSTRM	1D	40
QUAMSYMPATHYSICKNESS	1E	40
QUAMSYS	20	
QUAMTERMLEVEL	5B	
QUAMTERMLEVEL_ADDRSPACE	8	3
QUAMTERMLEVEL_JOBSTEP	8	2
QUAMTERMLEVEL_SYSTEM	8	5

Table 259. Cross Reference for IXCYQUAA (continued)

Name	Offset	Hex Tag
QUAMTERMLEVEL_TASK	8	1
QUAMTOD	34	
QUAMTOKN	14	
QUAMTYPE	0	
QUAMUDAT	48	
QUAMUSLN	3C	
QUAMUSOF	40	
QUAM1_ATTRIBUTES	7C	
QUAM1_CRITICALMEMBER	7C	2
QUAM1_FUNCTION	64	
QUAM1_GRPNAME	5C	
QUAM1_LASTING	7C	10
QUAM1_LOCALCLEANUPCONTINUE	7C	1
QUAM1_MEMASSOCADDRSPACE	7C	20
QUAM1_MEMASSOCJOBSTEP	7C	40
QUAM1_MEMASSOCTASK	7C	80
QUAM1_RECOVERYMGR	7C	4
QUAM1_SYSCLEANUP	7C	8
QUAM2_DEACTIVATEDTIME	88	
QUAM2_DEFINEDTIME	80	
QUASACTV	1C	40
QUASCLID	25	
QUASCLNU	27	80
QUASCLST	27	
QUASCLUP	1C	4
QUASCPUID	2A	
QUASERV_CFRM	8	4
QUASETRTIMINGMODE	28	4
QUASFLAGS	28	
QUASFLAGS2	50	
QUASINTV	C	
QUASLEN	2	
QUASLENG	8	28
QUASLOCALTIMINGMODE	28	8
QUASLOCL	1C	8
QUASLPAR	28	1
QUASLPARNUM	29	
QUASMODELNUM	2C	
QUASNAME	4	

Table 259. Cross Reference for IXCYQUAA (continued)

Name	Offset	Hex Tag
QUASNUM	20	
QUASOPIN	10	
QUASOSLVL	40	
QUASPARTITIONMONITOR	30	
QUASSEQ	21	
QUASSERIALNUM	2A	
QUASSID	20	
QUASSSDCONFIGCOMPLETE	50	40
QUASSSDCONNSYSLIMIT	51	
QUASSSDINFOVALID	50	80
QUASSSDLIMIT_BCPIIERROR	8	6
QUASSSDLIMIT_CONNECTING	8	7
QUASSSDLIMIT_DOWNLEVELCDS	8	D
QUASSSDLIMIT_DOWNLEVELLOS	8	1
QUASSSDLIMIT_ERROR	8	8
QUASSSDLIMIT_MONOPLEX	8	9
QUASSSDLIMIT_NOBCPII	8	3
QUASSSDLIMIT_NOHWSUPPORT	8	4
QUASSSDLIMIT_NOLIMIT	8	0
QUASSSDLIMIT_NONETINFO	8	A
QUASSSDLIMIT_NOTENABLED	8	2
QUASSSDLIMIT_SAFERROR	8	B
QUASSSDLIMIT_VIRTMACHINE	8	5
QUASSSDLIMIT_XCFLOCALMODE	8	C
QUASSSDTARGETLIMIT	52	
QUASSTAT	1C	
QUASSTPTIMINGMODE	28	2
QUASSUM	1C	20
QUASSUTO	14	
QUASSYPT	1C	10
QUASTR	0	
QUASTR_LEN	136	138
QUASTRALLOWAUTOALT	22	10
QUASTRALLOWREALLOCATE	22	8
QUASTRALTER	118	
QUASTRALTERCFSTART	119	2
QUASTRALTERCHGEMC	119	20
QUASTRALTERCHGRATIO	119	40
QUASTRALTERCHGSIZE	119	80

Table 259. Cross Reference for IXCYQUAA (continued)

Name	Offset	Hex Tag
QUASTRALTERFLG1	118	
QUASTRALTERFLG2	119	
QUASTRALTERMINELEMENT	11B	
QUASTRALTERMINEMC	126	
QUASTRALTERMINENTRY	11A	
QUASTRALTERNEW	119	10
QUASTRALTERNOTPERMITTED	19	1
QUASTRALTEROLD	119	8
QUASTRALTEROPSTART	118	40
QUASTRALTEROPSTOP	118	20
QUASTRALTERPGMSTART	118	10
QUASTRALTERPGMSTOP	118	8
QUASTRALTERRATIO	119	1
QUASTRALTERREBLDSTOP	118	4
QUASTRALTERSTOP	118	80
QUASTRALTERSYSSTART	118	2
QUASTRALTERSYSSTOP	118	1
QUASTRALTERTELEMENTRATIO	122	
QUASTRALTERTEMCGPCT	124	
QUASTRALTERTENTRYRATIO	120	
QUASTRALTERTSIZE	11C	
QUASTRASYNCDUPLEX	110	2
QUASTRAUTOVERSION	15C	
QUASTRCF	0	
QUASTRCF_LEN	43	48
QUASTRCF#	38	
QUASTRCFACCESSTIMEMAXIMUM	E	
QUASTRCFACCESSTIMENOLIMIT	D	40
QUASTRCFACT	C	80
QUASTRCFALTERSYSID	7C	
QUASTRCFALTERSYSNAME	80	
QUASTRCFALTERSYSNUM	7C	
QUASTRCFALTERSYSSEQ	7D	
QUASTRCFCKS_AESPROTECT	8	3
QUASTRCFCKSCODE	42	
QUASTRCFDUMPTBL	C	4
QUASTRCFDUPALTERCONTRACT	D	1
QUASTRCFDUPALTERDEFER	D	10
QUASTRCFDUPALTERINPROGRESS	D	8

Table 259. Cross Reference for IXCYQUAA (continued)

Name	Offset	Hex Tag
QUASTRCFDUPALTERSCMINUSE	D	2
QUASTRCFENCRYPTED	C	2
QUASTRCFENCRYPTKEYTOD	70	
QUASTRCFFLG	C	
QUASTRCFFLG2	D	
QUASTRCFHOLD	C	8
QUASTRCFID	14	
QUASTRCFLEN	2	
QUASTRCFLENG	8	48
QUASTRCFLOGICALVERSION	48	
QUASTRCFMAXCONN	3C	
QUASTRCFMONALTERINPROGRESS	C	1
QUASTRCFNAME	4	
QUASTRCFND	10	
QUASTRCFNOSYSCON	D	20
QUASTRCFO	3C	
QUASTRCFPHYSICALVERSION	34	
QUASTRCFRDATALISTSPERCONN	50	
QUASTRCFREBLDNEW	C	20
QUASTRCFREBLDOLD	C	40
QUASTRCFSID	32	
QUASTRCFSMALLESTNUMUSERS	40	
QUASTRCFSTRDUMPID	3E	
QUASTRCFSTRFAIL	D	80
QUASTRCFTRAN	C	10
QUASTRCFTYP	0	
QUASTRCFVERSION	34	
QUASTRCFVOLATILE	D	4
QUASTRCF1	0	
QUASTRCF1_LEN	80	88
QUASTRCONNEXTRA	1E	
QUASTRCONNEXTRA#	20	
QUASTRDIAGINFO	1D8	
QUASTRDIAGINFOW01	1D8	
QUASTRDIAGINFOW01B1	1D8	
QUASTRDIAGINFOW01B2	1D9	
QUASTRDIAGINFOW01B3	1DA	
QUASTRDIAGINFOW01B4	1DB	
QUASTRDIAGINFOW02	1DC	

Table 259. Cross Reference for IXCYQUAA (continued)

Name	Offset	Hex Tag
QUASTRDIAGINFOW03	1E0	
QUASTRDIAGINFOW04	1E4	
QUASTRDIAGINFOW05	1E8	
QUASTRDIAGINFOW06	1EC	
QUASTRDIAGINFOW07	1F0	
QUASTRDIAGINFOW08	1F4	
QUASTRDIAGINFOW09	1F8	
QUASTRDIAGINFOW10	1FC	
QUASTRDIAGINFOW11	200	
QUASTRDIAGINFOW12	204	
QUASTRDIAGINFOW13	208	
QUASTRDIAGINFOW14	20C	
QUASTRDIAGINFOW15	210	
QUASTRDIAGINFOW16	214	
QUASTRDUPLXALLOWED	22	80
QUASTRDUPLXANYSITE	111	80
QUASTRDUPLXASYNC	111	2
QUASTRDUPLXCROSSSITE	111	40
QUASTRDUPLXENABLED	22	40
QUASTRDUPLXMODES	111	F
QUASTRDUPLXOPTIONS	111	
QUASTRDUPLXSAMESITE	111	20
QUASTRDUPLXSAMESITEASYNC	111	8
QUASTRDUPLXSAMESITEONLY	111	10
QUASTRDUPLXSAMESITESYNC	111	4
QUASTRDUPLXSITE	111	F0
QUASTRDUPLXSYNC	111	1
QUASTRENCRYPT	22	2
QUASTRENCRYPTBYPOL	22	1
QUASTRENCRYPTKEYTOD	1B0	
QUASTREXTRA#STR	6C	
QUASTRFLG	22	
QUASTRFULLTHRESHOLD	113	
QUASTRGRPNAME	14C	
QUASTRINHWDW	1C	
QUASTRINHWDWON	1C	80
QUASTRINITSIZE	24	
QUASTRKEYRNOTIFYDELAY	1AC	
QUASTRKEYRNOTIFYDELAYBYPOL	14B	40



Table 259. Cross Reference for IXCYQUAA (continued)

Name	Offset	Hex Tag
QUASTRLEN	2	
QUASTRLENG	8	138
QUASTRLISTNOTIFYDELAY	1A8	
QUASTRLISTNOTIFYDELAYBYPOL	14B	80
QUASTRMINSIZE	114	
QUASTRMSGBASEDEVENTMGMT	66	10
QUASTRMSGBASEDEVENTPROC	19	80
QUASTRMSGBASEDLEVEL	1C8	
QUASTRMSGBASEDMGRSYSNAME	1D0	
QUASTRMSGBASEDMGRSYSNUM	1CC	
QUASTRMSGBASEDMGRSYSSEQ	1CD	
QUASTRMSGBASEDMGRSYSSID	1CC	
QUASTRNAME	4	
QUASTRPENDSIZE	10C	
QUASTRPL	0	
QUASTRPL_LEN	8	10
QUASTRPL#	28	
QUASTRPLCFALLOCPERMITTED	5	1
QUASTRPLCFID	14	
QUASTRPLCFINFO	5	
QUASTRPLCFINFOVALID	4	80
QUASTRPLCFND	10	
QUASTRPLCFNDVALID	4	40
QUASTRPLCFNOSYSCONN	5	2
QUASTRPLCFNOTDEFINED	5	80
QUASTRPLLEN	2	
QUASTRPLLENG	8	10
QUASTRPLNAME	8	
QUASTRPLO	2C	
QUASTRPLRSVD	6	
QUASTRPLTYP	0	
QUASTRPLVALIDBITS	4	
QUASTRPL1	0	
QUASTRPL1_LEN	2E	30
QUASTRPOLCHGPEND	66	80
QUASTRPOLNAME	48	
QUASTRPOLSTATUS	66	
QUASTRPOPCFNAME	154	
QUASTRPPDUPLEXALLOWED	164	20

Table 259. Cross Reference for IXCYQUAA (continued)

Name	Offset	Hex Tag
QUASTRPPDUPLEXANYSITE	185	80
QUASTRPPDUPLEXASYNC	185	2
QUASTRPPDUPLEXCROSSSITE	185	40
QUASTRPPDUPLEXENABLED	164	10
QUASTRPPDUPLEXMODES	185	F
QUASTRPPDUPLEXOPTIONS	185	
QUASTRPPDUPLEXSAMESITE	185	20
QUASTRPPDUPLEXSAMESITEASYNC	185	8
QUASTRPPDUPLEXSAMESITEONLY	185	10
QUASTRPPDUPLEXSAMESITESYNC	185	4
QUASTRPPDUPLEXSITE	185	F0
QUASTRPPDUPLEXSYNC	185	1
QUASTRPPENCRIPT	164	8
QUASTRPPENCRIPTKEYCHG	164	4
QUASTRPPENCRIPTKEYTOD	190	
QUASTRPPENFORCEORDER	164	40
QUASTRPPFLAGS	164	
QUASTRPPINFO	164	
QUASTRPPINITSIZE	16C	
QUASTRPPMINSIZE	170	
QUASTRPPPL#	174	
QUASTRPPPLO	178	
QUASTRPPSCMALG	184	
QUASTRPPSCMMAXSIZE	188	
QUASTRPPSIZE	168	
QUASTRPPVALID	164	80
QUASTRPPXL#	17C	
QUASTRPPXLO	180	
QUASTRPPREFENFORCE	22	20
QUASTRPROCESSMETHOD	110	1
QUASTRREALLOCINPROGRESS	66	40
QUASTRREALLOCSTOPPING	66	20
QUASTRREBLDALLOCATE	70	2
QUASTRREBLDATTACH	70	1
QUASTRREBLDCLEANUP	70	20
QUASTRREBLDCOMPLETE	70	40
QUASTRREBLDCOPY	71	80
QUASTRREBLDCOPYSTOP	71	40
QUASTRREBLDDUPLEX	110	80

Table 259. Cross Reference for IXCYQUAA (continued)

Name	Offset	Hex Tag
QUASTRREBLDDUPLEXESTABLISHED	70	8
QUASTRREBLDFLAGS	110	
QUASTRREBLDINFO	70	
QUASTRREBLDPCTLOSSCONN	148	
QUASTRREBLDPHASE	70	
QUASTRREBLDPHASECONFIRMSTNG	84	
QUASTRREBLDPHASE1	70	
QUASTRREBLDPHASE2	71	
QUASTRREBLDPHASE3	72	
QUASTRREBLDPHASE4	73	
QUASTRREBLDQUIESCE	70	80
QUASTRREBLDQUIESCESTOP	71	20
QUASTRREBLDSTARTCONN	74	40
QUASTRREBLDSTARTLOSTCCF	74	20
QUASTRREBLDSTARTOPER	74	80
QUASTRREBLDSTARTPOLICY	74	8
QUASTRREBLDSTARTRSN	74	
QUASTRREBLDSTARTSTRFAIL	74	10
QUASTRREBLDSTARTUCODE	78	
QUASTRREBLDSTARTUP	70	4
QUASTRREBLDSTOP	70	10
QUASTRREBLDSTOPADUPINACTIVE	7F	40
QUASTRREBLDSTOPALLOWUSERLIMCHG	7E	4
QUASTRREBLDSTOPASYNC DUPSTALLED	7E	2
QUASTRREBLDSTOPCONN	7C	40
QUASTRREBLDSTOPCONNECTORHANG	7D	4
QUASTRREBLDSTOPDUMPSER	7E	40
QUASTRREBLDSTOPDUPLXCHGCON	7F	80
QUASTRREBLDSTOPDUPLXOUTOFSYNCH	7E	10
QUASTRREBLDSTOPDUPLXREQFAILED	7E	20
QUASTRREBLDSTOPINSUFFCONN	7C	20
QUASTRREBLDSTOPINSUFFCONNCHGCON	7D	10
QUASTRREBLDSTOPLOSSCONN	7D	20
QUASTRREBLDSTOPLOSTCCFNEW	7C	8
QUASTRREBLDSTOPLOSTCCFOLD	7C	4
QUASTRREBLDSTOPNOBETTERCONN	7C	10
QUASTRREBLDSTOPNOCONIDAVAIL	7E	8
QUASTRREBLDSTOPNOPEERCONN	7E	1
QUASTRREBLDSTOPOPER	7C	80

Table 259. Cross Reference for IXCYQUAA (continued)

Name	Offset	Hex Tag
QUASTRREBLDSTOPPOLICY	7D	80
QUASTRREBLDSTOPPOPCFNOTSUITABLE	7D	8
QUASTRREBLDSTOPRSN	7C	
QUASTRREBLDSTOPRSN1	7C	
QUASTRREBLDSTOPRSN2	7D	
QUASTRREBLDSTOPRSN3	7E	
QUASTRREBLDSTOPRSN4	7F	
QUASTRREBLDSTOPSTRFAIL	7D	40
QUASTRREBLDSTOPSTRFAILNEW	7C	2
QUASTRREBLDSTOPSTRFAILOLD	7C	1
QUASTRREBLDSTOPSYSGDPHASEFAIL	7E	80
QUASTRREBLDSTOPUCODE	80	
QUASTRREBLDSWITCHINPROGRESS	110	40
QUASTRREBUILDPERCENT	23	
QUASTRRECPRTY	134	
QUASTRREQ#CONN	64	
QUASTRREQ#STR	60	
QUASTRRSVD	112	
QUASTRSCMALG	19C	
QUASTRSCMALGKEYPRIORITY1	8	1
QUASTRSCMMAXSIZE	1A0	
QUASTRSETTIME	58	
QUASTRSIZE	14	
QUASTRSTALTER	1A	8
QUASTRSTATE	18	
QUASTRSTATE1	18	
QUASTRSTATE2	19	
QUASTRSTATE3	1A	
QUASTRSTATE4	1B	
QUASTRSTCFLCRMGMT	1A	1
QUASTRSTDPEND	18	80
QUASTRSTINCLEANUP	1A	4
QUASTRSTINPOLDEF	1B	80
QUASTRSTREALLOCEVALPENDING	18	8
QUASTRSTREALLOCTARGETSTR	18	4
QUASTRSTREBLD	1A	20
QUASTRSTREBLDSTOP	1A	10
QUASTRSTRTYPE	1D	
QUASTRSTSDISP	1A	80

Table 259. Cross Reference for IXCYQUAA (continued)

Name	Offset	Hex Tag
QUASTRSTTOBECHANGED	18	20
QUASTRSTTOBEDELETED	18	40
QUASTRSUBNOTIFYDELAY	130	
QUASTRSUBNOTIFYDELAYBYPOL	22	4
QUASTRSYS	0	
QUASTRSYS_LEN	14	40
QUASTRSYSALLOCATING	10	80
QUASTRSYSATTACHED	10	20
QUASTRSYSATTACHING	10	40
QUASTRSYSCOPYFAILED	10	8
QUASTRSYSCOPYSTOPPED	10	2
QUASTRSYSCOPYSTOPPING	10	4
QUASTRSYSCOPYWORKING	10	10
QUASTRSYSFLAGS	10	
QUASTRSYSFLAGS1	10	
QUASTRSYSFLAGS2	11	
QUASTRSYSFLAGS3	12	
QUASTRSYSFLAGS4	13	
QUASTRSYSLEN	2	
QUASTRSYSNAME	4	
QUASTRSYSNUM	C	
QUASTRSYSNUMRECS	128	
QUASTRSYSO	12C	
QUASTRSYSRECPRTY	136	
QUASTRSYSSEQ	D	
QUASTRSYSSID	C	
QUASTRSYSTYP	0	
QUASTRTEXT	48	
QUASTRTYP	0	
QUASTRTYPECACHE	8	4
QUASTRTYPELIST	8	3
QUASTRTYPELOCK	8	FF
QUASTRTYPESERLIST	8	FE
QUASTRUPDIME	50	
QUASTRUSER	0	
QUASTRUSER_LEN	80	88
QUASTRUSER#	40	
QUASTRUSERACT	58	80
QUASTRUSERALLOWAUTO	5C	80

Table 259. Cross Reference for IXCYQUAA (continued)

Name	Offset	Hex Tag
QUASTRUSERALLOWDUPREBLD	58	1
QUASTRUSERALLOWREBLD	58	2
QUASTRUSERALLOWUSERLIMCHG	5C	2
QUASTRUSERALTER	68	
QUASTRUSERALTERALLOWED	68	80
QUASTRUSERALTERFLG	68	
QUASTRUSERALTERMINELEMENT	6B	
QUASTRUSERALTERMINEMC	7C	
QUASTRUSERALTERMINENTRY	6A	
QUASTRUSERALTERRATIO	68	40
QUASTRUSERALTER2	7C	
QUASTRUSERASID	2E	
QUASTRUSERASYNC DUPLEX	5C	4
QUASTRUSERASYNC DUPLEXSET	5C	8
QUASTRUSERCDATA	8	
QUASTRUSERCFLEVEL	38	
QUASTRUSERCLEVEL	20	
QUASTRUSERCNAME	10	
QUASTRUSERCONID	5A	
QUASTRUSERCONTOKEN	6C	
QUASTRUSERCONVERSION	4	
QUASTRUSERCRITICAL	5C	1
QUASTRUSERDDATA	30	
QUASTRUSERDISC	58	10
QUASTRUSERDISCFAILEDCONFSTRING	88	
QUASTRUSERDISP	58	8
QUASTRUSERDUAL	58	4
QUASTRUSERFAIL	58	40
QUASTRUSERFAILISOLSTR	5B	80
QUASTRUSERFAILISOLSTRNEW	5B	40
QUASTRUSERFAILISOLSTROLD	5B	20
QUASTRUSERFLG1	58	
QUASTRUSERFLG2	59	
QUASTRUSERFLG3	5B	
QUASTRUSERFLG4	5C	
QUASTRUSERINFOLEVEL	2D	
QUASTRUSERINFOLEVEL1	8	1
QUASTRUSERJOB	50	
QUASTRUSERLEN	2	

Table 259. Cross Reference for IXCYQUAA (continued)

Name	Offset	Hex Tag
QUASTRUSERLENG	8	88
QUASTRUSERNCSTR	59	80
QUASTRUSERNCSTRNEW	59	40
QUASTRUSERNCSTROLD	59	20
QUASTRUSERNONVOLREQ	5B	10
QUASTRUSERNUMUSERS	66	
QUASTRUSERO	44	
QUASTRUSERPCTENTRYRSV	5E	
QUASTRUSERRSVD2	80	
QUASTRUSERSID	28	
QUASTRUSERSNUM	28	
QUASTRUSERSSEQ	29	
QUASTRUSERSTKN	48	
QUASTRUSERSUSPEND	5C	20
QUASTRUSERSUSPENDFAIL	5C	10
QUASTRUSERSYS	40	
QUASTRUSERTERM	58	20
QUASTRUSERTERMLEVEL	5F	
QUASTRUSERTERMLEVEL_ADDRSPACE	8	1
QUASTRUSERTERMLEVEL_SYSTEM	8	2
QUASTRUSERTERMLEVEL_TASK	8	0
QUASTRUSERTERMLEVEL_XCFSIG	8	FF
QUASTRUSERTYP	0	
QUASTRUSER1	0	
QUASTRUSER1_LEN	A8	100
QUASTRUSYNCCOMPLETED	E8	
QUASTRUSYNCCOMPLETEDCOMPCODE	13C	
QUASTRUSYNCCOMPLETEDUSTATE	EC	
QUASTRUSYNCCONFIRMSTNG	A4	
QUASTRUSYNCFIN0	A4	
QUASTRUSYNCFIN02	138	
QUASTRUSYNCFIN03	C4	
QUASTRUSYNCFIN04	138	
QUASTRUSYNCFIN05	C8	
QUASTRXL	0	
QUASTRXL_LEN	8	18
QUASTRXL#	30	
QUASTRXLLEN	2	
QUASTRXLLENG	8	18

Table 259. Cross Reference for IXCYQUAA (continued)

Name	Offset	Hex Tag
QUASTRXLNAME	8	
QUASTRXLO	34	
QUASTRXLRSD	4	
QUASTRXLTYP	0	
QUASTRXL1	0	
QUASTRXL1_LEN	18	38
QUASTR1	0	
QUASTR1_LEN	1B0	1B8
QUASTR1FLAGS	14B	
QUASTR2	0	
QUASTR2_LEN	214	218
QUASTYPE	0	
QUASVER	24	
QUASYS	0	
QUASYS_LEN	28	28
QUASYS1	0	
QUASYS1_LEN	38	40
QUASYS2	0	
QUASYS2_LEN	53	80
QUATYPARMS	8	30
QUATYPARMS_LAST	8	B0
QUATYPCDS	8	41
QUATYPCDS_LAST	8	C1
QUATYPCDSFUN	8	40
QUATYPCDSFUN_LAST	8	C0
QUATYPCDSNAR	8	43
QUATYPCDSNAR_LAST	8	C3
QUATYPCDSSU	8	42
QUATYPCDSSU_LAST	8	C2
QUATYPCF	8	10
QUATYPCF_LAST	8	90
QUATYPCFSC	8	11
QUATYPCFSC_LAST	8	91
QUATYPCFSTR	8	12
QUATYPCFSTR_LAST	8	92
QUATYPGRP	8	0
QUATYPGRP_LAST	8	80
QUATYPMEM	8	1
QUATYPMEM_LAST	8	81



Table 259. Cross Reference for IXCYQUAA (continued)

Name	Offset	Hex Tag
QUATYPSTR	8	20
QUATYPSTR_LAST	8	A0
QUATYPSTRCF	8	23
QUATYPSTRCF_LAST	8	A3
QUATYPSTRPL	8	21
QUATYPSTRPL_LAST	8	A1
QUATYPSTRSYS	8	25
QUATYPSTRSYS_LAST	8	A5
QUATYPSTRU	8	24
QUATYPSTRU_LAST	8	A4
QUATYPSTRXL	8	22
QUATYPSTRXL_LAST	8	A2
QUATYPSYS	8	2
QUATYPSYS_LAST	8	82
QUREQFEATURES	0	
QUREQFEATURES_LEN	8	20
QUREQFEATURES1	0	
QUREQFEATURES1A	0	
QUREQFEATURES1B	1	
QUREQFEATURES1C	2	
QUREQFEATURES1D	3	
QUREQFEATURES2	4	
QUREQFEATURES2A	4	
QUREQFEATURES2B	5	
QUREQFEATURES2C	6	
QUREQFEATURES2D	7	
QUREQRFAGGRESSIVENOTIFY	3	10
QUREQRFALLOCNOTPERMITTED	2	80
QUREQRFALLOWREALLOCATE	1	2
QUREQRFALLSHAREDPCS	1	20
QUREQRFAMDALEVEL4	3	1
QUREQRFASYNCDUPLEX	3	20
QUREQRFASYNCXI	3	2
QUREQRFCACHERESTIME	4	80
QUREQRFDEMEBUFFERSIZE	0	1
QUREQRFDETAILEDXCFSTATUS	1	80
QUREQRFDISALLOWFORCEFPCONN	1	40
QUREQRFDISPLAYSTRTYPE	1	40
QUREQRFIXCCFCM	1	4

Table 259. Cross Reference for IXCYQUAA (continued)

Name	Offset	Hex Tag
QUREQRFIXCMGGATHERFROM	1	8
QUREQRFIXCMGGOXFILTERGROUP	3	80
QUREQRFIXCM2DEL	1	20
QUREQRFIXCNOTERESILIENCY	4	40
QUREQRFIXCNOTESERVICEAVAIL	2	10
QUREQRFIXLCACHEHALTCHGSUPPXI	2	8
QUREQRFIXLCACHEWSCASCSSUPPORTED	2	1
QUREQRFIXLCMPLLOCKFLAGS	1	1
QUREQRFIXLCONNMONITORSTORAGE	1	10
QUREQRFIXLCONNSUSPENDFAIL	0	4
QUREQRFIXLCSPCFLEVEL	4	20
QUREQRFIXLCSPSCM	2	4
QUREQRFIXLMGCHATYPE	4	20
QUREQRFIXLMGHWSTATCF	0	10
QUREQRFIXLMGSID	3	4
QUREQRFIXLRTRDATATYPE	0	8
QUREQRFILISTMONITOROPTIONS	3	10
QUREQRFMAINTENANCEMODE	2	40
QUREQRFNOTFULLMONITORING	3	10
QUREQRFPCENTRYRSV	4	80
QUREQRFPROXYRESPONSE	0	80
QUREQRFQUAALEVEL2	1	20
QUREQRFREBUILDDUPLEX	0	20
QUREQRFREBUILDPCTLOSSCONN	0	40
QUREQRFREPOPULATEPROGRESS	2	2
QUREQRFRETURNRDATATYPE	0	2
QUREQRFUSYNCCOMPCODE	0	40
QUREQRFWRITEREADMETRICS	3	8

## IXCYSEPL information

### IXCYSEPL programming interface information

IXCYSEPL is a programming interface.

### IXCYSEPL heading information

**Common name:** Status Exit Parameter List

**Macro ID:** IXCYSEPL

**DSECT name:** SEPL

**Owning component:** Cross System Coupling Facility (SCXCF)

**Eye-catcher ID:** NONE

**Storage attributes:** Subpool: 245  
Key: 0  
Residency: Above the 16 megabyte line.

**Size:** 24 bytes  
SEPL -- X'0018' bytes

**Created by:** IXCS3DIE

**Pointed to by:** R1 on entry to the status exit

**Serialization:** None required

**Function:** Maps the parameters passed to the status exit

## IXCYSEPL mapping

Table 260. Structure SEPL

Offset Dec	Offset Hex	Type	Len	Name(Dim)	Description
0	(0)	STRUCTURE	0	SEPL	Member status exit parameter list
0	(0)	BITSTRING	8	SEPLMDAT	Member data value provided via IXCJOIN
8	(8)	ADDRESS	4	SEPLSTAT	Application status field address
12	(C)	BITSTRING	1	SEPLSTCH	The state change that the monitor is checking for: 0=status updated resume, 8=status update missing.
13	(D)	BITSTRING	3	SEPLFLAGS(0)	
	1... ....			SEPLCRITICALMEMBER	"X'80'" ON if member is critical
	.1.. ....			SEPLSTATUSFIELDUNCHANGED	"X'40'" ON if member has not updated its status field within the monitoring interval
	..1. ....			SEPLSTALLED SIGNAL	"X'20'" ON if member appears to have a stall condition with respect to signal processing.
	...1 ....			SEPLSTALLED GROUP	"X'10'" ON if member appears to have a stall condition with respect to group event processing
	.... 1...			SEPLIMPAIRED	"X'08'" ON if XCF considers the member to be impaired
	.... .1..			SEPLSEVEREIMPACT	"X'04'" ON if the member impairment is deemed to be having a severe impact. XCF may terminate the member to alleviate the problem.
16	(10)	BITSTRING	8	SEPLMTOK	Memtoken of affected member
16	(10)	X'18'	0	SEPLLEN	"24" Preserve defining of this name in the assembler (for compatibility with previous releases).
Declaration of constants for use in status exits - (SEPLSTCH)					
16	(10)	X'0'	0	SEUPDRES	"0" Checking for status update resume
16	(10)	X'8'	0	SEUPDMIS	"8" Checking for status update missing
16	(10)	X'18'	0	SEPL_LEN	"*-SEPL"

Table 261. Cross Reference for IXCYSEPL

Name	Offset	Hex Tag
SEPL	0	
SEPL_LEN	10	18
SEPLCRITICALMEMBER	D	80
SEPLFLAGS	D	
SEPLIMPAIRED	D	8
SEPLLEN	10	18
SEPLMDAT	0	
SEPLMTOK	10	
SEPLSEVEREIMPACT	D	4
SEPLSTALLEDGROUP	D	10
SEPLSTALLEDSIGNAL	D	20
SEPLSTAT	8	
SEPLSTATUSFIELDUNCHANGED	D	40
SEPLSTCH	C	
SEUPDMIS	10	8
SEUPDRES	10	0

## IXCYSRVR information

### IXCYSRVR programming interface information

IXCYSRVR is a programming interface.

### IXCYSRVR heading information

<b>Common name:</b>	XCF Client/Server Mappings
<b>Macro ID:</b>	IXCYSRVR
<b>DSECT name:</b>	ixcysrvr_tFeatures ixcysrvr_tRequestInfo ixcysrvr_tCriteria ixcysrvr_tResponseInfo ixcysrvr_tName ixcysrvr_tAnsArea ixcysrvr_tTargetDescriptor ixcysrvr_tResponseDescriptor ixcysrvr_tMsgDescriptor ixcysrvr_tInitServer ixcysrvr_tRequest ixcysrvr_tGetWorkArea ixcysrvr_tSizeArray ixcysrvr_tResponse ixcysrvr_tRespCode ixcysrvr_tSendDescriptor ixcysrvr_tDataDescriptor ixcysrvr_tWorkAreaDescriptor ixcysrvr_tDDT ixcysrvr_tSrvrInfoAA ixcysrvr_tSrvrInfoHR ixcysrvr_tSrvrInfoDR ixcysrvr_tSrvrInfoWI ixcysrvr_tSrvrInfoIR ixcysrvr_tSrvrInfoDD
<b>Owning component:</b>	Cross System Coupling Facility (SCXCF)
<b>Eye-catcher ID:</b>	NONE
<b>Storage attributes:</b>	Subpool: User-supplied Key: Key User-supplied Residency: User-supplied

**Size:**

```

IXCYSRVR_TCRITERIA      -- X'0014' bytes
IXCYSRVR_TFEATURES      -- X'0008' bytes
IXCYSRVR_TNAME          -- X'0020' bytes
IXCYSRVR_TANSAREA       -- X'0020' bytes
IXCYSRVR_TSENDDSCRIPTOR -- X'0114' bytes
IXCYSRVR_TREQUESTINFO   -- X'0040' bytes
IXCYSRVR_TRESPONSEINFO  -- X'0014' bytes
IXCYSRVR_TTARGETDESCRIPTOR -- X'007C' bytes
IXCYSRVR_TRESPONSEDESCRIPTOR -- X'0130' bytes
IXCYSRVR_TMSGDESCRIPTOR -- X'0110' bytes
IXCYSRVR_TSXPL          -- X'0100' bytes
IXCYSRVR_TINITSERVER    -- X'0040' bytes
IXCYSRVR_TGETWORKAREA   -- X'0010' bytes
IXCYSRVR_TSIZEARRAY     -- X'0004' bytes
IXCYSRVR_TREQUEST       -- X'0150' bytes
IXCYSRVR_TRESPCODE      -- X'0002' bytes
IXCYSRVR_TDATADESCRIPTOR -- X'0010' bytes
IXCYSRVR_TWORKAREADESCRIPTOR -- X'0020' bytes
IXCYSRVR_TDDT           -- X'0010' bytes
IXCYSRVR_TSRVRINFOAA    -- X'0018' bytes
IXCYSRVR_TSRVRINFOHR    -- X'000C' bytes
IXCYSRVR_TSRVRINFODR    -- X'0050' bytes
IXCYSRVR_TSRVRINFOWI    -- X'0030' bytes
IXCYSRVR_TSRVRINFOIR    -- X'0230' bytes
IXCYSRVR_TSRVRINFODD    -- X'0020' bytes

```

**Created by:** User

**Pointed to by:**

**Serialization:** None required

**Function:** IXCYSRVR maps the data related to the XCF Client/Server interfaces (IXCSRVR, IXCSEND, IXCRECV, IXCREQ).

## IXCYSRVR mapping

Table 262. Structure IXCYSRVR\_TCRITERIA

Offset Dec	Offset Hex	Type	Len	Name (Dim)	Description
0	(0)	STRUCTURE	0	IXCYSRVR_TCRITERIA	Server selection criteria
0	(0)	BITSTRING	1	SC_VERSION	Version of data within this mapping. Initially zero. May be nonzero in the future to indicate presence of new or changed information.
1	(1)	CHARACTER	3	SC_RSVD1	reserved, must be zero
4	(4)	SIGNED	4	SC_MINSERVERLEVEL	Min required server level
8	(8)	SIGNED	4	SC_MAXSERVERLEVEL	Max required server level
12	(C)	CHARACTER	8	SC_FEATURES	Features required of the target server. Mapped by ixcysrvr_tFeatures
12	(C)	X'0'	0	IXCYSRVR_KCRITERIA_VERSION0	"0"
12	(C)	X'0'	0	IXCYSRVR_KSC_VERSION0	"0"
12	(C)	X'14'	0	IXCYSRVR_TCRITERIA_LEN	"*-IXCYSRVR_TCRITERIA"

Table 263. Structure IXCYSRVR\_TFEATURES

Offset Dec	Offset Hex	Type	Len	Name (Dim)	Description
0	(0)	STRUCTURE	0	IXCYSRVR_TFEATURES	

Table 263. Structure IXCYSRVR\_TFEATURES (continued)

Offset Dec	Offset Hex	Type	Len	Name(Dim)	Description
0	(0)	BITSTRING	1	SF_LEVEL	Feature level
1	(1)	BITSTRING	7	SF_FEATURES	Feature flags
1	(1)	X'FE'	0	IXCYSRVR_KMAXFEATURESLEVEL	"254" maximum valid value for sf_level
1	(1)	X'8'	0	IXCYSRVR_TFEATURES_LEN	"*-IXCYSRVR_TFEATURES"

Table 264. Structure IXCYSRVR\_TNAME

Offset Dec	Offset Hex	Type	Len	Name(Dim)	Description
0	(0)	STRUCTURE	0	IXCYSRVR_TNAME	
0	(0)	CHARACTER	8	SN_SECTION1	Application specific name
8	(8)	CHARACTER	8	SN_SECTION2	
16	(10)	CHARACTER	8	SN_SECTION3	
24	(18)	CHARACTER	8	SN_SECTION4	
24	(18)	X'20'	0	IXCYSRVR_TNAME_LEN	"*-IXCYSRVR_TNAME"

Table 265. Structure IXCYSRVR\_TANSAREA

Offset Dec	Offset Hex	Type	Len	Name(Dim)	Description
0	(0)	STRUCTURE	0	IXCYSRVR_TANSAREA	Header for AnsArea returned by IXCRECV
0	(0)	BITSTRING	1	AA_VERSION	Version of data within this mapping. Initially zero. May be nonzero in the future to indicate presence of new or changed information.
1	(1)	BITSTRING	1	AA_STATUS(0)	Flags describing status of the message
		1... ....		AA_COMPLETED	"X'80'" Indicates whether message is considered to be complete. Note that this flag is not mutually exclusive with the Send/RespPending flags since completion may have been forced or the request may have timed out.
		.1.. ....		AA_SUCCESSFUL	"X'40'" Indicates whether the message completed successfully: message sent to all targets, and if a reply/acknowledgement is expected, all targets responded. Does not imply anything about what the response says. The response could indicate that a failure occurred.
		..1. ....		AA_SENDPENDING	"X'20'" The message has not been sent to one or more targets
		...1 ....		AA_RESPPENDING	"X'10'" Expected response(s)/acknowledgement(s) not yet received.
		.... 1...		AA_TIMEDOUT	"X'08'" ON if the message did not complete within the time-out period (RESPTIME timeout).
		.... .1..		AA_CANCELLED	"X'04'" ON if the request was cancelled before normal completion occurred (IXCMSGC COMPLETION)
2	(2)	CHARACTER	2		Reserved
4	(4)	SIGNED	4	AA_ANSAREASIZE	Number of bytes needed (or set) in AnsArea
8	(8)	SIGNED	4	AA_DATAAREASIZE	Number of bytes needed (or set) in DataArea(s)

Table 265. Structure IXCYSRVR\_TANSAREA (continued)

Offset Dec	Offset Hex	Type	Len	Name(Dim)	Description
12	(C)	SIGNED	4	AA_OFFSETSENDESC	Relative to the start of the AnsArea, the offset at which send descriptor for the outgoing message can be found. Mapped by ixcysvr_tSendDescriptor.
16	(10)	SIGNED	4	AA_#DESC	Number of target descriptor entries or target/response descriptor entries returned in AnsArea.
20	(14)	SIGNED	4	AA_LENDESC	Size in bytes of one target descriptor entry or one target/response descriptor entry. Given the address of any one such descriptor, add this value to the address to locate the next descriptor.
24	(18)	SIGNED	4	AA_OFFSETTARGDESC	Relative to the start of the AnsArea, the offset at which the first target descriptor can be found. Valid for use if nonzero.
28	(1C)	SIGNED	4	AA_OFFSETRESPDESC	Relative to the start of the AnsArea, the offset at which the first response descriptor can be found. Valid for use if nonzero.
28	(1C)	X'0'	0	IXCYSRVR_KAA_VERSION0	"0"
28	(1C)	X'20'	0	IXCYSRVR_TANSAREA_LEN	"*-IXCYSRVR_TANSAREA"

Table 266. Structure IXCYSRVR\_TSENDESCRIPTOR

Offset Dec	Offset Hex	Type	Len	Name(Dim)	Description
0	(0)	STRUCTURE	0	IXCYSRVR_TSENDESCRIPTOR	Metadata describing a message send
0	(0)	BITSTRING	1	SD_VERSION	Version of data within this mapping. Initially zero. May be nonzero in the future to indicate presence of new or changed information.
1	(1)	CHARACTER	3		Reserved
4	(4)	BITSTRING	4	SD_ATTRIBUTES(0)	Message attributes
4	(4)	BITSTRING	1	SD_FLAGS0(0)	Flags describing message characteristics
		1... ....		SD_EXPECTREPLY	"X'80'" ON if the originator expects the target(s) to send a response message.
5	(5)	BITSTRING	1	SD_FLAGS1(0)	Flags describing status of the message
		1... ....		SD_COMPLETED	"X'80'" Indicates whether message is considered to be complete. Note that this flag is not mutually exclusive with the Send/RespPending flags since completion may have been forced or the request may have timed out.
		.1.. ....		SD_SUCCESSFUL	"X'40'" Indicates whether the message completed successfully: message sent to all targets, and if a reply/acknowledgement is expected, all targets responded. Does not imply anything about what the response says. The response could indicate that a failure occurred.
		..1. ....		SD_SENDPENDING	"X'20'" The message has not been sent to one or more targets
		...1 ....		SD_RESPPENDING	"X'10'" Expected response(s)/acknowledgement(s) not yet received.

Table 266. Structure IXCYSRVR\_TSENDDSCRIPTOR (continued)

Offset Dec	Offset Hex	Type	Len	Name (Dim)	Description
		.... 1...		SD_TIMEDOUT	"X'08'" ON if the message did not complete within the time-out period (RESPTIME timeout).
		.... .1..		SD_CANCELLED	"X'04'" ON if the request was cancelled before normal completion occurred (IXCMSGC COMPLETION)
6	(6)	BITSTRING	1	SD_MSGTYPE	Code to indicate type of message: Server Request Response message See constants ixcysrvr_kMsgType...
7	(7)	BITSTRING	1	SD_FLAGS3	Flags byte 3 reserved
8	(8)	SIGNED	4	SD_SENDTIME	SENDTIME timeout value
12	(C)	SIGNED	4	SD_RESPTIME	RESPTIME timeout value, valid for use if sd_ExpectReply is ON.
16	(10)	SIGNED	4	SD_HOLDTIME	HOLDTIME timeout value
20	(14)	CHARACTER	4		reserved
24	(18)	CHARACTER	16	SD_ETODWHENREQUESTED	Extended TOD when XCF accepted the original send request for the message.
40	(28)	CHARACTER	16	SD_ETODWHENCOMPLETED	Extended TOD when XCF deemed the message to have completed. Valid for use if sd_Completed is ON. Zero if unknown
56	(38)	SIGNED	4	SD_#TARGETS	Number of targets for message
60	(3C)	SIGNED	4	SD_#REPLIESPENDING	Number of targets from which replies are still expected. Zero implies that all results have been determined.
64	(40)	SIGNED	4	SD_#REPLIESAVAILABLE	Number of replies that contain response data currently available for gathering.
68	(44)	CHARACTER	16	SD_MSGID	MSGID provided by sender when request was sent via IXCSEND.
84	(54)	CHARACTER	64	SD_MSGCNTL	Message control data (MSGCNTL) provided when request was sent via IXCSEND
148	(94)	CHARACTER	32	SD_SENDER	Name of sender (SENDER) provided when request was sent via IXCSEND. Mapped by ixcysrvr_tName
180	(B4)	CHARACTER	16	SD_SENDERID	Sender ID (SENDERID) provided when request was sent via IXCSEND, zero if none
196	(C4)	CHARACTER	16	SD_USERDATA	Copy of user data (USERDATA) provided when request was sent via IXCSEND
212	(D4)	CHARACTER	64	SD_MSGINFO(0)	Additional information about the message. Content depends on type of message, as indicated by sd_MsgType.
212	(D4)	CHARACTER	64	SD_REQUESTINFO	Server Request. Mapped by ixcysrvr_tRequestInfo
212	(D4)	CHARACTER	20	SD_RESPONSEINFO	Response message. Mapped by ixcysrvr_tResponseInfo
276	(114)	X'0'	0	IXCYSRVR_KSD_VERSION0	"0"
276	(114)	X'114'	0	IXCYSRVR_TSENDDSCRIPTOR_LEN	"*-IXCYSRVR_TSENDDSCRIPTOR"

Table 267. Structure IXCYSRVR\_TREQUESTINFO

Offset Dec	Offset Hex	Type	Len	Name (Dim)	Description
0	(0)	STRUCTURE	0	IXCYSRVR_TREQUESTINFO	



Table 267. Structure IXCYSRVR\_TREQUESTINFO (continued)

Offset Dec	Offset Hex	Type	Len	Name(Dim)	Description
0	(0)	BITSTRING	1	RQI_VERSION	Version of data within this mapping. Initially zero. May be nonzero in the future to indicate presence of new or changed information.
1	(1)	CHARACTER	3		Reserved
4	(4)	CHARACTER	8	RQI_FUNCTION	Copy of IXCSEND FUNCTION
12	(C)	CHARACTER	32	RQI_DESCRIPTION	Copy of IXCSEND DESCRIPTION
44	(2C)	SIGNED	4	RQI_CLIENTLEVEL	Copy of IXCSEND CLIENTLEVEL
48	(30)	SIGNED	4	RQI_MINSERVERLEVEL	Minimum server level requested by client. From IXCSEND CRITERIA, copy of sc_MinServerLevel.
52	(34)	SIGNED	4	RQI_MAXSERVERLEVEL	Maximum server level requested by client. From IXCSEND CRITERIA, copy of sc_MaxServerLevel.
56	(38)	CHARACTER	8	RQI_FEATURES	Features requested by client. From IXCSEND CRITERIA, copy of sc_Features. Mapped by ixcysrvr_tFeatures
56	(38)	X'0'	0	IXCYSRVR_KRQI_VERSION0	"0"
56	(38)	X'40'	0	IXCYSRVR_TREQUESTINFO_LEN	"*-IXCYSRVR_TREQUESTINFO"

Table 268. Structure IXCYSRVR\_TRESPONSEINFO

Offset Dec	Offset Hex	Type	Len	Name(Dim)	Description
0	(0)	STRUCTURE	0	IXCYSRVR_TRESPONSEINFO	
0	(0)	BITSTRING	1	RPI_VERSION	Version of data within this mapping. Initially zero. May be nonzero in the future to indicate presence of new or changed information.
1	(1)	CHARACTER	3		reserved, must be zero
4	(4)	SIGNED	4	RPI_RESPRETCODE	Response return code
8	(8)	SIGNED	4	RPI_RESPRNSCODE	Response reason code
12	(C)	SIGNED	4	RPI_SUPPLIEDLEVEL	response level supplied
16	(10)	SIGNED	4	RPI_SUPPORTSLEVEL	max response level supported
16	(10)	X'0'	0	IXCYSRVR_KRPI_VERSION0	"0"
16	(10)	X'14'	0	IXCYSRVR_TRESPONSEINFO_LEN	"*-IXCYSRVR_TRESPONSEINFO"

Table 269. Structure IXCYSRVR\_TTARGETDESCRIPTOR

Offset Dec	Offset Hex	Type	Len	Name(Dim)	Description
0	(0)	STRUCTURE	0	IXCYSRVR_TTARGETDESCRIPTOR	Metadata describing the target for a message
0	(0)	BITSTRING	1	TD_VERSION	Version of data within this mapping. Initially zero. May be nonzero in the future to indicate presence of new or changed information.
1	(1)	CHARACTER	3		Reserved
4	(4)	CHARACTER	4	TD_STATUS(0)	State of this message with respect to sender
		1... ....		TD_SENDEPENDING	"X'80'" ON if the send of the message is pending (eligible to be sent, and either the send has not been initiated or if initiated, has not finished being sent).
		.1.. ....		TD_SENDCOMPLETE	"X'40'" ON if the send of the message was initiated and finished.

Table 269. Structure IXCYSRVR\_TTARGETDESCRIPTOR (continued)

Offset Dec	Offset Hex	Type	Len	Name(Dim)	Description
	..1. ....			TD_RESPEXPECTED	"X'20'" ON if XCF expects (or expected) a response/acknowledgment from the target. OFF if XCF does not expect any such response (as might be the case if the message was never sent to the target or the target system failed).
	...1 ....			TD_EXPECTREPLY	"X'10'" ON if EXPECTREPLY=YES was specified on the IXCSEND invocation used to send the message to this target. OFF if EXPECTREPLY=NO applies.
8	(8)	SIGNED	4	TD_TARGINDEX	Index of this target
12	(C)	SIGNED	4	TD_SENDRetCode	Return code for the IXCSEND to this target
16	(10)	SIGNED	4	TD_SENDRSNCODE	Reason code for the IXCSEND to this target
20	(14)	CHARACTER	2	TD_RESPCODE	Response code. Mapped by <code>ixcysrvr_tRespCode</code> . If <code>td_ExpectReply</code> is ON, has same value as <code>rd_RespCode</code> .
22	(16)	CHARACTER	1		Reserved
23	(17)	BITSTRING	1	TD_SENTOCODE	identifies the type of data described in <code>td_TargetInfo</code> : (1) Server Name (2) Server ID (3) Response Token
24	(18)	CHARACTER	64	TD_TARGETINFO(0)	identifies target, content depends on <code>td_SendToCode</code>
24	(18)	CHARACTER	32	TD_SERVERNAME	Name of server to which message was sent. Valid when <code>td_SendToCode</code> equals <code>ixcysrvr_kSendTo_ServerName</code> . Mapped by <code>ixcysrvr_tName</code> .
24	(18)	CHARACTER	16	TD_SERVERID	Server ID that uniquely identifies the target server instance to which the message was sent. Valid when <code>td_SendToCode</code> equals <code>ixcysrvr_kSendTo_ServerID</code>
24	(18)	CHARACTER	64	TD_RESPTOKEN	Response Token identifying the originator to which this (response) message was sent. Valid when <code>td_SendToCode</code> equals <code>ixcysrvr_kSendTo_RespToken</code>
88	(58)	CHARACTER	8	TD_SYSNAME	Name of system to which message was sent
96	(60)	SIGNED	4	TD_SYSID(0)	XCF System ID of system to which message was sent
96	(60)	BITSTRING	1	TD_SYSNUM	XCF slot number of system
100	(64)	CHARACTER	16		Reserved
116	(74)	SIGNED	4	TD_SENDRCDIAG1	XCF diagnostic information. Valid when <code>RespCode_RC1</code> is set to <code>ixcysrvr_RC1_NotSent</code>
120	(78)	SIGNED	4	TD_SENDRSNDIAG1	XCF diagnostic information. Valid when <code>RespCode_RC1</code> is set to <code>ixcysrvr_RC1_NotSent</code>
120	(78)	X'0'	0	IXCYSRVR_KTD_VERSION0	"0"
120	(78)	X'1'	0	IXCYSRVR_KSENDTO_SERVERNAME	"1" Target server name is described in <code>td_TargetInfo</code>
120	(78)	X'2'	0	IXCYSRVR_KSENDTO_SERVERID	"2" Target server ID is described in <code>td_TargetInfo</code>
120	(78)	X'3'	0	IXCYSRVR_KSENDTO_RESPTOKEN	"3" Target response token is described in <code>td_TargetInfo</code>
120	(78)	X'7C'	0	IXCYSRVR_TTARGETDESCRIPTOR_LEN	

Table 269. Structure IXCYSRVR\_TTARGETDESCRIPTOR (continued)

Offset Dec	Offset Hex	Type	Len	Name(Dim)	Description
					"*-IXCYSRVR_TTARGETDESCRIPTOR"

Table 270. Structure IXCYSRVR\_TRESPONSEDESCRIPTOR

Offset Dec	Offset Hex	Type	Len	Name(Dim)	Description
0	(0)	STRUCTURE	0	IXCYSRVR_TRESPONSEDESCRIPTOR	Metadata describing this response
0	(0)	BITSTRING	1	RD_VERSION	Version of data within this mapping. Initially zero. May be nonzero in the future to indicate presence of new or changed information.
1	(1)	CHARACTER	3		Reserved
4	(4)	CHARACTER	4	RD_STATUS(0)	State of this response with respect to receiver
		1... ....		RD_RESPEXPECTED	"X'80'" ON if XCF expects (or expected) a response/acknowledgment from the target. OFF if XCF does not expect any such response (as might be the case if the message was never sent to the target or the target system failed).
		.1... ....		RD_RESPARRIVED	"X'40'" ON if the reply from the server or its agent arrived, in which case other fields in the response descriptor are valid for use.
8	(8)	CHARACTER	2	RD_RESPCODE	Response code. Mapped by ixcysrvr_tRespCode
10	(A)	CHARACTER	2		Reserved
12	(C)	SIGNED	4	RD_RESPINDEX	Index associated with this particular response.
16	(10)	CHARACTER	272	RD_MSGDESC	Metadata describing the response message provided by the sender of the response. Valid for use if rd_RespArrived is ON. Mapped by ixcysrvr_tMsgDescriptor

The following fields are valid for use if rd\_RespArrived is ON

288	(120)	SIGNED	4	RD_RESPRETCODE	Return code provided by the responder.
292	(124)	SIGNED	4	RD_RESPRSNCODE	Reason code provided by the responder.
296	(128)	SIGNED	4	RD_SUPPLIEDLEVEL	Response level that responder used when formatting the response data.
300	(12C)	SIGNED	4	RD_SUPPORTSLEVEL	Maximum response level that the responder can provide when formatting the response data for the subject message.
300	(12C)	X'0'	0	IXCYSRVR_KRD_VERSION0	"0"
300	(12C)	X'130'	0	IXCYSRVR_TRESPONSEDESCRIPTOR_LEN	"*-IXCYSRVR_TRESPONSEDESCRIPTOR"

Table 271. Structure IXCYSRVR\_TMSGDESCRIPTOR

Offset Dec	Offset Hex	Type	Len	Name(Dim)	Description
0	(0)	STRUCTURE	0	IXCYSRVR_TMSGDESCRIPTOR	Metadata describing a message.

Table 271. Structure IXCYSRVR\_TMSGDESCRIPTOR (continued)

Offset Dec	Offset Hex	Type	Len	Name (Dim)	Description
0	(0)	BITSTRING	1	MD_VERSION	Version of data within this mapping. Initially zero. May be nonzero in the future to indicate presence of new or changed information.
1	(1)	CHARACTER	1		Reserved
2	(2)	SIGNED	2		Reserved
4	(4)	CHARACTER	4	MD_ATTRIBUTES(0)	Describes characteristics of the message or its delivery.
4	(4)	BITSTRING	1	MD_MSGTYPE	Code to indicate type of message: Server Request Response message See constants ixcysrvr_kMsgType...
5	(5)	BITSTRING	1	MD_MSGFLAGS(0)	Message description flags
	1... ....			MD_MSGAVAILABLE	"X'80'" ON if md_DataDesc can be used to access the message data (or a data descriptor table if applicable).
	..1. ....			MD_EXPECTREPLY	"X'20'" ON if sender is expecting a response to this message
6	(6)	CHARACTER	2		Reserved (zero)
8	(8)	CHARACTER	16	MD_MSGID	Copy of MSGID provided by sender when IXCSEND was invoked to send this message.
24	(18)	CHARACTER	64	MD_MSGCNTL	Message control data provided by sender (IXCSEND MSGCNTL)
88	(58)	CHARACTER	16	MD_DATADESC	Indicates where to find the text of the message. Valid for use if the md_MsgAvailable flag is ON. This field is mapped by ixcysrvr_tDataDescriptor. As a special case for a message descriptor that is contained within a response descriptor (rd_MsgDesc), the dd_DataSize field within md_DataDesc is valid for use if rd_RespArrived is ON.
104	(68)	CHARACTER	32	MD_SENDERNAME	Name of sender, corresponds to IXCSEND SENDER specification.
136	(88)	CHARACTER	16	MD_SENDERID	Sender ID, zero if none. Corresponds to IXCSEND SENDERID specification.
152	(98)	CHARACTER	8	MD_SYSNAME	Name of system on which sender resides.
160	(A0)	SIGNED	4	MD_SYSID(0)	XCF System ID of system on which sender resides.
160	(A0)	BITSTRING	1	MD_SYSNUM	XCF slot number of system
164	(A4)	CHARACTER	16	MD_ETODWHENSENT	Extended TOD when this message was sent.
180	(B4)	CHARACTER	16	MD_ETODWHENARRIVED	Extended TOD when this message arrived on local system. Set to zero if the information is not available.
196	(C4)	CHARACTER	64	MD_RESPTOKEN	RESPTOKEN to be used when invoking IXCSEND to send a response to this message. Valid if md_ExpectReply is ON
260	(104)	SIGNED	4	MD_RESPTIME	Amount of time sender is allowing for the expected response to arrive. This value corresponds to the RESPTIME specification from the IXCSEND invocation.
264	(108)	SIGNED	4	MD_HOLDTIME	Amount of time that response will be available to sender after its message completes. This value corresponds to the HOLDTIME specification from the IXCSEND invocation.

Table 271. Structure IXCYSRVR\_TMSGDESCRIPTOR (continued)

Offset Dec	Offset Hex	Type	Len	Name (Dim)	Description
268	(10C)	SIGNED	4	MD_RESPONSELEVEL	Response level requested by sender. Corresponds to IXCSEND RESPONSELEVEL specification.
268	(10C)	X'0'	0	IXCYSRVR_KMD_VERSION0	"0"
268	(10C)	X'1'	0	IXCYSRVR_KMSGTYPE_SERVERREQUEST	"1" IXCSEND SENDTO=SERVER
268	(10C)	X'2'	0	IXCYSRVR_KMSGTYPE_RESPONSE	"2" IXCSEND SENDTO=ORIGINATOR
268	(10C)	X'110'	0	IXCYSRVR_TMSGDESCRIPTOR_LEN	"*-IXCYSRVR_TMSGDESCRIPTOR"

Table 272. Structure IXCYSRVR\_TSXPL

Offset Dec	Offset Hex	Type	Len	Name (Dim)	Description
0	(0)	STRUCTURE	0	IXCYSRVR_TSXPL	SXPL Header
0	(0)	CHARACTER	4	SXPL_EYECATCHER	'SXPL'
4	(4)	BITSTRING	1	SXPL_VERSION	SXPL version. This field is set to indicate the presence of additional data within this header. It is intended for use by (future) exploiters that need to determine whether the new fields of interest to them are valid for use.
5	(5)	BITSTRING	1	SXPL_LEVEL	Similar to SXPL_Version, except that this field indicates the presence of additional data within the request specific parameters located via SXPL_ParameterOffset.
6	(6)	BITSTRING	1	SXPL_SERVERCODE	Server code. Indicates what function XCF is asking the server to perform and thus how to map the parameters that are being passed. See constants below.
7	(7)	CHARACTER 1... ..	1	SXPL_FLAGS(0) SXPL_STOPPENDING	"X'80'" ON if the server is to be stopped, but is being allowed to finish pending work.
8	(8)	SIGNED	4	SXPL_STOPCODE	An output field to be set by the server exit routine if it wants to terminate the server. Initially zero on entry to the server exit routine. If this field is nonzero on return from the exit, XCF stops running the server loop and returns to the the IXCSRVR REQTYPE=START invoker with a return and reason code determined by this value.
12	(C)	SIGNED	4	SXPL_LENGTH	Length in bytes of SXPL, including any parameters unique to the server code.
16	(10)	CHARACTER	16	SXPL_USERDATA	Copy of USERDATA specified by the IXCSRVR invocation that started the server.
32	(20)	CHARACTER	32	SXPL_SERVERNAME	Name of the server being called. Mapped by ixcysvr_tName
64	(40)	CHARACTER	16	SXPL_SERVERID	Token that identifies the server instantiation being called
80	(50)	CHARACTER	64	SXPL_INFO	Copy of INFO specified by the IXCSRVR invocation that started the server. This data is static for the life of the server.

Table 272. Structure IXCYSRVR\_TSXPL (continued)

Offset Dec	Offset Hex	Type	Len	Name(Dim)	Description
144	(90)	CHARACTER	64	SXPL_STATE	Server state. This field can be dynamically updated by the server exit. On entry to server exit, a copy of the server state last observed by XCF (initially zero). If this field is updated by the server exit, XCF will record the new server state upon return from the exit. The server state last recorded by XCF is made available to outside parties that send a suitable query (IXCREQ) to the XCF server.
208	(D0)	CHARACTER	32	SXPL_WAD	The work area descriptor indicates storage location(s) provided by the user that XCF can use for a work area. For example, a work area might hold the content of a server request message sent by a client. The server exit can leave this data intact, or update it to provide a new work area for the next request, or update it to withdraw the work area entirely. Regardless, the updated descriptor determines the work area (if any) that XCF is to use for processing the next server work item. Mapped by <code>ixcysrvr_tWorkAreaDescriptor</code>
240	(F0)	SIGNED	4	SXPL_PARAMETEROFFSET	Offset at which the parameters for the indicated server code can be found. Offset is relative to the beginning of the SXPL.
244	(F4)	BITSTRING	1	SXPL_RESPBIND	An output field to be set by the server to change the response bind for a request. On entry to the server exit, contains a value corresponding to the RESPBIND specification from the IXCSRVR invocation that started the server. When called to process a server request ( <code>ixcysrvr_kSC_Request</code> ), the server exit can update this field to indicate that the particular request presented to the server should have a different RESPBIND specification. The response bind (whether changed or not) does not become effective until XCF completes its back end processing for the request after the server exit successfully returns. For failures prior to that point, the request is deemed to have failed during delivery.
245	(F5)	BITSTRING	1	SXPL_REFUSALCODE	An output field to be set by the server exit routine if it wants to refuse a request. Initially zero on entry to the server exit routine. If this field is nonzero on return from the exit, XCF will acknowledge the associated request (if any) with a primary response code of <code>ixcysrvr_RC1_Refused</code> . The secondary response code will be this refusal code. XCF assumes the server will not be sending its own response. Updates are valid when the server exit is called with the following server codes: <code>ixcysrvr_kSC_GetWorkArea</code> <code>ixcysrvr_kSC_Request</code>

Table 272. Structure IXCYSRVR\_TSXPL (continued)

Offset Dec	Offset Hex	Type	Len	Name (Dim)	Description
246	(F6)	BITSTRING	1	SXPL_RESULTCODE	An output field to be set by the server exit routine if it wants to have XCF acknowledge the request. Initially zero on entry to the server exit routine. If this field is nonzero on return from the exit, XCF will acknowledge the associated request with a primary response code of ixcsrvr_RC1_Delivered. The secondary response code will be this result code. XCF assumes that the server will not be sending its own response. Updates are valid when the server exit is called with the following server codes: ixcsrvr_kSC_Request
247	(F7)	CHARACTER	1		reserved
248	(F8)	SIGNED	4	SXPL_TRACETHREAD	Token that can be used to identify the XCF thread associated with this call to the server exit. Intended for use with problem diagnosis. Can be used to identify XCF component traces that may be relevant.
252	(FC)	CHARACTER	4		reserved
252	(FC)	X'E7D7D3'	0	IXCYSRVR_KSXPLEYECATCHER	"C'SXPL'"
252	(FC)	X'0'	0	IXCYSRVR_KSXPL_VERSION0	"0" initial version
252	(FC)	X'0'	0	IXCYSRVR_KSXPL_LEVEL0	"0" initial level
<p>Server Codes</p> <p>All servers are expected to process the following codes:</p> <ul style="list-style-type: none"> <li>o InitServer - first call made to the server exit</li> <li>o GetWorkArea - obtain a work area for XCF to use</li> </ul> <p>The following server codes are used only as the result of some explicit action on the part of the exploiter. The server is expected to process whatever codes apply.</p> <ul style="list-style-type: none"> <li>o Request - process a client request message</li> </ul>					
252	(FC)	X'1'	0	IXCYSRVR_KSC_INITSERVER	"1" initialize server
252	(FC)	X'2'	0	IXCYSRVR_KSC_GETWORKAREA	"2" XCF wants storage
252	(FC)	X'3'	0	IXCYSRVR_KSC_REQUEST	"3" process request sent by IXCSEND SENDTO=SERVER
<p>Server Stop Codes</p> <p>The server exit can set SXPL_StopCode to have XCF exit the server stub loop and return to the invoker of the IXCSRVR REQTYPE=START that started the server instance. On entry to the server exit routine, SXPL_StopCode = ixcsrvr_kStopCodeContinue. If the server is to continue processing work, the exit need not update the "stop code". If the server is to stop processing work, it should set an acceptable stop code prior to normal return to XCF. XCF then returns to the invoker of the IXCSRVR REQTYPE=START request, translating the stop code into the return and reason code indicated below.</p> <p style="text-align: center;">IXCSRVR REQTYPE=START</p> <p>SXPL_StopCode upon return RC Reason Code</p> <p>ixcsrvr_kStopCodeFinished 0 n/a</p> <p>ixcsrvr_kStopCodeFailure 4 ixcsrvrRsnExitFailure</p> <p>(1) ixcsrvr_kStopCodeContinue 4 ixcsrvrRsnStopped</p> <p>(2) &lt;any other nonzero value&gt; 8 ixcsrvrRsnSxplStopCode</p> <p>Notes:</p> <p>(1) The IXCSRVR REQTYPE=START service routine returns with return code 4 and reason code ixcsrvrRsnStopped if XCF stops the server as the result of an IXCSRVR REQTYPE=STOP request. If the server instance was aware of the stop at all, it did not set the SXPL_StopCode to a nonzero value. It may well be that the XCF server stub code exited the server loop without calling the server exit, in which case the server exit had no opportunity to set the stop code.</p> <p>(2) Any other nonzero value is invalid and deemed to be a violation of the interface.</p>					
252	(FC)	X'0'	0	IXCYSRVR_KSTOPCODECONTINUE	"0" continue running the server loop

Table 272. Structure IXCYSRVR\_TSXPL (continued)

Offset Dec	Offset Hex	Type	Len	Name(Dim)	Description
252	(FC)	X'1'	0	IXCYSRVR_KSTOPCODEFINISHED	"1" The server exit finished and is stopping normally.
252	(FC)	X'2'	0	IXCYSRVR_KSTOPCODEFAILURE	"2" The server exit is stopping due to a failure.
<p><b>RESPBIND Code</b>  The server exit can set SXPL_RespBind to indicate what recovery bind XCF should establish for the request being processed by the server. This specification determines the circumstances for which XCF will cancel the response message that is expected to be sent in reply to the request. Canceling a response implies that the originator of the request that is waiting for the response need not wait for its timeout value to expire to discover that no response was sent. If the entity specified by the RESPBIND terminates without sending a response, XCF will inform the originator that the reply is no longer expected. XCF sets the response bind after the server exit returns from processing the request. Thus for the response bind to become effective, XCF must complete its back end processing for the request. If a failure should occur before XCF can set the response bind, the request may be acknowledged with a response code indicating that a failure occurred while the request was being processed. So in cases where the failure occurs after the server exit successfully arranged for its agent to send the expected response but before XCF can set the response bind, the XCF acknowledgment may race with the response to be sent by agent. If the XCF acknowledgment wins the race, the response by the agent will be discarded.</p>					
252	(FC)	X'1'	0	IXCYSRVR_KRESPBIND_INSTANCE	"1" instance of server that processed request stops or terminates
252	(FC)	X'2'	0	IXCYSRVR_KRESPBIND_ADDRSPACE	"2" address space containing the server instance that processed the request terminates
252	(FC)	X'3'	0	IXCYSRVR_KRESPBIND_SYSTEM	"3" system containing the server instance that processed the request terminates
252	(FC)	X'100'	0	IXCYSRVR_TSXPL_LEN	"*-IXCYSRVR_TSXPL"

Table 273. Structure IXCYSRVR\_TINITSERVER

Offset Dec	Offset Hex	Type	Len	Name(Dim)	Description
0	(0)	STRUCTURE	0	IXCYSRVR_TINITSERVER	parameters for server initialization
0	(0)	CHARACTER	32	SXPLIS_DESCRIPTION	IXCSRVR DESCRIPTION
32	(20)	SIGNED	4	SXPLIS_MINSERVERLEVEL	IXCSRVR MINLEVEL
36	(24)	SIGNED	4	SXPLIS_MAXSERVERLEVEL	IXCSRVR MAXLEVEL
40	(28)	SIGNED	4	SXPLIS_MINCLIENTLEVEL	IXCSRVR MINCLIENT
44	(2C)	SIGNED	4	SXPLIS_MAXCLIENTLEVEL	IXCSRVR MAXCLIENT
48	(30)	CHARACTER	8	SXPLIS_FEATURES	Server FEATURES specified on the IXCSRVR START request. Mapped by ixcysvr_tFeatures
56	(38)	SIGNED	4	SXPLIS_FDI	IXCSRVR FDI
60	(3C)	SIGNED	4	SXPLIS_RESPBIND	IXCSRVR RESPBIND
60	(3C)	X'40'	0	IXCYSRVR_TINITSERVER_LEN	"*-IXCYSRVR_TINITSERVER"

Table 274. Structure IXCYSRVR\_TGETWORKAREA

Offset Dec	Offset Hex	Type	Len	Name(Dim)	Description
0	(0)	STRUCTURE	0	IXCYSRVR_TGETWORKAREA	



Table 274. Structure IXCYSRVR\_TGETWORKAREA (continued)

Offset Dec	Offset Hex	Type	Len	Name (Dim)	Description
0	(0)	CHARACTER 1... ..	4	SXPLGW_REQUIREMENTS(0) SXPLGW_MUSTBECONTIGUOUS	"X'80'" ON if one contiguous storage area of the indicated total size is required to process the pending request. OFF implies that multiple distinct work areas can also be used. Even if the flag is ON, the server can provide a data descriptor table that defines multiple data areas, however the first entry in the table must describe a contiguous storage area of the indicated total size.
0	(0)	BITSTRING	3		Reserved.
4	(4)	SIGNED	4	SXPLGW_TOTALSIZE	Total number of bytes of storage required for the new work area(s)
8	(8)	CHARACTER	8		Reserved
8	(8)	X'10'	0	IXCYSRVR_TGETWORKAREA_LEN	"*-IXCYSRVR_TGETWORKAREA"

Table 275. Structure IXCYSRVR\_TSIZARRAY

Offset Dec	Offset Hex	Type	Len	Name (Dim)	Description
0	(0)	STRUCTURE	0	IXCYSRVR_TSIZARRAY	
0	(0)	SIGNED	4	SA_SIZE	
0	(0)	X'4'	0	IXCYSRVR_TSIZARRAY_LEN	"*-IXCYSRVR_TSIZARRAY"

Table 276. Structure IXCYSRVR\_TREQUEST

Offset Dec	Offset Hex	Type	Len	Name (Dim)	Description
0	(0)	STRUCTURE	0	IXCYSRVR_TREQUEST	parameters to describe a request that was sent to the server
0	(0)	CHARACTER	8	SXPLRQ_FUNCTION	Function server is to perform for the sender. Copy of FUNCTION from IXCSEND.
8	(8)	CHARACTER	32	SXPLRQ_DESCRIPTION	Copy of DESCRIPTION from IXCSEND invocation used by client to send the request
40	(28)	SIGNED	4	SXPLRQ_CLIENTLEVEL	Level of client that sent the request. Copy of CLIENTLEVEL from IXCSEND.
44	(2C)	SIGNED	4	SXPLRQ_MINLEVEL	Minimum server level specified by sender. Copy of sc_MinServerLevel value from IXCSEND CRITERIA.
48	(30)	SIGNED	4	SXPLRQ_MAXLEVEL	Maximum server level specified by sender. Copy of sc_MaxServerLevel value from IXCSEND CRITERIA.
52	(34)	CHARACTER	4		Reserved
56	(38)	CHARACTER	8	SXPLRQ_FEATURES	Features that the sender required the server to support. Mapped by ixcysrvr_tFeatures. Copy of sc_Features value from IXCSEND CRITERIA.
64	(40)	CHARACTER	272	SXPLRQ_MSGDESC	Metadata describing the message provided by the sender of the request. In particular, if the md_MsgAvailable flag is ON, the data descriptor (md_DataDesc) indicates where to find the text of the client request message. Mapped by ixcysrvr_tMsgDescriptor
64	(40)	X'150'	0	IXCYSRVR_TREQUEST_LEN	"*-IXCYSRVR_TREQUEST"

Table 277. Structure IXCYSRVR\_TRESPCODE

Offset Dec	Offset Hex	Type	Len	Name (Dim)	Description
0	(0)	STRUCTURE	0	IXCYSRVR_TRESPCODE	
0	(0)	BITSTRING	1	RESPCODE_RC1	primary response code
1	(1)	BITSTRING	1	RESPCODE_RC2	secondary explanation of the response code
1	(1)	X'0'	0	IXCYSRVR_RC1_UNKNOWN	"0"
1	(1)	X'1'	0	IXCYSRVR_RC1_NOTSENT	"1"
1	(1)	X'2'	0	IXCYSRVR_RC1_INPROGRESS	"2"
1	(1)	X'3'	0	IXCYSRVR_RC1_NORECEIVER	"3"
1	(1)	X'4'	0	IXCYSRVR_RC1_NOTDELIVERED	"4"
1	(1)	X'5'	0	IXCYSRVR_RC1_DELIVERED	"5"
1	(1)	X'6'	0	IXCYSRVR_RC1_REFUSED	"6"
1	(1)	X'7'	0	IXCYSRVR_RC1_FAILED	"7"
1	(1)	X'8'	0	IXCYSRVR_RC1_REPLIED	"8"
1	(1)	X'0'	0	IXCYSRVR_RC2_UNKNOWN	"0" unknown or not applicable
1	(1)	X'0'	0	IXCYSRVR_RC2_OK	"0"
1	(1)	X'0'	0	IXCYSRVR_RC2_RECVTARGETOK	"0"
1	(1)	X'2'	0	IXCYSRVR_RC2_SENDRNORESOURCES	"2"
1	(1)	X'3'	0	IXCYSRVR_RC2_SENDFAILURE	"3"
1	(1)	X'4'	0	IXCYSRVR_RC2_SENDSUCCESS	"4"
1	(1)	X'5'	0	IXCYSRVR_RC2_SENDSUCCESSDOWNLEVEL	"5"
1	(1)	X'6'	0	IXCYSRVR_RC2_RECVTARGETNOTEXIST	"6"
1	(1)	X'7'	0	IXCYSRVR_RC2_RECVTARGETNOTSUITABLE	"7"
1	(1)	X'8'	0	IXCYSRVR_RC2_RECVNORESOURCES	"8"
1	(1)	X'9'	0	IXCYSRVR_RC2_RECVXCFERROR	"9"
1	(1)	X'A'	0	IXCYSRVR_RC2_RECVTARGETNOWORKAREA	"10"
1	(1)	X'B'	0	IXCYSRVR_RC2_RECVRESPONDERTERMINATED	"11"
1	(1)	X'C'	0	IXCYSRVR_RC2_RECVTARGETERROR	"12"
1	(1)	X'D'	0	IXCYSRVR_RC2_RECVTARGETTERMINATED	"13"
1	(1)	X'E'	0	IXCYSRVR_RC2_SENDSUCCESS	"14"
1	(1)	X'F'	0	IXCYSRVR_RC2_SENDCANCELLED	"15"
1	(1)	X'10'	0	IXCYSRVR_RC2_SENDSUCCESS	"16"
1	(1)	X'2'	0	IXCYSRVR_TRESPCODE_LEN	"*-IXCYSRVR_TRESPCODE"

Table 278. Structure IXCYSRVR\_TDATADESCRIPTOR

Offset Dec	Offset Hex	Type	Len	Name(Dim)	Description
0	(0)	STRUCTURE	0	IXCYSRVR_TDATADESCRIPTOR	Describes one contiguous block of virtual storage.
0	(0)	SIGNED	4	DD_DATASIZE	Size in bytes of storage area
4	(4)	SIGNED	4	DD_DATAALET	ALET used to access storage
8	(8)	ADDRESS	8	DD_DATAADDR	Address of storage area
8	(8)	X'10'	0	IXCYSRVR_TDATADESCRIPTOR_LEN	"*-IXCYSRVR_TDATADESCRIPTOR"

Table 279. Structure IXCYSRVR\_TWORKAREADESCRIPTOR

Offset Dec	Offset Hex	Type	Len	Name(Dim)	Description
0	(0)	STRUCTURE	0	IXCYSRVR_TWORKAREADESCRIPTOR	
0	(0)	CHARACTER	4	WAD_CONTROLS(0)	Reserved
0	(0)	CHARACTER	1	WAD_FLAGS(0)	
		1... ....		WAD_AVAILABLE	"X'80'" ON if the data in this work area descriptor is valid for use (content can be used to locate work areas, if any). OFF implies that this work area descriptor is not to be used (no work area provided).
1	(1)	BITSTRING	1	WAD_STGKEY	Storage key to be used when storing into the work area(s). The high order nibble contains the storage key, the low order nibble is ignored. For example, set 'kkkk' in the binary bit string 'kkkkxxxx'B to correspond to the desired storage key.
2	(2)	SIGNED	2		Reserved.
4	(4)	CHARACTER	12		Reserved
16	(10)	CHARACTER	16	WAD_DATADESC	Data descriptor indicating the storage location to be used as a work area. Mapped by ixcysrvr_tDataDescriptor.
16	(10)	X'20'	0	IXCYSRVR_TWORKAREADESCRIPTOR_LEN	"*-IXCYSRVR_TWORKAREADESCRIPTOR"

Table 280. Structure IXCYSRVR\_TDDT

Offset Dec	Offset Hex	Type	Len	Name(Dim)	Description
0	(0)	STRUCTURE	0	IXCYSRVR_TDDT	Data descriptor table. Used to describe multiple data areas. Each entry in the table contains a data descriptor for one contiguous block of virtual storage.
0	(0)	CHARACTER	16	DDT_ENTRY	Array of data descriptors, one for each data area. Mapped by ixcysrvr_tDataDescriptor.
0	(0)	X'10'	0	IXCYSRVR_TDDT_LEN	"*-IXCYSRVR_TDDT"

Table 281. Structure IXCYSRVR\_TSRVRINFOAA

Offset Dec	Offset Hex	Type	Len	Name(Dim)	Description
0	(0)	STRUCTURE	0	IXCYSRVR_TSRVRINFOAA	Answer Area for response data returned by an IXCREQ SERVERINFO request in an IXCRECV DATAAREA
0	(0)	BITSTRING	1	SRVRIAA_VERSION	Version of this SrvrInfoAA mapping

Table 281. Structure IXCYSRVR\_TSRVRINFOAA (continued)

Offset Dec	Offset Hex	Type	Len	Name (Dim)	Description
1	(1)	CHARACTER	1		Reserved.
2	(2)	SIGNED	2	SRVRIAA_AALEN	Length of this SvrInfoAA mapping
4	(4)	SIGNED	4	SRVRIAA_RESPLEVEL	Response level of SERVERINFO response data supplied by the target system
8	(8)	SIGNED	4	SRVRIAA_DATAAREASIZE	Total number of bytes of response data returned for the SERVERINFO request from the target described by the corresponding target descriptor record. This value includes the SvrInfoAA record
12	(C)	SIGNED	4	SRVRIAA_LENGTHHR	Length in bytes of a SvrInfoHR record in the response area
16	(10)	SIGNED	4	SRVRIAA_#HEADERRECS	Number of SvrInfoHR records that can be found beginning at offset svrIaa_OffsetHR from the start of the SvrInfoAA record. The SvrInfoHR records found will describe the following record types: - SvrInfoHR_kType_DR
20	(14)	SIGNED	4	SRVRIAA_OFFSETHR	Offset from the start of the SvrInfoAA record at which the first SvrInfoHR record can be found. Valid only when svrIaa_#HeaderRecs is not zero (0).
20	(14)	X'0'	0	IXCYSRVR_KSRVRIAA_VERSION0	"0"

**XCF Server Task**

XCF has implemented a server that can process requests that are formulated by the IXCREQ macro. One invokes the IXCREQ macro to create the message content for a request, then invokes IXCSEND to send that message (request) to the XCF server. The XCF server will process the request and send the results back. The client would then invoke IXCRECV to obtain the results.  
See the IXCREQ macro for additional information, including the supported requests.  
The XCF Server Name can be defined as follows:  
IXCYSRVR\_XCFSERVERNAME DC CL32'SYSXCF IXCREQ '  
The following declares will generate EQU statements in assembler to allow the use of equates to define constants or construct variables that can be used when sending a server request to the XCF Server. For example, one can use literal notation and concatenate the EQU's together and assign a character string representing the XCF Server or Server function to local storage  
MVC ServFunc,=A(IXCYSRVR\_SFUNC1,ixcysrvr\_SFUNC2)  
Results: ServFunc contains C'SRVINFO'  
ServFunc DS CL8  
IXCYSRVR\_SFUNC1 EQU C'SRVR'  
IXCYSRVR\_SFUNC2 EQU C'INFO'

20	(14)	X'E8E2E7'	0	IXCYSRVR_SNAME1	"C'SYSX'" XCF Server Name
20	(14)	X'C64040'	0	IXCYSRVR_SNAME2	"C'CF '"
20	(14)	X'E7C3D9'	0	IXCYSRVR_SNAME3	"C'IXCR'"
20	(14)	X'D84040'	0	IXCYSRVR_SNAME4	"C'EQ '"
20	(14)	X'D9E5D9'	0	IXCYSRVR_SFUNC1	"C'SRVR'" SRVRINFO Function
20	(14)	X'D5C6D6'	0	IXCYSRVR_SFUNC2	"C'INFO'"
20	(14)	X'18'	0	IXCYSRVR_TSRVRINFOAA_LEN	"*-IXCYSRVR_TSRVRINFOAA"

Table 282. Structure IXCYSRVR\_TSRVRINFOHR

Offset Dec	Offset Hex	Type	Len	Name (Dim)	Description
0	(0)	STRUCTURE	0	IXCYSRVR_TSRVRINFOHR	Mapping for header records that describe record types returned by an IXCREQ SERVERINFO request in an IXCRECV DATAAREA
0	(0)	BITSTRING	1	SRVRIHR_TYPE	Type of data record

Table 282. Structure IXCYSRVR\_TSRVRINFOHR (continued)

Offset Dec	Offset Hex	Type	Len	Name (Dim)	Description
1	(1)	BITSTRING	1	SRVRIHR_LEVEL	Level of the data record type
2	(2)	SIGNED	2	SRVRIHR_LENGTH	Length in bytes of the data record type
4	(4)	SIGNED	4	SRVRIHR_#RECORDS	Number of data records of srvrIhr_Type that are included in the response area returned by the target XCF Server
8	(8)	SIGNED	4	SRVRIHR_OFFSETHR	Offset from the start of the SrvrInfoAA record where the first data record of type srvrIhr_Type can be found. Valid when srvrIhr_#Records is not zero (0).
8	(8)	X'1'	0	SRVRINFOHR_KTYPE_DR	"1" Definition record
8	(8)	X'2'	0	SRVRINFOHR_KTYPE_WI	"2" Work Item record
8	(8)	X'3'	0	SRVRINFOHR_KTYPE_IR	"3" Instance record
8	(8)	X'0'	0	IXCYSRVR_KSRVRIHR_LEVEL0	"0"
8	(8)	X'C'	0	IXCYSRVR_TSRVRINFOHR_LEN	"*-IXCYSRVR_TSRVRINFOHR"

Table 283. Structure IXCYSRVR\_TSRVRINFODR

Offset Dec	Offset Hex	Type	Len	Name (Dim)	Description
0	(0)	STRUCTURE	0	IXCYSRVR_TSRVRINFODR	Server Definition Record
0	(0)	SIGNED	4	SRVRIDR_DATALEN	Total number of bytes of data returned for this server definition. Add this length to the address of the current SrvrInfoDR to locate the next SrvrInfoDR in the response data
4	(4)	CHARACTER	32	SRVRIDR_SERVERNAME	Name of a Server on the target system. Mapped by ixcsrvr_tName
36	(24)	SIGNED	4	SRVRIDR_#REQUESTSPROCESSED	Cumulative count of requests processed by the server since the server was defined.
40	(28)	SIGNED	4	SRVRIDR_#REQUESTSPENDING	Count of server requests waiting to be bound to a server instance for processing
44	(2C)	SIGNED	4	SRVRIDR_#REQUESTSWORKING	Count of server requests currently being worked on by server exits for the server
48	(30)	SIGNED	4	SRVRIDR_#SRVRINSTANCES	the total number of server instances for this server that are defined on the target system. Valid for all INFOTYPES
52	(34)	SIGNED	4	SRVRIDR_#HEADERDATAARECS	Number of SrvrInfoHR records that can be found beginning at offset srvrIdr_OffsetHR from the start of the SrvrInfoAA record. The SrvrInfoHR records found will describe the following record types: - SrvrInfoHR_kType_WI - SrvrInfoHR_kType_IR
56	(38)	SIGNED	4	SRVRIDR_OFFSETHR	Offset from the start of the SrvrInfoAA record at which the first SrvrInfoHR record can be found. Valid when srvrIdr_#HeaderDataRecs is not zero (0).
60	(3C)	CHARACTER	16	SRVRIDR_ETODWHENCOLLECTED	16 byte extended TOD that denotes the time of day that the data for this server was collected on the target system
76	(4C)	CHARACTER	2	SRVRIDR_FLAGS(0)	Server Flags

Table 283. Structure IXCYSRVR\_TSRVRINFODR (continued)

Offset Dec	Offset Hex	Type	Len	Name (Dim)	Description
		1... ....		SRVRIDR_WISTALLED	"X'80'" '1'B, a work item associated with the server definition appears to be stalled in its processing
		.1.. ....		SRVRIDR_IRSTALLED	"X'40'" '1'B, an instance associated with the server definition appears to be stalled in its processing
		..1. ....		SRVRIDR_SS_IMPACT	"X'20'" '1', at least one of the defined server instances for this server appears to be contributing to sympathy sickness in the sysplex
78	(4E)	CHARACTER	2		Unused (zeros)
78	(4E)	X'50'	0	IXCYSRVR_TSRVRINFODR_LEN	"*-IXCYSRVR_TSRVRINFODR"

Table 284. Structure IXCYSRVR\_TSRVRINFOWI

Offset Dec	Offset Hex	Type	Len	Name (Dim)	Description
0	(0)	STRUCTURE	0	IXCYSRVR_TSRVRINFOWI	Server Work Item information returned by an IXCREQ SERVERINFO request in an IXCRECV DATAAREA
0	(0)	SIGNED	4	SRVRIWI_WORKITEMSEQ#	Sequence number of the server work item on the server message queue
4	(4)	ADDRESS	4	SRVRIWI_WORKITEMTOKEN	4 byte token of the the server work item on the server message queue
8	(8)	CHARACTER	16	SRVRIWI_WORKITEMETOD	16 byte extended TOD of the server work item on the server message queue. This is the TOD that the request was received by the target system
24	(18)	CHARACTER	16	SRVRIWI_SERVERID	If nonzero, the SERVER ID of the server instance that is either supposed to process the request (as might be the case when the request is targeted to a specific server instance), or has been selected to process the request. If zero, the request has not yet been assigned to a server instance for processing.
40	(28)	SIGNED	4	SRVRIWI_WORKITEMTYPE	Type of server work item.
44	(2C)	BITSTRING	1	SRVRIWI_WORKITEMSTATE	State of the server work item on the server message queue. See constants for possible values
45	(2D)	CHARACTER	1	SRVRIWI_STATUSFLAGS(0)	
		1... ....		SRVRIWI_WORKITEMSTALLED	"X'80'" '1'B if the work item appears to be stalled
46	(2E)	CHARACTER	2		
46	(2E)	X'30'	0	IXCYSRVR_TSRVRINFOWI_LEN	"*-IXCYSRVR_TSRVRINFOWI"

Table 285. Structure IXCYSRVR\_TSRVRINFOIR

Offset Dec	Offset Hex	Type	Len	Name (Dim)	Description
0	(0)	STRUCTURE	0	IXCYSRVR_TSRVRINFOIR	Server Instance information returned by an IXCREQ SERVERINFO request in an IXCRECV DATAAREA
0	(0)	CHARACTER	32	SRVRIIR_SERVERDESC	Server Description provided on the IXCSRVR START
32	(20)	CHARACTER	16	SRVRIIR_SERVERID	Server ID that uniquely identifies a server instance
48	(30)	CHARACTER	8	SRVRIIR_JOBNAME	Job name under which server instance task is running

Table 285. Structure IXCSRVR\_TSRVRINFOIR (continued)

Offset Dec	Offset Hex	Type	Len	Name (Dim)	Description
56	(38)	SIGNED	4	SRVRIIR_MINSERVERLEVEL	MINLEVEL as specified on the IXCSRVR START for this server instance
60	(3C)	SIGNED	4	SRVRIIR_MAXSERVERLEVEL	MAXLEVEL as specified on the IXCSRVR START for this server instance
64	(40)	SIGNED	4	SRVRIIR_MINCLIENTLEVEL	MINCLIENT as specified on the IXCSRVR START for this server instance
68	(44)	SIGNED	4	SRVRIIR_MAXCLIENTLEVEL	MAXCLIENT as specified on the IXCSRVR START for this server instance
72	(48)	CHARACTER	8	SRVRIIR_FEATURES	Features as identified on IXCSRVR START for this server instance. Mapped by ixcysrvr_tFeatures
80	(50)	ADDRESS	4	SRVRIIR_EXIT@	Address of the server exit routine
84	(54)	CHARACTER	64	SRVRIIR_INFO	Server "INFO". Static data specified when server was started.
148	(94)	SIGNED	4	SRVRIIR_FDI	Server FDI as specified on the IXCSRVR START
152	(98)	SIGNED	4	SRVRIIR_RESPBIND	Type of response recovery bind in affect for this server. See ixcysrvr_kRespBind* constants
156	(9C)	CHARACTER	8	SRVRIIR_RESPSTOKEN	STOKEN of address space responsible for sending responses on behalf of this server instance. Applies if srviir_RespBind contains ixcysrvr_kRespBind_AddrSpace
164	(A4)	SIGNED	2	SRVRIIR_SERVERASID	ASID of the task that instantiated this server instance
166	(A6)	CHARACTER	2		Reserved
168	(A8)	CHARACTER	16	SRVRIIR_TTOKEN	TTOKEN that identifies the task that instantiates this server instance
184	(B8)	ADDRESS	4	SRVRIIR_TCB@	TCB address that identifies the task that instantiates this server instance
188	(BC)	SIGNED	4	SRVRIIR_#REQUESTS	Number of requests presented to this server instance
192	(C0)	CHARACTER	16	SRVRIIR_ETODWHENSTARTED	16 byte extended TOD when this server was instantiated
208	(D0)	CHARACTER	16	SRVRIIR_ETODWHENIDLE	16 byte extended TOD when this server last entered an idle state waiting for more work
224	(E0)	CHARACTER	16	SRVRIIR_ETODWHENNOTIFIED	16 byte extended TOD when the server instance was last notified that work items were available for processing
240	(F0)	CHARACTER	16	SRVRIIR_ETODWHENFINDWORK	16 byte extended TOD when the server instance last began seaching for new work to process
256	(100)	CHARACTER	16	SRVRIIR_ETODWHENGOTWORK	16 byte extended TOD when a request was last bound to this server instance for processing
272	(110)	CHARACTER	16	SRVRIIR_ETODWHENSTOPACCEPTED	16 byte extended TOD when a stop request was first accepted for this server
288	(120)	CHARACTER	64	SRVRIIR_USERSTATE	Server "state" as reported by the server exit via the SXPL
352	(160)	CHARACTER	64	SRVRIIR_INFODATA	Server defined static information provided on the INFO keyword of the IXCSRVR START request for the server instance

Table 285. Structure IXCYSRVR\_TSRVRINFOIR (continued)

Offset Dec	Offset Hex	Type	Len	Name (Dim)	Description
416	(1A0)	CHARACTER	140	SRVRIIR_CURRENTWORKITEM(0)	Information in this section valid when <code>srvrIir_WorkItemToken</code> is non zero.
416	(1A0)	SIGNED	4	SRVRIIR_WORKITEMTYPE	Type of work item being processed.
420	(1A4)	CHARACTER	16	SRVRIIR_MSGID	16 byte MSGID provided by the sender when IXCSEND was invoked to send this message.
436	(1B4)	CHARACTER	8	SRVRIIR_FUNCTION	8 byte FUNCTION provided by the sender when IXCSEND was invoked to send the request
444	(1BC)	CHARACTER	32	SRVRIIR_WORKITEMDESC	32 byte DESCRIPTION provided by the sender when IXCSEND was invoked to send the request
476	(1DC)	CHARACTER	16	SRVRIIR_ETODWHENARRIVED	16 byte extended TOD when the item the server exit is working on arrived
492	(1EC)	CHARACTER	16	SRVRIIR_ETODWHENEXITCALLED	16 byte extended TOD when XCF last called server exit routine
508	(1FC)	CHARACTER	16	SRVRIIR_ETODWHENEXITRETURNED	16 byte extended when server exit last returned to XCF
524	(20C)	SIGNED	4	SRVRIIR_WORKITEMSEQ#	Sequence number of the current server request being worked on by the server instance
528	(210)	ADDRESS	4	SRVRIIR_WORKITEMTOKEN	4 byte token that represents the current server request being worked on by the server instance
532	(214)	SIGNED	4	SRVRIIR_CLIENTLEVEL	Level of the client that sent the request as specified on the IXCSEND request
536	(218)	CHARACTER	20	SRVRIIR_REQUESTCRITERIA	the range of server levels and set of features that the server must support to process this request as specified on the IXCSEND request. Mapped by <code>ixcysrvr_tCriteria</code>
556	(22C)	CHARACTER	4	SRVRIIR_STATUS(0)	Server instance status information from an XCF system management perspective
556	(22C)	BITSTRING	1	SRVRIIR_STATUSCODE	Server instance status from an XCF perspective. See <code>ixcysrvr_kIrxxxx</code> constants for possible values
557	(22D)	CHARACTER	1	SRVRIIR_STATUSFLAGS(0)	"X'80'" '1'B if the server is finishing pending work before shutting down. '0'B if the server is stopping immediately without processing queued work. This field is valid only when <code>srvrIir_ETodWhenStopAccepted</code> is non-zero
		1... ....		SRVRIIR_STOPNORMALLY	
		.1.. ....		SRVRIIR_STALLED	
		..1. ....		SRVRIIR_SS_IMPACT	
558	(22E)	CHARACTER	1		Unused (zero)



Table 285. Structure IXCYSRVR\_TSRVRINFOIR (continued)

Table 285. Structure IXCYSRVR\_TSRVRINFOIR (continued)

Offset Dec	Offset Hex	Type	Len	Name (Dim)	Description
					?Asaxmac Assert(ixcysrvr_kIrCompleting,EQ,ixcysrvr_kWiCompleting) ?Asaxmac Assert(ixcysrvr_kIrCompleting,EQ,ixcysrvr_kWiCompleting)
559	(22F)	X'0'	0	ASSERT_EQ1_3	"0"
559	(22F)	X'0'	0	ASSERT_EQ2_3	"0"
559	(22F)	X'230'	0	IXCYSRVR_TSRVRINFOIR_LEN	"*-IXCYSRVR_TSRVRINFOIR"

Table 286. Structure IXCYSRVR\_TSRVRINFODD

Offset Dec	Offset Hex	Type	Len	Name (Dim)	Description
0	(0)	STRUCTURE	0	IXCYSRVR_TSRVRINFODD	IXCREQ Diagnostic information returned by an IXCREQ request in an IXCRECV DATAAREA
0	(0)	SIGNED	4	SRVRIDD_DIAG0	Reserved
4	(4)	SIGNED	4	SRVRIDD_DIAGRC	IXCREQ Return code that the DIAG information is for. Same as rd_RespRetcode from the ixcysrvr_tResponseDescriptor record for the server that sent the response
8	(8)	SIGNED	4	SRVRIDD_DIAGRSN	IXCREQ Reason code that the DIAG information is for. Same as rd_RespRsncode from the ixcysrvr_tResponseDescriptor record for the server that sent the response
12	(C)	SIGNED	4	SRVRIDD_DIAG1	Contents depends on the value of srvrIdd_DiagRc and srvrIdd_DiagRsn
16	(10)	SIGNED	4	SRVRIDD_DIAG2	Contents depends on the value of srvrIdd_DiagRc and srvrIdd_DiagRsn
20	(14)	SIGNED	4	SRVRIDD_DIAG3	Contents depends on the value of srvrIdd_DiagRc and srvrIdd_DiagRsn
24	(18)	SIGNED	4	SRVRIDD_DIAG4	Contents depends on the value of srvrIdd_DiagRc and srvrIdd_DiagRsn
28	(1C)	SIGNED	4		Reserved
28	(1C)	X'20'	0	IXCYSRVR_TSRVRINFODD_LEN	"*-IXCYSRVR_TSRVRINFODD"

Table 287. Cross Reference for IXCYSRVR

Name	Offset	Hex	Tag
AA_#DESC	10		
AA_ANSAREASIZE	4		
AA_CANCELLED	1		4
AA_COMPLETED	1		80
AA_DATAAREASIZE	8		
AA_LENDESC	14		
AA_OFFSETRESPDESC	1C		
AA_OFFSETSENDDDESC	C		
AA_OFFSETTARGDESC	18		
AA_RESPPENDING	1		10
AA_SENDDPENDING	1		20
AA_STATUS	1		

Table 287. Cross Reference for IXCYSRVR (continued)

Name	Offset	Hex Tag
AA_SUCCESSFUL	1	40
AA_TIMEOUT	1	8
AA_VERSION	0	
ASSERT_EQ1_1	22F	0
ASSERT_EQ1_2	22F	0
ASSERT_EQ1_3	22F	0
ASSERT_EQ2_1	22F	0
ASSERT_EQ2_2	22F	0
ASSERT_EQ2_3	22F	0
DD_DATAADDR	8	
DD_DATAALET	4	
DD_DATASIZE	0	
DDT_ENTRY	0	
IXCYSRVR_KAA_VERSION0	1C	0
IXCYSRVR_KCRITERIA_VERSION0	C	0
IXCYSRVR_KIRCOMPLETING	22F	4
IXCYSRVR_KIRFINDWORK	22F	7
IXCYSRVR_KIRIDLE	22F	5
IXCYSRVR_KIRNOTIFIED	22F	6
IXCYSRVR_KIRPREPARING	22F	2
IXCYSRVR_KIRSTARTING	22F	1
IXCYSRVR_KIRSTOPPING	22F	8
IXCYSRVR_KIRUNKNOWN	22F	FF
IXCYSRVR_KIRUNKNOWNWORK	22F	FE
IXCYSRVR_KIRWORKING	22F	3
IXCYSRVR_KMAXFEATURESLEVEL	1	FE
IXCYSRVR_KMD_VERSION0	10C	0
IXCYSRVR_KMSGTYPE_RESPONSE	10C	2
IXCYSRVR_KMSGTYPE_SERVERREQUEST	10C	1
IXCYSRVR_KRD_VERSION0	12C	0
IXCYSRVR_KREQUEST	22F	1
IXCYSRVR_KRESPBIND_ADDRSPACE	FC	2
IXCYSRVR_KRESPBIND_INSTANCE	FC	1
IXCYSRVR_KRESPBIND_SYSTEM	FC	3
IXCYSRVR_KRPI_VERSION0	10	0
IXCYSRVR_KRQI_VERSION0	38	0
IXCYSRVR_KSC_GETWORKAREA	FC	2
IXCYSRVR_KSC_INITSERVER	FC	1
IXCYSRVR_KSC_REQUEST	FC	3

Table 287. Cross Reference for IXCYSRVR (continued)

Name	Offset	Hex Tag
IXCYSRVR_KSC_VERSION0	C	0
IXCYSRVR_KSD_VERSION0	114	0
IXCYSRVR_KSENDTO_RESPTOKEN	78	3
IXCYSRVR_KSENDTO_SERVERID	78	2
IXCYSRVR_KSENDTO_SERVERNAME	78	1
IXCYSRVR_KSRVRIAA_VERSION0	14	0
IXCYSRVR_KSRVRIHR_LEVEL0	8	0
IXCYSRVR_KSTOPCODECONTINUE	FC	0
IXCYSRVR_KSTOPCODEFAILURE	FC	2
IXCYSRVR_KSTOPCODEFINISHED	FC	1
IXCYSRVR_KSXPL_LEVEL0	FC	0
IXCYSRVR_KSXPL_VERSION0	FC	0
IXCYSRVR_KSXPLEYECATCHER	FC	E7D7D3
IXCYSRVR_KTD_VERSION0	78	0
IXCYSRVR_KWICOMPLETING	22F	4
IXCYSRVR_KWIPENDING	22F	1
IXCYSRVR_KWIPREPARING	22F	2
IXCYSRVR_KWIWORKING	22F	3
IXCYSRVR_RC1_DELIVERED	1	5
IXCYSRVR_RC1_FAILED	1	7
IXCYSRVR_RC1_INPROGRESS	1	2
IXCYSRVR_RC1_NORECEIVER	1	3
IXCYSRVR_RC1_NOTDELIVERED	1	4
IXCYSRVR_RC1_NOTSENT	1	1
IXCYSRVR_RC1_REFUSED	1	6
IXCYSRVR_RC1_REPLIED	1	8
IXCYSRVR_RC1_UNKNOWN	1	0
IXCYSRVR_RC2_OK	1	0
IXCYSRVR_RC2_RECVNORESOURCES	1	8
IXCYSRVR_RC2_RECVRESPONDERTERMINATED	1	B
IXCYSRVR_RC2_RECVTARGETERROR	1	C
IXCYSRVR_RC2_RECVTARGETNOTEXIST	1	6
IXCYSRVR_RC2_RECVTARGETNOTSUITABLE	1	7
IXCYSRVR_RC2_RECVTARGETNOWORKAREA	1	A
IXCYSRVR_RC2_RECVTARGETOK	1	0
IXCYSRVR_RC2_RECVTARGETTERMINATED	1	D
IXCYSRVR_RC2_RECVXCFERROR	1	9
IXCYSRVR_RC2_SENDCANCELLED	1	F
IXCYSRVR_RC2_SENDFAILURE	1	3

Table 287. Cross Reference for IXCYSRVR (continued)

Name	Offset	Hex Tag
IXCYSRVR_RC2_SENDRNORESOURCE	1	2
IXCYSRVR_RC2_SENDRRELEASED	1	10
IXCYSRVR_RC2_SENDRTARGETDOWNLEVEL	1	5
IXCYSRVR_RC2_SENDRTARGETNOTEXIST	1	4
IXCYSRVR_RC2_SENDRTIMEDOUT	1	E
IXCYSRVR_RC2_UNKNOWN	1	0
IXCYSRVR_SFUNK1	14	D9E5D9
IXCYSRVR_SFUNK2	14	D5C6D6
IXCYSRVR_SNAME1	14	E8E2E7
IXCYSRVR_SNAME2	14	C64040
IXCYSRVR_SNAME3	14	E7C3D9
IXCYSRVR_SNAME4	14	D84040
IXCYSRVR_TANSAREA	0	
IXCYSRVR_TANSAREA_LEN	1C	20
IXCYSRVR_TCRITERIA	0	
IXCYSRVR_TCRITERIA_LEN	C	14
IXCYSRVR_TDATADESCRIPTOR	0	
IXCYSRVR_TDATADESCRIPTOR_LEN	8	10
IXCYSRVR_TDDT	0	
IXCYSRVR_TDDT_LEN	0	10
IXCYSRVR_TFEATURES	0	
IXCYSRVR_TFEATURES_LEN	1	8
IXCYSRVR_TGETWORKAREA	0	
IXCYSRVR_TGETWORKAREA_LEN	8	10
IXCYSRVR_TINITSERVER	0	
IXCYSRVR_TINITSERVER_LEN	3C	40
IXCYSRVR_TMSGDESCRIPTOR	0	
IXCYSRVR_TMSGDESCRIPTOR_LEN	10C	110
IXCYSRVR_TNAME	0	
IXCYSRVR_TNAME_LEN	18	20
IXCYSRVR_TREQUEST	0	
IXCYSRVR_TREQUEST_LEN	40	150
IXCYSRVR_TREQUESTINFO	0	
IXCYSRVR_TREQUESTINFO_LEN	38	40
IXCYSRVR_TRESPCODE	0	
IXCYSRVR_TRESPCODE_LEN	1	2
IXCYSRVR_TRESPONSEDESCRIPTOR	0	
IXCYSRVR_TRESPONSEDESCRIPTOR_LEN	12C	130
IXCYSRVR_TRESPONSEINFO	0	

Table 287. Cross Reference for IXCYSRVR (continued)

Name	Offset	Hex Tag
IXCYSRVR_TRESPONSEINFO_LEN	10	14
IXCYSRVR_TSENDDESCRIPTOR	0	
IXCYSRVR_TSENDDESCRIPTOR_LEN	114	114
IXCYSRVR_TSIZEARRAY	0	
IXCYSRVR_TSIZEARRAY_LEN	0	4
IXCYSRVR_TSRVRINFOAA	0	
IXCYSRVR_TSRVRINFOAA_LEN	14	18
IXCYSRVR_TSRVRINFODD	0	
IXCYSRVR_TSRVRINFODD_LEN	1C	20
IXCYSRVR_TSRVRINFODR	0	
IXCYSRVR_TSRVRINFODR_LEN	4E	50
IXCYSRVR_TSRVRINFOHR	0	
IXCYSRVR_TSRVRINFOHR_LEN	8	C
IXCYSRVR_TSRVRINFOIR	0	
IXCYSRVR_TSRVRINFOIR_LEN	22F	230
IXCYSRVR_TSRVRINFOWI	0	
IXCYSRVR_TSRVRINFOWI_LEN	2E	30
IXCYSRVR_TSXPL	0	
IXCYSRVR_TSXPL_LEN	FC	100
IXCYSRVR_TTARGETDESCRIPTOR	0	
IXCYSRVR_TTARGETDESCRIPTOR_LEN	78	7C
IXCYSRVR_TWORKAREADESCRIPTOR	0	
IXCYSRVR_TWORKAREADESCRIPTOR_LEN	10	20
MD_ATTRIBUTES	4	
MD_DATADESC	58	
MD_ETODWHENARRIVED	B4	
MD_ETODWHENSENT	A4	
MD_EXPECTREPLY	5	20
MD_HOLDTIME	108	
MD_MSGAVAILABLE	5	80
MD_MSGCNTL	18	
MD_MSGFLAGS	5	
MD_MSGID	8	
MD_MSGTYPE	4	
MD_RESPONSELEVEL	10C	
MD_RESPTIME	104	
MD_RESPTOKEN	C4	
MD_SENDERID	88	
MD_SENDERNAME	68	

Table 287. Cross Reference for IXCYSRVR (continued)

Name	Offset	Hex Tag
MD_SYSID	A0	
MD_SYSNAME	98	
MD_SYSNUM	A0	
MD_VERSION	0	
RD_MSGDESC	10	
RD_RESPARRIVED	4	40
RD_RESPCODE	8	
RD_RESPEXPECTED	4	80
RD_RESPINDEX	C	
RD_RESPRETCODE	120	
RD_RESPRSNCODE	124	
RD_STATUS	4	
RD_SUPPLIEDLEVEL	128	
RD_SUPPORTSLEVEL	12C	
RD_VERSION	0	
RESPCODE_RC1	0	
RESPCODE_RC2	1	
RPI_RESPRETCODE	4	
RPI_RESPRSNCODE	8	
RPI_SUPPLIEDLEVEL	C	
RPI_SUPPORTSLEVEL	10	
RPI_VERSION	0	
RQI_CLIENTLEVEL	2C	
RQI_DESCRIPTION	C	
RQI_FEATURES	38	
RQI_FUNCTION	4	
RQI_MAXSERVERLEVEL	34	
RQI_MINSERVERLEVEL	30	
RQI_VERSION	0	
SA_SIZE	0	
SC_FEATURES	C	
SC_MAXSERVERLEVEL	8	
SC_MINSERVERLEVEL	4	
SC_RSVD1	1	
SC_VERSION	0	
SD_#REPLIESAVAILABLE	40	
SD_#REPLIESPENDING	3C	
SD_#TARGETS	38	
SD_ATTRIBUTES	4	

Table 287. Cross Reference for IXCYSRVR (continued)

Name	Offset	Hex Tag
SD_CANCELLED	5	4
SD_COMPLETED	5	80
SD_ETODWHENCOMPLETED	28	
SD_ETODWHENREQUESTED	18	
SD_EXPECTREPLY	4	80
SD_FLAGS0	4	
SD_FLAGS1	5	
SD_FLAGS3	7	
SD_HOLDTIME	10	
SD_MSGCNTL	54	
SD_MSGID	44	
SD_MSGINFO	D4	
SD_MSGTYPE	6	
SD_REQUESTINFO	D4	
SD_RESPONSEINFO	D4	
SD_RESPPENDING	5	10
SD_RESPTIME	C	
SD_SENDER	94	
SD_SENDERID	B4	
SD_SENDDPENDING	5	20
SD_SENDDTIME	8	
SD_SUCCESSFUL	5	40
SD_TIMEDOUT	5	8
SD_USERDATA	C4	
SD_VERSION	0	
SF_FEATURES	1	
SF_LEVEL	0	
SN_SECTION1	0	
SN_SECTION2	8	
SN_SECTION3	10	
SN_SECTION4	18	
SRVRIAA_#HEADERRECS	10	
SRVRIAA_AALEN	2	
SRVRIAA_DATAAREASIZE	8	
SRVRIAA_LENGTHHR	C	
SRVRIAA_OFFSETHR	14	
SRVRIAA_RESPLEVEL	4	
SRVRIAA_VERSION	0	
SRVRIDD_DIAGRC	4	



Table 287. Cross Reference for IXCYSRVR (continued)

Name	Offset	Hex Tag
SRVRIDD_DIAGRSN	8	
SRVRIDD_DIAG0	0	
SRVRIDD_DIAG1	C	
SRVRIDD_DIAG2	10	
SRVRIDD_DIAG3	14	
SRVRIDD_DIAG4	18	
SRVRIDR_#HEADERDATAARECS	34	
SRVRIDR_#REQUESTSPENDING	28	
SRVRIDR_#REQUESTSPROCESSED	24	
SRVRIDR_#REQUESTSWORKING	2C	
SRVRIDR_#SRVRINSTANCES	30	
SRVRIDR_DATALEN	0	
SRVRIDR_ETODWHENCOLLECTED	3C	
SRVRIDR_FLAGS	4C	
SRVRIDR_IRSTALLED	4C	40
SRVRIDR_OFFSETHR	38	
SRVRIDR_SERVERNAME	4	
SRVRIDR_SS_IMPACT	4C	20
SRVRIDR_WISTALLED	4C	80
SRVRIHR_#RECORDS	4	
SRVRIHR_LENGTH	2	
SRVRIHR_LEVEL	1	
SRVRIHR_OFFSETHR	8	
SRVRIHR_TYPE	0	
SRVRIIR_#REQUESTS	BC	
SRVRIIR_CLIENTLEVEL	214	
SRVRIIR_CURRENTWORKITEM	1A0	
SRVRIIR_ETODWHENARRIVED	1DC	
SRVRIIR_ETODWHENEXITCALLED	1EC	
SRVRIIR_ETODWHENEXITRETURNED	1FC	
SRVRIIR_ETODWHENFINDWORK	F0	
SRVRIIR_ETODWHENGOTWORK	100	
SRVRIIR_ETODWHENIDLE	D0	
SRVRIIR_ETODWHENNOTIFIED	E0	
SRVRIIR_ETODWHENSTARTED	C0	
SRVRIIR_ETODWHENSTOPACCEPTED	110	
SRVRIIR_EXIT@	50	
SRVRIIR_FDI	94	
SRVRIIR_FEATURES	48	

Table 287. Cross Reference for IXCYSRVR (continued)

Name	Offset	Hex Tag
SRVRIIR_FUNCTION	1B4	
SRVRIIR_INFO	54	
SRVRIIR_INFODATA	160	
SRVRIIR_JOBNAME	30	
SRVRIIR_MAXCLIENTLEVEL	44	
SRVRIIR_MAXSERVERLEVEL	3C	
SRVRIIR_MINCLIENTLEVEL	40	
SRVRIIR_MINSERVERLEVEL	38	
SRVRIIR_MSGID	1A4	
SRVRIIR_REQUESTCRITERIA	218	
SRVRIIR_RESPBIND	98	
SRVRIIR_RESPSTOKEN	9C	
SRVRIIR_SERVERASID	A4	
SRVRIIR_SERVERDESC	0	
SRVRIIR_SERVERID	20	
SRVRIIR_SS_IMPACT	22D	20
SRVRIIR_STALLED	22D	40
SRVRIIR_STATUS	22C	
SRVRIIR_STATUSCODE	22C	
SRVRIIR_STATUSFLAGS	22D	
SRVRIIR_STOPNORMALLY	22D	80
SRVRIIR_TCB@	B8	
SRVRIIR_TTOKEN	A8	
SRVRIIR_USERSTATE	120	
SRVRIIR_WHYSTOP	22F	
SRVRIIR_WORKITEMDESC	1BC	
SRVRIIR_WORKITEMSEQ#	20C	
SRVRIIR_WORKITEMTOKEN	210	
SRVRIIR_WORKITEMTYPE	1A0	
SRVRINFOHR_KTYPE_DR	8	1
SRVRINFOHR_KTYPE_IR	8	3
SRVRINFOHR_KTYPE_WI	8	2
SRVRIWI_SERVERID	18	
SRVRIWI_STATUSFLAGS	2D	
SRVRIWI_WORKITEMETOD	8	
SRVRIWI_WORKITEMSEQ#	0	
SRVRIWI_WORKITEMSTALLED	2D	80
SRVRIWI_WORKITEMSTATE	2C	
SRVRIWI_WORKITEMTOKEN	4	

Table 287. Cross Reference for IXCYSRVR (continued)

Name	Offset	Hex Tag
SRVRIWI_WORKITEMTYPE	28	
SXPL_EYECATCHER	0	
SXPL_FLAGS	7	
SXPL_INFO	50	
SXPL_LENGTH	C	
SXPL_LEVEL	5	
SXPL_PARAMETEROFFSET	F0	
SXPL_REFUSALCODE	F5	
SXPL_RESPBIND	F4	
SXPL_RESULTCODE	F6	
SXPL_SERVERCODE	6	
SXPL_SERVERID	40	
SXPL_SERVERNAME	20	
SXPL_STATE	90	
SXPL_STOPCODE	8	
SXPL_STOPPENDING	7	80
SXPL_TRACETHREAD	F8	
SXPL_USERDATA	10	
SXPL_VERSION	4	
SXPL_WAD	D0	
SXPLGW_MUSTBECONTIGUOUS	0	80
SXPLGW_REQUIREMENTS	0	
SXPLGW_TOTALSIZE	4	
SXPLIS_DESCRIPTION	0	
SXPLIS_FDI	38	
SXPLIS_FEATURES	30	
SXPLIS_MAXCLIENTLEVEL	2C	
SXPLIS_MAXSERVERLEVEL	24	
SXPLIS_MINCLIENTLEVEL	28	
SXPLIS_MINSERVERLEVEL	20	
SXPLIS_RESPBIND	3C	
SXPLRQ_CLIENTLEVEL	28	
SXPLRQ_DESCRIPTION	8	
SXPLRQ_FEATURES	38	
SXPLRQ_FUNCTION	0	
SXPLRQ_MAXLEVEL	30	
SXPLRQ_MINLEVEL	2C	
SXPLRQ_MSGDESC	40	
TD_EXPECTREPLY	4	10

Table 287. Cross Reference for IXCYSRVR (continued)

Name	Offset	Hex Tag
TD_RESPCODE	14	
TD_RESPEXPECTED	4	20
TD_RESPTOKEN	18	
TD_SENDCOMPLETE	4	40
TD_SENDPENDING	4	80
TD_SENDRCDIAG1	74	
TD_SENDRETCODE	C	
TD_SENDRSNCODE	10	
TD_SENDRSNDIAG1	78	
TD_SENDTOCODE	17	
TD_SERVERID	18	
TD_SERVERNAME	18	
TD_STATUS	4	
TD_SYSID	60	
TD_SYSNAME	58	
TD_SYSNUM	60	
TD_TARGETINFO	18	
TD_TARGINDEX	8	
TD_VERSION	0	
WAD_AVAILABLE	0	80
WAD_CONTROLS	0	
WAD_DATADESC	10	
WAD_FLAGS	0	
WAD_STGKEY	1	

## IXCYWRE information

### IXCYWRE programming interface information

IXCYWRE is a programming interface.

### IXCYWRE heading information

<b>Common name:</b>	Automatic Restart Manager Workload-Restart-Exit Parameter List
<b>Macro ID:</b>	IXCYWRE
<b>DSECT name:</b>	WRE
<b>Owning component:</b>	Cross System Coupling Facility (SCXCF) SUBCOMPONENT: Automatic Restart Manager (ARM)
<b>Eye-catcher ID:</b>	WRE Offset: 0 Length: 4 bytes

**Storage attributes:** Subpool: 203  
Key: 0

**Size:** variable: 16 + (number-of-elements x 16) bytes

**Created by:** IXCA3XRP

**Pointed to by:** Register 1 on entry

**Serialization:** None

**Function:** Mapping of parameter list passed to an installation's Workload Restart Exit routine

## IXCYWRE mapping

Table 288. Structure WRE

Offset Dec	Offset Hex	Type	Len	Name (Dim)	Description
0	(0)	STRUCTURE	0	WRE	
0	(0)	CHARACTER	16	WREHEADER(0)	Fixed-length section of WRE parameter list
0	(0)	CHARACTER	4	WREACRONYM	Eyecatcher C'WRE '
4	(4)	CHARACTER	8	WREDEADSYSTEMNAME	Name of system that has left the sysplex
12	(C)	BITSTRING	4	WRENUMBEROFELEMENTS	Number of elements being restarted on this system

Table 289. Structure WREELEMENTNAMES

Offset Dec	Offset Hex	Type	Len	Name (Dim)	Description
0	(0)	STRUCTURE	0	WREELEMENTNAMES	
0	(0)	CHARACTER	16		Names of the elements being restarted on this system
Eyecatcher for WREAcronym field					
16	(10)	CHARACTER	4	WREEYECATCHER	Eyecatcher

## IXGANSAA information

### IXGANSAA programming interface information

The following field is **NOT** programming interface information:

- ANSAA\_SHROPTINVALID

### IXGANSAA heading information

**Common name:** Answer area mapping macro

**Macro ID:** IXGANSAA

**DSECT name:** ANSAA

**Owning component:** System Logger (SCLOG)

**Eye-catcher ID:** None

**Storage attributes:** Main Storage: Caller's storage or function dynamic storage

**Size:** 40 bytes  
ANSAA -- X'0028' bytes

**Created by:** Caller

**Pointed to by:** Caller

**Serialization:** None

**Function:** Answer area mapping.

## IXGANSAA mapping

Table 290. Structure ANSAA

Offset Dec	Offset Hex	Type	Len	Name (Dim)	Description
0	(0)	STRUCTURE	0	ANSAA	
0	(0)	CHARACTER	40	ANSAA_BASE(0)	
0	(0)	SIGNED	4	ANSAA_PREFERRED_SIZE	Answer area preferred size
4	(4)	SIGNED	4	ANSAA_ASYNC_RETCODE	When SYNCECB is specified and the request is processed asynchronously, the return code is placed in this field
8	(8)	SIGNED	4	ANSAA_ASYNC_RSNCODE	When SYNCECB is specified and the request is processed asynchronously, the reason code is placed in this field
12	(C)	CHARACTER	16	ANSAA_DIAGNOSTICS(0)	
12	(C)	SIGNED	4	ANSAA_DIAG1	Additional diagnostic data
16	(10)	SIGNED	4	ANSAA_DIAG2	Additional diagnostic data
20	(14)	CHARACTER	4	ANSAA_DIAG3(0)	
20	(14)	SIGNED	2	ANSAA_MODID	Additional diagnostic data
22	(16)	SIGNED	2	ANSAA_LOCATION	Additional diagnostic data
24	(18)	SIGNED	4	ANSAA_DIAG4	Additional diagnostic data
28	(1C)	CHARACTER	8	ANSAA_SERVICESPECIFIC(0)	
28	(1C)	CHARACTER	8	ANSAA_IXGDELET(0)	IXGDELET information
28	(1C)	CHARACTER	8	ANSAA_GAPS(0)	Gap information
28	(1C)	CHARACTER	8	ANSAA_GAPS_NEXT_BLKID	Block id of the first valid youngest block
28	(1C)	CHARACTER	8	ANSAA_IXGWRITE(0)	IXGWRITE information
28	(1C)	CHARACTER	3	ANSAA_WRITETRIGGERS(0)	Data returned when AnsaawriteTriggersReturned is on
28	(1C)	BITSTRING	1	ANSAA_STRUCTURESEPERCENT	Percent of CF structure element objects in use -Value rounded down -Value between 0 and 100 -Value not set for DASDONLY log streams
29	(1D)	BITSTRING	1	ANSAA_STAGINGUSEPERCENT	Percent of staging data set space in use -Value rounded down -Value between 0 and 100 -Value set for DASDONLY log streams and CF log streams that duplex to staging data sets
30	(1E)	BITSTRING	1	ANSAA_WRITEFLAGS(0)	Write specific flags

For CF Structure based log streams: The following flags are based on percentage of CF structure element objects in use.

For DASDONLY log streams: The following flags are based on percentage of staging data set space in use.

1... ....

ANSAA\_WRITEABOVEHIGHOFFLOAD

Table 290. Structure ANSAA (continued)

Offset Dec	Offset Hex	Type	Len	Name(Dim)	Description
		.1.. ....		ANSAA_WRITEABOVELOWCAPACITY	"X'80'" IxgWrite above HighOffload percentage for log stream
		.1.. ....		ANSAA_WRITEELEVATEDCAPACITY	"X'40'"
		..1. ....		ANSAA_WRITEABOVENEARCAPACITY	"X'40'" Log stream storage usage is at an elevated capacity. This IXGWRITE is above the 1/3 point between HighOffload % and 100% (full) --> (0.33 of delta). Increased IXGWRITE activity can pose a possible risk to the log stream of experiencing a full condition.
		..1. ....		ANSAA_WRITEIMMINENTCAPACITY	"X'20'"
					"X'20'" Log stream storage usage is at an imminent capacity. This IXGWRITE is above the 2/3 point between HighOffload % and 100% (full) --> (0.67 of delta). Future IXGWRITE activity pose an impending risk to the log stream of experiencing a full condition.
31	(1F)	CHARACTER	5		Write reserved section
36	(24)	CHARACTER	4	ANSAA_FLAGS(0)	Flags
36	(24)	BITSTRING	1	ANSAA_FLAGS1(0)	
		1... ....		ANSAA_TRUNCATED	"X'80'" If set, answer area length specified is too small to contain all data to be returned. At least 40 bytes have been returned. See preferred size field
		.1.. ....		ANSAA_BLKFROMINACTIVE	"X'40'" When ON, indicates that the log block returned from the IXGBRWSE request came from the inactive portion of the log stream. For Ixgbrowse MultiBlock=Yes requests, ON indicates that at least one log block returned in the buffer came from the inactive portion of the log stream. Flag Ixgbmlt_FromInactive (Ixgbmlt) indicates which log blocks were in the inactive portion. When OFF, the log block returned from the IXGBRWSE request came from the active portion of the log stream. For Ixgbrowse multiblock requests, OFF indicates that none of the log blocks returned in the buffer came from the inactive portion of the log stream. Flag is set only for IXGBRWSE requests that result in a log block being returned.
		..1. ....		ANSAA_DYNMGMTOFENTRYTOELECTIVE	"X'20'" When ON, indicates that the logger is dynamically managing the structure's entry to element ratio. Therefore, the average buffer size value specified on the structure definition and returned on a IXGCONN request is not being used to control the structure's entry to element ratio. This field is set for IXGCONN requests, but it is undefined when Ansaa_DasdOnlyLogStream is on.

Table 290. Structure ANSAA (continued)

Offset Dec	Offset Hex	Type	Len	Name(Dim)	Description
		...1 ....		ANSAA_DASDONLYLOGSTREAM	"X'10'" When ON, indicates that this is a DASD only log stream, i.e. a coupling facility list structure is not being used for this log stream. This field is set for IXGCONN requests.
		.... 1...		ANSAA_BROWSEMULTIBLOCK	"X'08'" When ON, indicates that this level of Logger supports the IXGBRWSE MULTIBLOCK=YES requests. When OFF, indicates MULTIBLOCK=YES requests are not supported. This field is valid only on IXGBRWSE REQUEST=START invocations.
		.... .1..		ANSAA_BLKFROMDASD	"X'04'" When ON, indicates that the log block returned from the IXGBRWSE request was read from a logstream DASD offload data set. For Ixgbrowse MultiBlock=Yes requests, ON indicates that at least one log block returned in the buffer was read from a logstream DASD offload data set. Flag Ixgbrmlt_FromDasd (Ixgbrmlt) indicates which log blocks were read from DASD. When OFF, the log block returned from the IXGBRWSE request was read from the logstream interim (structure/local buffer) storage. For Ixgbrowse multiblock requests, OFF indicates that none of the log blocks returned in the buffer were read from the logstream DASD offload data sets. Flag is set only for IXGBRWSE requests that result in a log block being returned.
		.... ..1.		ANSAA_SHROPTINVALID	"X'02'" When ON, indicates that the Define request was successful, but that the dataset allocated for this logstream has invalid VSAM ShareOptions for use as a Logger Offload dataset. It is recommended that the logstream be redefined with VSAM ShareOptions '3,3' or higher to avoid losing data.
		.... ...1		ANSAA_BROWSESTARTSLIMITED	"X'01'" When ON, indicates to the caller of IXGCONN REQUEST=CONNECT that the number of Browse starts allowed by non-authorized users is limited.
37	(25)	BITSTRING	1	ANSAA_FLAGS2(0)	
		1... ....		ANSAA_WRITETRIGGERSRETURNED	"X'80'" For IXGCONN REQUEST=CONNECT AUTH=WRITE requests: When ON, indicates that log stream primary storage consumption info will be returned in Ansaa_WriteTriggers for successful IXGWRITE requests (RETCODE = 0 or 4). For IXGWRITE requests: When ON, indicates that data in Ansaa_WriteTriggers has been returned.
		.1.. ....		ANSAA_WRITECONNECTLIMITEDACCESS	"X'40'" For IXGCONN REQUEST=CONNECT AUTH=WRITE requests: When ON, indicates that, as per log stream security access policy, only limited log stream access services are supported for this AUTH=WRITE connection. Refer to flag Ansaa_WriteOnlyAccess.



Table 290. Structure ANSAA (continued)

Offset Dec	Offset Hex	Type	Len	Name (Dim)	Description
		..1. ....		ANSAA_WRITEONLYACCESS	"X'20'" For IXGCONN REQUEST=CONNECT AUTH=WRITE requests: (Valid only when Ansaas_WriteConnectLimitedAccess is ON.) When ON, indicates that, as per log stream security access policy, only limited log stream access services are supported for this connection. Meaning, the log stream connection token can only be used to write log data into the log stream (IXGWRITE) and disconnect from the log stream (IXGCONN). No other log stream access services are allowed for this limited access connection type. This indicator can also be on for an error return (rc8,rsn'08D6'x) for an IMPORTCONNECT=YES request, but the import type connection is not allowed in combination with a limited access type of log stream connection.
38	(26)	BITSTRING	1	ANSAA_FLAGS3(0)	
38	(26)	BITSTRING	1	ANSAA_USECDSTYPE(0)	CDS data type indication
		1... ....		ANSAA_USECDSTYPEISSET	"X'80'" For IXGCONN REQUEST=CONNECT, IXGINVNT, and IXGQUERY requests: when on, means one of the following CDS data type flags is set on when off, means sysplex scope LOGR CDS type expected for use on this system
		.1.. ....		ANSAA_USECDSTYPELOGR	"X'40'" (valid only when Ansaas_UseCdsTypeIsSet is on, otherwise undefined) when on, means sysplex scope CDS type LOGR expected for use on this system
		..1. ....		ANSAA_USECDSTYPELOGRY	"X'20'" (valid only when Ansaas_UseCdsTypeIsSet is on, otherwise undefined) when on, means single-system scope CDS type LOGRY expected for use on this system
		...1 ....		ANSAA_USECDSTYPELOGRZ	"X'10'" (valid only when Ansaas_UseCdsTypeIsSet is on, otherwise undefined) when on, means single-system scope CDS type LOGRZ expected for use on this system
38	(26)	BITSTRING	1	ANSAA_FLAGS4	
38	(26)	X'28'	0	ANSAA_LEN	"40" Length of answer area

Table 291. Cross Reference for IXGANSAA

Name	Offset	Hex Tag
ANSAA	0	
ANSAA_ASYNCH_RETCODE	4	
ANSAA_ASYNCH_RSNCODE	8	
ANSAA_BASE	0	
ANSAA_BLKFROMDASD	24	4
ANSAA_BLKFROMINACTIVE	24	40
ANSAA_BROWSEMULTIBLOCK	24	8
ANSAA_BROWSESTARTSLIMITED	24	1
ANSAA_DASDONLYLOGSTREAM	24	10
ANSAA_DIAGNOSTICS	C	

Table 291. Cross Reference for IXGANSAA (continued)

Name	Offset	Hex Tag
ANSAA_DIAG1	C	
ANSAA_DIAG2	10	
ANSAA_DIAG3	14	
ANSAA_DIAG4	18	
ANSAA_DYNMGMTOFENTRYTOELEACTIVE	24	20
ANSAA_FLAGS	24	
ANSAA_FLAGS1	24	
ANSAA_FLAGS2	25	
ANSAA_FLAGS3	26	
ANSAA_FLAGS4	26	
ANSAA_GAPS	1C	
ANSAA_GAPS_NEXT_BLKID	1C	
ANSAA_IXGDELET	1C	
ANSAA_IXGWRITE	1C	
ANSAA_LEN	26	28
ANSAA_LOCATION	16	
ANSAA_MODID	14	
ANSAA_PREFERRED_SIZE	0	
ANSAA_SERVICESPECIFIC	1C	
ANSAA_SHROPTINVALID	24	2
ANSAA_STAGINGUSEPERCENT	1D	
ANSAA_STRUCTUSEPERCENT	1C	
ANSAA_TRUNCATED	24	80
ANSAA_USECDSTYPE	26	
ANSAA_USECDSTYPEISSET	26	80
ANSAA_USECDSTYPELOGR	26	40
ANSAA_USECDSTYPELOGRY	26	20
ANSAA_USECDSTYPELOGRZ	26	10
ANSAA_WRITEABOVEHIGHOFFLOAD	1E	80
ANSAA_WRITEABOVELOWCAPACITY	1E	40
ANSAA_WRITEABOVENEARCAPACITY	1E	20
ANSAA_WRITECONNECTLIMITEDACCESS	25	40
ANSAA_WRITEELEVATEDCAPACITY	1E	40
ANSAA_WRITEFLAGS	1E	
ANSAA_WRITEIMMINENTCAPACITY	1E	20
ANSAA_WRITEONLYACCESS	25	20
ANSAA_WRITETRIGGERS	1C	
ANSAA_WRITETRIGGERSRETURNED	25	80

# IXGBRMLT information

---

## IXGBRMLT programming interface information

IXGBRMLT is a programming interface.

## IXGBRMLT heading information

<b>Common name:</b>	Browse Multi-block Output Mapping Macro
<b>Macro ID:</b>	IXGBRMLT ACRONYM:
<b>DSECT name:</b>	IXGBRMHD, IXGBRMLT, and IXGBRMLT_LOGBLOCK
<b>Owning component:</b>	System Logger (SCLOG)
<b>Eye-catcher ID:</b>	None
<b>Storage attributes:</b>	Subpool: Determined by browse invoker Key: Determined by browse invoker Residency: ANY
<b>Size:</b>	IXGBRMHD: 8 bytes ('08'X) IXGBRMLT: 16 bytes ('10'X) when RETBLOCKINFO=NO 44 bytes ('2C'X) when RETBLOCKINFO=YES IXGBRMLT_LOGBLOCK: determined by Ixgwrite BlockLen value (contained in field Ixgbrmlt_BlockLen) Frequency: IXGBRMHD: 1 in the caller's buffer area IXGBRMLT: 1 per logstream log block returned on a browse MULTIBLOCK request (rc0 or rc4,rsn416). However, note that there will be one additional area at the end of the log blocks to indicate the final return/reason code condition for rc4,rsn417. IXGBRMLT_LOGBLOCK: 1 per logstream log block returned
<b>Created by:</b>	Caller of Logger browse multiblock service provides the area and Logger fills it in.

**Pointed to by:****IXGBRMHD:**

- This area is based on the Buffer area address provided on the Ixgbrwse request.

**IXGBRMLT:**

- The first Ixgbrmlt area is based on the Addr(Ixgbrmhd\_FirstBrmlt)
- Subsequent Ixgbrmlt area's basing can be established by adding the current Ixgbrmlt's field Ixgbrmlt\_NextOffset to the beginning of the Buffer area (Buffer parameter).
- The last Ixgbrmlt area's basing can be established by adding the field Ixgbrmhd\_LastBrmltOffset to the Buffer address.

**IXGBRMLT\_LOGBLOCK:**

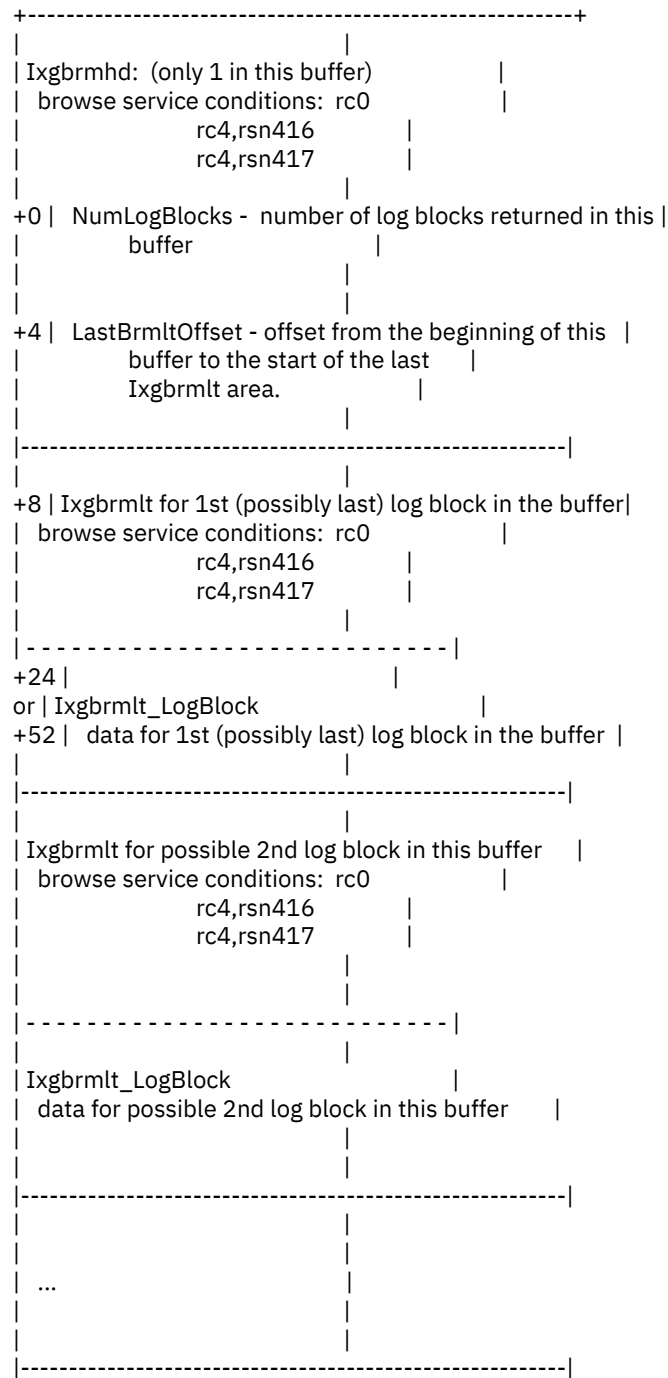
- When the Ixgbrmlt\_DataReturned indicator is on in the current Ixgbrmlt area, then the start of the corresponding Ixgbrmlt\_LogBlock (log block area) should be calculated by using the address of the current Ixgbrmlt area and add in the value from the field Ixgbrmlt\_Length.

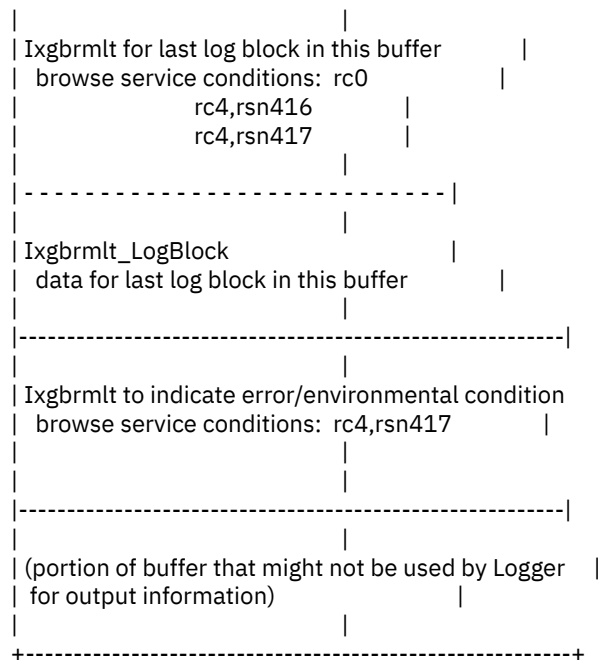
**Serialization:**

For IXGBRWSE service rc4,rsn0401 responses, System Logger maintains latent binds to the storage location specified by the BUFFER parameter.

**Function:**

Maps the data returned in invoker's buffer on a  
IXGBRWSE READCURSOR request with MULTIBLOCK(YES):  
BUFFER





## IXGBRMLT mapping

Table 292. Structure IXGBRMHD

Offset Dec	Offset Hex	Type	Len	Name (Dim)	Description
0	(0)	STRUCTURE	0	IXGBRMHD	Browse multi-block output area header mapping
0	(0)	CHARACTER	8	IXGBRMHD_START(0)	
0	(0)	SIGNED	4	IXGBRMHD_NUMLOGBLOCKS	Contains a count of the number of log blocks returned in this buffer.
4	(4)	SIGNED	4	IXGBRMHD_LASTBRMLTOFFSET	Offset within buffer to start of last Ixgbrmlt in this buffer. - If the Ixgbrowse service returns rc4,rsn416, then this offset will be to the last Ixgbrmlt that corresponds to the last returned log block in this buffer. - If the Ixgbrowse service returns rc4,rsn417, then this offset will be to the last Ixgbrmlt in this buffer that contains the error information from the service. No log block data is returned with this last Ixgbrmlt area.
8	(8)	CHARACTER	1	IXGBRMHD_FIRSTBRMLT(0)	Starting point of first Ixgbrmlt area

Table 293. Structure IXGBRMLT

Offset Dec	Offset Hex	Type	Len	Name (Dim)	Description
0	(0)	STRUCTURE	0	IXGBRMLT	Browse multi-block output area per returned log block
0	(0)	SIGNED	4	(0)	Word alignment
0	(0)	CHARACTER	44	IXGBRMLT_START(0)	
0	(0)	CHARACTER	16	IXGBRMLT_COMMON(0)	Common area
0	(0)	SIGNED	2	IXGBRMLT_LENGTH	Length of Ixgbrmlt area
2	(2)	BITSTRING	1	IXGBRMLT_VERSION	Version number
3	(3)	BITSTRING	1	IXGBRMLT_FLAGS(0)	Flag indicators:

Table 293. Structure IXGBRMLT (continued)

Offset Dec	Offset Hex	Type	Len	Name(Dim)	Description
		1... ....		IXGBRMLT_DATARETURNED	"X'80'" When OFF, indicates service error condition rc4,rsn417. When ON, indicates that log block data follows this Ixgbrmlt area.
		.1... ....		IXGBRMLT_RETBLOCKINFO	"X'40'" When OFF, indicates return only information necessary to navigate the caller's buffer to obtain each returned log block, see area mapped by Ixgbrmlt_Common When ON, indicates that along with the information necessary to navigate the caller's buffer to obtain each returned log block, Logger will also return the information mapped by Ixgbrmlt_RetInfo.
		..1. ....		IXGBRMLT_FROMINACTIVE	"X'20'" When OFF, the returned log block came from the active portion of the log stream. When ON, the returned log block came from the inactive portion of the log stream.
		...1 ....		IXGBRMLT_FROMDASD	"X'10'" When OFF, the returned log block was read from the logstream interim (structure / local buffer) storage. When ON, the returned log block was read from a logstream DASD offload data set.
		.... 1...		IXGBRMLT_BLOCKID_EXPECTED_JUMP	"X'08'" Flag that indicates whether the log block in this Ixgbrmlt area (re: IXGBRMLT_BLOCKID in Ixgbrmlt_RetInfo) is contiguous with the (older) log block in the previous Ixgbrmlt area when using the formula: (previous log block id + length of previous log block + length of Logger control information). For more information on the Logger control information, refer to mapping macro IXGQBUF field QBUF_Control_Info_Size as returned on an IXGQUERY request. The flag is valid only when the following conditions are met: - on browse DIRECTION=OLDTOYOUNG requests, and - fields Ixgbrmlt_RetCode and Ixgbrmlt_RsnCode are both returned with zero values, and - when Ixgbrmlt_Version (as set by Logger) is at least a value of 2, and - when IXGBRMLT_DATARETURNED is on in this Ixgbrmlt area, and - the log block in this Ixgbrmlt area is not the first log block returned after a START or RESET request. When all of the above are true, then the flag is also valid for the subsequent returned log blocks over multiple readcursor requests. When the above conditions are not met, this flag is undefined (not valid). For conditions when the flag is valid: - OFF, indicates that the log block in this Ixgbrmlt area is contiguous with the previous (older) log block in the log stream. - ON, indicates that the log block in this Ixgbrmlt area has an expected log block id jump. This means this log block is the next logical block in the log stream, but the block id is not contiguous with the previous (older) log block in the log stream.
4		(4) SIGNED	4	IXGBRMLT_RETCODE	Return code. Values are defined in IXGCON

Table 293. Structure IXGBRMLT (continued)

Offset Dec	Offset Hex	Type	Len	Name (Dim)	Description
8	(8)	SIGNED	4	IXGBRMLT_RSNCODE	Reason code. Values are defined in IXGCON
12	(C)	SIGNED	4	IXGBRMLT_NEXTOFFSET	Offset within buffer to start of next Ixgbrmlt area. The basing for the next Ixgbrmlt area can be established by adding this field to the start of the Buffer address. If this field is zero, then there are no more Ixgbrmlt areas after this current Ixgbrmlt area.
16	(10)	CHARACTER	1	IXGBRMLT_COMMONEND(0)	End of Ixgbrmlt common area
Ixgbrmlt_RetInfo - return block info area This area may or may not be provided. When the flag Ixgbrmlt_RetBlockInfo is set on, this area is included along with the Ixgbrmlt_Common area. The field content in Ixgbrmlt_RetInfo is valid under the following conditions (assuming Ixgbrmlt_RetBlockInfo has been set on): - when Ixgbrmlt_DataReturned is also set on all the fields in Ixgbrmlt_RetInfo will be set with the return data associated with the log block.					
16	(10)	CHARACTER	28	IXGBRMLT_RETINFO(0)	Return Block Info area
16	(10)	SIGNED	4	IXGBRMLT_BLOCKLEN	The actual length of the log block as it was specified on the IXGWRITE request. Same as BLOCKSIZE for single IXGBRWSE request.
20	(14)	CHARACTER	8	IXGBRMLT_BLOCKID	Log block identifier
28	(1C)	CHARACTER	16	IXGBRMLT_TIMESTAMPS(0)	Time Stamps for the log block, in STCK format
28	(1C)	CHARACTER	8	IXGBRMLT_GMT	GMT for log block
36	(24)	CHARACTER	8	IXGBRMLT_LOCAL	Local time for log block
44	(2C)	CHARACTER	1	IXGBRMLT_RETINFOEND(0)	End of return info area
For version 3 and higher, IXGBRMLX follows here					
44	(2C)	CHARACTER	1	IXGBRMLT_END(0)	End of Ixgbrmlt mapping
These constants are used with the IXGBRMLT and IXGBRMHD mappings.					
44	(2C)	X'8'	0	IXGBRMHD_LEN	"IXGBRMHD_FIRSTBRMLT-IXGBRMHD" Length of header area
44	(2C)	X'10'	0	IXGBRMLT_CLEN	"IXGBRMLT_COMMONEND-IXGBRMLT_COMMON" Length of Ixgbrmlt common area
44	(2C)	X'2C'	0	IXGBRMLT_RLEN	"IXGBRMLT_RETINFOEND-IXGBRMLT_START" Length of Ixgbrmlt common area plus return info area Note that this does not include version 3 fields
44	(2C)	X'2C'	0	IXGBRMLT_LEN	"IXGBRMLT_END-IXGBRMLT" Length of entire Ixgbrmlt area
		.... ..1		IXGBRMLT_1ST_VERSION	"X'01'" First version for Ixgbrmlt
		.... ..1.		IXGBRMLT_2ND_VERSION	"X'02'" Second version for Ixgbrmlt
		.... ..11		IXGBRMLT_3RD_VERSION	"X'03'" Third version for Ixgbrmlt. See
IXGBRMLX for the new fields					
		.... ..11		IXGBRMLT_LATEST_VERSION	"X'03'" Latest version for Ixgbrmlx



Table 294. Structure IXGBRMLT\_LOGBLOCK

Offset Dec	Offset Hex	Type	Len	Name (Dim)	Description
0	(0)	STRUCTURE	0	IXGBRMLT_LOGBLOCK	Start of a log block within buffer area
0	(0)	BITSTRING	1	(0)	

Table 295. Cross Reference for IXGBRMLT

Name	Offset	Hex	Tag
IXGBRMHD	0		
IXGBRMHD_FIRSTBRMLT	8		
IXGBRMHD_LASTBRMLTOFFSET	4		
IXGBRMHD_LEN	2C		8
IXGBRMHD_NUMLOGBLOCKS	0		
IXGBRMHD_START	0		
IXGBRMLT	0		
IXGBRMLT_BLOCKID	14		
IXGBRMLT_BLOCKID_EXPECTED_JUMP	3		8
IXGBRMLT_BLOCKLEN	10		
IXGBRMLT_CLEN	2C		10
IXGBRMLT_COMMON	0		
IXGBRMLT_COMMONEND	10		
IXGBRMLT_DATARETURNED	3		80
IXGBRMLT_END	2C		
IXGBRMLT_FLAGS	3		
IXGBRMLT_FROMDASD	3		10
IXGBRMLT_FROMINACTIVE	3		20
IXGBRMLT_GMT	1C		
IXGBRMLT_LATEST_VERSION	2C		3
IXGBRMLT_LEN	2C		2C
IXGBRMLT_LENGTH	0		
IXGBRMLT_LOCAL	24		
IXGBRMLT_LOGBLOCK	0		
IXGBRMLT_NEXTOFFSET	C		
IXGBRMLT_RETBLOCKINFO	3		40
IXGBRMLT_RETCODE	4		
IXGBRMLT_RETINFO	10		
IXGBRMLT_RETINFOEND	2C		
IXGBRMLT_RLEN	2C		2C
IXGBRMLT_RSNCODE	8		
IXGBRMLT_START	0		
IXGBRMLT_TIMESTAMPS	1C		
IXGBRMLT_VERSION	2		

Table 295. Cross Reference for IXGBRMLT (continued)

Name	Offset	Hex Tag
IXGBRMLT_1ST_VERSION	2C	1
IXGBRMLT_2ND_VERSION	2C	2
IXGBRMLT_3RD_VERSION	2C	3

## IXGCMPL information

### IXGCMPL programming interface information

IXGCMPL is a programming interface.

### IXGCMPL heading information

<b>Common name:</b>	Complete Exit Parameter List
<b>Macro ID:</b>	IXGCMPL
<b>DSECT name:</b>	CMPL
<b>Owning component:</b>	System Logger (SCLOG)
<b>Eye-catcher ID:</b>	NONE
<b>Storage attributes:</b>	Subpool: 229 Key: Key 0 Residency: Above 16 MB in virtual storage.
<b>Size:</b>	x'0040' bytes CMPL -- X'0040' bytes
<b>Created by:</b>	SCLOG
<b>Pointed to by:</b>	First word in parameter list provided to complete exit.
<b>Serialization:</b>	None required
<b>Function:</b>	Maps parameter list to the Complete Exit interface to SCLOG connected users.

### IXGCMPL mapping

Table 296. Structure CMPL

Offset Dec	Offset Hex	Type	Len	Name (Dim)	Description
0	(0)	STRUCTURE	0	CMPL	Complete exit parameter list
0	(0)	CHARACTER	8	CMPLREQDATA	Request-time user data
8	(8)	SIGNED	4	CMPLRETCODE	Return code. Values are defined in IXGCON.
12	(C)	SIGNED	4	CMPLRSNCODE	Reason code. Values are defined in IXGCON.
16	(10)	BITSTRING	1	CMPLFLAGS(0)	Flags
		1... ....		CMPLCOMPLETED	"X'80'" On => The request is complete, see Cmpl_UserInfo for additional information Off => The request is unknown, Cmpl_UserInfo is not filled in.
17	(11)	CHARACTER	3		Reserved

Table 296. Structure CMPL (continued)

Offset Dec	Offset Hex	Type	Len	Name (Dim)	Description
20	(14)	BITSTRING	46	CMPLUSERINFO(0)	Data presented to the user when Cmpl_Completed is turned on
20	(14)	ADDRESS	4	CMPLANSAREA@	Answer area address for this request
24	(18)	CHARACTER	16	CMPLSTREAMTOKEN	Connect token
40	(28)	CHARACTER	16		Reserved
56	(38)	CHARACTER	1	CMPLEND(0)	End of CMPL
56	(38)	X'38'	0	CMPLLEN	"*-CMPL"

Table 297. Cross Reference for IXGCMPL

Name	Offset	Hex	Tag
CMPL	0		
CMPLANSAREA@	14		
CMPLCOMPLETED	10		80
CMPLEND	38		
CMPLFLAGS	10		
CMPLLEN	38		38
CMPLREQDATA	0		
CMPLRETCODE	8		
CMPLRSNCODE	C		
CMPLSTREAMTOKEN	18		
CMPLUSERINFO	14		

## IXGCON information

### IXGCON programming interface information

IXGCON is a programming interface.

### IXGCON heading information

<b>Common name:</b>	Constants for users of IXG services
<b>Macro ID:</b>	IXGCON
<b>DSECT name:</b>	None
<b>Owning component:</b>	System Logger (SCLOG)
<b>Eye-catcher ID:</b>	None
<b>Storage attributes:</b>	Main Storage: N/A
<b>Size:</b>	0 bytes
<b>Created by:</b>	N/A
<b>Pointed to by:</b>	N/A
<b>Serialization:</b>	None
<b>Function:</b>	Provides a list of constants for users of IXG services.

## IXGCON mapping

Table 298. Structure

Offset Dec	Offset Hex	Type	Len	Name(Dim)	Description
0	(0)	STRUCTURE	0		
Constants for IXG services user return codes					
0	(0)	X'0'	0	IXGRETCODEOK	"0" Service completes successfully
0	(0)	X'4'	0	IXGRETCODEWARNING	"4" Service completes successfully, however a warning condition was encountered
0	(0)	X'8'	0	IXGRETCODEERROR	"8" Service does not complete successfully because an error condition has been encountered
0	(0)	X'C'	0	IXGRETCODECOMPERROR	"12" Service does not complete successfully because a System Logger component error has been encountered
Reason Codes -- IxgRsnCodeOk					
	....	....		IXGRSNCODEOK	"X'00000000" IXGBRWSE, IXGCONN, IXGDELET, IXGIMPRT, IXGINVNT, IXGOFFLD, IXGQUERY, IXGUPDAT and IXGWRITE requests. Explanation: Request processed successfully.
Reason Codes -- IxgRsnCodeWarning (Note that the reason codes are of the form "xxxxYYYY" where "xxxx" is used to contain internal diagnostic information)					
0	(0)	BITSTRING	0	IXGRSNCODEPROCESSEDASYNCH	"X'00000401" IXGWRITE, IXGBRWSE, IXGDELET requests. Explanation: The program specified MODE=ASYNCHNORESPONSE MODE=SYNCECB or MODE=SYNCEXIT and the request must be processed asynchronously. Action: IF MODE=ASYNCHNORESPONSE was specified completion will not be reported. If MODE=SYNCECB was specified, wait for the ECB specified on the ECB parameter to be posted, indicating that the request is complete. If MODE=SYNCEXIT was specified, the system logger will call the connection's completion exit once the request is complete. Check the ANSAA_ASYNC_RETCODE and ANSAA_ASYNC_RSNCODE fields, mapped by IXGANSAA, to determine whether the request completed successfully.
0	(0)	BITSTRING	0	IXGRSNCODEWARNINGDEL	"X'00000402" IXGBRWSE request. Explanation: Environment error. The request completed successfully, but the data requested was deleted from the log stream. The next available data in the log stream in the direction specified is returned. Action: Determine whether this is an acceptable condition for your application. If so, ignore this condition. If not, provide serialization or some other installation protocol to prevent deletes from being performed by other applications on the log stream during a browse session.

Table 298. Structure (continued)

Offset Dec	Offset Hex	Type	Len	Name (Dim)	Description
0	(0)	BITSTRING	0	IXGRSNCODEWARNINGGAP	"X'00000403'" IXGBRWSE request. Explanation: Environment error. The request completed successfully, but the data requested was unreadable. The next readable data in the log stream in the specified direction is returned. This condition could be caused by either an I/O error while attempting to read a log data set or a log data set deleted without using logger interfaces. Action: The action necessary is completely up to the application, depending on how critical your data is. You can do one of the following: # Accept this condition and continue reading. # Stop processing the log all together. # Attempt to get the problem rectified, if possible, and then attempt to re-read the log data. This could also be a VSAM Shareoptions problem.
0	(0)	BITSTRING	0	IXGRSNCODEDISCONNECTINPROGRESS	"X'00000404'" IXGCONN request. Explanation: Environment error. The disconnect request is being completed asynchronously. The application has been disconnected from the log stream and the stream token is no longer valid. Action: The log stream cannot be deleted until the asynchronous portion of the disconnect processing completes.
0	(0)	BITSTRING	0	IXGRSNCODEWARNINGLOSSOFDATA	"X'00000405'"  IXGWRITE and IXGBRWSE requests. Explanation: Environment error. For an IXGBRWSE request: returned for READCURSOR, START OLDEST and RESET OLDEST requests. For READCURSOR: A log block has been returned, but there may be log blocks permanently missing between this log block and the one previously returned. For START OLDEST and RESET OLDEST: the oldest log blocks in the log stream may be permanently missing, the browse cursor is set at the oldest available log block. This condition occurs when a system and coupling facility fail and not all of the log data in the log stream could be recovered. For an IXGWRITE request: the request was successful however the log stream has previously lost log blocks. This condition occurs when a system and coupling facility fail and not all of the log data in the log stream could be recovered. Failures affecting both the primary log data and the duplexed copy likely caused the loss of data condition Action: If your application cannot tolerate any data loss, stop issuing system logger services to this log stream, disconnect from the log stream, and reconnect to a new, undamaged log stream. You can continue using the log stream if your applications can tolerate data loss.
0	(0)	BITSTRING	0	IXGRSNCODECONNECTREBUILD	"X'00000406'" IXGCONN request. Explanation: Environment error. The connect request was successful, but the log stream is temporarily unavailable because a coupling facility structure re-build is in progress. Action: Listen to the ENF signal 48, which will indicate either that the log stream is available because the re-build completed successfully or that the log stream is not available because the re-build failed. In the meantime, do not attempt to issue system logger services against the log stream.
0	(0)	BITSTRING	0	IXGRSNCODECONNPossibleLossOfData	

Table 298. Structure (continued)

Offset Dec	Offset Hex	Type	Len	Name (Dim)	Description
					"X'00000407'" IXGCONN and IXGWRITE request. Explanation: Environment error. The request was successful, but there may be log blocks permanently missing between this log block and the one previously returned. This condition occurs when a system or coupling facility fails and not all of the data in the log stream could be recovered. Action: If your application cannot tolerate any data loss, stop issuing system logger services to this log stream, disconnect from the log stream, and reconnect to a new, undamaged log stream. You can continue using the log stream if your applications can tolerate data loss.
0	(0)	BITSTRING	0	IXGRSNCODESDIRECTORYFULLWARNING	"X'00000408'" IXGWRITE, IXGCONN & IXGIMPRT requests. Explanation: Environment error. The request was successful, but the log stream's DASD data set directory is full. System logger cannot offload any further data from the coupling facility structure to DASD. The system logger will continue to process IXGWRITE requests until this log stream's portion of the coupling facility structure becomes full. Action: Either delete enough data from the log stream to free up space in the log stream's data set directory so that offloading can occur or disconnect from the log stream.
0	(0)	BITSTRING	0	IXGRSNCODEWOWWARNING	"X'00000409'" IXGWRITE, IXGCONN and IXGIMPRT requests. Explanation: Environment error. The request was successful, but an error condition was detected by a previous offload of log data. System logger may not be able to offload any further data from the interim storage (e.g. coupling facility structure) to DASD. The system logger will continue to process IXGWRITE requests until this log stream's portion of the coupling facility structure or the staging data set becomes full. Action: Quiese activity against this log stream and disconnect. Connect to another log stream. Check log for message IXG301I to determine the cause of the error. If error was related to your installation, correct the error. Otherwise, search problem reporting data bases for a fix for the problem. If no fix exists, contact the IBM Support Center.
0	(0)	BITSTRING	0	IXGRSNCODEDUPLEXFAILUREWARNING	

Table 298. Structure (continued)

Offset Dec	Offset Hex	Type	Len	Name(Dim)	Description
					"X'0000040A'" IXGWRITE & IXGIMPRT requests. Explanation: Environment error. The request was successful, but system logger was unable to duplex log data to staging data sets as requested, even though the log stream definition requested unconditional duplexing to staging data sets by specifying the log stream attributes: STG_DUPLEX(YES) DUPLEXMODE(UNCOND). This warning reason is provided on IXGWRITE & IXGIMPRT requests when DUPLEXMODE(UNCOND) is specified and when Logger is unable to obtain a staging data set to duplex the log data. Therefore, the Logger duplexing is being done in local buffers (data space). Action: For DUPLEXMODE(UNCOND), if duplexing to staging data sets is required, disconnect from this log stream and connect to a log stream that can be duplexed to staging data sets.
0	(0)	BITSTRING	0	IXGRSNCODERMNOTCONNECTED	"X'0000040B'" IXGDELET request. Explanation: Environment error. The log stream is identified as being managed by a resource manager (RMNAME is specified in the active system logger couple data set policy). However, at the time of the delete request, the resource manager was not connected to the log stream and FORCE=NO was specified on the request. Delete requests are only honored on this system if the resource manager is also connected when delete requests are being monitored. Action: Start the resource manager on this system so that it can connect to the log stream and participate in the delete process OR specify FORCE=YES on the corresponding IXGDELET request
0	(0)	BITSTRING	0	IXGRSNCODERMOVERRIDEOK	"X'0000040C'" IXGDELET request. Explanation: The caller's delete request was overridden by the corresponding resource manager exit. The override information was successfully processed
0	(0)	BITSTRING	0	IXGRSNCODERMNOBLOCK	"X'0000040D'" IXGDELET request. Explanation: Program error. For an IXGDELET request, the block identifier does not exist in the log stream. Either the value provided was never a valid location within the log stream or a prior IXGDELET request deleted the portion of the log stream it referenced. This warning only occurs if a resource manager overrides the caller-specified block id. Action: Ensure that the value provided references an existing portion of the log stream.

Table 298. Structure (continued)

Offset Dec	Offset Hex	Type	Len	Name(Dim)	Description
0	(0)	BITSTRING	0	IXGRSNCODERMBADGAP	"X'0000040E'" IXGDELET request. Explanation: Environment error. The request failed because the requested log data was unreadable. This condition could be caused by either an I/O error while attempting to read a log data set or a log data set deleted without using the IXGDELET interface. Action: For an IXGDELET request, the block identifier of the first accessible block toward the youngest data in the log stream is returned in the ANSAA_GAPS_NEXT_BLKID field in the answer area mapped by the IXGANSAA macro. If appropriate, re-issue the IXGDELET request using this block identifier. This warning only occurs if a resource manager overrides the caller-specified block id. This could also be a VSAM Shareoptions problem.
0	(0)	BITSTRING	0	IXGRSNCODERMEOFGAP	"X'0000040F'" IXGDELET request. Explanation: Environment error. The request prematurely reached the beginning or the end of the log stream. The portion of the log stream from the requested log data to either the beginning or the end of the log stream (depending on the direction of the read) was unreadable. This condition may be caused by either an I/O error while trying to read a log data set, or a log data set deleted without using the IXGDELET interface. Action: The action necessary is completely up to the application depending on how critical your data is. You can do one of the following: # Accept this condition and continue reading. # Stop processing the log all together. # Attempt to get the problem rectified, if possible, and then attempt to re-read the log data. This warning only occurs if a resource manager overrides the caller-specified block id. This could also be a VSAM Shareoptions problem.
0	(0)	BITSTRING	0	IXGRSNCODERMLOSSOFDATAGAP	"X'00000410'" IXGDELET request. Explanation: Environment error. The requested log data referenced a section of the log stream where log data is permanently missing. This condition occurs when a system or coupling facility is in recovery due to a failure, but not all of the log data in the log stream could be recovered. Action: If your application cannot tolerate any data loss, stop issuing system logger services to this log stream, disconnect from the log stream, and reconnect to a new, undamaged log stream. You can continue using the log stream if your applications can tolerate data loss. This warning only occurs if a resource manager overrides the caller-specified block id. This could also be a VSAM Shareoptions problem.



Table 298. Structure (continued)

Offset Dec	Offset Hex	Type	Len	Name(Dim)	Description
0	(0)	BITSTRING	0	IXGRSNCODERMABENDED	"X'00000411'" IXGDELET request. Explanation: Program error. While the resource manager was in control, it abended and it percolated to the System Logger. No log data were deleted. Action: Correct the resource manager exit.
0	(0)	BITSTRING	0	IXGRSNCODERMDISABLED	"X'00000412'" IXGDELET request. Explanation: Environment error. The log stream is identified as being managed by a resource manager (RMNAME is specified in the active system logger couple data set policy). The resource manager is connected to the log stream but is disabled due to an abend from which it did not recover successfully (by percolating to the system logger recovery environment). Action: Cancel the resource manager address space, correct the problem in the exit and restart the resource manager address space OR specify FORCE=YES on the corresponding IXGDELET request
0	(0)	BITSTRING	0	IXGRSNCODERMINVALIDBLOCKID	"X'00000413'" IXGDELET request. Explanation: Program error. For an IXGDELET request, the resource manager exit returned an override blockid that is greater than the block id specified on the original IXGDELET request. Action: Ensure that the value returned from the resource manager exit is less than or equal to the specified on the corresponding IXGDELET request.
0	(0)	BITSTRING	0	IXGRSNCODERMSTOPPEDDELETE	"X'00000414'" IXGDELET request. Explanation: The resource manager does not allow any log blocks to be deleted by this IXGDELET request. Action: Determine why the resource manager is prohibiting deletes. Specify FORCE=YES to stop the resource manager exit from stopping the delete request
0	(0)	BITSTRING	0	IXGRSNCODERMBADRETCODE	"X'00000415'" IXGDELET request. Explanation: The resource manager provided an invalid return code in register 15. Acceptable values are 0, 4 and 8. Action: Determine why the resource manager is returning an unsupported return code
0	(0)	BITSTRING	0	IXGRSNCODEWARNINGMULTIBLOCK	

Table 298. Structure (continued)

Offset Dec	Offset Hex	Type	Len	Name(Dim)	Description
					"X'00000416'" IXGBRWSE request. Explanation: Environment error. The request completed successfully, meaning some log block data was returned, but at least one of the log blocks returned in the buffer area encountered a warning return code condition. The fields Ixgbrmlt_RetCode and Ixgbrmlt_RsnCode can be checked as the log blocks are processed to determine which log block(s) encountered the warning condition. Action: The action necessary is completely up to the application, depending on how critical your data is. You can do one of the following: # Accept this condition and continue reading. # Stop processing the log all together. # Attempt to get the problem rectified, if possible, and then attempt to re-read the log data.
0	(0)	BITSTRING	0	IXGRSNCODEMULTIBLOCKERRORWARNING	
					"X'00000417'" IXGBRWSE request. Explanation: Environment error. The request completed successfully, meaning some log block data was returned, but an error condition was encountered while attempting to read more data. For this reason code, there will be one more Ixgbrmlt area in the buffer than log blocks (Ixgbrmhd_NumLogBlocks). Use Ixgbrmhd_LastBrmltOffset to get to the last Ixgbrmlt area and use fields Ixgbrmlt_RetCode and Ixgbrmlt_RsnCode to determine the error condition that was encountered. An example of this condition is when some log block data is returned and an end of the log stream (eof) condition occurs. Action: The action necessary is completely up to the application, depending on how critical your data is. You can do one of the following: # Accept this condition and continue reading. # Stop processing the log all together. # Attempt to get the problem rectified, if possible, and then attempt to re-read the log data.
0	(0)	BITSTRING	0	IXGRSNCODEUPDATENEWNAMEWARNING	

Table 298. Structure (continued)

Offset Dec	Offset Hex	Type	Len	Name(Dim)	Description
					<p>"X'00000418'" IXGINVNT request.  Explanation: Environment error.  Request to update the log stream with a new stream name processed successfully. However, at least one log stream staging data set was not renamed due to an IDCAMS ALTER error. Action: Notify the System Programmer and check for any IXG251I hard-copy messages and see the system programmer response for the message identifier that is included in message IXG251I. Logger message IXG277E will also be issued. Refer to "z/OS DFSMS Access Method Services for Catalogs" for the IDCAMS return code information and correct the condition that caused the error. If a staging data set is migrated, then the IXG251I messages may indicate that the data set is a "NONVSAM" type entry for the cluster. Migrated staging data sets for the log stream must first be recalled prior to submitting the NEWSTREAMNAME update request as Logger does not attempt to rename migrated data sets. The staging data set will need to be renamed by the System Programmer. After correcting the error condition, the System Programmer should submit the necessary IDCAMS ALTER entryname NEWNAME() job to get the existing log stream staging data set name updated to match the new stream name change. This will need to be done prior to defining a new instance of a log stream that uses the same name as the log stream identified in this message. Failure to get the staging data set renamed correctly can result in a "loss of data" condition when a connection occurs for the log stream that was renamed. If unable to identify the</p> <p>problem source or correct the error, then contact the IBM Support Center. If you received this reason code from IXCMIAPU, see message IXG445E.</p>
Reason Codes -- IxgRetCodeError (Note that the reason codes are of the form "xxxxYYYY" where "xxxx" is used to contain internal diagnostic information)					

Table 298. Structure (continued)

Offset Dec	Offset Hex	Type	Len	Name(Dim)	Description
0	(0)	BITSTRING	0	IXGRSNCODEBADPARMLIST	"X'00000801'" IXGCONN, IXGWRITE, IXGIMPRT, IXGBRWSE, IXGDELET & IXGINVNT IXGQUERY, IXGOFFLD, IXGUPDAT requests. Explanation: Program error. The parameter list is invalid. Either the parameter list storage is inaccessible, an invalid version of the macro was used or MF=(E,NOCHECK) or MF=(M,NOCHECK) options used to construct the parameter list and conflicting parameters specified. For example: AUTH=READ, IMPORTCONNECT=YES Action: Ensure that the storage area for the parameter list is accessible to the system logger for the duration of the request, and that the macro version is correct. The parameter list storage must be addressable in the caller's primary address space and in the same key as the caller. Insure that a valid parmeter list is constructed when specifying the NOCHECK option
0	(0)	BITSTRING	0	IXGRSNCODEXESERROR	"X'00000802'" IXGCONN, IXGWRITE, IXGINVNT, IXGBRWSE, IXGDELET, IXGUPDAT, IXGOFFLD, IXGQUERY, IXGIMPRT, IXGUPDAT Explanation: System error. A severe cross-system extended services (XES) error has occurred. Action: See ANSAA_DIAG1 for the XES return code and ANSAA_DIAG2 for the XES reason code.
0	(0)	BITSTRING	0	IXGRSNCODEBADBUFFER	"X'00000803'" IXGWRITE, IXGBRWSE, IXGIMPRT and IXGQUERY requests. Explanation: Program error. The virtual storage area specified on the BUFFER or BUFFER64 paramete is not addressable. On IXGBRWSE ReadCursor MultiBlock requests, the BUFFER or BUFFER64 address must be on a word boundary. Action: Ensure that the storage area specified on the BUFFER or BUFFER64 parameter is accessible to system logger for the duration of the request. If the BUFFKEY parameter is specified, make sure it contains a valid key associated with the storage area. If BUFFKEY is not used, ensure that the storage is in the same key as the program at the time the logger service was requested. The storage must be addressable in the caller's primary address space. For IXGBRWSE ReadCursor MultiBlock requests, put the BUFFER or BUFFER64 address on a word boundary.
0	(0)	BITSTRING	0	IXGRSNCODENOBLOCK	"X'00000804'" IXGBRWSE & IXGDELET requests. Explanation: Program error. For an IXGBRWSE request, the block identifier or time stamp does not exist in the requested view of the log stream. If the SEARCH parameter was specified on a START request, the time stamp is greater than any block in the log stream. For an IXGDELET request, the block identifier does not exist in the log stream. Either the value provided was never a valid location within the log stream or a prior IXGDELET request deleted the portion of the log stream it referenced. Action: Ensure that the value provided references an existing portion of the log stream.

Table 298. Structure (continued)

Offset Dec	Offset Hex	Type	Len	Name(Dim)	Description
0	(0)	BITSTRING	0	IXGRSNCODEALLOCERROR	<p>"X'00000005'" IXGINVNT request.</p> <p>Explanation: Environment error. The system encountered a severe dynamic allocation (SVC 99) error while processing data sets related to the log stream. If you have received this reason code while running a job that uses the IXCMIAPU utility, then messages IXG002E and IXG003I will appear in your joblog. Investigating the diag fields in IXG003I may be helpful. IXG003I is documented in "z/OS MVS System Messages, Vol 10 (IXC-IZP)". If your application has received this reason code from the IXGINVNT macro, follow the action steps below.</p> <p>Action: IXGINVNT returns information about the error in the answer area, mapped by IXGANSAA. Investigate the meaning of ANSAA_Diag1 and ANSAA_Diag2. ANSAA_Diag1 contains either an internal logger return code or the contents of the 4 byte field S99ERSN. More information on internal logger return codes and S99ERSN appears below. ANSAA_Diag2 contains either the contents of the 4 byte field S99ERSN or the contents of the 2 byte field S99ERROR followed by the 2 byte field S99INFO. More information on these fields appears below. S99ERSN, S99ERROR and S99INFO are fields in the IEFZB4D0 control block that logger uses to communicate with dynamic allocation. If you receive any one of the following internal logger return codes in ANSAA_Diag1, contact IBM: x'04', x'10', x'14', x'1C'.</p> <p>S99ERROR is documented in section "Interpreting Error Reason Codes from DYNALLOC" of the "MVS Authorized Assembler Services Guide". S99ERSN is documented in section "S99RBX fields" of the "MVS Authorized Assembler</p>

Table 298. Structure (continued)

Offset Dec	Offset Hex	Type	Len	Name(Dim)	Description
					Services Guide". S99INFO is documented in section "Interpreting Information Reason Codes from DYNALLOC" of the "MVS Authorized Assembler Services Guide". After you have researched the meaning of S99ERROR, S99ERSN and S99INFO, you may be able to find even more information about the meaning of S99ERSN by looking up a DFSMS message whose ID is IGDxxxx. You can compute xxxx: It is the value found in S99ERSN, converted to decimal. The documentation for this IGDxxxx message gives the meaning of the value found in S99ERSN, even if the DFSMS message does not appear in syslog. Not all values of S99ERSN map to an IGDxxxx message. Here are some examples of S99ERSN values and the related message ID: If S99ERSN is x'00042CF', the DFSMS message ID would be IGD17103. Sometimes zeros must be inserted after IGD. For example, if S99ERSN is x'00003F6', the DFSMS message ID would be IGD01014. IGD messages are documented in "MVS System Messages, Vol 8 (IEF-IGD)". Look in syslog for any messages that were issued near the time your application invoked the IXGINVNT macro. Look for messages that begin with IXG. Messages of interest will often have 2 message IDs, where the first message ID is IXG251I, and the second begins with IGD, IDC, IKJ, IEF or ICH. If message IXG263E was issued, follow the actions documented for that message. If the problem persists, search problem reporting data bases for a fix for the problem. If no fix exists, contact the IBM Support Center.
0	(0)	BITSTRING	0	IXGRSNCODEBADSTMTOKEN	"X'00000806'" IXGCONN, IXGWRITE, IXGIMPRT, IXGBRWSE, IXGDELET, IXGQUERY, IXGOFFLD, IXGUPDAT requests. Explanation: Program error. One of the following occurred: # The stream token was not valid. # The specified request was issued from an address space other than the connector's address space. Action: Do one of the following: # Make sure that the stream token specified is valid. # Ensure that IXGWRITE, IXGBRWSE and IXGDELET requests were issued from the connector's address space.
0	(0)	BITSTRING	0	IXGRSNCODEBADBRWTOKEN	"X'00000807'" IXGBRWSE request. Explanation: Program error. The browse token specified is not valid. Action: Ensure that the browse token being passed to the IXGBRWSE service is the same one returned from the IXGBRWSE REQUEST=START function.
0	(0)	BITSTRING	0	IXGRSNCODEIOERROR	"X'00000808'" IXGINVNT requests. Explanation: System error. A severe log data set I/O error has occurred. Action: Contact the IBM Support Center. Provide the return and reason code.

Table 298. Structure (continued)

Offset Dec	Offset Hex	Type	Len	Name(Dim)	Description
0	(0)	BITSTRING	0	IXGRSNCODEBADWRITESIZE	"X'00000809'" IXGWRITE & IXGIMPRT requests. Explanation: Program error. The size of the log block specified in the BLOCKLEN parameter is not valid. The value for BLOCKLEN must be greater than zero and less than or equal to the maximum buffer size (MAXBUFSIZE) defined in the active system logger couple data set policy for the log stream or for the structure associated with this log stream. Action: Ensure that the value specified on the BLOCKLEN parameter is greater than 0 and less than or equal to the MAXBUFSIZE which is returned on the log stream connect request.
0	(0)	BITSTRING	0	IXGRSNCODEREQUESTLOCKED	"X'0000080A'" IXGCONN, IXGWRITE, IXGIMPRT, IXGBRWSE, IXGDELET, IXGINVNT, IXGQUERY, IXGOFFLD, IXGUPDAT requests. Explanation: Program error. The program issuing the request is holding a lock. Action: Ensure that the program issuing the request is not holding a lock.
0	(0)	BITSTRING	0	IXGRSNCODENOSTREAM	"X'0000080B'" IXGCONN & IXGINVNT requests. Explanation: Program error. The log stream name specified has not been defined in the active system logger couple data set policy. Action: Ensure that the required log stream name has been defined in the active system logger couple data set policy. If the definition appears to be correct, ensure that the application is passing the correct log stream name to the service. If you received this reason code from IXCMIAPU, see message IXG017E.
0	(0)	BITSTRING	0	IXGRSNCODESTAGINGALLOCERROR	"X'0000080C'" IXGCONN requests. Explanation: Environment error. The system encountered a severe dynamic allocation error with the staging data set. ANSAA_DIAG2 of the answer area contains either the dynamic allocation error code, SMS reason code, or media manager reason code. For more information about the error, check for either message IXG251I, which is issued for data set allocation errors, or check for messages issued by the access method. Action: If the problem persists, search problem reporting data bases for a fix for the problem. If no fix exists, contact the IBM Support Center.

Table 298. Structure (continued)

Offset Dec	Offset Hex	Type	Len	Name(Dim)	Description
0	(0)	BITSTRING	0	IXGRSNCODENOSAFAUTH	<p>"X'0000080D'" IXGCONN and IXGINVNT requests. Explanation: Environment error. The user does not have correct SAF authorization for the request. # If the request was IXGCONN, either the caller is not authorized to connect to the log stream or the caller specified AUTH=WRITE when connecting to a log stream with only READ authority. # If the request was IXGINVNT, the caller is not authorized for one of the following: # The log stream being updated or defined. 1@PGD # The log stream named on the NEWSTREAMNAME parameter. # The structure specified. # The structure extracted from the log stream named on the LIKE parameter. # The log stream name or logger structure name on a definition check (CHECKDEF) request (or on an IXCMIAPU utility LIST option). # Requesting ZAI=YES for the log stream. Action: Logger returns information about the error in the answer area, mapped by IXGANSAA. Investigate the meaning of ANSAA_Diag1, ANSAA_Diag2 and ANSAA_Diag4. ANSAA_Diag1 contains the RACF or installation exit return code from the RACROUTE REQUEST=AUTH macro. ANSAA_Diag2 contains the RACF or installation exit reason code from the RACROUTE REQUEST=AUTH macro. ANSAA_Diag4 contains the SAF return code from the RACROUTE REQUEST=AUTH macro. Information on the RACROUTE macro can be found in publication "z/OS Security Server RACROUTE Macro Reference". Do one of the following: # For an IXGCONN request, either define UPDATE SAF authorization to the log stream or specify AUTH=READ. If authorization was already defined, then either it needs to be changed to allow UPDATE access to the log stream or the application must be changed to specify AUTH=READ. # For an IXGINVNT request, define SAF authorization for any log streams and structures specified. If the ZAI keyword is provided, then ensure the appropriate access is established for using it. If you received this reason code from IXCMIAPU, see message IXG033E.</p>
0	(0)	BITSTRING	0	IXGRSNCODESTREAMDEFINED	<p>"X'0000080E'" IXGINVNT request. Explanation: Program error. The log stream name specified on a define request or the new log stream name on an update request had already been defined in the active system logger inventory couple data set. Action: Do one of the following: # Use the existing definition for the log stream. # Change the name of the log stream being defined on a define request or the new stream name for an update request. # Delete the existing log stream definition from the inventory and then re-issue the IXGINVNT request to re-define it. If you received this reason code from IXCMIAPU, see message IXG012E.</p>



Table 298. Structure (continued)

Offset Dec	Offset Hex	Type	Len	Name (Dim)	Description
0	(0)	BITSTRING	0	IXGRSNCODEBADBUFSIZE	"X'00000080F'" IXGBRWSE, IXGQUERY requests. Explanation: Program error. Here, 'BUFFER' can mean either the BUFFER or BUFFER64 keyword. The buffer specified on the BUFFER parameter is not large enough to contain the data being returned. For IXGBRWSE, the buffer area is not large enough to contain the next log block in the logstream. No log block data is returned. For IXGQUERY, the buffer area must be at least as large as the length of the IXGQBUF or IXGQZBUF mapping macro (based on the query request). Action: Obtain a buffer large enough to hold the data being returned and redrive the request. For IXGBRWSE, obtain a buffer of at least the length returned in the BLKSIZE parameter, then re-issue the request. For IXGQUERY, obtain a buffer the length of IXGQBUF or IXGQZBUF (as appropriate) and redrive the request.
0	(0)	BITSTRING	0	IXGRSNCODESTREAMINUSE	"X'000000810'" IXGINVNT requests. Explanation: Environment error. You cannot alter or delete a log stream while an application is connected to it. Some attributes can be updated while there are connections provided the appropriate active primary system logger CDS and release levels are in effect. Action: Re-issue the request when there are no active connections to the log stream. Or move to the appropriate release and system logger CDS format level. If you received this reason code from IXCMIAPU, see message IXG014E.
0	(0)	BITSTRING	0	IXGRSNCODEBADSTRNAME	"X'000000811'" IXGCONN, IXGINVNT requests. Explanation: Environment error. The structure name specified on the STRUCTNAME parameter is not defined in the CFRM policy. Action: Make sure that the structure you want to specify is defined in the CFRM policy. Note: No longer returned as of z/OS 1/5.
0	(0)	BITSTRING	0	IXGRSNCODELOGSTREAMRECOVERYFAILED	"X'000000812'" IXGCONN request. Explanation: Environment error. The log stream could not be recovered so the connection attempt failed. The system issues message IXG210E and/or IXG211E along with message IXG231I providing further information about the error. Action: If the problem persists, search problem reporting data bases for a fix for the problem. If no fix exists, contact the IBM Support Center.
0	(0)	BITSTRING	0	IXGRSNCODELOGSTREAMDELETED	"X'000000813'" IXGCONN request. Explanation: Environment error. The request to connect to the specified log stream failed because the log stream is being deleted. Action: Re-define the log stream in the active system logger couple data set policy and then re-issue the connect request.

Table 298. Structure (continued)

Offset Dec	Offset Hex	Type	Len	Name(Dim)	Description
0	(0)	BITSTRING	0	IXGRSNCODENOTAVAILFORIPL	"X'00000814'" IXGCONN, IXGWRITE, IXGIMPRT, IXGBRWSE, IXGDELET, IXGINVNT, IXGQUERY, IXGOFFLD, IXGUPDAT requests. Explanation: Environment error. The system logger address space is not available for the remainder of this IPL. The system issues messages about this error during system logger initialization. Action: See the explanation for system messages issued during system logger initialization.
0	(0)	BITSTRING	0	IXGRSNCODENOTENABLED	"X'00000815'" IXGCONN, IXGWRITE, IXGIMPRT, IXGBRWSE, IXGDELET, IXGINVNT, IXGQUERY, IXGOFFLD, IXGUPDAT requests. Explanation: Program error. The program issuing the request is not enabled for I/O and external interrupts, so the request fails. Action: Make sure the program issuing the request is enabled for I/O and external interrupts.
0	(0)	BITSTRING	0	IXGRSNCODEBADANSLEN	"X'00000816'" IXGCONN, IXGWRITE, IXGIMPRT, IXGBRWSE, IXGDELET, IXGINVNT, IXGQUERY, IXGOFFLD, IXGUPDAT requests. Explanation: Program error. The answer area length (ANSLEN parameter) is not large enough. The system logger returned the required size in the Ansa_Preferred_Size field of the answer area, mapped by IXGANSAA macro. Action: Re-issue the request, specifying an answer area of the required size.
0	(0)	BITSTRING	0	IXGRSNCODEBADANSAREA	"X'00000817'" IXGWRITE, IXGIMPRT, IXGQUERY, IXGBRWSE, IXGDELET & IXGINVNT IXGOFFLD, IXGUPDAT requests. Explanation: Program error. The storage area specified on the ANSAREA parameter cannot be accessed. This may occur after the system logger address space has terminated. Action: Specify storage that is in the caller's primary address space and in the same key as the calling program at the time the system logger service was issued. This storage must be accessible until the request completes.
0	(0)	BITSTRING	0	IXGRSNCODEBADBLOCKIDSTOR	"X'00000818'" IXGWRITE & IXGBRWSE requests. Explanation: Program error. The storage area specified by BLOCKID cannot be accessed. Action: Ensure that the storage area is accessible to system logger for the duration of the request. The storage must be addressable in the caller's primary address space and in the same key as the caller.
0	(0)	BITSTRING	0	IXGRSNCODESRBMODE	"X'00000819'" IXGCONN, IXGIMPRT, & IXGINVNT IXGQUERY, IXGOFFLD, IXGUPDAT requests. Explanation: Program error. The calling program is in SRB mode, but task mode is the required dispatchable unit mode for this system logger service. Action: Make sure the calling program is in task mode.

Table 298. Structure (continued)

Offset Dec	Offset Hex	Type	Len	Name(Dim)	Description
0	(0)	BITSTRING	0	IXGRSNCODEMAXSTREAMCONN	"X'0000081A'" IXGCONN & IXGINVNT requests. Explanation: Environment error. This system has reached the limit for the maximum number of log streams that can be concurrently active. One of the following is true: - The limit of 16,384 concurrently active DASDONLY log streams per system has been reached. For this case, the Answer Area field DIAG1 will contain 16,384. - Either the PRODUCTION or TEST GROUP can not connect to any more log streams. Message IXG075E or IXG076I is issued. In this case, the Answer Area field DIAG1 will contain the number of structures that are in use for this GROUP. - The TEST GROUP has previously failed and a request has been made to define a logstream with GROUP(TEST). Message IXG074I has been previously issued. In this case, the Answer Area field DIAG1 will contain 0. - A Log stream delete can not be processed because Logger needs to perform an internal connect to the Log stream to complete the delete but no more connections are allowed. Action: Your work load may need to be planned to either consolidate log streams or balance system activity such that fewer log streams are needed during this time frame.
0	(0)	BITSTRING	0	IXGRSNCODEPRIMARYNOTHOME	"X'0000081B'" IXGCONN, IXGINVNT, IXGQUERY requests. Explanation: Program error. The primary address space does not equal the home address space. Action: Make sure that the primary address space equals the home address space when issuing this system logger service.
0	(0)	BITSTRING	0	IXGRSNCODENOTAUTHFUNC	"X'0000081C'" IXGWRITE, IXGDELET, IXGOFFLD, IXGUPDAT, IXGQUERY, and IXGBRWSE requests. Explanation: Program error. The program either connected to the log stream with the AUTH=READ parameter and then tried to delete or write data, or used another log stream access service requiring an AUTH=WRITE connection. Or the program connected to the log stream with the AUTH=WRITE parameter and was granted limited access (i.e. write only log data and disconnect) as per the defined security access profiles, and then tried to perform a log stream access service other than IXGWRITE, or IXGCONN (to disconnect). Action: Issue the IXGCONN service with AUTH=WRITE authority and then re-issue this request. When AUTH=WRITE was already used when the error was encountered, then check with your installation's security administrator on obtaining the appropriate access to the log stream.

Table 298. Structure (continued)

Offset Dec	Offset Hex	Type	Len	Name (Dim)	Description
0	(0)	BITSTRING	0	IXGRSNCODERMNAMEBADSTATE	"X'0000081D'" IXGCONN requests Explanation: Program error. The program is attempting to connect to the log stream with the RMNAME keyword specified but is not executing system key, supervisor state. Action: Change to system key, supervisor state before issuing the connect request
0	(0)	BITSTRING	0	IXGRSNCODEXESSTRNOTAUTH	"X'0000081E'" IXGCONN and IXGINVNT requests. Explanation: Environment Error. The system logger address space does not have access authority to the coupling facility structure associated with the log stream specified. Action: Make sure the system logger address space has SAF access to the structure.
0	(0)	BITSTRING	0	IXGRSNCODEXCDSERROR	"X'0000081F'" IXGINVNT, IXGCONN and IXGDELET requests. Explanation: System error. System logger encountered an internal problem while processing the active system logger couple data set. Action: Contact the IBM Support Center. Provide the return and reason code and the contents of the answer area (ANSAREA field).
0	(0)	BITSTRING	0	IXGRSNCODEBADMODELCONN	"X'00000820'" IXGCONN request. Explanation: Program error. The program issued an IXGCONN request to connect to a log stream that was defined as a model in the active system logger couple data set policy. You cannot connect to a model log stream. Action: Either change the definition of the specified structure so that it is not a model, or else request connection to a different log stream that is not a model.
0	(0)	BITSTRING	0	IXGRSNCODEDSPCREATEFAILED	"X'00000821'" IXGINVNT request. Explanation: System error. A data space create failed during logger inventory processing. If you have received this reason code while running a job that uses the IXCMIAPU utility, then messages IXG002E and IXG003I will appear in your joblog. Investigating the diag fields in IXG003I may be helpful. Message IXG003I is documented in "z/OS MVS System Messages, Vol 10 (IXC-IZP)". If your application has received this reason code from the IXGINVNT macro, follow the action steps below. Action: IXGINVNT returns information about the error in the answer area, mapped by IXGANSAA. Investigate the meaning of ANSAA_Diag1 and ANSAA_Diag2. ANSAA_Diag1 contains the return code from the DSPSERV macro. ANSAA_Diag2 contains the reason code from the DSPSERV macro. The DSPSERV macro's return and reason codes are documented in "z/OS MVS Assembler Services Reference ABE-HSP".
0	(0)	BITSTRING	0	IXGRSNCODEBADHLQ	"X'00000822'" IXGINVNT request. Explanation: Program error. The high level qualifier specified on the HLQ parameter was incorrect. Action: Specify a valid high level qualifier and re-issue the request.

Table 298. Structure (continued)

Offset Dec	Offset Hex	Type	Len	Name(Dim)	Description
0	(0)	BITSTRING	0	IXGRSNCODENOINVRECSpace	<p>"X'00000823'" IXGINVNT request.  Explanation: Environment error.  Either the active primary system logger couple data set cannot be updated because the maximum number of entries for the specified type has already been reached. Or the IXGINVNT request attempted to identify a structure name but a single-system scope policy is active on the system where the IXGINVNT request was processed. Action: Depends upon the scope of the active primary system logger CDS where the IXGINVNT request is being processed: -For a single-system scope (LOGRY or LOGRZ) CDS: # Ensure the request does not include any structure name. -For either the sysplex scope LOGR CDS or single-system scope LOGRY/LOGRZ CDS when a maximum number of entries has been reached, you can either delete unused entries in the current active system logger CDS, or format a larger one and bring it in as the active CDS. To bring in a new, larger one: # Format a new system logger couple data set for the same DATA TYPE using the IXCL1DSU utility specifying a sufficient increase for the constrained entries. Increase the allowed number of entries on the LSR parameter (for log stream entries) or the LSTRR parameter (for coupling facility structure entries when using a LOGR CDS). # PSWITCH the current alternate couple data set to primary. Refer to the SETXCF C,TYPE=datatype,PSWITCH command. # Add the newly formatted couple data set as the new alternate. Refer to the SETXCF C,TYPE=datatype,ACOUPLE(...) command. # PSWITCH this newly formatted couple data set from alternate to primary. # Format and</p> <p>add another alternate couple data set with a sufficient number of entries. If you received this reason code from IXCMIAPU, see message IXG010E.</p>
0	(0)	BITSTRING	0	IXGRSNCODEMAXSTREAMSTR	<p>"X'00000824'" IXGINVNT request.  Explanation: Program error. A program issued IXGINVNT to associate a structure with a log stream, but the maximum number of log streams allowed (as defined on the LOGSNUM parameter) has been reached for the specified structure. Action: Either specify a structure that has not reached its LOGSNUM limit, or specify a larger LOGSNUM value on the definition for the structure. If you received this reason code from IXCMIAPU, see message IXG011E.</p>

Table 298. Structure (continued)

Offset Dec	Offset Hex	Type	Len	Name(Dim)	Description
0	(0)	BITSTRING	0	IXGRSNCODESTRDEFINED	"X'00000825'" IXGINVNT request. Explanation: Program error. The structure specified on the IXGINVNT request is already defined in the LOGR inventory couple data set. Action: Either use the existing structure definition, change the name of the structure being defined or delete the existing structure and re-define it. If you received this reason code from IXCMIAPU, see message IXG013E.
0	(0)	BITSTRING	0	IXGRSNCODEBADLOGSNUM	"X'00000826'" IXGINVNT request. Explanation: Program error. The LOGSNUM value specified for a structure definition was not within the valid range between 1 and 512. Action: Change the LOGSNUM value to be within the valid range. If you received this reason code from IXCMIAPU, see message IXG016E.
0	(0)	BITSTRING	0	IXGRSNCODENOSTRRECORD	"X'00000827'" IXGINVNT request. Explanation: Program error. The coupling facility structure specified in the definition for a log stream or the name specified on a CHECKDEF request is not defined in the active primary system logger inventory couple data set. Action: Depends upon the scope of the active primary system logger CDS where the request is being processed: For the sysplex scope LOGR CDS: Either define the coupling facility structure before referencing it in a log stream definition, or specify an existing structure definition. For a single-system scope (LOGRY or LOGRZ) CDS: Ensure the request does not include any structure name. If you received this reason code from IXCMIAPU, see message IXG018E.
0	(0)	BITSTRING	0	IXGRSNCODESTRRECORDINUSE	"X'00000828'" IXGINVNT request. Explanation: Program error. The request to delete a structure definition from the LOGR inventory couple data set cannot be completed because several log stream definitions reference it. You cannot delete a structure definition until all the log streams associated with it have been deleted first. Action: Delete all the log streams associated with the structure you wish to delete, then re-issue the request. If you received this reason code from IXCMIAPU, see message IXG015E.
0	(0)	BITSTRING	0	IXGRSNCODEBADSTGSTORCLAS	"X'00000829'" IXGINVNT request. Explanation: Program error. The name specified on the STG_STORCLAS parameter is incorrect. Action: Change the staging data set storage class specified to meet the STG_STORCLAS syntax requirements.
0	(0)	BITSTRING	0	IXGRSNCODEBADLSSTORCLAS	"X'0000082A'" IXGINVNT request. Explanation: Program error. The name specified on the LS_STORCLAS parameter is incorrect. Action: Change the log stream data set storage class specified to meet the LS_STORCLAS syntax requirements.

Table 298. Structure (continued)

Offset Dec	Offset Hex	Type	Len	Name (Dim)	Description
0	(0)	BITSTRING	0	IXGRSNCODEBADSTREAMLIKE	"X'0000082B'" IXGINVNT request. Explanation: Program error. The log stream name specified on the LIKE parameter was not valid. Action: Re-issue the request with a valid log stream name on the LIKE parameter. If you received this reason code from IXCMIAPU, see message IXG031E.
0	(0)	BITSTRING	0	IXGRSNCODEBADSTRUCTNAME	"X'0000082C'" IXGINVNT request. Explanation: Program error. The coupling facility structure name specified on the STRUCTNAME parameter is not valid. Action: Re-issue the request with a valid structure name on the STRUCTNAME parameter.
0	(0)	BITSTRING	0	IXGRSNCODEEXPIREDSTMTOKEN	"X'0000082D'" IXGCONN, IXGBRWSE, IXGWRITE, IXGDELETE, IXGIMPRT, IXGQUERY, IXGOFFLD, IXGUPDAT requests. Explanation: Environment error. The stream token is no longer valid because the connector has been disconnected. Action: Re-connect to the logstream before issuing any functional requests.
0	(0)	BITSTRING	0	IXGRSNCODENOLOGRCDSAVAIL	"X'0000082E'" IXGCONN, IXGINVNT, and SETLOGR command requests. Explanation: Environment error. The request failed because no active primary system logger couple data set (CDS) of the expected type is available to this system. The operator was prompted to either make a couple data set available or to indicate that the current request should be rejected. The operator specified that the current request should be rejected. Action: System logger services are unavailable until an active system logger couple data set of the expected type (that is, either LOGR, LOGRY or LOGRZ) is made available to this system. See "Format the LOGR couple data set and make it available to the sysplex" and "Using LOGRZ or LOGRY couple data sets for a single-system scope within a sysplex" in z/OS MVS Setting Up a Sysplex for more information on using system logger couple data sets. Once the system logger is available using the couple data set, take the necessary steps to cause the function that issued the logger service to reattempt the request.
0	(0)	BITSTRING	0	IXGRSNCODEBADSTGDATACLAS	"X'0000082F'" IXGINVNT request. Explanation: Program error. The name specified on the STG_DATACLAS parameter is not valid. Action: Change the data class specified to meet the STG_DATACLAS syntax requirements.
0	(0)	BITSTRING	0	IXGRSNCODEBADLSDATACLAS	"X'00000830'" IXGINVNT request. Explanation: Program error. The name specified on the LS_DATACLAS parameter is not valid. Action: Change the data class specified to meet the LS_DATACLAS syntax requirements.

Table 298. Structure (continued)

Offset Dec	Offset Hex	Type	Len	Name(Dim)	Description
0	(0)	BITSTRING	0	IXGRSNCODEBADSTREAMNAME	"X'00000831'" IXGINVNT, IXGCONN, SETLOGR command Requests. Explanation: Program error. The log stream name specified on the STREAMNAME or LSNAME parameter is not valid. Action: Re-issue the request with a valid log stream name parameter. If you received this reason code from IXCMIAPU, see message IXG021E.
0	(0)	BITSTRING	0	IXGRSNCODEBADSTGMTCLAS	"X'00000832'" IXGINVNT request. Explanation: Program error. The name specified on the STG_MGMTCLAS parameter is not valid. Action: Change the staging data set management class specified to meet the STG_MGMTCLAS syntax requirements.
0	(0)	BITSTRING	0	IXGRSNCODEBADLSMGMTCLAS	"X'00000833'" IXGINVNT request. Explanation: Program error. The name specified on the LS_MGMTCLAS parameter is not valid. Action: Change the log stream data set management class specified to meet the LS_MGMTCLAS syntax requirements.
0	(0)	BITSTRING	0	IXGRSNCODEINVALIDLSSIZE	"X'00000834'" IXGINVNT request. Explanation: Program error. A non-zero LS_SIZE is specified, but is not in the range valid for a VSAM linear data set. Action: Either change the LS_SIZE or omit it from the DEFINE request to accept the default value. If you received this reason code from IXCMIAPU, see message IXG040E.
0	(0)	BITSTRING	0	IXGRSNCODEINVALIDSTGSIZE	"X'00000835'" IXGINVNT request. Explanation: Program error. A non-zero STG_SIZE is specified, but is not in the range valid for a VSAM linear data set. Action: Either change the STG_SIZE or omit it from the DEFINE request to accept the default value. If you received this reason code from IXCMIAPU, see message IXG040E.
0	(0)	BITSTRING	0	IXGRSNCODEBADGAP	"X'00000836'" IXGDELET & IXGBRWSE requests. Explanation: Environment error. The request failed because the requested log data was unreadable. This condition could be caused by either an I/O error while attempting to read a log data set or a log data set deleted without using logger interfaces. Action: For an IXGBRWSE request, choose one of the following: # Continue processing. # Stop processing the log stream all together. # Attempt to get the problem rectified if possible, then attempt to re-read the log data. For an IXGDELET request, the block identifier of the first accessible block toward the youngest data in the log stream is returned in the ANSAA_GAPS_NEXT_BLKID field in the answer area mapped by the IXGANSAA macro. If appropriate, re-issue the IXGDELET request using this block identifier. This could also be a VSAM Shareoptions problem.



Table 298. Structure (continued)

Offset Dec	Offset Hex	Type	Len	Name(Dim)	Description
0	(0)	BITSTRING	0	IXGRSNCODEBADTIMESTAMP	"X'00000837'" IXGWRITE & IXGBRWSE requests. Explanation: Program error. The storage area specified by TIMESTAMP or TIMESTAMPE cannot be accessed. Action: Ensure that the storage area is accessible to the system logger service for the duration of the request. The storage must be addressable in the caller's primary address space and in the same key as the caller.
0	(0)	BITSTRING	0	IXGRSNCODEUNDEFMSCLAS	"X'00000838'" IXGINVNT request. Explanation: Program error. At least one of the names specified for DATACLAS, MGMTCLAS, or STORCLAS is not defined to SMS. Action: Specify names that are defined to the active SMS configuration. If you received this reason code from IXCMIAPU, see message IXG007E.
0	(0)	BITSTRING	0	IXGRSNCODEBADCDLEVEL	"X'00000839'" IXGINVNT request. Explanation: Environment error. The active primary TYPE=LOGR couple data set is not formatted at the level required to process the request. Action: Either format a new TYPE=LOGR couple data set at the required level and bring it into the sysplex as the active primary TYPE=LOGR couple data set and then retry the request or remove the keywords that require a new level couple data set then retry the request.
0	(0)	BITSTRING	0	IXGRSNCODERMNAMENOTALLOWED	"X'0000083A'" IXGCONN request. Explanation: RMNAME keyword specified on the IXGCONN request but the log stream definition in inventory indicates a RMNAME is not allowed for the log stream. Action: Remove the RMNAME keyword from the IXGCONN request or update the log stream definition to include the RMNAME keyword.
0	(0)	BITSTRING	0	IXGRSNCODEBADBTOKENSTOR	"X'0000083B'" IXGBRWSE requests. Explanation: Program error. The storage area specified by BROWSETOKEN cannot be accessed. Action: Ensure that the storage area is accessible to the system logger for the duration of the request. The storage must be addressable in the caller's primary address space and in the same key as the caller.

Table 298. Structure (continued)

Offset Dec	Offset Hex	Type	Len	Name(Dim)	Description
0	(0)	BITSTRING	0	IXGRSNCODEBADMAXBUFSIZE	"X'0000083C'" IXGINVNT request. Explanation: Program error. For a DEFINE or UPDATE request, the value specified for MAXBUFSIZE was incorrect. It must be a value between 1 and 65,532. For an UPDATE request, either: - the value specified is less than the MAXBUFSIZE value currently associated with a DASD-only log stream, or - the current DASD-only MAXBUFSIZE value is greater than the MAXBUFSIZE value associated with the STRUCTNAME specified on the update request, or - the current structure MAXBUFSIZE value is greater than the MAXBUFSIZE value associated with the STRUCTNAME specified on the update request. Action: For a DEFINE request, specify a valid value for MAXBUFSIZE and re-issue the request. For an UPDATE request, either specify a value within the valid range for MAXBUFSIZE that is greater than or equal to the current DASD-only MAXBUFSIZE value, or ensure that the structure specified for the STRUCTNAME keyword has a maximum buffer size that is greater than or equal to the current MAXBUFSIZE value associated with the log stream specified on the update request. If you received this reason code from IXCMIAPU, see message IXG009E.
0	(0)	BITSTRING	0	IXGRSNCODEBADECBSTOR	"X'0000083D'" IXGWRITE, IXGBRWSE and IXGDELET requests. Explanation: Program error. The ECB storage area was not accessible to the system logger. Action: Ensure that the storage area is accessible to the system logger for the duration of the request. The storage must be addressable in the caller's home address space and in the same key as the caller.
0	(0)	BITSTRING	0	IXGRSNCODENOAVAILSYSREC	"X'0000083E'" IXGINVNT requests. Explanation: System error. There were no available system records. Action: Contact the IBM support center. Provide the return and reason codes and the contents of the system logger trace.
0	(0)	BITSTRING	0	IXGRSNCODETESTARTERROR	"X'0000083F'" IXGWRITE & IXGBRWSE & IXGIMPRT requests. Explanation: System error. An unexpected error was encountered while attempting to validate the buffer ALET. Action: See ANSAA_DIAG1 in the answer area mapped by the IXGANSAA macro for the return code from the TESTART system service.
0	(0)	BITSTRING	0	IXGRSNCODEBADVERSION	"X'00000840'" IXGWRITE, IXGBRWSE, IXGDELET, IXGCONN, IXGINVNT, IXGIMPRT, IXGQUERY, IXGUPDAT and IXGOFFLD, IXGUPDAT requests. Explanation: Environment error. The parameter list passed to the service routine had an invalid version indicator. Action: Ensure the level of MVS executing the request and the macro library used to compile the invoking routine are compatible

Table 298. Structure (continued)

Offset Dec	Offset Hex	Type	Len	Name(Dim)	Description
0	(0)	BITSTRING	0	IXGRSNCODEBADBUFFERALET	"X'00000841'" IXGWRITE, IXGBRWSE & IXGIMPRT requests. Explanation: Program error. The buffer ALET specified is not zero and does not represent a valid entry on the caller's dispatchable unit access list (DUAL). See the ANSAA_DIAG1 field of the answer area, mapped by the IXGANSAA macro, for the return code from the TESTART system service. Action: Ensure that the correct ALET was specified. If not, provide the correct ALET. Otherwise, add the correct ALET to dispatchable unit access list (DUAL).
0	(0)	BITSTRING	0	IXGRSNCODEBADAVGBUFSIZE	"X'00000842'" IXGINVNT request. Explanation: Program error. The value specified for AVGBUFSIZE was specified as incorrect. It must be a value between 1 and 65,532 that is less than MAXBUFSIZE. Action: Re-issue the request with a valid AVGBUFSIZE value. If you received this reason code from IXCMIAPU, see message IXG022E.
0	(0)	BITSTRING	0	IXGRSNCODEXCDSREFORMAT	"X'00000843'" IXGINVNT & IXGCONN requests. Explanation: Program error. A couple data set record is not valid. Action: Reformat the system logger couple data set. If you received this reason code from IXCMIAPU, see message IXG030E.
0	(0)	BITSTRING	0	IXGRSNCODENOSTREAMLIKE	"X'00000844'" IXGINVNT request. Explanation: Program error. The log stream name specified on the LIKE parameter is not defined in the active primary system logger couple data set. Action: Do one of the following: # Define the log stream you wish to reference in the active primary inventory couple data set and re-issue the request. # Re-issue the request, specifying a different log stream that is already defined in the active primary inventory couple data set. If you received this reason code from IXCMIAPU, see message IXG019E.
0	(0)	BITSTRING	0	IXGRSNCODEINVALIDFUNC	"X'00000845'" IXGINVNT & IXGBRWSE requests. Explanation: System error. One of 2 problems was detected. 1: The parameter list for this service contains an unrecognizable function code. The parameter list storage may have been overlaid. 2: The IXGBRWSE START is rejected because either: A. An unauthorized caller attempted to start a session when 100 or more browse sessions already exist for this connection. B. An unauthorized caller attempted to start a session when 20 or more browse sessions already exist that show no recent activity. (An unauthorized caller is a caller whose PSW Key is >= 8 and that is not in supervisor state). For Case 2: - DIAG1 in the Answer Area will contain 1 if 'A' is the case, and 2 if 'B' is the case. - DIAG2 will contain the number of browse sessions that was exceeded. Action: Fix the problem and then re-issue the request. It may be necessary to terminate some Browse sessions that are not being used.

Table 298. Structure (continued)

Offset Dec	Offset Hex	Type	Len	Name(Dim)	Description
0	(0)	BITSTRING	0	IXGRSNCODEEMPTYSTREAM	"X'00000846'" IXGBRWSE request. Explanation: Environment error. The log stream is empty. Action: Wait for data to be written to the log stream before browsing for data.
0	(0)	BITSTRING	0	IXGRSNCODEEOFDELETE	"X'00000847'" IXGBRWSE requests. Explanation: Environment error. The request prematurely reached the beginning or the end of the log stream. The portion of the log stream from the requested log data to either the beginning or the end of the log stream (depending on the direction of the read) was deleted from the log stream. Action: Determine whether this is an acceptable condition for your application. If so, ignore this condition. If not, provide serialization on the log stream or some other installation protocol to prevent deletes from being performed by other applications during a browse session.
0	(0)	BITSTRING	0	IXGRSNCODEENDREACHED	"X'00000848'" IXGBRWSE request. Explanation: Environment error. The request failed and no log data is returned. For a READCURSOR request, the end of the log stream has been reached in the direction of the read. If the SEARCH parameter was specified on a READBLOCK request, the time stamp is greater than any block in the log stream. Action: For the READCURSOR case, no more data exists in the log stream in the direction of the read. You may choose to stop reading, wait for more data to be written, or change the direction of the read. In the case where the SEARCH parameter was provided, ensure that the time stamp is less than or equal to the highest time stamp of a log block in the log stream.
0	(0)	BITSTRING	0	IXGRSNCODEBADBUFFKEY	"X'00000849'" IXGWRITE, IXGBRWSE & IXGIMPRT requests. Explanation: Program error. The buffer key specified on the BUFFKEY parameter specifies an invalid key. Either the key is greater than 15 or the program is running in problem state and the specified key is not the same key as the PSW key at the time the system logger service was issued. Action: For problem state programs, either do not specify the BUFFKEY parameter or else specify the same key as the PSW key at the time the system logger service was issued. For supervisor state programs, specify a valid storage key (0 <= key <= 15).

Table 298. Structure (continued)

Offset Dec	Offset Hex	Type	Len	Name(Dim)	Description
0	(0)	BITSTRING	0	IXGRSNCODEEOF GAP	"X'0000084A'" IXGBRWSE, IXGDELET requests. Explanation: Environment error. The request prematurely reached the beginning or the end of the log stream. The portion of the log stream from the requested log data to either the beginning or the end of the log stream (depending on the direction of the read) was unreadable. This condition may be caused by either an I/O error while trying to read a log data set, or a log data set deleted without using logger interfaces. Action: The action necessary is completely up to the application depending on how critical your data is. You can do one of the following: # Accept this condition and continue reading. # Stop processing the log all together. # Attempt to get the problem rectified, if possible, and then attempt to re-read the log data. This could also be a VSAM Shareoptions problem.
0	(0)	BITSTRING	0	IXGRSNCODELOSSOF DATAGAP	"X'0000084B'" IXGBRWSE & IXGDELET requests. Explanation: Environment error. The requested log data referenced a section of the log stream where log data is permanently missing. This condition occurs when a system or coupling facility is in recovery due to a failure, but not all of the log data in the log stream could be recovered. Action: If your application cannot tolerate any data loss, stop issuing system logger services to this log stream, disconnect from the log stream, and reconnect to a new, undamaged log stream. You can continue using the log stream if your applications can tolerate data loss. This could also be a VSAM Shareoptions problem.
0	(0)	BITSTRING	0	IXGRSNCODERMALREADYCONNECTED	"X'0000084C'" IXGCONN requests. Explanation: The IXGCONN request specified the RMNAME keyword but the resource manager associated with the log stream is already connected to the log stream. Action: Correct probable logic error
0	(0)	BITSTRING	0	IXGRSNCODELOSSOF DATAEOF	"X'0000084D'" IXGBRWSE requests. Explanation: Environment error. The request prematurely reached the beginning or the end of the log stream. The portion of the log stream from the requested log data to either the beginning or the end of the log stream (depending on direction of the read) was permanently lost. This condition occurs when a system or coupling facility is in recovery due to a failure, but not all of the log data in the log stream could be recovered. Action: If your application cannot tolerate any data loss, stop issuing system logger services to this log stream, disconnect from the log stream, and reconnect to a new, undamaged log stream. You can continue using the log stream if your applications can tolerate data loss.

Table 298. Structure (continued)

Offset Dec	Offset Hex	Type	Len	Name(Dim)	Description
0	(0)	BITSTRING	0	IXGRSNCODESTRSPACETOOSMALL	"X'0000084E'" IXGCONN, IXGINVNT & IXGWRITE requests. Explanation: Environment error. Structure resources are not available to satisfy the request. All structure resources are allocated as system logger control resources. This condition occurs when the structure resources are consumed by the logstreams connections. Action: Increase the size of the structure in the CFRM policy or use SETXCF ALTER support to dynamically increase the size of the structure.
0	(0)	BITSTRING	0	IXGRSNCODEINVALIDRMNAMESPECIFIED	"X'0000084F'" IXGCONN requests. Explanation: Program error. The Resource Manager name specified on the IXGCONN request does not match the RMNAME specified for the log stream in the system logger inventory. Action: Change either the IXGCONN request or update the log stream's definition in the system logger inventory.
0	(0)	BITSTRING	0	IXGRSNCODEBADVECTORLEN	"X'00000850'" IXGCONN & IXGINVNT requests. Explanation: Environment error. The connect request was rejected. System logger was unable to locate a vector table in the hardware system area (HSA) that is large enough for the number of log streams associated with it. Action: Add storage to the vector storage table and/or retry the connect request later, when storage might be available.
0	(0)	BITSTRING	0	IXGRSNCODEBADCFLEVEL	"X'00000851'" IXGCONN & IXGINVNT requests. Explanation: Environment error. The connect request was rejected. The operational level of the coupling facility is not sufficient to support logger functions. Action: Ensure that the coupling facility operational level for logger structures is at least CFLEVEL=1.
0	(0)	BITSTRING	0	IXGRSNCODEBADBLKSIZESTOR	"X'00000852'" IXGBRWSE request. Explanation: Program error. The storage area specified on the BLKSIZE parameter cannot be accessed. Action: Ensure that the storage area is accessible to system logger for the duration of the request.
0	(0)	BITSTRING	0	IXGRSNCODENOCF	"X'00000853'" IXGCONN & IXGINVNT requests. Explanation: Environment error. The connect request was rejected. System logger could not allocate coupling facility structure space because no suitable coupling facility was available. Action: Check accompanying message IXG206I for a list of the coupling facilities where space allocation was attempted and the reason why each attempt failed.

Table 298. Structure (continued)

Offset Dec	Offset Hex	Type	Len	Name (Dim)	Description
0	(0)	BITSTRING	0	IXGRSNCODEBADLOWOFFLOAD	"X'00000854'" IXGINVNT request. Explanation: Program error. The value specified for LOWOFFLOAD is not valid. Action: Change the value to meet the LOWOFFLOAD syntax requirements. If you received this reason code from IXCMIAPU, see message IXG035E.
0	(0)	BITSTRING	0	IXGRSNCODEBADHIGHOFFLOAD	"X'00000855'" IXGINVNT request. Explanation: Program error. The value specified for HIGHOFFLOAD is invalid. Action: Change the value to meet the HIGHOFFLOAD syntax requirements. If you received this reason code from IXCMIAPU, see message IXG036E.
0	(0)	BITSTRING	0	IXGRSNCODEBADLOWHIGHOFFLOAD	"X'00000856'" IXGINVNT request. Explanation: Program error. The specified or pending high offload value must be greater than the specified or pending low offload value. The low offload value must be lower than the high offload value. Action: Change either the LOWOFFLOAD parameter or the HIGHOFFLOAD parameter so that the low offload value is less than the high offload value. If you received this reason code from IXCMIAPU, see messages IXG442E and either IXG035E or IXG036E.
0	(0)	BITSTRING	0	IXGRSNCODEDUPLEXMODEDUPLEXNO	"X'00000857'" IXGINVNT request. Explanation: Program error. DUPLEXMODE was specified, but the log stream was defined with STG_DUPLEX=NO. The DUPLEXMODE parameter is only valid with STG_DUPLEX=YES. Action: Either change the log stream definition to specify STG_DUPLEX=YES or else omit DUPLEXMODE from the request. If you received this reason code from IXCMIAPU, see message IXG037E.
0	(0)	BITSTRING	0	IXGRSNCODESTGSIZEDUPLEXNO	"X'00000858'"
Explanation: This reason code is obsolete and will no longer be returned.					
0	(0)	BITSTRING	0	IXGRSNCODEDATACLASDUPLEXNO	"X'00000859'"
Explanation: This reason code is obsolete and will no longer be returned.					
0	(0)	BITSTRING	0	IXGRSNCODEMGMTCLASDUPLEXNO	"X'0000085A'"
Explanation: This reason code is obsolete and will no longer be returned.					
0	(0)	BITSTRING	0	IXGRSNCODESTORCLASDUPLEXNO	"X'0000085B'"
Explanation: This reason code is obsolete and will no longer be returned.					

Table 298. Structure (continued)

Offset Dec	Offset Hex	Type	Len	Name(Dim)	Description
0	(0)	BITSTRING	0	IXGRSNCODESDSDIRECTORYFULL	<p>"X'0000085C'" IXGWRITE &amp; IXGIMPRT requests. Explanation: Environment error. The interim storage (i.e. the coupling facility structure space allocated or the staging data set space) for the log stream is full. Logger's attempts to offload the interim storage log data to DASD have failed because the log stream's data set directory is full. No further service requests can be processed until additional directory space is available for the log stream. Logger will periodically re-drive its offload attempts for this condition, which is applicable to both CF structure and DASD-only type log streams. If Logger is able to offload log data, then an ENF event will be issued informing the connectors that the log stream should be available for adding more log data. However, the time that passes before you can write to the log stream is unpredictable. The system issues related messages IXG257I, IXG261E, IXG262A and IXG301I. Action: The system programmer must make more log stream data set directory space available. You can retry your request periodically or wait for the ENF signal that the log stream is available, or disconnect from this log stream and connect to another log stream. For information about how an authorized application program might respond to this reason code, see topic "Setting Up the System Logger Configuration" in the z/OS MVS Programming: Authorized Assembler Services Guide. For information about how an unauthorized application program might respond to this reason code, see the related topics in "IXGWRITE: Writing to a log stream" in the z/OS MVS Programming: Assembler Services Guide.</p>



Table 298. Structure (continued)

Offset Dec	Offset Hex	Type	Len	Name(Dim)	Description
0	(0)	BITSTRING	0	IXGRSNCODEWOWERROR	<p>"X'0000085D'" IXGWRITE &amp; IXGIMPRT requests. Explanation: Environment error. The interim storage (i.e. the coupling facility structure space allocated or the staging data set space) for the log stream is full. Logger's attempts to offload the interim storage log data to DASD have failed because of severe errors. No further service requests can be processed until the offload error condition is cleared. Logger will periodically re-drive its offload attempts for this condition, which is applicable to both CF structure and DASD-only type log streams. If Logger is able to offload log data, then an ENF event will be issued informing the connectors that the log stream should be available for adding more log data. However, the time that passes before you can write to the log stream is unpredictable. The system issues related message IXG301I. Action: The system programmer must correct the severe error condition inhibiting the log stream offload. If you are unable to correct the error, search problem reporting data bases for a fix for the problem. If no fix exists, contact the IBM Support Center. You can retry your request periodically or wait for the ENF signal that the log stream is available, or disconnect from this log stream and connect to another log stream. For information about how an authorized application program might respond to this reason code, see topic "Setting Up the System Logger Configuration" in the z/OS MVS Programming: Authorized Assembler Services Guide. For information about how an unauthorized application program might respond to this reason code, see the related topics in "IXGWRITE: Writing to a log stream" in the z/OS MVS Programming: Assembler Services Guide.</p>
0	(0)	BITSTRING	0	IXGRSNCODENOSTRUCTNAME	<p>"X'0000085E'" IXGINVNT request. Explanation: Program error. A structure name was not provided for this non-DASD only log stream via the STRUCTNAME parameter or defined for a log stream named on a LIKE parameter. A STRUCTNAME value is required to successfully define a log stream to the LOGR couple data set. Action: Provide a value for the STRUCTNAME parameter or define a structure for the log stream referenced on the LIKE parameter. If you received this reason code from IXCMIAPU, see message IXG041E.</p>
0	(0)	BITSTRING	0	IXGRSNCODEPERCTOREQUESTOR	<p>"X'0000085F'" IXGBRWSE, IXGDELET, IXGWRITE request. Explanation: Environment error. Percolation to the service requestor's task occurred because of an abend during system logger processing. Retry was not allowed. Action: Issue the request again. If the problem persists, contact the IBM Support Center.</p>

Table 298. Structure (continued)

Offset Dec	Offset Hex	Type	Len	Name(Dim)	Description
The following range of reason codes IxgRsnLogStreamTempUnavLb thru IxgRsnLogStreamTempUnavil (860 - 88F) indicate that the log stream is temporarily unavailable.					
0	(0)	BITSTRING	0	IXGRSNLOGSTREAMTEMPUNAVLB	"X'00000860'" Explanation: The lower bound limit of log stream temporarily unavailable.
0	(0)	BITSTRING	0	IXGRSNCODECFLOGSTREAMSTORFULL	"X'00000860'" IXGWRITE, IXGIMPRT requests. Explanation: Environment error. The coupling facility structure space allocated for this log stream is full. No further requests can be processed until the log data in the coupling facility structure is offloaded to DASD log data sets. Action: Listen to the ENF signal 48 which will indicate that the log stream is available after the data has been offloaded to DASD and then re-issue the request.
0	(0)	BITSTRING	0	IXGRSNCODEREBUILDINPROGRESS	"X'00000861'" IXGWRITE, IXGBRWSE, IXGDELET, IXGIMPRT, IXGQUERY, IXGOFFLD, IXGUPDAT requests. Explanation: Environment error. No requests can be processed for this log stream because a coupling facility structure re-build or a system-managed duplexing re-build is in progress for the structure associated with this log stream. Action: Listen for ENF signal 48 that will indicate one of the following: # The log stream is available because the re-build completed successfully. Re-issue the request. # The re-build failed and the log stream is not available.
0	(0)	BITSTRING	0	IXGRSNCODEXESPURGE	"X'00000862'" IXGWRITE, IXGBRWSE, IXGIMPRT, IXGDELET, IXGQUERY, IXGOFFLD, IXGUPDAT requests. Explanation: Environment error. An cross-system extended services (XES) request has been purged due to re-build processing. Action: Listen for ENF signal 48 that will indicate one of the following: # The log stream is available because the re-build completed successfully. Re-issue the request. # The re-build failed and the log stream is not available. .
0	(0)	BITSTRING	0	IXGRSNCODESTRUCTUREFAILED	"X'00000863'" IXGCONN, IXGWRITE, IXGBRWSE, IXGDELET, IXGIMPRT, IXGQUERY, IXGOFFLD, IXGUPDAT requests. Explanation: Environment error. Either the coupling facility structure associated with the log stream has failed or the coupling facility itself has failed. Action: Listen for ENF signal 48 that will indicate one of the following: # The log stream is available because the re-build completed successfully. Re-issue the request. # The re-build failed and the log stream is not available. .

Table 298. Structure (continued)

Offset Dec	Offset Hex	Type	Len	Name(Dim)	Description
0	(0)	BITSTRING	0	IXGRSNCODENOCNECTIVITY	"X'00000864'" IXGCONN, IXGWRITE, IXGBRWSE, IXGDELET, IXGIMPRT, IXGQUERY, IXGOFFLD, IXGUPDAT requests. Explanation: Environment error. No connectivity exists to the coupling facility associated with the log stream. The system logger will either attempt to re-build the log stream in another coupling facility or the log stream will be disconnected. Action: Listen for ENF signal 48 that will indicate one of the following: # The log stream is available because the re-build completed successfully. Re-issue the request. # The re-build failed and the log stream is not available. # The log stream has been disconnected from this system.
0	(0)	BITSTRING	0	IXGRSNCODESTAGINGDSFULL	"X'00000865'" IXGWRITE & IXGIMPRT requests. Explanation: Environment error. The staging data set allocated for this log stream on this system is full. No further requests can be processed until enough log data is offloaded to DASD log data sets to relieve the staging data set full condition. For log streams using a coupling facility structure, enough data must be offloaded from the structure. For DASDONLY log streams, enough data must be offloaded from the Logger local buffers to relieve the staging data set full condition. Action: Listen to the ENF signal 48 which will indicate that the log stream is available after room becomes available in the staging data set. Then, re-issue the request.
0	(0)	BITSTRING	0	IXGRSNCODESTRUCTUREFULL	"X'00000866'" IXGCONN request. Explanation: Environment error. The coupling facility structure space is full. Action: Listen to the ENF signal 48 which will indicate that space is available for the structure after data has been offloaded to DASD and then re-issue the request.

Table 298. Structure (continued)

Offset Dec	Offset Hex	Type	Len	Name(Dim)	Description
0	(0)	BITSTRING	0	IXGRSNCODELOCALBUFFERFULL	<p>"X'00000867'" IXGWRITE, IXGIMPRT requests. Explanation: Environment error. One of 2 conditions was detected. 1: The available local buffer space (data space storage) for the system logger address space is full. Ansaas_Diag1 and Ansaas_Diag2 in the Answer Area will contain 0 for this error return. 2: The IXGWRITE is rejected because a caller attempted to write log data while the outstanding asynchronous write activity for this connection was considered too high. The limit for unauthorized IXGWRITE invokers is 2,000 and the limit of 10,000 is used for authorized callers. An unauthorized caller is a caller whose PSW key is &gt;= 8 and that is not in supervisor state. ANSAA_DIAG1 in the answer area will contain 1 for this error return for unauthorized callers and 2 for authorized callers. ANSAA_DIAG2 will contain the total number of outstanding write requests for this connection. No further write requests can be processed until the log data in the local buffer space is offloaded to DASD log data sets or this connector's prior IXGWRITE requests complete. Note: This reason code applies to both CF and DASD only log stream requests. Action: For authorized callers: Listen for the ENF signal 48 which will indicate that the log stream is available. With the first condition, logger issues the ENF signal after the data has been offloaded to DASD. With the second condition, logger issues the ENF signal 48 that the log stream is available once the number of in-flight authorized asynchronous writes is reduced below 85% of the limit. There will be</p> <p>no ENF signal issued when the unauthorized limit is relieved. For unauthorized callers: Wait for a short interval and then re-issue the request. If the attempts continue to fail or the ENF signal is not issued for an unacceptable period, consider notifying operations or disconnecting from the log stream.</p>

Table 298. Structure (continued)

Offset Dec	Offset Hex	Type	Len	Name(Dim)	Description
0	(0)	BITSTRING	0	IXGRSNCODESTAGINGDSFORMAT	"X'00000868'" IXGWRITE, IXGIMPRT request. Explanation: Environment error. The staging data set allocated for this log stream on this system has not finished being formatted for use by System Logger. No further requests can be processed until the formatting completes. If this reason code is revealed as part of a system logger process other than IXGWRITE or IXGIMPRT, then the reason code indicates a prior I/O error to the staging data set occurred and the data set will not be available for use until a new instance is allocated and newly formatted. Action: Listen to the ENF signal 48 which will indicate that the log stream is available after formatting process is finished. Then, re-issue the request. For the prior I/O error case during logger processing, check for logger messages indicating the state of the operation.
0	(0)	BITSTRING	0	IXGRSNLOGSTREAMTEMPUNAVIL	"X'0000088F'" Explanation: The upper bound limit of log stream temporarily unavailable.
The following range of reason codes (890 - 8AF) indicate that the system logger services are temporarily unavailable.					
0	(0)	BITSTRING	0	IXGRSNCODEADDRSPACENOTAVAIL	"X'00000890'" IXGINVNT, IXGCONN, IXGBRWSE IXGDELET, IXGWRITE, IXGIMPRT, IXGQUERY, IXGOFFLD, IXGUPDAT requests. Explanation: System error. The system logger address space failed and is not available. Action: Do not issue system logger requests. If you received this reason code from IXCMIAPU, see message IXG008E.
0	(0)	BITSTRING	0	IXGRSNCODEADDRSPACEINITIALIZING	"X'00000891'" IXGINVNT, IXGCONN, IXGBRWSE IXGDELET, IXGWRITE, IXGIMPRT, IXGQUERY, IXGOFFLD, IXGUPDAT requests Explanation: System error. The system logger address space is not available because it is IPLing. Action: Listen for ENF signal 48, which will indicate when the system logger address space is available. Then do one of the following: # For an IXGINVNT or IXGCONN request, re-issue this request. # For an IXGBRWSE, IXGWRITE, or IXGDELET request, re-connect to the log stream, then re-issue this request. You can also listen for ENF signal 48, which will indicate if the system logger address space will not be available for the life of the IPL. In that case, do not issue system logger services. If you received this reason code from IXCMIAPU, see message IXG008E.
The following range of reason codes IxgRsnLoggerResTempUnavLb thru IxgRsnLoggerResTempUnavHb (8B0 - 8CF) indicate that the system logger resources are temporarily unavailable.					

Table 298. Structure (continued)

Offset Dec	Offset Hex	Type	Len	Name (Dim)	Description
0	(0)	BITSTRING	0	IXGRSNLOGGERRESTEMPUNAVLB	"X'000008B0'" Explanation: The lower bound limit of system logger resources being temporarily unavailable.
0	(0)	BITSTRING	0	IXGRSNCODESTRUCTURENOTAVAIL	"X'000008B0'" IXGCONN and IXGINVNT requests. Explanation: Environment error. The request failed. The structure associated with the log stream is temporarily unavailable because either a coupling facility structure re-build is in progress, a system-managed duplexing re-build is in progress, a structure dump is in progress, or connections to the structure are being prevented. Action: Listen for ENF signal 48, which indicates that a coupling facility is available, and then retry the operation.
0	(0)	BITSTRING	0	IXGRSNLOGGERRESTEMPUNAVHB	"X'000008CF'" Explanation: The upper bound limit of system logger resources being temporarily unavailable.
The following range of reason codes (8D0 - 8D2) indicate that the user's environment is incorrect for the requested function					
0	(0)	BITSTRING	0	IXGRSNCODEPROBLEMSTATE	"X'000008D0'" IXGBRWSE, IXGWRITE & IXGDELET IXGCONN requests. Explanation: Environment error: For IXGCONN, COMPLETEEXIT was specified on the connect request while the PSW was in problem state. For IXGWRITE, IXGBRWSE and IXGDELET requests, the request was issued in SRB mode, or SYNCEXIT was specified while the requestor was in problem state.
0	(0)	BITSTRING	0	IXGRSNCODEPROGRAMKEY	"X'000008D1'" IXGBRWSE, IXGWRITE & IXGDELET IXGCONN requests. Explanation: Environment error: For IXGCONN, COMPLETEEXIT was specified on the connect request while the PSW key was not a system key (KEY 0-7). For IXGWRITE, IXGBRWSE and IXGDELET requests, the request was issued in SRB mode or SYNCEXIT was specified while the requestor was not in a system key (Key 0-7).
0	(0)	BITSTRING	0	IXGRSNCODENOCOMPLETEEXIT	"X'000008D2'" IXGWRITE & IXGDELET requests. Explanation: Program error. MODE=SYNCEXIT was specified but the log stream connection request did not identify a complete exit. Action: Either change this request to use a different MODE option or change the IXGCONN request for this log stream to identify a completion exit via the COMPLETEEXIT keyword.

Table 298. Structure (continued)

Offset Dec	Offset Hex	Type	Len	Name(Dim)	Description
0	(0)	BITSTRING	0	IXGRSNCODEFUNCNOTSUPPORTED	"X'000008D3'" IXGBRWSE, IXGCONN & IXGQUERY requests. Explanation: Environment Error. An IXGCONN request specified the RMNAME or ImportConnect keyword. However, the Logger Inventory CDS is downlevel. An IXGQUERY was issued and the Logger Inventory CDS is downlevel. The options specified on the IXGBRWSE request are not supported on this system/maintenance level of Logger. Action: For IXGCONN and IXGQUERY requests format the highest level system logger couple data set supported by the systems in the sysplex and make it the active primary system logger CDS. For IXGBRWSE request, either install the level of Logger that provides the support for the requested function, or stop specifying the options that are not supported at this level.
0	(0)	BITSTRING	0	IXGRSNCODEBADRMNAME	"X'000008D4'" IXGINVNT request. Explanation: Value given for the RMNAME keyword failed syntax validation. Action: Review the rules for naming a resource manager.
0	(0)	BITSTRING	0	IXGRSNCODEBADLSDDESC	"X'000008D5'" IXGINVNT request. Explanation: Value given for the DESCRIPTION keyword failed syntax validation. Action: Review the rules for naming a resource manager.
0	(0)	BITSTRING	0	IXGRSNCODECONNTYPENOTALLOWED	"X'000008D6'" IXGCONN Request. Explanation: Either one of the following occurred: 1. IMPORTCONNECT=YES specified and there is at least one active write connect in the sysplex. 2. IMPORTCONNECT=YES specified, but the import type connection is not allowed in combination with a (Write Only) limited access type of log stream connection. 3. IMPORTCONNECT=NO specified and there is an import connect active in the sysplex
0	(0)	BITSTRING	0	IXGRSNCODEREQUESTNOTALLOWED	"X'000008D7'" IXGWRITE, IXGIMPRT, and IXGBRWSE Requests. Explanation: Program error. A write request was attempted while an import connect was active or an import was attempted while an import connect was not active A browse read-type or reset request was issued for a browse session while there is still an outstanding browse for the same browse session (i.e. same browse token).
0	(0)	BITSTRING	0	IXGRSNCODEBADRETPD	"X'000008D8'" IXGINVNT Request. Explanation: Program error. The value specified for RETPD was incorrect. It must be a value >= 0 and <= 52,124. Action: Specify a valid value for RETPD and re-issue the request.

Table 298. Structure (continued)

Offset Dec	Offset Hex	Type	Len	Name (Dim)	Description
0	(0)	BITSTRING	0	IXGRSNCODEBADIMPORTBLOCKID	"X'000008D9'" IXGIMPRT Request. Explanation: Program error. The block id specified on the import request was either less than the next expected block or the difference between the block id specified and the next expected block id was less than 40. Action: Specify a valid value for Block id and re-issue the request.
0	(0)	BITSTRING	0	IXGRSNCODEBADIMPORTTIMESTAMP	"X'000008DA'" IXGIMPRT Request. Explanation: Program error. The GMT timestamp specified on the import request was not greater than or equal to the GMT time stamp assigned to the last log block successfully imported. Action: Specify a valid value for GMT_TimeStamp and re-issue the request.
0	(0)	BITSTRING	0	IXGRSNCODEIMPORTINPROGRESS	"X'000008DC'" IXGIMPRT Request. Explanation: Program error. IXGIMPRT request is already in progress. Only one import operation for a given log stream can be in progress in any instance in time Action: Insure that a new import request is not initiated until the previous import request completes
0	(0)	BITSTRING	0	IXGRSNCODEUPDATETIMESTAMPTOOSMALL	"X'000008DD'" IXGUPDAT Request. Explanation: Program error. The replacement time stamp is less than list authority in list controls associated with the data list header assigned to the log stream Action: Insure that the replacement time stamp is greater than or equal to the time stamp maintained in list controls for the log stream
0	(0)	BITSTRING	0	IXGRSNCODEUPDATENOOPTIONS	"X'000008DE'" IXGUPDAT Request. Explanation: Program error. The IXGUPDAT macro was invoked with no options specified. Action: Invoke the IXGUPDAT macro specifying an at least one of the options supported
0	(0)	BITSTRING	0	IXGRSNCODEBADSTRUCTUPDATE	"X'000008DF'" IXGINVNT Request. Explanation: Program error. A structure name was specified on an update request to upgrade a log stream which is already using a coupling facility list structure. Action: Do not specify a STRUCTNAME on an update request for a non-DASD only log stream. Note: This reason code is no longer set since logstreams can now be updated to use a different coupling facility list structure
0	(0)	BITSTRING	0	IXGRSNCODESTGDUPLEXDASDONLY	



Table 298. Structure (continued)

Offset Dec	Offset Hex	Type	Len	Name(Dim)	Description
0	(0)	BITSTRING	0	IXGRSNCODEDUPLEXMODEDASDONLY	"X'000008E0'" IXGINVNT request. Explanation: Program error. STG_DUPLEX was specified with DASDONLY=YES incorrectly. For DEFINE and UPDATE requests STG_DUPLEX=NO is not allowed for DASD only log streams. The STG_DUPLEX keyword is only changeable for coupling facility log streams, since DASD only log streams need to be unconditionally duplexed to staging data sets. Action: For DASD only log stream DEFINE and UPDATE requests specify STG_DUPLEX=YES or omit the STG_DUPLEX keyword. This error code may also result when using the IXCMIAPU utility when the STG_DUPLEX option is specified for a DASD only log stream. (Refer to Logger error message IXG002E or IXG447I.)
0	(0)	BITSTRING	0	IXGRSNCODEDASDONLYCONNECTED	"X'000008E1'" IXGINVNT request. Explanation: Program error. DUPLEXMODE was specified with DASDONLY=YES incorrectly. For DEFINE and UPDATE requests DUPLEXMODE=COND and DUPLEXMODE=DRXRC are not allowed for DASD only log streams. The DUPLEXMODE keyword is only changeable for coupling facility log streams, since DASD only log streams need to be unconditionally duplexed to staging data sets. Action: For DASD only log stream DEFINE and UPDATE requests specify DUPLEXMODE=UNCOND or omit the DUPLEXMODE keyword. This error code may also result when using the IXCMIAPU utility when the DUPLEXMODE option is specified for a DASD only log stream. (Refer to Logger error message IXG002E or IXG447I.)
0	(0)	BITSTRING	0	IXGRSNCODELOGSTREAMNOTSUPPORTED	"X'000008E2'" IXGCONN request. Explanation: Environment error: An attempt to connect to a DASD only log stream, defined in the active primary sysplex scope system logger CDS, was rejected on this system because the log stream is already connected on another system in the sysplex. Action: Determine if the connection to the log stream on the 2nd system is necessary. If so, then cause the applications on the 1st system to disconnect from the log stream and then connect on the 2nd system.

Table 298. Structure (continued)

Offset Dec	Offset Hex	Type	Len	Name(Dim)	Description
					"X'000008E3'" IXGCONN & IXGINVNT requests. Explanation: Environment error: An attempt to connect or effect the LOGR inventory for the log stream is rejected on this system because the system release level does not support this type of log stream, or a logstream attribute such as EHLQ, Duplexmode(Drxrc) or NewStreamName cannot be processed on this system release level. Or an attempt to effect a single-system scope CDS data type (LOGRY or LOGRZ) is rejected on this system because the logstream type is not supported (e.g. DASDONLY(NO)). Action: When attempting to connect or delete a log stream that has the EHLQ attribute, you must do so on at least a z/OS Version 1 Release 3 release level. If you must use a log stream with the DUPLEXMODE(DRXRC) attribute specified, make sure you do so from a system that is at a release level between z/OS Version 1 Release 7 and z/OS Version 2 Release 2, inclusively. If you must use a log stream with the NEWSTREAMNAME attribute specified, make sure you do so from a system that is at z/OS Version 1 Release 8 or higher. When defining a logstream on a system that is using a single-system scope CDS data type, specify DASDONLY(YES). If you received this reason code from IXCMIAPU, see message IXG233I.
0	(0)	BITSTRING	0	IXGRSNCODEMAXBUFSIZEDASDONLY	"X'000008E4'" IXGINVNT request. Explanation: Program error. A value was specified for MAXBUFSIZE, but the log stream was defined as DASDONLY=NO. Action: Remove the MAXBUFSIZE parameter from the request or change the log stream definition to specify MAXBUFSIZE with a log stream that is defined with DASDONLY=YES. If you received this reason code from IXCMIAPU, see messages IXG433E and IXG434E.
0	(0)	BITSTRING	0	IXGRSNCODELOGGERDUPLEXDASDONLY	"X'000008E5'" IXGINVNT request. Explanation: Program error. LOGGERDUPLEX was specified with DASDONLY=YES incorrectly. For DEFINE and UPDATE requests LOGGERDUPLEX=COND is not allowed for DASD only log streams. The LOGGERDUPLEX keyword is only changeable for coupling facility log streams, DASD only log streams need to be unconditionally duplexed to staging data sets. Action: For DASD only log stream DEFINE and UPDATE requests specify LOGGERDUPLEX=UNCOND or omit the LOGGERDUPLEX keyword. This error code may also result when using the IXCMIAPU utility when the LOGGERDUPLEX option is specified for a DASD only log stream. (Refer to Logger error message IXG002E or IXG447I.)

Table 298. Structure (continued)

Offset Dec	Offset Hex	Type	Len	Name(Dim)	Description
0	(0)	BITSTRING	0	IXGRSNCODEBADEHLQ	"X'000008E6'" IXGINVNT request. Explanation: Program error. The extended high level qualifier for the log stream data sets specified on the EHLQ parameter was incorrect. Could be from a syntax error or by specifying EHLQ and HLQ on the same request. Action: Specify a valid extended high level qualifier (EHLQ) or high level qualifier (HLQ) and re-issue the request. If you received this reason code from IXCMIAPU, see message IXG440E.
0	(0)	BITSTRING	0	IXGRSNCODEEHLQTOOLONG	"X'000008E7'" IXGINVNT request. Explanation: Program error. The combined length of the extended high level qualifier (EHLQ value) and the log stream name (with a period delimiter) exceeds 35 characters. The combined length of the EHLQ value, the log stream name, and the logger suffix (with period delimiters) cannot exceed 44 characters. Action: Specify a valid extended high level qualifier (EHLQ) or high level qualifier (HLQ) and re-issue the request. If you received this reason code from IXCMIAPU, see message IXG441E.
0	(0)	BITSTRING	0	IXGRSNCODEBADNEWSTREAMNAME	"X'000008E8'" IXGINVNT request. Explanation: Program error. The log stream name specified on the NEWSTREAMNAME parameter was not valid. Action: Re-issue the request with a valid log stream name on the NEWSTREAMNAME parameter. If you received this reason code from IXCMIAPU, see message IXG031E.
0	(0)	BITSTRING	0	IXGRSNCODEBADGROUP	"X'000008E9'" IXGINVNT request. Explanation: Program error. For DEFINE requests, the GROUP value is not allowed because the specified Structure is not the same GROUP. For UPDATE requests, the GROUP value is not allowed because the specified (or current) Structure is not the same GROUP. Action: Specify a valid GROUP value or use a different Structure that matches the desired GROUP value.
0	(0)	BITSTRING	0	IXGRSNCODEBADLSALLOCAHEAD	"X'000008EA'" IXGINVNT request. Explanation: Program error. The LS_ALLOCAHEAD value specified for a log stream definition was not within the valid range between 0 and 3 (inclusive). Action: Change the LS_ALLOCAHEAD value to be within the valid range. If you received this reason code from IXCMIAPU, see message IXG016E.
0	(0)	BITSTRING	0	IXGRSNCODEBADRETBLOCKVER	"X'000008EB'" IXGBRWSE request. Explanation: Programming error. The specified RetBlockVer value is incorrect. Action: The specified value must be greater than or equal to 2. Check IXGBRMLT for valid values that meet this criteria.

Logger ABEND '1C5'x Reason codes

Table 298. Structure (continued)

Offset Dec	Offset Hex	Type	Len	Name (Dim)	Description
0	(0)	BITSTRING	0	IXGRSNCODEBADTIME	"X'00040003'" IXGIMPRT, IXGWRITE request. Explanation: Environment or application error. The time specified by the requestor or the time associated with the previous log block is in the future. Possible system time problem. Action: For IXGIMPRT, make sure the time specified is correct. For IXGWRITE, contact the system programmer, and if the problem persists, contact the IBM Support Center.
0	(0)	BITSTRING	0	IXGRSNCODEMASK	"X'0000FFFF'" Reason code mask

Table 299. Cross Reference for IXGCON

Name	Offset	Hex Tag
IXGRETCODECOMPERROR	0	C
IXGRETCODEERROR	0	8
IXGRETCODEOK	0	0
IXGRETCODEWARNING	0	4
IXGRSNCODEADDRSPACEINITIALIZING	0	891
IXGRSNCODEADDRSPACENOTAVAIL	0	890
IXGRSNCODEALLOCERROR	0	805
IXGRSNCODEBADANSAREA	0	817
IXGRSNCODEBADANSLEN	0	816
IXGRSNCODEBADAVGBUFSIZE	0	842
IXGRSNCODEBADBLKSIZESTOR	0	852
IXGRSNCODEBADBLOCKIDSTOR	0	818
IXGRSNCODEBADBRWTOKEN	0	807
IXGRSNCODEBADBTOKENSTOR	0	83B
IXGRSNCODEBADBUFFER	0	803
IXGRSNCODEBADBUFFERALET	0	841
IXGRSNCODEBADBUFFKEY	0	849
IXGRSNCODEBADBUFSIZE	0	80F
IXGRSNCODEBADDCDSLEVEL	0	839
IXGRSNCODEBADCFLEVEL	0	851
IXGRSNCODEBADECBSTOR	0	83D
IXGRSNCODEBADEHLQ	0	8E6
IXGRSNCODEBADGAP	0	836
IXGRSNCODEBADGROUP	0	8E9
IXGRSNCODEBADHIGHOFFLOAD	0	855
IXGRSNCODEBADHLQ	0	822
IXGRSNCODEBADIMPORTBLOCKID	0	8D9
IXGRSNCODEBADIMPORTTIMESTAMP	0	8DA
IXGRSNCODEBADLOGSNUM	0	826

Table 299. Cross Reference for IXGCON (continued)

Name	Offset	Hex Tag
IXGRSNCODEBADLOWHIGHOFFLOAD	0	856
IXGRSNCODEBADLOWOFFLOAD	0	854
IXGRSNCODEBADLSALLOCAHEAD	0	8EA
IXGRSNCODEBADLSDATACLAS	0	830
IXGRSNCODEBADLSDESC	0	8D5
IXGRSNCODEBADLSMGMTCLAS	0	833
IXGRSNCODEBADLSSTORCLAS	0	82A
IXGRSNCODEBADMAXBUFSIZE	0	83C
IXGRSNCODEBADMODELCONN	0	820
IXGRSNCODEBADNEWSTREAMNAME	0	8E8
IXGRSNCODEBADPARMLIST	0	801
IXGRSNCODEBADRETBLOCKVER	0	8EB
IXGRSNCODEBADRETPD	0	8D8
IXGRSNCODEBADRMNAME	0	8D4
IXGRSNCODEBADSTGDATACLAS	0	82F
IXGRSNCODEBADSTGMGMTCLAS	0	832
IXGRSNCODEBADSTGSTORCLAS	0	829
IXGRSNCODEBADSTMTOKEN	0	806
IXGRSNCODEBADSTREAMLIKE	0	82B
IXGRSNCODEBADSTREAMNAME	0	831
IXGRSNCODEBADSTRNAME	0	811
IXGRSNCODEBADSTRUCTNAME	0	82C
IXGRSNCODEBADSTRUCTUPDATE	0	8DF
IXGRSNCODEBADTIME	0	40003
IXGRSNCODEBADTIMESTAMP	0	837
IXGRSNCODEBADVECTORLEN	0	850
IXGRSNCODEBADVERSION	0	840
IXGRSNCODEBADWRITESIZE	0	809
IXGRSNCODECFLOGSTREAMSTORFULL	0	860
IXGRSNCODECONNECTREBUILD	0	406
IXGRSNCODECONNPOSSIBLELOSSOFDATA	0	407
IXGRSNCODECONNTYPENOTALLOWED	0	8D6
IXGRSNCODEDASDONLYCONNECTED	0	8E2
IXGRSNCODEDATACLASDUPLEXNO	0	859
IXGRSNCODEDISCONNECTINPROGRESS	0	404
IXGRSNCODESDSDIRECTORYFULL	0	85C
IXGRSNCODESDSDIRECTORYFULLWARNING	0	408
IXGRSNCODESDSPCREATEFAILED	0	821
IXGRSNCODEDUPLEXFAILUREWARNING	0	40A

Table 299. Cross Reference for IXGCON (continued)

Name	Offset	Hex Tag
IXGRSNCODEDUPLEXMODEDASDONLY	0	8E1
IXGRSNCODEDUPLEXMODEDUPLEXNO	0	857
IXGRSNCODEEHLQTOOLONG	0	8E7
IXGRSNCODEEMPTYSTREAM	0	846
IXGRSNCODEENDREACHED	0	848
IXGRSNCODEEOFDELETE	0	847
IXGRSNCODEEOFGAP	0	84A
IXGRSNCODEEXPIREDSTMTOKEN	0	82D
IXGRSNCODEFUNCNOTSUPPORTED	0	8D3
IXGRSNCODEIMPORTINPROGRESS	0	8DC
IXGRSNCODEINVALIDFUNC	0	845
IXGRSNCODEINVALIDLSSIZE	0	834
IXGRSNCODEINVALIDDRMNamesSpecified	0	84F
IXGRSNCODEINVALIDSTGSize	0	835
IXGRSNCODEIOERROR	0	808
IXGRSNCODELOCALBUFFERFULL	0	867
IXGRSNCODELOGGERDUPLEXDASDONLY	0	8E5
IXGRSNCODELOGSTREAMDELETED	0	813
IXGRSNCODELOGSTREAMNOTSUPPORTED	0	8E3
IXGRSNCODELOGSTREAMRECOVERYFAILED	0	812
IXGRSNCODELOSSOFDATAEOF	0	84D
IXGRSNCODELOSSOFDATAGAP	0	84B
IXGRSNCODEMASK	0	FFFF
IXGRSNCODEMAXBUFSIZEDASDONLY	0	8E4
IXGRSNCODEMAXSTREAMCONN	0	81A
IXGRSNCODEMAXSTREAMSTR	0	824
IXGRSNCODEMGMTCLASDUPLEXNO	0	85A
IXGRSNCODEMULTIBLOCKERRORWARNING	0	417
IXGRSNCODENOAVAILSYSREC	0	83E
IXGRSNCODENOBLOCK	0	804
IXGRSNCODENOCF	0	853
IXGRSNCODENOCOMLETEEXIT	0	8D2
IXGRSNCODENOCONECTIVITY	0	864
IXGRSNCODENOINVRECSpace	0	823
IXGRSNCODENOLOGRCDSAVAIL	0	82E
IXGRSNCODENOSAFAuth	0	80D
IXGRSNCODENOSTREAM	0	80B
IXGRSNCODENOSTREAMLIKE	0	844
IXGRSNCODENOSTRRECORD	0	827

Table 299. Cross Reference for IXGCON (continued)

Name	Offset	Hex Tag
IXGRSNCODENOSTRUCTNAME	0	85E
IXGRSNCODENOTAUTHFUNC	0	81C
IXGRSNCODENOTAVAILFORIPL	0	814
IXGRSNCODENOTENABLED	0	815
IXGRSNCODEOK	0	0
IXGRSNCODEPERCTOREQUESTOR	0	85F
IXGRSNCODEPRIMARYNOTHOME	0	81B
IXGRSNCODEPROBLEMSTATE	0	8D0
IXGRSNCODEPROCESSEDASYNCH	0	401
IXGRSNCODEPROGRAMKEY	0	8D1
IXGRSNCODEREBUILDINPROGRESS	0	861
IXGRSNCODEREQUESTLOCKED	0	80A
IXGRSNCODEREQUESTNOTALLOWED	0	8D7
IXGRSNCODERMABENDED	0	411
IXGRSNCODERMALREADYCONNECTED	0	84C
IXGRSNCODERMBADGAP	0	40E
IXGRSNCODERMBADRETCODE	0	415
IXGRSNCODERMDISABLED	0	412
IXGRSNCODERMEOFGAP	0	40F
IXGRSNCODERMINVALIDBLOCKID	0	413
IXGRSNCODERMLOSSOFDATAGAP	0	410
IXGRSNCODERMNAMEBADSTATE	0	81D
IXGRSNCODERMNAMENOTALLOWED	0	83A
IXGRSNCODERMNOBLOCK	0	40D
IXGRSNCODERMNOTCONNECTED	0	40B
IXGRSNCODERMOverrideOK	0	40C
IXGRSNCODERMSTOPPEDDELETE	0	414
IXGRSNCODESRBMODE	0	819
IXGRSNCODESTAGINGALLOCERROR	0	80C
IXGRSNCODESTAGINGGDSFORMAT	0	868
IXGRSNCODESTAGINGGDSFULL	0	865
IXGRSNCODESTGDUPLXDASDONLY	0	8E0
IXGRSNCODESTGSDUPLEXNO	0	858
IXGRSNCODESTORCLASDUPLEXNO	0	85B
IXGRSNCODESTRDEFINED	0	825
IXGRSNCODESTREAMDEFINED	0	80E
IXGRSNCODESTREAMINUSE	0	810
IXGRSNCODESTRRECORDINUSE	0	828
IXGRSNCODESTRSPACETOOSMALL	0	84E

Table 299. Cross Reference for IXGCON (continued)

Name	Offset	Hex Tag
IXGRSNCODESTRUCTUREFAILED	0	863
IXGRSNCODESTRUCTUREFULL	0	866
IXGRSNCODESTRUCTURENOTAVAIL	0	8B0
IXGRSNCODETESTARTERROR	0	83F
IXGRSNCODEUNDEFMSCLAS	0	838
IXGRSNCODEUPDATENEWNAMEWARNING	0	418
IXGRSNCODEUPDATENOOPTIONS	0	8DE
IXGRSNCODEUPDATETIMESTAMPTOOSMALL	0	8DD
IXGRSNCODEWARNINGDEL	0	402
IXGRSNCODEWARNINGGAP	0	403
IXGRSNCODEWARNINGLOSSOFDATA	0	405
IXGRSNCODEWARNINGMULTIBLOCK	0	416
IXGRSNCODEWOWERROR	0	85D
IXGRSNCODEWOWWARNING	0	409
IXGRSNCODEXCDSERROR	0	81F
IXGRSNCODEXCDSREFORMAT	0	843
IXGRSNCODEXESERROR	0	802
IXGRSNCODEXESPURGE	0	862
IXGRSNCODEXESSTRNOTAUTH	0	81E
IXGRSNLOGGERRESTEMPUNAVHB	0	8CF
IXGRSNLOGGERRESTEMPUNAVLB	0	8B0
IXGRSNLOGSTREAMTEMPUNAVIL	0	88F
IXGRSNLOGSTREAMTEMPUNAVLB	0	860

## IXGENF information

### IXGENF programming interface information

IXGENF is a programming interface.

### IXGENF heading information

<b>Common name:</b>	Event Notification Facility Signal Parameter List
<b>Macro ID:</b>	IXGENF
<b>DSECT name:</b>	IXGENF
<b>Owning component:</b>	System Logger (SCLOG)
<b>Eye-catcher ID:</b>	ENF Offset: 0 Length: 4 bytes
<b>Storage attributes:</b>	Key: 0



**Size:** IXGENF -- X'0056' bytes  
 IxgenfCommon -- X'003C' (60 dec) bytes  
 IxgenfUnion1 -- max of following:  
 this IxgenfResMgrDisabled -- X'0056' (86 dec) bytes  
 or IxgenfInventoryDefUpdate -- X'0100' (256 dec) bytes  
 or IxgenfInventoryDelete -- X'0042' (66 dec) bytes  
 or IxgenfConnDiscInfo -- X'0096' (150 dec) bytes  
 or IxgenfWrOffLoadInfo -- X'003A' (68 dec) bytes  
 or IxgenfLogStreamNames -- X'001A' (26 dec) bytes  
 times value in field  
 IxgenfLogStreamCount

**Created by:** System Logger modules issuing an ?ENFREQ ACTION(SIGNAL) macro to send the ENF 48 signal to the registered listeners of ENF 48.

**Pointed to by:** On entry to the ENF listen exit, register 1 points to a word which contains the address of the IXGENF data area

**Serialization:** Serialized by the ENF component

**Function:** Mapping of parameter list passed to ENF listening routine to communicate MVS System Logger event information.

## IXGENF mapping

Table 300. Structure IXGENF

Offset Dec	Offset Hex	Type	Len	Name (Dim)	Description
0	(0)	STRUCTURE	0	IXGENF	LOGR Event Notification Parameter List
0	(0)	CHARACTER	60	IXGENFCOMMON(0)	
0	(0)	CHARACTER	4	IXGENFACRONYM	Eyecatcher C'ENF '
4	(4)	CHARACTER	5	IXGENFCOMPONENT	Component Acronym
9	(9)	BITSTRING	1	IXGENFCDSTYPE(0)	CDS data type indication
	1... ....			IXGENFUSECDSTYPEISSET	"X'80'" when on, means one of the following CDS data type flags is set on when off, means sysplex scope LOGR CDS type expected for use on the system originating the ENF signal
	.1.. ....			IXGENFUSECDSTYPELOGR	"X'40'" (valid only when IxgenfUseCdsTypeIsSet in on, otherwise undefined) when on, means sysplex scope LOGR CDS type expected for use on the system originating the ENF signal
	..1. ....			IXGENFUSECDSTYPELOGRY	"X'20'" (valid only when IxgenfUseCdsTypeIsSet in on, otherwise undefined) when on, means single-system scope LOGRY CDS type expected for use on system originating the ENF signal
	...1 ....			IXGENFUSECDSTYPELOGRZ	"X'10'" (valid only when IxgenfUseCdsTypeIsSet in on, otherwise undefined) when on, means single-system scope LOGRZ CDS type expected for use on system originating the ENF signal
10	(A)	BITSTRING	1	IXGENFVERSION	Version Number
11	(B)	CHARACTER	1		Unused

Table 300. Structure IXGENF (continued)

Offset Dec	Offset Hex	Type	Len	Name (Dim)	Description
12	(C)	BITSTRING	4	IXGENFEVENTS(0)	Event Flags
12	(C)	BITSTRING	1	IXGENFEVENTSBYTE0(0)	
		1... ....		IXGENFSYSTEMLOGGERAVAIL	"X'80'" MVS System Logger Services available.
		.1.. ....		IXGENFSYSTEMLOGGERNOTAVAILFORIPL	"X'40'" MVS System Logger Services are not available for the duration of this IPL. A Re-IPL of the system is necessary to activate MVS System Logger Services. See IxgenfEventReasons for the reasons why Logger is not available for this IPL.
		..1. ....		IXGENFLOGSTREAMSAVAILABLE	"X'20'" Logstream resources mapped to the structure named in IxgenfStrname are available for use. See IxgenfEventReasons for the specific reason logstream resources for the affected logstreams are available.
		...1 ....		IXGENFLOGSTREAMSNOTAVAILABLE	"X'10'" Logstream resources mapped to the structure named in IxgenfStrname are not available for use. See IxgenfEventReasons for the specific reason logstream resources for the affected logstreams are not available.
		.... 1...		IXGENFLOGSTREAMRESOURCECHANGE	"X'08'" A change in the state of the resources allocated to the logstreams listed has occurred.
		.... .1..		IXGENFSYSTEMLOGGERRESOURCECHG	"X'04'" A change in the state of resources that the System Logger has interest in has occurred (i.e. coupling facility resource change)
		.... ..1.		IXGENFLOGSTREAMCONNDISC	"X'02'" A connection to or a disconnection from a log has been successful in the sysplex
13	(D)	BITSTRING	1	IXGENFEVENTSBYTE1(0)	
		1... ....		IXGENFLOGSTREAMDEFUPDATE	"X'80'" Either a log stream has been defined or its definition has been updated
		.1.. ....		IXGENFLOGSTREAMDELETE	"X'40'" Log stream definition deleted from Logger inventory
		..1. ....		IXGENFLOGSTREAMOFFLOADCOMPLETE	"X'20'" A writer offload event for the log stream has completed
		...1 ....		IXGENFRMDISABLED	"X'10'" The resource manager associated with the log stream has been disabled because it abended and did not recover
		.... 1...		IXGENFZAILOCCHG	"X'08'" System logger parameter options change occurred for ZAI SERVER, TPNAME and/or PORT values. Refer to IXGQUERY REQUEST=ZAILOCINFO and IXGQZBUF mapping for details.
14	(E)	BITSTRING	1	IXGENFEVENTSBYTE2	
15	(F)	BITSTRING	1	IXGENFEVENTSBYTE3	
16	(10)	BITSTRING	4	IXGENFEVENTREASONS(0)	Specific reasons that the events are being reported for.

Table 300. Structure IXGENF (continued)

Offset Dec	Offset Hex	Type	Len	Name(Dim)	Description
16	(10)	BITSTRING	1	IXGENFEVENTREASONSBYTE0(0)	
		1... ....		IXGENFSTRREBUILDSTART	"X'80'" Structure Rebuild processing for a log stream has begun. Programs connected to an affected log stream are expected to cease invoking MVS System Logger functions. If any functions are invoked against an affected log stream, they are rejected. This reason is valid for event IxgenfLogstreamsNotAvailable
		.1.. ....		IXGENFSTRREBUILDCOMPLETE	"X'40'" Structure Rebuild processing for a log stream has completed. Programs may resume invoking MVS System Logger functions This reason is valid for event IxgenfLogstreamsAvailable.
		..1. ....		IXGENFSTRREBUILDFAILED	"X'20'" Structure Rebuild processing has failed. Connections to the structure named in IxgenfStrName from this system are in a failed state. Requests for the affected log stream(s) are rejected. This reason is valid for event IxgenfLogstreamsNotAvailable
		...1 ....		IXGENFSTAGINGDSSTORAGEAVAILABLE	"X'10'" Reclamation of staging data set space has completed. Staging data set space is now available for use by the subject logstream. This reason is valid for event IxgenfLogstreamsAvailable.
		.... 1...		IXGENFLOGSTREAMSTORAGEAVAILABLE	"X'08'" Migration of logstream data to DASD to reach the low threshold value of the current logstream storage consumption limit has completed. Coupling facility storage is now available for use by the subject logstream. This reason is valid for event IxgenfLogstreamsAvailable.
		.... .1..		IXGENFLOSSOFDATA	"X'04'" A loss of data condition may exist for the affected logstream(s). This reason is valid for event IxgenfLogstreamResourceChange.
		.... ..1.		IXGENFCFRESOURCECHANGE	"X'02'" A change in the state of coupling facility resources has occurred and reported by ENF 35. When the resource change is related to a specific coupling facility structure, IxgenfStrName will contain the name of the structure that was affected by the resource change. This reason is valid for event IxgenfSystemLoggerResourceChg.
		.... ...1		IXGENFXESRECOMMENDACTION	"X'01'" A XES Recommend Action event was received by the MVS System Logger Structure Event Exit instructing System Logger to discontinue use (disconnect from) of the structure named in IxgenfStrName. The XES recommended action is based on installation specified SFM and CFRM policy values. Connections to the affected logstream(s) have been terminated by System Logger. This reason is valid for event IxgenfLogstreamsNotAvailable.
17	(11)	BITSTRING	1	IXGENFEVENTREASONSBYTE1(0)	

Table 300. Structure IXGENF (continued)

Offset Dec	Offset Hex	Type	Len	Name(Dim)	Description
		1... ....		IXGENFCOMPONENTERROR	"X'80'" A system logger component error has occurred. The System Logger had to discontinue use (disconnect from) of the structure named in IxgenfStrName. Connections to the affected logstream(s) have been terminated by System Logger. This reason is valid for event IxgenfLogstreamsNotAvailable.
		.1.. ....		IXGENFSTRRESOURCECHANGE	"X'40'" Resources in the structure named in IxgenfStrName have become available. Requests that were rejected due to a structure resource shortage or structure full condition should be attempted again.
		..1. ....		IXGENFREQLOGRESNOTAVAIL	"X'20'" Logger required resources are not available (e.g. staging dataset could not be allocated)
		...1 ....		IXGENFLOGGERNOTAVAILXCFLOCAL	"X'10'" PLEXCFG=XCFLOCAL, not in sysplex mode. This reason is valid for event IxgenfSystemLoggerNotAvailForIPL.
		.... 1...		IXGENFLOGGERNOTAVAILNOSTART	"X'08'" IXGLOGR=NOSTART on LOGR subsys specification. This reason is valid for event IxgenfSystemLoggerNotAvailForIPL.
		.... .1..		IXGENFSETLOGRFORCEDISCONNECT	"X'04'" Force Disconnect operation has been completed. This reason is only valid for event IxgenfLogstreamsNotAvailable.
		.... ..1.		IXGENFSYSTEMLEVELDISC	"X'02'" The disconnect event is for a system level. It signals that the last disconnect for a log stream on this system has been completed.
		.... ...1		IXGENFSETLOGRFORCEDDELETE	"X'01'" Force Delete operation has completed. The logstream referred to by Ixgen fInventoryDelLogStreamName has been deleted from the LOGR Couple Data Set as a result of the command request. This reason is only valid for event IxgenfLogStreamDelete.
18	(12)	BITSTRING	1	IXGENFEVENTREASONSBYTE2	
19	(13)	BITSTRING	1	IXGENFEVENTREASONSBYTE3	
20	(14)	BITSTRING	4	IXGENFEVENTSPECIFICINFO(0)	Event Specific Information that provides additional information about the reported event and the reason that the event is reported.
20	(14)	BITSTRING	1	IXGENFEVENTSPECIFICINFOBYTE0(0)	
		1... ....		IXGENFSTRREBUILDFAILLOSSCONN	"X'80'" This bit is only valid when IxgenfStrRebuildFailed is ON. Structure Rebuild processing has failed. A loss of connectivity to the structure named in IxgenfStrname has left this system with no coupling facility resources allocated to the affected log stream(s).
		.1.. ....		IXGENFSTRREBUILDFAILSTRFAIL	

Table 300. Structure IXGENF (continued)

Offset Dec	Offset Hex	Type	Len	Name (Dim)	Description
					"X'40'" This bit is only valid when IxgenfStrRebuildFailed is ON. Structure Rebuild processing has failed. A structure failure to the structure named in IxgenfStrname has left this system with no coupling facility resources allocated to the affected log stream(s).
	..1. ....			IXGENFSTRREBUILDCFDUPLEX	"X'20'" On = CF Auto-duplex rebuild is in progress
	...1 ....			IXGENFLOSSOFCONNECTIVITY	"X'10'" This bit is only valid when IxgenfXESrecommendaction is ON. The XES Recommend Action event was initiated due to a loss of connectivity between the coupling facility structure named in IxgenfStrName and the system that the ENF Listener exit that receives this parameter list is executing on.
	.... 1...			IXGENFLOGSTREAMDISCONNECTED	"X'08'" This bit is only valid when IxgenfXESrecommendaction is ON, IxgenfComponentError is ON, or IxgSetLogrForceDisconnect is ON. Connections to the affected logstream(s) have been terminated by System Logger. The streamtoken that uniquely defined the connection has been invalidated. All connectors should clean up information related to the invalidated streamtoken.
	.... .1..			IXGENFSTGALLOCERR	"X'04'" Staging Data set could not be allocated
21	(15)	BITSTRING	1	IXGENFEVENTSPECIFICINFOBYTE1	
22	(16)	BITSTRING	1	IXGENFEVENTSPECIFICINFOBYTE2	
23	(17)	BITSTRING	1	IXGENFEVENTSPECIFICINFOBYTE3	
24	(18)	CHARACTER	16	IXGENFSTRNAME	Structure name that is the subject of the event being signalled (not provided if the event is not structure related).
40	(28)	SIGNED	4	IXGENFLOGSTREAMCOUNT	Number of log streams that are connected to the structure and affected by the reported event
44	(2C)	CHARACTER	16		Unused - Available
60	(3C)	CHARACTER	1	IXGENFUNION1(0)	
60	(3C)	CHARACTER	86	IXGENFRESMGRDISABLED(0)	Resource Manager exit has been disabled
60	(3C)	BITSTRING	8	IXGENFRESMGRGMTTIMESTAMP	Time stamp
68	(44)	CHARACTER	26	IXGENFRESMGRLOGSTREAMNAME	log stream name
94	(5E)	CHARACTER	8	IXGENFRESMGRNAME	Resource Manager associated with this log stream.
102	(66)	CHARACTER	8	IXGENFRESMGRDATA	Resource Manager Data.
110	(6E)	CHARACTER	16	IXGENFRESMGRLSDESCRIPTION	Description associated with the log stream
126	(7E)	CHARACTER	4	IXGENFRESMGRABENDCODE	Copy of SDWAABCC if an sdwa was available when the resource manager was disabled else binary zeroes
130	(82)	CHARACTER	16	IXGENFRESMGRGMTTIMESTAMPE	Time stamp in STCKE format
60	(3C)	CHARACTER	256	IXGENFINVENTORYDEFUPDATE(0)	Log stream define or update section
60	(3C)	CHARACTER	148	IXGENFINVENTORYDEFUPDATE1(0)	

Table 300. Structure IXGENF (continued)

Offset Dec	Offset Hex	Type	Len	Name (Dim)	Description
					Original portion of define update section
60	(3C)	BITSTRING	8	IXGENFINVENTORYGMTTIMESTAMP	Time stamp
68	(44)	CHARACTER	8	IXGENFINVENTORYSYSNAME	System name on which the define or update occurred
76	(4C)	CHARACTER	26	IXGENFINVENTORYLOGSTREAMNAME	Log stream name
102	(66)	BITSTRING	8	IXGENFINVENTORYLOGSTREAMDEFTIME	Set to binary zeroes for log streams defined or changed prior to OS390R3. For log streams defined when OS390R3 is installed, this field contains the define time. For log streams defined before OS390R3 and updated after OS390R3 is installed, this field contains the time of first update.
110	(6E)	CHARACTER	8	IXGENFINVENTORYRESMGRNAME	Resource Manager associated with this log stream. If binary zeroes, no resource mgr is associated with this log stream
118	(76)	CHARACTER	16	IXGENFINVENTORYSTRUCTNAME	CF structure name to which the log stream maps
134	(86)	BITSTRING	2	IXGENFINVENTORYFLAGS(0)	Flags
134	(86)	BITSTRING	1	IXGENFINVENTORYFLAGS0(0)	Flags byte 0
	1... ..			IXGENFINVENTORYDEFINEREQ	"X'80'" If set, request is to define a log stream
	.1.. ..			IXGENFINVENTORYUPDATEREQ	"X'40'" If set, request is to update the log stream definition
	..1. ....			IXGENFINVENTORYSTGDUPLXYES	"X'20'" If set, STG_DUPLEX=YES in effect. Refer to Duplexmode flags IxgenfInventoryStgModeCond and IxgenfInventoryStgModeDRXRC
	...1 ....			IXGENFINVENTORYSTGMODECOND	"X'10'" If set, DuplexMode=Cond in effect. If set off, then when IxgenfInventoryStgModeDRXRC is also off, then DuplexMode=Uncond.
	.... 1...			IXGENFINVENTORYMODELYES	"X'08'" If set, this is a log stream model definition
	.... .1..			IXGENFINVENTORYDASDONLYYES	"X'04'" If set, this is a DASD only log stream definition
	.... ..1.			IXGENFINVENTORYLOGGERDUPLEXCOND	"X'02'" If set, LOGGERDUPLEX=COND is in effect
	.... ...1			IXGENFINVENTORYEXT1	"X'01'" If set, IxgenfInventoryExt1Area section is provided in the Enf area
135	(87)	BITSTRING	1	IXGENFINVENTORYFLAGS1(0)	Flags byte 1
	1... ..			IXGENFINVENTORYAUTODELETE	"X'80'" If set, AutoDelete(Yes)
	.1.. ..			IXGENFINVENTORYOFFRECALL	"X'40'" If set, OffloadRecall(Yes)
	..1. ....			IXGENFINVENTORYSTGMODEDRXRC	"X'20'" If set, DuplexMode=DRXRC in effect. Also see flag IxgenfInventoryStgModeCond
136	(88)	CHARACTER	8	IXGENFINVENTORYSTGDATACLAS	Data class for staging data sets
144	(90)	CHARACTER	8	IXGENFINVENTORYSTGMGMTCLAS	Mgmt class for staging data sets

Table 300. Structure IXGENF (continued)

Offset Dec	Offset Hex	Type	Len	Name (Dim)	Description
152	(98)	CHARACTER	8	IXGENFINVENTORYSTGSTORCLAS	Storage class for staging data sets
160	(A0)	CHARACTER	8	IXGENFINVENTORYLSDATACLAS	Data class for log stream data sets
168	(A8)	CHARACTER	8	IXGENFINVENTORYLSMGMTCLAS	Mgmt class for log stream data sets
176	(B0)	CHARACTER	8	IXGENFINVENTORYLSSTORCLAS	Storage class for log stream data sets
184	(B8)	SIGNED	4	IXGENFINVENTORYLOWOFFLOAD	Low offload threshold
188	(BC)	SIGNED	4	IXGENFINVENTORYHIGHOFFLOAD	High offload threshold
192	(C0)	CHARACTER	16	IXGENFINVENTORYLSDESCRIPTION	Logstream description
208	(D0)	CHARACTER	108	IXGENFINVENTORYEXT1AREA(0)	This area included in the Enf parameter area when IxgenfInventoryExt1 is on
208	(D0)	BITSTRING	8	IXGENFINVENTORYPENDUPDFLAGS(0)	These flags indicate that the associated field is in a "Pending Update" state and not yet committed.
208	(D0)	BITSTRING	1	IXGENFINVENTORYPENDUPDFLAGS0(0)	Flags 0
		1... ....		IXGENFINVENTORYRETPDPENDUPD	"X'80' "
		.1.. ....		IXGENFINVENTORYAUTODELETEPENDUPD	"X'40' "
		..1. ....		IXGENFINVENTORYOFFLOADRECALLPENDUPD	"X'20' "
		...1 ....		IXGENFINVENTORYLSSIZEPENDUPD	"X'10' "
		.... 1...		IXGENFINVENTORYLSDATACLASPENDUPD	"X'08' "
		.... .1..		IXGENFINVENTORYLSMGMTCLASPENDUPD	"X'04' "
		.... ..1.		IXGENFINVENTORYLSSTORCLASPENDUPD	"X'02' "
		.... ...1		IXGENFINVENTORYLOWOFFLOADPENDUPD	"X'01' "
209	(D1)	BITSTRING	1	IXGENFINVENTORYPENDUPDFLAGS1(0)	Flags 1
		1... ....		IXGENFINVENTORYHIGHOFFLOADPENDUPD	"X'80' "
		.1.. ....		IXGENFINVENTORYSTGSGIZEPENDUPD	"X'40' "
		..1. ....		IXGENFINVENTORYSTGDATACLASPENDUPD	"X'20' "
		...1 ....		IXGENFINVENTORYSTGMGMTCLASPENDUPD	"X'10' "
		.... 1...		IXGENFINVENTORYSTGSTORCLASPENDUPD	"X'08' "
		.... .1..		IXGENFINVENTORYMAXBUFSIZEPENDUPD	

Table 300. Structure IXGENF (continued)

Offset Dec	Offset Hex	Type	Len	Name (Dim)	Description
					"X'04' "
		.... ..1.		IXGENFINVENTORYLOGGERDUPLEXPENDUPD	
					"X'02' "
		.... ....1		IXGENFINVENTORYSTGDUPLEXYESPENDUPD	
					"X'01' "
210	(D2)	BITSTRING	1	IXGENFINVENTORYPENDUPDFLAGS2(0)	Flags 2
		1... ....		IXGENFINVENTORYDUPLEXMODECONDPENDUPD	
					"X'80' "
		.1... ....		IXGENFINVENTORYDUPLEXMODEDRXRCPENDUPD	
					"X'40' "
211	(D3)	BITSTRING	5		
216	(D8)	SIGNED	4	IXGENFINVENTORYLSSIZE	LS_Size
220	(DC)	SIGNED	4	IXGENFINVENTORYSTGSIZE	Stg_Size
224	(E0)	SIGNED	4	IXGENFINVENTORYMAXBUFSIZE	MaxBufSize
228	(E4)	SIGNED	4	IXGENFINVENTORYFW1(0)	full word
228	(E4)	BITSTRING	1		Reserved
229	(E5)	SIGNED	3	IXGENFINVENTORYRETPD	Retention period
232	(E8)	CHARACTER	33	IXGENFINVENTORYEHLQ	Ehlq/Hlq
265	(109)	CHARACTER	8	IXGENFINVENTORYGROUP	Group
273	(111)	CHARACTER	11	IXGENFINVENTORYRSVD	Reserved
284	(11C)	CHARACTER	16	IXGENFINVENTORYGMTTIMESTAMP	Time stamp
300	(12C)	CHARACTER	16	IXGENFINVENTORYLOGSTREAMDEFTIMEE	This field contains the define time in STCKE format
60	(3C)	CHARACTER	66	IXGENFINVENTORYDELETE(0)	Log stream delete from inventory
60	(3C)	BITSTRING	8	IXGENFINVENTORYDELGMTTIMESTAMP	Time stamp
68	(44)	CHARACTER	8	IXGENFINVENTORYDELSYSNAME	System name on which the log stream delete occurred
76	(4C)	CHARACTER	26	IXGENFINVENTORYDELLOGSTREAMNAME	Log stream name
102	(66)	CHARACTER	8	IXGENFINVENTORYDELRESMGRNAME	Resource Manager Name
110	(6E)	CHARACTER	16	IXGENFINVENTORYDELGMTTIMESTAMP	Time stamp
60	(3C)	CHARACTER	150	IXGENFCONNDISCINFO(0)	Successful connect to or disconnect from a log stream
60	(3C)	CHARACTER	8	IXGENFCONNDISCSYSNAME	System name on which the connect or disconnect occurred
68	(44)	BITSTRING	8	IXGENFCONNDISCGMTTIMESTAMP	Time stamp Set for both connect and disconnect events
76	(4C)	CHARACTER	26	IXGENFCONNDISCLOGSTREAMNAME	log stream name. Set for both connect and disconnect events
102	(66)	BITSTRING	8	IXGENFCONNDISCLOGSTREAMDEFTIME	



Table 300. Structure IXGENF (continued)

Offset Dec	Offset Hex	Type	Len	Name(Dim)	Description
					Set to binary zeroes for log streams defined or changed prior to OS390R3. For log streams defined when OS390R3 is installed, this field contains the define time. For log streams defined before OS390R3 and updated after OS390R3 is installed, this field contains the time of first update.
110	(6E)	BITSTRING	8	IXGENFCONNDISCLSTREAMSTRVER(0)	Logical structure Version number of the CF structure associated with this log stream. Set for both ConnSuccess and DisconnSuccess events
110	(6E)	BITSTRING	8	IXGENFCONNDISCLSTREAMINSVER	Alternate name for DASD only log stream. STCK value when the log stream staging data set was allocated
118	(76)	CHARACTER	8	IXGENFCONNDISCRESMGRNAME	Resource Manager associated with this log stream. If binary zeroes, no RM is associated with the log stream. This is the resource manager name specified on the log stream's inventory record. To check if the resource manager is connected, check field IxgenfConnDiscResMgr-Connected. Set for both connect and disconnect events
126	(7E)	CHARACTER	8	IXGENFCONNDISCRESMGRDATA	Resource Manager Data. Contains valid data only if IxgenfConnDiscResMgr-Connected is set. Set for both connect and disconnect events
134	(86)	BITSTRING	1	IXGENFCONNDISCRESMGREVENTS(0)	Monitored events. Contains valid data only if IxgenfConnDiscResMgr-Connected is set
		1... ....		IXGENFCONNDISCLBWITES	"X'80'" If set, the resource manager is monitoring log block write events
		.1.. ....		IXGENFCONNDISCLBDELETES	"X'40'" If set, the resource manager is monitoring log block delete events
135	(87)	BITSTRING	1	IXGENFCONNDISCLFLAGS(0)	Additional flags
		1... ....		IXGENFCONNDISCAUTHREAD	"X'80'" If set then AUTH=READ specified on the connect request. Set for successful connect requests.
		.1.. ....		IXGENFCONNDISCAUTHWRITE	"X'40'" If set then AUTH=WRITE specified on the connect request. Set for successful connect requests
		..1. ....		IXGENFCONNDISCRESMGRMANAGED	"X'20'" If set, RENAME keyword specified on log stream definition
		...1 ....		IXGENFCONNDISCRESMGRCONNECTED	"X'10'" If set, resource manager is connected to the log stream. Valid for both connect and disconnect events
		.... 1...		IXGENFCONNDISCONNECT	"X'08'" If set, this parmlist represents a connect request
		.... .1..		IXGENFCONNDISCDISCONNECT	"X'04'" If set, this parmlist represents a disconnect request
		.... ..1.		IXGENFCONNDISCUSINGPHYSSTR	"X'02'" On = using physical structure
		.... ...1		IXGENFCONNDISCUSINGPHYSSTR2	

Table 300. Structure IXGENF (continued)

Offset Dec	Offset Hex	Type	Len	Name (Dim)	Description
					"X'01'" On = using second physical structure
136	(88)	SIGNED	4	IXGENFCONNDISCNUMOFREADS	Number of read connections to this log stream. Set for both connect and disconnect events
140	(8C)	SIGNED	4	IXGENFCONNDISCNUMOFWRITES	Number of write connections to this log stream. Set for both connect and disconnect events
144	(90)	CHARACTER	16	IXGENFCONNDISCLSDDESCRIPTION	LS Description data specified when the log stream was defined or its definition updated in inventory
160	(A0)	CHARACTER	16	IXGENFCONNDISCLSTREAMPHYSSTRSVERS(0)	Version numbers of physical structures
160	(A0)	CHARACTER	8	IXGENFCONNDISCLSTREAMPHYSSTRVER(0)	Physical structure version number of the CF structure associated with this log stream. Set for both ConnSuccess and DisconnSuccess events
160	(A0)	CHARACTER	8	IXGENFCONNDISCLSTREAMPHYSINSVER	Alternate name for DASD only log stream. STCK value when the log stream staging data set was allocated
168	(A8)	CHARACTER	8	IXGENFCONNDISCLSTREAMPHYSSTR2VER	Second physical structure version number of the CF structure associated with this log stream. Set for both ConnSuccess and DisconnSuccess events
176	(B0)	CHARACTER	2	IXGENFCONNDISCDISCONNINFO(0)	Last disconnect from the log stream on this system info.
176	(B0)	SIGNED	2	IXGENFCONNDISCCOUNT	The number of connections to this log stream in the sysplex. Set only when IxgenfSystemLevelDisc is on.
178	(B2)	CHARACTER	16	IXGENFCONNDISCGMTTIMESTAMP	Time stamp Set for both connect and disconnect events in STCKE format
194	(C2)	CHARACTER	16	IXGENFCONNDISCLSTREAMDEFTIME	This field contains the define time in STCKE format
60	(3C)	CHARACTER	58	IXGENFWROFFLOADINFO(0)	Writer Offload has completed from Logger inventory
60	(3C)	BITSTRING	8	IXGENFWROFFLOADGMTTIMESTAMP	Time stamp
68	(44)	CHARACTER	26	IXGENFWROFFLOADLOGSTREAMNAME	log stream name
94	(5E)	CHARACTER	8	IXGENFWROFFLOADSAFEIMPORTPOINT	Highest log block id, that is no longer in the coupling facility
102	(66)	CHARACTER	16	IXGENFWROFFLOADGMTTIMESTAMP	Time stamp in STCKE format
60	(3C)	CHARACTER	26	IXGENFLOGSTREAMNAMES	Name(s) of log streams that are connected to the structure and affected by the reported event
60	(3C)	X'D5C640'	0	IXGENFEYECATCHER	"C'ENF '"

Table 300. Structure IXGENF (continued)

Offset Dec	Offset Hex	Type	Len	Name (Dim)	Description
		.... ...1		IXGENF_LATEST_VERSION	"X'01' "
		.... ...1		IXGENF_1ST_VERSION	"X'01' "
60	(3C)	X'56'	0	IXGENF_LEN	"*-IXGENF"

Table 301. Cross Reference for IXGENF

Name	Offset	Hex	Tag
IXGENF	0		
IXGENF_LATEST_VERSION	3C		1
IXGENF_LEN	3C		56
IXGENF_1ST_VERSION	3C		1
IXGENFACRONYM	0		
IXGENFCDSTYPE	9		
IXGENFCFRESOURCECHANGE	10		2
IXGENFCOMMON	0		
IXGENFCOMPONENT	4		
IXGENFCOMPONENTERROR	11		80
IXGENFCONNDISCAUTHREAD	87		80
IXGENFCONNDISCAUTHWRITE	87		40
IXGENFCONNDISCONNECT	87		8
IXGENFCONNDISCCOUNT	B0		
IXGENFCONNDISCDISCONNECT	87		4
IXGENFCONNDISCDISCONNINFO	B0		
IXGENFCONNDISCFLAGS	87		
IXGENFCONNDISCGMTTIMESTAMP	44		
IXGENFCONNDISCGMTTIMESTAMPE	B2		
IXGENFCONNDISCINFO	3C		
IXGENFCONNDISCLBDELETES	86		40
IXGENFCONNDISCLBWrites	86		80
IXGENFCONNDISCLOGSTREAMDEFTIME	66		
IXGENFCONNDISCLOGSTREAMDEFTIMEE	C2		
IXGENFCONNDISCLOGSTREAMINSVER	6E		
IXGENFCONNDISCLOGSTREAMNAME	4C		
IXGENFCONNDISCLOGSTREAMPHYSINSVER	A0		
IXGENFCONNDISCLOGSTREAMPHYSSTRSVERS	A0		
IXGENFCONNDISCLOGSTREAMPHYSSTRVER	A0		
IXGENFCONNDISCLOGSTREAMPHYSSTR2VER	A8		
IXGENFCONNDISCLOGSTREAMSTRVER	6E		
IXGENFCONNDISCLSDDESCRIPTION	90		
IXGENFCONNDISCNUMOFREADS	88		

Table 301. Cross Reference for IXGENF (continued)

Name	Offset	Hex Tag
IXGENFCONNDISCNUMOFWRITES	8C	
IXGENFCONNDISCRESMGRCONNECTED	87	10
IXGENFCONNDISCRESMGRDATA	7E	
IXGENFCONNDISCRESMGREVENTS	86	
IXGENFCONNDISCRESMGRMANAGED	87	20
IXGENFCONNDISCRESMGRNAME	76	
IXGENFCONNDISCSYSNAME	3C	
IXGENFCONNDISCUSINGPHYSSTR	87	2
IXGENFCONNDISCUSINGPHYSSTR2	87	1
IXGENFEVENTREASONS	10	
IXGENFEVENTREASONSBYTE0	10	
IXGENFEVENTREASONSBYTE1	11	
IXGENFEVENTREASONSBYTE2	12	
IXGENFEVENTREASONSBYTE3	13	
IXGENFEVENTS	C	
IXGENFEVENTSBYTE0	C	
IXGENFEVENTSBYTE1	D	
IXGENFEVENTSBYTE2	E	
IXGENFEVENTSBYTE3	F	
IXGENFEVENTSPECIFICINFO	14	
IXGENFEVENTSPECIFICINFOBYTE0	14	
IXGENFEVENTSPECIFICINFOBYTE1	15	
IXGENFEVENTSPECIFICINFOBYTE2	16	
IXGENFEVENTSPECIFICINFOBYTE3	17	
IXGENFEYECATCHER	3C	D5C640
IXGENFINVENTORYAUTODELETE	87	80
IXGENFINVENTORYAUTODELETEPENDUPD	D0	40
IXGENFINVENTORYDASDONLYYES	86	4
IXGENFINVENTORYDEFINEREQ	86	80
IXGENFINVENTORYDEFUPDATE	3C	
IXGENFINVENTORYDEFUPDATE1	3C	
IXGENFINVENTORYDELETE	3C	
IXGENFINVENTORYDELGMTTIMESTAMP	3C	
IXGENFINVENTORYDELGMTTIMESTAMPE	6E	
IXGENFINVENTORYDELLOGSTREAMNAME	4C	
IXGENFINVENTORYDELRESMGRNAME	66	
IXGENFINVENTORYDELSYSNAME	44	
IXGENFINVENTORYDUPLEXMODECONDPENDUPD	D2	80
IXGENFINVENTORYDUPLEXMODEDRXCPENDUPD	D2	40

Table 301. Cross Reference for IXGENF (continued)

Name	Offset	Hex Tag
IXGENFINVENTORYEHLQ	E8	
IXGENFINVENTORYEXT1	86	1
IXGENFINVENTORYEXT1AREA	D0	
IXGENFINVENTORYFLAGS	86	
IXGENFINVENTORYFLAGS0	86	
IXGENFINVENTORYFLAGS1	87	
IXGENFINVENTORYFW1	E4	
IXGENFINVENTORYGMTTIMESTAMP	3C	
IXGENFINVENTORYGMTTIMESTAMPE	11C	
IXGENFINVENTORYGROUP	109	
IXGENFINVENTORYHIGHOFFLOAD	BC	
IXGENFINVENTORYHIGHOFFLOADPENDUPD	D1	80
IXGENFINVENTORYLOGGERDUPLEXCOND	86	2
IXGENFINVENTORYLOGGERDUPLEXPENDUPD	D1	2
IXGENFINVENTORYLOGSTREAMDEFTIME	66	
IXGENFINVENTORYLOGSTREAMDEFTIMEE	12C	
IXGENFINVENTORYLOGSTREAMNAME	4C	
IXGENFINVENTORYLOWOFFLOAD	B8	
IXGENFINVENTORYLOWOFFLOADPENDUPD	D0	1
IXGENFINVENTORYLSDATACLAS	A0	
IXGENFINVENTORYLSDATACLASPENDUPD	D0	8
IXGENFINVENTORYLSDESCRIPTION	C0	
IXGENFINVENTORYLSMGMTCLAS	A8	
IXGENFINVENTORYLSMGMTCLASPENDUPD	D0	4
IXGENFINVENTORYLSSIZE	D8	
IXGENFINVENTORYLSSIZEPENDUPD	D0	10
IXGENFINVENTORYLSSTORCLAS	B0	
IXGENFINVENTORYLSSTORCLASPENDUPD	D0	2
IXGENFINVENTORYMAXBUFSIZE	E0	
IXGENFINVENTORYMAXBUFSIZEPENDUPD	D1	4
IXGENFINVENTORYMODELYES	86	8
IXGENFINVENTORYOFFLOADRECALLPENDUPD	D0	20
IXGENFINVENTORYOFFRECALL	87	40
IXGENFINVENTORYPENDUPDFLAGS	D0	
IXGENFINVENTORYPENDUPDFLAGS0	D0	
IXGENFINVENTORYPENDUPDFLAGS1	D1	
IXGENFINVENTORYPENDUPDFLAGS2	D2	
IXGENFINVENTORYRESMGRNAME	6E	
IXGENFINVENTORYRETPD	E5	

Table 301. Cross Reference for IXGENF (continued)

Name	Offset	Hex Tag
IXGENFINVENTORYRETPDPENDUPD	D0	80
IXGENFINVENTORYRSVD	111	
IXGENFINVENTORYSTGDATACLAS	88	
IXGENFINVENTORYSTGDATACLASPENDUPD	D1	20
IXGENFINVENTORYSTGDUPLEXYES	86	20
IXGENFINVENTORYSTGDUPLEXYESPENDUPD	D1	1
IXGENFINVENTORYSTGMGMTCLAS	90	
IXGENFINVENTORYSTGMGMTCLASPENDUPD	D1	10
IXGENFINVENTORYSTGMODECOND	86	10
IXGENFINVENTORYSTGMODEDRXRC	87	20
IXGENFINVENTORYSTGSIZE	DC	
IXGENFINVENTORYSTGSIZEPENDUPD	D1	40
IXGENFINVENTORYSTGSTORCLAS	98	
IXGENFINVENTORYSTGSTORCLASPENDUPD	D1	8
IXGENFINVENTORYSTRUCTNAME	76	
IXGENFINVENTORYSYSNAME	44	
IXGENFINVENTORYUPDATEREQ	86	40
IXGENFLOGGERNOTAVAILNOSTART	11	8
IXGENFLOGGERNOTAVAILXCFLOCAL	11	10
IXGENFLOGSTREAMCONNDISC	C	2
IXGENFLOGSTREAMCOUNT	28	
IXGENFLOGSTREAMDEFUPDATE	D	80
IXGENFLOGSTREAMDELETE	D	40
IXGENFLOGSTREAMDISCONNECTED	14	8
IXGENFLOGSTREAMNAMES	3C	
IXGENFLOGSTREAMOFFLOADCOMPLETE	D	20
IXGENFLOGSTREAMRESOURCECHANGE	C	8
IXGENFLOGSTREAMSAVAILABLE	C	20
IXGENFLOGSTREAMSNOTAVAILABLE	C	10
IXGENFLOGSTREAMSTORAGEAVAILABLE	10	8
IXGENFLOSSOFCONNECTIVITY	14	10
IXGENFLOSSOFDATA	10	4
IXGENFREQLOGRESNOTAVAIL	11	20
IXGENFRESMGRABENDCODE	7E	
IXGENFRESMGRDATA	66	
IXGENFRESMGRDISABLED	3C	
IXGENFRESMGRGMTTIMESTAMP	3C	
IXGENFRESMGRGMTTIMESTAMPE	82	
IXGENFRESMGRLOGSTREAMNAME	44	

Table 301. Cross Reference for IXGENF (continued)

Name	Offset	Hex Tag
IXGENFRESMGRLSDESCRIPTION	6E	
IXGENFRESMGRNAME	5E	
IXGENFRMDISABLED	D	10
IXGENFSETLOGRFORCEDDELETE	11	1
IXGENFSETLOGRFORCEDISCONNECT	11	4
IXGENFSTAGINGDSSTORAGEAVAILABLE	10	10
IXGENFSTGALLOCERR	14	4
IXGENFSTRNAME	18	
IXGENFSTRREBUILDCFDUPLEX	14	20
IXGENFSTRREBUILDCOMPLETE	10	40
IXGENFSTRREBUILDFAILED	10	20
IXGENFSTRREBUILDFAILLOSSCONN	14	80
IXGENFSTRREBUILDFAILSTRFAIL	14	40
IXGENFSTRREBUILDSTART	10	80
IXGENFSTRRESOURCECHANGE	11	40
IXGENFSYSTEMLEVELDISC	11	2
IXGENFSYSTEMLOGGERAVAIL	C	80
IXGENFSYSTEMLOGGERNOTAVAILFORIPL	C	40
IXGENFSYSTEMLOGGERRESOURCECHG	C	4
IXGENFUNION1	3C	
IXGENFUSECDSTYPEISSET	9	80
IXGENFUSECDSTYPELOGR	9	40
IXGENFUSECDSTYPELOGRY	9	20
IXGENFUSECDSTYPELOGRZ	9	10
IXGENFVERSION	A	
IXGENFWROFFLOADGMTTIMESTAMP	3C	
IXGENFWROFFLOADGMTTIMESTAMPE	66	
IXGENFWROFFLOADINFO	3C	
IXGENFWROFFLOADLOGSTREAMNAME	44	
IXGENFWROFFLOADSAFEIMPORTPOINT	5E	
IXGENFXESRECOMMENDACTION	10	1
IXGENFZAILOCCHG	D	8

## IXGQBUF information

### IXGQBUF programming interface information

IXGQBUF is a programming interface.

## IXGQBUF heading information

<b>Common name:</b>	Query Buffer
<b>Macro ID:</b>	IXGQBUF
<b>DSECT name:</b>	QBUF
<b>Owning component:</b>	System Logger (SCLOG)
<b>Eye-catcher ID:</b>	NONE
<b>Storage attributes:</b>	Main Storage: Caller's storage or function dynamic storage
<b>Size:</b>	Version 0 72 bytes QBUF -- X'00E8' bytes Version 1 88 bytes QBUF -- X'00E8' bytes Version 2 168 bytes QBUF -- X'00E8' bytes Version 3 and 4 200 bytes QBUF -- X'00E8' bytes Version 5 232 bytes QBUF -- X'00E8' bytes
<b>Created by:</b>	CALLER
<b>Pointed to by:</b>	CALLER
<b>Serialization:</b>	None required
<b>Function:</b>	Maps information returned by IXGQUERY

## IXGQBUF mapping

Table 302. Structure QBUF

Offset Dec	Offset Hex	Type	Len	Name (Dim)	Description
0	(0)	STRUCTURE	0	QBUF	Mapping of returned buffer when IXGQUERY requested
0	(0)	CHARACTER	68	QBUF_SECTION_BEGIN(0)	
0	(0)	SIGNED	4	QBUF_VERSION_NUMBER	Version number of this mapping
4	(4)	CHARACTER	8	QBUF_SAFE_IMPORT_POINT	All log blocks with a blockid less than or equal to this 8-byte integer can be safely imported into a log stream
12	(C)	CHARACTER	8	QBUF_STRUCT_VERSION_NUMBER(0)	Logical structure version number of the coupling facility being used to support this log stream
12	(C)	CHARACTER	8	QBUF_INSTANCE_VERSION_NUMBER	Alternate name
20	(14)	SIGNED	4	QBUF_CONTROL_INFO_SIZE	Number of bytes that System Logger adds to a log block written via the IXGWRITE service
24	(18)	CHARACTER	8	QBUF_LS_TIMESTAMP	8 Byte time stamp assigned to the log stream. If zero, no time stamp is assigned
32	(20)	CHARACTER	8	QBUF_NEXT_BLOCKID_TO_BE_ASSIGNED	



Table 302. Structure QBUF (continued)

Offset Dec	Offset Hex	Type	Len	Name(Dim)	Description
					Next log block id to be assigned when a log block is successfully written to the log stream. May change over a rebuild operation
40	(28)	CHARACTER	8	QBUF_CF_TIMESTAMP_VALUE	GMT Time stamp value maintained in the coupling facility for this log stream. The next log block written or imported to this log stream must have a GMT time stamp value >= to this value
48	(30)	BITSTRING	1	QBUF_FLAGS(0)	Flag byte
		1... ....		QBUF_AUTODELETE	"X'80'" ON, log stream data may be deleted whenever the retention period expires or whenever the data has been deleted via an IXGDELET request. OFF, log data may be deleted only after the retention period expires and the data has been deleted via an IXGDELET request. Only set if autodelete is supported by current logger cds level. If an update is pending, represents the pending state of the field.
		.1.. ....		QBUF_LOSSOFDATA	"X'40'" ON, the log stream has a lost log data. The range of log data the is affected is identified by QBUF_low_loss_of_data_blkid and QBUF_high_loss_of_data_blkid. OFF, the log stream has not encountered a loss of log data.
		..1. ....		QBUF_USING_PHYSICAL_STRUCT	"X'20'" On = Using physical structure
		...1 ....		QBUF_USING_PHYSICAL_STRUCT2	
					"X'10'" On = Using second physical structure
		.... 1...		QBUF_LS_OFFLOAD_RETURNED	"X'08'" Log stream definition HIGHOFFLOAD and LOWOFFLOAD are returned in fields QBUF_Ls_HighOffload QBUF_Ls_LowOffload
49	(31)	SIGNED	3	QBUF_RETPD	Log stream data retention period. Only set if retention period is supported by current logger cds level. If an update is pending, represents the pending state of the field.

The following two fields represent the loss of data bounds for a log stream and are valid only when QBUF\_LossOfData is ON. The following examples are meant to help explain the contents of these two fields, which are the "low loss of data bound" and the "high loss of data bound". Ex. 1 - assume the log stream has 8 log blocks, with block ids 1 thru 8 before a loss of data occurs and time increase as the block ids increase. BlkIDs in LS | 1 2 3 4 5 6 7 8 |. After a loss of data that causes log blocks 5 and 6 to be lost, the log stream looks like: BlkIDs in LS | 1 2 3 4 loss of data 7 8 |. IXGQUERY will return: QBUF\_low\_loss\_of\_data\_blkid = 4 QBUF\_high\_loss\_of\_data\_blkid = >8 where >8 means a block id that will be the first block ID to be assign to the first log block write after the loss of data occurs. Ex. 2 - assume the log stream has 8 log blocks, with block ids 1 thru 8 before a loss of data occurs and time increase as the block ids increase. BlkIDs in LS | 1 2 3 4 5 6 7 8 |. After a loss of data that causes log blocks 5 thru 8 to be lost, the log stream looks like: BlkIDs in LS | 1 2 3 4 loss of data |. IXGQUERY will return: QBUF\_low\_loss\_of\_data\_blkid = 4 QBUF\_high\_loss\_of\_data\_blkid = > 8 where >8 means a block id that will be the first block ID to be assign to the first log block write after the loss of data occurs. Ex. 3 - assume the log stream has 8 log blocks, 1 thru 8 before a loss of data occurs and time increase as the block ids increase. BlkIDs in LS | 1 2 3 4 5 6 7 8 |. After a loss of data that causes log

Table 302. Structure QBUF (continued)

Offset Dec	Offset Hex	Type	Len	Name(Dim)	Description
<p>blocks 1 thru 8 to be lost, the log stream looks like: BlkIDs in LS   loss of data.  . IXGQUERY will return: QBUF_low_loss_of_data_blkid = &lt; 1 where &lt;1 means a block id that will be less than any block ID in the log stream. QBUF_high_loss_of_data_blkid = &gt; 8 where &gt;8 means a block id that will be the first block ID to be assign to the first log block write after the loss of data occurs.</p>					
52	(34)	CHARACTER	8	QBUF_LOW_LOSS_OF_DATA_BLKID	If log stream has encountered a loss of data condition, this field contains a log block id just prior to (older than) the first occurrence of the loss of data range in the log stream. Note, as the prior examples indicate, there is no guaranteed that this block ID represents a valid log block ID in the log stream (see Ex. 3).
60	(3C)	CHARACTER	8	QBUF_HIGH_LOSS_OF_DATA_BLKID	If log stream has encountered a loss of data condition, this field contains a log block id just after (younger than) the loss of data range in the log stream. Note, as the prior examples indicate, there is no guaranteed that this block ID represents a valid log block ID in the log stream (see Ex. 2).
68	(44)	CHARACTER	4	QBUF_RESERVED	Insert filler bytes to insure QBUF section is a multiple of doublewords in length
72	(48)	CHARACTER	1	QBUF_SECTION_END(0)	End of Original QBUF section
72	(48)	CHARACTER	16	QBUF_VERSION1_SECTION_BEGIN(0)	Beginning of Version 1 data
72	(48)	CHARACTER	16	QBUF_PHYSICAL_STRUCT_VERSIONS(0)	
72	(48)	CHARACTER	16	QBUF_PHYSICAL_STRUCTS_VERSIONS(0)	
72	(48)	CHARACTER	8	QBUF_PHYSICAL_STRUCT_VERSION(0)	Physical structure version number of the second coupling facility being used to support this log stream.
72	(48)	CHARACTER	8	QBUF_PHYSICAL_INSTANCE_VERSION	Alternate name
80	(50)	CHARACTER	8	QBUF_PHYSICAL_STRUCT_VERSION2(0)	See below
80	(50)	CHARACTER	8	QBUF_PHYSICAL_STRUCT2_VERSION(0)	Second physical structure version number of the second coupling facility being used to support this log stream.
80	(50)	CHARACTER	8	QBUF_PHYSICAL_INSTANCE_VERSION2(0)	See above
80	(50)	CHARACTER	8	QBUF_PHYSICAL_INSTANCE2_VERSION	Alternate name
88	(58)	CHARACTER	1	QBUF_VERSION1_RESERVED(0)	Insert filler bytes to insure QBUF Version 1 section is a multiple of doublewords in length
88	(58)	CHARACTER	1	QBUF_VERSION1_SECTION_END(0)	End of Version 1 data

Table 302. Structure QBUF (continued)

Offset Dec	Offset Hex	Type	Len	Name(Dim)	Description
VERSION 2 DATA					
88	(58)	CHARACTER	80	QBUF_VERSION2_SECTION_BEGIN(0)	Beginning of version 2 data
88	(58)	CHARACTER	44	QBUF_LS_DS_NAME	Name of the most recently allocated Logstream Offload Data Set on this system if known. Set to binary zeros if unknown.
132	(84)	SIGNED	4	QBUF_LS_DS_SIZE	Represents the most recently allocated Logstream Offload data set size in bytes (using zero origin) if known, and value of zero if unknown. If Offload data set size is 2GB or greater, this field will be x'7FFFFFFF'. When the , QBUF_VERSION_NUMBER is 4 or greater and the offload data set size is known, the the full value will be in field QBUF_FULL_LS_DS_SIZE.
136	(88)	CHARACTER	8	QBUF_STR_SIZE	Size of the structure as reported by xes, set to zero if logstream is dasdonly.
144	(90)	SIGNED	4	QBUF_STG_DS_SIZE	Represents the Logstream Staging data set size in bytes (using zero origin) if staging data set are in use, zero if staging data sets are not in use. If Staging data set size is 2GB or greater, this field will be x'7FFFFFFF'. When the QBUF_VERSION_NUMBER is 4 or greater and staging data sets are in use, the the full value will be in field QBUF_FULL_STG_DS_SIZE.
148	(94)	BITSTRING	1	QBUF_DUPLEX_FLAGS(0)	Duplex flags - one or more of these flags can be on
		1... ..		QBUF_LOCAL_BUFFER_DUPLEXING	"X'80'" ON => Log stream is currently being duplexed to local buffers. OFF => Log stream is not being duplexed to local buffers.
		.1.. ..		QBUF_STAGING_DATASET_DUPLEXING	"X'40'" ON => Log stream is currently being duplexed to staging data sets. OFF => Log stream is not being duplexed to staging data sets.
		..1. ....		QBUF_DR_STAGING_DATASET_DUPLEXING	"X'20'" ON => Log stream is currently duplexing using the XRC facility. OFF => Log stream is not duplexing using the XRC facility. This flag will no longer be set on as of release HBB77B0 (z/OS v2r3).
		...1 ....		QBUF_STRUCTURE_DUPLEXING	"X'10'" ON => Log stream is currently being duplexed to a coupling facility structure. OFF => Log stream is not being duplexed to a coupling facility structure.
149	(95)	BITSTRING	1	QBUF_VER2_OTHER_FLAGS(0)	Other flags
		1... ..		QBUF_DASDONLY_LOGSTREAM	"X'80'" ON => Log stream has been defined as dasd only. OFF => Log stream has been defined as CF based.

Table 302. Structure QBUF (continued)

Offset Dec	Offset Hex	Type	Len	Name (Dim)	Description
		.1.. ....		QBUF_CURRENT_DATASET	"X'40'" ON => Data set referred to by QBUF_Ls_Ds_Name is the current offload data set. OFF => Data set referred to by QBUF_Ls_Ds_Name is not the current offload data set or the current data set is undefined.
150	(96)	BITSTRING	1	QBUF_LS_HIGHOFFLOAD	Logstream HighOffload percentage
151	(97)	BITSTRING	1	QBUF_LS_LOWOFFLOAD	Logstream LowOffload percentage
152	(98)	SIGNED	4	QBUF_STR_LOGSNUM	Max number of logstreams that can be defined to this structure. Set to 0 if DASDONLY.
156	(9C)	SIGNED	4	QBUF_STR_CONNECTCOUNT	Number of logstreams using space in this structure (connected to this structure). Set to 0 if DASDONLY.
160	(A0)	CHARACTER	8	QBUF_STR_SIZE_USABLE	Number of bytes of usable structure space for this logstream, (as determined by element pool and element size). Set to 0 if DASDONLY.
168	(A8)	CHARACTER	1	QBUF_VERSION2_RESERVED(0)	Insert filler bytes to insure QBUF Version 2 section is a multiple of doublewords in length
168	(A8)	CHARACTER	1	QBUF_VERSION2_SECTION_END(0)	End of Version 2 data area
END VERSION 2 DATA VERSION 3 AND 4 DATA					
168	(A8)	CHARACTER	32	QBUF_VERSION3_SECTION_BEGIN(0)	Beginning of version 3 data
168	(A8)	CHARACTER	8	QBUF_GROUPVALUE	GROUP Value for this Logstream. If the logstream was defined with GROUP(PRODUCTION), the value will be 'PROD '. If GROUP(TEST) was used, the value will be 'TEST '.
176	(B0)	SIGNED	8	QBUF_FULL_LS_DS_SIZE	Represents the most recently allocated Logstream Offload data set size in bytes (using zero origin) if known, and the value of zero if unknown. Only valid if the QBUF_VERSION_NUMBER is 4 or greater.
184	(B8)	SIGNED	8	QBUF_FULL_STG_DS_SIZE	Represents the Staging data set size in bytes (using zero origin) if staging data sets are being used, and zero if staging data sets are not in use. Only valid if the QBUF_VERSION_NUMBER is 4 or greater
192	(C0)	CHARACTER	8		Reserved
200	(C8)	CHARACTER	1	QBUF_VERSION3_RESERVED(0)	Insert filler bytes to insure QBUF Version 3 section is a multiple of doublewords in length
200	(C8)	CHARACTER	1	QBUF_VERSION3_SECTION_END(0)	End of Version 3 data area
END VERSION 3 and 4 data					
200	(C8)	CHARACTER	32	QBUF_VERSION5_SECTION_BEGIN(0)	Beginning of version 5 data
200	(C8)	CHARACTER	16	QBUF_LS_TIMESTAMP	16 Byte time stamp in STCKE format assigned to the log stream. If zero, no time stamp is assigned

Table 302. Structure QBUF (continued)

Offset Dec	Offset Hex	Type	Len	Name (Dim)	Description
216	(D8)	CHARACTER	16	QBUF_CF_TIMESTAMP_VALUE	GMT Time stamp value in STCKE format maintained in the coupling facility for this log stream. The next log block written or imported to this log stream must have a GMT time stamp value >= to this value
232	(E8)	CHARACTER	1	QBUF_VERSION5_SECTION_END(0)	End of Version 5
END VERSION 5 DATA					
232	(E8)	CHARACTER	1	QBUFEND(0)	End of QBUF
232	(E8)	X'48'	0	QBUF_LENGTH	"72"
should remain 72 bytes					
232	(E8)	X'58'	0	QBUF_VERSION1_LENGTH	"88"
should remain 88 bytes					
232	(E8)	X'A8'	0	QBUF_VERSION2_LENGTH	"168"
should remain 168 bytes					
232	(E8)	X'C8'	0	QBUF_VERSION3_LENGTH	"200"
should remain 200 bytes					
232	(E8)	X'C8'	0	QBUF_VERSION4_LENGTH	"200"
should remain 200 bytes					
232	(E8)	X'E8'	0	QBUF_VERSION5_LENGTH	"232"
should remain 232 bytes					
232	(E8)	X'0'	0	QBUFVERNUM	"0"
232	(E8)	X'1'	0	QBUFVERONE	"1"
232	(E8)	X'2'	0	QBUFVERTWO	"2"
232	(E8)	X'3'	0	QBUFVERTHREE	"3"
232	(E8)	X'4'	0	QBUFVERFOUR	"4"
232	(E8)	X'5'	0	QBUFVERFIVE	"5"
232	(E8)	X'E8'	0	QBUF_LEN	"*-QBUF"

Table 303. Cross Reference for IXGQBUF

Name	Offset	Hex Tag
QBUF	0	
QBUF_AUTODELETE	30	80
QBUF_CF_TIMESTAMP_VALUE	28	
QBUF_CF_TIMESTAMPPE_VALUE	D8	
QBUF_CONTROL_INFO_SIZE	14	
QBUF_CURRENT_DATASET	95	40
QBUF_DASDONLY_LOGSTREAM	95	80

Table 303. Cross Reference for IXGQBUF (continued)

Name	Offset	Hex Tag
QBUF_DR_STAGING_DATASET_DUPLEXING	94	20
QBUF_DUPLEX_FLAGS	94	
QBUF_FLAGS	30	
QBUF_FULL_LS_DS_SIZE	B0	
QBUF_FULL_STG_DS_SIZE	B8	
QBUF_GROUPVALUE	A8	
QBUF_HIGH_LOSS_OF_DATA_BLKID	3C	
QBUF_INSTANCE_VERSION_NUMBER	C	
QBUF_LEN	E8	E8
QBUF_LENGTH	E8	48
QBUF_LOCAL_BUFFER_DUPLEXING	94	80
QBUF_LOSSOFDATA	30	40
QBUF_LOW_LOSS_OF_DATA_BLKID	34	
QBUF_LS_DS_NAME	58	
QBUF_LS_DS_SIZE	84	
QBUF_LS_HIGHOFFLOAD	96	
QBUF_LS_LOWOFFLOAD	97	
QBUF_LS_OFFLOAD_RETURNED	30	8
QBUF_LS_TIMESTAMP	18	
QBUF_LS_TIMESTAMP_E	C8	
QBUF_NEXT_BLOCKID_TO_BE_ASSIGNED	20	
QBUF_PHYSICAL_INSTANCE_VERSION	48	
QBUF_PHYSICAL_INSTANCE_VERSION2	50	
QBUF_PHYSICAL_INSTANCE2_VERSION	50	
QBUF_PHYSICAL_STRUCT_VERSION	48	
QBUF_PHYSICAL_STRUCT_VERSIONS	48	
QBUF_PHYSICAL_STRUCT_VERSION2	50	
QBUF_PHYSICAL_STRUCTS_VERSIONS	48	
QBUF_PHYSICAL_STRUCT2_VERSION	50	
QBUF_RESERVED	44	
QBUF_RETPD	31	
QBUF_SAFE_IMPORT_POINT	4	
QBUF_SECTION_BEGIN	0	
QBUF_SECTION_END	48	
QBUF_STAGING_DATASET_DUPLEXING	94	40
QBUF_STG_DS_SIZE	90	
QBUF_STR_CONNECTCOUNT	9C	
QBUF_STR_LOGSNUM	98	
QBUF_STR_SIZE	88	

Table 303. Cross Reference for IXGQBUF (continued)

Name	Offset	Hex Tag
QBUF_STR_SIZE_USABLE	A0	
QBUF_STRUCT_VERSION_NUMBER	C	
QBUF_STRUCTURE_DUPLEXING	94	10
QBUF_USING_PHYSICAL_STRUCT	30	20
QBUF_USING_PHYSICAL_STRUCT2	30	10
QBUF_VERSION_NUMBER	0	
QBUF_VERSION1_LENGTH	E8	58
QBUF_VERSION1_RESERVED	58	
QBUF_VERSION1_SECTION_BEGIN	48	
QBUF_VERSION1_SECTION_END	58	
QBUF_VERSION2_LENGTH	E8	A8
QBUF_VERSION2_RESERVED	A8	
QBUF_VERSION2_SECTION_BEGIN	58	
QBUF_VERSION2_SECTION_END	A8	
QBUF_VERSION3_LENGTH	E8	C8
QBUF_VERSION3_RESERVED	C8	
QBUF_VERSION3_SECTION_BEGIN	A8	
QBUF_VERSION3_SECTION_END	C8	
QBUF_VERSION4_LENGTH	E8	C8
QBUF_VERSION5_LENGTH	E8	E8
QBUF_VERSION5_SECTION_BEGIN	C8	
QBUF_VERSION5_SECTION_END	E8	
QBUF_VER2_OTHER_FLAGS	95	
QBUFEND	E8	
QBUFVERFIVE	E8	5
QBUFVERFOUR	E8	4
QBUFVERNUM	E8	0
QBUFVERONE	E8	1
QBUFVERTHREE	E8	3
QBUFVERTWO	E8	2

## IXGQZBUF information

### IXGQZBUF programming interface information

IXGQZBUF is a programming interface.

### IXGQZBUF heading information

**Common name:** Query ZAI location buffer

**Macro ID:** IXGQZBUF

**DSECT name:** IXGQZBUF

**Owning component:** System Logger (SCLOG)

**Eye-catcher ID:** IXGQZBUF  
Offset: 0  
Length: 8

**Storage attributes:** Main Storage: Caller's storage or function dynamic storage

**Size:** (refer to IxgQzbuf\_Vers description below)  
Version 1  
96 bytes -- X'60' bytes (IXGQZBUF\_Vers1\_Length)  
Version 2  
128 bytes -- X'80' bytes (IXGQZBUF\_Vers2\_Length)

**Created by:** CALLER

**Pointed to by:** CALLER

**Serialization:** None required

**Function:** Maps information returned by  
IXGQUERY Request=ZaiLocInfo

## IXGQZBUF mapping

Table 304. Structure IXGQZBUF

Offset Dec	Offset Hex	Type	Len	Name (Dim)	Description
0	(0)	STRUCTURE	0	IXGQZBUF	Mapping of returned buffer for IXGQUERY Request=ZaiLocInfo
0	(0)	SIGNED	4	(0)	
0	(0)	CHARACTER	96	IXGQZBUF_VERS1_SECTION_BEGIN(0)	Beginning of Version 1
0	(0)	CHARACTER	16	IXGQZBUF_HDR(0)	Header
0	(0)	CHARACTER	8	IXGQZBUF_HDR_ID	eye catcher - 'IXGQZBUF'
8	(8)	SIGNED	2	IXGQZBUF_HDR_VER	version
10	(A)	SIGNED	2	IXGQZBUF_HDR_LEN	length of IXGQZBUF area
12	(C)	CHARACTER	4		reserved for future use
16	(10)	SIGNED	4	(0)	
16	(10)	CHARACTER	8	IXGQZBUF_CLIENTINFO(0)	logger client info
16	(10)	BITSTRING	1	IXGQZBUF_CLIENTSTATE	general logger z/OS IBM zAware client (mutually exclusive) states
	1... ....			IXGQZBUF_CLIENTNOTAVAIL	"X'80'" When on - Not Available, meaning logger has not established an environment for communicating with an IBM zAware server
	.1.. ....			IXGQZBUF_CLIENTAVAIL	"X'40'" When on - Available, meaning logger has established an environment for communicating with an IBM zAware server
	..1. ....			IXGQZBUF_CLIENTACTIVE	"X'20'" When on - Active client, meaning at least one zai log stream client is (or is being) established on this system
	...1 ....			IXGQZBUF_CLIENTQUIESCED	"X'10'" When on - Quiesced client, meaning the logger environment for communicating with an IBM zAware server has been quiesced on this z/OS image



Table 304. Structure IXGQZBUF (continued)

Offset Dec	Offset Hex	Type	Len	Name (Dim)	Description
17	(11)	CHARACTER	7		reserved for future use
24	(18)	SIGNED	4	(0)	
24	(18)	CHARACTER	72	IXGQZBUF_SERVERLOC(0)	server location info
24	(18)	SIGNED	1	IXGQZBUF_PORTLEN	number of significant characters for port value
25	(19)	CHARACTER	5	IXGQZBUF_PORT	port value (number)
30	(1E)	SIGNED	2	IXGQZBUF_SERVERLEN	number of significant characters for server value
32	(20)	CHARACTER	64	IXGQZBUF_SERVER	server location (ip-add or hostname), server value of NONE indicates no z/OS IBM zAware log stream clients
96	(60)	SIGNED	4	IXGQZBUF_VERS1_RESERVED(0)	ensure IXGQZBUF Version 1 section is a multiple of full words in length
96	(60)	CHARACTER	1	IXGQZBUF_VERS1_SECTION_END(0)	End of version 1 data
96	(60)	CHARACTER	1	IXGQZBUF_END(0)	End of IXGQZBUF mapping
96	(60)	X'60'	0	IXGQZBUF_VERS1_LENGTH	"IXGQZBUF_VERS1_SECTION_END-IXGQZBUF" length of version 1 area remains at 96 bytes
96	(60)	X'20'	0	IXGQZBUF_VERS2_SECT_LEN	"32" Length of just version 2 section area
96	(60)	X'80'	0	IXGQZBUF_VERS2_LENGTH	"IXGQZBUF_VERS1_LENGTH+IXGQZBUF_VERS2_SECT_LEN" total length of version 2 area is 128 bytes
96	(60)	X'80'	0	IXGQZBUF_LEN	"IXGQZBUF_VERS2_LENGTH" current max length (see version 2)
	.... ..1			IXGQZBUVERONE	"X'01'" (initial, default) version 1
	.... ..1.			IXGQZBUVERTWO	"X'02'" (current) version 2

Table 305. Cross Reference for IXGQZBUF

Name	Offset	Hex Tag
IXGQZBUF	0	
IXGQZBUF_CLIENTACTIVE	10	20
IXGQZBUF_CLIENTAVAIL	10	40
IXGQZBUF_CLIENTINFO	10	
IXGQZBUF_CLIENTNOTAVAIL	10	80
IXGQZBUF_CLIENTQUIESCED	10	10
IXGQZBUF_CLIENTSTATE	10	
IXGQZBUF_END	60	
IXGQZBUF_HDR	0	
IXGQZBUF_HDR_ID	0	
IXGQZBUF_HDR_LEN	A	
IXGQZBUF_HDR_VER	8	
IXGQZBUF_LEN	60	80
IXGQZBUF_PORT	19	
IXGQZBUF_PORTLEN	18	
IXGQZBUF_SERVER	20	

Table 305. Cross Reference for IXGQZBUF (continued)

Name	Offset	Hex Tag
IXGQZBUF_SERVERLEN	1E	
IXGQZBUF_SERVERLOC	18	
IXGQZBUF_VERS1_LENGTH	60	60
IXGQZBUF_VERS1_RESERVED	60	
IXGQZBUF_VERS1_SECTION_BEGIN	0	
IXGQZBUF_VERS1_SECTION_END	60	
IXGQZBUF_VERS2_LENGTH	60	80
IXGQZBUF_VERS2_SECT_LEN	60	20
IXGQZBUFVERONE	60	1
IXGQZBUFVERTWO	60	2

## IXGRMEPL information

### IXGRMEPL programming interface information

IXGRMEPL is a programming interface.

### IXGRMEPL heading information

<b>Common name:</b>	Resource Manager Exit Parameter List
<b>Macro ID:</b>	IXGRMEPL
<b>DSECT name:</b>	RMEPL
<b>Owning component:</b>	System Logger (SCLOG)
<b>Eye-catcher ID:</b>	NONE
<b>Storage attributes:</b>	Subpool: 229 Key: Key 0 Residency: Above 16 MB in virtual storage.
<b>Size:</b>	RMEPL -- X'01B0' bytes
<b>Created by:</b>	SCLOG
<b>Pointed to by:</b>	First word in parameter list provided to Resource Manager Exit
<b>Serialization:</b>	None required
<b>Function:</b>	Maps parameter list to the Resource Manager exit specified on an IXGCONN request

### IXGRMEPL mapping

Table 306. Structure RMEPL

Offset Dec	Offset Hex	Type	Len	Name (Dim)	Description
0	(0)	STRUCTURE	0	RMEPL	Resource Manager exit parameter list
0	(0)	CHARACTER	128	RMEPLSECTIONBEGIN(0)	Beginning of common section
0	(0)	SIGNED	4	RMEPLVERSIONNUMBER	Version Number of this mapping of the RMEPL

Table 306. Structure RMEPL (continued)

Offset Dec	Offset Hex	Type	Len	Name(Dim)	Description
4	(4)	BITSTRING	4	RMEPLFLAGS(0)	Flags
		1... ....		RMEPLDELETEREQUEST	"X'80'" If on, this parameter list represents a delete request
		.1.. ....		RMEPLWRITEREQUEST	"X'40'" If on, this parameter list represents a write request. Log data are contained in a single buffer
8	(8)	BITSTRING	8	RMEPLGMTTIMESTAMP	STCK value. Obtained immediately prior to calling the resource manager
16	(10)	CHARACTER	8	RMEPLRMNAME	Resource Manager Name
24	(18)	CHARACTER	8	RMEPLRMDATA	Associated RMDATA specified on the RM's IXGCONN request
32	(20)	CHARACTER	16	RMEPLIDENTIFICATION	System-unique identification of the connection on whose behalf the exit is being called
48	(30)	CHARACTER	16	RMEPLLSDESCRIPTION	Log Stream Description from log stream inventory record. If binary zeroes, no description exists
64	(40)	CHARACTER	26	RMEPLLOGSTREAMNAME	Log stream name
90	(5A)	CHARACTER	2	RMEPLRSVD1	Reserved
92	(5C)	CHARACTER	36	RMEPLREQUESTINFO(0)	Specific information about the request that caused the RM Exit to be given control
92	(5C)	CHARACTER	18	RMEPLDELETEINFO(0)	Delete request information
92	(5C)	BITSTRING	2	RMEPLDELETEFLAGS(0)	Bits in this structure are set only if the parameter list represents a delete log block request
		1... ....		RMEPLBLOCKSALLSPECIFIED	"X'80'" If set, BLOCKS=ALL specified on IXGDELETE request
		.1.. ....		RMEPLBLOCKSRANGESPECIFIED	"X'40'" If set, BLOCKS = RANGE specified in IXGDELETE request
		..1. ....		RMEPLFORCESPECIFIED	"X'20'" If set, the issue of the issuer of IXGDELETE specified FORCE=YES and this delete request cannot be overridden.
94	(5E)	CHARACTER	8	RMEPLDELETEBLOCKID	Blockid specified by the issuer of IXGDELET when BLOCK=RANGE specified
102	(66)	CHARACTER	8	RMEPLDELETEOVERRIDEBLOCKID	Override block id. Resource Manager places the override blockid in this variable if it wishes to override the delete request. On entry to the exit, this field is initialized to binary zeroes. If still binary zeroes upon return from the exit, then delete request proceeds as requested by the issuer of IXGDELET. If FORCE=YES specified, content of this field is ignored.
92	(5C)	CHARACTER	36	RMEPLWRITEINFO(0)	Write Information
92	(5C)	SIGNED	4	RMEPLADDEDBYTES	Number of bytes that the Logger 'adds' to a user's log block (prefix and suffix information). The prefix and suffix areas are not 'seen' in the copy of the user's buffer presented to the resource manager. Adding together RmeplWriteBlockID, RmeplLogDataLength and RmeplAddedBytes can be used to calculate the next block id to be assigned for a log block written to the log stream
96	(60)	SIGNED	4	RMEPLLOGDATALENGTH	Number of bytes of user log data specified. This is the BLOCKLEN value specified on the IXGWRITE request

Table 306. Structure RMEPL (continued)

Offset Dec	Offset Hex	Type	Len	Name (Dim)	Description
100	(64)	ADDRESS	4	RMEPLWRITEBUFFERPTR	Pointer to the buffer that contains the log data that were written to the log stream if RmeplWriteRequest bit is set to on
104	(68)	CHARACTER	8	RMEPLWRITEBLOCKID	Block id assigned to the log block
112	(70)	BITSTRING	8	RMEPLWRITEGMTTIMESTAMP	Timestamp assigned to the log block
120	(78)	BITSTRING	8	RMEPLWRITELOCALTIMESTAMP	local time stamp assigned to the log block
128	(80)	CHARACTER	256	RMEPL_RMEXIT_WORK_AREA	256 byte work area that the resource manager exit can use
384	(180)	CHARACTER	48	RMEPLVERSION1BEGIN(0)	Beginning of version 1 common section
384	(180)	CHARACTER	16	RMEPLGMTTIMESTAMPE	STCKE value. Obtained immediately prior to calling the resource manager
400	(190)	CHARACTER	16	RMEPLWRITEGMTTIMESTAMPE	Timestamp assigned to the log block in STCKE format
416	(1A0)	CHARACTER	16	RMEPLWRITELOCALTIMESTAMPE	local time stamp assigned to the log block in STCKE format
432	(1B0)	CHARACTER	1	RMEPL_RESERVED(0)	Insert filler bytes to insure RMEPL section is a multiple of doublewords in length
432	(1B0)	CHARACTER	1	RMEPLEND(0)	End of RMEPL
432	(1B0)	X'1B0'	0	RMEPL_LENGTH	"432"
432	(1B0)	X'0'	0	RMEPLVERNUM	"0"
432	(1B0)	X'1'	0	RMEPLVER1NUM	"1"
432	(1B0)	X'1'	0	RMEPLLATESTVERNUM	"1"
432	(1B0)	X'1B0'	0	RMEPL_LEN	"*-RMEPL"

Table 307. Cross Reference for IXGRMEPL

Name	Offset	Hex Tag
RMEPL	0	
RMEPL_LEN	1B0	1B0
RMEPL_LENGTH	1B0	1B0
RMEPL_RESERVED	1B0	
RMEPL_RMEXIT_WORK_AREA	80	
RMEPLADDEDBYTES	5C	
RMEPLBLOCKSALLSPECIFIED	5C	80
RMEPLBLOCKSRANGESPECIFIED	5C	40
RMEPLDELETEBLOCKID	5E	
RMEPLDELETEFLAGS	5C	
RMEPLDELETEINFO	5C	
RMEPLDELETEOVERRIDEBLOCKID	66	
RMEPLDELETEREQUEST	4	80
RMEPLEND	1B0	
RMEPLFLAGS	4	
RMEPLFORCESPECIFIED	5C	20
RMEPLGMTTIMESTAMP	8	

Table 307. Cross Reference for IXGRMEPL (continued)

Name	Offset	Hex Tag
RMEPLGMTTIMESTAMP	180	
RMEPLIDENTIFICATION	20	
RMEPLLATESTVERNUM	1B0	1
RMEPLLOGDATALENGTH	60	
RMEPLLOGSTREAMNAME	40	
RMEPLLSDESCRIPTION	30	
RMEPLREQUESTINFO	5C	
RMEPLRMDATA	18	
RMEPLRMNAME	10	
RMEPLRSVD1	5A	
RMEPLSECTIONBEGIN	0	
RMEPLVERNUM	1B0	0
RMEPLVERSIONNUMBER	0	
RMEPLVERSION1BEGIN	180	
RMEPLVER1NUM	1B0	1
RMEPLWRITEBLOCKID	68	
RMEPLWRITEBUFFERPTR	64	
RMEPLWRITEGMTTIMESTAMP	70	
RMEPLWRITEGMTTIMESTAMP	190	
RMEPLWRITEINFO	5C	
RMEPLWRITELOCALTIMESTAMP	78	
RMEPLWRITELOCALTIMESTAMP	1A0	
RMEPLWRITEREQUEST	4	40

## IXGSXAP information

### IXGSXAP programming interface information

IXGSXAP is a programming interface.

### IXGSXAP heading information

<b>Common name:</b>	LOGR subsystem data set interface exit allocation specific parameter list
<b>Macro ID:</b>	IXGSXAP
<b>DSECT name:</b>	IXGSXAP
<b>Owning component:</b>	System Logger (SCLOG)
<b>Eye-catcher ID:</b>	'IXGSXAP ' Offset: 0 Length: 8

**Storage attributes:** Subpool: 236 or 237  
Key: 1  
Residency: ANY

**Size:** 40 bytes ('28'X)  
Frequency: 1 per allocation request of a LOGR subsystem  
data set - DD SUBSYS=(LOGR,...)

**Created by:** LOGR subsystem data set interface routine

**Pointed to by:** IXGSXCMP\_SPECIFIC\_PTR field in the IXGSXCMP data area

**Serialization:** None

**Function:** Allocation specific LOGR subsystem data set interface  
exit parameter list.

## IXGSXAP mapping

Table 308. Structure IXGSXAP

Offset Dec	Offset Hex	Type	Len	Name (Dim)	Description
0	(0)	STRUCTURE	0	IXGSXAP	, IXGSXAP data area mapping
0	(0)	SIGNED	4	IXGSXAP_START(0)	Ensure word alignment
0	(0)	CHARACTER	8	IXGSXAP_ID	Eye catcher 'IXGSXAP '
8	(8)	BITSTRING	1	IXGSXAP_VERSION	Version number
9	(9)	BITSTRING	1	IXGSXAP_IN_RSVD1	Reserved for IBM
10	(A)	BITSTRING	2	IXGSXAP_LENGTH	Length of IXGSXAP
12	(C)	CHARACTER	8	IXGSXAP_DDNAME	Name of DD or blanks if the name was not available
20	(14)	ADDRESS	4	IXGSXAP_JFCB_PTR	Pointer to a copy of the JFCB for the DD
24	(18)	ADDRESS	4	IXGSXAP_MSG_PTR	Pointer to message area (refer to IXGSXMSP). The length of the area is set in IXGSXAP_MSG_LEN.
28	(1C)	SIGNED	2	IXGSXAP_MSG_LEN	Maximum size of area pointed to by IXGSXAP_MSG_PTR.
30	(1E)	CHARACTER	6	IXGSXAP_IN_RSVD2	Reserved for IBM
Start of output fields					
36	(24)	CHARACTER	2	IXGSXAP_OUT_FLAGS(0)	Output flag bytes
36	(24)	BITSTRING	1	IXGSXAP_OUT_FLAG1	Output flag byte 1
		1... ..		IXGSXAP_ISSUE_MSG	"X'80'" The message contained in the area pointed to by IXGSXAP_MSG_PTR is to be issued
37	(25)	BITSTRING	1	IXGSXAP_OUT_FLAG2	Reserved for IBM
38	(26)	SIGNED	2	IXGSXAP_INFO_CODE	DD info code
40	(28)	CHARACTER	4	IXGSXAP_OUT_RSVD1	Reserved for IBM
44	(2C)	SIGNED	4	IXGSXAP_END(0)	End of mapping
Current Length and Id values					
44	(2C)	X'2C'	0	IXGSXAP_CURRENT_LENGTH	"*-IXGSXAP" Assembled length of mapping
		.... ...1		IXGSXAP_LATEST_VERSION	"X'01'" Latest version of mapping
		.... ...1		IXGSXAP_1ST_VERSION	"X'01'" First version of mapping

Table 309. Cross Reference for IXGSXAP

Name	Offset	Hex Tag
IXGSXAP	0	
IXGSXAP_CURRENT_LENGTH	2C	2C
IXGSXAP_DDNAME	C	
IXGSXAP_END	2C	
IXGSXAP_ID	0	
IXGSXAP_IN_RSVD1	9	
IXGSXAP_IN_RSVD2	1E	
IXGSXAP_INFO_CODE	26	
IXGSXAP_ISSUE_MSG	24	80
IXGSXAP_JFCB_PTR	14	
IXGSXAP_LATEST_VERSION	2C	1
IXGSXAP_LENGTH	A	
IXGSXAP_MSG_LEN	1C	
IXGSXAP_MSG_PTR	18	
IXGSXAP_OUT_FLAGS	24	
IXGSXAP_OUT_FLAG1	24	
IXGSXAP_OUT_FLAG2	25	
IXGSXAP_OUT_RSVD1	28	
IXGSXAP_START	0	
IXGSXAP_VERSION	8	
IXGSXAP_1ST_VERSION	2C	1

## IXGSXCMP information

### IXGSXCMP programming interface information

IXGSXCMP is a programming interface.

### IXGSXCMP heading information

<b>Common name:</b>	LOGR subsystem data set interface exit common parameter list
<b>Macro ID:</b>	IXGSXCMP
<b>DSECT name:</b>	IXGSXCMP
<b>Owning component:</b>	System Logger (SCLOG)
<b>Eye-catcher ID:</b>	'IXGSXCMP' Offset: 0 Length: 8
<b>Storage attributes:</b>	Subpool: 230 only on Converter SSI call 236 or 237 on other SSI calls (not fetch protected) Key: 1 Residency: ANY

**Size:** 108 bytes ('6C'X)  
Frequency: 1 per LOGR subsystem data set,  
DD SUBSYS=(LOGR,...),  
for each subsystem data set service event

**Created by:** LOGR subsystem data set interface routine

**Pointed to by:** Word 1 of the area pointed to by register 1 on entry to  
the Log stream owner's subsystem data set interface exit.

**Serialization:** None

**Function:** Common LOGR subsystem data set interface exit parameter  
list.

## IXGSXCMP mapping

Table 310. Structure IXGSXCMP

Offset Dec	Offset Hex	Type	Len	Name (Dim)	Description
0	(0)	STRUCTURE	0	IXGSXCMP	IXGSXCMP data area
0	(0)	CHARACTER	108	IXGSXCMP_START(0)	
0	(0)	CHARACTER	8	IXGSXCMP_ID	Eye catcher 'IXGSXCMP'
8	(8)	SIGNED	2	IXGSXCMP_LENGTH	Length of IXGSXCMP
10	(A)	BITSTRING	1	IXGSXCMP_VERSION	Version number
11	(B)	BITSTRING	1	IXGSXCMP_EVENT	Reason for call
12	(C)	ADDRESS	4	IXGSXCMP_SPECIFIC_PTR	Pointer to the specific event's parameter list extension
16	(10)	CHARACTER	8	IXGSXCMP_JOBNAME	Name of job - filled in for all calls to exit except on Converter call it is set to blanks
24	(18)	CHARACTER	26	IXGSXCMP_LOGNAME	Name of the log stream taken from the DD DSN= parameter - filled in for all calls to exit except on Converter call it is set to blanks
50	(32)	CHARACTER	1	IXGSXCMP_RSVD1	Reserved for IBM
51	(33)	BITSTRING	1	IXGSXCMP_SUBPOOL	Subpool used for storage obtain
52	(34)	ADDRESS	4	IXGSXCMP_SUBSYS_PTR	Pointer to the parameters specified on a SUBSYS= keyword on a DD or Dynaloc text unit (refer to IXGSXTXT)
56	(38)	SIGNED	2	IXGSXCMP_SUBSYS_SIZE	Size of area pointed to by IXGSXCMP_subsys_ptr (size of IXGSXTXT area)
58	(3A)	CHARACTER	2	IXGSXCMP_RSVD2	Reserved for IBM
60	(3C)	ADDRESS	4	IXGSXCMP_SUBSYS_OPTION2	Pointer to the Subsys-/ptions2 parameter on a DD or Dynaloc text unit (refer to IXGSXTXT_pair portion of IXGSXTXT)
64	(40)	CHARACTER	4	IXGSXCMP_SSNAME	Subsystem name specified on DD or Dynaloc
68	(44)	CHARACTER	8	IXGSXCMP_EXITNAME	Name of log stream subsystem data set interface exit routine
76	(4C)	BITSTRING	4	IXGSXCMP_PARM_FLAGS(0)	Processing flags
76	(4C)	BITSTRING	1	IXGSXCMP_FROM_FLAGS(0)	FROM= specifications
		1... ....		IXGSXCMP_FROM_SPECIFIED	"X'80'" FROM= was explicitly specified
		.1.. ....		IXGSXCMP_FROM_OLDEST	"X'40'" Start at Oldest record (block)



Table 310. Structure IXGSXCMP (continued)

Offset Dec	Offset Hex	Type	Len	Name (Dim)	Description
77	(4D)	..1. ....	1	IXGSXCMP_FROM_START	"X'20'" Use IXGSXCMP_search_start
		BITSTRING		IXGSXCMP_TO_FLAGS(0)	T0= specifications
		1... ....		IXGSXCMP_TO_SPECIFIED	"X'80'" T0= was explicitly specified
		.1.. ....		IXGSXCMP_TO_YOUNGEST	"X'40'" End at Youngest record (block)
78	(4E)	..1. ....	1	IXGSXCMP_TO_END	"X'20'" Use IXGSXCMP_search_end
		BITSTRING		IXGSXCMP_FLAG_1(0)	Flag byte 1
		1... ....		IXGSXCMP_GMT	"X'80'" Use GMT when on, Use LOCAL when off
		.1.. ....		IXGSXCMP_DURATION	"X'40'" DURATION= was explicitly specified
		..1. ....		IXGSXCMP_VIEW	"X'20'" ON, VIEW= was coded. OFF, VIEW=ACTIVE is defaulted.
		...1 ....		IXGSXCMP_VIEW_ALL	"X'10'" VIEW=ALL was explicitly specified
		.... 1...		IXGSXCMP_VIEW_INACTIVE	"X'08'" VIEW=INACTIVE was explicitly specified
Note: If IXGSXCMP_VIEW is on and both VIEW_ALL and VIEW_INACTIVE are off, then VIEW=ACTIVE is Implied.					
79	(4F)	BITSTRING	1	IXGSXCMP_FLAG_2	Reserved for IBM
80	(50)	CHARACTER	8	IXGSXCMP_SEARCH_START	Date and Time in STCK format. Used as starting point to read records (blocks). Field is valid only when IXGSXCMP_from_start is on.
88	(58)	CHARACTER	8	IXGSXCMP_SEARCH_END	Date and Time in STCK format. Used as end point to read records (blocks). Field is valid only when IXGSXCMP_to_end is on.
Start of input/output fields					
96	(60)	ADDRESS	4	IXGSXCMP_EXIT_TOKEN	Exit token: - Converter call - not used - Allocation call - 0 on input - Other calls - value returned from previous exit call for the DD
100	(64)	CHARACTER	8	IXGSXCMP_RSVD3	Reserved for IBM
108	(6C)	CHARACTER	32	IXGSXCMP_VERSION2(0)	
108	(6C)	CHARACTER	16	IXGSXCMP_SEARCH_START_E	Date and Time in STCKE format. Used as starting point to read records (blocks). Field is valid only when IXGSXCMP_from_start is on.
124	(7C)	CHARACTER	16	IXGSXCMP_SEARCH_END_E	Date and Time in STCKE format. Used as end point to read records (blocks). Field is valid only when IXGSXCMP_to_end is on.
140	(8C)	CHARACTER	1	IXGSXCMP_END(0)	End of mapping
Current Length and ID values					
140	(8C)	X'E7C7E2'	0	IXGSXCMP_EYECATCHER_0T03	"C'IXGS'" This is the first 4-byte segment of an 8-byte constant.
140	(8C)	X'C3D4D7'	0	IXGSXCMP_EYECATCHER_4T07	"C'XCMP'" This is the second 4-byte segment of an 8-byte constant.
140	(8C)	X'8C'	0	IXGSXCMP_CURRENT_LENGTH	"140"
		.... ..1.		IXGSXCMP_LATEST_VERSION	"X'02'"
		.... ...1		IXGSXCMP_1ST_VERSION	"X'01'"

Table 310. Structure IXGSXCMP (continued)

Offset Dec	Offset Hex	Type	Len	Name (Dim)	Description
		.... ..1.		IXGSXCMP_2ND_VERSION	"X'02'"
Values used in field IXGSXCMP_event					
		.... ...1		IXGSXCMP_CONVERTER	"X'01'"
		.... ..1.		IXGSXCMP_ALLOCATION	"X'02'"
		.... ..11		IXGSXCMP_OPEN	"X'03'"
		.... .1..		IXGSXCMP_GET	"X'04'"
		.... .1.1		IXGSXCMP_CLOSE	"X'05'"
		.... .11.		IXGSXCMP_UNALLOCATION	"X'06'"
Return code values placed in register 15 by exit Note that return codes other than 0 and 4 will be treated the same as for return code 20.					
		.... ....		IXGSXCMP_OK	"X'00000000'" 0 - Continue with job processing
		.... .1..		IXGSXCMP_NOT_OK	"X'00000004'" 4 - Do not continue job processing
		...1 .1..		IXGSXCMP_ABEND	"X'00000014'" 20 - The exit had an ABEND or logical error and could not process the request, do not continue job processing
140	(8C) X'8C'		0	IXGSXCMP_LEN	"*-IXGSXCMP"

Table 311. Cross Reference for IXGSXCMP

Name	Offset	Hex Tag
IXGSXCMP	0	
IXGSXCMP_ABEND	8C	14
IXGSXCMP_ALLOCATION	8C	2
IXGSXCMP_CLOSE	8C	5
IXGSXCMP_CONVERTER	8C	1
IXGSXCMP_CURRENT_LENGTH	8C	8C
IXGSXCMP_DURATION	4E	40
IXGSXCMP_END	8C	
IXGSXCMP_EVENT	B	
IXGSXCMP_EXIT_TOKEN	60	
IXGSXCMP_EXITNAME	44	
IXGSXCMP_EYECATCHER_0T03	8C	E7C7E2
IXGSXCMP_EYECATCHER_4T07	8C	C3D4D7
IXGSXCMP_FLAG_1	4E	
IXGSXCMP_FLAG_2	4F	
IXGSXCMP_FROM_FLAGS	4C	
IXGSXCMP_FROM_OLDEST	4C	40
IXGSXCMP_FROM_SPECIFIED	4C	80
IXGSXCMP_FROM_START	4C	20
IXGSXCMP_GET	8C	4

Table 311. Cross Reference for IXGSXCMP (continued)

Name	Offset	Hex Tag
IXGSXCMP_GMT	4E	80
IXGSXCMP_ID	0	
IXGSXCMP_JOBNAME	10	
IXGSXCMP_LATEST_VERSION	8C	2
IXGSXCMP_LEN	8C	8C
IXGSXCMP_LENGTH	8	
IXGSXCMP_LOGNAME	18	
IXGSXCMP_NOT_OK	8C	4
IXGSXCMP_OK	8C	0
IXGSXCMP_OPEN	8C	3
IXGSXCMP_PARM_FLAGS	4C	
IXGSXCMP_RSVD1	32	
IXGSXCMP_RSVD2	3A	
IXGSXCMP_RSVD3	64	
IXGSXCMP_SEARCH_END	58	
IXGSXCMP_SEARCH_ENDE	7C	
IXGSXCMP_SEARCH_START	50	
IXGSXCMP_SEARCH_STARTER	6C	
IXGSXCMP_SPECIFIC_PTR	C	
IXGSXCMP_SSNAME	40	
IXGSXCMP_START	0	
IXGSXCMP_SUBPOOL	33	
IXGSXCMP_SUBSYS_OPTION2	3C	
IXGSXCMP_SUBSYS_PTR	34	
IXGSXCMP_SUBSYS_SIZE	38	
IXGSXCMP_TO_END	4D	20
IXGSXCMP_TO_FLAGS	4D	
IXGSXCMP_TO_SPECIFIED	4D	80
IXGSXCMP_TO_YOUNGEST	4D	40
IXGSXCMP_UNALLOCATION	8C	6
IXGSXCMP_VERSION	A	
IXGSXCMP_VERSION2	6C	
IXGSXCMP_VIEW	4E	20
IXGSXCMP_VIEW_ALL	4E	10
IXGSXCMP_VIEW_INACTIVE	4E	8
IXGSXCMP_1ST_VERSION	8C	1
IXGSXCMP_2ND_VERSION	8C	2

## IXGSXCNP information

### IXGSXCNP programming interface information

IXGSXCNP is a programming interface.

### IXGSXCNP heading information

<b>Common name:</b>	LOGR subsystem data set interface exit converter specific parameter list
<b>Macro ID:</b>	IXGSXCNP
<b>DSECT name:</b>	IXGSXCNP
<b>Owning component:</b>	System Logger (SCLOG)
<b>Eye-catcher ID:</b>	'IXGSXCNP' Offset: 0 Length: 8
<b>Storage attributes:</b>	Subpool: 230 Key: 1 Residency: ANY
<b>Size:</b>	32 bytes ('20'X) Frequency: 1 per converter request of a LOGR subsystem data set - DD SUBSYS=(LOGR,...)
<b>Created by:</b>	LOGR subsystem data set interface routine
<b>Pointed to by:</b>	IXGSXCMP_SPECIFIC_PTR field in the IXGSXCMP data area
<b>Serialization:</b>	None
<b>Function:</b>	Converter specific LOGR subsystem data set interface exit parameter list.

### IXGSXCNP mapping

Table 312. Structure IXGSXCNP

Offset Dec	Offset Hex	Type	Len	Name (Dim)	Description
0	(0)	STRUCTURE	0	IXGSXCNP	, IXGSXCNP data area mapping
0	(0)	SIGNED	4	IXGSXCNP_START(0)	Ensure word alignment
0	(0)	CHARACTER	8	IXGSXCNP_ID	Eye catcher 'IXGSXCNP'
8	(8)	BITSTRING	1	IXGSXCNP_VERSION	Version number
9	(9)	BITSTRING	1	IXGSXCNP_IN_RSVD1	Reserved for IBM
10	(A)	BITSTRING	2	IXGSXCNP_LENGTH	Length of IXGSXCNP
12	(C)	ADDRESS	4	IXGSXCNP_MSG_PTR	Pointer to message area (refer to IXGSXMSP). The length of the area is set in IXGSXCNP_MSG_LEN
16	(10)	SIGNED	2	IXGSXCNP_MSG_LEN	Size of area pointed to by IXGSXCNP_MSG_PTR
18	(12)	CHARACTER	6	IXGSXCNP_IN_RSVD2	Reserved for IBM
Start of output fields					
24	(18)	BITSTRING	2	IXGSXCNP_OUT_FLAGS(0)	Output flags
24	(18)	BITSTRING	1	IXGSXCNP_OUT_FLAG1	Output flag byte 1

Table 312. Structure IXGSXCNP (continued)

Offset Dec	Offset Hex	Type	Len	Name (Dim)	Description
		1... ....		IXGSXCNP_ISSUE_MSG	"X'80'" The message contained in the area pointed to by IXGSXCNP_MSG_PTR is to be issued
25	(19)	BITSTRING	1	IXGSXCNP_OUT_FLAG2	Reserved for IBM
26	(1A)	BITSTRING	6	IXGSXCNP_OUT_RSVD1	Reserved for IBM
32	(20)	SIGNED	4	IXGSXCNP_END(0)	End of mapping
Current Length and Id values					
32	(20)	X'20'	0	IXGSXCNP_CURRENT_LENGTH	"*-IXGSXCNP" Assembled length of mapping
		.... ...1		IXGSXCNP_LATEST_VERSION	"X'01'" Latest version of mapping
		.... ...1		IXGSXCNP_1ST_VERSION	"X'01'" First version of mapping

Table 313. Cross Reference for IXGSXCNP

Name	Offset	Hex	Tag
IXGSXCNP	0		
IXGSXCNP_CURRENT_LENGTH	20		20
IXGSXCNP_END	20		
IXGSXCNP_ID	0		
IXGSXCNP_IN_RSVD1	9		
IXGSXCNP_IN_RSVD2	12		
IXGSXCNP_ISSUE_MSG	18		80
IXGSXCNP_LATEST_VERSION	20		1
IXGSXCNP_LENGTH	A		
IXGSXCNP_MSG_LEN	10		
IXGSXCNP_MSG_PTR	C		
IXGSXCNP_OUT_FLAGS	18		
IXGSXCNP_OUT_FLAG1	18		
IXGSXCNP_OUT_FLAG2	19		
IXGSXCNP_OUT_RSVD1	1A		
IXGSXCNP_START	0		
IXGSXCNP_VERSION	8		
IXGSXCNP_1ST_VERSION	20		1

## IXGSXGP information

### IXGSXGP programming interface information

IXGSXGP is a programming interface.

### IXGSXGP heading information

**Common name:** LOGR subsystem data set interface exit GET specific parameter list

**Macro ID:** IXGSXGP

**DSECT name:** IXGSXGP

**Owning component:** System Logger (SCLOG)

**Eye-catcher ID:** 'IXGSXGP '  
Offset: 0  
Length: 8

**Storage attributes:** Subpool: 230  
Key: User's key (based on key of program issuing  
OPEN for the subsystem data set)  
Residency: ANY

**Size:** 52 bytes ('34'X)  
Frequency: 1 per GET/READ request of a LOGR subsystem  
data set - DD SUBSYS=(LOGR,...)

**Created by:** LOGR subsystem data set interface routine

**Pointed to by:** IXGSXCMP\_SPECIFIC\_PTR field in the IXGSXCMP data area

**Serialization:** None

**Function:** GET specific LOGR subsystem data set interface exit  
parameter list.

## IXGSXGP mapping

Table 314. Structure IXGSXGP

Offset Dec	Offset Hex	Type	Len	Name (Dim)	Description
0	(0)	STRUCTURE	0	IXGSXGP	, IXGSXGP data area mapping
0	(0)	SIGNED	4	IXGSXGP_START(0)	Ensure word alignment
0	(0)	CHARACTER	8	IXGSXGP_ID	Eye catcher 'IXGSXGP '
8	(8)	BITSTRING	1	IXGSXGP_VERSION	Version number
9	(9)	BITSTRING	1	IXGSXGP_IN_RSVD1	Reserved for IBM
10	(A)	BITSTRING	2	IXGSXGP_LENGTH	Length of IXGSXGP
12	(C)	ADDRESS	4	IXGSXGP_DEB_PTR	Pointer to the DEB
16	(10)	ADDRESS	4	IXGSXGP_DSAB_PTR	Pointer to the DSAB
20	(14)	ADDRESS	4	IXGSXGP_AREA_PTR	Pointer to the user buffer area
24	(18)	SIGNED	4	IXGSXGP_BUFF_LEN	User buffer length
28	(1C)	ADDRESS	4	IXGSXGP_RECORD_LEN_PTR	Pointer to full word field that is to be set with length of record moved to the area pointed to by field IXGSXGP_AREA_PTR
32	(20)	CHARACTER	8	IXGSXGP_IN_RSVD2	Reserved for IBM
Start of output fields					
40	(28)	BITSTRING	1	IXGSXGP_RETURN_CODE	Return code to be passed back to invoker of GET
41	(29)	BITSTRING	1	IXGSXGP_ERROR_CODE	Error code, used only when IXGSXGP_return_code is non-zero
42	(2A)	CHARACTER	2	IXGSXGP_OUT_RSVD1	Reserved for IBM
44	(2C)	CHARACTER	8	IXGSXGP_OUT_RSVD2	Reserved for IBM
52	(34)	SIGNED	4	IXGSXGP_END(0)	End of mapping

Table 314. Structure IXGSXGP (continued)

Offset Dec	Offset Hex	Type	Len	Name (Dim)	Description
Current Length and Id values					
52	(34)	X'34'	0	IXGSXGP_CURRENT_LENGTH	"*-IXGSXGP" Assembled length of mapping
		.... ...1		IXGSXGP_LATEST_VERSION	"X'01'" Latest version of mapping
		.... ...1		IXGSXGP_1ST_VERSION	"X'01'" First version of mapping
Return code values placed in field IXGSXGP_RETURN_CODE					
		.... ....		IXGSXGP_OK	"X'00'" 0 - record is returned in user area
		.... 1...		IXGSXGP_LOGICAL_ERROR	"X'08'" 8 - a logical error was encountered
		...1 1...		IXGSXGP_SYSTEM_ERROR	"X'18'" 24 - the exit had an ABEND or system error and could not process the request, do not continue job processing
Return code values placed in field IXGSXGP_ERROR_CODE					
		.... ....		IXGSXGP_NO_ERROR	"X'00'" 0 - No error
		.... .1..		IXGSXGP_END_OF_DATA	"X'04'" 4 - Logical end of data was detected
		.... 1...		IXGSXGP_PERM_ERROR	"X'08'" 8 - A Permanent error was detected

Table 315. Cross Reference for IXGSXGP

Name	Offset	Hex	Tag
IXGSXGP	0		
IXGSXGP_AREA_PTR	14		
IXGSXGP_BUFF_LEN	18		
IXGSXGP_CURRENT_LENGTH	34		34
IXGSXGP_DEB_PTR	C		
IXGSXGP_DSAB_PTR	10		
IXGSXGP_END	34		
IXGSXGP_END_OF_DATA	34		4
IXGSXGP_ERROR_CODE	29		
IXGSXGP_ID	0		
IXGSXGP_IN_RSVD1	9		
IXGSXGP_IN_RSVD2	20		
IXGSXGP_LATEST_VERSION	34		1
IXGSXGP_LENGTH	A		
IXGSXGP_LOGICAL_ERROR	34		8
IXGSXGP_NO_ERROR	34		0
IXGSXGP_OK	34		0
IXGSXGP_OUT_RSVD1	2A		
IXGSXGP_OUT_RSVD2	2C		

Table 315. Cross Reference for IXGSXGP (continued)

Name	Offset	Hex Tag
IXGSXGP_PERM_ERROR	34	8
IXGSXGP_RECORD_LEN_PTR	1C	
IXGSXGP_RETURN_CODE	28	
IXGSXGP_START	0	
IXGSXGP_SYSTEM_ERROR	34	18
IXGSXGP_VERSION	8	
IXGSXGP_1ST_VERSION	34	1

## IXGSXMSP information

### IXGSXMSP programming interface information

IXGSXMSP is a programming interface.

### IXGSXMSP heading information

<b>Common name:</b>	LOGR subsystem data set interface exit message area mapping
<b>Macro ID:</b>	IXGSXMSP
<b>DSECT name:</b>	IXGSXMSP
<b>Owning component:</b>	System Logger (SCLOG)
<b>Eye-catcher ID:</b>	None
<b>Storage attributes:</b>	Subpool: 230 only on Converter SSI call 236 or 237 on other SSI calls (not fetch protected) Key: 1 Residency: ANY
<b>Size:</b>	Maximum size is 122 bytes Frequency: 1 per message request of a LOGR subsystem data set - DD SUBSYS=(LOGR,...) event
<b>Created by:</b>	LOGR subsystem data set interface routine
<b>Pointed to by:</b>	IXGSXCNP_MSG_PTR field in the IXGSXCNP data area, IXGSXAP_MSG_PTR field in the IXGSXAP data area
<b>Serialization:</b>	None
<b>Function:</b>	The IXGSXMSP DSECT maps the message area used on the log stream subsystem data set interface exit on the Converter and Allocaton calls.

### IXGSXMSP mapping

Table 316. Structure IXGSXMSP

Offset Dec	Offset Hex	Type	Len	Name (Dim)	Description
0	(0)	STRUCTURE	0	IXGSXMSP	, IXGSXMSP data area mapping



Table 316. Structure IXGSXMSP (continued)

Offset Dec	Offset Hex	Type	Len	Name (Dim)	Description
0	(0)	SIGNED	2	XMSP_MSG_LEN	Length of message text - does not include this field as part of the length.
2	(2)	CHARACTER	1	XMSP_MSG_TEXT(0)	Message text area - size is determined by value in XMSP_MSG_LEN

## IXGSXOCP information

### IXGSXOCP programming interface information

IXGSXOCP is a programming interface.

### IXGSXOCP heading information

<b>Common name:</b>	LOGR subsystem data set interface exit OPEN/CLOSE specific parameter list
<b>Macro ID:</b>	IXGSXOCP
<b>DSECT name:</b>	IXGSXOCP
<b>Owning component:</b>	System Logger (SCLOG)
<b>Eye-catcher ID:</b>	'IXGSXOCP' Offset: 0 Length: 8
<b>Storage attributes:</b>	Subpool: 236 or 237 (not fetch protected) Key: 1 Residency: ANY
<b>Size:</b>	48 bytes ('30'X) Frequency: 1 per open or close request of a LOGR subsystem data set - DD SUBSYS=(LOGR,...)
<b>Created by:</b>	LOGR subsystem data set interface routine
<b>Pointed to by:</b>	IXGSXCMP_SPECIFIC_PTR field in the IXGSXCMP data area
<b>Serialization:</b>	None
<b>Function:</b>	Open/close specific LOGR subsystem data set interface exit parameter list.

### IXGSXOCP mapping

Table 317. Structure IXGSXOCP

Offset Dec	Offset Hex	Type	Len	Name (Dim)	Description
0	(0)	STRUCTURE	0	IXGSXOCP	, IXGSXOCP data area mapping
0	(0)	SIGNED	4	IXGSXOCP_START(0)	Ensure word alignment
0	(0)	CHARACTER	8	IXGSXOCP_ID	Eye catcher 'IXGSXOCP'
8	(8)	BITSTRING	1	IXGSXOCP_VERSION	Version number
9	(9)	BITSTRING	1	IXGSXOCP_RSVD1	Reserved for IBM
10	(A)	BITSTRING	2	IXGSXOCP_LENGTH	Length of IXGSXOCP

Table 317. Structure IXGSXOCP (continued)

Offset Dec	Offset Hex	Type	Len	Name (Dim)	Description
12	(C)	ADDRESS	4	IXGSXOCP_JFCB_PTR	Pointer to a copy of the JFCB for this DD
16	(10)	ADDRESS	4	IXGSXOCP_DEB_PTR	Pointer to the DEB for this DD
20	(14)	ADDRESS	4	IXGSXOCP_DSAB_PTR	Pointer to the DSAB for this DD
24	(18)	BITSTRING	1	IXGSXOCP_USER_KEY	User's key (hi-order 4 bits), requestor of OPEN
25	(19)	CHARACTER	3	IXGSXOCP_RSVD2	Reserved for IBM
28	(1C)	CHARACTER	8	IXGSXOCP_DDNAME	DD name with SUBSYS=LOGR
Start of input/output fields					
36	(24)	CHARACTER	8	IXGSXOCP_IOEXIT_NAME	Name of exit to be invoked on GET requests
44	(2C)	CHARACTER	4	IXGSXOCP_OUT_RSVD1	Reserved for IBM
48	(30)	SIGNED	4	IXGSXOCP_END(0)	End of mapping
Current Length and Id values					
48	(30)	X'30'	0	IXGSXOCP_CURRENT_LENGTH	"*-IXGSXOCP" Assembled length of mapping
		.... ...1		IXGSXOCP_LATEST_VERSION	"X'01'" Latest version of mapping
		.... ...1		IXGSXOCP_1ST_VERSION	"X'01'" First version of mapping

Table 318. Cross Reference for IXGSXOCP

Name	Offset	Hex	Tag
IXGSXOCP	0		
IXGSXOCP_CURRENT_LENGTH	30		30
IXGSXOCP_DDNAME	1C		
IXGSXOCP_DEB_PTR	10		
IXGSXOCP_DSAB_PTR	14		
IXGSXOCP_END	30		
IXGSXOCP_ID	0		
IXGSXOCP_IOEXIT_NAME	24		
IXGSXOCP_JFCB_PTR	C		
IXGSXOCP_LATEST_VERSION	30		1
IXGSXOCP_LENGTH	A		
IXGSXOCP_OUT_RSVD1	2C		
IXGSXOCP_RSVD1	9		
IXGSXOCP_RSVD2	19		
IXGSXOCP_START	0		
IXGSXOCP_USER_KEY	18		
IXGSXOCP_VERSION	8		
IXGSXOCP_1ST_VERSION	30		1

## IXGSXTXT information

### IXGSXTXT programming interface information

IXGSXTXT is a programming interface.

### IXGSXTXT heading information

<b>Common name:</b>	LOGR subsystem data set interface exit SUBSYS= specification mapping
<b>Macro ID:</b>	IXGSXTXT
<b>DSECT name:</b>	IXGSXTXT and IXGSXTXT_PAIR
<b>Owning component:</b>	System Logger (SCLOG)
<b>Eye-catcher ID:</b>	None
<b>Storage attributes:</b>	Subpool: 230 only on Converter SSI call 236 or 237 on other SSI calls (not fetch protected) Key: 1 Residency: ANY
<b>Size:</b>	Based on the SUBSYS= specification Frequency: 1 per LOGR subsystem data set, DD SUBSYS=(LOGR,...), for each subsystem data set service event
<b>Created by:</b>	LOGR subsystem data set interface routine
<b>Pointed to by:</b>	IXGSXTXT: IXGSXCMP_SUBSYS_PTR field in the IXGSXCMP data area IXGSXTXT_PAIR: IXGSXCMP_SUBSYS_OPTION2 field in the IXGSXCMP data area
<b>Serialization:</b>	None
<b>Function:</b>	The IXGSXTXT DSECT maps the parameters on the SUBSYS= specification of a DD statement or Dynaloc text unit. This mapping is valid for all the log stream subsystem data set interface exit calls.

### IXGSXTXT mapping

Table 319. Structure IXGSXTXT

Offset Dec	Offset Hex	Type	Len	Name (Dim)	Description
0	(0)	STRUCTURE	0	IXGSXTXT	, IXGSXTXT data area mapping
0	(0)	SIGNED	2	IXGSXTXT_PARM_NUM	Number of length/data pairs
2	(2)	BITSTRING	1	IXGSXTXT_PARM_LEN	Length of parameter data for 1st position in this string
3	(3)	CHARACTER	1	IXGSXTXT_PARM_VALUE(0)	Value of parameter data for 1st position in this string

Table 320. Structure IXGSXTXT\_PAIR

Offset Dec	Offset Hex	Type	Len	Name (Dim)	Description
0	(0)	STRUCTURE	0	IXGSXTXT_PAIR	, Individual length/data pair

Table 320. Structure IXGSXTXT\_PAIR (continued)

Offset Dec	Offset Hex	Type	Len	Name (Dim)	Description
0	(0)	BITSTRING	1	IXGSXTXT_LEN	Length of parameter data for next position in this string
1	(1)	CHARACTER	1	IXGSXTXT_VALUE(0)	Value of parameter data for next position in this string

## IXGSXUP information

### IXGSXUP programming interface information

IXGSXUP is a programming interface.

### IXGSXUP heading information

**Common name:** LOGR subsystem data set interface exit unallocation specific parameter list

**Macro ID:** IXGSXUP

**DSECT name:** IXGSXUP

**Owning component:** System Logger (SCLOG)

**Eye-catcher ID:** 'IXGSXUP '  
Offset: 0  
Length: 8

**Storage attributes:** Subpool: 236 or 237  
(not fetch protected)  
Key: 1  
Residency: ANY

**Size:** 36 bytes ('24'X)  
Frequency: 1 per unallocation request of a LOGR subsystem data set - DD SUBSYS=(LOGR,...)

**Created by:** LOGR subsystem data set interface routine

**Pointed to by:** IXGSXCMP\_SPECIFIC\_PTR field in the IXGSXCMP data area

**Serialization:** None

**Function:** Unallocation specific LOGR subsystem data set interface exit parameter list.

### IXGSXUP mapping

Table 321. Structure IXGSXUP

Offset Dec	Offset Hex	Type	Len	Name (Dim)	Description
0	(0)	STRUCTURE	0	IXGSXUP	, IXGSXUP data area mapping
0	(0)	SIGNED	4	IXGSXUP_START(0)	Ensure word alignment
0	(0)	CHARACTER	8	IXGSXUP_ID	Eye catcher 'IXGSXUP '
8	(8)	BITSTRING	1	IXGSXUP_VERSION	Version number
9	(9)	BITSTRING	1	IXGSXUP_FLAG	Flags
		1... ....		IXGSXUP_STEP_UNALLOC	"X'80'" Job step unallocation is in progress

Table 321. Structure IXGSXUP (continued)

Offset Dec	Offset Hex	Type	Len	Name (Dim)	Description
		.1.. ....		IXGSXUP_ALLOC_CLEANUP	"X'40'" This Unallocation is part of an allocation cleanup
10	(A)	BITSTRING	2	IXGSXUP_LENGTH	Length of IXGSXUP
12	(C)	CHARACTER	8	IXGSXUP_DDNAME	Name of DD or blanks if the name was not available
20	(14)	ADDRESS	4	IXGSXUP_JFCB_PTR	Pointer to a copy of the JFCB for this DD
24	(18)	ADDRESS	4	IXGSXUP_JFCBE_PTR	Pointer to the 1st JFCBE for the JFCB or zero if no JFCBE
28	(1C)	CHARACTER	8	IXGSXUP_RSVD2	Reserved for IBM
36	(24)	SIGNED	4	IXGSXUP_END(0)	End of mapping
Current Length and Id values					
36	(24)	X'24'	0	IXGSXUP_CURRENT_LENGTH	"*-IXGSXUP" Assembled length of mapping
		.... ...1		IXGSXUP_LATEST_VERSION	"X'01'" Latest version of mapping
		.... ...1		IXGSXUP_1ST_VERSION	"X'01'" First version of mapping

Table 322. Cross Reference for IXGSXUP

Name	Offset	Hex	Tag
IXGSXUP	0		
IXGSXUP_ALLOC_CLEANUP	9		40
IXGSXUP_CURRENT_LENGTH	24		24
IXGSXUP_DDNAME	C		
IXGSXUP_END	24		
IXGSXUP_FLAG	9		
IXGSXUP_ID	0		
IXGSXUP_JFCB_PTR	14		
IXGSXUP_JFCBE_PTR	18		
IXGSXUP_LATEST_VERSION	24		1
IXGSXUP_LENGTH	A		
IXGSXUP_RSVD2	1C		
IXGSXUP_START	0		
IXGSXUP_STEP_UNALLOC	9		80
IXGSXUP_VERSION	8		
IXGSXUP_1ST_VERSION	24		1

## IXLYAMDA information

### IXLYAMDA programming interface information

IXLYAMDA is a programming interface.

## IXLYAMDA heading information

<b>Common name:</b>	Accounting and Measurement Data Area
<b>Macro ID:</b>	IXLYAMDA
<b>DSECT name:</b>	IXLYAMDAREA IXLYAMDHD IXLYAMDCF IXLYAMDCF1 IXLYAMDSLL IXLYAMDSLL1 IXLYAMDSLC IXLYAMDSLC1 IXLYAMDCFMI IXLYAMDCFMINFO IXLYAMDCFRF @LAA IXLYAMDCFRF1 @LXA IXLYAMDCFCP IXLYAMDCFCPINFO IXLYAMDSTRL IXLYAMDSTRL1 IXLYAMDSTRL2 IXLYAMDSTRL3 IXLYAMDSTRL4 IXLYAMDSTRC IXLYAMDSTRC1 IXLYAMDSTRC2 IXLYAMDSTRC3 IXLYAMDSTRC4 IXLYAMDSCSC IXLYAMDSCSC1 IXLYAMDSCOC IXLYAMDSCOCSTATS IXLYAMDSC IXLYAMDSC1 IXLYAMDSSCC @L5A IXLYAMDSSCM @LQA IXLYAMDADUP
<b>Owning component:</b>	Cross System Extended Services (SCIXL)
<b>Eye-catcher ID:</b>	NONE
<b>Storage attributes:</b>	Subpool: User-supplied Key: User-supplied Residency: User-supplied
<b>Size:</b>	Variable IXLYAMDSTRL4 -- X'0300' bytes IXLYAMDSTRC4 -- X'0274' bytes IXLYAMDSTRC3 -- X'01D0' bytes IXLYAMDSTRL3 -- X'0220' bytes IXLYAMDSTRC2 -- X'0174' bytes IXLYAMDAREA -- X'0014' bytes IXLYAMDHD -- X'000C' bytes IXLYAMDCF -- X'0130' bytes IXLYAMDCF1 -- X'01B0' bytes IXLYAMDSLL -- X'0024' bytes IXLYAMDSLL1 -- X'00A4' bytes IXLYAMDSLC -- X'0024' bytes IXLYAMDSLC1 -- X'0040' bytes IXLYAMDCFMI -- X'0010' bytes IXLYAMDCFMINFO -- X'0044' bytes IXLYAMDCFRF -- X'0100' bytes IXLYAMDCFRF1 -- X'0200' bytes IXLYAMDCFCP -- X'0018' bytes IXLYAMDCFCPINFO -- X'0040' bytes IXLYAMDSTRL -- X'0108' bytes IXLYAMDSTRL1 -- X'0188' bytes IXLYAMDSTRL2 -- X'01C8' bytes IXLYAMDSTRC -- X'00F4' bytes IXLYAMDSTRC1 -- X'0174' bytes IXLYAMDSCSC -- X'0078' bytes IXLYAMDSCSC1 -- X'00C0' bytes IXLYAMDSCOC -- X'0010' bytes IXLYAMDSCOCSTATS -- X'0004' bytes IXLYAMDSC -- X'0044' bytes IXLYAMDSC1 -- X'0080' bytes IXLYAMDSSCC -- X'0238' bytes IXLYAMDSSCM -- X'0100' bytes IXLYAMDADUP -- X'0100' bytes See declares
<b>Created by:</b>	IXLA1MG
<b>Pointed to by:</b>	DATAAREA_ADDR field in MG parameter list
<b>Serialization:</b>	None required

**Function:** Maps facility, structure, and subchannel accounting and measurement data returned by the LFSS Measurement Gatherer Service (IXLMG).

## IXLYAMDA mapping

Table 323. Structure IXLYAMDAREA

Offset Dec	Offset Hex	Type	Len	Name(Dim)	Description
0	(0)	STRUCTURE	0	IXLYAMDAREA	Data area returned to caller
0	(0)	SIGNED	4	IXLYAMDAREA_LENGTH	Length of IXLYAMDAREA header mapping
4	(4)	ADDRESS	4	IXLYAMDAREA_CFENT@	Address of first CF entry. A value of zero means that no CF entries were provided.
4	(4)	SIGNED	4	IXLYAMDAREA_CFENT_OFF	Offset of first CF entry. A value of zero means that no CF entries were provided.
8	(8)	SIGNED	4	IXLYAMDAREA_TLEN	Total length of output data area needed to contain all the requested information. This length includes the area for the records that WERE returned on this call.
12	(C)	SIGNED	4	IXLYAMDAREA_#ENT	Total number of entries of all kinds (not including the header)
16	(10)	BITSTRING	1	IXLYAMDAREA_VERSION	Version number - Maximum CFLEVEL supported by MVS on system where IXLMG was invoked. Can be used to determine if specific fields have valid information. See notes in prolog for more information
17	(11)	BITSTRING	1	IXLYAMDAREA_FLAGS	Request flags
Bit definitions:					
		1... ....		IXLYAMDAREA_CHAINOFFSET	"X'80'" When on, all chain fields contain offsets rather than addresses
18	(12)	CHARACTER	2		Unused
18	(12)	X'14'	0	IXLYAMDAREA_LEN	"*-IXLYAMDAREA"

Table 324. Structure IXLYAMDHD

Offset Dec	Offset Hex	Type	Len	Name(Dim)	Description
0	(0)	STRUCTURE	0	IXLYAMDHD	Common header mapping for IXLYAMDA entries
0	(0)	BITSTRING	1	IXLYAMDHD_TYPE	Type of entry
1	(1)	CHARACTER	3		Unused
4	(4)	SIGNED	4	IXLYAMDHD_LENGTH	Length of entry
8	(8)	ADDRESS	4	IXLYAMDHD_NEXT	Address of next entry.
8	(8)	SIGNED	4	IXLYAMDHD_NEXT_OFF	Offset of next entry
Entry Types					
		...1 ....		IXLYAMDA_TYPECF	"X'10'" Type for CF block
		...1 ...1		IXLYAMDA_TYPESLL	"X'11'" Type for SLL block
		...1 ..1.		IXLYAMDA_TYPESLC	"X'12'" Type for SLC block
		...1 ..11		IXLYAMDA_TYPECFMI	"X'13'" Type for CFMI block
		...1 .1..		IXLYAMDA_TYPECFRF	"X'14'" Type for CFRF block
		...1 .1.1		IXLYAMDA_TYPECFCP	"X'15'" Type for CFCP block

Table 324. Structure IXLYAMDHD (continued)

Offset Dec	Offset Hex	Type	Len	Name (Dim)	Description
		..1. ...1		IXLYAMDA_TYPESTRL	"X'21'" Type for STRL block
		..1. ..1.		IXLYAMDA_TYPESTRC	"X'22'" Type for STRC block
		..1. ..11		IXLYAMDA_TYPESCSC	"X'23'" Type for SCSC block
		..1. .1..		IXLYAMDA_TYPESCOC	"X'24'" Type for SCOC block
		..1. .1.1		IXLYAMDA_TYPESSCC	"X'25'" Type for SSCC block
		..1. .11.		IXLYAMDA_TYPESSCM	"X'26'" Type for SSCM block
		..1. .111		IXLYAMDA_TYPEADUP	"X'27'" Type for ADUP block
		..11 ....		IXLYAMDA_TYPEESC	"X'30'" Type for SC block
8	(8)	X'C'	0	IXLYAMDHD_LEN	"*-IXLYAMDHD"

Table 325. Structure IXLYAMDCF

Offset Dec	Offset Hex	Type	Len	Name (Dim)	Description
0	(0)	STRUCTURE	0	IXLYAMDCF	Coupling Facility (CF) Entry
0	(0)	BITSTRING	1	IXLYAMDCF_TYPE	Indication of type of data X'10' indicates CF entry
1	(1)	CHARACTER	3		Unused
4	(4)	SIGNED	4	IXLYAMDCF_LENGTH	Length of IXLYAMDCF entry mapping
8	(8)	ADDRESS	4	IXLYAMDCF_CFNEXT	Address of next CF entry. A value of 0 indicates last entry.
8	(8)	SIGNED	4	IXLYAMDCF_CFNEXT_OFF	Offset of next CF entry. A value of 0 indicates last entry.
12	(C)	ADDRESS	4	IXLYAMDCF_SL@	Address of first CF structure limits entry. A value of 0 means that no structure limit entries were provided for this CF.
12	(C)	SIGNED	4	IXLYAMDCF_SL_OFF	Offset of first CF structure limits entry. A value of 0 means that no structure limit entries were provided for this CF.
16	(10)	ADDRESS	4	IXLYAMDCF_STR@	Address of first STR record for this CF. A value of zero means that no STR records were provided for this CF.
16	(10)	SIGNED	4	IXLYAMDCF_STR_OFF	Offset of first STR record for this CF. A value of zero means that no STR records were provided for this CF.
20	(14)	ADDRESS	4	IXLYAMDCF_SC@	Address of first subchannel entry for this CF. A value of zero means that no SC records were provided for this CF.
20	(14)	SIGNED	4	IXLYAMDCF_SC_OFF	Offset of first subchannel entry for this CF. A value of zero means that no SC records were provided for this CF.
24	(18)	ADDRESS	4	IXLYAMDCF_MI@	Address of the measurement information entry for this CF. A value of zero means that the MI record was not provided for this CF.
24	(18)	SIGNED	4	IXLYAMDCF_MI_OFF	Offset of the measurement information entry for this CF. A value of zero means that the MI record was not provided for this CF.

Facility Entry  
Configuration Data

28	(1C)	SIGNED	4	IXLYAMDCF_CFID	Facility ID number
32	(20)	CHARACTER	8	IXLYAMDCF_CFNAME	Facility Name



Table 325. Structure IXLYAMDCF (continued)

Offset Dec	Offset Hex	Type	Len	Name(Dim)	Description
40	(28)	CHARACTER	32	IXLYAMDCF_ND	Hardware Node Descriptor for the facility. Mapped by IXLYNDE.
72	(48)	CHARACTER	2		Unused
74	(4A)	SIGNED	2	IXLYAMDCF_SIDMAX	Maximum SID value
76	(4C)	BITSTRING	1	IXLYAMDCF_FLAGS	Flags
Bit definitions:					
		1... ....		IXLYAMDCF_CONNECTED	"X'80'" Connected = Managed + Available, which indicates operations can be allowed against the facility. If this bit is off the facility control information returned will be from the last time the facility was connected and may be downlevel.
		.1.. ....		IXLYAMDCF_MANAGED	"X'40'" The facility is in the CFRM policy and XCF wishes to use this facility
		..1. ....		IXLYAMDCF_AVAILABLE	"X'20'" This system has physical paths connected to the facility
		...1 ....		IXLYAMDCF_VOLATILE	"X'10'" This facility's storage is volatile when this bit = 1 nonvolatile when this bit = 0
		.... 1...		IXLYAMDCF_ALLSHAREDPCS	"X'08'" This facility is running with all shared CPs Bit = 1. At least one dedicated CP Bit = 0
		.... .1..		IXLYAMDCF_DCFDI	"X'04'" Equals '1'B if Dynamic CF Dispatching is active for this facility, '0'B if not (LEVEL15).
		.... ..1.		IXLYAMDCF_HWINFODETAILVALID	"X'02'" Equals '1'B if IXLYAMDCF_HWInfoDetail field mapping for this facility is valid, '0'B if not valid.
		.... ...1		IXLYAMDCF_STANDALONE	"X'01'" When 1, this facility is running on a CPC with no z/OS LPARs
77	(4D)	BITSTRING	1	IXLYAMDCF_FLAGS2	More CF Flags
Bit definitions:					
		1... ....		IXLYAMDCF_CTI	"X'80'" Set to '1'B if coupling thin interrupts is enabled for this coupling facility (CFLEVEL 19 or above). '0'B if not enabled in the coupling facility
78	(4E)	CHARACTER	2		Unused
80	(50)	CHARACTER	8	IXLYAMDCF_PATHMASKS	Pathing masks currently in use
80	(50)	BITSTRING	1	IXLYAMDCF_PHYSPM	Physical path mask - paths which have a physical connection to the facility
81	(51)	BITSTRING	1	IXLYAMDCF_VARYPM	VARY path mask - paths which have a logical connection to the facility
82	(52)	BITSTRING	1	IXLYAMDCF_XCFPM	XCF path mask - paths connected to the facility in the active policy
83	(53)	BITSTRING	1	IXLYAMDCF_COMPPM	Composite path mask = PHYSPM + VARYPM + XCFPM
84	(54)	CHARACTER	1		Unused
85	(55)	BITSTRING	1	IXLYAMDCF_INVALID	Invalid paths mask - paths not connected to correct facility
86	(56)	BITSTRING	1	IXLYAMDCF_NOTVALIDATED	NotValidated paths mask -- paths not connected

Table 325. Structure IXLYAMDCF (continued)

Offset Dec	Offset Hex	Type	Len	Name (Dim)	Description
87	(57)	CHARACTER	1		Unused
88	(58)	SIGNED	4	IXLYAMDCF_SEQUENCE	Sequence number. This sequence number is changed whenever a new "instance" of this entity comes into use
92	(5C)	BITSTRING	2	IXLYAMDCF_CUID	Control unit ID
94	(5E)	CHARACTER	2		Unused
96	(60)	CHARACTER	64	IXLYAMDCF_HWINFORMATION	Facility Hardware information
96	(60)	CHARACTER	64	IXLYAMDCF_HWINFODETAIL	Facility Hardware information subfield mapping is valid when IXLYAMDCF_HWInfoDetailValid is set
96	(60)	CHARACTER	4		Model dependent
100	(64)	SIGNED	2	IXLYAMDCF_CFCCRELEASE	CFCC RELEASE xx.yy
100	(64)	BITSTRING	1	IXLYAMDCF_RELEASE1	xx (packed decimal)
101	(65)	BITSTRING	1	IXLYAMDCF_RELEASE2	yy (can be treated as packed decimal only for official releases and service levels, otherwise all hex values are possible)
102	(66)	SIGNED	2	IXLYAMDCF_SERVICELEVEL	SERVICE LEVEL xx.yy (both xx and yy can be treated as packed decimal only for official releases and service levels, otherwise all hex values are possible)
102	(66)	BITSTRING	1	IXLYAMDCF_LEVEL1	xx
103	(67)	BITSTRING	1	IXLYAMDCF_LEVEL2	yy
104	(68)	SIGNED	4	IXLYAMDCF_BUILDDATE	BUILT ON mm/dd/yyyy
104	(68)	BITSTRING	1	IXLYAMDCF_DATE1	mm (packed decimal)
105	(69)	BITSTRING	1	IXLYAMDCF_DATE2	dd (packed decimal)
106	(6A)	SIGNED	2	IXLYAMDCF_DATE3	yyyy (packed decimal)
108	(6C)	CHARACTER	3	IXLYAMDCF_BUILDTIME	AT hh:mm:ss
108	(6C)	BITSTRING	1	IXLYAMDCF_TIME1	hh (packed decimal)
109	(6D)	BITSTRING	1	IXLYAMDCF_TIME2	mm (packed decimal)
110	(6E)	BITSTRING	1	IXLYAMDCF_TIME3	ss (packed decimal)
111	(6F)	CHARACTER	30		model dependent
141	(8D)	CHARACTER	3	IXLYAMDCF_MFR	'IBM' - Manufacturer ID from CF Node Descriptor for IBM coupling facilities
160	(A0)	SIGNED	2	IXLYAMDCF_NOSP	Number shared processors in the facility (LEVEL15)
162	(A2)	SIGNED	2	IXLYAMDCF_NODP	Number dedicated processors in the facility (LEVEL15)
164	(A4)	CHARACTER	12		Unused
Facility Entry Accounting and Measurement Data					
176	(B0)	SIGNED	4	IXLYAMDCF_SUBCH_CONTENTION	Count of times a free subchannel was not available for synchronous immediate operations
180	(B4)	CHARACTER	8	IXLYAMDCF_CONTENTIONTIME	Summed contention time for waiting for subchannels to become free (u-sec) for synchronous immediate operations
188	(BC)	CHARACTER	8	IXLYAMDCF_CONTENTIONTIMESQR	

Table 325. Structure IXLYAMDCF (continued)

Offset Dec	Offset Hex	Type	Len	Name(Dim)	Description
					Summed contention time for waiting for subchannels to become free (u-sec squared) for synchronous immediate operations
196	(C4)	SIGNED	4	IXLYAMDCF_SUBCH_ALLOCATED	Count of number of subchannels that this facility has been allocated
200	(C8)	SIGNED	4	IXLYAMDCF_SUBCH_INUSE	Count of number of subchannels available for use
204	(CC)	SIGNED	4	IXLYAMDCF_SUBCH_MAXLIMIT	Count of total number of subchannels that could be used for operations if available
208	(D0)	SIGNED	4	IXLYAMDCF_STRUCTURE_COUNT	Count of number of structures in use by connectors from this system
212	(D4)	CHARACTER	4		Unused
216	(D8)	SIGNED	4	IXLYAMDCF_FAILEDOPTIMECOUNT	Count of the number of summed times -- for unsuccessful operations
220	(DC)	CHARACTER	8	IXLYAMDCF_FAILEDOPSUMTIME	Summed service time of unsuccessful operations (u-sec)
228	(E4)	CHARACTER	8	IXLYAMDCF_FAILEDOPSUMTIMESQR	Square of the summed service time of unsuccessful operations (u-sec squared)
236	(EC)	CHARACTER	8	IXLYAMDCF_ACCUMULATEDUTILCOUNT	Utilization count accumulated from the subchannels that have been deallocated
244	(F4)	CHARACTER	8	IXLYAMDCF_ACCUMULATEDBUSYCOUNT	Path Busy count accumulated from the subchannels that have been deallocated
Facility Entry Control Information					
252	(FC)	SIGNED	4	IXLYAMDCF_TS	Total facility space in 4K blocks. Facility space is made up of free space, dump space, control space and structure space
256	(100)	SIGNED	4	IXLYAMDCF_FS	Total Free space in 4K blocks. Free Space = Free control space + free non-control space
260	(104)	SIGNED	4	IXLYAMDCF_TCS	Total Control space in 4K blocks. Control space + non- control space = total space
264	(108)	SIGNED	4	IXLYAMDCF_FCS	Total Free control space in 4K blocks
268	(10C)	CHARACTER	16	IXLYAMDCF_GDC	Global dumping controls
268	(10C)	SIGNED	4	IXLYAMDCF_TDS	Total Dumping Space in 4K blocks. If TDS is lower than the MRDS then the dump space is not large enough to contain the largest structure that was dumped.
272	(110)	SIGNED	4	IXLYAMDCF_FDS	Free Dumping Space in 4K blocks. If FDS is smaller than the MRDS then there is not enough available dump space to contain the largest structure that was dumped.
276	(114)	SIGNED	4	IXLYAMDCF_ADTC	Associated dump table count. If this count is frequently more than one then multiple structures are being dumped at the same time

Table 325. Structure IXLYAMDCF (continued)

Offset Dec	Offset Hex	Type	Len	Name(Dim)	Description
280	(118)	SIGNED	4	IXLYAMDCF_MRDS	Maximum Requested Dumping Space in 4K blocks
284	(11C)	BITSTRING	1	IXLYAMDCF_MDX	Largest Data Element size, where size in bytes is 256*(2**MDX)
285	(11D)	CHARACTER	1		
286	(11E)	SIGNED	2	IXLYAMDCF_STGI	Storage increment in 4K blocks
288	(120)	SIGNED	4	IXLYAMDCF_CFLEVEL	Coupling facility architected function level
292	(124)	CHARACTER	12		Unused
292	(124)	X'130'	0	IXLYAMDCF_LEN	"*-IXLYAMDCF"

Table 326. Structure IXLYAMDCF1

Offset Dec	Offset Hex	Type	Len	Name(Dim)	Description
0	(0)	STRUCTURE	0	IXLYAMDCF1	Coupling Facility (CF) Entry, AmdaLevel>=1
0	(0)	CHARACTER	304		Mapped by IXLYAMDCF
304	(130)	ADDRESS	4	IXLYAMDCF1_RFADDR	Address of the first Remote Facility record for this CF. A non-zero value will be returned when HWSTATISTICS=(YES CF) and AMDALEVEL=(1 higher) are specified and this CF is connected to one or more remote CFs. A value of zero indicates either the data was not requested or there are no remotely connected facilities for this CF.
304	(130)	SIGNED	4	IXLYAMDCF1_RF_OFF	Offset of the first Remote Facility record for this CF. A non-zero value will be returned when HWSTATISTICS=(YES CF) and AMDALEVEL=(1 higher) are specified and this CF is connected to one or more remote CFs. A value of zero indicates either the data was not requested or there are no remotely connected facilities for this CF.
308	(134)	ADDRESS	4	IXLYAMDCF1_CPADDR	Address of the Channel Path record for this CF. A non-zero value will be returned when AMDALEVEL= (1 higher) is specified.
308	(134)	SIGNED	4	IXLYAMDCF1_CP_OFF	Offset of the Channel Path record for this CF. A non-zero value will be returned when AMDALEVEL= (1 higher) is specified.
312	(138)	CHARACTER	8	IXLYAMDCF1_TSCM	Total CF storage-class memory in 4K blocks. Total CF storage-class memory is the amount of storage-class memory that may be concurrently used as structure extensions. It is equal to the sum of the free CF storage-class memory and the storage-class memory in use by structures in the facility (LEVEL19)
320	(140)	CHARACTER	8	IXLYAMDCF1_FSCM	Free CF storage-class memory in 4k blocks. Free CF storage-class memory is the difference between the total CF storage-class memory and the sum of the CF storage-class memory in use by all structures in the facility (LEVEL19)

Table 326. Structure IXLYAMDCF1 (continued)

Offset Dec	Offset Hex	Type	Len	Name(Dim)	Description
328	(148)	SIGNED	2	IXLYAMDCF1_SSTGI	Storage-class memory increment. Number of 4k blocks that are assigned to a single storage-class memory segment (LEVEL19)
330	(14A)	CHARACTER	6		Reserved
336	(150)	CHARACTER	16	IXLYAMDCF1_CFAUTH	Zero or authority data from coupling facility. Zero when the coupling facility is not managed.
352	(160)	CHARACTER	80		Reserved
352	(160)	X'1B0'	0	IXLYAMDCF1_LEN	"*-IXLYAMDCF1"

Table 327. Structure IXLYAMDSLL

Offset Dec	Offset Hex	Type	Len	Name(Dim)	Description
0	(0)	STRUCTURE	0	IXLYAMDSLL	Structure Limits for a List Structure (SLL) Entry
0	(0)	BITSTRING	1	IXLYAMDSLL_TYPE	X'11' -- indicates SLL data for CF
1	(1)	CHARACTER	3		Unused
4	(4)	SIGNED	4	IXLYAMDSLL_LENGTH	Length of IXLYAMDSLL entry mapping
8	(8)	ADDRESS	4	IXLYAMDSLL_SLNEXT	Address of next limit entry. A value of 0 means last entry for this facility.
8	(8)	SIGNED	4	IXLYAMDSLL_SLNEXT_OFF	Offset of next limit entry. A value of 0 means last entry for this facility.
List Structure Limits Entry Structure Limits					
12	(C)	SIGNED	4	IXLYAMDSLL_LNL	List Header Number limit
16	(10)	BITSTRING	1	IXLYAMDSLL_LTECHL	List lock table entry characteristic limit. The maximum supported size of a lock table entry in bytes is 2**LTECHL.
17	(11)	BITSTRING	1	IXLYAMDSLL_UIDL	Userid Limit
18	(12)	CHARACTER	2		Unused
20	(14)	SIGNED	4	IXLYAMDSLL_NDL	Notification Delay Limit (NDL). The maximum list, key-range and subsidiary list notification delay limits for the structure. Bit positions 0-31 correspond to bit positions 32-63 of the CPU timer. Bit 19 represents one microsecond. (CFLEVEL>=22)
20	(14)	SIGNED	4	IXLYAMDSLL_SLNDL	Subsidiary list notification delay (SLND) limit. Bit positions 0-31 correspond to bit positions 32-63 of the CPU timer. Bit 19 represents one microsecond. (CFLEVEL>=16)
24	(18)	CHARACTER	12		Unused
24	(18)	X'24'	0	IXLYAMDSLL_LEN	"*-IXLYAMDSLL"

Table 328. Structure IXLYAMDSLL1

Offset Dec	Offset Hex	Type	Len	Name(Dim)	Description
0	(0)	STRUCTURE	0	IXLYAMDSLL1	Structure Limits for a List Structure (SLL) Entry, AmdaLevel>=1
0	(0)	CHARACTER	36		Mapped by IXLYAMDSLL

Table 328. Structure IXLAMDSLL1 (continued)

Offset Dec	Offset Hex	Type	Len	Name(Dim)	Description
36	(24)	CHARACTER	128		Reserved
36	(24)	X'A4'	0	IXLYAMDSLL1_LEN	"*-IXLYAMDSLL1"

Table 329. Structure IXLAMDSLC

Offset Dec	Offset Hex	Type	Len	Name(Dim)	Description
0	(0)	STRUCTURE	0	IXLYAMDSLC	Structure Limits for Cache Structure (SLC) Entry
0	(0)	BITSTRING	1	IXLYAMDSLC_TYPE	X'12' -- indicates SLC data for CF
1	(1)	CHARACTER	3		Unused
4	(4)	SIGNED	4	IXLYAMDSLC_LENGTH	Length of IXLAMDSLC entry mapping
8	(8)	ADDRESS	4	IXLYAMDSLC_SLNEXT	Address of next limit entry. A value of 0 means last entry for this facility.
8	(8)	SIGNED	4	IXLYAMDSLC_SLNEXT_OFF	Offset of next limit entry. A value of 0 means last entry for this facility.
Cache Structure Limits Entry Structure Limits					
12	(C)	BITSTRING	1	IXLYAMDSLC_LCIDLMT	Cache local cache identifier limit
13	(D)	CHARACTER	2		reserved
15	(F)	BITSTRING	1	IXLYAMDSLC_SCLMT	Cache storage class limit
16	(10)	SIGNED	2	IXLYAMDSLC_CCCLMT	Cache cast-out class limit
18	(12)	CHARACTER	18		Unused
18	(12)	X'24'	0	IXLYAMDSLC_LEN	"*-IXLYAMDSLC"

Table 330. Structure IXLAMDSLC1

Offset Dec	Offset Hex	Type	Len	Name(Dim)	Description
0	(0)	STRUCTURE	0	IXLYAMDSLC1	Structure Limits for a Cache Structure (SLC) Entry, AmdaLevel>=1
0	(0)	CHARACTER	36		Mapped by IXLAMDSLC
36	(24)	CHARACTER	28		Reserved
36	(24)	X'40'	0	IXLYAMDSLC1_LEN	"*-IXLYAMDSLC1"

Table 331. Structure IXLAMDCFMI

Offset Dec	Offset Hex	Type	Len	Name(Dim)	Description
0	(0)	STRUCTURE	0	IXLYAMDCFMI	Coupling Facility Measurement Information (CFMI) Entry
0	(0)	BITSTRING	1	IXLYAMDCFMI_TYPE	X'13' -- indicates CFMI data for CF
1	(1)	CHARACTER	3		Unused
4	(4)	SIGNED	4	IXLYAMDCFMI_LENGTH	Length of IXLAMDCFMI entry
8	(8)	ADDRESS	4	IXLYAMDCFMI_INFO@	Address of the measurement information array. An address of 0 indicates no elements are provided
8	(8)	SIGNED	4	IXLYAMDCFMI_INFO_OFF	Offset of the measurement information array. A value of 0 indicates no elements are provided.

Table 331. Structure IXLYAMDCFMI (continued)

Offset Dec	Offset Hex	Type	Len	Name (Dim)	Description
12	(C)	SIGNED	4	IXLYAMDCFMI_INFOELEM	Number of elements in the array Each element contains the processor number and the measurement block for each valid processor
12	(C)	X'10'	0	IXLYAMDCFMI_LEN	"*-IXLYAMDCFMI"

Table 332. Structure IXLYAMDCFMINFO

Offset Dec	Offset Hex	Type	Len	Name (Dim)	Description
0	(0)	STRUCTURE	0	IXLYAMDCFMINFO	Facility Measurement Information Element
0	(0)	SIGNED	4	IXLYAMDCFMINFO_PNUM	Processor number for which measurement information is provided
4	(4)	CHARACTER	64	IXLYAMDCFMINFO_PMB	Processor measurement block
4	(4)	SIGNED	4	IXLYAMDCFMINFO_PEXTIME	Processor execution time
8	(8)	SIGNED	4	IXLYAMDCFMINFO_PWTTIME	Processor wait time
12	(C)	CHARACTER	1	IXLYAMDCFMINFO_PFLAGS	

Bit definitions:

		1... ....		IXLYAMDCFMINFO_PSDI	"X'80'" '1'B if processor is dedicated, '0'B if shared (LEVEL15)
13	(D)	CHARACTER	1		reserved
14	(E)	SIGNED	2	IXLYAMDCFMINFO_PCWGT	Processor current weight. Range 0-999 for shared processor. Equals 65535 for dedicated processor. (LEVEL15)
16	(10)	BITSTRING	1	IXLYAMDCFMINFO_ABSG	Assigned buffer summary group (LEVEL25)
17	(11)	CHARACTER	7		Reserved
24	(18)	SIGNED	4	IXLYAMDCFMINFO_PCCNT	Processor command count - number of commands started by this processor since the last CF power-on reset. Wraps when the value exceeds the maximum value. (LEVEL25)
28	(1C)	CHARACTER	16	IXLYAMDCFMINFO_CPU_TLE	CPU-type topology list entry, as returned by the STSI instruction SYSIB 15.1.2. Refer to Principles of Operation for format. (LEVEL25)
44	(2C)	CHARACTER	24		reserved
44	(2C)	X'44'	0	IXLYAMDCFMINFO_LEN	"*-IXLYAMDCFMINFO"

Table 333. Structure IXLYAMDCFRF

Offset Dec	Offset Hex	Type	Len	Name (Dim)	Description
0	(0)	STRUCTURE	0	IXLYAMDCFRF	CF Remote Facility Entry
0	(0)	BITSTRING	1	IXLYAMDCFRF_TYPE	X'14' -- indicates remote facility entry. (LEVEL10)
1	(1)	CHARACTER	3		Unused
4	(4)	SIGNED	4	IXLYAMDCFRF_LENGTH	Length of IXLYAMDCFRF entry mapping. (LEVEL10)
8	(8)	ADDRESS	4	IXLYAMDCFRF_RFNEXT	Address of next remote facility entry. A value of zero indicates this is the last entry for this facility. (LEVEL10)

Table 333. Structure IXLYAMDCFRF (continued)

Offset Dec	Offset Hex	Type	Len	Name(Dim)	Description
8	(8)	SIGNED	4	IXLYAMDCFRF_RFNEXT_OFF	Offset of next remote facility entry. A value of zero indicates this is the last entry for this facility. (LEVEL10)
CFRF Remote Facility Data					
12	(C)	CHARACTER	32	IXLYAMDCFRF_NODE	Hardware node descriptor for the remotely connected CF. Mapped by IXLYNDE. (LEVEL10)
44	(2C)	CHARACTER	8	IXLYAMDCFRF_SYID	System identification value for the remotely connected CF. (LEVEL10)
52	(34)	CHARACTER	8	IXLYAMDCFRF_CFNAME	Coupling facility name for the remotely connected CF, or binary zeroes if the CF's node descriptor does not match any CF that is both (a) defined in the CFRM active policy, and (b) also accessible to the system on which the IXLMG request was made. (LEVEL10)
60	(3C)	BITSTRING	1	IXLYAMDCFRF_PGS	Path group size. The number of currently active receiver/peer paths over which signals may be sent from the subject CF to this remote CF. (LEVEL10)
61	(3D)	CHARACTER	3		Unused
64	(40)	BITSTRING	8	IXLYAMDCFRF_RFCTOC	Remote facility controls time of creation. The time of day (TOD) value at the subject CF when the remote facility controls for this remote CF were created. Note that since coupling facilities do not use the Sysplex Timer for TOD clock synchronization, this RFCTOC value may not be meaningfully compared with RFCTOC values obtained from any other subject CF. For the same reason, RFCTOC values may not be meaningfully compared with TOD clock values obtained on any system in the sysplex. In order to meaningfully compare two sets of remote facility signal counters, obtained for the same subject CF and remote CF at different points in time, the RFCTOC values obtained for the two sets of counters must be identical. (LEVEL10)
72	(48)	SIGNED	4	IXLYAMDCFRF_RTESC	Ready to execute signal counter. The number of ready to execute signals which have been sent from the subject CF to this remote CF since the time at which the remote facility controls were created. (LEVEL10)
76	(4C)	SIGNED	4	IXLYAMDCFRF_RTCSC	Ready to complete signal counter. The number of ready to complete signals which have been sent from the subject CF to this remote CF since the time at which the remote facility controls were created. (LEVEL10)
80	(50)	SIGNED	4	IXLYAMDCFRF_HESC	Halt execution signal counter. The number of halt execution signals which have been sent from the subject CF to this remote CF since the time at which the remote facility controls were created. (LEVEL10)



Table 333. Structure IXLYAMDCFRF (continued)

Offset Dec	Offset Hex	Type	Len	Name(Dim)	Description
84	(54)	SIGNED	4	IXLYAMDCFRF_RFSSC	Request for suppression signal counter. The number of request for suppression signals which have been sent from the subject CF to this remote CF since the time at which the remote facility controls were created. (LEVEL10)
88	(58)	SIGNED	4	IXLYAMDCFRF_RFSASC	Request for suppression accepted signal counter. The number of request for suppression accepted signals which have been sent from the subject CF to this remote CF since the time at which the remote facility controls were created. (LEVEL10)
92	(5C)	SIGNED	4	IXLYAMDCFRF_SSTFM	Sum of signal service times. The sum of service times includes service times for all types of requests which have been sent from the subject CF to this remote CF since the time at which the remote facility controls were created, and also includes the service time associated with any redrives of those signals. However, it excludes any delay time associated with these signals (delay time is accounted for separately). NOTE: The SSTFM has been extended to 64-bits to prevent the value from wrapping in a given data gathering interval. The 64-bit value is contained in IXLYAMDCFRF_SSTFME. When the value of IXLYAMDCFRF_SSTFME is non-zero, obtain the SSTFM from IXLYAMDCFRF_SSTFME. When the IXLYAMDCFRF_SSTFME is zero, obtain the SSTFM from IXLYAMDCFRF_SSTFM. (LEVEL10)
96	(60)	CHARACTER	8	IXLYAMDCFRF_SSTSM	Sum of squares of signal service times. The sum of squares of service times includes squared service times for all types of requests which have been sent from the subject CF to this remote CF since the time at which the remote facility controls were created, and also includes the squared service time associated with any redrives of those signals. However, it excludes any delay time associated with these signals (delay time is accounted for separately). (LEVEL10)
104	(68)	SIGNED	4	IXLYAMDCFRF_DSC	Delayed signal counter. The number of signals of all types which have experienced a delay in being sent from the subject CF to this remote CF since the time at which the remote facility controls were created. (LEVEL10)
108	(6C)	SIGNED	4	IXLYAMDCFRF_SDTFM	Sum of signal delay times. The sum of delay times includes delay times for all types of requests which have been sent from the subject CF this remote CF since the time at which the remote facility controls were created. (LEVEL10)
112	(70)	CHARACTER	8	IXLYAMDCFRF_SDTSM	Sum of squares of signal times. The sum of squares of delay times includes squared delay times for all types of requests which have been sent from the subject CF to this remote CF since the time at which the remote facility controls were created. (LEVEL10)

Table 333. Structure IXLYAMDCFRF (continued)

Offset Dec	Offset Hex	Type	Len	Name (Dim)	Description
120	(78)	SIGNED	4	IXLYAMDCFRF_SRDSC	Signal redrives signal counter. The number of redrives of signals of all types which have been sent from the subject CF to this remote CF since the time at which the remote facility controls were created. (LEVEL10)
124	(7C)	CHARACTER	1	IXLYAMDCFRF_CHPIDTYPES	A chpid type is provided for each active receiver/peer message path in the path group. The number of valid IXLYAMDCFRF_CHPIDTYPE entries returned in each IXLYAMDCFRF is equal to the path group size returned in IXLYAMDCFRF_PGS
124	(7C)	BITSTRING	1	IXLYAMDCFRF_CHPIDTYPE	CHPID Type
132	(84)	CHARACTER	8	IXLYAMDCFRF_SSTFME	64-bit Sum of signal service times. The sum of service times includes service times for all types of requests which have been sent from the subject CF to this remote CF since the time at which the remote facility controls were created, and also includes the service time associated with any redrives of those signals. However, it excludes any delay time associated with these signals (delay time is accounted for separately). NOTE: When the value of IXLYAMDCFRF_SSTFME is non-zero, obtain the SSTFM from IXLYAMDCFRF_SSTFME. When the IXLYAMDCFRF_SSTFME is zero, obtain the SSTFM from IXLYAMDCFRF_SSTFM. (LEVEL11)
140	(8C)	CHARACTER	1	IXLYAMDCFRF_CHPIDS	One CHPID for each active receiver/peer message path in the path group. The number of valid IXLYAMDCFRF_CHPIDS entries returned in each IXLYAMDCFRF is equal to the path group size returned in IXLYAMDCFRF_PGS
140	(8C)	BITSTRING	1	IXLYAMDCFRF_CHPID	Channel path ID
Each entry in the IXLYAMDCFRF_Validity array describes the validity of fields in the corresponding entry in the IXLYAMDCFRF_PathData array.					
148	(94)	BITSTRING	1	IXLYAMDCFRF_VALIDITY	Validity flags for IXLYAMDCFRF_PathData
Bit definitions:					
		1... ....		IXLYAMDCFRF_MODEVALID	"X'80'" On when IXLYAMDCFRF_Mode is valid
		.1.. ....		IXLYAMDCFRF_LATENCYVALID	"X'40'" On when IXLYAMDCFRF_Latency is valid
		..1. ....		IXLYAMDCFRF_DEGRADEDVALID	"X'20'" On when IXLYAMDCFRF_Degraded is valid
156	(9C)	CHARACTER	12	IXLYAMDCFRF_PATHDATA	Path- specific data
156	(9C)	BITSTRING	1	IXLYAMDCFRF_MODE	Additional information describing the mode of operation of the path - see constants IXLYAMDA_PathMode_Xxx. Valid when IXLYAMDCFRF_ModeValid on.
157	(9D)	BITSTRING	1	IXLYAMDCFRF_FLAGS	Path-related flags
Bit definitions:					

Table 333. Structure IXLYAMDCFRF (continued)

Offset Dec	Offset Hex	Type	Len	Name(Dim)	Description
		1... ....		IXLYAMDCFRF_DEGRADED	"X'80'" On => path is operating at reduced capacity, or is not operating. Valid when IXLYAMDCFRF_DegradedValid on.
158	(9E)	CHARACTER	2		Reserved
160	(A0)	SIGNED	4	IXLYAMDCFRF_LATENCY	Average round- trip path time, in microseconds. A value of 0 means that the time has not been or cannot be measured. A value of 1 means a time less than or equal to 1 microsecond. Valid when IXLYAMDCFRF_LatencyValid on.
164	(A4)	CHARACTER	4		Reserved
252	(FC)	CHARACTER	4		Reserved
252	(FC)	X'100'	0	IXLYAMDCFRF_LEN	"*-IXLYAMDCFRF"

Table 334. Structure IXLYAMDCFRF1

Offset Dec	Offset Hex	Type	Len	Name(Dim)	Description
0	(0)	STRUCTURE	0	IXLYAMDCFRF1	CF Remote Facility Entry, AmdaLevel >=2
0	(0)	CHARACTER	256		Mapped by IXLYAMDCFRF
256	(100)	BITSTRING	1	IXLYAMDCFRF1_SPGS	Sender path group size. The number of currently active sender/peer paths over which signals may be sent from this remote CF to the subject CF. (LEVEL10)
257	(101)	CHARACTER	7		Unused
264	(108)	CHARACTER	1	IXLYAMDCFRF1_SCHPIDTYPES	A CHPID type is provided for each active sender/peer message path in the path group. The number of valid IXLYAMDCFRF1_SCHPIDTYPE entries returned in each IXLYAMDCFRF1 is equal to the path group size returned in IXLYAMDCFRF1_SPGS. (LEVEL10)
264	(108)	BITSTRING	1	IXLYAMDCFRF1_SCHPIDTYPE	Sender CHPID Type
272	(110)	CHARACTER	1	IXLYAMDCFRF1_SCHPIDS	One CHPID for each active sender/peer message path in the path group. The number of valid IXLYAMDCFRF1_SCHPIDS entries returned in each IXLYAMDCFRF1 is equal to the path group size returned in IXLYAMDCFRF1_SPGS. (LEVEL10)
272	(110)	BITSTRING	1	IXLYAMDCFRF1_SCHPID	Sender channel path ID
Each entry in the IXLYAMDCFRF1_SValidity array describes the validity of fields in the corresponding entry in the IXLYAMDCFRF1_SPathData array.					
280	(118)	BITSTRING	1	IXLYAMDCFRF1_SVALIDITY	Validity flags for IXLYAMDCFRF1_SPathData
Bit definitions:					
		1... ....		IXLYAMDCFRF1_SMODEVALID	"X'80'" On when IXLYAMDCFRF1_SMode is valid
		.1.. ....		IXLYAMDCFRF1_SLATENCYVALID	"X'40'" On when IXLYAMDCFRF1_SLatency is valid
		..1. ....		IXLYAMDCFRF1_SDEGRADEDVALID	"X'20'" On when IXLYAMDCFRF1_SDegraded is valid

Table 334. Structure IXLYAMDCFRF1 (continued)

Offset Dec	Offset Hex	Type	Len	Name(Dim)	Description
288	(120)	CHARACTER	12	IXLYAMDCFRF1_SPATHDATA	Sender path-specific data
288	(120)	BITSTRING	1	IXLYAMDCFRF1_SMODE	Additional information describing the mode of operation of the path - see constants IXLYAMDA_PathMode_Xxx. Valid when IXLYAMDCFRF1_SModeValid on.
289	(121)	BITSTRING	1	IXLYAMDCFRF1_SFLAGS	Sender path-related flags
Bit definitions:					
		1... ....		IXLYAMDCFRF1_SDEGRADED	"X'80'" On => path is operating at reduced capacity, or is not operating. Valid when IXLYAMDCFRF1_SDegradedValid on.
290	(122)	CHARACTER	2		Reserved
292	(124)	SIGNED	4	IXLYAMDCFRF1_SLATENCY	Average round- trip path time, in microseconds. A value of 0 means that the time has not been or cannot be measured. A value of 1 means a time less than or equal to 1 microsecond. Valid when IXLYAMDCFRF1_SLatencyValid on.
296	(128)	CHARACTER	4		Reserved
384	(180)	SIGNED	4	IXLYAMDCFRF1_SC	Subchannel count. The number of subchannels associated with the remote facility. (LEVEL21)
388	(184)	SIGNED	4	IXLYAMDCFRF1_AMC	Asynchronous message counter. The number of asynchronous messages that are sent to the remote facility. The counter includes the number of push commands that are sent and excludes path management commands and redrives of push commands. (LEVEL21)
392	(188)	SIGNED	8	IXLYAMDCFRF1_AMSTFM	Asynchronous message service time 1st moment. The accumulated service time, in microseconds, for asynchronous messages sent to the remote facility. (LEVEL21)
400	(190)	SIGNED	8	IXLYAMDCFRF1_AMSTM	Asynchronous message service time 2nd moment. The accumulated squares of service time, in squared-microsecond units, for asynchronous messages sent to the remote facility. (LEVEL21)
408	(198)	SIGNED	4	IXLYAMDCFRF1_AMPBC	Asynchronous message path busy count (LEVEL21). This count may be reset to 0 when all links between the CF and the remote CF are lost and subsequently restored.
412	(19C)	SIGNED	4	IXLYAMDCFRF1_AMNSAC	Asynchronous message no subchannel count (LEVEL21). This count may be reset to 0 when all links between the CF and the remote CF are lost and subsequently restored.
416	(1A0)	CHARACTER	96		Reserved
416	(1A0)	X'200'	0	IXLYAMDCFRF1_LEN	"*-IXLYAMDCFRF1"

Table 335. Structure IXLYAMDCFCP

Offset Dec	Offset Hex	Type	Len	Name(Dim)	Description
0	(0)	STRUCTURE	0	IXLYAMDCFCP	CF Channel Path record
0	(0)	BITSTRING	1	IXLYAMDCFCP_TYPE	x'15' - indicates channel path entry
1	(1)	CHARACTER	3		Unused

Table 335. Structure IXLYAMDCFCP (continued)

Offset Dec	Offset Hex	Type	Len	Name (Dim)	Description
4	(4)	SIGNED	4	IXLYAMDCFCP_LENGTH	Length of IXLYAMDCFCP entry mapping, not including the array pointed to by IXLYAMDCFCP_PathInfo@
8	(8)	ADDRESS	4		Reserved, always 0 (maps to the generic next-record pointer, but there is never more than one channel path record per CF)
12	(C)	SIGNED	4	IXLYAMDCFCP_NUMENTRIES	Number of channel path information array entries. Always the same as the number of elements in IXLYAMDSC_Chpid.
16	(10)	SIGNED	4	IXLYAMDCFCP_ENTRYLEN	Length of each channel path information array entry
20	(14)	ADDRESS	4	IXLYAMDCFCP_PATHINFO@	Address of channel path information array.
20	(14)	SIGNED	4	IXLYAMDCFCP_PATHINFO_OFF	Offset of channel path information array.
20	(14)	X'18'	0	IXLYAMDCFCP_LEN	"*-IXLYAMDCFCP"

Table 336. Structure IXLYAMDCFCPINFO

Offset Dec	Offset Hex	Type	Len	Name (Dim)	Description
0	(0)	STRUCTURE	0	IXLYAMDCFCPINFO	CF channel path description
0	(0)	BITSTRING	1	IXLYAMDCFCP_CHPID	CHPID
1	(1)	BITSTRING	1	IXLYAMDCFCP_PATHTYPE	Path type - see constants IXLYAMDA_CHPIDType_Xxx
2	(2)	CHARACTER	2		Reserved
4	(4)	BITSTRING	4	IXLYAMDCFCP_VALIDITY	Validity flags
4	(4)	BITSTRING	1	IXLYAMDCFCP_VALIDITY1	

Bit definitions:

	1... ....	IXLYAMDCFCP_ATTACHMENTVALID	"X'80'" On when fields in IXLYAMDCFCP_AttachmentInfo are valid
	.1.. ....	IXLYAMDCFCP_MODEVALID	"X'40'" On when IXLYAMDCFCP_Mode is valid
	..1. ....	IXLYAMDCFCP_LATENCYVALID	"X'20'" On when IXLYAMDCFCP_Latency is valid
	...1 ....	IXLYAMDCFCP_DEGRADEDVALID	"X'10'" On when IXLYAMDCFCP_Degraded is valid
	.... 1111	IXLYAMDCFCP_AFFINITYVALID	"X'0F'" Each bit is on when the corresponding entry in IXLYAMDCFCP_SAP_Affinity is valid
5	(5) BITSTRING	1 IXLYAMDCFCP_VALIDITY2	

Bit definitions:

	1... ....	IXLYAMDCFCP_CHIDVALID	"X'80'" On when IXLYAMDCFCP_CHID is valid
6	(6) BITSTRING	1 IXLYAMDCFCP_VALIDITY3	Reserved
7	(7) BITSTRING	1 IXLYAMDCFCP_VALIDITY4	Reserved
8	(8) CHARACTER	3 IXLYAMDCFCP_ATTACHMENTINFO	Physical attachment information. Valid when IXLYAMDCFCP_AttachmentValid on.
8	(8) SIGNED	2 IXLYAMDCFCP_ADAPTERID	Identifies the adapter through which the path is connected

Table 336. Structure IXLYAMDCFCPINFO (continued)

Offset Dec	Offset Hex	Type	Len	Name (Dim)	Description
10	(A)	BITSTRING	1	IXLYAMDCFCP_PORTNUM	Identifies the adapter port to which the path is connected
11	(B)	BITSTRING	1	IXLYAMDCFCP_MODE	Additional information describing the mode of operation of the path - see constants IXLYAMDA_PathMode_Xxx. Valid when IXLYAMDCFCP_ModeValid on.
12	(C)	SIGNED	4	IXLYAMDCFCP_LATENCY	Average round-trip path time, in microseconds. A value of 0 means that the time has not been or cannot be measured. A value of 1 means a time less than or equal to 1 microsecond. Valid when IXLYAMDCFCP_LatencyValid on.
16	(10)	BITSTRING	1	IXLYAMDCFCP_FLAGS	Path-related flags
Bit definitions:					
		1... ....		IXLYAMDCFCP_DEGRADED	"X'80'" On => path is operating at reduced capacity, or is not operating. Valid when IXLYAMDCFCP_DegradedValid on.
17	(11)	CHARACTER	1		Reserved
18	(12)	SIGNED	2	IXLYAMDCFCP_CHID	Channel ID (PCHID). Valid when IXLYAMDCFCP_CHIDValid on.
20	(14)	BITSTRING	1	IXLYAMDCFCP_SAP_AFFINITY	Array of I/O processors (System Assist Processors) to which this path is accessible. Each array entry is valid when the corresponding bit in IXLYAMDCFCP_AffinityValid is on. Valid values are 0-255.
24	(18)	CHARACTER	40		Reserved
24	(18)	X'40'	0	IXLYAMDCFCPINFO_LEN	"*-IXLYAMDCFCPINFO"

Table 337. Structure IXLYAMDSTRL

Offset Dec	Offset Hex	Type	Len	Name (Dim)	Description
0	(0)	STRUCTURE	0	IXLYAMDSTRL	Structure Entry for List Structure (STRL)
0	(0)	BITSTRING	1	IXLYAMDSTRL_TYPE	X'21' -- indicates STR data for CF
1	(1)	CHARACTER	3		Unused
4	(4)	SIGNED	4	IXLYAMDSTRL_LENGTH	Length of IXLYAMDSTR entry mapping
8	(8)	ADDRESS	4	IXLYAMDSTRL_STRNEXT	Address of next STR entry. A value of 0 means last entry for this facility.
8	(8)	SIGNED	4	IXLYAMDSTRL_STRNEXT_OFF	Offset of next STR entry. A value of 0 means last entry for this facility.
LIST Configuration Data					
12	(C)	BITSTRING	1	IXLYAMDSTRL_TTY	Structure type identifier
13	(D)	CHARACTER	1	IXLYAMDSTRL_TTY_STATUS	
Bit definitions:					
		1... ....		IXLYAMDSTRL_TYPERLIST	"X'80'" The List structure is a serialized list

Table 337. Structure IXLYAMDSTRL (continued)

Offset Dec	Offset Hex	Type	Len	Name (Dim)	Description
		.1... ....		IXLYAMDSTRL_RBLDVALID	"X'40'" The structure rebuild status indications reported in the IXLYAMDSTRL_RBLDStatus are valid -- These values will only be valid and reported when information is requested for a particular structure
14	(E)	SIGNED	2	IXLYAMDSTRL_SID	Structure ID
16	(10)	BITSTRING	8	IXLYAMDSTRL_VERSION	Structure version number. Changes when a new physical instance of the structure is allocated (e.g., user- or system-managed rebuild), and there is at least one active connector to observe the allocation.
16	(10)	BITSTRING	8	IXLYAMDSTRL_PHYSICALVERSION	Structure version number. Changes when a new physical instance of the structure is allocated (e.g., user- or system-managed rebuild), and there is at least one active connector to observe the allocation. See also IXLYAMDSSCC_CopyVersion.
24	(18)	CHARACTER	16	IXLYAMDSTRL_STRNAME	Structure name
40	(28)	BITSTRING	1	IXLYAMDSTRL_RBLDSTATUS	Rebuild status flags This information will only be valid if IXLYAMDSTRL_RBLDValid is set.
Bit definitions:					
		1... ....		IXLYAMDSTRL_STRINREBLD	"X'80'" ON indicates that the structure is in rebuild
		.1... ....		IXLYAMDSTRL_REBLDOLDSTR	"X'40'" ON indicates that the structure information pertains to the OLD structure
		..1. ....		IXLYAMDSTRL_REBLDNEWSTR	"X'20'" ON indicates that the structure information pertains to the NEW structure
		...1 ....		IXLYAMDSTRL_REBLDDUPLEXSTR	"X'10'" ON indicates the structure rebuild is a duplexing rebuild. OFF indicates the structure rebuild is a normal rebuild. This bit only applies when IXLYAMDSTRL_StrInRebld is on.
		.... 1...		IXLYAMDSTRL_REBLDMETHODSTR	"X'08'" ON indicates the structure rebuild is system managed. OFF indicates the structure rebuild is user managed. This bit only applies when IXLYAMDSTRL_StrInRebld is on.
41	(29)	CHARACTER	3		
LIST Measurement Data					
44	(2C)	CHARACTER	1	IXLYAMDSTRL_STATUS	Structure status bits
Bit definitions:					
		1... ....		IXLYAMDSTRL_AMVALID	"X'80'" The following measurement data is valid
		.1... ....		IXLYAMDSTRL_DUMPSERIALHELD	"X'40'" Dump serialization is held against this structure - internal operations are failed, - external operations are delayed. Hardware control data will not be available.
45	(2D)	CHARACTER	1		Unused

Table 337. Structure IXLYAMDSTRL (continued)

Offset Dec	Offset Hex	Type	Len	Name (Dim)	Description
Begin fields whose validity is indicated by the IXLYAMDSTRL_AMValid flag					
46	(2E)	SIGNED	2	IXLYAMDSTRL_AMDATASEQUENCE	Sequence number associated with this instance of Measurement Data from this system.
48	(30)	SIGNED	4	IXLYAMDSTRL_REQCT	Total requests by structure (this relates to external requests such as IXLLIST macro invocations, NOT to requests sent to the facility).
52	(34)	SIGNED	4	IXLYAMDSTRL_REQCTASYNC	Total asynchronous requests started (LOCK structure only)
56	(38)	SIGNED	4	IXLYAMDSTRL_CONTCCT	Total number of requests that encountered contention on a lock table entry (LOCK structure only)
60	(3C)	SIGNED	4	IXLYAMDSTRL_FCONTCCT	False contention count = Total number of requests that encountered false contention on a lock table entry (LOCK structure only)
64	(40)	SIGNED	4	IXLYAMDSTRL_CRITICALREQUESTCOUNT	Total number of IXLLOCK CRITICALREQUEST=1 requests (LOCK structure only)
68	(44)	SIGNED	4	IXLYAMDSTRL_HIWORKQUEUECOUNT	Current count of the number of operations queued for subchannel contention
72	(48)	SIGNED	4	IXLYAMDSTRL_WORKQUEUECOUNT	Current count of the number of operations queued for subchannel contention
76	(4C)	SIGNED	4	IXLYAMDSTRL_DELAYQUEUECOUNT	Current count of the number of operations delayed for dump serialization and/or a system-managed process (e.g., rebuild)
80	(50)	SIGNED	4	IXLYAMDSTRL_DUMPSERIALRELEASED	Count of the number of times dump serialization was obtained and released for this structure
84	(54)	SIGNED	4	IXLYAMDSTRL_SYNCTIMECOUNT	Count of the number of summed times -- for successful operations. This count represents synchronous operations to the coupling facility.
88	(58)	CHARACTER	8	IXLYAMDSTRL_SYNCSUMTIME	Summed service time (u-sec)
96	(60)	CHARACTER	8	IXLYAMDSTRL_SYNCSUMTIMESQR	Summed service time (u-sec squared)
104	(68)	SIGNED	4	IXLYAMDSTRL_ASYNCIMECOUNT	Count of the number of summed times -- for asynchronous operations. This count represents asynchronous operations to the coupling facility.
108	(6C)	CHARACTER	8	IXLYAMDSTRL_ASYNCSUMTIME	Summed service time (u-sec)
116	(74)	CHARACTER	8	IXLYAMDSTRL_ASYNCSUMTIMESQR	Summed service time squared (u-sec squared)
124	(7C)	SIGNED	4	IXLYAMDSTRL_QUEUEUETIMECOUNT	Count of the number of summed times -- for operation queue time
128	(80)	CHARACTER	8	IXLYAMDSTRL_QUEUEUSUMTIME	Summed queue time (u-sec)
136	(88)	CHARACTER	8	IXLYAMDSTRL_QUEUEUSUMTIMESQR	Summed queue time squared (u-sec squared)



Table 337. Structure IXLYAMDSTRL (continued)

Offset Dec	Offset Hex	Type	Len	Name (Dim)	Description
144	(90)	SIGNED	4	IXLYAMDSTRL_DELAYTIMECOUNT	Count of the number of summed times -- for operation delay time for dump serialization
148	(94)	CHARACTER	8	IXLYAMDSTRL_DELAYSUMTIME	Summed delay time (u-sec)
156	(9C)	CHARACTER	8	IXLYAMDSTRL_DELAYSUMTIMESQR	Summed delay time squared (u-sec squared)
164	(A4)	SIGNED	4	IXLYAMDSTRL_SYNCTOASYNCCOUNT	Count of the number of times a synchronous operation could not be performed synchronously and was changed to an asynchronous operation
168	(A8)	SIGNED	4	IXLYAMDSTRL_TOTALHIWORKCOUNT	Total count of the number of operations queued for subchannel contention
172	(AC)	SIGNED	4	IXLYAMDSTRL_TOTALWORKCOUNT	Total count of the number of operations queued for subchannel contention
176	(B0)	CHARACTER	4		RESERVED
End fields whose validity is indicated by the IXLYAMDSTRL_AMValid flag LIST Control Structure Information					
180	(B4)	BITSTRING	1	IXLYAMDSTRL_DATAFLAGS	
Bit definitions:					
		1... ....		IXLYAMDSTRL_VALID	"X'80'" The following list control structure information is valid
		.1.. ....		IXLYAMDSTRL_VALID2	"X'40'" More list control information valid
		.... 1...		IXLYAMDSTRL_DTSVALID	"X'08'" Structure dump table size information is valid
181	(B5)	CHARACTER	2		not used
Begin fields whose validity is indicated by the IXLYAMDSTRL_Valid flag					
183	(B7)	BITSTRING	1	IXLYAMDSTRL_FLAGS2	Flags
Bit definitions:					
		1... ....		IXLYAMDSTRL_REIPI	"X'80'" Reapportionment in progress indicator. 1=structure ALTER to change ratio is in progress (LEVEL1)
		.1.. ....		IXLYAMDSTRL_SSCI	"X'40'" Structure size change in progress indicator. 1=structure ALTER to change structure size is in progress (LEVEL1)
		..1. ....		IXLYAMDSTRL_MREIPI	"X'20'" Monitor Reapportionment change in progress indicator. 1=structure ALTER to change Event Monitor Controls is in progress (LEVEL4)
		...1 ....		IXLYAMDSTRL_IRTCEI	"X'10'" Immediate RTC completion enablement indicator. 1 ==> immediate RTC completion controls have been set for this structure, allowing enablement of the expedited duplex completion protocol. (LEVEL16)

Table 337. Structure IXLYAMDSTRL (continued)

Offset Dec	Offset Hex	Type	Len	Name (Dim)	Description
		.... 1...		IXLYAMDSTRL_ENCRYPT	"X'08'" Structure data encrypted indicator. 1=structure data is encrypted
		.... .1..		IXLYAMDSTRL_MS	"X'04'" Monopolization state. 1=structure is consuming a disproportionate share of coupling facility resources (CFLEVEL 24)
184	(B8)	BITSTRING	1	IXLYAMDSTRL_MDLES	Maximum data list entry size (maximum number of elements per entry)
185	(B9)	BITSTRING	1	IXLYAMDSTRL_STFLAGS	
185	(B9)	BITSTRING	1	IXLYAMDSTRL_ST	Structure type values
Bit definitions:					
		1... ....		IXLYAMDSTRL_ST_SKI	"X'80'" Secondary key indicator 0 ==> Secondary keys are not supported. 1 ==> Secondary keys are supported. (CF level >=9)
		.1.. ....		IXLYAMDSTRL_ST_PLEIDI	"X'40'" Programmable LEID indicator (LEVEL8)
		..1. ....		IXLYAMDSTRL_ST_CI	"X'20'" Count indicator. 1= list limit accounting by elements, 0 = list limit accounting by entries
		...1 ....		IXLYAMDSTRL_ST_LI	"X'10'" Lock Indicator
		.... 1...		IXLYAMDSTRL_ST_DI	"X'08'" Data Indicator
		.... .1..		IXLYAMDSTRL_ST_AI	"X'04'" Adjunct indicator
		.... ..1.		IXLYAMDSTRL_ST_NI	"X'02'" Name indicator
		.... ...1		IXLYAMDSTRL_ST_KI	"X'01'" Key indicator
186	(BA)	BITSTRING	1	IXLYAMDSTRL_LTECH	Lock table entry characteristic. The width of a lock table entry in bytes is 2**LTECH
187	(BB)	BITSTRING	1	IXLYAMDSTRL_LELX	List element characteristic. The size of a list element in bytes is 256*(2**LELX)
188	(BC)	SIGNED	4	IXLYAMDSTRL_NLE	Lock table entry count
192	(C0)	SIGNED	4	IXLYAMDSTRL_LC	List count - number of list headers in the structure
196	(C4)	SIGNED	4	IXLYAMDSTRL_SS	Structure size in 4k blocks
200	(C8)	SIGNED	4	IXLYAMDSTRL_MSS	Maximum structure size in 4K blocks.
204	(CC)	SIGNED	4	IXLYAMDSTRL_MINSS	Minimum structure size in 4K blocks. The structure may actually be allocated smaller than this, but if so, structure attributes such as entry/element ratio will differ significantly from those which were requested.
208	(D0)	SIGNED	4	IXLYAMDSTRL_MLSELC	Maximum number of list elements that can reside in coupling facility real storage. This count is only substantially accurate.
212	(D4)	SIGNED	4	IXLYAMDSTRL_LSELC	Number of structure list elements in the list set which are currently in use that reside in coupling facility real storage.
216	(D8)	SIGNED	4	IXLYAMDSTRL_NLTEC	Non-zero lock table entry count. This field is unreliable and should not be used.

Table 337. Structure IXLYAMDSTRL (continued)

Offset Dec	Offset Hex	Type	Len	Name(Dim)	Description
220	(DC)	SIGNED	4	IXLYAMDSTRL_MLSEC	LIST Structure = Maximum number of list entries that can reside in coupling facility real storage for the structure. LOCK Structure = Maximum number of record data elements. This count is only substantially accurate.
224	(E0)	SIGNED	4	IXLYAMDSTRL_LSEC	LIST Structure = Number of structure list entries in the list set which are currently in use that reside in coupling facility real storage. LOCK Structure = Number of record entries in the structure which are currently in use.
228	(E4)	SIGNED	4	IXLYAMDSTRL_DTS	Structure dump table size in 4k blocks
232	(E8)	SIGNED	4	IXLYAMDSTRL_MRSS	Marginal structure size. This is the true minimum size with which the structure can be allocated, regardless of ratio considerations. (LEVEL1)
236	(EC)	SIGNED	4	IXLYAMDSTRL_TSS	Target structure size. For a CFLEVEL 0 facility, the target structure size will be equal to the actual structure size. For a CFLEVEL 1 or higher facility, the target structure size will be equal to the target structure size specified on the initial allocate or subsequent expand or contract request. The target size may or may not be equal to the actual size. (LEVEL1)
240	(F0)	SIGNED	4	IXLYAMDSTRL_TMELC	Target maximum element count. For a CFLEVEL 0 facility the target maximum element count will be equal to the actual maximum element count. For CFLEVEL 1 or higher facilities, the target maximum element count will reflect the target ratio specified on the initial allocate or subsequent reapportionment request. This may or may not equal the actual maximum element count. (LEVEL1)
244	(F4)	SIGNED	4	IXLYAMDSTRL_TMEC	Target maximum entry count. For a CFLEVEL 0 facility the target maximum entry count will be equal to the actual maximum entry count. For CFLEVEL 1 or higher facilities, the target maximum entry count will reflect the target ratio specified on the initial allocate or subsequent reapportionment request. This may or may not equal the actual maximum entry count. (LEVEL1)
248	(F8)	SIGNED	4	IXLYAMDSTRL_PETELR	Pending entry to element ratio. This field is only applicable to CFLEVEL 1 or higher facilities. (LEVEL1)
248	(F8)	SIGNED	2	IXLYAMDSTRL_PETELR_ENTRY	Entry ratio portion (LEVEL1)
250	(FA)	SIGNED	2	IXLYAMDSTRL_PETELR_ELEMENT	Element ratio portion (LEVEL1)
252	(FC)	SIGNED	4	IXLYAMDSTRL_EMCCNT	Count of Event Monitor Control (EMC) objects in use by the structure. Applicable only if structure allocated in CFLEVEL 3 or higher facility.
256	(100)	SIGNED	4	IXLYAMDSTRL_MAXEMCCNT	Maximum number of EMCs for the structure. Applicable only if structure allocated in CFLEVEL 3 or higher facility.

Table 337. Structure IXLYAMDSTRL (continued)

Offset Dec	Offset Hex	Type	Len	Name(Dim)	Description
260	(104)	SIGNED	4	IXLYAMDSTRL_TMAXEMCCNT	Target Maximum number of EMCs for the structure. Applicable only if structure allocated in CFLEVEL 3 or higher facility.
End fields whose validity is indicated by the IXLYAMDSTRL_Valid flag					
260	(104)	X'108'	0	IXLYAMDSTRL_LEN	"*-IXLYAMDSTRL"

Table 338. Structure IXLYAMDSTRL1

Offset Dec	Offset Hex	Type	Len	Name(Dim)	Description
0	(0)	STRUCTURE	0	IXLYAMDSTRL1	Structure Entry for a List Structure (STRL), AmdaLevel>=1
0	(0)	CHARACTER	264		Mapped by IXLYAMDSTRL
Begin fields whose validity is indicated by the IXLYAMDSTRL_Valid flag					
264	(108)	SIGNED	2	IXLYAMDSTRL_TEMCSTGPCT	Pending percent of structure storage to be used as EMCs, expressed in hundredths of a percent (ie. range is 0 to 10000)
266	(10A)	BITSTRING	1	IXLYAMDSTRL1_FLAGS	Flags
Bit definitions:					
		1... ....		IXLYAMDSTRL1_WRTCLI	"X'80'" Wait on ready to complete list indicator - Indicates that the sending of the RTC signal is delayed until the RTC is received. During this time no resources can be held for the list item being processed. (LEVEL11)
		.1.. ....		IXLYAMDSTRL1_PCQC	"X'40'" Asynchronous duplexing operation queue control, bit 0. Indicates whether an operation queue has been created for the structure for asynchronous duplexing. 0 = No asynchronous duplexing operation queue exists. 1 = An asynchronous duplexing operation queue has been created for the structure. (LEVEL21)
		..1. ....		IXLYAMDSTRL1_DPLXST	"X'20'" Duplexing state. ON => structure is in the duplexing active state. (LEVEL10)
		...1 ....		IXLYAMDSTRL1_MI	"X'10'" Designated master structure - Indicates that RTC signal will always be sent first. (LEVEL24)
		.... ..11		IXLYAMDSTRL1_DPLXT	"X'03'" Duplexing type. Valid when IxlyamdStrl1_DPLXST is on. See constants IXLYAMDA_DPLXT_Xxx. (LEVEL21)
267	(10B)	BITSTRING	1	IXLYAMDSTRL1_PCQCH	Asynchronous duplexing operation queue characteristic. The number of queue entries is the product of 4096 and 2 raised to the power of PCQCH. (LEVEL21)
268	(10C)	SIGNED	4	IXLYAMDSTRL1_LSCUR	List set cursor (LEVEL8)
272	(110)	SIGNED	4	IXLYAMDSTRL1_SCCVN	Structure copy controls version number (LEVEL8)
276	(114)	CHARACTER	8	IXLYAMDSTRL1_SXTIME	Structure related CPU execution time (LEVEL15)

Table 338. Structure IXLYAMDSTRL1 (continued)

Offset Dec	Offset Hex	Type	Len	Name(Dim)	Description
284	(11C)	SIGNED	4	IXLYAMDSTRL1_SLND	Subsidiary list notification delay. Bit positions 0-31 correspond to bit positions 32-63 of the CPU timer. Bit 19 represents one microsecond. (CFLEVEL>=16)
288	(120)	BITSTRING	1	IXLYAMDSTRL1_MUID	Maximum user id limit for the structure
289	(121)	CHARACTER	3		Reserved
End fields whose validity is indicated by the IXLYAMDSTRL_Valid flag					
292	(124)	ADDRESS	4	IXLYAMDSTRL1_SSCMADDR	Address of the structure storage-class memory record (SSCM) for this structure. A non-zero value will be returned when HWSTATISTICS=(YES) or the STRNAME keyword is specified, AMDALEVEL=(1 or higher) is specified, and the coupling facility in which the structure resides can use storage-class memory extensions (CFLEVEL 19-25). A value of zero means that the SSCM record was not provided for this structure because it was not requested, not available, or the coupling facility in which the structure resides does not support storage-class memory extensions
292	(124)	SIGNED	4	IXLYAMDSTRL1_SSCM_OFF	Offset of the structure storage-class memory record (SSCM) for this structure. A non-zero value will be returned when HWSTATISTICS=(YES) or the STRNAME keyword is specified, AMDALEVEL=(1 or higher) is specified, and the coupling facility in which the structure resides can use storage-class memory extensions (CFLEVEL 19-25). A value of zero means that the SSCM record was not provided for this structure because it was not requested, not available, or the coupling facility in which the structure resides does not support storage-class memory extensions.
Begin fields whose validity is indicated by the IXLYAMDSTRL_Valid flag					
296	(128)	SIGNED	4	IXLYAMDSTRL1_LND	List Notification Delay value for the structure. Bit positions 0-31 correspond to bit positions 32-63 of the CPU timer. Bit 19 represents one microsecond. (CFLEVEL>=22)
300	(12C)	SIGNED	4	IXLYAMDSTRL1_KRND	Key-Range Notification Delay value for the structure. Bit positions 0-31 correspond to bit positions 32-63 of the CPU timer. Bit 19 represents one microsecond. (CFLEVEL>=22)
End fields whose validity is indicated by the IXLYAMDSTRL_Valid flag Begin fields whose validity is indicated by the IXLYAMDSTRL_AMValid flag					
304	(130)	SIGNED	4	IXLYAMDSTRL1_OPCTSCMACCESS	Count of successful requests to the coupling facility that encountered an SCM (Storage-Class Memory) Access Required condition. (LEVEL19)
308	(134)	SIGNED	4	IXLYAMDSTRL1_SCMACCESSCOUNT	

Table 338. Structure IXLYAMDSTRL1 (continued)

Offset Dec	Offset Hex	Type	Len	Name (Dim)	Description
					Count of SCM (Storage-Class Memory) Access Required conditions that require the request to be restarted. (LEVEL19)
312	(138)	SIGNED	4	IXLYAMDSTRL1_PEERLINKUNAVAILABLECOUNT	Count of Peer Link Not Available conditions (LEVEL10)
316	(13C)	SIGNED	4	IXLYAMDSTRL1_EXECUTIONSUPPRESSED	Count of Execution Suppressed conditions (LEVEL10)
320	(140)	SIGNED	4	IXLYAMDSTRL1_PEERWAITSCHTIMECOUNT	Count of the number of times a duplexed request was holding a subchannel while waiting for a peer request to be started. (LEVEL10)
324	(144)	CHARACTER	8	IXLYAMDSTRL1_PEERWAITSCHSUMTIME	Summed peer subchannel wait time (u-sec) (LEVEL10)
332	(14C)	CHARACTER	8	IXLYAMDSTRL1_PEERWAITSCHSUMTIMESQR	Summed peer subchannel wait time squared (u-sec squared) (LEVEL10)
340	(154)	SIGNED	4	IXLYAMDSTRL1_PEERWAITRSVTIMECOUNT	Count of the number of times a request is holding a subchannel in reserve while waiting for a peer subchannel to become available to start a duplexed request. (LEVEL10)
344	(158)	CHARACTER	8	IXLYAMDSTRL1_PEERWAITRSVSUMTIME	Summed peer subchannel wait with reserve time (u-sec) (LEVEL10)
352	(160)	CHARACTER	8	IXLYAMDSTRL1_PEERWAITRSVSUMTIMESQR	Summed peer subchannel wait with reserve time squared (u-sec squared) (LEVEL10)
360	(168)	SIGNED	4	IXLYAMDSTRL1_PEERWAITCOMPTIMECOUNT	Count of the number of "waiting for peer completion" times reported. One of the two duplexed operations has completed, but the completed subchannel remains unavailable for use until the peer operation completes. (LEVEL10)
364	(16C)	CHARACTER	8	IXLYAMDSTRL1_PEERWAITCOMPSUMTIME	Summed waiting for peer completion times. (u-sec) (LEVEL10)
372	(174)	CHARACTER	8	IXLYAMDSTRL1_PEERWAITCOMPSUMTIMESQR	Square of the sum of the waiting for peer completion time. (u-sec squared) (LEVEL10)
380	(17C)	BITSTRING	8	IXLYAMDSTRL1_LOGICALVERSION	

Table 338. Structure IXLYAMDSTRL1 (continued)

Offset Dec	Offset Hex	Type	Len	Name(Dim)	Description
					Logical structure version number. Used in conjunction with the physical version number to identify an instance of a structure. The value of this field is set equal to the physical version number when the structure is initially allocated. It changes when a process that allocates a new instance of the structure (e.g., rebuild) is user-managed, but not when it is system-managed.
End fields whose validity is indicated by the IXLYAMDSTRL_AMValid flag					
388	(184)	ADDRESS	4	IXLYAMDSTRL1_SSCCADDR	Address of the structure copy controls information entry for this structure. A value of zero means that the SSCC record was not provided for this structure because it was not requested, not available, or contained no information.
388	(184)	SIGNED	4	IXLYAMDSTRL1_SSCC_OFF	Offset of the structure copy controls information entry for this structure. A value of zero means that the SSCC record was not provided for this structure because it was not requested, not available, or contained no information.
388	(184)	X'188'	0	IXLYAMDSTRL1_LEN	"*-IXLYAMDSTRL1"

Table 339. Structure IXLYAMDSTRL2

Offset Dec	Offset Hex	Type	Len	Name(Dim)	Description
0	(0)	STRUCTURE	0	IXLYAMDSTRL2	Structure Entry for a List Structure (STRL), AmdaLevel>=2
0	(0)	CHARACTER	392		Mapped by IXLYAMDSTRL1
392	(188)	ADDRESS	4	IXLYAMDSTRL2_ADUPADDR	Address of the structure asynchronous duplexing record (ADUP) for this structure. A non-zero value may be returned when HWSTATISTICS=(YES) or the STRNAME keyword is specified, AMDALEVEL=(2 or higher) is specified, and the coupling facility in which the structure resides supports asynchronous duplexing (CFLEVEL 21 or higher). A value of zero means that the ADUP record was not provided for this structure because it was not requested, not available, or the structure does not support asynchronous duplexing.
392	(188)	SIGNED	4	IXLYAMDSTRL2_ADUP_OFF	Offset of the structure asynchronous duplexing record (ADUP) for this structure. A non-zero value may be returned when HWSTATISTICS=(YES) or the STRNAME keyword is specified, AMDALEVEL=(2 or higher) is specified, and the coupling facility in which the structure resides supports asynchronous duplexing (CFLEVEL 21 or higher). A value of zero means that the ADUP record was not provided for this structure because it was not requested, not available, or the structure does not support asynchronous duplexing.

Table 339. Structure IXLYAMDSTRL2 (continued)

Offset Dec	Offset Hex	Type	Len	Name (Dim)	Description
Begin fields whose validity is indicated by the IXLYAMDSTRL_AMValid flag					
396	(18C)	SIGNED	4	IXLYAMDSTRL2_ADUPDELAYOPCOUNT	Count of asynchronously-duplexed CF operations that were delayed because the primary CF was unable to accept new requests, either because it could not push requests to the secondary CF or because the secondary CF could not process incoming requests. Applicable only if IxlyamdStrL2_AsynchDupPri is ON.
400	(190)	SIGNED	4	IXLYAMDSTRL2_ADUPDELAYREQCOUNT	Count of asynchronously-duplexed requests that ever experienced a delayed operation because the primary CF was unable to accept new requests. Applicable only if IxlyamdStrL2_AsynchDupPri is ON.
404	(194)	SIGNED	4	IXLYAMDSTRL2_IXLADUPXCOUNT	Total number of IXLADUPX requests. Applicable only if IxlyamdStrL2_AsynchDupSec is ON.
408	(198)	SIGNED	4	IXLYAMDSTRL2_IXLADUPXSUSPENDCOUNT	Total number of IXLADUPX requests that were suspended waiting for the operations to complete in the secondary structure of the current duplexing instance. Applicable only if IxlyamdStrL2_AsynchDupSec is ON.
412	(19C)	CHARACTER	8	IXLYAMDSTRL2_IXLADUPXSUSPENDTIME	Summed suspend time for IXLADUPX invocations that were waiting for operations to complete in the secondary structure of the current duplexing instance (in u-sec). Applicable only if IxlyamdStrL2_AsynchDupSec is ON.
420	(1A4)	CHARACTER	8	IXLYAMDSTRL2_IXLADUPXSUSPENDTIMESQR	Square of the summed suspend time for IXLADUPX invocations that were waiting for operations to complete in the secondary structure of the current duplexing instance (in u-sec squared). Applicable only if IxlyamdStrL2_AsynchDupSec is ON.
428	(1AC)	BITSTRING	1	IXLYAMDSTRL2_FLAGS	
Bit definitions:					
	1... ....			IXLYAMDSTRL2_ASYNCHDUPPRI	"X'80'" ON => this record represents the primary instance of an asynchronously- duplexed structure
	.1.. ....			IXLYAMDSTRL2_ASYNCHDUPSEC	"X'40'" ON => this record represents the secondary instance of an asynchronously- duplexed structure
End fields whose validity is indicated by the IXLYAMDSTRL_AMValid flag Begin fields whose validity is indicated by the IXLYAMDSTRL_Valid2 flag					



Table 339. Structure IXLAMDSLRL2 (continued)

Offset Dec	Offset Hex	Type	Len	Name(Dim)	Description
429	(1AD)	BITSTRING	1	IXLYAMDSTRL2_PCTENTRYRSV	Composite percent entry reserve for the structure (LEVEL25). A value of zero means that no percent entry reserve is established for the structure or the CF where the structure is allocated does not support percent entry reserve threshold. NOT applicable when IxlyamdStrL2_AsynchDupSec is ON.
End fields whose validity is indicated by the IXLAMDSLRL_Valid2 flag					
430	(1AE)	CHARACTER	26		Reserved
430	(1AE)	X'1C8'	0	IXLYAMDSTRL2_LEN	"*-IXLYAMDSTRL2"

Table 340. Structure IXLAMDSLRL3

Offset Dec	Offset Hex	Type	Len	Name(Dim)	Description
0	(0)	STRUCTURE	0	IXLYAMDSTRL3	Structure Entry for a List Structure (STRL), AmdaLevel>=3
0	(0)	CHARACTER	456		Mapped by IXLAMDSLRL2
Begin fields whose validity is indicated by the IXLAMDSLRL_AMValid flag					
456	(1C8)	SIGNED	4	IXLYAMDSTRL3_WRITEDATAREQUESTS	Count of write requests that request data elements be written for a structure entry
460	(1CC)	SIGNED	4	IXLYAMDSTRL3_WRITEADJUNCTCOUNT	Count of adjunct areas transferred to the CF for write requests
464	(1D0)	SIGNED	4	IXLYAMDSTRL3_READDATAREQUESTS	count of read requests that request entry data be returned
468	(1D4)	SIGNED	4	IXLYAMDSTRL3_READADJUNCTCOUNT	Count of adjunct areas transferred by the CF and returned on read requests
472	(1D8)	SIGNED	4	IXLYAMDSTRL3_WRITEENTRYCOUNT	Count of the number of data entries written with data elements. Accounts for single and multi entry write requests
476	(1DC)	SIGNED	4	IXLYAMDSTRL3_READENTRYCOUNT	Count of the number of data entries read that contain data elements returned on read requests. Accounts for single and multi entry read requests
480	(1E0)	SIGNED	8	IXLYAMDSTRL3_WRITEENTRYDATA	Summed number of bytes of entry data in 256-byte increments written to the structure for the number of entry data elements written
488	(1E8)	SIGNED	8	IXLYAMDSTRL3_WRITEENTRYDATASQR	Square of the summed number of bytes of entry data in 256-byte increments written to the structure for the number of entry data elements written

Table 340. Structure IXLYAMDSTRL3 (continued)

Offset Dec	Offset Hex	Type	Len	Name (Dim)	Description
496	(1F0)	SIGNED	8	IXLYAMDSTRL3_READENTRYDATA	Summed number of bytes of entry data in 256-byte increments read and transferred by the CF.
504	(1F8)	SIGNED	8	IXLYAMDSTRL3_READENTRYDATASQR	Square of the summed number of bytes of entry data in 256-byte increments read and transferred by the CF
End fields whose validity is indicated by the IXLYAMDSTRL_AMValid flag					
512	(200)	CHARACTER	32		Reserved
512	(200)	X'220'	0	IXLYAMDSTRL3_LEN	"*-IXLYAMDSTRL3"

Table 341. Structure IXLYAMDSTRL4

Offset Dec	Offset Hex	Type	Len	Name (Dim)	Description
0	(0)	STRUCTURE	0	IXLYAMDSTRL4	Structure Entry for a List Structure (STRL), AmdaLevel>=4
0	(0)	CHARACTER	544		Mapped by IXLYAMDSTRL3
Begin fields whose validity is indicated by the IXLYAMDSTRL_AMValid flag					
544	(220)	SIGNED	4	IXLYAMDSTRL4_CFMONOPTIMECOUNT	Count of summed queue time - for operations queued due to coupling facility resource monopolization
548	(224)	CHARACTER	8	IXLYAMDSTRL4_CFMONOPSUMTIME	Summed queue time - for operations queued due to coupling facility resource monopolization (u-sec)
556	(22C)	CHARACTER	8	IXLYAMDSTRL4_CFMONOPSUMTIMESQR	Summed queue time squared - for operations queued due to coupling facility resource monopolization (u-sec squared)
564	(234)	SIGNED	4	IXLYAMDSTRL4_TOTALWORKCOUNTMONOP	Total count of operations queued for CF monopolization avoidance.
568	(238)	SIGNED	4	IXLYAMDSTRL4_TOTALHIWORKCOUNTMONOP	Total count of high priority operations queued for CF monopolization avoidance.
572	(23C)	SIGNED	4	IXLYAMDSTRL4_WORKQUEUECOUNTMONOP	Current count of operations queued for CF monopolization avoidance
576	(240)	SIGNED	4	IXLYAMDSTRL4_HIWORKQUEUECOUNTMONOP	Current count of high priority operations queued for CF monopolization avoidance.
End fields whose validity is indicated by the IXLYAMDSTRL_AMValid flag					
580	(244)	CHARACTER	188		Reserved
580	(244)	X'300'	0	IXLYAMDSTRL4_LEN	"*-IXLYAMDSTRL4"

Table 342. Structure IXLYAMDSTRC

Offset Dec	Offset Hex	Type	Len	Name (Dim)	Description
0	(0)	STRUCTURE	0	IXLYAMDSTRC	Structure Entry for a Cache Structure (STRC)
0	(0)	BITSTRING	1	IXLYAMDSTRC_TYPE	X'22' -- indicates STR data for CF
1	(1)	CHARACTER	3		Unused
4	(4)	SIGNED	4	IXLYAMDSTRC_LENGTH	Length of IXLYAMDSTR entry mapping
8	(8)	ADDRESS	4	IXLYAMDSTRC_STRNEXT	Address of next STR entry. A value of 0 means last entry for this facility.
8	(8)	SIGNED	4	IXLYAMDSTRC_STRNEXT_OFF	Offset of next STR entry. A value of 0 means last entry for this facility.
12	(C)	ADDRESS	4	IXLYAMDSTRC_SCSC@	Address of the SCSC entry. A value of 0 means there is no entry for storage class data.
12	(C)	SIGNED	4	IXLYAMDSTRC_SCSC_OFF	Offset of the SCSC entry. A value of 0 means there is no entry for storage class data.
16	(10)	ADDRESS	4	IXLYAMDSTRC_SCOC@	Address of the SCOC entry. A value of 0 means there is no entry for castout class data
16	(10)	SIGNED	4	IXLYAMDSTRC_SCOC_OFF	Offset of the SCOC entry. A value of 0 means there is no entry for castout class data
CACHE Configuration Data					
20	(14)	BITSTRING	1	IXLYAMDSTRC_TTY	Structure type identifier
21	(15)	CHARACTER	1	IXLYAMDSTRC_TTY_STATUS	
Bit definitions:					
	.1.. ....			IXLYAMDSTRC_RBLDVALID	"X'40'" The structure rebuild status indications reported in the IXLYAMDSTRC_RBLDStatus are valid -- These values will only be valid and reported when information is requested for a particular structure
22	(16)	SIGNED	2	IXLYAMDSTRC_SID	Structure ID
24	(18)	BITSTRING	8	IXLYAMDSTRC_VERSION	Structure version number. Changes when a new physical instance of the structure is allocated (e.g., user- or system-managed rebuild), and there is at least one active connector to observe the allocation.
24	(18)	BITSTRING	8	IXLYAMDSTRC_PHYSICALVERSION	Structure version number. Changes when a new physical instance of the structure is allocated (e.g., user- or system-managed rebuild), and there is at least one active connector to observe the allocation. See also IXLYAMDSSCC_CopyVersion.
32	(20)	CHARACTER	16	IXLYAMDSTRC_STRNAME	STR name
48	(30)	BITSTRING	1	IXLYAMDSTRC_RBLDSTATUS	Rebuild status flags This information will only be valid if IXLYAMDSTRC_RBLDValid is set.
Bit definitions:					
	1... ....			IXLYAMDSTRC_STRINREBLD	"X'80'" ON indicates that the structure is in rebuild

Table 342. Structure IXLYAMDSTRC (continued)

Offset Dec	Offset Hex	Type	Len	Name(Dim)	Description
		.1.. ....		IXLYAMDSTRC_REBLDOLDSTR	"X'40'" ON indicates that the structure information pertains to the OLD structure
		..1. ....		IXLYAMDSTRC_REBLDNEWSTR	"X'20'" ON indicates that the structure information pertains to the NEW structure
		...1 ....		IXLYAMDSTRC_REBLDDUPLEXSTR	"X'10'" ON indicates the structure rebuild is a duplexing rebuild. OFF indicates the structure rebuild is a normal rebuild. This bit only applies when IXLYAMDSTRC_StrInRebld is on.
		.... 1...		IXLYAMDSTRC_REBLDMETHODSTR	"X'08'" ON indicates the structure rebuild is system managed. OFF indicates the structure rebuild is user managed. This bit only applies when IXLYAMDSTRC_StrInRebld is on.
49	(31)	CHARACTER	3		
CACHE Measurement Data					
52	(34)	CHARACTER	1	IXLYAMDSTRC_STATUS	Structure status bits
Bit definitions:					
		1... ....		IXLYAMDSTRC_AMVALID	"X'80'" The following measurement data is valid
		.1.. ....		IXLYAMDSTRC_DUMPSERIALHELD	"X'40'" Dump serialization is held against this structure - internal operations are failed - external operations are delayed. Hardware control data will not be available.
53	(35)	CHARACTER	1		Unused
Begin fields whose validity is indicated by the IXLYAMDSTRC_AMValid flag					
54	(36)	SIGNED	2	IXLYAMDSTRC_AMDATASEQUENCE	Sequence number associated with this instance of Measurement Data from this system.
56	(38)	SIGNED	4	IXLYAMDSTRC_REQCT	Total requests. This relates to external requests such as IXLCACHE macro invocations, not operations to the coupling facility.
60	(3C)	SIGNED	4	IXLYAMDSTRC_REQCTASYNC	Total asynchronous requests started (unused, always zero)
64	(40)	SIGNED	4	IXLYAMDSTRC_HIWORKQUEUECOUNT	Current count of the number of operations queued for subchannel contention
68	(44)	SIGNED	4	IXLYAMDSTRC_WORKQUEUECOUNT	Current count of the number of operations queued for subchannel contention
72	(48)	SIGNED	4	IXLYAMDSTRC_DELAYQUEUECOUNT	Current count of the number of operations delayed for dump serialization and/or a system-managed process (e.g., rebuild)
76	(4C)	SIGNED	4	IXLYAMDSTRC_DUMPSERIALRELEASED	Count of the number times dump serialization was obtained and released for this structure

Table 342. Structure IXLYAMDSTRC (continued)

Offset Dec	Offset Hex	Type	Len	Name (Dim)	Description
80	(50)	SIGNED	4	IXLYAMDSTRC_SYNCTIMECOUNT	Count of the number of summed times -- for successful synchronous operations to the facility
84	(54)	CHARACTER	8	IXLYAMDSTRC_SYNCSUMTIME	Summed service time (u-sec)
92	(5C)	CHARACTER	8	IXLYAMDSTRC_SYNCSUMTIMESQR	Summed service time squared (u-sec squared)
100	(64)	SIGNED	4	IXLYAMDSTRC_ASYNCIMECOUNT	Count of the number of summed times -- for successful asynchronous operations to the facility
104	(68)	CHARACTER	8	IXLYAMDSTRC_ASYNCISUMTIME	Summed service time (u-sec)
112	(70)	CHARACTER	8	IXLYAMDSTRC_ASYNCISUMTIMESQR	Summed service time squared (u-sec squared)
120	(78)	SIGNED	4	IXLYAMDSTRC_QUEUEIMECOUNT	Count of the number of summed times -- for operation queue time
124	(7C)	CHARACTER	8	IXLYAMDSTRC_QUEUEISUMTIME	Summed queue time (u-sec)
132	(84)	CHARACTER	8	IXLYAMDSTRC_QUEUEISUMTIMESQR	Summed queue time squared (u-sec squared)
140	(8C)	SIGNED	4	IXLYAMDSTRC_DELAYIMECOUNT	Count of the number of summed times -- for operation delay time for dump serialization
144	(90)	CHARACTER	8	IXLYAMDSTRC_DELAYISUMTIME	Summed delay time (u-sec)
152	(98)	CHARACTER	8	IXLYAMDSTRC_DELAYISUMTIMESQR	Summed delay time squared (u-sec squared)
160	(A0)	SIGNED	4	IXLYAMDSTRC_SYNCTOASYNCCOUNT	Count of the number times a synchronous operation could not be performed synchronously and was changed to an asynchronous operation
164	(A4)	SIGNED	4	IXLYAMDSTRC_TOTALHIWORKCOUNT	Total count of the number of operations queued for subchannel contention
168	(A8)	SIGNED	4	IXLYAMDSTRC_TOTALWORKCOUNT	Total count of the number of operations queued for subchannel contention
172	(AC)	CHARACTER	4		RESERVED
End fields whose validity is indicated by the IXLYAMDSTRC_AMValid flag Control Structure Information					
176	(B0)	BITSTRING	1	IXLYAMDSTRC_DATAFLAGS	
Bit definitions:					
		1... ....		IXLYAMDSTRC_VALID	"X'80'" The following cache control structure information is valid
		.... 1...		IXLYAMDSTRC_DTSVALID	"X'08'" Structure dump table size information is valid
177	(B1)	CHARACTER	2		reserved
Begin fields whose validity is indicated by the IXLYAMDSTRC_Valid flag					
179	(B3)	BITSTRING	1	IXLYAMDSTRC_FLAGS2	Flags

Table 342. Structure IXLYAMDSTRC (continued)

Offset Dec	Offset Hex	Type	Len	Name (Dim)	Description
Bit definitions:					
		1... ....		IXLYAMDSTRC_REIPI	"X'80'" Reapportionment in progress indicator. 1=structure ALTER to change ratio is in progress (LEVEL1)
		.1.. ....		IXLYAMDSTRC_SSCI	"X'40'" Structure size change in progress indicator. 1=structure ALTER to change structure size is in progress (LEVEL1)
		...1 ....		IXLYAMDSTRC_IRTCEI	"X'10'" Immediate RTC completion enablement indicator. 1 ==> immediate RTC completion controls have been set for this structure, allowing enablement of the expedited duplex completion protocol. (LEVEL16)
		.... 1...		IXLYAMDSTRC_ENCRYPT	"X'08'" Structure data encrypted indicator. 1=structure data is encrypted
		.... .1..		IXLYAMDSTRC_WRTCICO	"X'04'" Wait on ready to complete cache override - Indicates that the sending of the RTC signal is delayed until the RTC is received. (LEVEL22)
		.... ..1.		IXLYAMDSTRC_MI	"X'02'" Designated master structure - Indicates that RTC signal will always be sent first. (LEVEL24)
		.... ...1		IXLYAMDSTRC_MS	"X'01'" Monopolization state. 1=structure is consuming a disproportionate share of coupling facility resources (CFLEVEL 24)
180	(B4)	SIGNED	4	IXLYAMDSTRC_TDEC	Total Directory entry count. This count is only substantially accurate
184	(B8)	SIGNED	4	IXLYAMDSTRC_TDAEC	Total Data area element count. This count is only substantially accurate
188	(BC)	BITSTRING	1	IXLYAMDSTRC_BITS	
Bit definitions:					
		1... ....		IXLYAMDSTRC_AAI	"X'80'" Adjunct Assignment indicator
		.1.. ....		IXLYAMDSTRC_UDFOQI	"X'40'" UDF order queue indicator. CFLevel 5 or higher.
189	(BD)	BITSTRING	1	IXLYAMDSTRC_MSCV	Maximum storage class value
190	(BE)	BITSTRING	2	IXLYAMDSTRC_NCM	Name class mask. CFLEVEL=7 or higher
192	(C0)	SIGNED	2	IXLYAMDSTRC_MCCV	Maximum castout class value
194	(C2)	BITSTRING	1	IXLYAMDSTRC_DAEX	Data area element characteristic. The size of a data element in bytes is 256*(2**DAEX)
195	(C3)	BITSTRING	1	IXLYAMDSTRC_MDAS	Maximum data area size (i.e maximum number of elements per entry)
196	(C4)	SIGNED	4	IXLYAMDSTRC_SS	Structure size in 4K blocks
200	(C8)	SIGNED	4	IXLYAMDSTRC_MSS	Maximum structure size in 4K blocks
204	(CC)	SIGNED	4	IXLYAMDSTRC_MINSS	Minimum structure size in 4K blocks. The structure may actually be allocated smaller than this, but if so, structure attributes such as entry/element ratio will differ significantly from those which were requested.
208	(D0)	SIGNED	4	IXLYAMDSTRC_DTS	Structure dump table size in 4k blocks

Table 342. Structure IXLYAMDSTRC (continued)

Offset Dec	Offset Hex	Type	Len	Name(Dim)	Description
212	(D4)	SIGNED	4	IXLYAMDSTRC_MRSS	Marginal structure size. This is the true minimum size with which the structure can be allocated, regardless of ratio considerations. (LEVEL1)
216	(D8)	SIGNED	4	IXLYAMDSTRC_TSS	Target structure size. For a CFLEVEL 0 facility, the target structure size will be equal to the actual structure size. For a CFLEVEL 1 or higher facility, the target structure size will be equal to the target structure size specified on the initial allocate or subsequent expand or contract request. The target size may or may not be equal to the actual size. (LEVEL1)
220	(DC)	SIGNED	4	IXLYAMDSTRC_TMELC	Target maximum element count. For a CFLEVEL 0 facility the target maximum element count will be equal to the actual maximum element count. For CFLEVEL 1 or higher facilities, the target maximum element count will reflect the target ratio specified on the initial allocate or subsequent reapportionment request. This may or may not equal the actual maximum element count. (LEVEL1)
224	(E0)	SIGNED	4	IXLYAMDSTRC_TMEC	Target maximum entry count. For a CFLEVEL 0 facility the target maximum entry count will be equal to the actual maximum entry count. For CFLEVEL 1 or higher facilities, the target maximum entry count will reflect the target ratio specified on the initial allocate or subsequent reapportionment request. This may or may not equal the actual maximum entry count. (LEVEL1)
228	(E4)	SIGNED	4	IXLYAMDSTRC_PDTDR	Pending directory to data ratio. This field is only applicable to CFLEVEL 1 or higher facilities. (LEVEL1)
228	(E4)	SIGNED	2	IXLYAMDSTRC_PDTDR_DIR	Directory ratio portion (LEVEL1)
230	(E6)	SIGNED	2	IXLYAMDSTRC_PDTDR_DATA	Data element ratio portion (LEVEL1)
232	(E8)	SIGNED	4	IXLYAMDSTRC_TSCC	Total structure changed entry count. This count is only substantially accurate (LEVEL1)
236	(EC)	SIGNED	4	IXLYAMDSTRC_TCDEC	Total structure changed data element count. This count is only substantially accurate (LEVEL1)
240	(F0)	CHARACTER	4		Reserved
End fields whose validity is indicated by the IXLYAMDSTRC_Valid flag					
240	(F0)	X'F4'	0	IXLYAMDSTRC_LEN	"*-IXLYAMDSTRC"

Table 343. Structure IXLYAMDSTRC1

Offset Dec	Offset Hex	Type	Len	Name(Dim)	Description
0	(0)	STRUCTURE	0	IXLYAMDSTRC1	Structure Entry for a Cache Structure (STRC), AmdaLevel>=1
0	(0)	CHARACTER	244		Mapped by IXLYAMDSTRC
Begin fields whose validity is indicated by the IXLYAMDSTRC_Valid flag					

Table 343. Structure IXLYAMDSTRC1 (continued)

Offset Dec	Offset Hex	Type	Len	Name (Dim)	Description
244	(F4)	SIGNED	4	IXLYAMDSTRC1_WQC	Write-with-castout queue count (LEVEL8)
248	(F8)	SIGNED	4	IXLYAMDSTRC1_SCCVN	Structure copy controls version number (LEVEL8)
252	(FC)	SIGNED	4	IXLYAMDSTRC1_GCUDRI	Global count of unchanged directory entries with registered interest (LEVEL8)
256	(100)	SIGNED	4	IXLYAMDSTRC1_FDEC	Free directory entry count (LEVEL8)
260	(104)	SIGNED	4	IXLYAMDSTRC1_FDAEC	Free data area element count (LEVEL8)
264	(108)	SIGNED	2	IXLYAMDSTRC1_CCCUR	Castout class cursor (LEVEL8)
266	(10A)	CHARACTER	2		Reserved
268	(10C)	CHARACTER	8	IXLYAMDSTRC1_SXTIME	Structure related CPU execution time (LEVEL15)
End fields whose validity is indicated by the IXLYAMDSTRC_Valid flag					
276	(114)	CHARACTER	16		Reserved
Begin fields whose validity is indicated by the IXLYAMDSTRC_AMValid flag					
292	(124)	SIGNED	4	IXLYAMDSTRC1_PEERLINKUNAVAILABLECOUNT	Count of Peer Link Not Available conditions (LEVEL10)
296	(128)	SIGNED	4	IXLYAMDSTRC1_EXECUTIONSUPPRESSEDCount	Count of Execution Suppressed conditions (LEVEL10)
300	(12C)	SIGNED	4	IXLYAMDSTRC1_PEERWAITSCHTIMECOUNT	Count of the number of times a duplexed request was holding a subchannel while waiting for a peer request to be started. (LEVEL10)
304	(130)	CHARACTER	8	IXLYAMDSTRC1_PEERWAITSCHSUMTIME	Summed peer subchannel wait time (u-sec) (LEVEL10)
312	(138)	CHARACTER	8	IXLYAMDSTRC1_PEERWAITSCHSUMTIMESQR	Summed peer subchannel wait time squared (u-sec squared) (LEVEL10)
320	(140)	SIGNED	4	IXLYAMDSTRC1_PEERWAITRSVTIMECOUNT	Count of the number of times a request is holding a subchannel in reserve while waiting for a peer subchannel to become available to start a duplexed request. (LEVEL10)
324	(144)	CHARACTER	8	IXLYAMDSTRC1_PEERWAITRSVSUMTIME	Summed peer subchannel wait with reserve time (u-sec) (LEVEL10)
332	(14C)	CHARACTER	8	IXLYAMDSTRC1_PEERWAITRSVSUMTIMESQR	Summed peer subchannel wait with reserve time squared (u-sec squared) (LEVEL10)
340	(154)	SIGNED	4	IXLYAMDSTRC1_PEERWAITCOMPTIMECOUNT	



Table 343. Structure IXLYAMDSTRC1 (continued)

Offset Dec	Offset Hex	Type	Len	Name(Dim)	Description
					Count of the number of "waiting for peer completion" times reported. One of the two duplexed operations has completed, but the completed subchannel remains unavailable for use until the peer operation completes. (LEVEL10)
344	(158)	CHARACTER	8	IXLYAMDSTRC1_PEERWAITCOMPSUMTIME	Summed waiting for peer completion times. (u-sec) (LEVEL10)
352	(160)	CHARACTER	8	IXLYAMDSTRC1_PEERWAITCOMPSUMTIMESQR	Square of the sum of the waiting for peer completion time. (u-sec squared) (LEVEL10)
360	(168)	BITSTRING	8	IXLYAMDSTRC1_LOGICALVERSION	Logical structure version number. Used in conjunction with the physical version number to identify an instance of a structure. The value of this field is set equal to the physical version number when the structure is initially allocated. It changes when a process that allocates a new instance of the structure (e.g., rebuild) is user-managed, but not when it is system-managed.
End fields whose validity is indicated by the IXLYAMDSTRC_AMValid flag					
368	(170)	ADDRESS	4	IXLYAMDSTRC1_SSCCADDR	Address of the structure copy controls information entry for this structure. A value of zero means that the SSCC record was not provided for this structure because it was not requested, not available, or contained no information.
368	(170)	SIGNED	4	IXLYAMDSTRC1_SSCC_OFF	Offset of the structure copy controls information entry for this structure. A value of zero means that the SSCC record was not provided for this structure because it was not requested, not available, or contained no information.
368	(170)	X'174'	0	IXLYAMDSTRC1_LEN	"*-IXLYAMDSTRC1"

Table 344. Structure IXLYAMDSTRC2

Offset Dec	Offset Hex	Type	Len	Name(Dim)	Description
0	(0)	STRUCTURE	0	IXLYAMDSTRC2	Structure Entry for a Cache Structure (STRC), AmdaLevel>=2
0	(0)	CHARACTER	372		Mapped by IXLYAMDSTRC1
0	(0)	X'174'	0	IXLYAMDSTRC2_LEN	"*-IXLYAMDSTRC2"

Table 345. Structure IXLYAMDSTRC3

Offset Dec	Offset Hex	Type	Len	Name(Dim)	Description
0	(0)	STRUCTURE	0	IXLYAMDSTRC3	Structure Entry for a Cache Structure (STRC), AmdaLevel>=3
0	(0)	CHARACTER	372		Mapped by IXLYAMDSTRC2
372	(174)	CHARACTER	4		Reserved

Table 345. Structure IXLYAMDSTRC3 (continued)

Offset Dec	Offset Hex	Type	Len	Name (Dim)	Description
Begin fields whose validity is indicated by the IXLYAMDSTRC_AMValid flag					
376	(178)	SIGNED	4	IXLYAMDSTRC3_WRITEDATAREQUESTS	Count of write requests that request data elements be written for a structure entry
380	(17C)	SIGNED	4	IXLYAMDSTRC3_WRITEADJUNCTCOUNT	Count of adjunct areas transferred to the CF for write requests
384	(180)	SIGNED	4	IXLYAMDSTRC3_READDATAREQUESTS	count of read requests that request entry data be returned
388	(184)	SIGNED	4	IXLYAMDSTRC3_READADJUNCTCOUNT	Count of adjunct transferred by the CF and returned on read requests
392	(188)	SIGNED	4	IXLYAMDSTRC3_WRITEENTRYCOUNT	Count of the number of data entries written with data elements. Accounts for single and multi entry write requests
396	(18C)	SIGNED	4	IXLYAMDSTRC3_READENTRYCOUNT	Count of the number of data entries read that contain data elements returned on read requests. Accounts for single and multi entry read requests
400	(190)	SIGNED	8	IXLYAMDSTRC3_WRITEENTRYDATA	Summed number of bytes of entry data in 256-byte increments written to the structure for the number of entry data elements written
408	(198)	SIGNED	8	IXLYAMDSTRC3_WRITEENTRYDATASQR	Square of the summed number of bytes of entry data in 256-byte increments written to the structure for the number of entry data elements written
416	(1A0)	SIGNED	8	IXLYAMDSTRC3_READENTRYDATA	Summed number of bytes of entry data in 256-byte increments read and transferred by the CF.
424	(1A8)	SIGNED	8	IXLYAMDSTRC3_READENTRYDATASQR	Square of the summed number of bytes of entry data in 256-byte increments read and transferred by the CF
End fields whose validity is indicated by the IXLYAMDSTRC_AMValid flag					
432	(1B0)	CHARACTER	32		Reserved
432	(1B0)	X'1D0'	0	IXLYAMDSTRC3_LEN	"*-IXLYAMDSTRC3"

Table 346. Structure IXLYAMDSTRC4

Offset Dec	Offset Hex	Type	Len	Name (Dim)	Description
0	(0)	STRUCTURE	0	IXLYAMDSTRC4	Structure Entry for a Cache Structure (STRC), AmdaLevel>=4
0	(0)	CHARACTER	464		Mapped by IXLYAMDSTRC3

Table 346. Structure IXLYAMDSTRC4 (continued)

Offset Dec	Offset Hex	Type	Len	Name(Dim)	Description
Begin fields whose validity is indicated by the IXLYAMDSTRC_AMValid flag					
464	(1D0)	SIGNED	4	IXLYAMDSTRC4_CFMONOPTIMECOUNT	Count of summed queue time - for operations queued due to coupling facility resource monopolization
468	(1D4)	CHARACTER	8	IXLYAMDSTRC4_CFMONOPSUMTIME	Summed queue time - for operations queued due to coupling facility resource monopolization (u-sec)
476	(1DC)	CHARACTER	8	IXLYAMDSTRC4_CFMONOPSUMTIMESQR	Summed queue time squared - for operations queued due to coupling facility resource monopolization (u-sec squared)
484	(1E4)	SIGNED	4	IXLYAMDSTRC4_TOTALWORKCOUNTMONOP	Total count of operations queued for CF monopolization avoidance.
488	(1E8)	SIGNED	4	IXLYAMDSTRC4_TOTALHIWORKCOUNTMONOP	Total count of high priority operations queued for CF monopolization avoidance.
492	(1EC)	SIGNED	4	IXLYAMDSTRC4_WORKQUEUECOUNTMONOP	Current count of operations queued for CF monopolization avoidance
496	(1F0)	SIGNED	4	IXLYAMDSTRC4_HIWORKQUEUECOUNTMONOP	Current count of high priority operations queued for CF monopolization avoidance.
End fields whose validity is indicated by the IXLYAMDSTRC_AMValid flag					
500	(1F4)	CHARACTER	128		Reserved
500	(1F4)	X'274'	0	IXLYAMDSTRC4_LEN	"*-IXLYAMDSTRC4"

Table 347. Structure IXLYAMDSCSC

Offset Dec	Offset Hex	Type	Len	Name(Dim)	Description
0	(0)	STRUCTURE	0	IXLYAMDSCSC	Structure Entry for Cache Storage Class (SCSC)
0	(0)	BITSTRING	1	IXLYAMDSCSC_TYPE	X'23' -- indicates STR data for Storage Class
1	(1)	CHARACTER	3		Unused
4	(4)	SIGNED	4	IXLYAMDSCSC_LENGTH	Length of IXLYAMDSCSC entry mapping
8	(8)	CHARACTER	4		reserved
12	(C)	CHARACTER	108	IXLYAMDSCSC_STATS	Storage Class information
12	(C)	SIGNED	4	IXLYAMDSCSC_RHC	Read hit counter
16	(10)	SIGNED	4	IXLYAMDSCSC_RMDHC	Read miss, directory hit counter
20	(14)	SIGNED	4	IXLYAMDSCSC_RMASC	Read miss, assignment suppressed counter
24	(18)	SIGNED	4	IXLYAMDSCSC_RMNAC	Read miss, name assigned counter
28	(1C)	SIGNED	4	IXLYAMDSCSC_RMTSFC	Read miss, target storage class full counter

Table 347. Structure IXLYAMDSCSC (continued)

Offset Dec	Offset Hex	Type	Len	Name(Dim)	Description
32	(20)	SIGNED	4	IXLYAMDSCSC_WHCB0C	Write hit change Bit 0 ctr
36	(24)	SIGNED	4	IXLYAMDSCSC_WHCB1C	Write hit change Bit 1 ctr
40	(28)	SIGNED	4	IXLYAMDSCSC_WMNRC	Write miss, not registered counter
44	(2C)	SIGNED	4	IXLYAMDSCSC_WMISC	Write miss, invalid state counter
48	(30)	SIGNED	4	IXLYAMDSCSC_WMTSFC	Write miss, target storage class full counter
52	(34)	SIGNED	4	IXLYAMDSCSC_DEREC	Directory entry reclaim counter
56	(38)	SIGNED	4	IXLYAMDSCSC_DTEREC	Data entry reclaim counter
60	(3C)	SIGNED	4	IXLYAMDSCSC_XIFDRC	XI directory reclaim counter
64	(40)	SIGNED	4	IXLYAMDSCSC_XIFWC	XI write counter
68	(44)	SIGNED	4	IXLYAMDSCSC_XINIC	XI name invalidation counter
72	(48)	SIGNED	4	IXLYAMDSCSC_XICIC	XI complement invalidation counter
76	(4C)	SIGNED	4	IXLYAMDSCSC_COC	Castout Counter
80	(50)	SIGNED	4	IXLYAMDSCSC_RSMC	Reference signal miss counter
84	(54)	SIGNED	4	IXLYAMDSCSC_TSCFC	Target storage class full counter
88	(58)	SIGNED	4	IXLYAMDSCSC_DEC	Directory entry counter
92	(5C)	SIGNED	4	IXLYAMDSCSC_DAECC	Data area element counter
96	(60)	SIGNED	4	IXLYAMDSCSC_TCC	Total changed counter
100	(64)	SIGNED	4	IXLYAMDSCSC_DAC	Data area counter
104	(68)	SIGNED	4	IXLYAMDSCSC_CRLC	Completed reference lists counter
108	(6C)	SIGNED	4	IXLYAMDSCSC_PCRLC	Partially completed reference lists counter
112	(70)	SIGNED	4	IXLYAMDSCSC_XILRC	XI for local cache vector index replacement
116	(74)	SIGNED	4	IXLYAMDSCSC_WUXIC	Write unchanged with XI counter
116	(74)	X'78'	0	IXLYAMDSCSC_LEN	"*-IXLYAMDSCSC"

Table 348. Structure IXLYAMDSCSC1

Offset Dec	Offset Hex	Type	Len	Name(Dim)	Description
0	(0)	STRUCTURE	0	IXLYAMDSCSC1	Structure Entry for Cache Storage Class (SCSC), Amdalevel>=1
0	(0)	CHARACTER	120		Mapped by IXLYAMDSCSC
120	(78)	SIGNED	4	IXLYAMDSCSC1_UDERIC	Unchanged directory entry with registered interest counter (LEVEL8)
124	(7C)	SIGNED	4	IXLYAMDSCSC1_WMASC	Write Miss Assignment Suppression Counter (CF LEVEL18)
128	(80)	SIGNED	4	IXLYAMDSCSC1_WMWSC	Write Miss Write Suppression Counter (CF LEVEL17, SL 10.13)
132	(84)	CHARACTER	4		Reserved
136	(88)	SIGNED	8	IXLYAMDSCSC1_DART	Data-Area Residency Time. A 64-bit unsigned binary integer that approximates in microseconds via a moving weighted average the elapsed time a data area resides in a storage class before it is reclaimed (CF LEVEL25)
144	(90)	SIGNED	8	IXLYAMDSCSC1_DERT	Directory-Entry Residency Time. A 64-bit unsigned binary integer that approximates in microseconds via a moving weighted average the elapsed time a directory entry actively resides in a storage class before it is reclaimed (CF LEVEL25)

Table 348. Structure IXLYAMDSCSC1 (continued)

Offset Dec	Offset Hex	Type	Len	Name (Dim)	Description
152	(98)	CHARACTER	40		Reserved
152	(98)	X' C0'	0	IXLYAMDSCSC1_LEN	"*-IXLYAMDSCSC1"

Table 349. Structure IXLYAMDSCOC

Offset Dec	Offset Hex	Type	Len	Name (Dim)	Description
0	(0)	STRUCTURE	0	IXLYAMDSCOC	Structure Entry for Cache CastOut Class (SCOC)
0	(0)	BITSTRING	1	IXLYAMDSCOC_TYPE	X'24' -- indicates STR data for CastOut Classes
1	(1)	CHARACTER	3		Unused
4	(4)	SIGNED	4	IXLYAMDSCOC_LENGTH	Length of IXLYAMDSCOC entry mapping
8	(8)	ADDRESS	4	IXLYAMDSCOCSTATS@	Address of the SCOC entry. An address of 0 indicates no entries were processed
8	(8)	SIGNED	4	IXLYAMDSCOCSTATS_OFF	Offset of the SCOC entry. An address of 0 indicates no entries were processed
12	(C)	SIGNED	2	IXLYAMDSCOCBEG	First castout class in the range of castout classes processed
14	(E)	SIGNED	2	IXLYAMDSCOCEND	Last castout class in the range of castout classes processed
14	(E)	X' 10'	0	IXLYAMDSCOC_LEN	"*-IXLYAMDSCOC"

Table 350. Structure IXLYAMDSCOCSTATS

Offset Dec	Offset Hex	Type	Len	Name (Dim)	Description
0	(0)	STRUCTURE	0	IXLYAMDSCOCSTATS	Cast Out Class Stats
0	(0)	SIGNED	4	IXLYAMDSCOCENTRY	Number of data elements associated with entries in the indicated castout class
0	(0)	X' 4'	0	IXLYAMDSCOCSTATS_LEN	"*-IXLYAMDSCOCSTATS"

Table 351. Structure IXLYAMDSC

Offset Dec	Offset Hex	Type	Len	Name (Dim)	Description
0	(0)	STRUCTURE	0	IXLYAMDSC	Subchannel Entry (SC)
0	(0)	BITSTRING	1	IXLYAMDSC_TYPE	X'30' -- indicates SC data
1	(1)	CHARACTER	3		Unused
4	(4)	SIGNED	4	IXLYAMDSC_LENGTH	Length of IXLYAMDSC entry mapping
8	(8)	ADDRESS	4	IXLYAMDSC_SCNEXT	Address of next SC entry. A value of 0 means last entry for this facility
8	(8)	SIGNED	4	IXLYAMDSC_SCNEXT_OFF	Offset of next SC entry. A value of 0 means last entry for this facility.
Configuration Data					
12	(C)	SIGNED	2	IXLYAMDSC_SCNUMBER	Subchannel number
14	(E)	BITSTRING	1	IXLYAMDSC_PAM	Path available mask for coupling facility subchannels
15	(F)	BITSTRING	1	IXLYAMDSC_PIM	Path installed mask for coupling facility subchannels
16	(10)	CHARACTER	8	IXLYAMDSC_CHPID_SET	Set of CHPIDs

Table 351. Structure IXLYAMDSC (continued)

Offset Dec	Offset Hex	Type	Len	Name (Dim)	Description
16	(10)	BITSTRING	1	IXLYAMDSC_CHPID5	CHPID array for coupling facility subchannels
24	(18)	SIGNED	2	IXLYAMDSC_SCDEVICE	Subchannel device number
26	(1A)	BITSTRING	2	IXLYAMDSC_SUBCH_STATUS	Subchannel status
Bit definitions:					
		1... ....		IXLYAMDSC_NOTOPERATIONAL	"X'80'" Subchannel not operational
		.1.. ....		IXLYAMDSC_NOTINUSE	"X'40'" Subchannel operational but not being used for operations
		..1. ....		IXLYAMDSC_ACTIVE	"X'20'" Subchannel operational and used for operations
28	(1C)	CHARACTER	8	IXLYAMDSC_CHPIDSETTYPE	Set of CHPID Types
28	(1C)	BITSTRING	1	IXLYAMDSC_CHPIDSTYPE	CHPID array for channel path type
36	(24)	CHARACTER	4		Reserved
Contention data					
40	(28)	SIGNED	4	IXLYAMDSC_SUBCH_BUSY	Subchannel busy count. Compare to the utilization count below.
44	(2C)	SIGNED	4	IXLYAMDSC_ALLPATHS_BUSY	All path busy termination count. Compare to the utilization count below.
48	(30)	SIGNED	4	IXLYAMDSC_UTILIZATION	Utilization count -- Number of times this subchannel was picked for an operation
52	(34)	SIGNED	4	IXLYAMDSC_SEQUENCE	Sequence number. This sequence number is changed whenever a new "instance" of this entity comes into use
56	(38)	CHARACTER	12		
56	(38)	X'44'	0	IXLYAMDSC_LEN	"*-IXLYAMDSC"

Table 352. Structure IXLYAMDSC1

Offset Dec	Offset Hex	Type	Len	Name (Dim)	Description
0	(0)	STRUCTURE	0	IXLYAMDSC1	Subchannel Entry (SC), AmdaLevel>=1
0	(0)	CHARACTER	68		Mapped by IXLYAMDSC
68	(44)	CHARACTER	60		Reserved
68	(44)	X'80'	0	IXLYAMDSC1_LEN	"*-IXLYAMDSC1"

Table 353. Structure IXLYAMDSSCC

Offset Dec	Offset Hex	Type	Len	Name (Dim)	Description
0	(0)	STRUCTURE	0	IXLYAMDSSCC	Structure copy controls record
0	(0)	BITSTRING	1	IXLYAMDSSCC_TYPE	X'25' -- indicates SSCC data
1	(1)	CHARACTER	3		Unused
4	(4)	SIGNED	4	IXLYAMDSSCC_LENGTH	Length of IXLYAMDSSCC entry mapping
8	(8)	CHARACTER	16		Reserved
24	(18)	CHARACTER	512	IXLYAMDSSCC_COPYCONTROLS	Structure copy controls (LEVEL8)
24	(18)	CHARACTER	184		Reserved

Table 353. Structure IXLYAMDSSCC (continued)

Offset Dec	Offset Hex	Type	Len	Name (Dim)	Description
208	(D0)	BITSTRING	8	IXLYAMDSSCC_COPYVERSION	Structure copy version number. Changes when a new physical instance of the structure is allocated for a system-managed rebuild process. Use with structure version number (IXLYAMDSTRx_PhysicalVersion) to identify an instance of a structure. May be zero if the structure has never been copied.
536	(218)	CHARACTER	32		Reserved
536	(218)	X'238'	0	IXLYAMDSSCC_LEN	"*-IXLYAMDSSCC"

Table 354. Structure IXLYAMDSSCM

Offset Dec	Offset Hex	Type	Len	Name (Dim)	Description
0	(0)	STRUCTURE	0	IXLYAMDSSCM	Structure Storage-Class Memory record
0	(0)	BITSTRING	1	IXLYAMDSSCM_TYPE	X'26' -- indicates SSCM data
1	(1)	CHARACTER	3		Unused
4	(4)	SIGNED	4	IXLYAMDSSCM_LENGTH	Length of IXLYAMDSSCM entry mapping
8	(8)	CHARACTER	16		Reserved
24	(18)	CHARACTER	180	IXLYAMDSSCM_STATS	Structure SCM extension information (LEVEL19)
24	(18)	SIGNED	8	IXLYAMDSSCM_MXSCM	Maximum storage-class memory the structure can use in 4K blocks
32	(20)	BITSTRING	1	IXLYAMDSSCM_SCMAT	SCM Algorithm Type
33	(21)	CHARACTER	3		Reserved
36	(24)	SIGNED	4	IXLYAMDSSCM_MSBEC	The maximum number of list entries that can be stored in a single storage-class memory buffer
40	(28)	SIGNED	4	IXLYAMDSSCM_MSBELC	The maximum number of list elements that can be stored in a single storage-class memory buffer
44	(2C)	SIGNED	4	IXLYAMDSSCM_MNELC	The minimum element count
48	(30)	SIGNED	4	IXLYAMDSSCM_MNEC	The minimum entry count
52	(34)	CHARACTER	8		Reserved
60	(3C)	SIGNED	4	IXLYAMDSSCM_FXAUS	Fixed augmented space in 4K blocks
64	(40)	CHARACTER	4		Reserved
68	(44)	SIGNED	4	IXLYAMDSSCM_IUAUS	In-use augmented space in 4K blocks
72	(48)	SIGNED	8	IXLYAMDSSCM_IUSCM	In-use storage-class memory by the structure in 4K blocks
80	(50)	CHARACTER	4		Reserved
84	(54)	SIGNED	4	IXLYAMDSSCM_EMXAUS	Estimated maximum space in 4K blocks that may be assigned as augmented space for the structure
88	(58)	SIGNED	8	IXLYAMDSSCM_EMSEC	Estimated maximum number of list entries that may reside in storage-class memory for the structure
96	(60)	SIGNED	8	IXLYAMDSSCM_EMSELC	Estimated maximum number of list elements that may reside in storage-class memory for the structure
104	(68)	SIGNED	8	IXLYAMDSSCM_SLSEC	Number of existing structure list entries in the list set that reside in storage-class memory
112	(70)	SIGNED	8	IXLYAMDSSCM_SLSELC	Number of existing structure list elements in the list set that reside in storage-class memory

Table 354. Structure IXLYAMDSSCM (continued)

Offset Dec	Offset Hex	Type	Len	Name(Dim)	Description
120	(78)	BITSTRING	1	IXLYAMDSSCM_SCMLT	Percentage of the list entry and list element counts that determines the lower threshold for migration between storage-class memory and CF storage
121	(79)	BITSTRING	1	IXLYAMDSSCM_SCMUT	Percentage of the list entry and list element counts that determines the upper threshold for migration from CF storage to storage-class memory
122	(7A)	BITSTRING	1	IXLYAMDSSCM_SCLLTR	Percentage of the list entry and list element counts that determines the lower threshold regulator for migration between CF SCM and CF real storage. The lower threshold regulators are used to stop migration from CF SCM into CF real storage after being triggered by the lower threshold
123	(7B)	BITSTRING	1	IXLYAMDSSCM_SCMUTR	Percentage of the list entry and list element counts that determines the upper threshold regulator for migration between CF real storage and CF SCM. The upper threshold regulators are used to stop migration from CF real storage into CF SCM after being triggered by the upper threshold
124	(7C)	SIGNED	4	IXLYAMDSSCM_SCMWC	SCM write count. Number of list write operations performed to storage-class memory
128	(80)	SIGNED	4	IXLYAMDSSCM_SCMRFC	SCM read after fault count. The number of read operations against storage-class memory that were initiated by a reference to list structure objects residing on storage-class memory
132	(84)	SIGNED	4	IXLYAMDSSCM_SCMRPC	SCM read for prefetch count. The number of read operations against storage-class memory that were initiated as a prefetch operation in order to retrieve list structure objects on storage-class memory that are expected to be referenced
136	(88)	SIGNED	8	IXLYAMDSSCM_SRSTFM	The accumulated service times in microseconds for read operations to storage-class memory
144	(90)	SIGNED	8	IXLYAMDSSCM_SRSTSM	The accumulated squares of service times, in squared microsecond units for read operations to storage-class memory
152	(98)	SIGNED	8	IXLYAMDSSCM_SWSTFM	The accumulated service times in microseconds for write operations to storage-class memory
160	(A0)	SIGNED	8	IXLYAMDSSCM_SWSTSM	The accumulated squares of service times, in squared microsecond units, for write operations to storage-class memory
168	(A8)	SIGNED	8	IXLYAMDSSCM_SCMRBT	SCM read bytes transferred. Number of bytes in 4K-byte units transferred from storage-class memory to CF storage
176	(B0)	SIGNED	8	IXLYAMDSSCM_SCMWBT	SCM write bytes transferred. Number of bytes in 4K-byte units transferred from CF storage to storage-class memory
184	(B8)	SIGNED	4	IXLYAMDSSCM_SAECC	SCM auxiliary enabled command count. Number of commands that required the use of CF auxiliary frames



Table 354. Structure IXLYAMDSSCM (continued)

Offset Dec	Offset Hex	Type	Len	Name(Dim)	Description
188	(BC)	SIGNED	4	IXLYAMDSSCM_SRCC1C	SCM reference count 1 - The number of references against storage-class memory to locate list structure objects
192	(C0)	SIGNED	4	IXLYAMDSSCM_SRCC2C	SCM reference count 2 - The number of references against storage-class memory to resolve list entry key hashing
196	(C4)	SIGNED	4	IXLYAMDSSCM_SRCC3C	SCM reference count 3 - The number of references against storage-class memory for the purpose of migrating list structure objects from CF storage to storage-class memory to allow for the creation of new list structure objects in CF storage
200	(C8)	SIGNED	4	IXLYAMDSSCM_SRCC4C	SCM reference count 4 - The number of references against storage-class memory for the purpose of migrating list structure objects from storage-class memory to CF storage to allow for key-range initialization to complete.
204	(CC)	CHARACTER	52		Reserved
204	(CC)	X'100'	0	IXLYAMDSSCM_LEN	"*-IXLYAMDSSCM"

Table 355. Structure IXLYAMDADUP

Offset Dec	Offset Hex	Type	Len	Name(Dim)	Description
0	(0)	STRUCTURE	0	IXLYAMDADUP	Structure asynchronous duplexing record
0	(0)	BITSTRING	1	IXLYAMDADUP_TYPE	X'27' -- indicates asynchronous duplexing data
1	(1)	CHARACTER	3		Unused
4	(4)	SIGNED	4	IXLYAMDADUP_LENGTH	Length of IxlyamdaDup entry mapping
8	(8)	CHARACTER	16		Reserved
24	(18)	CHARACTER	192	IXLYAMDADUP_INFO	Structure asynchronous duplexing information (LEVEL21)
24	(18)	SIGNED	8	IXLYAMDADUP_FOSN	Failed operation sequence number. The value of the push operation sequence number that was being processed when an error was encountered that resulted in a duplexing failure. (CFLEVEL 21)
32	(20)	SIGNED	8	IXLYAMDADUP_HEOSN	Highest executable operation sequence number. The value of the upper bound of the continuous sequence of assigned sequence numbers that have been received by the secondary but have not yet completed in the secondary. (CFLEVEL 21)
40	(28)	SIGNED	8	IXLYAMDADUP_LAOSN	Last assigned operation sequence number. The value of the highest valued sequence number assigned to an asynchronous duplexing operation. Not defined in the secondary. (CFLEVEL 21)
48	(30)	SIGNED	8	IXLYAMDADUP_LAOSNS	Last assigned operation sequence number secondary. The value of the highest valued sequence number assigned to an asynchronous duplexing operation as indicated by the primary CF and received by the secondary CF. (CFLEVEL 21)

Table 355. Structure IXLYAMDADUP (continued)

Offset Dec	Offset Hex	Type	Len	Name (Dim)	Description
56	(38)	SIGNED	8	IXLYAMDADUP_LCOSN	Last completed operation sequence number. The value of the highest valued sequence number that has been executed in the secondary structure. Not defined in the primary. (CFLEVEL 21)
64	(40)	SIGNED	8	IXLYAMDADUP_LCOSNP	Last completed operation sequence number primary. The value of the highest valued sequence number that has been executed as indicated by the secondary CF and received by the primary CF. (CFLEVEL 21)
72	(48)	SIGNED	4	IXLYAMDADUP_TPOC	Transmitted push-operation count. The number of push operations transmitted to the secondary CF. (CFLEVEL 21)
76	(4C)	SIGNED	4	IXLYAMDADUP_RCPOC	Reported complete push-operation count. The number of push operations that have completed and been reported as complete to the primary structure. (CFLEVEL 21)
80	(50)	SIGNED	4	IXLYAMDADUP_CQSC	Secondary queue stall count. The number of stalls in the processing of the secondary operation queue. A stall occurs whenever the operation identified by the HEOSN is completed and at least one queue element with a higher valued OSN than the HEOSN exists that has not been processed. (CFLEVEL 21)
84	(54)	CHARACTER	4		Reserved
88	(58)	SIGNED	8	IXLYAMDADUP_PDTFM	Primary delay time 1st moment. The accumulated primary delay times, in microseconds, for push operations. The primary delay time is the elapsed time in the primary CF between the assignment of the operation to the queue buffer and the first attempt to send the operation to the secondary CF. (CFLEVEL 21)
96	(60)	SIGNED	8	IXLYAMDADUP_PDTSM	Primary delay time 2nd moment. The accumulated squares of primary delay times, in squared-microsecond units, for push operations. (CFLEVEL 21)
104	(68)	SIGNED	8	IXLYAMDADUP_PMDTFM	Push message delay time 1st moment. The accumulated push message delay times, in microseconds, for push operations. The push message delay time is the elapsed time from the first attempt to send the push operation in the primary CF to the time that the secondary CF assigns the push operation to a secondary queue entry. (CFLEVEL 21)
112	(70)	SIGNED	8	IXLYAMDADUP_PMDTSM	Primary message delay time 2nd moment. The accumulated squares of push message delay times, in squared-microsecond units, for push operations. (CFLEVEL 21)
120	(78)	SIGNED	8	IXLYAMDADUP_CQDTFM	Secondary queue delay time 1st moment. The accumulated queue delay times, in microseconds, for push operations. The queue delay time is the elapsed time from the time the push operation is assigned to a secondary queue entry to the time of completion of the push operation. (CFLEVEL 21)

Table 355. Structure IXLYAMDADUP (continued)

Offset Dec	Offset Hex	Type	Len	Name(Dim)	Description
128	(80)	SIGNED	8	IXLYAMDADUP_CQDTSM	Secondary queue delay time 2nd moment. The accumulated squares of secondary queue delay times, in squared-microsecond units, for push operations. (CFLEVEL 21)
136	(88)	SIGNED	8	IXLYAMDADUP_CQSTFM	Secondary queue stall time 1st moment. The accumulated secondary queue stall times, in microseconds, for push operations. The secondary queue stall time is the elapsed time from the time the operation identified by the HEOSN is completed in the secondary structure with one or more uncompleted operations to the time when the HEOSN is advanced. (CFLEVEL 21)
144	(90)	SIGNED	8	IXLYAMDADUP_CQSTSM	Secondary queue stall time 2nd moment. The accumulated squares of secondary queue stall times, in squared-microsecond units, for push operations. (CFLEVEL 21)
152	(98)	SIGNED	8	IXLYAMDADUP_SCDTFM	Secondary reported completion delay time 1st moment. The accumulated secondary reported completion delay times, in microseconds, for push operations. The secondary reported completion delay time is the elapsed time, in the secondary CF, from the time the push operation completes in the secondary to the time that the completion of the OSN is reported to the primary. (CFLEVEL 21)
160	(A0)	SIGNED	8	IXLYAMDADUP_SCDTSM	Secondary reported completion delay time 2nd moment. The accumulated squares of secondary reported completion delay times, in squared-microsecond units, for push operations. (CFLEVEL 21)
168	(A8)	SIGNED	8	IXLYAMDADUP_PRDTFM	Push response delay time 1st moment. The accumulated push response delay times, in microseconds, for push operations. The push response delay time is the elapsed time from the launch of the operation response in the secondary CF to the time that the primary CF recognizes the response. (CFLEVEL 21)
176	(B0)	SIGNED	8	IXLYAMDADUP_PRDTSM	Push response delay time 2nd moment. The accumulated squares of push response delay times, in squared-microsecond units, for push operations. (CFLEVEL 21)
184	(B8)	SIGNED	8	IXLYAMDADUP_PODTFM	Push operation delay time 1st moment. The accumulated push operation delay time, in microseconds, for push operations. The push operation delay time is the elapsed time from the time when the primary CF queues the operation for push to the secondary to the time when the secondary CF queues the pushed operation for processing. (CFLEVEL 21)
192	(C0)	SIGNED	8	IXLYAMDADUP_PODTSM	Push operation delay time 2nd moment. The accumulated squares of push operation delay times, in squared-microsecond units, for push operations. (CFLEVEL 21)

Table 355. Structure IXLYAMDADUP (continued)

Offset Dec	Offset Hex	Type	Len	Name(Dim)	Description
200	(C8)	SIGNED	8	IXLYAMDADUP_SPDTFM	Secondary processed delay time 1st moment. The accumulated secondary processed delay time, in microseconds, for push operations. The secondary processed delay time is the elapsed time from the time when the primary CF queues the operation for push to the secondary to the time when the secondary CF applies the pushed update to the secondary structure. (CFLEVEL 21)
208	(D0)	SIGNED	8	IXLYAMDADUP_SPDTSM	Secondary processed delay time 2nd moment. The accumulated squares of secondary processed delay times, in squared-microsecond units, for push operations. (CFLEVEL 21)
216	(D8)	CHARACTER	40		Reserved
Structure types					
	.... ..11			IXLYAMDA_LIST	"X'03'" List structure
	.... .1..			IXLYAMDA_CACHE	"X'04'" Cache Structure
	1111 1111			IXLYAMDA_LOCK	"X'FF'" Lock Structure
Channel Path Types					
	.... 1.11			IXLYAMDA_CHPIDTYPE_CFS	"X'0B'" CHPID TYPE for CF Sender chpid
	.... 11..			IXLYAMDA_CHPIDTYPE_CFR	"X'0C'" CHPID TYPE for CF Receiver chpid
	...1 .11.			IXLYAMDA_CHPIDTYPE_CBS	"X'16'" CHPID TYPE for CF Cluster Bus Sender
	...1 .111			IXLYAMDA_CHPIDTYPE_CBR	"X'17'" CHPID TYPE for CF Cluster Bus Receiver
	...1 1...			IXLYAMDA_CHPIDTYPE_ICS	"X'18'" CHPID TYPE for CF Internal Coupling Sender
	...1 1..1			IXLYAMDA_CHPIDTYPE_ICR	"X'19'" CHPID TYPE for CF Internal Coupling Receiver
	..1. ...1			IXLYAMDA_CHPIDTYPE_CBP	"X'21'" CHPID TYPE for CF Integrated Cluster Bus Peer
	..1. ..1.			IXLYAMDA_CHPIDTYPE_CFP	"X'22'" CHPID TYPE for CF Peer chpid
	..1. ...11			IXLYAMDA_CHPIDTYPE_ICP	"X'23'" CHPID TYPE for CF Internal Coupling Peer
	..1. .11.			IXLYAMDA_CHPIDTYPE_CIB	"X'26'" CHPID TYPE for CIB Coupling Link
	..11 ..11			IXLYAMDA_CHPIDTYPE_CS5	"X'33'" CHPID TYPE for CS5 (coupling over PCIe) link
	..11 .1..			IXLYAMDA_CHPIDTYPE_CL5	"X'34'" CHPID TYPE for CL5 (coupling over RoCE 10Gb) link
	..11 .111			IXLYAMDA_CHPIDTYPE_CL6	"X'37'" CHPID TYPE for CL6 (coupling over RoCE 25Gb) link
Channel path operational modes					
216	(D8)	X'1'	0	IXLYAMDA_PATHMODE_CFP_1GBIT	"1" CFP path supporting a 1.0625 Gbit / sec data rate
216	(D8)	X'2'	0	IXLYAMDA_PATHMODE_CFP_2GBIT	"2" CFP path supporting a 2.125 Gbit / sec data rate

Table 355. Structure IXLYAMDADUP (continued)

Offset Dec	Offset Hex	Type	Len	Name (Dim)	Description
216	(D8)	X'10'	0	IXLYAMDA_PATHMODE_CIB_1X_IFB_HCA2_0_LR	"16" CIB path operating at 1X bandwidth using the IFB protocol, adapter type HCA2-0 LR
216	(D8)	X'11'	0	IXLYAMDA_PATHMODE_CIB_12X_IFB_HCA2_0	"17" CIB path operating at 12X bandwidth using the IFB protocol, adapter type HCA2-0
216	(D8)	X'20'	0	IXLYAMDA_PATHMODE_CIB_1X_IFB_HCA3_0_LR	"32" CIB path operating at 1X bandwidth using the IFB protocol, adapter type HCA3-0 LR
216	(D8)	X'21'	0	IXLYAMDA_PATHMODE_CIB_12X_IFB_HCA3_0	"33" CIB path operating at 12X bandwidth using the IFB protocol, adapter type HCA3-0
216	(D8)	X'30'	0	IXLYAMDA_PATHMODE_CIB_12X_IFB3_HCA3_0	"48" CIB path operating at 12X bandwidth using the IFB3 protocol, adapter type HCA3-0
216	(D8)	X'40'	0	IXLYAMDA_PATHMODE_CS5_8X_GEN3_PCIE_0_SR	"64" CS5 path operating at 8X bandwidth using the third generation PCIe protocol
216	(D8)	X'50'	0	IXLYAMDA_PATHMODE_CL5_10GB_ROCE_LR	"80" CL5 path operating at 10 Gigabit per second bandwidth over Converged Enhanced Ethernet protocol
216	(D8)	X'51'	0	IXLYAMDA_PATHMODE_CL6_25GB_ROCE_LR	"81" CL6 path operating at 25 Gigabit per second bandwidth over Converged Enhanced Ethernet protocol
Storage-class memory algorithm types					
216	(D8)	X'1'	0	IXLYAMDA_SCMAT_KEYPRIORITY1	"1" KeyPriority1 algorithm
Duplexing type values					
		.... ....		IXLYAMDA_DPLXT_SYNCHRONOUS	"B'00'" Synchronous duplexing
		.... ...1		IXLYAMDA_DPLXT_ASYNCHRONOUSPRI	"B'01'" Asynchronous duplexing, primary structure
		.... ..1.		IXLYAMDA_DPLXT_ASYNCHRONOUSSEC	"B'10'" Asynchronous duplexing, secondary structure
216	(D8)	X'100'	0	IXLYAMDADUP_LEN	"*-IXLYAMDADUP"

Table 356. Cross Reference for IXLYAMDA

Name	Offset	Hex Tag
IXLYAMDA_CACHE	D8	4
IXLYAMDA_CHPIDTYPE_CBP	D8	21
IXLYAMDA_CHPIDTYPE_CBR	D8	17

Table 356. Cross Reference for IXLYAMDA (continued)

Name	Offset	Hex Tag
IXLYAMDA_CHPIDTYPE_CBS	D8	16
IXLYAMDA_CHPIDTYPE_CFP	D8	22
IXLYAMDA_CHPIDTYPE_CFR	D8	C
IXLYAMDA_CHPIDTYPE_CFS	D8	B
IXLYAMDA_CHPIDTYPE_CIB	D8	26
IXLYAMDA_CHPIDTYPE_CL5	D8	34
IXLYAMDA_CHPIDTYPE_CL6	D8	37
IXLYAMDA_CHPIDTYPE_CS5	D8	33
IXLYAMDA_CHPIDTYPE_ICP	D8	23
IXLYAMDA_CHPIDTYPE_ICR	D8	19
IXLYAMDA_CHPIDTYPE_ICS	D8	18
IXLYAMDA_DPLXT_ASYNCHRONOUSPRI	D8	1
IXLYAMDA_DPLXT_ASYNCHRONOUSSEC	D8	2
IXLYAMDA_DPLXT_SYNCHRONOUS	D8	0
IXLYAMDA_LIST	D8	3
IXLYAMDA_LOCK	D8	FF
IXLYAMDA_PATHMODE_CFP_1GBIT	D8	1
IXLYAMDA_PATHMODE_CFP_2GBIT	D8	2
IXLYAMDA_PATHMODE_CIB_1X_IFB_HCA2_0_LR	D8	10
IXLYAMDA_PATHMODE_CIB_1X_IFB_HCA3_0_LR	D8	20
IXLYAMDA_PATHMODE_CIB_12X_IFB_HCA2_0	D8	11
IXLYAMDA_PATHMODE_CIB_12X_IFB_HCA3_0	D8	21
IXLYAMDA_PATHMODE_CIB_12X_IFB3_HCA3_0	D8	30
IXLYAMDA_PATHMODE_CL5_10GB_ROCE_LR	D8	50
IXLYAMDA_PATHMODE_CL6_25GB_ROCE_LR	D8	51
IXLYAMDA_PATHMODE_CS5_8X_GEN3_PCIE_0_SR	D8	40
IXLYAMDA_SCMAT_KEYPRIORITY1	D8	1
IXLYAMDA_TYPEADUP	8	27
IXLYAMDA_TYPEECF	8	10
IXLYAMDA_TYPEECFCP	8	15
IXLYAMDA_TYPEECFMI	8	13
IXLYAMDA_TYPEECFRF	8	14
IXLYAMDA_Typesc	8	30
IXLYAMDA_TypescOC	8	24
IXLYAMDA_TypescSC	8	23
IXLYAMDA_TypesLC	8	12
IXLYAMDA_TypesLL	8	11
IXLYAMDA_TypesSCC	8	25
IXLYAMDA_TypesSCM	8	26

Table 356. Cross Reference for IXLYAMDA (continued)

Name	Offset	Hex Tag
IXLYAMDA_TYPESTRC	8	22
IXLYAMDA_TYPESTRL	8	21
IXLYAMDADUP	0	
IXLYAMDADUP_CQDTFM	78	
IXLYAMDADUP_CQDTSM	80	
IXLYAMDADUP_CQSC	50	
IXLYAMDADUP_CQSTFM	88	
IXLYAMDADUP_CQSTSM	90	
IXLYAMDADUP_FOSN	18	
IXLYAMDADUP_HEOSN	20	
IXLYAMDADUP_INFO	18	
IXLYAMDADUP_LAOSN	28	
IXLYAMDADUP_LAOSNS	30	
IXLYAMDADUP_LCOSN	38	
IXLYAMDADUP_LCOSNP	40	
IXLYAMDADUP_LEN	D8	100
IXLYAMDADUP_LENGTH	4	
IXLYAMDADUP_PDTFM	58	
IXLYAMDADUP_PDTSM	60	
IXLYAMDADUP_PMDTFM	68	
IXLYAMDADUP_PMDTSM	70	
IXLYAMDADUP_PODTFM	B8	
IXLYAMDADUP_PODTSM	C0	
IXLYAMDADUP_PRDTFM	A8	
IXLYAMDADUP_PRDTSM	B0	
IXLYAMDADUP_RCPOC	4C	
IXLYAMDADUP_SCDTFM	98	
IXLYAMDADUP_SCDTSM	A0	
IXLYAMDADUP_SPDTFM	C8	
IXLYAMDADUP_SPDTSM	D0	
IXLYAMDADUP_TPOC	48	
IXLYAMDADUP_TYPE	0	
IXLYAMDAREA	0	
IXLYAMDAREA_#ENT	C	
IXLYAMDAREA_CFENT_OFF	4	
IXLYAMDAREA_CFENT@	4	
IXLYAMDAREA_CHAINOFFSET	11	80
IXLYAMDAREA_FLAGS	11	
IXLYAMDAREA_LEN	12	14

Table 356. Cross Reference for IXLYAMDA (continued)

Name	Offset	Hex Tag
IXLYAMDAREA_LENGTH	0	
IXLYAMDAREA_TLEN	8	
IXLYAMDAREA_VERSION	10	
IXLYAMDCF	0	
IXLYAMDCF_ACCUMULATEDBUSYCOUNT	F4	
IXLYAMDCF_ACCUMULATEDUTILCOUNT	EC	
IXLYAMDCF_ADTC	114	
IXLYAMDCF_ALLSHAREDPCS	4C	8
IXLYAMDCF_AVAILABLE	4C	20
IXLYAMDCF_BUILDDATE	68	
IXLYAMDCF_BUILDTIME	6C	
IXLYAMDCF_CFCCRELEASE	64	
IXLYAMDCF_CFID	1C	
IXLYAMDCF_CFLEVEL	120	
IXLYAMDCF_CFNAME	20	
IXLYAMDCF_CFNEXT	8	
IXLYAMDCF_CFNEXT_OFF	8	
IXLYAMDCF_COMPPM	53	
IXLYAMDCF_CONNECTED	4C	80
IXLYAMDCF_CONTENTIONTIME	B4	
IXLYAMDCF_CONTENTIONTIMESQR	BC	
IXLYAMDCF_CTI	4D	80
IXLYAMDCF_CUID	5C	
IXLYAMDCF_DATE1	68	
IXLYAMDCF_DATE2	69	
IXLYAMDCF_DATE3	6A	
IXLYAMDCF_DCFDI	4C	4
IXLYAMDCF_FAILEDOPSUMTIME	DC	
IXLYAMDCF_FAILEDOPSUMTIMESQR	E4	
IXLYAMDCF_FAILEDOPTIMECOUNT	D8	
IXLYAMDCF_FCS	108	
IXLYAMDCF_FDS	110	
IXLYAMDCF_FLAGS	4C	
IXLYAMDCF_FLAGS2	4D	
IXLYAMDCF_FS	100	
IXLYAMDCF_GDC	10C	
IXLYAMDCF_HWINFODETAIL	60	
IXLYAMDCF_HWINFODETAILVALID	4C	2
IXLYAMDCF_HWINFORMATION	60	



Table 356. Cross Reference for IXLYAMDA (continued)

Name	Offset	Hex Tag
IXLYAMDCF_INVALID	55	
IXLYAMDCF_LEN	124	130
IXLYAMDCF_LENGTH	4	
IXLYAMDCF_LEVEL1	66	
IXLYAMDCF_LEVEL2	67	
IXLYAMDCF_MANAGED	4C	40
IXLYAMDCF_MDX	11C	
IXLYAMDCF_MFR	8D	
IXLYAMDCF_MI_OFF	18	
IXLYAMDCF_MI@	18	
IXLYAMDCF_MRDS	118	
IXLYAMDCF_ND	28	
IXLYAMDCF_NODP	A2	
IXLYAMDCF_NOSP	A0	
IXLYAMDCF_NOTVALIDATED	56	
IXLYAMDCF_PATHMASKS	50	
IXLYAMDCF_PHYSPM	50	
IXLYAMDCF_RELEASE1	64	
IXLYAMDCF_RELEASE2	65	
IXLYAMDCF_SC_OFF	14	
IXLYAMDCF_SC@	14	
IXLYAMDCF_SEQUENCE	58	
IXLYAMDCF_SERVICELEVEL	66	
IXLYAMDCF_SIDMAX	4A	
IXLYAMDCF_SL_OFF	C	
IXLYAMDCF_SL@	C	
IXLYAMDCF_STANDALONE	4C	1
IXLYAMDCF_STGI	11E	
IXLYAMDCF_STR_OFF	10	
IXLYAMDCF_STR@	10	
IXLYAMDCF_STRUCTURE_COUNT	D0	
IXLYAMDCF_SUBCH_ALLOCATED	C4	
IXLYAMDCF_SUBCH_CONTENTION	B0	
IXLYAMDCF_SUBCH_INUSE	C8	
IXLYAMDCF_SUBCH_MAXLIMIT	CC	
IXLYAMDCF_TCS	104	
IXLYAMDCF_TDS	10C	
IXLYAMDCF_TIME1	6C	
IXLYAMDCF_TIME2	6D	

Table 356. Cross Reference for IXLYAMDA (continued)

Name	Offset	Hex Tag
IXLYAMDCF_TIME3	6E	
IXLYAMDCF_TS	FC	
IXLYAMDCF_TYPE	0	
IXLYAMDCF_VARYPM	51	
IXLYAMDCF_VOLATILE	4C	10
IXLYAMDCF_XCFPM	52	
IXLYAMDCFCP	0	
IXLYAMDCFCP_ADAPTERID	8	
IXLYAMDCFCP_AFFINITYVALID	4	F
IXLYAMDCFCP_ATTACHMENTINFO	8	
IXLYAMDCFCP_ATTACHMENTVALID	4	80
IXLYAMDCFCP_CHID	12	
IXLYAMDCFCP_CHIDVALID	5	80
IXLYAMDCFCP_CHPID	0	
IXLYAMDCFCP_DEGRADED	10	80
IXLYAMDCFCP_DEGRADEDVALID	4	10
IXLYAMDCFCP_ENTRYLEN	10	
IXLYAMDCFCP_FLAGS	10	
IXLYAMDCFCP_LATENCY	C	
IXLYAMDCFCP_LATENCYVALID	4	20
IXLYAMDCFCP_LEN	14	18
IXLYAMDCFCP_LENGTH	4	
IXLYAMDCFCP_MODE	B	
IXLYAMDCFCP_MODEVALID	4	40
IXLYAMDCFCP_NUMENTRIES	C	
IXLYAMDCFCP_PATHINFO_OFF	14	
IXLYAMDCFCP_PATHINFO@	14	
IXLYAMDCFCP_PATHTYPE	1	
IXLYAMDCFCP_PORTNUM	A	
IXLYAMDCFCP_SAP_AFFINITY	14	
IXLYAMDCFCP_TYPE	0	
IXLYAMDCFCP_VALIDITY	4	
IXLYAMDCFCP_VALIDITY1	4	
IXLYAMDCFCP_VALIDITY2	5	
IXLYAMDCFCP_VALIDITY3	6	
IXLYAMDCFCP_VALIDITY4	7	
IXLYAMDCFCPINFO	0	
IXLYAMDCFCPINFO_LEN	18	40
IXLYAMDCFMI	0	

Table 356. Cross Reference for IXLYAMDA (continued)

Name	Offset	Hex Tag
IXLYAMDCFMI_INFO_OFF	8	
IXLYAMDCFMI_INFO@	8	
IXLYAMDCFMI_INFOELEM	C	
IXLYAMDCFMI_LEN	C	10
IXLYAMDCFMI_LENGTH	4	
IXLYAMDCFMI_TYPE	0	
IXLYAMDCFMINFO	0	
IXLYAMDCFMINFO_ABSG	10	
IXLYAMDCFMINFO_CPU_TLE	1C	
IXLYAMDCFMINFO_LEN	2C	44
IXLYAMDCFMINFO_PCCNT	18	
IXLYAMDCFMINFO_PCWGT	E	
IXLYAMDCFMINFO_PEXTIME	4	
IXLYAMDCFMINFO_PFLAGS	C	
IXLYAMDCFMINFO_PMB	4	
IXLYAMDCFMINFO_PNUM	0	
IXLYAMDCFMINFO_PSDI	C	80
IXLYAMDCFMINFO_PWTTIME	8	
IXLYAMDCFRF	0	
IXLYAMDCFRF_CFNAME	34	
IXLYAMDCFRF_CHPID	8C	
IXLYAMDCFRF_CHPIDS	8C	
IXLYAMDCFRF_CHPIDTYPE	7C	
IXLYAMDCFRF_CHPIDTYPES	7C	
IXLYAMDCFRF_DEGRADED	9D	80
IXLYAMDCFRF_DEGRADEDVALID	94	20
IXLYAMDCFRF_DSC	68	
IXLYAMDCFRF_FLAGS	9D	
IXLYAMDCFRF_HESC	50	
IXLYAMDCFRF_LATENCY	A0	
IXLYAMDCFRF_LATENCYVALID	94	40
IXLYAMDCFRF_LEN	FC	100
IXLYAMDCFRF_LENGTH	4	
IXLYAMDCFRF_MODE	9C	
IXLYAMDCFRF_MODEVALID	94	80
IXLYAMDCFRF_NODE	C	
IXLYAMDCFRF_PATHDATA	9C	
IXLYAMDCFRF_PGS	3C	
IXLYAMDCFRF_RFCTOC	40	

Table 356. Cross Reference for IXLYAMDA (continued)

Name	Offset	Hex Tag
IXLYAMDCFRF_RFNEXT	8	
IXLYAMDCFRF_RFNEXT_OFF	8	
IXLYAMDCFRF_RFSASC	58	
IXLYAMDCFRF_RFSSC	54	
IXLYAMDCFRF_RTCSC	4C	
IXLYAMDCFRF_RTESC	48	
IXLYAMDCFRF_SDTFM	6C	
IXLYAMDCFRF_SDTSM	70	
IXLYAMDCFRF_SRDSC	78	
IXLYAMDCFRF_SSTFM	5C	
IXLYAMDCFRF_SSTFME	84	
IXLYAMDCFRF_SSTSM	60	
IXLYAMDCFRF_SYID	2C	
IXLYAMDCFRF_TYPE	0	
IXLYAMDCFRF_VALIDITY	94	
IXLYAMDCFRF1	0	
IXLYAMDCFRF1_AMC	184	
IXLYAMDCFRF1_AMNSAC	19C	
IXLYAMDCFRF1_AMPBC	198	
IXLYAMDCFRF1_AMSTFM	188	
IXLYAMDCFRF1_AMSTSM	190	
IXLYAMDCFRF1_LEN	1A0	200
IXLYAMDCFRF1_SC	180	
IXLYAMDCFRF1_SCHPID	110	
IXLYAMDCFRF1_SCHPIDS	110	
IXLYAMDCFRF1_SCHPIDTYPE	108	
IXLYAMDCFRF1_SCHPIDTYPES	108	
IXLYAMDCFRF1_SDEGRADED	121	80
IXLYAMDCFRF1_SDEGRADEDVALID	118	20
IXLYAMDCFRF1_SFLAGS	121	
IXLYAMDCFRF1_SLATENCY	124	
IXLYAMDCFRF1_SLATENCYVALID	118	40
IXLYAMDCFRF1_SMODE	120	
IXLYAMDCFRF1_SMODEVALID	118	80
IXLYAMDCFRF1_SPATHDATA	120	
IXLYAMDCFRF1_SPGS	100	
IXLYAMDCFRF1_SVALIDITY	118	
IXLYAMDCF1	0	
IXLYAMDCF1_CFAUTH	150	

Table 356. Cross Reference for IXLYAMDA (continued)

Name	Offset	Hex Tag
IXLYAMDCF1_CP_OFF	134	
IXLYAMDCF1_CPADDR	134	
IXLYAMDCF1_FSCM	140	
IXLYAMDCF1_LEN	160	1B0
IXLYAMDCF1_RF_OFF	130	
IXLYAMDCF1_RFADDR	130	
IXLYAMDCF1_SSTGI	148	
IXLYAMDCF1_TSCM	138	
IXLYAMDHD	0	
IXLYAMDHD_LEN	8	C
IXLYAMDHD_LENGTH	4	
IXLYAMDHD_NEXT	8	
IXLYAMDHD_NEXT_OFF	8	
IXLYAMDHD_TYPE	0	
IXLYAMDSC	0	
IXLYAMDSC_ACTIVE	1A	20
IXLYAMDSC_ALLPATHS_BUSY	2C	
IXLYAMDSC_CHPID_SET	10	
IXLYAMDSC_CHPIDS	10	
IXLYAMDSC_CHPIDSETTYPE	1C	
IXLYAMDSC_CHPIDSTYPE	1C	
IXLYAMDSC_LEN	38	44
IXLYAMDSC_LENGTH	4	
IXLYAMDSC_NOTINUSE	1A	40
IXLYAMDSC_NOTOPERATIONAL	1A	80
IXLYAMDSC_PAM	E	
IXLYAMDSC_PIM	F	
IXLYAMDSC_SCDEVICE	18	
IXLYAMDSC_SCNEXT	8	
IXLYAMDSC_SCNEXT_OFF	8	
IXLYAMDSC_SCNUMBER	C	
IXLYAMDSC_SEQUENCE	34	
IXLYAMDSC_SUBCH_BUSY	28	
IXLYAMDSC_SUBCH_STATUS	1A	
IXLYAMDSC_TYPE	0	
IXLYAMDSC_UTILIZATION	30	
IXLYAMDSCOC	0	
IXLYAMDSCOC_LEN	E	10
IXLYAMDSCOC_LENGTH	4	

Table 356. Cross Reference for IXLYAMDA (continued)

Name	Offset	Hex Tag
IXLYAMDSCOC_TYPE	0	
IXLYAMDSCOCBEG	C	
IXLYAMDSCOCEND	E	
IXLYAMDSCOCENTRY	0	
IXLYAMDSCOCSTATS	0	
IXLYAMDSCOCSTATS_LEN	0	4
IXLYAMDSCOCSTATS_OFF	8	
IXLYAMDSCOCSTATS@	8	
IXLYAMDSCSC	0	
IXLYAMDSCSC_COC	4C	
IXLYAMDSCSC_CRLC	68	
IXLYAMDSCSC_DAC	64	
IXLYAMDSCSC_DAEC	5C	
IXLYAMDSCSC_DEC	58	
IXLYAMDSCSC_DERC	34	
IXLYAMDSCSC_DTERC	38	
IXLYAMDSCSC_LEN	74	78
IXLYAMDSCSC_LENGTH	4	
IXLYAMDSCSC_PCRLC	6C	
IXLYAMDSCSC_RHC	C	
IXLYAMDSCSC_RMASC	14	
IXLYAMDSCSC_RMDHC	10	
IXLYAMDSCSC_RMNAC	18	
IXLYAMDSCSC_RMTSFC	1C	
IXLYAMDSCSC_RSMC	50	
IXLYAMDSCSC_STATS	C	
IXLYAMDSCSC_TCC	60	
IXLYAMDSCSC_TSCFC	54	
IXLYAMDSCSC_TYPE	0	
IXLYAMDSCSC_WHCB0C	20	
IXLYAMDSCSC_WHCB1C	24	
IXLYAMDSCSC_WMISC	2C	
IXLYAMDSCSC_WMNRC	28	
IXLYAMDSCSC_WMTSFC	30	
IXLYAMDSCSC_WUXIC	74	
IXLYAMDSCSC_XICIC	48	
IXLYAMDSCSC_XIFDRC	3C	
IXLYAMDSCSC_XIFWC	40	
IXLYAMDSCSC_XILRC	70	

Table 356. Cross Reference for IXLYAMDA (continued)

Name	Offset	Hex Tag
IXLYAMDSCSC_XINIC	44	
IXLYAMDSCSC1	0	
IXLYAMDSCSC1_DART	88	
IXLYAMDSCSC1_DERT	90	
IXLYAMDSCSC1_LEN	98	C0
IXLYAMDSCSC1_UDERIC	78	
IXLYAMDSCSC1_WMASC	7C	
IXLYAMDSCSC1_WMSC	80	
IXLYAMDSC1	0	
IXLYAMDSC1_LEN	44	80
IXLYAMDSL	0	
IXLYAMDSL_CCLMT	10	
IXLYAMDSL_LCIDLMT	C	
IXLYAMDSL_LEN	12	24
IXLYAMDSL_LENGTH	4	
IXLYAMDSL_SCLMT	F	
IXLYAMDSL_SLNEXT	8	
IXLYAMDSL_SLNEXT_OFF	8	
IXLYAMDSL_TYPE	0	
IXLYAMDSL1	0	
IXLYAMDSL1_LEN	24	40
IXLYAMDSL	0	
IXLYAMDSL_LEN	18	24
IXLYAMDSL_LENGTH	4	
IXLYAMDSL_LNL	C	
IXLYAMDSL_LTECHL	10	
IXLYAMDSL_NDL	14	
IXLYAMDSL_SLNDL	14	
IXLYAMDSL_SLNEXT	8	
IXLYAMDSL_SLNEXT_OFF	8	
IXLYAMDSL_TYPE	0	
IXLYAMDSL_UIDL	11	
IXLYAMDSL1	0	
IXLYAMDSL1_LEN	24	A4
IXLYAMDSSCC	0	
IXLYAMDSSCC_COPYCONTROLS	18	
IXLYAMDSSCC_COPYVERSION	D0	
IXLYAMDSSCC_LEN	218	238
IXLYAMDSSCC_LENGTH	4	

Table 356. Cross Reference for IXLYAMDA (continued)

Name	Offset	Hex Tag
IXLYAMDSSCC_TYPE	0	
IXLYAMDSSCM	0	
IXLYAMDSSCM_EMSEC	58	
IXLYAMDSSCM_EMSELC	60	
IXLYAMDSSCM_EMXAUS	54	
IXLYAMDSSCM_FXAUS	3C	
IXLYAMDSSCM_IUAUS	44	
IXLYAMDSSCM_IUSCM	48	
IXLYAMDSSCM_LEN	CC	100
IXLYAMDSSCM_LENGTH	4	
IXLYAMDSSCM_MNEC	30	
IXLYAMDSSCM_MNELC	2C	
IXLYAMDSSCM_MSBECC	24	
IXLYAMDSSCM_MSBELC	28	
IXLYAMDSSCM_MXSCM	18	
IXLYAMDSSCM_SAECC	B8	
IXLYAMDSSCM_SCMAT	20	
IXLYAMDSSCM_SCMLT	78	
IXLYAMDSSCM_SCMLTR	7A	
IXLYAMDSSCM_SCMRBT	A8	
IXLYAMDSSCM_SCMRFC	80	
IXLYAMDSSCM_SCMRPC	84	
IXLYAMDSSCM_SCMUT	79	
IXLYAMDSSCM_SCMUTR	7B	
IXLYAMDSSCM_SCMWBT	B0	
IXLYAMDSSCM_SCMWC	7C	
IXLYAMDSSCM_SLSEC	68	
IXLYAMDSSCM_SLSELC	70	
IXLYAMDSSCM_SRCC1C	BC	
IXLYAMDSSCM_SRCC2C	C0	
IXLYAMDSSCM_SRCC3C	C4	
IXLYAMDSSCM_SRCC4C	C8	
IXLYAMDSSCM_SRSTFM	88	
IXLYAMDSSCM_SRSTSM	90	
IXLYAMDSSCM_STATS	18	
IXLYAMDSSCM_SWSTFM	98	
IXLYAMDSSCM_SWSTSM	A0	
IXLYAMDSSCM_TYPE	0	
IXLYAMDSTRC	0	



Table 356. Cross Reference for IXLYAMDA (continued)

Name	Offset	Hex Tag
IXLYAMDSTRC_AAI	BC	80
IXLYAMDSTRC_AMDATASEQUENCE	36	
IXLYAMDSTRC_AMVALID	34	80
IXLYAMDSTRC_ASYNCSTIME	68	
IXLYAMDSTRC_ASYNCSTIMESQR	70	
IXLYAMDSTRC_ASYNCSTIMECOUNT	64	
IXLYAMDSTRC_BITS	BC	
IXLYAMDSTRC_DAEX	C2	
IXLYAMDSTRC_DATAFLAGS	B0	
IXLYAMDSTRC_DELAYQUEUECOUNT	48	
IXLYAMDSTRC_DELAYSTIME	90	
IXLYAMDSTRC_DELAYSTIMESQR	98	
IXLYAMDSTRC_DELAYSTIMECOUNT	8C	
IXLYAMDSTRC_DTS	D0	
IXLYAMDSTRC_DTSVALID	B0	8
IXLYAMDSTRC_DUMPSTRIALHELD	34	40
IXLYAMDSTRC_DUMPSTRIALRELEASED	4C	
IXLYAMDSTRC_ENCRYPT	B3	8
IXLYAMDSTRC_FLAGS2	B3	
IXLYAMDSTRC_HIWORKQUEUECOUNT	40	
IXLYAMDSTRC_IRTCEI	B3	10
IXLYAMDSTRC_LEN	F0	F4
IXLYAMDSTRC_LENGTH	4	
IXLYAMDSTRC_MCCV	C0	
IXLYAMDSTRC_MDAS	C3	
IXLYAMDSTRC_MI	B3	2
IXLYAMDSTRC_MINSS	CC	
IXLYAMDSTRC_MRSS	D4	
IXLYAMDSTRC_MS	B3	1
IXLYAMDSTRC_MSCV	BD	
IXLYAMDSTRC_MSS	C8	
IXLYAMDSTRC_NCM	BE	
IXLYAMDSTRC_PDTDR	E4	
IXLYAMDSTRC_PDTDR_DATA	E6	
IXLYAMDSTRC_PDTDR_DIR	E4	
IXLYAMDSTRC_PHYSICALVERSION	18	
IXLYAMDSTRC_QUEUESTIME	7C	
IXLYAMDSTRC_QUEUESTIMESQR	84	
IXLYAMDSTRC_QUEUESTIMECOUNT	78	

Table 356. Cross Reference for IXLYAMDA (continued)

Name	Offset	Hex Tag
IXLYAMDSTRC_RBLDSTATUS	30	
IXLYAMDSTRC_RBLDVALID	15	40
IXLYAMDSTRC_REBLDDUPLEXSTR	30	10
IXLYAMDSTRC_REBLDMETHODSTR	30	8
IXLYAMDSTRC_REBLDNEWSTR	30	20
IXLYAMDSTRC_REBLDOLDSTR	30	40
IXLYAMDSTRC_REIPI	B3	80
IXLYAMDSTRC_REQCT	38	
IXLYAMDSTRC_REQCTASYNC	3C	
IXLYAMDSTRC_SCOC_OFF	10	
IXLYAMDSTRC_SCOC@	10	
IXLYAMDSTRC_SCSC_OFF	C	
IXLYAMDSTRC_SCSC@	C	
IXLYAMDSTRC_SID	16	
IXLYAMDSTRC_SS	C4	
IXLYAMDSTRC_SSCI	B3	40
IXLYAMDSTRC_STATUS	34	
IXLYAMDSTRC_STRINREBLD	30	80
IXLYAMDSTRC_STRNAME	20	
IXLYAMDSTRC_STRNEXT	8	
IXLYAMDSTRC_STRNEXT_OFF	8	
IXLYAMDSTRC_SYNCSUMTIME	54	
IXLYAMDSTRC_SYNCSUMTIMESQR	5C	
IXLYAMDSTRC_SYNCTIMECOUNT	50	
IXLYAMDSTRC_SYNCTOASYNCCOUNT	A0	
IXLYAMDSTRC_TCDEC	EC	
IXLYAMDSTRC_TDAEC	B8	
IXLYAMDSTRC_TDEC	B4	
IXLYAMDSTRC_TMEC	E0	
IXLYAMDSTRC_TMELC	DC	
IXLYAMDSTRC_TOTALHIWORKCOUNT	A4	
IXLYAMDSTRC_TOTALWORKCOUNT	A8	
IXLYAMDSTRC_TSCC	E8	
IXLYAMDSTRC_TSS	D8	
IXLYAMDSTRC_TTY	14	
IXLYAMDSTRC_TTY_STATUS	15	
IXLYAMDSTRC_TYPE	0	
IXLYAMDSTRC_UDFOQI	BC	40
IXLYAMDSTRC_VALID	B0	80

Table 356. Cross Reference for IXLYAMDA (continued)

Name	Offset	Hex Tag
IXLYAMDSTRC_VERSION	18	
IXLYAMDSTRC_WORKQUEUECOUNT	44	
IXLYAMDSTRC_WRTCICO	B3	4
IXLYAMDSTRC1	0	
IXLYAMDSTRC1_CCCUR	108	
IXLYAMDSTRC1_EXECUTIONSUPPRESSED	128	
IXLYAMDSTRC1_FDAEC	104	
IXLYAMDSTRC1_FDEC	100	
IXLYAMDSTRC1_GCUDRI	FC	
IXLYAMDSTRC1_LEN	170	174
IXLYAMDSTRC1_LOGICALVERSION	168	
IXLYAMDSTRC1_PEERLINKUNAVAILABLE	124	
IXLYAMDSTRC1_PEERWAITCOMPSUMTIME	158	
IXLYAMDSTRC1_PEERWAITCOMPSUMTIMESQR	160	
IXLYAMDSTRC1_PEERWAITCOMPTIMECOUNT	154	
IXLYAMDSTRC1_PEERWAITRSVSUMTIME	144	
IXLYAMDSTRC1_PEERWAITRSVSUMTIMESQR	14C	
IXLYAMDSTRC1_PEERWAITRSVTIMECOUNT	140	
IXLYAMDSTRC1_PEERWAITRSCHSUMTIME	130	
IXLYAMDSTRC1_PEERWAITRSCHSUMTIMESQR	138	
IXLYAMDSTRC1_PEERWAITRSCHTIMECOUNT	12C	
IXLYAMDSTRC1_SCCVN	F8	
IXLYAMDSTRC1_SSCC_OFF	170	
IXLYAMDSTRC1_SSCCADDR	170	
IXLYAMDSTRC1_SXTIME	10C	
IXLYAMDSTRC1_WQC	F4	
IXLYAMDSTRC2	0	
IXLYAMDSTRC2_LEN	0	174
IXLYAMDSTRC3	0	
IXLYAMDSTRC3_LEN	1B0	1D0
IXLYAMDSTRC3_READADJUNCTCOUNT	184	
IXLYAMDSTRC3_READDATAREQUESTS	180	
IXLYAMDSTRC3_READENTRYCOUNT	18C	
IXLYAMDSTRC3_READENTRYDATA	1A0	
IXLYAMDSTRC3_READENTRYDATASQR	1A8	
IXLYAMDSTRC3_WRITEADJUNCTCOUNT	17C	
IXLYAMDSTRC3_WRITEDATAREQUESTS	178	
IXLYAMDSTRC3_WRITEENTRYCOUNT	188	
IXLYAMDSTRC3_WRITEENTRYDATA	190	

Table 356. Cross Reference for IXLYAMDA (continued)

Name	Offset	Hex Tag
IXLYAMDSTRC3_WRITEENTRYDATASQR	198	
IXLYAMDSTRC4	0	
IXLYAMDSTRC4_CFMONOPSUMTIME	1D4	
IXLYAMDSTRC4_CFMONOPSUMTIMESQR	1DC	
IXLYAMDSTRC4_CFMONOPTIMECOUNT	1D0	
IXLYAMDSTRC4_HIWORKQUEUECOUNTMONOP	1F0	
IXLYAMDSTRC4_LEN	1F4	274
IXLYAMDSTRC4_TOTALHIWORKCOUNTMONOP	1E8	
IXLYAMDSTRC4_TOTALWORKCOUNTMONOP	1E4	
IXLYAMDSTRC4_WORKQUEUECOUNTMONOP	1EC	
IXLYAMDSTRL	0	
IXLYAMDSTRL_AMDATASEQUENCE	2E	
IXLYAMDSTRL_AMVALID	2C	80
IXLYAMDSTRL_ASYNCSTIME	6C	
IXLYAMDSTRL_ASYNCSTIMESQR	74	
IXLYAMDSTRL_ASYNCCTIMECOUNT	68	
IXLYAMDSTRL_CONTC	38	
IXLYAMDSTRL_CRITICALREQUESTCOUNT	40	
IXLYAMDSTRL_DATAFLAGS	B4	
IXLYAMDSTRL_DELAYQUEUECOUNT	4C	
IXLYAMDSTRL_DELAYSUMTIME	94	
IXLYAMDSTRL_DELAYSUMTIMESQR	9C	
IXLYAMDSTRL_DELAYTIMECOUNT	90	
IXLYAMDSTRL_DTS	E4	
IXLYAMDSTRL_DTSVALID	B4	8
IXLYAMDSTRL_DUMPSERIALHELD	2C	40
IXLYAMDSTRL_DUMPSERIALRELEASED	50	
IXLYAMDSTRL_EMCCNT	FC	
IXLYAMDSTRL_ENCRYPT	B7	8
IXLYAMDSTRL_FCONTC	3C	
IXLYAMDSTRL_FLAGS2	B7	
IXLYAMDSTRL_HIWORKQUEUECOUNT	44	
IXLYAMDSTRL_IRTCEI	B7	10
IXLYAMDSTRL_LC	C0	
IXLYAMDSTRL_LELX	BB	
IXLYAMDSTRL_LEN	104	108
IXLYAMDSTRL_LENGTH	4	
IXLYAMDSTRL_LSEC	E0	
IXLYAMDSTRL_LSELC	D4	

Table 356. Cross Reference for IXLYAMDA (continued)

Name	Offset	Hex Tag
IXLYAMDSTRL_LTECH	BA	
IXLYAMDSTRL_MAXEMCCNT	100	
IXLYAMDSTRL_MDLES	B8	
IXLYAMDSTRL_MINSS	CC	
IXLYAMDSTRL_MLSEC	DC	
IXLYAMDSTRL_MLSELC	D0	
IXLYAMDSTRL_MREIPI	B7	20
IXLYAMDSTRL_MRSS	E8	
IXLYAMDSTRL_MS	B7	4
IXLYAMDSTRL_MSS	C8	
IXLYAMDSTRL_NLE	BC	
IXLYAMDSTRL_NLTEC	D8	
IXLYAMDSTRL_PETELR	F8	
IXLYAMDSTRL_PETELR_ELEMENT	FA	
IXLYAMDSTRL_PETELR_ENTRY	F8	
IXLYAMDSTRL_PHYSICALVERSION	10	
IXLYAMDSTRL_QUEUESUMTIME	80	
IXLYAMDSTRL_QUEUESUMTIMESQR	88	
IXLYAMDSTRL_QUEUETIMECOUNT	7C	
IXLYAMDSTRL_RBLDSTATUS	28	
IXLYAMDSTRL_RBLDVALID	D	40
IXLYAMDSTRL_REBLDDUPLEXSTR	28	10
IXLYAMDSTRL_REBLDMETHODSTR	28	8
IXLYAMDSTRL_REBLDNEWSTR	28	20
IXLYAMDSTRL_REBLDOLDSTR	28	40
IXLYAMDSTRL_REIPI	B7	80
IXLYAMDSTRL_REQCT	30	
IXLYAMDSTRL_REQCTASYNC	34	
IXLYAMDSTRL_SID	E	
IXLYAMDSTRL_SS	C4	
IXLYAMDSTRL_SSCI	B7	40
IXLYAMDSTRL_ST	B9	
IXLYAMDSTRL_ST_AI	B9	4
IXLYAMDSTRL_ST_CI	B9	20
IXLYAMDSTRL_ST_DI	B9	8
IXLYAMDSTRL_ST_KI	B9	1
IXLYAMDSTRL_ST_LI	B9	10
IXLYAMDSTRL_ST_NI	B9	2
IXLYAMDSTRL_ST_PLEIDI	B9	40

Table 356. Cross Reference for IXLYAMDA (continued)

Name	Offset	Hex Tag
IXLYAMDSTRL_ST_SKI	B9	80
IXLYAMDSTRL_STATUS	2C	
IXLYAMDSTRL_STFLAGS	B9	
IXLYAMDSTRL_STRINREBLD	28	80
IXLYAMDSTRL_STRNAME	18	
IXLYAMDSTRL_STRNEXT	8	
IXLYAMDSTRL_STRNEXT_OFF	8	
IXLYAMDSTRL_SYNCSUMTIME	58	
IXLYAMDSTRL_SYNCSUMTIMESQR	60	
IXLYAMDSTRL_SYNCTIMECOUNT	54	
IXLYAMDSTRL_SYNCTOASYNCCOUNT	A4	
IXLYAMDSTRL_TEMCSTGPCT	108	
IXLYAMDSTRL_TMAXEMCCNT	104	
IXLYAMDSTRL_TMEC	F4	
IXLYAMDSTRL_TMELC	F0	
IXLYAMDSTRL_TOTALHIWORKCOUNT	A8	
IXLYAMDSTRL_TOTALWORKCOUNT	AC	
IXLYAMDSTRL_TSS	EC	
IXLYAMDSTRL_TTY	C	
IXLYAMDSTRL_TTY_STATUS	D	
IXLYAMDSTRL_TYPE	0	
IXLYAMDSTRL_TYPERLIST	D	80
IXLYAMDSTRL_VALID	B4	80
IXLYAMDSTRL_VALID2	B4	40
IXLYAMDSTRL_VERSION	10	
IXLYAMDSTRL_WORKQUEUECOUNT	48	
IXLYAMDSTRL1	0	
IXLYAMDSTRL1_DPLXST	10A	20
IXLYAMDSTRL1_DPLXT	10A	3
IXLYAMDSTRL1_EXECUTIONSUPPRESSED	13C	
IXLYAMDSTRL1_FLAGS	10A	
IXLYAMDSTRL1_KRND	12C	
IXLYAMDSTRL1_LEN	184	188
IXLYAMDSTRL1_LND	128	
IXLYAMDSTRL1_LOGICALVERSION	17C	
IXLYAMDSTRL1_LSCUR	10C	
IXLYAMDSTRL1_MI	10A	10
IXLYAMDSTRL1_MUID	120	
IXLYAMDSTRL1_OPCTSCMACCESS	130	

Table 356. Cross Reference for IXLYAMDA (continued)

Name	Offset	Hex Tag
IXLYAMDSTRL1_PCQC	10A	40
IXLYAMDSTRL1_PCQCH	10B	
IXLYAMDSTRL1_PEERLINKUNAVAILABLECOUNT	138	
IXLYAMDSTRL1_PEERWAITCOMPSUMTIME	16C	
IXLYAMDSTRL1_PEERWAITCOMPSUMTIMESQR	174	
IXLYAMDSTRL1_PEERWAITCOMPTIMECOUNT	168	
IXLYAMDSTRL1_PEERWAITRSVSUMTIME	158	
IXLYAMDSTRL1_PEERWAITRSVSUMTIMESQR	160	
IXLYAMDSTRL1_PEERWAITRSVTIMECOUNT	154	
IXLYAMDSTRL1_PEERWAITSCHSUMTIME	144	
IXLYAMDSTRL1_PEERWAITSCHSUMTIMESQR	14C	
IXLYAMDSTRL1_PEERWAITSCHTIMECOUNT	140	
IXLYAMDSTRL1_SCCVN	110	
IXLYAMDSTRL1_SCMAccessCOUNT	134	
IXLYAMDSTRL1_SLND	11C	
IXLYAMDSTRL1_SSCC_OFF	184	
IXLYAMDSTRL1_SSCCADDR	184	
IXLYAMDSTRL1_SSCM_OFF	124	
IXLYAMDSTRL1_SSCMADDR	124	
IXLYAMDSTRL1_SXTIME	114	
IXLYAMDSTRL1_WRTCLI	10A	80
IXLYAMDSTRL2	0	
IXLYAMDSTRL2_ADUP_OFF	188	
IXLYAMDSTRL2_ADUPADDR	188	
IXLYAMDSTRL2_ADUPDELAYOPCOUNT	18C	
IXLYAMDSTRL2_ADUPDELAYREQCOUNT	190	
IXLYAMDSTRL2_ASYNCHDUPPRI	1AC	80
IXLYAMDSTRL2_ASYNCHDUPSEC	1AC	40
IXLYAMDSTRL2_FLAGS	1AC	
IXLYAMDSTRL2_IXLADUPXCOUNT	194	
IXLYAMDSTRL2_IXLADUPXSUSPENDCOUNT	198	
IXLYAMDSTRL2_IXLADUPXSUSPENDTIME	19C	
IXLYAMDSTRL2_IXLADUPXSUSPENDTIMESQR	1A4	
IXLYAMDSTRL2_LEN	1AE	1C8
IXLYAMDSTRL2_PCTENTRYRSV	1AD	
IXLYAMDSTRL3	0	
IXLYAMDSTRL3_LEN	200	220
IXLYAMDSTRL3_READADJUNCTCOUNT	1D4	
IXLYAMDSTRL3_READDATAREQUESTS	1D0	

Table 356. Cross Reference for IXLYAMDA (continued)

Name	Offset	Hex Tag
IXLYAMDSTRL3_READENTRYCOUNT	1DC	
IXLYAMDSTRL3_READENTRYDATA	1F0	
IXLYAMDSTRL3_READENTRYDATASQR	1F8	
IXLYAMDSTRL3_WRITEADJUNCTCOUNT	1CC	
IXLYAMDSTRL3_WRITEDATAREQUESTS	1C8	
IXLYAMDSTRL3_WRITEENTRYCOUNT	1D8	
IXLYAMDSTRL3_WRITEENTRYDATA	1E0	
IXLYAMDSTRL3_WRITEENTRYDATASQR	1E8	
IXLYAMDSTRL4	0	
IXLYAMDSTRL4_CFMONOPSUMTIME	224	
IXLYAMDSTRL4_CFMONOPSUMTIMESQR	22C	
IXLYAMDSTRL4_CFMONOPTIMECOUNT	220	
IXLYAMDSTRL4_HIWORKQUEUECOUNTMONOP	240	
IXLYAMDSTRL4_LEN	244	300
IXLYAMDSTRL4_TOTALHIWORKCOUNTMONOP	238	
IXLYAMDSTRL4_TOTALWORKCOUNTMONOP	234	
IXLYAMDSTRL4_WORKQUEUECOUNTMONOP	23C	

## IXLYCAA information

### IXLYCAA programming interface information

IXLYCAA is a programming interface.

### IXLYCAA heading information

<b>Common name:</b>	IXLCACHE Request Answer Area
<b>Macro ID:</b>	IXLYCAA
<b>DSECT name:</b>	CAA
<b>Owning component:</b>	Cross System Extended Services (SCIXL)
<b>Eye-catcher ID:</b>	NONE
<b>Storage attributes:</b>	Subpool: User supplied. Key: User supplied. Residency: User supplied.
<b>Size:</b>	256 bytes CAA2 -- X'0100' bytes CAA -- X'0090' bytes
<b>Created by:</b>	- Storage area created by IXLCACHE invoker - Fields set by IXLCACHE service routine
<b>Pointed to by:</b>	ANSAREA parameter on IXLCACHE requests
<b>Serialization:</b>	None required



**Function:** Maps the answer area output from IXLCACHE requests

## IXLYCAA mapping

Table 357. Structure CAA

Offset Dec	Offset Hex	Type	Len	Name (Dim)	Description
0	(0)	STRUCTURE	0	CAA	IXLCACHE answer area
0	(0)	CHARACTER	12	CAAHEADER(0)	Answer area header
0	(0)	SIGNED	4	CAALEVEL	Macro level of this version of the IXLYCAA macro
4	(4)	SIGNED	4	CAAOFFSET	Offset from the beginning of the structure (Caa) to the answer area data (CaaData)
8	(8)	SIGNED	4	CAALENGTH	Length of the answer area data
12	(C)	CHARACTER	132	CAADATA(0)	Answer area data
12	(C)	SIGNED	4	CAARETCODE	Return code. Values are defined in IXLYCON.
16	(10)	SIGNED	4	CAARSNCODE	Reason code. Values are defined in IXLYCON.
20	(14)	BITSTRING	1	CAABYTEA(0)	Answer area bit-level fields
		1... ....		CAACHANGED	"X'80'" Cached subsystem data changed status. Returned for successful READ_DATA requests and WRITE_DATA requests which fail because of an incompatible state. For structures allocated in a CFLEVEL=4 or higher coupling facility CaaChanged is returned on READ_DATA requests which receive the warning that there was no data to read. CaaChanged is returned for WRITE_DATALIST requests that fail because of an incompatible state. The failing WOB index will be placed in CaaWDLIndex. CaaChanged is returned for CASTOUT_DATALIST requests that fail because the entry data is not changed, the failing entry name index will be placed in CaaCDLIndex. For structures allocated in a coupling facility that supports request halting based on entry data changed status and castout lock state, CaaChanged is returned for DELETE_NAME and DELETE_NAMELIST requests that are halted because entry data is changed or the cast-out lock is held and HALTONCHANGED=YES was specified. For DELETE_NAME, the entry name that the request halted on is placed in CaaDelName. For DELETE_NAMELIST, the index of the name element that caused the request to halt is placed in CaaDNLIndex. 1 ==> changed, 0 ==> unchanged.
		.1... ....		CAAINVLCVI	"X'40'" Indicates a local cache vector index was invalidated because interest for the associated item was re-registered using a different vector index. When this bit is set the CaaInvLcviNum field contains the invalidated vector index number. Returned for successful READ_DATA and CASTOUT_DATA requests and WRITE_DATA requests when WHENREG=NO is specified. Also returned on READ_DATA requests which receive the warning that there was no data to read.

Table 357. Structure CAA (continued)

Offset Dec	Offset Hex	Type	Len	Name(Dim)	Description
		.1.. ....		CAALCVI	"X'40'" Only valid for a WRITE_DATA request with WHENREG=YES and VECTORINDEX specified. CaaLcvi indicates that the value of the vectorindex specified on the request does not match the value of the registered local cache vector index. CaaLcviNum will contain the value of the registered local cache vector index.
		..11 ....		CAAPARITY	"X'30'" Parity as recorded in the directory entry. Returned for successful READ_DATA and CASTOUT_DATA requests. For structures allocated in a CFLEVEL=4 or higher coupling facility CaaParity is returned on READ_DATA requests which receive the warning that there was no data to read.
		.... 11..		CAACOLLOCKSTATE	"X'0C'" Castout lock state. Returned for successful READ_DATA requests, for WRITE_DATA requests which fail because the entry is in an incompatible state, for CASTOUT_DATA requests which fail because the castout lock is already held, and for UNLOCK_CASTOUT and UNLOCK_CO_NAME requests which fail because the castout lock is not held or the castout lock state is incompatible. Values are declared below. UNLOCK_CO_NAME is CFLEVEL=4 or higher. For structures allocated in a CFLEVEL=4 or higher coupling facility, CaaCoLockState is returned on READ_DATA requests which receive the warning that there was no data to read. CaaCoLockState is returned for CASTOUT_DATALIST requests that fail because the castout lock is already held for the entry name currently being processed. The failing entry name index will be placed in CaaCDLIndex. For structures allocated in a coupling facility that supports request halting based on entry data changed status and castout lock state, CaaCoLockState is returned for DELETE_NAME and DELETE_NAMELIST requests that are halted because entry data is changed or the cast-out lock is held and HALTONCHANGED=YES was specified. For DELETE_NAME, the entry name that the request halted on is placed in CaaDelName. For DELETE_NAMELIST, the index of the name element that caused the request to halt is placed in CaaDNLIndex.
		.... ..1.		CAADATACACHED	"X'02'" Data-cached indicator. For structures which are allocated in a CFLEVEL=4 or higher coupling facility it is returned on successful READ_DATA requests. For CASTOUT_DATALIST requests that fail because the entry data is not changed. The failing entry name index will be placed in CaaCDLIndex 1 ==> subsystem data is cached for the entry. 0 ==> no subsystem data is cached, e.g. only a directory entry is allocated for the name.

Table 357. Structure CAA (continued)

Offset Dec	Offset Hex	Type	Len	Name(Dim)	Description
		.... ...1		CAAADJAREVALID	"X'01'" Adjunct area validity bit. Returned on READ_DATA and CASTOUT_DATALIST requests when AdjArea has been specified. 1 ==> Valid adjunct data has been returned. 0 ==> Adjunct data did not exist.
21	(15)	BITSTRING	1	CAASTGCLFULL	The storage class from which a reclaiming operation failed, causing the failure of a READ_DATA, WRITE_DATA, WRITE_DATALIST or REG_NAMELIST request because directory or data entry resources could not be obtained to satisfy the request
22	(16)	SIGNED	2	CAALISTINDEX(0)	Area containing various indexes depending on the type of request and the result of the request
22	(16)	SIGNED	2	CAAULINDEX	Index of the name element that caused failure of an UNLOCK_CASTOUT request or the index of the first unprocessed name element if the UNLOCK_CASTOUT completed prematurely or failed due to an invalid index value.
22	(16)	SIGNED	2	CAARNLINDEX	Index of the current registration block returned on a REG_NAMELIST request. A value of zero indicates that no registration blocks were successfully processed. For each of the following return/reason codes, the value of CaaRNLIndex will be as follows: Ix1Retcode0k => Index of the last registration block that the connector requested be processed (ENDINDEX). Ix1RsncodeTimeout => Index of the first unprocessed registration block. All prior registration blocks were processed. Ix1RsncodeStrFull, Ix1RsncodeBadStgClass => Index of the registration block associated with the failing registration command. All prior registration blocks were processed. Ix1RsnCodeBadVectorOp => Index of the registration block containing the first invalid vector index. None of the specified registration blocks were processed (command processing was suppressed).

Table 357. Structure CAA (continued)

Offset Dec	Offset Hex	Type	Len	Name(Dim)	Description
22	(16)	SIGNED	2	CAADNLINDEX	Index of the current name element returned on a DELETE_NAMELIST request. For each of the following return/reason codes, the value CaaDNLIndex will be as follows: Ix1RsnCodeTimeout => Index of the first unprocessed name element. All prior name elements were processed, however, if ErrorAction=CONTINUE was specified then some of the prior name elements may not have been processed successfully. Ix1RsnCodeBadEntryVersion => Index of the name element which failed because of a version number mismatch when ErrorAction=TERMINATE was specified. Ix1RsnCodeNoEntry => Index of the name element which failed because the entry specified did not exist in the structure when ErrorAction=TERMINATE was specified. Ix1RsnCodeHaltChangedData => Index of the name element which caused the request to be halted because the entry specified contains changed data or for which the cast-out lock is held and HALTONCHANGED=YES was specified. An index associated with this reason code is valid only for structures allocated in a coupling facility that supports request halting based on entry data change status and castout lock state. CaaDNLIndex is valid only for structures allocated in a CFLEVEL=5 or higher coupling facility.

Table 357. Structure CAA (continued)

Offset Dec	Offset Hex	Type	Len	Name(Dim)	Description
22	(16)	SIGNED	2	CAAWDLINDEX	Index of the current write-operation block returned on a WRITE_DATALIST request. For each of the following return/reason codes, the value CaaWDLIndex will be as follows: Ix1RsnCodeTimeout => Index of the first unprocessed write-operation block, all prior write-operation blocks were processed. Ix1RsnCodeBadEntryVersion => Index of the write-operation block which failed because of a version number mismatch, all prior write-operation blocks were processed. Ix1RsnCodeNoEntry => Index of the write-operation block which failed because the entry specified did not exist in the structure, all prior write-operation blocks were processed. Ix1RsnCodeStrFull => Index of the write-operation block which failed because the target storage class was full, all prior write-operation blocks were processed. Ix1RsnCodeElemNumMismatch => Index of the write-operation block which failed because the ElemNum in the write-operation block did not match the actual size of the data area in the data block, all prior write-operation blocks were processed. Ix1RsnCodeBadElemNum => Index of the write-operation block which failed because an invalid ElemNum was specified in the write-operation block, all prior write-operation blocks were processed. Ix1RsnCodeBadParity => Index of the write-operation block which failed because invalid parity bits were specified in the write-operation block, all prior write-operation blocks were processed. Ix1RsnCodeBadCOCClass => Index of the write-operation block which failed because invalid

Table 357. Structure CAA (continued)

Offset Dec	Offset Hex	Type	Len	Name(Dim)	Description
					<p>Cast-out class was specified in the write-operation block, all prior write-operation blocks were processed. Ix1RsnCodeBadStgClass =&gt; Index of the write-operation block which failed because invalid storage class was specified in the write-operation block, all prior write-operation blocks were processed. Ix1RsnCodeIncompatState =&gt; Index of the write-operation block associated with the failing write request, all prior write-operation blocks were processed. Ix1RsnCodeBadConId =&gt; Index of the write-operation block which failed because an invalid local CONID specified in the write-operation block, all prior write-operation blocks were processed. Ix1RsnCodeBadVectorOp =&gt; Index of the write-operation block containing the first invalid vector index. None of the specified write-operation blocks were processed (command processing was suppressed). Ix1RsnCodeBadGetC0lock =&gt; Index of the write-operation block which failed because the change control indicator and the get cast-out lock indicator were both set. None of the specified write-operation blocks were processed (command processing was suppressed). Ix1RsnCodeBadWrtSuppressCntl -&gt; Index of the write-operation block which failed because the change control indicator and assignment suppression indicator were not both set when LOCALREGCNTL=YES was specified. None of the specified write-operation blocks were processed. Processing of the entire command was suppressed.</p>
22	(16)	SIGNED	2	CAACDLINDEX	<p>Index of the current name element for a CASTOUT_DATA LIST command. For each of the following return/reason codes, the value CaaCDLIndex will be as follows: Ix1RsnCodeTimeout =&gt; Index of the first unprocessed name element. All prior name elements were processed. Ix1RsnCodeBufferFull =&gt; Index of the name element which caused the request to end prematurely due to a buffer full condition. All prior name elements were processed. Ix1RsnCodeC0Unchanged =&gt; Index of the name element which failed because the entry specified did not contain changed subsystem data. All prior name elements were processed. Ix1RsnCodeC0LockHeld =&gt; Index of the name element which failed because the cast-out lock was already held for the entry specified. All prior name elements were processed. Ix1RsnCodeNoEntry =&gt; Index of the name element which failed because the entry specified did not exist in the structure. All prior name elements were processed.</p>

Table 357. Structure CAA (continued)

Offset Dec	Offset Hex	Type	Len	Name(Dim)	Description
22	(16)	SIGNED	2	CAACILINDEX	Index of the current name element for a CROSS_INVALLIST command. For each of the following return/reason codes, the value CaaCILIndex will be as follows: IxLRsnCodeTimeout => Index of the first unprocessed name element. All prior name elements were processed. IxLRsnCodeNoEntry => Index of the name element which failed because the entry specified did not exist in the structure, all prior name elements were processed.
24	(18)	CHARACTER	2	CAACOLCKVAL	The contents of the castout lock for the entry. Returned for successful READ_DATA requests, for WRITE_DATA requests which fail because the entry is in an incompatible state, for CASTOUT_DATA requests which fail because the castout lock is held, and for UNLOCK_CASTOUT and UNLOCK_CO_NAME requests which fail either because the castout lock is in an incompatible state or because the castout lock is not held by the connection. Unlock_CO_Name is CFLEVEL=4 or higher. For structures allocated in a CFLEVEL=4 or higher coupling facility CaaCoLockVal is returned on READ_DATA requests which receive the warning that there was no data to read. CaaCoLockVal is returned for CASTOUT_DATA_LIST requests that fail because the castout lock is already held for the entry name currently being processed. The failing entry name index will be placed in CaaCDLIndex. CaaCoLockVal is returned for WRITE_DATA_LIST requests which fail because the entry is in an incompatible state. The failing entry name index will be placed in CaaWDLIndex. For structures allocated in a coupling facility that supports request halting based on entry data changed status and castout lock state, CaaCoLockVal is returned for DELETE_NAME and DELETE_NAME_LIST requests that are halted because entry data is changed or the cast-out lock is held and HALTONCHANGED=YES was specified. For DELETE_NAME, the entry name that the request halted on is placed in CaaDelName. For DELETE_NAME_LIST, the index of the name element that caused the request to halt is placed in CaaDNLIndex.
26	(1A)	SIGNED	2	CAAREFCOUNT(0)	The number of processed directory entries that initially had the reference bit set for a RESET_REFBIT request.
		1... ..		CAAEHANCEDRTALGPRESNT	"X'80'" Enhanced RT support present. Returned on READ_COCLASS requests. 1 ==> Enhanced RT support is present in the CF, 0 ==> No enhanced RT support is present

Table 357. Structure CAA (continued)

Offset Dec	Offset Hex	Type	Len	Name(Dim)	Description
28	(1C)	SIGNED	2	CAAELEMNUM	Cache entry size expressed as the number of elements in the entry. Returned for successful READ_DATA and CASTOUT_DATA requests when BUFFER or BUFLIST is specified. Also returned for READ_DATA, WRITE_DATA and CASTOUT_DATA request which fail due to a bad buffer size. For structures allocated in CFLEVEL=4 or higher coupling facilities, returned for successful READ_DATA requests whether or not BUFFER or BUFLIST is specified.
30	(1E)	SIGNED	2	CAAWDLDATAOFFSET(0)	Offset of the data area in the data block that corresponds to the write-operation block of a WRITE_DATA request that caused a failure of a WRITE request or the index of the first unprocessed data area in the data block that corresponds to the write-operation block if the WRITE_DATA request completed prematurely.
30	(1E)	SIGNED	2	CAACOCCLASS	The Castout Class for an entry. For structures allocated in a coupling facility that supports request halting based on entry data changed status and castout lock state, CaaCoClass is returned for DELETE_NAME and DELETE_NAMELIST requests that are halted because entry data is changed or the cast-out lock is held and HALTONCHANGED=YES was specified. For DELETE_NAME, the entry name that the request halted on is placed in CaaDelName. For DELETE_NAMELIST, the index of the name element that caused the request to halt is placed in CaaDNLIndex.
32	(20)	SIGNED	4	CAADIRCOUNT	The number of IXLYDEIBs returned for a READ_DIRINFO request or a READ_COCLASS request with DIRINFOFMT=DIRENTRYLIST, or the number of IXLYCANBs returned for a READ_DIRINFO or READ_COCLASS request with DIRINFOFMT=NAMELIST, or the number of processed directory entries for a RESET_REFBIT request. Returned when any of these requests completes successfully or prematurely.
36	(24)	SIGNED	4	CAACOCOUNT	The total number of data elements assigned to the castout class to which data was just written. Returned for successful WRITE_DATA requests of changed subsystem data.
40	(28)	SIGNED	4	CAATOTCHANGED	The total number of entries assigned to the storage class to which data was just written that contain changed or locked-for-cast-out subsystem data. Returned for successful WRITE_DATA requests of changed subsystem data.
44	(2C)	CHARACTER	8	CAARESTOKEN	Request restart token. Returned for READ_DIRINFO, READ_COCLASS, CROSS_INVALID, DELETE_NAME, and RESET_REFBIT requests which complete prematurely. Valid for connectors that specify ALLOWAUTO=NO on their IXLCONN invocation.



Table 357. Structure CAA (continued)

Offset Dec	Offset Hex	Type	Len	Name(Dim)	Description
52	(34)	SIGNED	4	CAAINVLCVINUM(0)	Invalidated local cache vector index number. Only valid when the CaaInvLcvi bit is set. Returned for successful READ_DATA and CASTOUT_DATA requests, and for WRITE_DATA requests when WHENREG=NO is specified. Also returned on READ_DATA requests which receive the warning that there was no data to read.
52	(34)	SIGNED	4	CAALCVINUM	Local cache vector index number. Returned for WRITE_DATA requests with WHENREG=NO and WRITE_DATA requests which fail because the castout lock state is incompatible with the request, and for WRITE_DATA requests with WHENREG=YES and VECTORINDEX specified which fail because the VECTORINDEX specified does not match the registered local cache vector (CaaLcviNum will contain the value of the registered local cache vector). For WRITE_DATA requests with WHENREG=YES and VECTORINDEX specified, CaaLcviNum is only valid when the CaaLcvi bit is set.
56	(38)	SIGNED	4	CAASUSPENDTIME	Suspend time for request (microseconds). Will be zero if the request was not suspended or if the support for suspend time computation is not installed.
60	(3C)	CHARACTER	8	CAAUSERDATA	User data field. Returned on successful Castout_Data requests. CaaUserData is valid only for structures allocated in a CFLEVEL=5 or higher coupling facility.
68	(44)	CHARACTER	8	CAAVERSION	Version number. Returned on Write_Data and WRITE_DATA requests when a version number comparison fails, Delete_NameList requests when ErrorAction=TERMINATE is specified and a version number comparison fails, successful Read_Data requests, and successful Castout_Data requests. CaaVersion is valid only for structures allocated in a CFLEVEL=5 or higher coupling facility.
76	(4C)	CHARACTER	20	CAARSVD(0)	Reserved
76	(4C)	CHARACTER	4	CAARSVD1	Reserved for system use
80	(50)	CHARACTER	16	CAARSVD2	Reserved for system use
96	(60)	CHARACTER	1	CAAVERSION0END(0)	End of IXLCACHE answer area for CAA version level 0
96	(60)	CHARACTER	16	CAAEXTRESTOKEN	Request restart token. Returned for READ_DIRINFO, READ_COCLASS, CROSS_INVALID, DELETE_NAME, and RESET_REFBIT requests which complete prematurely. Valid for connectors that specify ALLOWAUTO=YES on their IXLCONN invocation.

Table 357. Structure CAA (continued)

Offset Dec	Offset Hex	Type	Len	Name(Dim)	Description
112	(70)	CHARACTER	10	CAAINVLCVVECTOR	A bit string that represents the invalidated local cache validity indicator for a write-operation response block. Bit 0 in the bit string represents the invalidated local cache validity indicator for the WORB corresponding to the WORB specified by STARTINDEX. Bit i in the bit string represents the WORB corresponding to the STARTINDEX + i WORB specified in the WRITE_DATALIST request. Each bit position, when set, indicates that a local cache vector index was invalidated because interest for the associated item was re-registered using a different vector index. When this bit is set, the Worb_InvlcvNum field in the corresponding WORB contains the invalidated vector index number. Returned for successful WRITE_DATALIST requests.
122	(7A)	BITSTRING	1	CAABYTEB(0)	Answer area bit-level fields
		1... ....		CAAADJAREANONADDR	"X'80'" Adjunct area addressability bit. Returned on CASTOUT_DATALIST requests when AdjArea has been specified. 1 ==> Storage area specified AdjArea is non-addressable 0 ==> AdjArea is addressable
		.1... ....		CAAEIBAREANONADDR	"X'40'" DEIBAREA addressability bit. Returned on CASTOUT_DATALIST requests. 1 ==> Storage area specified DeibArea is non-addressable 0 ==> DeibArea is addressable
123	(7B)	CHARACTER	16	CAADELNAME(0)	the name of the entry that a DELETE_NAME request was halted on because the entry data is changed or the cast-out lock is held and HALTONCHANGED=YES was specified. CaaDelName is returned for DELETE_NAME requests issued to structures allocated in a coupling facility that supports request halting based on entry data changed status and cast-out lock state
123	(7B)	CHARACTER	10	CAAWRITESUPPRESSVECTOR	a bit string that represents whether write-operation block write requests were suppressed. Each bit represents a write-operation block for a WRITE_DATALIST request that specified LOCALREGCNTL=YES. Bit 0 in the bit string represents a write suppression indicator for the WORB corresponding to STARTINDEX. Bit i in the bit string represents the STARTINDEX + i WORB specified for the WRITE_DATALIST request. The bit string is valid when LOCALREGCNTL=YES was specified on the WRITE_DATALIST request. 1 ==> the WORB was processed and the write was suppressed due to the user's connection (local cache) being the only registered interest in the directory entry for the data item and no subsystem data for the directory entry is cached. 0 ==> the WORB was processed and the write operation was not suppressed
133	(85)	CHARACTER	6		Reserved
139	(8B)	CHARACTER	5		Reserved

Table 357. Structure CAA (continued)

Offset Dec	Offset Hex	Type	Len	Name (Dim)	Description
144	(90)	CHARACTER	1	CAAVERSION1END(0)	End of IXLCACHE answer area for CAA version level 1
144	(90)	CHARACTER	1	CAAEND(0)	End IXLCACHE answer area
144	(90)	X'90'	0	CAA_LEN	"*-CAA"

Table 358. Structure CAA2

Offset Dec	Offset Hex	Type	Len	Name (Dim)	Description
0	(0)	STRUCTURE	0	CAA2	IXLCACHE answer area level 2
0	(0)	CHARACTER	144		Mapped by CAA
144	(90)	CHARACTER	112	CAA2DATA(0)	Level 2 answer area data
144	(90)	CHARACTER	16	CAAASYNXISEQNUM	Asynchronous XI sequence number. Returned for READ_DATA, WRITE_DATA, CROSS_INVALID, CROSS_INVALIDLIST, DELETE_NAME, DELETE_NAMELIST, REG_NAMELIST, and WRITE_DATA_LIST requests which initiate cross-invalidates that are executed asynchronously to the command. Valid for connectors that specify ASYNXCI=1 on their IXLCONN invocation.
160	(A0)	CHARACTER	96		Reserved

## Constants

160	(A0)	X'2'	0	CAALEVEL#	"2" Macro level number
160	(A0)	X'2'	0	CAALEVELNUM	"2" Macro level number
160	(A0)	X'0'	0	CAALEVEL0	"0" Macro level number
160	(A0)	X'1'	0	CAALEVEL1	"1" Macro level number
160	(A0)	X'2'	0	CAALEVEL2	"2" Macro level number
160	(A0)	X'60'	0	CAALEVEL0LEN	"96" Length of CaaLevel0 answer area
160	(A0)	X'90'	0	CAALEVEL1LEN	"144" Length of CaaLevel1 answer area
160	(A0)	X'100'	0	CAALEVEL2LEN	"256" Length of CaaLevel2 answer area

Castout lock state values  
Note: To use these values you should reset all of the bits in CAABYTEA except the CAACOLLOCKSTATE bits and then compare the full byte against these values.

	.... ....	CAACOLS_RESET	"B'00000000'" The reset state is entered when the name is assigned to the directory entry or when the castout lock is reset to zeros.
	.... .1..	CAACOLS_READFORCASTOUT	"B'00000100'" The read for castout state is entered when the castout lock is obtained by a CASTOUT_DATA request.
	.... 1...	CAACOLS_WRITEWITHCASTOUT	"B'00001000'" The write with castout state is entered when the castout lock is obtained by a WRITE_DATA request specifying GETCOLLOCK=YES.
160	(A0) X'100'	0 CAA2_LEN	"*-CAA2"

Table 359. Cross Reference for IXLYCAA

Name	Offset	Hex Tag
CAA	0	
CAA_LEN	90	90

Table 359. Cross Reference for IXLYCAA (continued)

Name	Offset	Hex Tag
CAAADJAREANONADDR	7A	80
CAAADJAREAVALID	14	1
CAAASYNCXISEQNUM	90	
CAABYTEA	14	
CAABYTEB	7A	
CAACDLINDEX	16	
CAACHANGED	14	80
CAACILINDEX	16	
CAACOCCLASS	1E	
CAACOCOUNT	24	
CAACOLLOCKSTATE	14	C
CAACOLLOCKVAL	18	
CAACOLS_READFORCASTOUT	A0	4
CAACOLS_RESET	A0	0
CAACOLS_WRITEWITHCASTOUT	A0	8
CAADATA	C	
CAADATACACHED	14	2
CAADEIBAREANONADDR	7A	40
CAADELNAME	7B	
CAADIRCOUNT	20	
CAADNLINDEX	16	
CAAELMNUM	1C	
CAAEND	90	
CAAENHANCEDRTALGPRESNT	1A	80
CAAEXTRESTOKEN	60	
CAAHEADER	0	
CAAINVLCVI	14	40
CAAINVLCVINUM	34	
CAAINVLCVVECTOR	70	
CAALCVI	14	40
CAALCVINUM	34	
CAALENGTH	8	
CAALEVEL	0	
CAALEVEL#	A0	2
CAALEVELNUM	A0	2
CAALEVEL0	A0	0
CAALEVEL0LEN	A0	60
CAALEVEL1	A0	1
CAALEVEL1LEN	A0	90

Table 359. Cross Reference for IXLYCAA (continued)

Name	Offset	Hex Tag
CAALEVEL2	A0	2
CAALEVEL2LEN	A0	100
CAALISTINDEX	16	
CAAOFFSET	4	
CAAPARITY	14	30
CAAREFCOUNT	1A	
CAARESTOKEN	2C	
CAARETCODE	C	
CAARNLINDEX	16	
CAARSNCODE	10	
CAARSVD	4C	
CAARSVD1	4C	
CAARSVD2	50	
CAASTGCLFULL	15	
CAASUSPENDTIME	38	
CAATOTCHANGED	28	
CAAULINDEX	16	
CAAUSERDATA	3C	
CAAVERSION	44	
CAAVERSION0END	60	
CAAVERSION1END	90	
CAAWDLDATAOFFSET	1E	
CAAWDLINDEX	16	
CAAWRITESUPPRESSVECTOR	7B	
CAA2	0	
CAA2_LEN	A0	100
CAA2DATA	90	

## IXLYCANB information

### IXLYCANB programming interface information

IXLYCANB is a programming interface.

### IXLYCANB heading information

<b>Common name:</b>	Cache Name Block
<b>Macro ID:</b>	IXLYCANB
<b>DSECT name:</b>	CANB
<b>Owning component:</b>	Cross System Extended Services (SCIXL)

**Eye-catcher ID:** NONE

**Storage attributes:** Subpool: User supplied  
Key: User supplied  
Residency: User supplied

**Size:** CANB -- X'0020' bytes

**Created by:** - Storage area created by IXLCACHE invoker  
- CANB data created by IXLCACHE service routine

**Pointed to by:** BUFFER or BUFLIST parameter on IXLCACHE

**Serialization:** See BUFFER and BUFLIST parameter requirements on the IXLCACHE interface description.

**Function:** The CANB maps the information returned when the IXLCACHE macro is issued for a READ\_COCLASS or READ\_DIRINFO request when DIRINFOFMT=NAMELIST is specified.

## IXLYCANB mapping

Table 360. Structure CANB

Offset Dec	Offset Hex	Type	Len	Name (Dim)	Description
0	(0)	STRUCTURE	0	CANB	Cache Name Block
0	(0)	CHARACTER	16	CANBNAME	Name of structure entry meeting the READ_COCLASS or READ_DIRINFO criteria.
16	(10)	CHARACTER	8	CANBUSERDATA	Directory entry user data for structure entry.
24	(18)	CHARACTER	7		Reserved
31	(1F)	BITSTRING	1	CANBELEMNUM	Cache entry size expressed as the number of elements in the entry.
32	(20)	CHARACTER	1	CANBEND(0)	End of CANB.
32	(20)	X'20'	0	CANB_LEN	"*-CANB"

## IXLYCCIH information

### IXLYCCIH programming interface information

IXLYCCIH is a programming interface.

### IXLYCCIH heading information

**Common name:** Castout Class Information Header

**Macro ID:** IXLYCCIH

**DSECT name:** CCIH

**Owning component:** Cross System Extended Services (SCIXL)

**Eye-catcher ID:** NONE

**Storage attributes:** Subpool: User supplied  
Key: User supplied  
Residency: User supplied

**Size:** CCIHCOSTATSLIST -- X'0020' bytes  
 CCIH1 -- X'0020' bytes  
 CCIHCOUNTS -- X'0004' bytes  
 CCIHCCIBS -- X'0020' bytes  
 CCIH -- X'0004' bytes  
 COUNTS -- X'0004' bytes  
 CCIBS -- X'0020' bytes

**Created by:** - Storage area created by IXLCACHE invoker  
 - CCIH data created by IXLCACHE service routine

**Pointed to by:** BUFFER or BUFLIST parameter on IXLCACHE

**Serialization:** See BUFFER and BUFLIST parameter requirements on the IXLCACHE interface description.

**Function:** The CCIH contains request-level information returned in the data area from a IXLCACHE READ\_COSTATS request. For each castout class, the information returned consists of the number of data elements that are associated with entries in the indicated castout class. For structures which are allocated in a CFLEVEL=5 or higher coupling facility it will also contain the user data field of the first entry if CoStatsFmt=COSTATSLIST is specified on the request.

## IXLYCCIH mapping

Table 361. Structure CCIH

Offset Dec	Offset Hex	Type	Len	Name (Dim)	Description
0	(0)	STRUCTURE	0	CCIH	Castout Class Information Header
0	(0)	SIGNED	2	CCIHCOCCLASSBEG	First castout class in the range of castout classes processed
2	(2)	SIGNED	2	CCIHCOCCLASSEND	Last castout class in the range of castout classes processed
4	(4)	CHARACTER	1	CCIHCOUNTSDATA(0)	Beginning of data fields
4	(4)	CHARACTER	1	CCIHEND(0)	End of CCIH
4	(4)	X'4'	0	CCIH_LEN	"*-CCIH"

Table 362. Structure CCIHCOSTATSLIST

Offset Dec	Offset Hex	Type	Len	Name (Dim)	Description
0	(0)	STRUCTURE	0	CCIHCOSTATSLIST	Castout class Information mapping for addressing CcihCcibs data mapping
0	(0)	CHARACTER	32		Reserved
32	(20)	CHARACTER	1	CCIHCCIBSDATA(0)	Beginning of data fields
32	(20)	CHARACTER	1	CCIHCOSTATSLISTEND(0)	End of CcihCoStatsList
32	(20)	X'20'	0	CCIHCOSTATSLIST_LEN	"*-CCIHCOSTATSLIST"

Table 363. Structure CCIHCOUNTS

Offset Dec	Offset Hex	Type	Len	Name (Dim)	Description
0	(0)	STRUCTURE	0	CCIHCOUNTS	Map the castout class count fields.
0	(0)	SIGNED	4	CCIHCOUNTSCASTOUTCLASSCOUNT	Castout class count of data elements.
0	(0)	X'4'	0	CCIHCOUNTS_LEN	"*-CCIHCOUNTS"

Table 364. Structure CCIHCCIBS

Offset Dec	Offset Hex	Type	Len	Name (Dim)	Description
0	(0)	STRUCTURE	0	CCIHCCIBS	
0	(0)	CHARACTER	32	CCIHCCIB(0)	
0	(0)	SIGNED	4	CCIHCCIBCOUNT	Castout class count of data elements
4	(4)	CHARACTER	4		
8	(8)	CHARACTER	8	CCIHCCIBUSERDATA	For a structure allocated with a UDF (user data field) order queue for each castout class, this field contains the user data of the first entry on the UDF order queue. For a structure allocated without a UDF order queue, this field contains the user data of the first entry on the castout class queue.
16	(10)	CHARACTER	16		
16	(10)	X'20'	0	CCIHCCIBS_LEN	"*-CCIHCCIBS"

Table 365. Cross Reference for IXLYCCIH

Name	Offset	Hex	Tag
CCIH	0		
CCIH_LEN	4		4
CCIHCCIB	0		
CCIHCCIBCOUNT	0		
CCIHCCIBS	0		
CCIHCCIBS_LEN	10		20
CCIHCCIBSDATA	20		
CCIHCCIBUSERDATA	8		
CCIHCOCLASSBEG	0		
CCIHCOCLASSEND	2		
CCIHCOSTATSLIST	0		
CCIHCOSTATSLIST_LEN	20		20
CCIHCOSTATSLISTEND	20		
CCIHCOUNTS	0		
CCIHCOUNTS_LEN	0		4
CCIHCOUNTSCASTOUTCLASSCOUNT	0		
CCIHCOUNTSDATA	4		
CCIHEND	4		

## IXLYCEPL information

### IXLYCEPL programming interface information

IXLYCEPL is a programming interface.

### IXLYCEPL heading information

**Common name:** Contention Exit Parameter List



**Macro ID:** IXLYCEPL

**DSECT name:** CEPL CEPLNT

**Owning component:** Cross System Extended Services (SCIXL)

**Eye-catcher ID:** NONE

**Storage attributes:** Subpool: 205  
Key: Key 0  
Residency: Above 16 MB in virtual storage.

**Size:** 88 bytes + 420\*CEPLENT# + length of resource name  
CEPL -- X'0058' bytes  
CEPLENT -- X'01A4' bytes

**Created by:** IXLRQCEI

**Pointed to by:** First word in parameter list provided to contention exit

**Serialization:** None required

**Function:** Maps parameter list to contention exit interface to connected user.

## IXLYCEPL mapping

Table 366. Structure CEPL

Offset Dec	Offset Hex	Type	Len	Name (Dim)	Description
0	(0)	STRUCTURE	0	CEPL	Contention exit parameter list
0	(0)	CHARACTER	16	CEPLCONTOKEN	Connect token identifying the connected user who has been chosen by XES to manage this instance of resource contention (i.e. the connector whose contention exit is executing)
16	(10)	CHARACTER	8	CEPLCONDATA	Connect-time data of the connector whose contention exit is driven. This field is user defined data provided as input to IXLCONN.
24	(18)	ADDRESS	4	CEPLRNAME@	Name of the Resource for which the Contention exit is executing. Please note, the Resource Name along with the Hash Value serves to fully qualify an IXLLOCK Resource
28	(1C)	SIGNED	4	CEPLRNAMELEN	Length of Resource Name
32	(20)	SIGNED	4	CEPLHASHVAL	Hash value of the Resource for which the Contention Exit is executing. Please note, the Hash Value along with the Resource Name fully qualifies an IXLLOCK Resource
36	(24)	CHARACTER	32	CEPLWORK	Contention Exit Work area. Please note, this area is initialized to zero upon the first entry to the Contention Exit. Any updates will persist between invocations of the exit until this instance of Contention management has ceased.
68	(44)	ADDRESS	4	CEPLNEW@	Address of the entry on the Resource Request queue for a new, pending request that has not been previously presented to the exit. This field is only valid when a new request is present on the queue (i.e. CEPLNEW#=1). The new entry is mapped by CEPLNT

Table 366. Structure CEPL (continued)

Offset Dec	Offset Hex	Type	Len	Name(Dim)	Description
72	(48)	BITSTRING	2	CEPLFLAGS(0)	Informational Flags
72	(48)	BITSTRING	1	CEPLREASONFLAGS(0)	Flags indicating the Reason for which the exit has been given control
		1... ....		CEPLRECOVERY	"X'80'" Recovery scenario.This flag will be set to ON on the initial invocation of the exit when contention management responsibilities have been assigned due to the connector who was previously assigned these duties having failed or disconnected. This flag will also be set ON when a connector with an interest in the resource (other than the contention manager) has failed or disconnected such that its entry has been removed
		.1.. ....		CEPLNOTIFYRESPONSE	"X'40'" Contention Exit is being invoked to present the results of executing Notify Exits of selected resource owners as requested by the previous invocation of this exit. No new requests will be present on the resource request queue when the exit is being driven for this.
		..1. ....		CEPLGRANTFAILED	"X'20'" XES was unable to grant one or more requests as instructed by the previous invocation of this exit. The resource request queue is updated to reflect the results of the failing requests(s). If a failed request was an attempt to obtain ownership of a resource (i.e. failed IXLLOCK REQUEST(OBTAIN)), the resultant request queue will not contain an entry for the failed request. Any requests to execute the Notify exits of resource owners during the previous invocation of this exit will have been cancelled as a result of the failed attempt to grant a request. No New requests will be present during this invocation of the exit

Table 366. Structure CEPL (continued)

Offset Dec	Offset Hex	Type	Len	Name(Dim)	Description
		...1 ....		CEPLRESTARTAFTERDEFER	"X'10'" This flag is ON during the initial invocation of the contention exit after it has been deferred for rebuild processing (i.e. the exit has been restarted after rebuild). Please see the documentation for contention exit return code Ix1RcContExitRebuildDefer in mapping macro IXLYCON for more details on deferring a contention exit during rebuild processing. Please note, the content of the Contention Exit Parameter list during this invocation of the exit will be identical to the Contention Exit parameter list that was presented to the previous invocation of the exit (i.e. the invocation which requested that processing be deferred) with the following exceptions... (1) Any work area updates that were made during the previous invocation of the exit will have been preserved (2) A connector whose interest in this resource was reflected on the resource request queue during the previous invocation of the exit may no longer be represented due to recovery processing (i.e. the connector failed or disconnected and cleanup has occurred). Note, the CeplRecovery flag will be ON if cleanup has occurred.
73	(49)	BITSTRING	1	CEPLMISCFLAGS(0)	Miscellaneous informational flags
		1... ....		CEPLREBUILD	"X'80'" Resource in contention is for the new structure during the rebuild process.
		.1... ....		CEPLREBUILDORIG	"X'40'" Resource in contention is for the original structure during the rebuild process.
74	(4A)	SIGNED	2	CEPLNEW#	Number of new requests present on the resource request queue. The resource request queue will contain at most one new request during any invocation of the exit. When this value is one, the new entry is pointed to by CeplNew
76	(4C)	ADDRESS	4	CEPLENT@	Address of the first entry on the resource request queue. Each entry is mapped by CEPLENT and contains a pointer to any subsequent entries. This field could possibly contain the same value as the CeplNew
80	(50)	SIGNED	4	CEPLENT#	Number of entries on the resource request queue. Please note, this value could potentially be zero.
84	(54)	SIGNED	4	CEPLRETCODE	Contention exit return code. Values are defined in IXLYCON.
84	(54)	X'58'	0	CEPL_LEN	"*-CEPL"

Table 367. Structure CEPLNT

Offset Dec	Offset Hex	Type	Len	Name(Dim)	Description
0	(0)	STRUCTURE	0	CEPLNT	Mapping of Resource Request queue elements
0	(0)	ADDRESS	4	CEPLENEXT	Output field indicating the address of next CEPLNT. This field will be zero if this is the last element

Table 367. Structure CEPLNT (continued)

Offset Dec	Offset Hex	Type	Len	Name(Dim)	Description
4	(4)	CHARACTER	4	CEPLECONVERSION	Output field indicating the Version Number of the connector whose interest in the resource for which the exit is being driven is reflected by this entry.
8	(8)	CHARACTER	5		Reserved
13	(D)	BITSTRING	1	CEPLECONID	Output field indicating the Connector ID of the connector whose interest in the resource for which the exit is being driven is reflected by this entry
14	(E)	CHARACTER	6		Reserved
20	(14)	CHARACTER	16	CEPLECONNAME	Output field indicating the Connect name of the connector whose interest in the resource for which the exit is being driven is reflected by this entry
36	(24)	CHARACTER	16		Reserved
52	(34)	CHARACTER	32	CEPLEWORK	Entry Work area. Input/Output field which is initialized to zero upon first presentation to the exit. This workarea is shared between this exit and the Notify exit of the connector represented by this entry. Specifically, if this exit requests that the Notify exit of the connector represented by this entry be executed (i.e. CephleNotify=ON), the NEPLWork field will be initialized to the value of this field. Similarly, any updates made to the NEPLWork field by the Notify exit will be communicated to the Contention Exit via this field
84	(54)	CHARACTER	4	CEPLEFLAGS(0)	
84	(54)	BITSTRING	1	CEPLESTATUSFLAGS(0)	Output flags representing this connector's interest in the specified resource. The condition indicated by the flags within this field are NOT mutually exclusive and as such may be set to ON singularly or in combination
		1... ....		CEPLEOWNED	"X'80'" Set to ON if the connector represented by this entry is an owner of the resource for which the Contention exit is being executed
		.1... ....		CEPLEPENDING	"X'40'" Set to ON if the entry contains information for a pending request. Specific information regarding the pending request is available in the CephleReq field.
85	(55)	BITSTRING	1	CEPLEACTIONFLAGS(0)	Input flag bits indicating what actions,if any, should be taken against the resource/request. Please note, the CephleGrant, CephleDeny, and CephleRegrant flags are mutually exclusive. If more than one of these mutually exclusive flags is specified, the first encountered in the bit string will take precedence (e.g., if CephleGrant and CephleDeny are both ON, XES will process it as a request to grant).
		1... ....		CEPLEGRANT	"X'80'" Grant this pending request with the attributes reflected in the CephleGrt fields. If this field is set and this entry does NOT represent a pending request (i.e. CephlePending = OFF), this entry will be ignored.

Table 367. Structure CEPLNT (continued)

Offset Dec	Offset Hex	Type	Len	Name(Dim)	Description
		.1.. ....		CEPLEDENTY	"X'40'" Deny this pending request. The value of the CopleGudata field will be presented to the requestor via the appropriate means as part of request completion. This ability to "Deny with Updated User Data" could potentially allow informational data, such as why the request was denied, to be transported to the requestor. The values of the CopleGState and CopleGRdata are ignored when this option is used. If this field is set and this entry does NOT represent a pending request (i.e. CoplePending = OFF), this entry will be ignored.
		..1. ....		CEPLEREGRANT	"X'20'" Regrant the resource with the State and User data that are reflected in the appropriate CopleGrt fields. The current value of the Record data may not be changed via the regrant function and, as such, the value of the CopleGRData field is ignored when this option is specified. If this field is set and this entry does NOT represent an owned resource (i.e. CopleOwned = OFF), this entry will be ignored.
		...1 ....		CEPLENOTIFY	"X'10'" Execute the Notify Exit of the resource owner who is reflected by this entry. If this field is specified and this entry does NOT represent an owned resource (i.e. CopleOwned = OFF), this entry will be ignored.
86	(56)	CHARACTER	2		Reserved
88	(58)	CHARACTER	200	CEPLEHELDREQ(0)	Held/Requested Info
88	(58)	CHARACTER	68	CEPLEHELD(0)	Ownership information. The ownership information is only valid if this entry represents an owned resource as indicated by the CopleOwned flag being ON
88	(58)	BITSTRING	1	CEPLEHSTATE	Output field indicating the State in which the connector whose interest is reflected by this entry currently owns the specified resource. Valid values for this field are provided via constants in the IXLCON macro in the form of IXLSTATE....
89	(59)	CHARACTER	64	CEPLEHUDATA	Output field indicating the User data associated with the owned resource
153	(99)	CHARACTER	3		Reserved
156	(9C)	CHARACTER	132	CEPLEREQ(0)	Pending Request information
156	(9C)	BITSTRING	1	CEPLERSTATE	Output field indicating the State in which the connector whose interest is reflected by this entry desires to own the specified resource. Valid values for this field are provided via constants in the IXLCON macro in the form of IXLSTATExxxx. If this entry does not represent a pending request (CoplePending=OFF) this area will be initialized to the value of CopleHState.

Table 367. Structure CEPLNT (continued)

Offset Dec	Offset Hex	Type	Len	Name(Dim)	Description
157	(9D)	CHARACTER	64	CEPLERUDATA	Output field indicating the User Data value in which the connector whose interest is reflected by this entry desires to have associated with the specified resource. If this entry does not represent a pending request (CepLePending=OFF) this area will be initialized to the value of CepLeHUData.
221	(DD)	CHARACTER	3		Reserved
224	(E0)	CHARACTER	64	CEPLERRDATA	Output area indicating the value that was specified via the RDATAVAL field on the pending IXLLOCK request. If this entry does not represent a pending request (CepLePending=OFF) or it represents an IXLLOCK request for which an RDATAVAL specification is not valid then this area will be initialized to zero.
288	(120)	CHARACTER	132	CEPLEGRT(0)	Grant/ReGrant input area. When CepLeGrant=ON indicates state, user data and record data values in which to grant the request. When CepLeReGrant=ON indicates state and user data values in which to regrant the request. Record data may not be updated for a regrant and is ignored when specified. This field will be initialized to CepLeReq in all invocations of the Contention exit with the following exception: (1) On a response from Notify exits, the CepLeGrt field will have the same contents as on the previous invocation of the Contention Exit. That is, within any instance of a contention exit communicating with the Notify Exit, the CepLeGrt field will persist
288	(120)	BITSTRING	1	CEPLEGSTATE	Granted ownership state, Constants in IXLYCON
289	(121)	CHARACTER	64	CEPLEGUDATA	Granted user data
353	(161)	CHARACTER	3		Reserved
356	(164)	CHARACTER	64	CEPLEGRDATA	Granted Record Data
356	(164)	X'1A4'	0	CEPLNT_LEN	"*-CEPLNT"

Table 368. Cross Reference for IXLYCEPL

Name	Offset	Hex Tag
CEPL	0	
CEPL_LEN	54	58
CEPLCONDATA	10	
CEPLCONTOKEN	0	
CEPLEACTIONFLAGS	55	
CEPLECONID	D	
CEPLECONNAME	14	
CEPLECONVERSION	4	
CEPLEDENY	55	40
CEPLEFLAGS	54	

Table 368. Cross Reference for IXLYCEPL (continued)

Name	Offset	Hex Tag
CEPLEGRANT	55	80
CEPLEGRDATA	164	
CEPLEGRT	120	
CEPLEGSTATE	120	
CEPLEGUDATA	121	
CEPLEHELD	58	
CEPLEHELDREQ	58	
CEPLEHSTATE	58	
CEPLEHUDATA	59	
CEPLENEXT	0	
CEPLENOTIFY	55	10
CEPLENT	0	
CEPLENT_LEN	164	1A4
CEPLENT#	50	
CEPLENT@	4C	
CEPLEOWNED	54	80
CEPLEPENDING	54	40
CEPLEREGRANT	55	20
CEPLEREQ	9C	
CEPLERRDATA	E0	
CEPLERSTATE	9C	
CEPLERUDATA	9D	
CEPLESTATUSFLAGS	54	
CEPLEWORK	34	
CEPLFLAGS	48	
CEPLGRANTFAILED	48	20
CEPLHASHVAL	20	
CEPLMISCFLAGS	49	
CEPLNEW#	4A	
CEPLNEW@	44	
CEPLNOTIFYRESPONSE	48	40
CEPLREASONFLAGS	48	
CEPLREBUILD	49	80
CEPLREBUILDORIG	49	40
CEPLRECOVERY	48	80
CEPLRESTARTAFTERDEFER	48	10
CEPLRETCODE	54	
CEPLRNAME@	18	
CEPLRNAMELEN	1C	

Table 368. Cross Reference for IXLYCEPL (continued)

Name	Offset	Hex Tag
CEPLWORK	24	

## IXLYCFSE information

### IXLYCFSE programming interface information

IXLYCFSE is a programming interface.

### IXLYCFSE heading information

<b>Common name:</b>	Coupling Facility Sender Event Notification Parameter List
<b>Macro ID:</b>	IXLYCFSE
<b>DSECT name:</b>	IXLYCFSE
<b>Owning component:</b>	Cross System Extended Services (SCIXL)
<b>Eye-catcher ID:</b>	CFSE Offset: 0 Length: 4 bytes
<b>Storage attributes:</b>	Subpool: DREF SQA Key: 0
<b>Size:</b>	IXLYCFSE -- X'0040' bytes
<b>Created by:</b>	IXLE1SCH
<b>Pointed to by:</b>	On entry to the ENF listen exit, register 1 points to a word which contains the address of the IXLYCFSE data area
<b>Serialization:</b>	Serialized by the ENF component
<b>Function:</b>	Mapping of parameter list passed to routines listening for ENF44 to communicate XES device changes

### IXLYCFSE mapping

Table 369. Structure IXLYCFSE

Offset Dec	Offset Hex	Type	Len	Name (Dim)	Description
0	(0)	STRUCTURE	0	IXLYCFSE	XES Event Notification Parameter List
0	(0)	CHARACTER	4	IXLYCFSEACRONYM	Eyecatcher C'ENF '
4	(4)	CHARACTER	5	IXLYCFSECOMPONENT	Component acronym
9	(9)	CHARACTER	3		Unused
12	(C)	CHARACTER	4		Unused
16	(10)	CHARACTER	4	IXLYCFSETYPE	Type of change that occurred to the device
20	(14)	SIGNED	2	IXLYCFSESUBCHANNEL	Subchannel number
22	(16)	SIGNED	2	IXLYCFSEDEVIC	Device number
24	(18)	CHARACTER	40		Unused



Table 369. Structure IXLYCFSE (continued)

Offset Dec	Offset Hex	Type	Len	Name (Dim)	Description
TYPE codes					
24	(18)	X'D7C940'	0	IXLYCFSETYPEIPI	"C'IPI '"
24	(18)	X'D7D440'	0	IXLYCFSETYPEIPM	"C'IPM '"
Eyecatcher					
24	(18)	X'C6E2C5'	0	IXLYCFSEEEYECATCHER	"C'CFSE'" Eyecatcher
24	(18)	X'40'	0	IXLYCFSE_LEN	"*-IXLYCFSE"

Table 370. Cross Reference for IXLYCFSE

Name	Offset	Hex	Tag
IXLYCFSE	0		
IXLYCFSE_LEN	18		40
IXLYCFSEACRONYM	0		
IXLYCFSECOMPONENT	4		
IXLYCFSEDEVIC	16		
IXLYCFSEEEYECATCHER	18	C6E2C5	
IXLYCFSESUBCHANNEL	14		
IXLYCFSETYPE	10		
IXLYCFSETYPEIPI	18	D7C940	
IXLYCFSETYPEIPM	18	D7D440	

## IXLYCMPL information

### IXLYCMPL programming interface information

IXLYCMPL is a programming interface.

### IXLYCMPL heading information

<b>Common name:</b>	Complete Exit Parameter List
<b>Macro ID:</b>	IXLYCMPL
<b>DSECT name:</b>	CMPL CMPLLCSECTION CMPLLOCKSECTION CMPLLOCKSECTION1
<b>Owning component:</b>	Cross System Extended Services (SCIXL)
<b>Eye-catcher ID:</b>	NONE
<b>Storage attributes:</b>	Subpool: 205 Key: Key 0 Residency: Above 16 MB in virtual storage.
<b>Size:</b>	248 (X'00F8') bytes for Lock, 96 (x'0060') bytes for List CMPL -- X'0040' bytes CMPLLCSECTION -- X'0020' bytes CMPLLOCKSECTION -- x'00B8' bytes CMPLLOCKSECTION1 -- x'0178' bytes

**Created by:** IXLRQCMP for locking requests  
IXLRQLCX for serialized list requests

**Pointed to by:** First word in parameter list provided to complete exit.

**Serialization:** None required

**Function:** Maps parameter list to the Complete Exit interface to XES connected users.

## IXLYCMPL mapping

Table 371. Structure CMPL

Offset Dec	Offset Hex	Type	Len	Name(Dim)	Description
0	(0)	STRUCTURE	0	CMPL	Complete exit parameter list
0	(0)	CHARACTER	16	CMPLCONTOKEN	Connect token
16	(10)	CHARACTER	8	CMPLCONDATA	Connect-time data
24	(18)	CHARACTER	16	CMPLCONNAME	Connect name as specified by connector
40	(28)	BITSTRING	1	CMPLTYPE(0)	Request type that resulted in complete exit being called
		1... ....		CMPLLOCK	"X'80'" IXLLLOCK request or contention exit specified regrant
		.1.. ....		CMPLLIST	"X'40'" IXLLIST request
		..1. ....		CMPLCACHE	"X'20'" IXLCACHE request
41	(29)	BITSTRING	1	CMPLFLAGS(0)	Flags
		1... ....		CMPLREBUILD	"X'80'" On => Event reported for new structure during the rebuild process. Off => structure not in rebuild, or event reported for the original structure during rebuild.
42	(2A)	CHARACTER	2		Reserved
44	(2C)	SIGNED	4	CMPLRETCODE	Return code. Values are defined in IXLYCON.
48	(30)	SIGNED	4	CMPLRSNCODE	Reason code. Values are defined in IXLYCON.
52	(34)	CHARACTER	12		Reserved
64	(40)	CHARACTER	1	CMPLEND(0)	Data related to the request is mapped below by CmplLockSection for lock structure requests and CmplLCSection for list and cache structure requests
64	(40)	X'40'	0	CMPL_LEN	"*-CMPL"
Cmpl Lock Section					
64	(40)	BITSTRING	1	CMPLLOCKSECTION(0)	
64	(40)	CHARACTER	8	CMPLLOCKDATA	Lock time data. This value may be specified via the LOCKDATA keyword on an IXLLLOCK request to obtain a resource. If specified, the value will be returned for completion of that event, as well as, for the completion of any subsequent (i.e. Alters, Releases, Regrant) updates to the resource
72	(48)	ADDRESS	4	CMPLRNAME@	Address of resource name
76	(4C)	SIGNED	4	CMPLRNAMELEN	Length of resource name
80	(50)	SIGNED	4	CMPLHASHVAL	Hash value

Table 371. Structure CMPL (continued)

Offset Dec	Offset Hex	Type	Len	Name(Dim)	Description
84	(54)	BITSTRING	1	CMPLVENT	Type of Event that is being reported (See IXLSEV... constants in macro IXLYCON for valid values)
85	(55)	BITSTRING	1	CMPLRDATINFO(0)	Flags providing information regarding the record data options specified on the original requests, as well as, an indicator of which related record data fields are valid for this request type
		1... ....		CMPLNORDATA	"X'80'" Bit Indicating that no record data operation was requested. This bit will be ON when reporting completion of an IXLLOCK REQUEST(OBTAIN) RDATA(NORDATA),IXLLOCK REQUEST(ALTER) RDATA(UNCHANGED), or a Regrant by the contention exit in which record data updates are not allowed
		.1.. ....		CMPLRDATWRITE	"X'40'" Bit indicating that a record data entry was requested to be created or updated. This bit will be ON when reporting completion of an IXLLOCK REQUEST(OBTAIN) RDATA(WRITE) or REQUEST(ALTER) RDATA(WRITE). The contents of the CmplRdata, CmplRtEntryId, and CmplRtEntryCount fields are valid when this field is set to ON
		..1. ....		CMPLRDATDELETE	"X'20'" Bit indicating that a record data entry was requested to be deleted. This bit will be ON when reporting completion of an IXLLOCK REQUEST(ALTER) RDATA(DELETE) or REQUEST(RELEASE) RDATA(DELETE)
		...1 ....		CMPLRDATKEEP	"X'10'" Bit indicating that a record data entry was requested to be kept. This bit will be ON when reporting completion of an IXLLOCK REQUEST(RELEASE) RDATA(KEEP) UPDATERDATA(NO)
		.... 1...		CMPLRDATKEEPANDUPDATE	"X'08'" Bit indicating that a record data entry was requested to be kept and updated. This bit will be ON when reporting completion of an IXLLOCK REQUEST(RELEASE) RDATA(KEEP) UPDATERDATA(YES). The content of the CmplRdata field is valid when this field is set to ON
		.... .1..		CMPLRDATAREACQUIRE	"X'04'" Bit indicating that a record data entry was requested to be Reacquired. This bit will be ON when reporting completion of an IXLLOCK REQUEST(OBTAIN) RDATA(REACQUIRE) UPDATERDATA(NO)
		.... ..1.		CMPLRDATAREACQUIREANDUPDATE	"X'02'" Bit indicating that a record data entry was requested to be Reacquired and Updated. This bit will be ON when reporting completion of an IXLLOCK REQUEST(OBTAIN) RDATA(REACQUIRE) UPDATERDATA(YES). The content of the CmplRdata field is valid when this field is set to ON
86	(56)	BITSTRING	1	CMPLLOCKFLAGS(0)	Miscellaneous Flags

Table 371. Structure CMPL (continued)

Offset Dec	Offset Hex	Type	Len	Name(Dim)	Description
		1... ....		CMPLREQHADCONTENTION	"X'80'" On - request encountered either real or false contention. Real contention encountered when CmplFalseContention is Off. False contention encountered when CmplFalseContention is also On.
		.1... ....		CMPLFALSECONTENTION	"X'40'" On - request encountered false contention. Off - request did not encounter false contention. Only meaningful when CmplReqHadContention is also On.
87	(57)	CHARACTER	65	CMPLSU(0)	State, userdata
87	(57)	BITSTRING	1	CMPLSTATE	Ownership state when return code implies a successful update. Otherwise, requested state.
88	(58)	CHARACTER	64	CMPLUDATA	Userdata associated with the owned resource when the return code implies a successful update. Otherwise, this field contains the requested userdata including any updates made by the contention exit
152	(98)	CHARACTER	64	CMPLRDATA	Value that was written to a Coupling Facility record data entry when return code indicates a successful request. Otherwise, this field contains the value requested on the IXLLOCK request plus any updates made by the contention exit. Please note, the Content of this field is only valid if one of the following bits is ON: CmplRdataWrite, CmplRdataReacquireAndUpdate, CmplRdataKeepAndUpdate
216	(D8)	CHARACTER	12	CMPLRENTRYID	Record Data Entry Identifier of the record data entry that was created or updated when return code indicates a successful request. This field is only valid if the CmplRdataWrite bit is ON
228	(E4)	SIGNED	4	CMPLRENTRYCOUNT	Indicates the number of record table elements that are currently in use for this Lock Structure when return code indicates a successful update. This field is only valid if the CmplRdataWrite bit is ON
232	(E8)	SIGNED	2	CMPLLOCKSECTIONVER	Version number of the lock section data. Use the CmplLockSection mapping when the version number is CmplLockVer0. Use the CmplLockSection1 mapping when the version number is CmplLockVer1.
234	(EA)	SIGNED	2	CMPLLOCKSECTIONLEN	Length of the lock section data. Valid only when CmplLockSectionVer is equal to or greater than CmplLockVer1.
236	(EC)	CHARACTER	12		Reserved
236	(EC)	X'B8'	0	CMPLLOCKSECTION_LEN	"*-CMPLLOCKSECTION"
Cmpl Lock Section 1					
64	(40)	BITSTRING	1	CMPLLOCKSECTION1(0)	
64	(40)	CHARACTER	184		Mapped by CmplLockSection

Table 371. Structure CMPL (continued)

Offset Dec	Offset Hex	Type	Len	Name (Dim)	Description
248	(F8)	CHARACTER	16	CMPL1ADUPREQSEQNUM	Asynchronous duplexing request sequence number assigned to the request if one was generated. Otherwise this field contains zero. See the ADupReqSeqNum keyword on the IXLLOCK macro for more information.
264	(108)	CHARACTER	176		Reserved
264	(108)	X'178'	0	CMPLLOCKSECTION1_LEN	"*-CMPLLOCKSECTION1"
Cmpl List/Cache Section					
64	(40)	BITSTRING	1	CMPLLCSECTION(0)	
64	(40)	CHARACTER	8	CMPLREQDATA	Request-time user data
72	(48)	CHARACTER	8	CMPLANSAREAINFO(0)	
72	(48)	SIGNED	4	CMPLANSAREAALET	Answer area ALET for this request
76	(4C)	ADDRESS	4	CMPLANSAREA@	Answer area address for this request
80	(50)	CHARACTER	16		Reserved
80	(50)	X'60'	0	CMPLLCLEN	"96"
80	(50)	X'F8'	0	CMPLLOCKLEN	"248"
80	(50)	X'1B8'	0	CMPLLOCKLEN1	"440"
80	(50)	X'0'	0	CMPLLOCKVER0	"0" Version 0
80	(50)	X'1'	0	CMPLLOCKVER1	"1" Version 1
80	(50)	X'20'	0	CMPLLCSECTION_LEN	"*-CMPLLCSECTION"

Table 372. Cross Reference for IXLYCMPL

Name	Offset	Hex Tag
CMPL	0	
CMPL_LEN	40	40
CMPLANSAREA@	4C	
CMPLANSAREAALET	48	
CMPLANSAREAINFO	48	
CMPLCACHE	28	20
CMPLCONDATA	10	
CMPLCONNAME	18	
CMPLCONTOKEN	0	
CMPLEND	40	
CMPL EVENT	54	
CMPLFALSECONTENTION	56	40
CMPLFLAGS	29	
CMPLHASHVAL	50	
CMPLLCLEN	50	60
CMPLLCSECTION	40	
CMPLLCSECTION_LEN	50	20
CMPLLIST	28	40
CMPLLOCK	28	80

Table 372. Cross Reference for IXLYCMPL (continued)

Name	Offset	Hex Tag
CMPLLOCKDATA	40	
CMPLLOCKFLAGS	56	
CMPLLOCKLEN	50	F8
CMPLLOCKLEN1	50	1B8
CMPLLOCKSECTION	40	
CMPLLOCKSECTION_LEN	EC	B8
CMPLLOCKSECTIONLEN	EA	
CMPLLOCKSECTIONVER	E8	
CMPLLOCKSECTION1	40	
CMPLLOCKSECTION1_LEN	108	178
CMPLLOCKVER0	50	0
CMPLLOCKVER1	50	1
CMPLNORDATA	55	80
CMPLRDATA	98	
CMPLRDATADELETE	55	20
CMPLRDATAINFO	55	
CMPLRDATAKEEP	55	10
CMPLRDATAKEEPANDUPDATE	55	8
CMPLRDATAAREACQUIRE	55	4
CMPLRDATAAREACQUIREANDUPDATE	55	2
CMPLRDATAWRITE	55	40
CMPLREBUILD	29	80
CMPLREQDATA	40	
CMPLREQHADCONTENTION	56	80
CMPLRETCODE	2C	
CMPLRNAME@	48	
CMPLRNAMELEN	4C	
CMPLRSNCODE	30	
CMPLRTENTRYCOUNT	E4	
CMPLRTENTRYID	D8	
CMPLSTATE	57	
CMPLSU	57	
CMPLTYPE	28	
CMPLUDATA	58	
CMPL1ADUPREQSEQNUM	F8	

## IXLYCOMP information

### IXLYCOMP programming interface information

IXLYCOMP is a programming interface.

### IXLYCOMP heading information

<b>Common name:</b>	CF Dumping Compdata Record Format Mappings
<b>Macro ID:</b>	IXLYCOMP
<b>DSECT name:</b>	CompdataName CompIndex CompStrTrl CompStrHdr CompStrObjMapIndex CompStrObjMap CompHashTableHdr CompHashTable CompHashElem CompEntryCntl
<b>Owning component:</b>	Cross System Extended Services (SCIXL)
<b>Eye-catcher ID:</b>	None
<b>Storage attributes:</b>	Subpool: User Defined Key: User Defined Residency: User Defined
<b>Size:</b>	COMPDATANAME -- X'0008' bytes COMPINDEX -- X'0100' bytes COMPSTRTRL -- X'1000' bytes COMPSTRHDR -- X'0008' bytes COMPSTROBJMAPINDEX -- X'005C' bytes COMPSTROBJMAP -- X'0018' bytes COMPHASHTABLEHDR -- X'0008' bytes COMPHASHSLOTARRAY -- X'0004' bytes COMPHASHELEM -- X'0018' bytes COMPENTRYCNTL -- X'0018' bytes
<b>Created by:</b>	User
<b>Pointed to by:</b>	User
<b>Serialization:</b>	None Required
<b>Function:</b>	<p>This macro is used to map the dump of CF structure data written to and accessed from the dump dataset. The dump dataset is organized into several compdata spaces. Each compdata space contains a specific type of data.</p> <p>NOTE: All of the records in the compdata spaces start at address hex 1000. The first page of all compdata spaces are not used</p> <p>NOTE: To interpret the dump reason code, include the IXLYSTRC mapping in your program.</p>

### IXLYCOMP mapping

Table 373. Structure COMPDATANAME

Offset Dec	Offset Hex	Type	Len	Name (Dim)	Description
0	(0)	STRUCTURE	0	COMPDATANAME	
0	(0)	CHARACTER	3	COMPDATANAMECOMPONENT	Indicates the component prefix
3	(3)	CHARACTER	2	COMPDATASPACE NUMBER	Nth compdata space of a specific type. The first compdata space should be numbered 00.
5	(5)	CHARACTER	2	COMPDATANAMESTRNUM	Nth structure dumped

Table 373. Structure COMPDATANAME (continued)

Offset Dec	Offset Hex	Type	Len	Name (Dim)	Description
7	(7)	CHARACTER	1	COMPDATANAMETYPE	Type of compdata record
7	(7)	X'8'	0	KCOMPDATANAME_LEN	"8" Length of CompDataName
Constants defined for use in the Compdata name					
7	(7)	X'C3C6C4'	0	COMPDATACOMPONENT	"C'CFD'" Used to fill in the component section of the compdata name
7	(7)	X'E2'	0	COMPDATATYPEESTR	"C'S'" Structure type compdata
7	(7)	X'C6C4F0'	0	COMPDATATYPEINDEX_0T03	"C'CFD0'" This is the first 4-byte segment of an 8-byte constant. Name of the master index in the dump
7	(7)	X'F0F0C9'	0	COMPDATATYPEINDEX_4T07	"C'000I'" This is the second 4-byte segment of an 8-byte constant. Name of the master index in the dump
7	(7)	X'D6'	0	COMPDATATYPEOBJ	"C'O'" Object header type compdata
7	(7)	X'C8'	0	COMPDATATYPEHASH	"C'H'" Hash table type compdata
7	(7)	X'C3'	0	COMPDATATYPEENTRYCNTL	"C'C'" Entry control information type compdata
7	(7)	X'C4'	0	COMPDATATYPEENTRYDATA	"C'D'" Entry data type compdata
7	(7)	X'C1'	0	COMPDATATYPEADJ	"C'A'" Adjunct data type compdata
7	(7)	X'D3'	0	COMPDATATYPELOCK	"C'L'" Lock table type compdata "
7	(7)	X'E4'	0	COMPDATATYPEUSER	"C'U'" User control type compdata
7	(7)	X'C5'	0	COMPDATATYPEEMC	"C'E'" Event monitor control type compdata
7	(7)	X'D8'	0	COMPDATATYPEEVENTQ	"C'Q'" Event queue control type compdata
7	(7)	X'8'	0	COMPDATANAME_LEN	"*-COMPDATANAME"

Table 374. Structure COMPINDEX

Offset Dec	Offset Hex	Type	Len	Name (Dim)	Description
0	(0)	STRUCTURE	0	COMPINDEX	There will be one CompIndex type entry in the master index compdata space for every structure in the dump
0	(0)	CHARACTER	16	COMPINDEXSTRNAME	Name of the structure
16	(10)	SIGNED	2	COMPINDEXSTRDUMPID	Structure Dump ID
18	(12)	CHARACTER	2		Reserved
20	(14)	CHARACTER	16	COMPINDEXCONNAME	Conname used in requesting the dump
36	(24)	BITSTRING	1	COMPINDEXSTRTYPE	Structure type
37	(25)	BITSTRING	1	COMPINDEXUIDL	User identifier limit (UIDL) used to determine the size of the list number controls for a list structure. This field will be 0 for a cache structure
38	(26)	CHARACTER	2	COMPINDEXSTR#EBCDIC(0)	Structure number in EBCDIC
38	(26)	CHARACTER	2	COMPINDEXSTRNUMEBDIC	Structure number in EBCDIC
40	(28)	CHARACTER	32	COMPINDEXHDWND	Node element descriptor
72	(48)	SIGNED	4	COMPINDEXLOCKTBLENTLEN	Length of the lock table entries associated with this structure
76	(4C)	ADDRESS	4	COMPINDEXSTRTRLPTR	Pointer to the structure trailer associated with this structure
80	(50)	SIGNED	4	COMPINDEXNODUMPRSN	Reason why the structure was not dumped - the no dump reason codes are defined in the IXLYSTRC mapping



Table 374. Structure COMPINDEX (continued)

Offset Dec	Offset Hex	Type	Len	Name (Dim)	Description
84	(54)	BITSTRING	1	COMPINDEXFLAGS(0)	Master index flags
		1... ....		COMPINDEXLASTSTR	"X'80'" Indicates that this is the last entry in the master index
		.1.. ....		COMPINDEXCONNOTFOUND	"X'40'" Indicates that the conname or contoken specified for a cache structure was not found in the policy
		..1. ....		COMPINDEXSTRINREBLD	"X'20'" Indicates that the the structure is in the process of rebuild
		...1 ....		COMPINDEXREBLDOLDSTR	"X'10'" Indicates that the structure information pertains to the OLD structure NOTE: Bit is only valid if the CompIndexStrInRebld bit is set
		.... 1...		COMPINDEXREBLDNEWSTR	"X'08'" Indicates that the structure information pertains to the NEW structure NOTE: Bit is only valid if the CompIndexStrInRebld bit is set
		.... .1..		COMPINDEXREBLDDUPLEXSTR	"X'04'" ON indicates the structure rebuild is a duplexing rebuild. OFF indicates the structure rebuild is a normal rebuild. NOTE: Bit is only valid if the CompIndexStrInRebld bit is set
		.... ..1.		COMPINDEXREBLDMETHODSTR	"X'02'" ON indicates the structure rebuild is system managed. OFF indicates the structure rebuild is user managed. NOTE: Bit is only valid if the CompIndexStrInRebld bit is set
		.... ...1		COMPINDEXSTRENCRYPTED	"X'01'" ON indicates that data in this structure instance is encrypted
85	(55)	CHARACTER	1		Reserved
86	(56)	SIGNED	2	COMPINDEXCONID	Connection ID
88	(58)	CHARACTER	8	COMPINDEXCFNAME	Facility name
96	(60)	CHARACTER	32	COMPINDEXINCIDENTTOKEN	Incident Token
128	(80)	SIGNED	4	COMPINDEXCFLEVEL	Coupling facility operational level of the facility in which the structure is allocated
132	(84)	CHARACTER	124		Reserved
132	(84)	X'100'	0	KCOMPINDEX_LEN	"256" Length of CompIndex
132	(84)	X'100'	0	COMPINDEX_LEN	"*-COMPINDEX"

Table 375. Structure COMPSTRTRL

Offset Dec	Offset Hex	Type	Len	Name (Dim)	Description
0	(0)	STRUCTURE	0	COMPSTRTRL	There will be a structure trailer for each structure that is dumped (unless the dump dataset fills or an I/O error occurs while the structure is being dumped)
0	(0)	SIGNED	4	COMPSTRTRLDUMPRSN	Reason for an incomplete dump of the structure - the dump reason codes are defined in the IXLSTRC mapping
4	(4)	SIGNED	4	COMPSTRTRLOBJIDINCOMPLETE	Object identifier of object that is incomplete
8	(8)	SIGNED	2	COMPSTRTRLDOTINCOMPLETE	Dumping object type of object that is incomplete
10	(A)	BITSTRING	1	COMPSTRTRLFLAGS(0)	Structure trailer flags

Table 375. Structure COMPSTRTRL (continued)

Offset Dec	Offset Hex	Type	Len	Name (Dim)	Description
		1... ....		COMPSTRTRLLOCKDUMPED	"X'80'" Indicates that some lock table entries were dumped for this structure
		.1.. ....		COMPSTRTRLUSERDUMPED	"X'40'" Indicates that some user controls were dumped for this structure
11	(B)	CHARACTER	21		Reserved
11	(B)	X'1000'	0	KCOMPSTRTRL_LEN	"4096" Length of CompStrTrl
4096	(1000)	X'1000'	0	COMPSTRTRL_LEN	"*-COMPSTRTRL"

Table 376. Structure COMPSTRHDR

Offset Dec	Offset Hex	Type	Len	Name (Dim)	Description
0	(0)	STRUCTURE	0	COMPSTRHDR	Header for the structure compdata space. There will be a header in each structure compdata space for a structure
0	(0)	ADDRESS	4	COMPSTRHDRDUMPHDR@(0)	Pointer to the dump header for a given structure
0	(0)	ADDRESS	4	COMPSTRHDRDUMPHDRPTR	Pointer to the dump header for a given structure
4	(4)	ADDRESS	4	COMPSTRHROBJMAPINDEX@(0)	Pointer to the object map index within the structure compdata space.
4	(4)	ADDRESS	4	COMPSTRHROBJMAPINDEXPTR	Pointer to the object map index within the structure compdata space.
4	(4)	X'8'	0	KCOMPSTRHDR_LEN	"8" Length of CompStrHdr
4	(4)	X'8'	0	COMPSTRHDR_LEN	"*-COMPSTRHDR"

Table 377. Structure COMPSTROBJMAPINDEX

Offset Dec	Offset Hex	Type	Len	Name (Dim)	Description
0	(0)	STRUCTURE	0	COMPSTROBJMAPINDEX	Index by object type in the object map.
0	(0)	CHARACTER	16	COMPSTROBJMAPIDXLISTINFO(0)	Information associated with list object map entries
0	(0)	ADDRESS	4	COMPSTROBJMAPIDXTYPELIST@(0)	Pointer to the beginning of the listnum type object map entries within the structure compdata space.
0	(0)	ADDRESS	4	COMPSTROBJMAPIDXTYPELISTPTR	Pointer to the beginning of the listnum type object map entries within the structure compdata space.
4	(4)	SIGNED	4	COMPSTROBJMAPIDXLISTMINOBJID	Minimum object identifier of the listnum object map entries
8	(8)	SIGNED	4	COMPSTROBJMAPIDXLISTMAXOBJID	Maximum object identifier of the listnum object map entries
12	(C)	SIGNED	4	COMPSTROBJMAPIDXTOTALNUMLST	Total number of list number object map entries in this compdata space
16	(10)	CHARACTER	16	COMPSTROBJMAPIDXSTGCINFO(0)	

Table 377. Structure COMPSTROBJMAPINDEX (continued)

Offset Dec	Offset Hex	Type	Len	Name (Dim)	Description
					Information associated with the storage class object map entries
16	(10)	ADDRESS	4	COMPSTROBJMAPIDXTYPESTGCLASS@(0)	Pointer to the beginning of the storage class type object map entries
16	(10)	ADDRESS	4	COMPSTROBJMAPIDXTYPESTGCLASSPTR	Pointer to the beginning of the storage class type object map entries
20	(14)	SIGNED	4	COMPSTROBJMAPIDXSTGCMINOBJID	Minimum object identifier of the storage class object map entries
24	(18)	SIGNED	4	COMPSTROBJMAPIDXSTGCMAXOBJID	Maximum object identifier of the storage class object map entries
28	(1C)	SIGNED	4	COMPSTROBJMAPIDXTOTALNUMSTG	Total number of Storage class object map entries in this compdata space
32	(20)	CHARACTER	16	COMPSTROBJMAPIDXCOCINFO(0)	Information associated with the castout class object map entries
32	(20)	ADDRESS	4	COMPSTROBJMAPIDXTYPECOCCLASS@(0)	Pointer to the beginning of the castout class type object map entries
32	(20)	ADDRESS	4	COMPSTROBJMAPIDXTYPECOCCLASSPTR	Pointer to the beginning of the castout class type object map entries
36	(24)	SIGNED	4	COMPSTROBJMAPIDXCOCMINOBJID	Minimum object identifier of the castout class object map entries
40	(28)	SIGNED	4	COMPSTROBJMAPIDXCOCMAXOBJID	Maximum object identifier of the castout class object map entries
44	(2C)	SIGNED	4	COMPSTROBJMAPIDXTOTALNUMCOC	Total number of castout class object map entries in this compdata space
48	(30)	ADDRESS	4	COMPSTROBJMAPIDXTYPELOCKTBL@(0)	Pointer to the lock table type object map entries
48	(30)	ADDRESS	4	COMPSTROBJMAPIDXTYPELOCKTBLPTR	Pointer to the lock table type object map entries
52	(34)	ADDRESS	4	COMPSTROBJMAPIDXTYPEUSER@(0)	Pointer to the user control type object map entries
52	(34)	ADDRESS	4	COMPSTROBJMAPIDXTYPEUSERPTR	Pointer to the user control type object map entries
56	(38)	CHARACTER	16	COMPSTROBJMAPIDXEVENTQINFO(0)	Information associated with event queue control object map entries
56	(38)	ADDRESS	4	COMPSTROBJMAPIDXTYPEEVENTQ@(0)	Pointer to the beginning of the event queue control type object map entries within the structure compdata space.

Table 377. Structure COMPSTROBJMAPINDEX (continued)

Offset Dec	Offset Hex	Type	Len	Name (Dim)	Description
56	(38)	ADDRESS	4	COMPSTROBJMAPIDXTYPEEVENTQPTR	Pointer to the beginning of the event queue control type object map entries within the structure compdata space.
60	(3C)	SIGNED	4	COMPSTROBJMAPIDXEVENTQMINOBJID	Minimum object identifier of the event queue control object map entries
64	(40)	SIGNED	4	COMPSTROBJMAPIDXEVENTQMAXOBJID	Maximum object identifier of the event queue control object map entries
68	(44)	SIGNED	4	COMPSTROBJMAPIDXTOTALNUMEVENTQ	Total number of event queue control object map entries in this compdata space
72	(48)	CHARACTER	20	COMPSTROBJMAPIDXEMCINFO(0)	Information associated with event monitor control object map entries
72	(48)	ADDRESS	4	COMPSTROBJMAPIDXTYPEEMC@(0)	Pointer to the beginning of the event monitor control type object map entries within the structure compdata space.
72	(48)	ADDRESS	4	COMPSTROBJMAPIDXTYPEEMCPTR	Pointer to the beginning of the event monitor control type object map entries within the structure compdata space.
76	(4C)	CHARACTER	2	COMPSTROBJMAPIDXTYPEEMCNUM	Compdata space number of the pointer to the beginning of the event monitor control type object map entries within the structure compdata space.
78	(4E)	CHARACTER	2		Reserved
80	(50)	SIGNED	4	COMPSTROBJMAPIDXEMCMINOBJID	Minimum object identifier of the event monitor control object map entries
84	(54)	SIGNED	4	COMPSTROBJMAPIDXEMCMAXOBJID	Maximum object identifier of the event monitor control object map entries
88	(58)	SIGNED	4	COMPSTROBJMAPIDXTOTALNUMEMC	Total number of event monitor control object map entries in this compdata space
88	(58)	X'5C'	0	KCOMPSTROBJMAPINDEX_LEN	"92" Length of CompStrObjMapIndex
88	(58)	X'5C'	0	COMPSTROBJMAPINDEX_LEN	"*-COMPSTROBJMAPINDEX"

Table 378. Structure COMPSTROBJMAP

Offset Dec	Offset Hex	Type	Len	Name (Dim)	Description
0	(0)	STRUCTURE	0	COMPSTROBJMAP	Object map contained in the structure compdata space
0	(0)	SIGNED	4	COMPSTROBJMAPOBJID	Object identifier
4	(4)	SIGNED	2	COMPSTROBJMAPOBJTYPE	Object type
6	(6)	BITSTRING	1	COMPSTROBJMAPFLAGS(0)	Flag byte

Table 378. Structure COMPSTROBJMAP (continued)

Offset Dec	Offset Hex	Type	Len	Name (Dim)	Description
		1... ....		COMPSTROBJMAPSUMMARY	"X'80'" Indicates whether the summary option was specified for the object, If so, there will be no entry control, adjunct, or entry data for the object.
		.1.. ....		COMPSTROBJMAPENTRYDATAREQUESTED	"X'40'" Indicates whether entry data was requested for the given object
		..1. ....		COMPSTROBJMAPADJREQUESTED	"X'20'" Indicates whether adjunct was requested for the given object
		...1 ....		COMPSTROBJMAPOBJDUMPED	"X'10'" Indicates that this object has been dumped. Note that this bit will NEVER be set in the dump - it is used ONLY for internal processing in the dump writing phase.
7	(7)	CHARACTER	1		
8	(8)	ADDRESS	4	COMPSTROBJMAPOBJHDRPTR	Pointer to the object header into the object header compdata space
12	(C)	CHARACTER	2		
14	(E)	CHARACTER	2	COMPSTROBJMAPOBJHDRNUMBER	Number, in EBCDIC, which indicates which object header compdata space the pointer pertains to
16	(10)	CHARACTER	8		Reserved
16	(10)	X'18'	0	KCOMPSTROBJMAP_LEN	"24" Length of CompStrObjMap
16	(10)	X'18'	0	COMPSTROBJMAP_LEN	"*-COMPSTROBJMAP"

Table 379. Structure COMPHASHTABLEHDR

Offset Dec	Offset Hex	Type	Len	Name (Dim)	Description
0	(0)	STRUCTURE	0	COMPHASHTABLEHDR	Mapping for the hash table header
0	(0)	SIGNED	4	COMPHASHTABLENUMSLOTS	Indicates the number of slots that are in the hash table
4	(4)	ADDRESS	4	COMPHASHTABLESLOTARRAY@(0)	Pointer to the hash table slot array
4	(4)	ADDRESS	4	COMPHASHTABLESLOTARRAYPTR	Pointer to the hash table slot array
4	(4)	X'8'	0	KCOMPHASHTABLEHDR_LEN	"8" Length of CompHashTableHdr
4	(4)	X'8'	0	COMPHASHTABLEHDR_LEN	"*-COMPHASHTABLEHDR"

Table 380. Structure COMPHASHSLOTARRAY

Offset Dec	Offset Hex	Type	Len	Name (Dim)	Description
0	(0)	STRUCTURE	0	COMPHASHSLOTARRAY	Mapping for the hash table
0	(0)	CHARACTER	4	COMPHASHTABLESLOT(0)	
0	(0)	ADDRESS	4	COMPHASHTABLEELEM@(0)	Pointer to the first element on the list for the given hash table entry within the compdata space
0	(0)	ADDRESS	4	COMPHASHTABLEELEMPTR	Pointer to the first element on the list for the given hash table entry within the compdata space
0	(0)	X'4'	0	KCOMPHASHTABLESLOT_LEN	"4" Length of CompHashTableSlot
0	(0)	X'4'	0	COMPHASHSLOTARRAY_LEN	"*-COMPHASHSLOTARRAY"

Table 381. Structure COMPHASHELEM

Offset Dec	Offset Hex	Type	Len	Name (Dim)	Description
0	(0)	STRUCTURE	0	COMPHASHELEM	Mapping for a hash table element
0	(0)	BITSTRING	1	COMPHASHELEMFLAGS(0)	Flag byte
	1... ....			COMPHASHELEMBYNAME	"X'80'" Indicates that the hash element contains the name of the element
	.1.. ....			COMPHASHELEMBYID	"X'40'" Indicates that the hash element contains the ID of the element
	..1. ....			COMPHASHELEMLAST	"X'20'" Indicates that the current hash table element is the last one on the list
1	(1)	CHARACTER	1		Reserved
2	(2)	CHARACTER	2	COMPHASHENTRYCNTLNUMBER	Number, in EBCDIC, which indicates which entry control compdata space the pointer pertains to
4	(4)	CHARACTER	16	COMPHASHELEMNAME(0)	If the hash element is by name, contains the name of the element
4	(4)	CHARACTER	12	COMPHASHELEMID	IF the hash element is by ID, contains the ID of the element
16	(10)	CHARACTER	4		Reserved
20	(14)	ADDRESS	4	COMPHASHENTRYCNTLPTR	Pointer to the entry controls in the entry control compdata space
20	(14)	X'18'	0	KCOMPHASHELEM_LEN	"24" Length of CompHashElem
20	(14)	X'18'	0	COMPHASHELEM_LEN	"*-COMPHASHELEM"

Table 382. Structure COMPENTRYCNTL

Offset Dec	Offset Hex	Type	Len	Name (Dim)	Description
0	(0)	STRUCTURE	0	COMPENTRYCNTL	Mapping of the information for one entry
0	(0)	CHARACTER	24	COMPENTRYCNTLHDR(0)	
0	(0)	ADDRESS	4	COMPENTRYCNTLENTTRYDATAPTR	Pointer to the entry's entry data in the entry data compdata space
4	(4)	BITSTRING	1	COMPENTRYCNTLFLAGS(0)	
	1... ....			COMPENTRYCNTLEDATASERIALIZED	"X'80'" Indicates whether the entry data was dumped serialized. An ON setting indicates that the data was serialized
	.1.. ....			COMPENTRYCNTLADJSERIALIZED	"X'40'" Indicates whether the adjunct data was dumped serialized. An ON setting indicates that the data was serialized
	..1. ....			COMPENTRYCNTLONSCM	"X'20'" Indicates whether the entry resides in coupling facility real storage or storage class memory. 0 => the entry represented by this entry control record resides in coupling facility real storage. 1 => the entry resides in coupling facility storage class memory. No entry control information, adjunct data or entry data is returned
	...1 ....			COMPENTRYCNTLEDATADECRYPTERROR	
	.... 1...			COMPENTRYCNTLADJDECRYPTERROR	"X'10'" ON indicates that the structure is encrypted and decryption of the entry data failed

Table 382. Structure COMPENTRYCNTL (continued)

Offset Dec	Offset Hex	Type	Len	Name (Dim)	Description
					"X'08'" ON indicates that the structure is encrypted and decryption of the adjunct data failed
		.... .1..		COMPENTRYCNTLADJSKEY	"X'04'" ON indicates that the first 32 bytes of the adjunct data contain the secondary key
5	(5)	CHARACTER	1		Reserved
6	(6)	CHARACTER	2	COMPENTRYCNTLENTTRYDATANUMBER	
					Number, in EBCDIC, which indicates which entry data compdata space the pointer pertains to
8	(8)	SIGNED	4	COMPENTRYCNTLENTTRYDATALEN	Length of the entry data associated with this entry
12	(C)	ADDRESS	4	COMPENTRYCNTLADJPTR	Pointer to the entry's adjunct data in the adjunct compdata space
16	(10)	CHARACTER	2		
18	(12)	CHARACTER	2	COMPENTRYCNTLADJNUMBER	Number, in EBCDIC, which indicates which adjunct compdata space the pointer pertains to
20	(14)	SIGNED	4	COMPENTRYCNTLPOSWTHINEKEY	Indicates the position of the entry within the entrykey it has
24	(18)	CHARACTER	1	COMPENTRYCNTLINFO(0)	Control information for the current entry NOTE : This field is mapped by the DDil mapping in the IXLyddIB macro if the structure is a list structure. This field is mapped by the DDic mapping in the IXLyddIB macro if the structure is a cache structure. To obtain the length of this use the appropriate mappings and length constant in IXLyddIB.
24	(18)	X'18'	0	KCOMPENTRYCNTLHDR_LEN	"24" Length of CompEntryCntlHdr
24	(18)	X'18'	0	COMPENTRYCNTL_LEN	"*-COMPENTRYCNTL"

Table 383. Cross Reference for IXLYCOMP

Name	Offset	Hex Tag
COMPDATACOMPONENT	7	C3C6C4
COMPDATANAME	0	
COMPDATANAME_LEN	7	8
COMPDATANAMECOMPONENT	0	
COMPDATANAMESTRNUM	5	
COMPDATANAMETYPE	7	
COMPDATASPACE NUMBER	3	
COMPDATATYPEADJ	7	C1
COMPDATATYPEEMC	7	C5
COMPDATATYPEENTRYCNTL	7	C3
COMPDATATYPEENTRYDATA	7	C4
COMPDATATYPEEEVENTQ	7	D8
COMPDATATYPEHASH	7	C8
COMPDATATYPEINDEX_0T03	7	C6C4F0
COMPDATATYPEINDEX_4T07	7	F0F0C9

Table 383. Cross Reference for IXLYCOMP (continued)

Name	Offset	Hex Tag
COMPDATATYPELOCK	7	D3
COMPDATATYPEOBJ	7	D6
COMPDATATYPEESTR	7	E2
COMPDATATYPEUSER	7	E4
COMPENTRYCNTL	0	
COMPENTRYCNTL_LEN	18	18
COMPENTRYCNTLADJDECRYPTERROR	4	8
COMPENTRYCNTLADJNUMBER	12	
COMPENTRYCNTLADJPTR	C	
COMPENTRYCNTLADJSERIALIZED	4	40
COMPENTRYCNTLADJSKEY	4	4
COMPENTRYCNTLEDATADECRYPTERROR	4	10
COMPENTRYCNTLEDATASERIALIZED	4	80
COMPENTRYCNTLENTRYDATALEN	8	
COMPENTRYCNTLENTRYDATANUMBER	6	
COMPENTRYCNTLENTRYDATAPTR	0	
COMPENTRYCNTLFLAGS	4	
COMPENTRYCNTLHDR	0	
COMPENTRYCNTLINFO	18	
COMPENTRYCNTLONSCM	4	20
COMPENTRYCNTLPOSWTHINEKEY	14	
COMPHASHELEM	0	
COMPHASHELEM_LEN	14	18
COMPHASHELEMBYID	0	40
COMPHASHELEMBYNAME	0	80
COMPHASHELEMFLAGS	0	
COMPHASHELEMID	4	
COMPHASHEMLELAST	0	20
COMPHASHELEMNAME	4	
COMPHASHENTRYCNTLNUMBER	2	
COMPHASHENTRYCNTLPTR	14	
COMPHASHSLOTARRAY	0	
COMPHASHSLOTARRAY_LEN	0	4
COMPHASHTABLEELEM@	0	
COMPHASHTABLEELEMPTTR	0	
COMPHASHTABLEHDR	0	
COMPHASHTABLEHDR_LEN	4	8
COMPHASHTABLENUMSLOTS	0	
COMPHASHTABLESLOT	0	



Table 383. Cross Reference for IXLYCOMP (continued)

Name	Offset	Hex Tag
COMPHASHTABLESLOTARRAY@	4	
COMPHASHTABLESLOTARRAYPTR	4	
COMPINDEX	0	
COMPINDEX_LEN	84	100
COMPINDEXCFLEVEL	80	
COMPINDEXCFNAME	58	
COMPINDEXCONID	56	
COMPINDEXCONNAME	14	
COMPINDEXCONNOTFOUND	54	40
COMPINDEXFLAGS	54	
COMPINDEXHDWND	28	
COMPINDEXINCIDENTTOKEN	60	
COMPINDEXLASTSTR	54	80
COMPINDEXLOCKTBLENTLEN	48	
COMPINDEXNODUMPRSN	50	
COMPINDEXREBLDDUPLEXSTR	54	4
COMPINDEXREBLDMETHODSTR	54	2
COMPINDEXREBLDNEWSTR	54	8
COMPINDEXREBLDOLDSTR	54	10
COMPINDEXSTR#EBCDIC	26	
COMPINDEXSTRDUMPID	10	
COMPINDEXSTRENCRYPTED	54	1
COMPINDEXSTRINREBLD	54	20
COMPINDEXSTRNAME	0	
COMPINDEXSTRNUMEBCDIC	26	
COMPINDEXSTRTRLPTR	4C	
COMPINDEXSTRTYPE	24	
COMPINDEXUIDL	25	
COMPSTRHDR	0	
COMPSTRHDR_LEN	4	8
COMPSTRHDRDUMPHDR@	0	
COMPSTRHDRDUMPHDRPTR	0	
COMPSTRHDROBJMAPINDEX@	4	
COMPSTRHDROBJMAPINDEXPTR	4	
COMPSTROBJMAP	0	
COMPSTROBJMAP_LEN	10	18
COMPSTROBJMAPADJREQUESTED	6	20
COMPSTROBJMAPENTRYDATAREQUESTED	6	40
COMPSTROBJMAPFLAGS	6	

Table 383. Cross Reference for IXLYCOMP (continued)

Name	Offset	Hex Tag
COMPSTROBJMAPIDXCOCINFO	20	
COMPSTROBJMAPIDXCOCMAXOBJID	28	
COMPSTROBJMAPIDXCOCMINOBJID	24	
COMPSTROBJMAPIDXEMCINFO	48	
COMPSTROBJMAPIDXEMCMAXOBJID	54	
COMPSTROBJMAPIDXEMCMINOBJID	50	
COMPSTROBJMAPIDXEVENTQINFO	38	
COMPSTROBJMAPIDXEVENTQMAXOBJID	40	
COMPSTROBJMAPIDXEVENTQMINOBJID	3C	
COMPSTROBJMAPIDXLISTINFO	0	
COMPSTROBJMAPIDXLISTMAXOBJID	8	
COMPSTROBJMAPIDXLISTMINOBJID	4	
COMPSTROBJMAPIDXSTGCINFO	10	
COMPSTROBJMAPIDXSTGCMAXOBJID	18	
COMPSTROBJMAPIDXSTGCMINOBJID	14	
COMPSTROBJMAPIDXTOTALNUMCOC	2C	
COMPSTROBJMAPIDXTOTALNUMEMC	58	
COMPSTROBJMAPIDXTOTALNUMEVENTQ	44	
COMPSTROBJMAPIDXTOTALNUMLST	C	
COMPSTROBJMAPIDXTOTALNUMSTG	1C	
COMPSTROBJMAPIDXTYPECOCLASS@	20	
COMPSTROBJMAPIDXTYPECOCLASSPTR	20	
COMPSTROBJMAPIDXTYPEEMC@	48	
COMPSTROBJMAPIDXTYPEEMCNUM	4C	
COMPSTROBJMAPIDXTYPEEMCPTR	48	
COMPSTROBJMAPIDXTYPEEEVENTQ@	38	
COMPSTROBJMAPIDXTYPEEEVENTQPTR	38	
COMPSTROBJMAPIDXTYPEELIST@	0	
COMPSTROBJMAPIDXTYPEELISTPTR	0	
COMPSTROBJMAPIDXTYPELOCKTBL@	30	
COMPSTROBJMAPIDXTYPELOCKTBLPTR	30	
COMPSTROBJMAPIDXTYPESTGCLASS@	10	
COMPSTROBJMAPIDXTYPESTGCLASSPTR	10	
COMPSTROBJMAPIDXTYPEUSER@	34	
COMPSTROBJMAPIDXTYPEUSERPTR	34	
COMPSTROBJMAPINDEX	0	
COMPSTROBJMAPINDEX_LEN	58	5C
COMPSTROBJMAPOBJDUMPED	6	10
COMPSTROBJMAPOBJHDRNUMBER	E	

Table 383. Cross Reference for IXLYCOMP (continued)

Name	Offset	Hex Tag
COMPSTROBJMAPOBJHDRPTR	8	
COMPSTROBJMAPOBJID	0	
COMPSTROBJMAPOBJTYPE	4	
COMPSTROBJMAPSUMMARY	6	80
COMPSTRTRL	0	
COMPSTRTRL_LEN	1000	1000
COMPSTRTRLDOTINCOMPLETE	8	
COMPSTRTRLDUMPRSN	0	
COMPSTRTRLFLAGS	A	
COMPSTRTRLLOCKDUMPED	A	80
COMPSTRTRLOBJIDINCOMPLETE	4	
COMPSTRTRLUSERDUMPED	A	40
KCOMPDATANAME_LEN	7	8
KCOMPENTRYCNTLHDR_LEN	18	18
KCOMPHASHELEM_LEN	14	18
KCOMPHASHTABLEHDR_LEN	4	8
KCOMPHASHTABLESLOT_LEN	0	4
KCOMPINDEX_LEN	84	100
KCOMPSTRHDR_LEN	4	8
KCOMPSTROBJMAP_LEN	10	18
KCOMPSTROBJMAPINDEX_LEN	58	5C
KCOMPSTRTRL_LEN	B	1000

## IXLYCON information

### IXLYCON programming interface information

IXLYCON is a programming interface.

### IXLYCON heading information

<b>Common name:</b>	Constants for users of IXL services
<b>Macro ID:</b>	IXLYCON
<b>DSECT name:</b>	IXLSDWACOMU
<b>Owning component:</b>	Cross System Extended Services (SCIXL)
<b>Eye-catcher ID:</b>	None
<b>Storage attributes:</b>	Main Storage: N/A
<b>Size:</b>	IXLSDWACOMU -- X'0008' bytes
<b>Created by:</b>	N/A
<b>Pointed to by:</b>	N/A

**Serialization:** None

**Function:** Provides a list of constants for users of IXL services and exits.

## IXLYCON mapping

Table 384. Structure

Offset Dec	Offset Hex	Type	Len	Name (Dim)	Description
0	(0)	STRUCTURE	0		
0	(0)	X'0'	0	IXLRETCODEOK	"0"
0	(0)	X'4'	0	IXLRETCODEWARNING	"4"
0	(0)	X'8'	0	IXLRETCODEPARMERROR	"8"
0	(0)	X'C'	0	IXLRETCODEENVERROR	"12"
0	(0)	X'10'	0	IXLRETCODECOMPERROR	"16" Component error
----- Constants for use with IXLCONN service ----- IXLCONN MonitorStorage constants. Refer to IXLCONN for detailed usage description.					
0	(0)	X'0'	0	IXLCONNMONITORSTORAGEENO	"0"
0	(0)	X'1'	0	IXLCONNMONITORSTORAGEYES	"1"
IXLCONN AsyncXI constants. Refer to IXLCONN for detailed usage description.					
0	(0)	X'0'	0	IXLCONNASYNCXINO	"0"
0	(0)	X'1'	0	IXLCONNASYNCXIYES	"1"
IXLCONN Monitor constants. Refer to IXLCONN for detailed usage description.					
0	(0)	X'0'	0	IXLMONITORDEFAULT	"0"
0	(0)	X'1'	0	IXLMONITORCFREQRATE	"1"
0	(0)	X'2'	0	IXLMONITORIXLREBLD	"2"
----- Constants for use with IXLLOCK and IXLSYNCH services ----- IXLLOCK SyncFailDelay constants. Refer to IXLLOCK for detailed usage description.					
0	(0)	X'0'	0	IXLSYNCFAILDELAYFORLATCHNO	"0"
0	(0)	X'1'	0	IXLSYNCFAILDELAYFORLATCHYES	"1"
IXLLOCK CriticalRequest constants. Refer to IXLLOCK for detailed usage description.					
0	(0)	X'0'	0	IXLLOCKCRITICALREQUESTNO	"0"
0	(0)	X'1'	0	IXLLOCKCRITICALREQUESTYES	"1"
IXLLOCK Resource Ownership States					
0	(0)	X'0'	0	IXLSTATEFREE	"0"
0	(0)	X'1'	0	IXLSTATESHARED	"1"
0	(0)	X'2'	0	IXLSTATEEXCLUSIVE	"2" IXLLOCK Events
0	(0)	X'1'	0	IXLSERVLOCK	"1"
0	(0)	X'2'	0	IXLSERVALTER	"2"

Table 384. Structure (continued)

Offset Dec	Offset Hex	Type	Len	Name(Dim)	Description
0	(0)	X'3'	0	IXLSERVUNLOCK	"3"
0	(0)	X'4'	0	IXLSERVREGRANT	"4"
IXLLOCK and IXLSYNCH mode values. Refer to IXLLOCK and IXLSYNCH for detailed usage description.					
0	(0)	X'0'	0	IXLMODESYNCEXIT	"0"
0	(0)	X'1'	0	IXLMODENORESPONSE	"1"
0	(0)	X'2'	0	IXLMODESYNCSUSPEND	"2"
0	(0)	X'3'	0	IXLMODESYNCFAIL	"3"
----- Constants for use with IXLLOCK and IXLRT services ----- IXLLOCK AllowUseRsv constants. Refer to IXLLOCK for detailed usage description.					
0	(0)	X'0'	0	IXLLOCKALLOWUSERSVNO	"0"
0	(0)	X'1'	0	IXLLOCKALLOWUSERSVYES	"1"
IXLCSP SCMALGORITHM values. Refer to IXLCSP for detailed usage description.					
0	(0)	X'1'	0	IXLALGORITHMKEYPRIORITY1	"1"
----- Constants for use with IXLLIST / IXLLSTE / IXLLSTC ----- LISTCNTLTTYPE constants. Refer to IXLYLAA for detailed usage description.					
0	(0)	X'1'	0	IXLLISTCNTLTTYPEENTRY	"1"
0	(0)	X'2'	0	IXLLISTCNTLTTYPEELEMENT	"2"
----- Constants for use with IXLCACHE -----					
0	(0)	X'0'	0	IXLCACHEAXIOVERRIDENO	"0"
0	(0)	X'1'	0	IXLCACHEAXIOVERRIDEYES	"1"
Return Codes from the IXLVECTR service ----- For the ModifyVectorSize -----					
0	(0)	X'0'	0	IXLRETCODEMODIFYDONE	"0"
0	(0)	X'4'	0	IXLRETCODELESSTHAN	"4"
0	(0)	X'8'	0	IXLRETCODENOSTORAGE	"8"
0	(0)	X'C'	0	IXLRETCODEINVALIDTKN	"12"
0	(0)	X'10'	0	IXLRETCODEINVALIDLEN	"16"
----- For the TestListState -----					
0	(0)	X'0'	0	IXLRETCODELSTEMPTY	"0"
0	(0)	X'0'	0	IXLRETCODELSTFULL	"0"
0	(0)	X'4'	0	IXLRETCODELSTNONEMPTY	"4"
0	(0)	X'4'	0	IXLRETCODELSTNONFULL	"4"
0	(0)	X'8'	0	IXLRETCODEINDXINVALID	"8"
----- For the LTVECENTRIES -----					

Table 384. Structure (continued)

Offset Dec	Offset Hex	Type	Len	Name(Dim)	Description
0	(0)	X'0'	0	IXLRETCODEALLEMPVALFULL	"0" All monitored objects (comprising of lists and/or the user's event queue) in the range of vector entries are EMPTY when monitoring for empty/non-empty state or FULL when monitoring a list for full/non-full state (list notification vector), or all local cache entries in the range of vector entries are valid (cache vector)
0	(0)	X'0'	0	IXLRETCODEALLEMPVAL	"0" Deprecated synonym for IxlRetCodeAllEmpValFull
0	(0)	X'4'	0	IXLRETCODESOMENEINVNF	"4" Some monitored object (comprising of lists and/or the user's event queue) in the range of vector entries is NON-EMPTY when monitoring for empty/non-empty state or NON-FULL when monitoring a list for full/non-full state (list notification vector), or some local cache entry in the range of vector entries is INVALID (cache vector)
0	(0)	X'4'	0	IXLRETCODESOMENEINV	"4" Deprecated synonym for IxlRetCodeSomeNeInvNf
----- For the TestLocalCache -----					
0	(0)	X'0'	0	IXLRETCODEBUFVALID	"0"
0	(0)	X'4'	0	IXLRETCODEBUFNOTVALID	"4"
----- For the TestLocalCache -----					
0	(0)	X'0'	0	IXLRETCODECONNECTED	"0"
0	(0)	X'4'	0	IXLRETCODENOTCONNECTED	"4"
Reason Codes -- IxlRetCodeOk (Note that the reason codes are of the form "xxxxYYYY" where "xxxx" is used to contain internal diagnostic information)					
.... ....			IXLRSNCODENOCFACCESSREQUIRED		
					"X'00000000'" The cross-invalidations of local caches associated with the AsyncXiSeqNum have completed. Cross-invalidation completion information was obtained from local XES connector information
.... ...1			IXLRSNCODECFACCESSREQUIRED		"X'00000001'" The cross-invalidations of local caches associated with the AsyncXiSeqNum have completed. Cross-invalidation completion information was obtained from the CF
Reason Codes -- IxlRetCodeWarning (Note that the reason codes are of the form "xxxxYYYY" where "xxxx" is used to contain internal diagnostic information)					
0	(0)	BITSTRING	0	IXLRSNCODEOWNINGRESOURCES	"X'00000401'" Disconnect while owning IXLLOCK resources.
0	(0)	BITSTRING	0	IXLRSNCODEASYNCH	"X'00000402'" Request will be completed asynchronously
'00000403'X - reserved					
0	(0)	BITSTRING	0	IXLRSNCODEMOREDATA	"X'00000404'" More data exists to be returned - buffer too small

Table 384. Structure (continued)

Offset Dec	Offset Hex	Type	Len	Name (Dim)	Description
'00000405'X - reserved					
0	(0)	BITSTRING	0	IXLRNSCODENOMORERTES	"X'00000406'" There are no more recording elements to be read
0	(0)	BITSTRING	0	IXLRNSCODESPECIALCONN	"X'00000407'" The connection was completed. Additional status information is provided about the structure and/or the connector in the CONA. CONAFLAG contains flags which indicate one or more of the following: connector has been reconnected, rebuild in progress, rebuild stop in progress, alter in progress, or a user sync point event is set.
0	(0)	BITSTRING	0	IXLRNSCODERTENOTFOUND	"X'00000408'" IXLSYNCH request to clear record structure element found no such entry allocated. The state and/or user data was updated as requested.
0	(0)	BITSTRING	0	IXLRNSCODETIMEOUT	"X'00000409'" IXLLIST, IXLCACHE, or IXLRT request to process multiple structure entries completed prematurely due to a model dependent timeout.
0	(0)	BITSTRING	0	IXLRNSCODENOREADDATA	"X'0000040A'" IXLCACHE request to read entry data caused interest to be registered, but no data was cached or data existed but the read was suppressed hence no data was read. If the structure entry contained data and adjunct, and ADJAREA was specified, then adjunct was returned and the CaaAdjAreaValid bit in the ANSAREA was set to '1'. If adjunct data did not exist then the CaaAdjAreaValid bit was set to '0'.
0	(0)	BITSTRING	0	IXLRNSCODEHIGHCOEND	"X'0000040B'" IXLCACHE request to read cast-out class statistics specified an ending cast-out class range value that exceeded the defined number of classes for the structure. A subrange of classes through the maximum cast-out class was reported on.
0	(0)	BITSTRING	0	IXLRNSCODENOADJUNCTDATA	"X'0000040C'" IXLCACHE request specified that adjunct data was to be retrieved for an entry, but the structure does not support adjunct data. Normal entry data was retrieved if requested.
0	(0)	BITSTRING	0	IXLRNSCODEBADREADADJDATA	"X'0000040D'" IXLLIST or IXLCACHE request specified that adjunct data was to be retrieved for an entry, but the provided virtual storage area for adjunct data is not addressable. If requested, normal entry data was retrieved.
0	(0)	BITSTRING	0	IXLRNSCODELOCKNOTHELD	"X'0000040E'" IXLLIST request to determine if a structure lock is held by the invoking connection found that the lock is not held by this connection.
0	(0)	BITSTRING	0	IXLRNSCODEBUFFERFULL	"X'0000040F'" IXLLIST, IXLCACHE, or IXLRT request to process multiple structure entries completed prematurely due to a buffer full condition.

Table 384. Structure (continued)

Offset Dec	Offset Hex	Type	Len	Name (Dim)	Description
0	(0)	BITSTRING	0	IXLRSNCODELOCKCOND	"X'00000410'" An IXLLIST request that specified LOCKOPER=HELDDBY, or specified LOCKMODE=COND, or specified a LOCKCOMP value, found the lock not currently held as required for successful command execution.
0	(0)	BITSTRING	0	IXLRSNCODEEXITCOND	"X'00000411'" An IXLLIST request that specified LOCKMODE=EXIT could not obtain the latch as required for successful command execution
0	(0)	BITSTRING	0	IXLRSNCODELOCKHELDDBYSYS	"X'00000412'" IXLLIST request to determine if a structure lock is held by the invoking connection found the lock was held by the system on behalf of this connection.
0	(0)	BITSTRING	0	IXLRSNCODEREQNOTCOMP	"X'00000413'" An IXLFCOMP request to test the status of an asynchronous request found that it had not yet completed.
0	(0)	BITSTRING	0	IXLRSNCODERCLVCTRNOTSET	"X'00000414'" An IXLCACHE request to set the reclaim vector was not performed because either the structure size or the entry-to-element ratio is being changed via IXLALTER.
0	(0)	BITSTRING	0	IXLRSNCODEALREADYREBUILDING	"X'00000415'" The IXLREBLD START or STARTDUPLEX request is ignored because structure rebuild has already been initiated for the same structure name.
0	(0)	BITSTRING	0	IXLRSNCODEALREADYSTOPPING	"X'00000416'" The IXLREBLD STOP or STOPDUPLEX request is ignored because stop processing was in progress for the same structure name.
0	(0)	BITSTRING	0	IXLRSNCODENOTLASTCONFIRMATION	"X'00000417'" Confirmation processed, however, the next sync point was not set because not all confirmations had been received.
0	(0)	BITSTRING	0	IXLRSNCODENOELEMENTTOKEEP	"X'00000418'" User specified to keep Record element when releasing resource, but there is no element to keep.
0	(0)	BITSTRING	0	IXLRSNCODENOUNUPDATEONKEEP	"X'00000419'" User specified to update a record elements contents when specifying IXLLOCK, RELEASE but the update was unable to be made.
0	(0)	BITSTRING	0	IXLRSNCODEFORCECONNDLSTR	"X'0000041A'" Force connection was successful but also resulted in the deallocation of the structure
0	(0)	BITSTRING	0	IXLRSNCODEFORCESTRDELCONNS	"X'0000041B'" Force structure was successful but also resulted in the deletion of failed-persistent connection(s).
0	(0)	BITSTRING	0	IXLRSNCODEPENDING	"X'0000041C'" Force request was accepted but could not be processed immediately. It will be processed when the condition preventing the request from being processed is resolved.
0	(0)	BITSTRING	0	IXLRSNCODEIGNOREFORREBUILDSTOP	"X'0000041D'" The request is ignored because stop processing was in progress for structure rebuild.



Table 384. Structure (continued)

Offset Dec	Offset Hex	Type	Len	Name (Dim)	Description
0	(0)	BITSTRING	0	IXLSRNCODESYNCHRTNOTDELETED	"X'0000041E'" Resource released via IXLSYNCH. However record data element could not be deleted.
0	(0)	BITSTRING	0	IXLSRNCODENOLOCKSHELD	"X'0000041F'" An IXLLIST request specifying LOCKOPER=READNEXT found no locks held from the LOCKINDEX lock to the end of the lock table.
0	(0)	BITSTRING	0	IXLSRNCODEUSYNCEVENTSET	"X'00000420'" The user event specified has already been set by a peer connection.
0	(0)	BITSTRING	0	IXLSRNCODESTGCLASSERR	"X'00000421'" An IXLMG request to read storage class data could not return all requested data
0	(0)	BITSTRING	0	IXLSRNCODECOCLASSERR	"X'00000422'" An IXLMG request to read cast out class data could not return all requested data
0	(0)	BITSTRING	0	IXLSRNCODESTRUCTUREERR	"X'00000423'" An IXLMG request to read structure data could not return the requested data
0	(0)	BITSTRING	0	IXLSRNCODENODELETEONRELEASE	"X'00000424'" User specified to delete a record element's contents when specifying IXLOCK, RELEASE but the delete was unable to be made.
0	(0)	BITSTRING	0	IXLSRNCODENOSTRFOUND	"X'00000425'" No structures eligible for structure rebuild were found in the specified coupling facility
0	(0)	BITSTRING	0	IXLSRNCODESTRUCTUREFAIL	"X'00000426'" An IXLMG request to read structure data could not return the requested data, the structure is failed
0	(0)	BITSTRING	0	IXLSRNCODEALREADYALTERING	"X'00000427'" Request rejected because alter is in progress for the structure. A new alter request will not be accepted until current alter completes or is stopped.
0	(0)	BITSTRING	0	IXLSRNCODEIGNOREFORSYSGDSTOP	"X'00000428'" Response ignored because the system-managed process (e.g., rebuild) has been stopped.
0	(0)	BITSTRING	0	IXLSRNCODEHALTCHANGEDDATA	"X'0000042A'" A DELETE_NAME or DELETE_NAMELIST request with HALTONCHANGED=YES specified was halted due to a structure entry being found to have changed data or having a cast-out lock held.
0	(0)	BITSTRING	0	IXLSRNCODELOCALREGWRTSUPPRESS	"X'0000042C'" For a WRITE_DATA request with WHENREG=NO, ASSIGN=NO, LOCALREGCNTL=YES and CHANGED=YES specified, the user's connection is the only registered interest in the directory entry for NAME in the cache structure, and no subsystem data for the directory entry is cached. The write operation is suppressed. No data was written for the data item.
0	(0)	BITSTRING	0	IXLSRNCODENOSCMDATA	"X'00000430'" An IXLMG request to read structure storage-class memory information could not return the requested data. Structure storage-class memory records are not included in the returned data.

Table 384. Structure (continued)

Offset Dec	Offset Hex	Type	Len	Name (Dim)	Description
0	(0)	BITSTRING	0	IXLRSCODEWARNINGCFLEVEL	"X'00000431'" Some request parameters are ignored because the target CF is not at a level that can process them
Sub-reason code constants for reason code 0431, IxlrSncCodeWarningCFLevel. The sub-reason code is returned as diagnostic data as documented by the applicable service.					
		.... ...1		IXLYCON_KSCMWARNINGCFLEVEL	"X'00000001'" A service referenced storage-class (flash) memory, but the CF does not support the use of SCM
		.... ...1.		IXLYCON_KASYNCDUPLEXWARNINGCFLEVEL	"X'00000002'" A service referenced asynchronous duplexing, but the CF doesn't support it
0	(0)	BITSTRING	0	IXLRSCODENOTINSECONDARY	"X'00000432'" An IXLADUPX invocation to test the status of a prior request for an asynchronously duplexed structure found that the request had not yet been committed in the secondary structure.
0	(0)	BITSTRING	0	IXLRSCODESTRNOTASYNCDUPLEX	"X'00000433'" The structure the user connects to is not asynchronously duplexed.
0	(0)	BITSTRING	0	IXLRSCODEBADDUPEXINSTANCE	"X'00000434'" IXLADUPX received an asynchronous duplexing request sequence number that is not associated with the current instance of the asynchronously duplexed structure pair.
0	(0)	BITSTRING	0	IXLRSCODECROSSINVALSOUTSTANDING	"X'0000043A'" An IXLAXISN invocation to test for the completion of asynchronous cross-invalidations associated with an asynchronous cross-invalidation sequence number had not yet completed.
0	(0)	BITSTRING	0	IXLRSCODEBADSEQNUMINSTANCE	"X'0000043C'" IXLAXISN received an asynchronous cross-invalidation sequence number that is not associated with cross- invalidations for the current instance of the structure
'000004A1'X - reserved, do not use '000004A2'X - reserved, do not use '000004A3'X - reserved, do not use '000004A4'X - reserved, do not use '000004A5'X - reserved, do not use '000004A6'X - reserved, do not use Reason Codes -- IxlrRetCodeParmError (Note that the reason codes are of the form "xxxxYYYY" where "xxxx" is used to contain internal diagnostic information)					
0	(0)	BITSTRING	0	IXLRSCODEBADPARMLIST	"X'00000801'" Parameter list could not be accessed
0	(0)	BITSTRING	0	IXLRSCODEBADPARMLISTALET	"X'00000802'" Parameter list ALET is not valid
0	(0)	BITSTRING	0	IXLRSCODERESERVEDNOT0	"X'00000803'" Reserved field in parameter list is not 0
0	(0)	BITSTRING	0	IXLRSCODEBADVERSION#	"X'00000804'" Version number in parameter list is not valid

Table 384. Structure (continued)

Offset Dec	Offset Hex	Type	Len	Name (Dim)	Description
0	(0)	BITSTRING	0	IXLRSNCODEBADVERSIONNUM	"X'00000804'" Version number in parameter list is not valid
0	(0)	BITSTRING	0	IXLRSNCODEBADTCB	"X'00000805'" TCB for request is different than TCB from IXLCONN
0	(0)	BITSTRING	0	IXLRSNCODESRBMODE	"X'00000806'" Caller is in SRB mode
0	(0)	BITSTRING	0	IXLRSNCODENOTENABLED	"X'00000807'" Caller is not enabled
0	(0)	BITSTRING	0	IXLRSNCODEMASTERAS	"X'00000808'" Request is not valid from the Master address space
0	(0)	BITSTRING	0	IXLRSNCODEPRIMARYNOTHOME	"X'00000809'" Primary address space does not equal home address space
0	(0)	BITSTRING	0	IXLRSNCODEBADCONTOKEN	"X'0000080A'" The requested service determined that the contoken provided as input was not valid. The contoken is not valid for one of the following reasons: disconnect has occurred, EOT of the connector's task, input contoken is not the contoken returned from IXLCONN, or request issued outside the connector's address space. Additionally, IXLLIST, IXLLOCK, IXLFCOMP, IXLCACHE, IXLRT, IXLSYNCH, and IXLADUPX will be rejected when the contoken has been invalidated during rebuild.
0	(0)	BITSTRING	0	IXLRSNCODEBADCONNAME	"X'0000080B'" TConname or VerConName parameter is not valid
0	(0)	BITSTRING	0	IXLRSNCODEALREADYCALLED	"X'0000080C'" IXLSYNCH has already been called from the notify exit
0	(0)	BITSTRING	0	IXLRSNCODEAREATOOSMALL	"X'0000080D'" Provided area is not large enough, even for the header
0	(0)	BITSTRING	0	IXLRSNCODEBADAREA	"X'0000080E'" Provided area cannot be accessed
0	(0)	BITSTRING	0	IXLRSNCODEBADAREAALET	"X'0000080F'" ALET of provided area is not usable
0	(0)	BITSTRING	0	IXLRSNCODERESOURCENOTFOUND	"X'00000810'" Requested resource is not owned, not pending
0	(0)	BITSTRING	0	IXLRSNCODESYNCHBADSTATE	"X'00000811'" Requested to IXLSYNCH to state other than Shared, Exclusive, or Free
0	(0)	BITSTRING	0	IXLRSNCODEALREADYOWNED	"X'00000812'" Requested resource is already owned
0	(0)	BITSTRING	0	IXLRSNCODEALREADYPENDING	"X'00000813'" Requested resource is already pending
0	(0)	BITSTRING	0	IXLRSNCODEBADSTATE	"X'00000814'" Requested state is not free, shared, or exclusive
0	(0)	BITSTRING	0	IXLRSNCODEBADNEPL	"X'00000815'" Input NEPL is not valid
0	(0)	BITSTRING	0	IXLRSNCODENORTEXISTS	"X'00000816'" For an IXLLOCK or IXLRT request, no Record data exists
0	(0)	BITSTRING	0	IXLRSNCODEBADCONID	"X'00000817'" An IXLLOCK request specified a Connection identifier that is not associated with the record data entry to be reacquired.
0	(0)	BITSTRING	0	IXLRSNCODENOTLOCKSTR	"X'00000818'" The Connect token specified does not represent a lock structure.
0	(0)	BITSTRING	0	IXLRSNCODEBADVECTOROP	"X'00000819'" Local cache validity operation failed
0	(0)	BITSTRING	0	IXLRSNCODENORTENTRY	"X'0000081A'" Record data element specified was not found to be allocated

Table 384. Structure (continued)

Offset Dec	Offset Hex	Type	Len	Name (Dim)	Description
0	(0)	BITSTRING	0	IXLRSNCODENOLENTRIES	"X'0000081B'" Number of lock entries was zero on a request describing a lock structure with record data
0	(0)	BITSTRING	0	IXLRSNCODENOLISTHDRS	"X'0000081C'" Number of list headers specified on connect to a list structure must be greater than zero
0	(0)	BITSTRING	0	IXLRSNCODEZEROLUSERS	"X'0000081D'" Number of users specified on connect to a lock structure must be greater than zero
0	(0)	BITSTRING	0	IXLRSNCODEBADCOLOCKSTATE	"X'0000081E'" Change-bit overindication was specified for unlocking a castout lock on either an UNLOCK_CASTOUT request or an UNLOCK_CO_NAME request but the castout lock state indicates write with castout, which is incompatible
0	(0)	BITSTRING	0	IXLRSNCODECONNAME	"X'0000081F'" The ConName specified is not unique. There is an active connection to this structure with the specified name.
0	(0)	BITSTRING	0	IXLRSNCODESTRTYPE	"X'00000820'" The structure type specified does not match the type of the allocated structure, or the RNAMELEN attribute specified does not match that of the allocated structure
0	(0)	BITSTRING	0	IXLRSNCODESTRSERIAL	"X'00000821'" The serialization attribute for a list structure specified via the LOCKENTRIES keyword on connect does not match the currently allocated structure
0	(0)	BITSTRING	0	IXLRSNCODEBADREADTYPE	"X'00000822'" An IXLLIST READ_LIST or READ_MULT request specified that either entry or adjunct data was to be returned, but the list structure does not contain the requested component. No data is returned.
0	(0)	BITSTRING	0	IXLRSNCODECONNAMEERR	"X'00000823'" The CONNAME specified is not alphanumeric.
0	(0)	BITSTRING	0	IXLRSNCODEWRONGSTRTYPE	"X'00000824'" An IXLLIST, IXLCACHE, or IXLCSF request specified an incorrect structure type
0	(0)	BITSTRING	0	IXLRSNCODENOENTRY	"X'00000825'" IXLLIST or IXLCACHE request designated a specific structure entry that does not exist, is not registered, or is not registered with the correct vector index number, or designated an event monitor controls object that does not exist.
0	(0)	BITSTRING	0	IXLRSNCODEINCOMPATSTATE	"X'00000826'" An IXLCACHE WRITE_DATA or a WRITE_DATA_LIST request failed because the state of the named data item is incompatible with the request.
0	(0)	BITSTRING	0	IXLRSNCODECOLOCKHELD	"X'00000827'" IXLCACHE request to cast-out structure data failed because the cast-out lock is already held.
0	(0)	BITSTRING	0	IXLRSNCODECOUNCHANGED	"X'00000828'" IXLCACHE request to cast-out structure data failed because either no data is cached or the data is unchanged.
0	(0)	BITSTRING	0	IXLRSNCODEBADUNLOCKVAL	"X'00000829'" IXLCACHE request to unlock one or more cast-out locks encountered an entry to be processed for which the cast-out lock was not held by the invoking connection.

Table 384. Structure (continued)

Offset Dec	Offset Hex	Type	Len	Name (Dim)	Description
0	(0)	BITSTRING	0	IXLRSNCODEBADCOBEG	"X'0000082A'" IXLCACHE request to read cast-out class statistics specified a starting cast-out class that exceeds the maximum defined cast-out class for the structure, or the starting cast-out class exceeds the specified ending cast-out class.
0	(0)	BITSTRING	0	IXLRSNCODEBADIDINDEX	"X'0000082B'" IXLLIST, IXLCACHE, or IXLRT request specifying an input list of entry names or identifiers to be processed had an invalid index specified for the first or last element in the input processing list. For a Castout_datalist request, a value in the range of 1 to 8 must be specified, and ENDINDEX must be greater than or equal to STARTINDEX. For a Cross_Invallist request, a value in the range of 1 to 4096 must be specified, and ENDINDEX must be greater than or equal to STARTINDEX.
0	(0)	BITSTRING	0	IXLRSNCODEBADBOUNDARY	"X'0000082C'" IXLLIST or IXLCACHE request specified a data area that was not boundary aligned according to requirements.
0	(0)	BITSTRING	0	IXLRSNCODEBADSTGCLASS	"X'0000082D'" IXLCACHE request specified a storage class outside the bounds of defined storage classes for the structure. For WRITE_DATALIST requests, the storage class specified in the WOB exceeds the maximum defined storage class for the structure. The data is not written, the index of the write-operation block that failed, and the offset in the data block of the data area for the write-operation block being processed is returned in the ANSAREA. All prior write-operation blocks were processed.
0	(0)	BITSTRING	0	IXLRSNCODEBADCOCLASS	"X'0000082E'" IXLCACHE request specified a cast-out class outside the bounds of defined cast-out classes for the structure. For WRITE_DATALIST requests, the cast-out class specified in the WOB exceeds the maximum defined cast-out class for the structure. The data is not written, the index of the write-operation block that failed, and the offset in the data block of the data area for the write-operation block being processed is returned in the ANSAREA. All prior write-operation blocks were processed.
0	(0)	BITSTRING	0	IXLRSNCODEBADPARITY	"X'0000082F'" An IXLCACHE request specified a parity value that was not valid. For WRITE_DATALIST requests, the parity value specified in the WOB was invalid. The data is not written, the index of the write-operation block that failed, and the offset in the data block of the data area for the write-operation block being processed is returned in the ANSAREA. All prior write-operation blocks were processed.
0	(0)	BITSTRING	0	IXLRSNCODEBADNUMNAMES	"X'00000830'" IXLCACHE request to process an input reference list had an invalid number of input list elements specified.

Table 384. Structure (continued)

Offset Dec	Offset Hex	Type	Len	Name (Dim)	Description
0	(0)	BITSTRING	0	IXLRSNCODEBADREQTOKEN	"X'00000831'" IXLFCOMP received an invalid input asynchronous request token. Reasons: The request token does not match the request token returned on the corresponding IXLLIST or IXLCACHE token request, the request token is for a corresponding IXLLIST or IXLCACHE SyncToken request and the request completed synchronously, the request token was specified on a previous IXLFCOMP request that observed the completion of the request, or the same request token was specified by two different IXLFCOMP requests at the same time.
0	(0)	BITSTRING	0	IXLRSNCODENORCLVCTR	"X'00000832'" IXLCACHE request to set a reclaiming vector did not specify the vector.
0	(0)	BITSTRING	0	IXLRSNCODEBADPGBLATTR	"X'00000833'" IXLLIST, IXLCACHE, or IXLRT request specified a pageable storage area is non-pageable.
0	(0)	BITSTRING	0	IXLRSNCODEBADNONPGBLATTR	"X'00000834'" IXLLIST, IXLCACHE, or IXLRT request specified a non-pageable storage area is pageable.
0	(0)	BITSTRING	0	IXLRSNCODEBADDATAADDR	"X'00000835'" IXLLIST or IXLCACHE request specified a non-addressable virtual storage data area.
0	(0)	BITSTRING	0	IXLRSNCODEBADREALADDR	"X'00000836'" IXLLIST or IXLCACHE request specified a non-addressable real storage data area.
0	(0)	BITSTRING	0	IXLRSNCODEBADWRITEADJDATA	"X'00000837'" IXLLIST or IXLCACHE specified adjunct data was to be written to the structure, but the source virtual storage area for the adjunct data is non-addressable
0	(0)	BITSTRING	0	IXLRSNCODEBADANSAREA	"X'00000838'" IXLLIST or IXLCACHE specified a non-addressable virtual storage answer area.
0	(0)	BITSTRING	0	IXLRSNCODEBADREQTOKENAREA	"X'00000839'" IXLLIST or IXLCACHE specified a non-addressable virtual storage REQTOKEN area.
0	(0)	BITSTRING	0	IXLRSNCODEBADDATAALET	"X'0000083A'" IXLLIST or IXLCACHE ASYNC=TOKEN request specified a virtual storage data area not addressable from the current primary address space or from the PASN access list.
0	(0)	BITSTRING	0	IXLRSNCODEBADADJALET	"X'0000083B'" IXLLIST or IXLCACHE ASYNC=TOKEN request specified a virtual storage adjunct area not addressable from the current primary address space or from the PASN access list.
0	(0)	BITSTRING	0	IXLRSNCODEBADANSALET	"X'0000083C'" IXLLIST or IXLCACHE ASYNC=TOKEN request specified a virtual storage answer area not addressable from the current primary address space or from the PASN access list.
0	(0)	BITSTRING	0	IXLRSNCODEBADANSLEN	"X'0000083D'" IXLLIST or IXLCACHE request specified an answer area length that is insufficient for providing answer area data.

Table 384. Structure (continued)

Offset Dec	Offset Hex	Type	Len	Name(Dim)	Description
0	(0)	BITSTRING	0	IXLRSNCODEMAXLISTKEY	"X'0000083E'" An IXLLIST request failed while trying to assign the list key to an entry which was being created or moved. Either the list key or the list key plus the increment value is greater than the maximum list key.
0	(0)	BITSTRING	0	IXLRSNCODEBADENTRYVERSION	"X'0000083F'" IXLLIST or IXLCACHE request failed based on specified entry version number criteria. For WRITE_DATALIST requests, the version number specified in the WOB does not meet the version number comparison criteria specified in the WOB. The data is not written, the version number for the entry, the index of the write-operation block that failed, and the offset in the data block of the data area for the write-operation block being processed is returned in the ANSAREA. All prior write-operation blocks were processed.
0	(0)	BITSTRING	0	IXLRSNCODEBADENTRYLIST	"X'00000840'" IXLLIST request failed based on specified entry list number criteria.
0	(0)	BITSTRING	0	IXLRSNCODEBADENTRYNAME	"X'00000841'" IXLLIST request processing suppressed entry creation processing because the specified entry name is already assigned.
0	(0)	BITSTRING	0	IXLRSNCODEPERSISTENTLOCK	"X'00000842'" An IXLLIST request specifying an unconditional SET or NOTHELD lock operation failed because the lock was held by a connection in the failed persistent state.
0	(0)	BITSTRING	0	IXLRSNCODEBADENTRYID	"X'00000843'" IXLLIST request specified an entry identifier or name in a list of identifiers or names to be processed for a non-existent entry.
0	(0)	BITSTRING	0	IXLRSNCODEBADID	"X'00000844'" IXLLOCK obtain request to reacquire record data specified an element identifier that does not exist
0	(0)	BITSTRING	0	IXLRSNCODENONAMES	"X'00000845'" IXLLIST request specified an input list of entry names to be processed but the structure does not support entry names.
0	(0)	BITSTRING	0	IXLRSNCODEBADLOCKINDEX	"X'00000846'" IXLLIST request specified a lock index that exceeds the size of the lock table for the structure.
0	(0)	BITSTRING	0	IXLRSNCODEBADLISTNUMBER	"X'00000847'" IXLLIST request specified a list number that exceeds the number of lists defined for the structure.
0	(0)	BITSTRING	0	IXLRSNCODEBADRESET	"X'00000848'" IXLLIST request specified a locking operation for a lock table entry not held by the invoking connection
0	(0)	BITSTRING	0	IXLRSNCODEBADRESTOKEN	"X'00000849'" An IXLLIST, IXLCACHE, or IXLRT request specified a restart token that is not valid.

Table 384. Structure (continued)

Offset Dec	Offset Hex	Type	Len	Name (Dim)	Description
0	(0)	BITSTRING	0	IXLRSNCODENOKEYS	"X'0000084A'" The structure does not support the use of entry keys, and the request either was a request type that requires the structure to support entry keys, or designated a sublist, list entry, or list position by list number and entry key.
0	(0)	BITSTRING	0	IXLRSNCODENOLOCKS	"X'0000084B'" IXLLIST request attempted a locking operation for a structure that does not support a lock table.
0	(0)	BITSTRING	0	IXLRSNCODENOSAFAUTH	"X'0000084C'" User does not have proper SAF authorization
'0000084D'X - reserved					
0	(0)	BITSTRING	0	IXLRSNCODEBADMOVETOLIST	"X'0000084E'" IXLLIST request specified a list number for MOVETOLIST that exceeds the number of lists defined for the structure.
0	(0)	BITSTRING	0	IXLRSNCODENOSUSPENDISABLE	"X'00000851'" The request failed because the disabled caller cannot be suspended
0	(0)	BITSTRING	0	IXLRSNCODENOLISTVECTOR	"X'00000852'" IXLLIST request failed because no local vector for monitoring list headers and/or event queues exists for this connection
0	(0)	BITSTRING	0	IXLRSNCODEINVLISTVINDE	"X'00000853'" An invalid vector index was specified on a MONITOR_LIST or MONITOR_EVENTQ request with ACTION=START specified.
0	(0)	BITSTRING	0	IXLRSNCODEBADLOCKCOMP	"X'00000854'" IXLLIST request specified a LOCKCOMP value which is not valid
0	(0)	BITSTRING	0	IXLRSNCODEENTRIESCHANGED	"X'00000855'" The record table entry that was represented by the FASTRESTOKEN was deleted or reacquired between IXLRT REQUEST=READBYCONN FASTPATH=YES requests.
Removed Ix1RsnCodeRebuildNumuser '00000856'X					



Table 384. Structure (continued)

Offset Dec	Offset Hex	Type	Len	Name(Dim)	Description
0	(0)	BITSTRING	0	IXLRSNCODEBADMAXCONN	"X'00000857'" For a lock structure the keyword used to specify the number of users on the initial IXLCONN request is different from the keyword used on the IXLCONN REBUILD request. If MAXCONN is used on the initial connect, then MAXCONN must be used on the rebuild connect. If NUMUSERS is used on the initial connect, then NUMUSERS must be used on the rebuild connect. For a list structure the use of keyword MAXCONN was inconsistent between the initial IXLCONN request and the IXLCONN REBUILD request. If a connector to a list structure explicitly specifies a MAXCONN value on the initial IXLCONN request, then the connector must explicitly specify a MAXCONN value on the IXLCONN REBUILD request. The actual value specified can be different than the value coded on the initial connect. If a connector to a list structure takes the default for MAXCONN on the initial IXLCONN request, then the connector must take the default for MAXCONN on the IXLCONN REBUILD request.
0	(0)	BITSTRING	0	IXLRSNCODEBADUSEREVENT	"X'00000858'" The value provided for the USEREVENT and NEXTUSEREVENT keywords must be nonzero.
0	(0)	BITSTRING	0	IXLRSNCODEBADLISTAUTH	"X'00000859'" IXLLIST request failed due to the list authority comparison
0	(0)	BITSTRING	0	IXLRSNCODENOTDISABLED	"X'0000085A'" IXLLOCK request specified DISABLED=YES but caller is not disabled
0	(0)	BITSTRING	0	IXLRSNCODERECDLISTATTR	"X'0000085B'" The record list attribute of the structure is not consistent with the record list attribute of the original structure.
0	(0)	BITSTRING	0	IXLRSNCODEINVALIDLISTATTR	"X'0000085C'" List structure must be allocated with one of the following: lock entries, data elements, adjunct entries. None were specified.
0	(0)	BITSTRING	0	IXLRSNCODEINVALIDSTGCLASS	"X'0000085D'" NUMSTGCLASS cannot be zero.
0	(0)	BITSTRING	0	IXLRSNCODEINVALIDCOCLASS	"X'0000085E'" NUMCOCLASS cannot be zero.
0	(0)	BITSTRING	0	IXLRSNCODEINVALIDVECTORLEN	"X'0000085F'" VECTORLEN cannot be zero for a cache structure.
0	(0)	BITSTRING	0	IXLRSNCODEDIRRATIO	"X'00000860'" DIRRATIO or DIRENTRYCOUNT cannot be zero. Directory entries are required for a cache structure.
0	(0)	BITSTRING	0	IXLRSNCODEENTRYRATIO	"X'00000861'" ENTRYRATIO or ENRYCOUNT cannot be zero. Entries are required for a list structure with data.
0	(0)	BITSTRING	0	IXLRSNCODEMAXELEMNUM	"X'00000862'" MAXELEMNUM must be greater than or equal to ELEMENTRATIO divided by ENTRYRATIO when allocating a list structure. MAXELEMNUM must be greater than or equal to ELEMENTRATIO divided by DIRRATIO when allocating a cache structure.
0	(0)	BITSTRING	0	IXLRSNCODETASKTERM	"X'00000863'" Request not allowed from resource manager. Requesting task is going through termination.

Table 384. Structure (continued)

Offset Dec	Offset Hex	Type	Len	Name (Dim)	Description
0	(0)	BITSTRING	0	IXLRSNCODEBADBUFSIZE	"X'00000864'" The buffer specified on an IXLLIST or IXLCACHE request is not large enough to contain the data being read. No data is returned. For CASTOUT_DATALIST requests, the specified buffer area is not large enough to contain the data area for the entry in the CASTOUTLIST specified by STARTINDEX. The number of elements in the desired entry is returned in the ANSAREA.
0	(0)	BITSTRING	0	IXLRSNCODEBADBUFSPEC	"X'00000865'" The buffer specification for an IXLLIST or IXLCACHE request is in error. Refer to the BUFFER or BUFLIST specification requirements.
0	(0)	BITSTRING	0	IXLRSNCODEBADBUFKEY	"X'00000866'" The buffer storage key for an IXLLIST or IXLCACHE request is incorrect. For requests which write CF data the data cannot be fetched. For requests which read CF data the data cannot be stored.
0	(0)	BITSTRING	0	IXLRSNCODEBADBUFLIST	"X'00000867'" The storage area specified by BUFLIST is not addressable.
0	(0)	BITSTRING	0	IXLRSNCODEBADRECLVCTR	"X'00000868'" The storage area specified by RECLVCTR is not addressable.
0	(0)	BITSTRING	0	IXLRSNCODEBADSTGSTATS	"X'00000869'" The storage area specified by STGSTATS is not addressable.
0	(0)	BITSTRING	0	IXLRSNCODEBADELEMNUM	"X'0000086A'" The value specified for ElemNum on a IXLLIST or IXLCACHE request is not valid FOR WRITE_DATALIST requests, the ElemNum specified in the WOB is not valid. The data is not written, the index of the write-operation block that failed, and the offset of data block of the data area for the write-operation block being processed is returned in the ANSAREA. All prior write-operation blocks were processed.
0	(0)	BITSTRING	0	IXLRSNCODEELEMINCRNUM	"X'0000086B'" ELEMINCRNUM must be nonzero and a power of two
0	(0)	BITSTRING	0	IXLRSNCODESTRSIZEMAX	"X'0000086D'" STRSIZE cannot be larger than the maximum structure size. Maximum structure size is the size specified by the installation in the CFRM active policy.
0	(0)	BITSTRING	0	IXLRSNCODEINVALIDCFLEVEL	"X'0000086F'" Request rejected because ALLOWALTER=YES was specified and a CFLEVEL of zero was either specified or defaulted to. A CFLEVEL of at least one is required when ALLOWALTER=YES is specified.
0	(0)	BITSTRING	0	IXLRSNCODEREBUILDVECTORLEN	"X'00000870'" The VECTORLEN attribute of the structure is not consistent with the VECTORLEN attribute of the original structure
0	(0)	BITSTRING	0	IXLRSNCODEMAXELEMNUMELEMCHAR	"X'00000871'" The values specified in MAXELEMNUM and either ELEMCHAR or ELEMINCRNUM would result in entries of size greater than 64K.

Table 384. Structure (continued)

Offset Dec	Offset Hex	Type	Len	Name (Dim)	Description
0	(0)	BITSTRING	0	IXLRSNCODEMINENTRY	"X'00000872'" The value specified in MINENTRY keyword is not valid. A value in the range of 0 to 100 must be specified.
0	(0)	BITSTRING	0	IXLRSNCODEMINELEMENT	"X'00000873'" The value specified in MINELEMENT keyword is not valid. A value in the range of 0 to 100 must be specified.
0	(0)	BITSTRING	0	IXLRSNCODEBADRNINDEX	"X'00000874'" The value specified for either STARTINDEX or ENDINDEX is not valid. A value in the range of 1 to 32 must be specified, and ENDINDEX must be greater than or equal to STARTINDEX.
0	(0)	BITSTRING	0	IXLRSNCODEBADWDLINDEX	"X'00000874'" The value specified for either STARTINDEX or ENDINDEX is not valid. For a Write_datalist request, when BUFFER is specified a value in the range of 1 to 256 must be specified. When BUFLIST is specified a value in the range of 1 to 16 must be specified. ENDINDEX must be greater than or equal to STARTINDEX.
0	(0)	BITSTRING	0	IXLRSNCODEBADNSBAREA	"X'00000875'" The storage area specified by NSBAREA is not addressable.
0	(0)	BITSTRING	0	IXLRSNCODEBADREQNUM	"X'00000876'" The REQNUM value specified on an IXLLOCK REQUEST(PROCESSMULT) invocation is not valid. The value must be between 1 and 128 inclusive. Processing is halted with no entries in the REQBUFFER having been processed.
0	(0)	BITSTRING	0	IXLRSNCODEBADLRBTYPE	"X'00000877'" A Lock Request Block that was input on an IXLLOCK REQUEST(PROCESSMULT) has a value in the LRB_XType field that is not supported by this level of the service routine. Processing of the LRBs in the REQBUFFER is halted. The number of LRBs that were successfully processed prior to the error may be obtained via the REQPROC keyword.
0	(0)	BITSTRING	0	IXLRSNCODEBADREQBUFFER	"X'00000878'" XES encountered an error while attempting to access storage in the REQBUFFER. The number of LRBs that were successfully processed prior to the error may be obtained via the REQPROC keyword.
0	(0)	BITSTRING	0	IXLRSNCODEBADMODEVAL	"X'00000879'" The MODEVAL value specified on an IXLLOCK invocation is not valid for this request type. See IXLMODE... for the list of valid values.
0	(0)	BITSTRING	0	IXLRSNCODEBADRNAMELEN	"X'0000087A'" The RNAMELEN specified on an IXLLOCK invocation is not valid. Valid lengths are 1 to 300.
0	(0)	BITSTRING	0	IXLRSNCODENOVARRNAME	"X'0000087B'" An IXLLOCK request which specified a variable length resource name is not valid because the variable length name feature is not in effect for the lock structure represented by the input contoken. Please consult the RNAMELEN keyword on the IXLCONN macro for information on allocating a lock structure with this attribute.

Table 384. Structure (continued)

Offset Dec	Offset Hex	Type	Len	Name (Dim)	Description
0	(0)	BITSTRING	0	IXLRNSCODEBADSYNCFAILDELAY	"X'0000087C'" The SYNCFAILDELAY value specified on an IXLLOCK invocation is not valid. See IxlSyncFailDelay... for the list of valid values.
0	(0)	BITSTRING	0	IXLRNSCODEBADWORBAREA	"X'0000087D'" The storage area specified by WORBAREA is not addressable.
0	(0)	BITSTRING	0	IXLRNSCODEBADFUNCTION	"X'0000087E'" The FUNCTION value specified on the IXLCONN invocation is not valid.
0	(0)	BITSTRING	0	IXLRNSCODEBADMOSVECTOR	"X'00000880'" The storage area specified by MOSVECTOR is not addressable.
0	(0)	BITSTRING	0	IXLRNSCODEBADCFLEVEL	"X'00000881'" Request parameters are not appropriate for specified level of coupling facility.
Sub-reason code constants for reason code 0881, IxlRsnCodeBadCfLevel. Note that the sub-reason code is placed into ConaDiag2 and into the symptom record as diagnostic information.					
	.... ..1			IXLYCON_KEMCSTGPCTBADCFLEVEL	"X'00000001'"
	.... ..1.			IXLYCON_KUDFORDERBADCFLEVEL	"X'00000002'"
	.... ..11			IXLYCON_KNAMECLASSMASKBADCFLEVEL	"X'00000003'"
	.... ..1..			IXLYCON_KENTRYIDTYPEUSERBADCFLEVEL	"X'00000004'"
	.... ..1.1			IXLYCON_KKEYTYPESECONDARYBADCFLEVEL	"X'00000005'"
0	(0)	BITSTRING	0	IXLRNSCODEBADREFOPTIO	"X'00000882'" Request parameters are not appropriate for specified REFOPTION.
0	(0)	BITSTRING	0	IXLRNSCODEBADEMSTGPCT	"X'00000883'" Value specified for EmcStgPct is out of range.
0	(0)	BITSTRING	0	IXLRNSCODEBADMINEMC	"X'00000884'" Value specified for MinEMC is out of range.
0	(0)	BITSTRING	0	IXLRNSCODEBADAMDALEVEL	"X'00000885'" Value specified for AmdaLevel is not valid
0	(0)	BITSTRING	0	IXLRNSCODEBADREQUEST	"X'00000886'" Service or request is not valid
0	(0)	BITSTRING	0	IXLRNSCODEBADEXTRESTOKEN	"X'00000887'" An IXLLIST, IXLCACHE, or IXLRT request specified an extended restart token that is not valid.
0	(0)	BITSTRING	0	IXLRNSCODEBADSTRUCTURESIZE	"X'00000888'" Structure size greater than maximum structure size, or smaller than marginal structure size
0	(0)	BITSTRING	0	IXLRNSCODECALCULATIONOVERFLOW	"X'00000889'" Structure size calculation encountered an overflow condition
0	(0)	BITSTRING	0	IXLRNSCODEBADASCMODE	"X'0000088A'" Caller's ASC mode does not match the requirements of the invoked service.
0	(0)	BITSTRING	0	IXLRNSCODEBADELEMCHARORINCRNUM	

Table 384. Structure (continued)

Offset Dec	Offset Hex	Type	Len	Name(Dim)	Description
					"X'0000088B'" Caller's ElemChar or ElemIncrNum specification exceeds the maximum data size of the input coupling facility.
0	(0)	BITSTRING	0	IXLRNSCODECOMPUTEREJECTED	"X'0000088C'" An IXL CSP request could not be processed due to invalid input. The CSPA_DiagnosticCode field identifies the bad input.
0	(0)	BITSTRING	0	IXLRNSCODEBADENTRYIDTYPE	"X'0000088D'" Request Rejected. EntryIdType requested is not consistent with the EntryIdType of the allocated structure.
0	(0)	BITSTRING	0	IXLRNSCODEINCONSISTENTPARM	"X'0000088E'" Request Rejected. A keyword specification was made that also requires one or more other keywords to be specified.
Sub-reason code constants for reason code 088E, IxlRsnCodeInconsistentParms. Note that for IXLCONN the sub-reason code is placed into ConaDiag2 and into the symptom record as diagnostic information. Note that for IXL CSP the sub-reason code is placed into Cspa_DiagnosticCode.					
		.... .1		IXLYCON_KKEYTYPESECONDARYNOADJUNCT	"X'00000001'" SECONDARY was specified for KEYTYPE but NO was specified for ADJUNCT.
		.... .1.		IXLYCON_KLISTCNTLELEMENTNONE	"X'00000002'" ELEMENT was specified for LISTCNTLTYPE but zero was specified for ELEMENTRATIO or ELEMENTCOUNT.
		.... .11		IXLYCON_KKEEPRATIOSTYPELOCK	"X'00000003'" KEEPRATIO was used with TYPE=LOCK.
		.... .1..		IXLYCON_KKEEPRATIOSSALLOCN0	"X'00000004'" KEEPRATIO was used with ALLOC=NO.
		.... .1.1		IXLYCON_KSCMALGORITHMNEEDSDATA	"X'00000005'" The value specified with SCMALGORITHM requires a structure with data, but ENTRYRATIO, ELEMENTRATIO, ENTRYCOUNT, ELEMENTCOUNT, SCMENTRYCOUNT, or SCMELEMENTCOUNT was zero.
		.... .11.		IXLYCON_KSCMALGORITHMNEEDSKEYS	"X'00000006'" The value specified with SCMALGORITHM requires a structure with keys, but REFOPTION=KEY was not specified
		.... .111		IXLYCON_KSCMALGORITHMMLISTS	"X'00000007'" The value specified with SCMALGORITHM requires a structure with a specific number of lists, but LISTHEADERS did not specify the required value
		.... 1...		IXLYCON_KASYNCDUPLEXNOTLOCK	"X'00000008'" ASYNCDUPLEX=YES requires TYPE=LOCK.
0	(0)	BITSTRING	0	IXLRNSCODEBADREQVERSION	"X'0000088F'" The REQVERSION value specified on an IXLLOCK invocation is not valid. See the keyword description in the IXLLOCK macro for valid values.

Table 384. Structure (continued)

Offset Dec	Offset Hex	Type	Len	Name (Dim)	Description
0	(0)	BITSTRING	0	IXLRNSCODEBADENTRYIDVALUE	"X'00000890'" The specified User entry Id is zero.
0	(0)	BITSTRING	0	IXLRNSCODEBADKEYRANGEEND	"X'00000891'" The specified KeyRangeEnd value is not valid
0	(0)	BITSTRING	0	IXLRNSCODEBADKRNOTEMPTY	"X'00000892'" The specified KRNotEmpty value is not valid.
0	(0)	BITSTRING	0	IXLRNSCODEBADLISTNOTEMPTY	"X'00000893'" The specified ListNotEmpty value is not valid.
0	(0)	BITSTRING	0	IXLRNSCODEBADKEYCOMPARE	"X'00000894'" Request failed based on specified key comparison
0	(0)	BITSTRING	0	IXLRNSCODEBADLISTKEYAREA	"X'00000895'" The storage area specified by LISTKEYAREA is not addressable.
0	(0)	BITSTRING	0	IXLRNSCODEDUPLICATEENTRYID	"X'00000896'" The specified EntryId already exists in the specified structure.
0	(0)	BITSTRING	0	IXLRNSCODEBADKEYTYPE	"X'00000897'" The specified KEYTYPE value is not valid for the specified structure
0	(0)	BITSTRING	0	IXLRNSCODEBADKEYSCANTYPE	"X'00000898'" The specified KEYSCLTYPE value is not valid for the specified structure
0	(0)	BITSTRING	0	IXLRNSCODEBADSKEYCOMPARE	"X'00000899'" The specified SKEYCOMPARE value is not valid for the specified structure
0	(0)	BITSTRING	0	IXLRNSCODEBADSKEYREQTYPE	"X'0000089A'" The specified SKEYREQTYPE value is not valid for the specified structure
0	(0)	BITSTRING	0	IXLRNSCODEBADKEYCOMPARETYP	"X'0000089B'" The specified KEYCOMPARE value is not valid for the specified structure
0	(0)	BITSTRING	0	IXLRNSCODEBADMOVETOKEY	"X'0000089C'" The specified MOVETOKEY value is not valid for the specified structure
0	(0)	BITSTRING	0	IXLRNSCODEBADMOVETOSKEY	"X'0000089D'" The specified MOVETOSKEY value is not valid for the specified structure
0	(0)	BITSTRING	0	IXLRNSCODEBADMINCFLEVEL	"X'0000089E'" The specified MINCFLEVEL value is greater than the specified CFLEVEL value
0	(0)	BITSTRING	0	IXLRNSCODEPCTENTRYRSV	"X'0000089F'" The value specified in PCTENTRYRSV keyword is not valid. A value in the range of 0 to 99 must be specified.
'000008A0'X - reserved, do not use					
0	(0)	BITSTRING	0	IXLRNSCODEBADADUPREQSEQNUM	"X'000008A1'" IXLADUPX received an invalid input asynchronous duplexing request sequence number. It does not represent an asynchronous duplexing request sequence number returned on a previous IXLLOCK, IXLRT, or IXLSYNCH invocation.
0	(0)	BITSTRING	0	IXLRNSCODEBADASYNCXISEQNUM	"X'000008A2'" IXLAXISN received an invalid input asynchronous cross-invalidation sequence number. The value specified in ASYNCXISEQNUM does not represent a valid asynchronous cross-invalidation sequence number returned on a previous IXLCACHE invocation.

Table 384. Structure (continued)

Offset Dec	Offset Hex	Type	Len	Name (Dim)	Description
0	(0)	BITSTRING	0	IXLRSNCODENOASYNCXICONN	"X'000008A3'" The connector did not specify ASYNCXI=IxLConnAsyncXiYes on the IXLCONN invocation when connecting to the cache structure.
0	(0)	BITSTRING	0	IXLRSNCODEBADNEPLORTACTION	"X'000008A4'" An invalid NEPL record data action (NepLORtAction) was specified. NepLORtAllowUseRsv was specified without indicating to write record data (NepLORtWrite).
0	(0)	BITSTRING	0	IXLRSNCODEBADMRTDLEVEL	"X'000008A8'" An invalid value for MRTDLEVEL was specified.
0	(0)	BITSTRING	0	IXLRSNCODEBADSPUSPENDOPTION	"X'000008A9'" Suspend=Fail is not a valid option for lock or serialized list structures.
0	(0)	BITSTRING	0	IXLRSNCODEELEMNUMMISMATCH	"X'000008AA'" For WRITE_DATALIST requests, the specified data area size in the WOB does not match the actual size of the corresponding data area in the data block.
0	(0)	BITSTRING	0	IXLRSNCODEBADDATAOFFSET	"X'000008AB'" On a WRITE_DATALIST request, an invalid DATAOFFSET was specified. No data is returned.
0	(0)	BITSTRING	0	IXLRSNCODEBADGETCOLOCK	"X'000008AC'" On a WRITE_DATALIST request, the change control indicator was set and the get castout lock control indicator was also set in the WOB.
0	(0)	BITSTRING	0	IXLRSNCODEBADHIGHSHAREDVIRT	"X'000008AD'" Request specified a high shared virtual storage area (above 2GB)
0	(0)	BITSTRING	0	IXLRSNCODEBADWRTSUPPRESSCNTL	"X'000008AF'" On a WRITE_DATALIST request, LOCALREGCNTL=YES was specified, but the change control indicator and assignment suppression indicator were not set in a WOB. The data is not written, and the index of the failing write-operation block is returned in the ANSAREA. None of the specified write-operation blocks were processed. Processing of the entire command was suppressed.
0	(0)	BITSTRING	0	IXLRSNCODEBADSCMALGORITHM	"X'000008B0'" A request specified an invalid value for SCMALGORITHM
0	(0)	BITSTRING	0	IXLRSNCODEVALUEOUTOFRANGE	"X'000008B1'" A request specified a value too high or too low for the keyword identified by the sub-reason code. The valid range may be sensitive to the CFLEVEL of the target CF.
Sub-reason code constants for reason code 08B1, IxLRSnCodeValueOutOfRange. For IXLCONN, the sub-reason code is placed into ConaDiag2 and into the symptom record as diagnostic information. For IXLCSPP, the sub-reason code is placed into Cspa_DiagnosticCode.					
	.... ..1			IXLYCON_KSCMAXSIZEHIGH	"X'00000001'" SCMaxSize specified a value out of range high
	.... ..1.			IXLYCON_KSCMENTRYCOUNTHIGH	"X'00000002'" SCEntryCount specified a value out of range high
	.... ..11			IXLYCON_KSCMELEMENTCOUNTHIGH	"X'00000003'" SCMElementCount specified a value out of range high

Table 384. Structure (continued)

Offset Dec	Offset Hex	Type	Len	Name (Dim)	Description
0	(0)	BITSTRING	0	IXLRSNCODEBADUSERTEXT	"X'000008B4'" The USERTEXT area specified on an IXLREBLD POPULATING or WAITING request is not addressable.
0	(0)	BITSTRING	0	IXLRSNCODEBADMONITORVAL	"X'000008B5'" The value specified with the IXLCONN MONITORVAL keyword is not valid. See IxlMonitorXxx for valid values.
0	(0)	BITSTRING	0	IXLRSNCODEBADSSUSPENDENV	"X'000008B6'" A service request was issued from a SUSPEND exit routine or from an SRB routine that the system abended with a 47B system completion code. The caller cannot be suspended while running in this environment.
0	(0)	BITSTRING	0	IXLRSNCODEBADLOCKS	"X'000008B7'" Caller's environment does not match the locking and interrupt status requirements of the invoked service.
0	(0)	BITSTRING	0	IXLRSNCODENOANSAREA	"X'000008B9'" An answer area was not specified. When the connect requested asynchronous cross-invalidate processing, ASYNCCI=YES, and asynchronous cross-invalidates can occur as a result of the IXLCACHE request, an ANSAREA must be specified. The following commands can cause asynchronous cross-invalidates to occur: READ_DATA, WRITE_DATA, WRITE_DATALIST, DELETE_NAME, DELETE_NAMELIST, CROSS_INVAL, CROSS_INVALLIST and REG_NAMELIST
0	(0)	BITSTRING	0	IXLRSNCODEMINIMUMCOUNT	"X'000008BB'" Computation would result in counts smaller than the minimum entry count or the minimum element count. Used only when computing with ScmMaxSize>0 (CFLEVEL 19).
'000008BC'X - '000008BD'X - reserved for higher release - do not use					
0	(0)	BITSTRING	0	IXLRSNCODEUNSUPPORTEDCFLEVEL	"X'000008BE'" Request specified a CFLEVEL value not supported by the invoked service for the current configuration or release of z/OS
Reason Codes -- IxlRetCodeEnvError (Note that the reason codes are of the form "xxxxYYYY" where "xxxx" is used to contain internal diagnostic information)					
0	(0)	BITSTRING	0	IXLRSNCODENOMORECONNS	"X'00000C02'" No further connections available to the specified structure.
'00000C03'X - reserved, do not use					
0	(0)	BITSTRING	0	IXLRSNCODEJOINFAILED	"X'00000C04'" Join Failed. The return code and reason code from IXCJOIN can be found in the connect answer area.
0	(0)	BITSTRING	0	IXLRSNCODESTRNOTINPOLICY	"X'00000C05'" Requested structure is not in the CFRM active policy
0	(0)	BITSTRING	0	IXLRSNCODENOCONN	"X'00000C06'" This system does not have connectivity to the coupling facility containing the structure.
0	(0)	BITSTRING	0	IXLRSNCODECFNOTINPOLICY	"X'00000C07'" Requested coupling facility is not in the CFRM active policy



Table 384. Structure (continued)

Offset Dec	Offset Hex	Type	Len	Name (Dim)	Description
0	(0)	BITSTRING	0	IXLRNSNCODENOFAC	"X'00000C08'" Structure allocation failed because there was not suitable coupling facility to allocate the requested structure.
0	(0)	BITSTRING	0	IXLRNSNCODECONNPREVENTED	"X'00000C09'" Connections to the requested structure are being prevented at this time. See CONASTRUCTURESMDUPESTAB flag for additional structure status.
0	(0)	BITSTRING	0	IXLRNSNCODESTRNOTALLOCATED	"X'00000C0A'" The structure specified is not allocated
0	(0)	BITSTRING	0	IXLRNSNCODERTFULL	"X'00000C0B'" Record portion of Lock structure is full. This reason code may also be issued when the creation of a record data entry would result in the percentage of free entries being less than the percent entry reserved value in effect for the structure.
0	(0)	BITSTRING	0	IXLRNSNCODENOCONNDUPLEXNEWSTR	"X'00000C0C'" This system does not have connectivity to the coupling facility containing the duplexed new structure.
0	(0)	BITSTRING	0	IXLRNSNCODESUPERSEDED	"X'00000C0D'" Request was superseded
0	(0)	BITSTRING	0	IXLRNSNCODEUSABLECF	"X'00000C0E'" FORCE,PNDSTR request specified a CFNAME for a CF that is able to be used
0	(0)	BITSTRING	0	IXLRNSNCODEDENIED	"X'00000C0F'" Request was denied
0	(0)	BITSTRING	0	IXLRNSNCODEOLDGLOBALMANAGERINSTANCE	"X'00000C10'" The global manager instance that initiated the notify exit call is no longer valid. No updates were made during IXLSYNCH processing. The IXLSYNCH requestor should not perform any updates. If updates were made in anticipation of IXLSYNCH completing successfully they should be undone. A new global manager instance may reinitiate a call to the contention exit with the CeplRecovery indication on.
0	(0)	BITSTRING	0	IXLRNSNCODEDEFINE	"X'00000C11'" The local vector requested on Connect could not be defined.
0	(0)	BITSTRING	0	IXLRNSNCODECONNSTGNOTAVAIL	"X'00000C12'" Storage management could not assign connector-related storage areas
0	(0)	BITSTRING	0	IXLRNSNCODESDNOTCREATED	"X'00000C12'" Could not create a data space for storage management. Deprecated synonym for IxLrsnCodeConnStgNotAvail
0	(0)	BITSTRING	0	IXLRNSNCODEREQPURGED	"X'00000C13'" Prior to completion of the request, the request was purged. Reasons: The connector failed, the connector disconnected, the request was purged by IXLPURGE, or requests were purged when the connector provided an IXLEERSP response for the Rebuild Stop or Rebuild Cleanup event.
0	(0)	BITSTRING	0	IXLRNSNCODESTATUSUNKNOWN	"X'00000C14'" The IXLLIST or IXLCACHE request has completed, but the final disposition of the request cannot be determined.

Table 384. Structure (continued)

Offset Dec	Offset Hex	Type	Len	Name (Dim)	Description
0	(0)	BITSTRING	0	IXLRSNCODEMAXCONNECTAS	"X'00000C15'" Maximum number of serialized connections for this address space exceeded (deprecated)
0	(0)	BITSTRING	0	IXLRSNCODEPASNEXCEEDED	"X'00000C16'" Error adding to the PASN access list (deprecated)
0	(0)	BITSTRING	0	IXLRSNCODESTRFULL	"X'00000C17'" IXLLIST or IXLCACHE request could not allocate a structure entry or an event monitor controls object as required by the request -- the structure is full
0	(0)	BITSTRING	0	IXLRSNCODELISTFULL	"X'00000C18'" IXLLIST request could not create a new entry on a list because the list is full.
0	(0)	BITSTRING	0	IXLRSNCODETIMERNOTSET	"X'00000C19'" XES DIE could not be established for this system
0	(0)	BITSTRING	0	IXLRSNCODERESOURCESCONSTRAINED	"X'00000C20'" The amount of inuse storage is above a preestablished threshold. Incoming obtain and alter requests are being rejected until sufficient storage is reclaimed to fall below the threshold.
'00000C21'X - not used					
0	(0)	BITSTRING	0	IXLRSNCODECONNNOTINPOL	"X'00000C23'" Connection failed because information about the previous instance of this connection (for reconnect) could not be rebuilt into the policy. A CFRM couple data set with more CONNECT records is required.
0	(0)	BITSTRING	0	IXLRSNCODEINCOMPATNUMUSER	"X'00000C24'" The composite value of all the NUMUSERS or MAXCONN values specified by connectors to the current structure prevents any additional connections to the structure. This can occur for the following reasons: On Initial connect, the available conid is greater than the smallest NUMUSERS or MAXCONN value specified by an existing connection. On Initial connect, the available conid is greater than the NUMUSERS or MAXCONN value specified on the current IXLCONN request. On Initial connect, the largest conid in use by an existing connection is greater than the NUMUSERS or MAXCONN value specified on the current IXLCONN request. On Rebuild connect, the largest conid in use by an existing connection to the original structure is greater than the NUMUSERS or MAXCONN value specified on the current IXLCONN REBUILD request.
0	(0)	BITSTRING	0	IXLRSNCODESTRFAILURE	"X'00000C25'" Structure failure occurred.
0	(0)	BITSTRING	0	IXLRSNCODECONACTIVE	"X'00000C26'" Connection identified by the connect token is still active.
0	(0)	BITSTRING	0	IXLRSNCODERSPNOTREC	"X'00000C27'" All surviving connections have not responded via IXLEERSP for the requested connection.
0	(0)	BITSTRING	0	IXLRSNCODESTILLACTIVECONN	"X'00000C28'" Structure cannot be deleted because there are still active connections.

Table 384. Structure (continued)

Offset Dec	Offset Hex	Type	Len	Name (Dim)	Description
0	(0)	BITSTRING	0	IXLRSNCODEXESNOTACTIVE	"X'00000C29'" The CFRM function is not active or not available.
0	(0)	BITSTRING	0	IXLRSNCODENOSUCHCONNECTION	"X'00000C2A'" Connection does not exist
Unused '00000C2B'X - '00000C2C'X '00000C2D'X - reserved, do not use '00000C2E'X - reserved, do not use					
0	(0)	BITSTRING	0	IXLRSNCODEFORCECONNPERISTSTR	"X'00000C2F'" Reserved for IBM use.
0	(0)	BITSTRING	0	IXLRSNCODEDUMPINPROGRESS	"X'00000C30'" Dump in progress
0	(0)	BITSTRING	0	IXLRSNCODECONNPENDINGRECONCIL	"X'00000C33'" Structure cannot be deleted because there are connections to the structure in the coupling facility which are pending reconciliation into the CFRM active policy
0	(0)	BITSTRING	0	IXLRSNCODENOACTIVECONNS	"X'00000C35'" Request rejected because there are no active connections.
0	(0)	BITSTRING	0	IXLRSNCODESTOPINPROGRESS	"X'00000C36'" The IXLREBLD START or STARTDUPLEX request is rejected because stop processing was in progress for the same structure name.
0	(0)	BITSTRING	0	IXLRSNCODEUSEREVENTMISMATCH	"X'00000C37'" The user event point specified did not match the currently defined sync point.
0	(0)	BITSTRING	0	IXLRSNCODEUSERMISMATCH	"X'00000C38'" A confirmation was not expected from the responding connector.
Unused 00000C3A					
0	(0)	BITSTRING	0	IXLRSNCODEDUMPSERHELD	"X'00000C3B'" The request failed because dumping serialization is held
0	(0)	BITSTRING	0	IXLRSNCODEREBUILDCONNECT	"X'00000C3C'" The rebuild connect request was not successful because original connection failed.
0	(0)	BITSTRING	0	IXLRSNCODENOTREBUILDING	"X'00000C3D'" The request is rejected because a structure rebuild was not in progress.
0	(0)	BITSTRING	0	IXLRSNCODEINCLEANUP	"X'00000C3E'" The request is rejected because the phase of processing was CLEANUP. The process cannot be stopped.
0	(0)	BITSTRING	0	IXLRSNCODECONNNOTDEFINED	"X'00000C3F'" The responding or designated connection is not defined or is not valid.
0	(0)	BITSTRING	0	IXLRSNCODECONNNOTACTIVE	"X'00000C40'" The responding or designated connection is not active.
0	(0)	BITSTRING	0	IXLRSNCODEUNEXPECTEDRESPONSE	"X'00000C41'" A response was not expected from the responding connection.
0	(0)	BITSTRING	0	IXLRSNCODEINVALIDEVENT	"X'00000C42'" Response not expected for the specified event.
0	(0)	BITSTRING	0	IXLRSNCODEREBUILDCONNEXISTS	

Table 384. Structure (continued)

Offset Dec	Offset Hex	Type	Len	Name (Dim)	Description
					"X'00000C44'" Rebuild Connect already exists for the specified conname.
0	(0)	BITSTRING	0	IXLRSNCODEREBUILDDBADCONN	"X'00000C45'" The issuer of IXLCONN REBUILD is not a connector in the address space the request was issued from or the connector is not active.
0	(0)	BITSTRING	0	IXLRSNCODEREQUESTNOTEXPECTED	"X'00000C46'" The request is not expected during the current phase of processing. Applicable requests: - IXLREBLD REQUEST=COMPLETE - IXLREBLD REQUEST=POPULATING - IXLREBLD REQUEST=WAITING. For IXLREBLD REQUEST=POPULATING or WAITING, this reason code may also indicate that the connector did not specify IXLCONN MONITOR=IXLREBLD on the rebuild connect request.
0	(0)	BITSTRING	0	IXLRSNCODEREBUILDCOMPLETE	"X'00000C46'" Deprecated synonym for IxlRsnCodeRequestNotExpected
0	(0)	BITSTRING	0	IXLRSNCODEREBUILDCONNPHASE	"X'00000C47'" Rebuild connect (IXLCONN with the REBUILD keyword) was requested during the wrong phase of the rebuild process.
0	(0)	BITSTRING	0	IXLRSNCODESUBJCONNNOTDEFINED	"X'00000C48'" Subject connector is not defined.
0	(0)	BITSTRING	0	IXLRSNCODEREBUILDDEERSPIGNORED	"X'00000C49'" RebuildConnectFailure response received for a connection which is no longer active. The original connection has terminated.
0	(0)	BITSTRING	0	IXLRSNCODEREBUILDNOTPERMITTED	"X'00000C4A'" ALLOWREBLD=NO specified by at least one active connection.
0	(0)	BITSTRING	0	IXLRSNCODEUSYNCEVENTNOTSET	"X'00000C4B'" IXLUSYNC REQUEST=SET rejected. The new user event was not set because all confirmations have not yet been received for the current event or all connectors have not been notified of the previously completed user event.
0	(0)	BITSTRING	0	IXLRSNCODERESOURCENOLONGEROWNED	"X'00000C4C'" An IXLLOCK ALTER or UNLOCK request for a resource that is no longer owned. Request is denied.
0	(0)	BITSTRING	0	IXLRSNCODENOSTRDUMP	"X'00000C4D'" Request is not valid because no structure dump exists.
0	(0)	BITSTRING	0	IXLRSNCODEREBUILDCONNECTSTOP	"X'00000C4E'" Rebuild Connect request not successful because rebuild stop occurred.
0	(0)	BITSTRING	0	IXLRSNCODEUSYNCSNOEVENTSET	"X'00000C4F'" IXLUSYNC REQUEST=CONFIRM or IXLUSYNC REQUEST=CONFIRMSET rejected because no user event set.
0	(0)	BITSTRING	0	IXLRSNCODEREBUILDCONNECTNOPREF	"X'00000C50'" Rebuild Connect request not successful because there where no coupling facilities in the preference list and there was no pending policy.
0	(0)	BITSTRING	0	IXLRSNCODEREBUILDINPROGRESS	

Table 384. Structure (continued)

Offset Dec	Offset Hex	Type	Len	Name(Dim)	Description
					"X'00000C51'" Request rejected because a structure rebuild was in progress for the structure. While a structure rebuild is in progress, requests to alter the structure or to force deletion of connections or of the structure are not allowed.
0	(0)	BITSTRING	0	IXLRSNCODEALLOWREBLD	"X'00000C52'" Request rejected because the user either specified ALLOWREBLD=NO and a rebuild was in progress or specified ALLOWREBLD=YES and ALLOWDUPREBLD=NO and a duplexing rebuild was in progress.
0	(0)	BITSTRING	0	IXLRSNCODECFLEVEL	"X'00000C53'" Request rejected because a the connection specified a CFLEVEL that is greater than the maximum CFLEVEL supported by the release of MVS on which the IXLCONN was issued. The maximum CFLEVEL is returned to the connector in the IXLYCONA.
0	(0)	BITSTRING	0	IXLRSNCODENOALTERCF	"X'00000C60'" Request rejected because the structure is allocated in a coupling facility that does not support alter. CFLEVEL equal zero.
0	(0)	BITSTRING	0	IXLRSNCODEALLOWALTER	"X'00000C61'" Request rejected because at least one active, failing, or failed-persistent connection specified ALLOWALTER=NO on IXLCONN. If connections exist that could not be reconciled into the policy because the policy was too small, then the request is rejected.
0	(0)	BITSTRING	0	IXLRSNCODEALTERRATIOCHG	"X'00000C62'" Request rejected because at least one active, failing, or failed-persistent connection specified RATIO=NO on IXLCONN.
0	(0)	BITSTRING	0	IXLRSNCODEALTERNOTINPROG	"X'00000C63'" Request rejected because alter is not in progress for the structure.
0	(0)	BITSTRING	0	IXLRSNCODESTRALTERNOTALLOW	"X'00000C64'" Request rejected because alter is in progress and the connection specified ALLOWALTER=NO on IXLCONN.
0	(0)	BITSTRING	0	IXLRSNCODESTRALTERRESTRICT	"X'00000C65'" Request rejected because alter is in progress and the connection specified thresholds that are more restrictive than the current composite for existing connections.
0	(0)	BITSTRING	0	IXLRSNCODEALTERSTOPINPROG	"X'00000C66'" Request rejected because alter stop was requested and an alter stop is already in progress.
0	(0)	BITSTRING	0	IXLRSNCODEREBLDNOOTHER	"X'00000C67'" Request rejected for one of the following reasons: LOCATION OTHER was either specified or defaulted to and no other suitable coupling facility exists in the preference list or a duplexing rebuild initiated by MVS after the previous duplexing rebuild was stopped by the operator avoids the current coupling facility and the coupling facility containing the previous structure instance and no other coupling facility exists in the preference list.

Table 384. Structure (continued)

Offset Dec	Offset Hex	Type	Len	Name(Dim)	Description
0	(0)	BITSTRING	0	IXLRNSNCODEBADREQCFLEVEL	"X'00000C68'" The request type is not permitted for the level of coupling facility in which the target structure is allocated.
0	(0)	BITSTRING	0	IXLRNSNCODENODELAY	"X'00000C69'" An IXLLOCK request in which the user specified mode(SYNCFAIL) experienced a delay. The request is cancelled.
0	(0)	BITSTRING	0	IXLRNSNCODEREBLDNOBETTERCONN	"X'00000C6A'" No coupling facility in the preference list provided better connectivity than the current facility for this LOSSCONN rebuild. The rebuild was not started to avoid a further degradation in connectivity for the application. This condition may be overridden with the LESSCONNECTION option.
0	(0)	BITSTRING	0	IXLRNSNCODEREBLDINSUFFCONN	"X'00000C6B'" No coupling facility in the preference list provided better or equivalent connectivity than the current facility. The rebuild was not started to avoid a degradation in connectivity for the application. This condition may be overridden with the LESSCONNECTION option. This may also occur during a duplexing rebuild when another coupling facility in the preference list is not available to contain the new duplex structure instance. In this case, the LESSCONNECTION keyword does not apply, and another facility must be made available to the sysplex to allow the duplexing rebuild succeed. This may also occur when an IXLREBLD REQUEST=START is attempted which needs system-managed processing (e.g., rebuild). In the system-managed process case, the LESSCONNECTION keyword does not apply, and another facility must be made available to the sysplex to allow the system-managed process to succeed.
0	(0)	BITSTRING	0	IXLRNSNCODEREBUILDCFNAMEXCFSIGSTR	"X'00000C6C'" A rebuild of an XCF Signalling structure is not permitted via the CFNAME keyword on either an IXLREBLD START request or a SETXCF START,REBUILD command.
0	(0)	BITSTRING	0	IXLRNSNCODESUBJCONNNOTFAILING	"X'00000C6D'" An IXLEERSP Proxy Response or an IXLUSYNC Proxy Response was attempted for connector which is not marked as failing.
0	(0)	BITSTRING	0	IXLRNSNCODEALTERNOTPERMITTED	"X'00000C6E'" CF structure alter is not permitted to start. This may be because of SETXCF MODIFY,ALTER=DISABLED command. A structure-specific ENF35 will be issued when alter is permitted.
0	(0)	BITSTRING	0	IXLRNSNCODEDUPLEXNOTPERMITTED	

Table 384. Structure (continued)

Offset Dec	Offset Hex	Type	Len	Name(Dim)	Description
					"X'00000C6F'" Duplexing not permitted due to connection or policy specification, there are connections pending reconciliation into the CFRM active policy or there is a pending policy change for the structure.
0	(0)	BITSTRING	0	IXLRSNCODEWRONGREBUILDTYPE	"X'00000C70'" IXLREBLD STOP requested and a duplexing rebuild is in progress or IXLREBLD STOPDUPLEX requested and a non-duplexing rebuild is in progress.
0	(0)	BITSTRING	0	IXLRSNCODENOTDUPLEXESTAB	"X'00000C71'" An IXLREBLD STOPDUPLEX KEEP=NEW to switch to the new structure was requested and the process has not reached the duplex established phase. A stop to switch to the new structure cannot be accepted until the duplexing rebuild reaches the duplex established phase.
0	(0)	BITSTRING	0	IXLRSNCODEDUPLEXCOMPLETE	"X'00000C72'" An IXLREBLD DUPLEXCOMPLETE request is not expected. Either switch is not in progress or the connector has not established duplexing yet. If the latter, the connector must either establish duplexing or disconnect, allowing switch processing to proceed.
0	(0)	BITSTRING	0	IXLRSNCODESTRFAILED	"X'00000C73'" The request is rejected because the structure has failed. A request to initiate a duplexing rebuild is rejected if the structure has failed.
0	(0)	BITSTRING	0	IXLRSNCODESTOPPINGDIRECTION	"X'00000C74'" The duplexing rebuild is stopping in a direction that will not keep the structure specified on the IXLREBLD STOPDUPLEX request. The request could not be processed as requested for one of the following reasons: - A request to stop structure duplexing has already been initiated in the other direction. This request is rejected. - A recovery manager is active and this request with REASON=LOSSCONN specified would not have kept the structure in the coupling facility at the recovery site. Duplexing is instead stopped in the other direction to keep the structure in the coupling facility at the recovery site.
0	(0)	BITSTRING	0	IXLRSNCODEDUPLEXNOTFEASIBLE	"X'00000C75'" The IXLREBLD STARTDUPLEX request was not processed because XES determined that allocation of the rebuild new structure would not be feasible
0	(0)	BITSTRING	0	IXLRSNCODEDUPALTER	"X'00000C76'" Request rejected because alter stop was requested and a stop of an alter for a structure in a system-managed duplexing rebuild is not allowed
0	(0)	BITSTRING	0	IXLRSNCODEALTERCFSTART	"X'00000C77'" Reserved for IBM use.
'00000C78'X - reserved for higher release - do not use Unused '00000C79'X - '00000C7F'X					

Table 384. Structure (continued)

Offset Dec	Offset Hex	Type	Len	Name (Dim)	Description
0	(0)	BITSTRING	0	IXLRNSCODEREBUILDPOPCFINPROGRESS	"X'00000C80'" A request to start a POPULATECF rebuild was attempted when either a POPULATECF rebuild or REALLOCATE process was already in progress. The request is not processed.
0	(0)	BITSTRING	0	IXLRNSCODEREBUILDPOPCFNOTINPROGRESS	"X'00000C81'" A request to stop a POPULATECF rebuild was attempted. However, there is no currently active POPULATECF rebuild in progress for the specified coupling facility. The request is not processed.
0	(0)	BITSTRING	0	IXLRNSCODEREBUILDPOPCFNOSTRUCTS	"X'00000C83'" A request to start a POPULATECF rebuild was attempted. No structures were selected for the request. The request is not processed.
0	(0)	BITSTRING	0	IXLRNSCODEREBUILDPOPCFFAILED	"X'00000C84'" A request to start a POPULATECF rebuild was attempted. The specified coupling facility has failed. The request is not processed.
0	(0)	BITSTRING	0	IXLRNSCODEREBUILDPOPCFINCLEANUP	"X'00000C85'" A request to start a POPULATECF rebuild was attempted. The specified coupling facility is in clean up processing. The request is not processed.
0	(0)	BITSTRING	0	IXLRNSCODEREBUILDPOPCFDELETEPENDING	"X'00000C86'" A request to start a POPULATECF rebuild was attempted. The specified coupling facility is in being deleted from the CFRM active policy. The request is not processed.
0	(0)	BITSTRING	0	IXLRNSCODEREBUILDPOPCFINMAINTMODE	"X'00000C87'" A request to start a POPULATECF rebuild was attempted. The specified coupling facility is in maintenance mode. The request is not processed.
0	(0)	BITSTRING	0	IXLRNSCODEREBUILDPOPCFALLOCNOTPERMITTED	"X'00000C88'" A request to start a POPULATECF rebuild was attempted. Structure allocation is not permitted in the specified coupling facility. The request is not processed.
Unused '00000C89'X - '00000C90'X					
0	(0)	BITSTRING	0	IXLRNSCODESYSMGDRESPONSENOTPERMITTED	"X'00000C91'" The structure is in system-managed processing (e.g., rebuild). A response is not permitted from the connection. The request is not processed.
0	(0)	BITSTRING	0	IXLRNSCODESYSMGDNOTSUPPORTEDSTR	



Table 384. Structure (continued)

Offset Dec	Offset Hex	Type	Len	Name(Dim)	Description
0	(0)	BITSTRING	0	IXLRSNCODESYSMGDSTRPREFLIST	"X'00000C92'" A request to initiate a structure rebuild was attempted which needed system-managed processing (e.g., rebuild). The system-managed process cannot be initiated because the structure was not allocated in a coupling facility at the proper CFlevel by a system supporting system-managed processing or has connections that have not been reconciled into the CFRM active policy or structure cleanup is in progress.
0	(0)	BITSTRING	0	IXLRSNCODESYSMGDNOTSUPPORTEDCONN	"X'00000C93'" A request to initiate a structure rebuild was attempted which needed system-managed processing (e.g., rebuild). The system-managed process cannot be initiated because the preference list for the structure is either empty or contains no other coupling facility at the proper CFlevel or the only capable coupling facility contains the structure and no CFRM policy change is pending.
0	(0)	BITSTRING	0	IXLRSNCODESYSMGDBADSTARTREASON	"X'00000C94'" A request to initiate a structure rebuild was attempted which needed system-managed processing (e.g., rebuild). The system-managed process cannot be initiated either because there is at least one active connection and all connections did not specify ALLOWAUTO=YES on IXLCONN or because the structure only has failed-persistent connections and all connections did not specify ALLOWAUTO=YES on IXLCONN.
0	(0)	BITSTRING	0	IXLRSNCODESYSMGDLOSSCONN	"X'00000C95'" An IXLREBLD REQUEST=START invocation would have resulted in system-managed rebuild. The request specified a STARTREASON of LOSSCONN or STRFAILURE, which are not valid reasons for starting the resulting process.
0	(0)	BITSTRING	0	IXLRSNCODESYSMGDREQUESTNOTPERMITTED	"X'00000C96'" A request to initiate a structure rebuild was attempted which needed system-managed processing (e.g., rebuild). The system-managed process cannot be initiated because an active or failing connector does not have connectivity to the target structure.
0	(0)	BITSTRING	0	IXLRSNCODESYSMGDCOMPLETENOTPERMITTED	"X'00000C97'" The request was issued for a structure which is undergoing a system-managed process (e.g., rebuild). The request is not processed. Applicable requests: - IXLREBLD REQUEST=COMPLETE - IXLREBLD REQUEST=DUPLEXCOMPLETE - IXLREBLD REQUEST=POPULATING - IXLREBLD REQUEST=WAITING
0	(0)	BITSTRING	0	IXLRSNCODESYSMGDCOMPLETENOTPERMITTED	"X'00000C97'" Deprecated synonym for Ix1RsnC odeSysMgdRequestNotPermitted

Table 384. Structure (continued)

Offset Dec	Offset Hex	Type	Len	Name (Dim)	Description
0	(0)	BITSTRING	0	IXLRSNCODECFNOTACCESSIBLE	"X'00000C98'" The system does not have connectivity to the requested coupling facility. Possible causes include: The facility is not described by the active CFRM policy, there is no CFRM couple data set, the system from which the request is issued does not have connectivity to the facility, or the facility has failed.
0	(0)	BITSTRING	0	IXLRSNCODESYSMGDNOTSUPPORTEDCDS	"X'00000C99'" A request to initiate a structure rebuild was attempted which needed system-managed processing (e.g., rebuild). The system-managed process cannot be initiated because the CFRM couple data set was not formatted at the minimum required level.
0	(0)	BITSTRING	0	IXLRSNCODEINSUFFCFLEVELUSER	"X'00000C9A'" An IXLCONN request specified a minimum CFLEVEL which is greater than the level of the coupling facility in which the target structure is allocated.
0	(0)	BITSTRING	0	IXLRSNCODESYSMGDNOHISTORY	"X'00000C9B'" A request to initiate a duplexing rebuild was attempted which needed system-managed processing. The system-managed duplexing rebuild cannot be initiated because there are no connections to the structure and the structure has not previously been duplexed using system-managed processing.
0	(0)	BITSTRING	0	IXLRSNCODEDUPLEXFAILURE	"X'00000C9C'" Reserved for IBM use.
0	(0)	BITSTRING	0	IXLRSNCODEQUIESCEDSUSPENDFAIL	"X'00000CA0'" The request is failed because the structure is quiesced for a system-managed process (but not a stop or switch to fall out of a system-managed duplexing rebuild), and SUSPEND=FAIL is specified
0	(0)	BITSTRING	0	IXLRSNCODENOCONNDUPLEXOLDSTR	"X'00000CA1'" The request failed because the system does not have connectivity to the CF containing the old instance of a duplexed structure
0	(0)	BITSTRING	0	IXLRSNCODESTORAGECLASSMEMORYINUSE	"X'00000CA2'" The request failed because the structure has objects in storage-class (flash) memory.
0	(0)	BITSTRING	0	IXLRSNCODESTRALTERSCM	"X'00000CA3'" The request failed because the connection specified IXLCONN ALLOWALTER=NO but the target structure is allocated to support storage-class memory

Table 384. Structure (continued)

Offset Dec	Offset Hex	Type	Len	Name (Dim)	Description
0	(0)	BITSTRING	0	IXLRSNCODEASYNCDEXSTR	"X'00000CA9'" An IXLREBLD REQUEST=STARTDUPLEX was attempted. The CFRM policy requires that duplexing with the active structure be done with system-managed asynchronous duplexing, but the active structure does not support system-managed asynchronous duplexing for one of the following reasons: 1) The CFLEVEL of the coupling facility does not support asynchronous duplexing, or 2) Asynchronous duplexing not supported for the structure type
0	(0)	BITSTRING	0	IXLRSNCODEASYNCDEXCONN	"X'00000CAA'" An IXLREBLD REQUEST=STARTDUPLEX was attempted. The CFRM policy requires that duplexing with the active structure be done with system-managed asynchronous duplexing, but one or more active connectors is ASYNCDUPLEX=NO.
0	(0)	BITSTRING	0	IXLRSNCODEXESFAIL	"X'0000100A'" The IXLGM support encountered a software control block failure for which processing could not continue
0	(0)	BITSTRING	0	IXLRSNCODESYSMGDXCFERROR	"X'0000100B'" An IXLREBLD REQUEST=START was attempted which needed system-managed processing (e.g., rebuild). The system-managed process cannot be initiated because the necessary CFRM active policy data area could not be obtained. The request is not processed.
0	(0)	BITSTRING	0	IXLRSNCODENOTAVAILABLE	"X'FFFFFFFF'" XES functions are not available. This can be because the hardware necessary to provide XES functions is not present.
0	(0)	BITSTRING	0	IXLRSNCODENOTAVAILABLE16	"X'0000FFFF'" XES functions are not available at all. This can be because the hardware necessary to provide XES function is not present.
Return codes for use within Contention Exit					
0	(0)	X'0'	0	IXLRCCONTEXITCONTINUEMANAGEMENT	"0" Continue normal management.
0	(0)	X'4'	0	IXLRCCONTEXITSTOPMANAGEMENT	"4" No further calls to the contention exit should be made unless contention re-occurs. This would be used when notifications were requested, but all contention has ceased.
0	(0)	X'8'	0	IXLRCCONTEXITCALLAGAIN	"8" Indicates that the contention exit should be invoked again with the resource request queue updated to reflect actions (Grants, etc.) that were taken during the previous invocation of the exit. This should be used when the exit has a need to view the updated request queue and cannot wait for the normal means of doing so (i.e. arrival of a new request)

Table 384. Structure (continued)

Offset Dec	Offset Hex	Type	Len	Name(Dim)	Description
0	(0)	X'C'	0	IXLRCCONTEXTREBUILDDEFER	"12" Indicates that XES should not invoke the contention exit again for this resource on behalf of this instance of the structure until rebuild processing has completed. If this exit is executing on behalf of the new structure during the rebuild process (i.e. CeplRebuild=ON) then the exit will be restarted upon completion of rebuild processing (i.e. when this connector responds to the rebuild cleanup event by issuing IXLEERSP EVENT=REBUILDCLANUP). If this exit is executing on behalf of the original structure during the rebuild process (CeplRebuildOrig=ON) then the exit will only be restarted if the rebuild is subsequently stopped. Specifically, it will be restarted after this connector confirms the rebuild stop by successfully issuing IXLEERSP EVENT=REBUILDSTOP. Note, any actions requested by the contention exit through manipulation of the action flags in the CEPL entries will be ignored when this return code is specified. Additionally, if a contention exit returns to XES with this return code during a period when rebuild is not in progress (i.e. CeplRebuild =OFF AND CeplRebuildOrig=OFF) then XES will issue an abend and terminate the connection
Return codes for use within Event Exit					
0	(0)	X'0'	0	IXLRCEVENTEXITRESPONSE	"0" This return code indicates that the connector has confirmed an event presented to the event exit.
0	(0)	X'1'	0	IXLRCEVENTEXITRELEASECONN	"1" This return code indicates that the connector has confirmed a connection failed event or an existing connection event (failed persistent connection only) and has requested that the failed persistent connection be released. Setting this return code is equal to invoking the IXLEERSP service with the RELEASECONN=YES keyword.
0	(0)	X'8'	0	IXLRCEVENTEXITLATERESPONSE	"8" The Connector will issue IXLEERSP later.
Structure Types - External					
		.... ..11		IXLSTRYPELIST	"X'03'" List Structure - External
		.... .1..		IXLSTRYPECACHE	"X'04'" Cache Structure - External
Mask for isolating the non-component-diagnostic portion of a reason code, to be ANDed with the return code provided by XES before comparing it to the BIT(32) constants declared in IXLYCON.					
0	(0)	BITSTRING	0	IXLRSNCODEMASK	"X'0000FFFF'" Reason code mask
IXLUSYNC completion code set by XES when a connector fails or disconnects when a response to an outstanding user sync point is owed.					
0	(0)	BITSTRING	0	IXLUSYNCFXAILEDUSERCOMPCODE	"X'0000FFFF'" IXLUSYNC completion code set by XES for failed user

Table 384. Structure (continued)

Offset Dec	Offset Hex	Type	Len	Name (Dim)	Description
CFLEVEL constants					
0	(0)	X'0'	0	IXLCFLEVEL0	"0" CFLEVEL 0
0	(0)	X'1'	0	IXLCFLEVEL1	"1" CFLEVEL 1
0	(0)	X'2'	0	IXLCFLEVEL2	"2" CFLEVEL 2
0	(0)	X'3'	0	IXLCFLEVEL3	"3" CFLEVEL 3
0	(0)	X'4'	0	IXLCFLEVEL4	"4" CFLEVEL 4
0	(0)	X'5'	0	IXLCFLEVEL5	"5" CFLEVEL 5
0	(0)	X'6'	0	IXLCFLEVEL6	"6" CFLEVEL 6
0	(0)	X'7'	0	IXLCFLEVEL7	"7" CFLEVEL 7
0	(0)	X'8'	0	IXLCFLEVEL8	"8" CFLEVEL 8
0	(0)	X'9'	0	IXLCFLEVEL9	"9" CFLEVEL 9
0	(0)	X'A'	0	IXLCFLEVEL10	"10" CFLEVEL 10
0	(0)	X'B'	0	IXLCFLEVEL11	"11" CFLEVEL 11
0	(0)	X'C'	0	IXLCFLEVEL12	"12" CFLEVEL 12
0	(0)	X'D'	0	IXLCFLEVEL13	"13" CFLEVEL 13
0	(0)	X'E'	0	IXLCFLEVEL14	"14" CFLEVEL 14
0	(0)	X'F'	0	IXLCFLEVEL15	"15" CFLEVEL 15
0	(0)	X'10'	0	IXLCFLEVEL16	"16" CFLEVEL 16
0	(0)	X'11'	0	IXLCFLEVEL17	"17" CFLEVEL 17
0	(0)	X'12'	0	IXLCFLEVEL18	"18" CFLEVEL 18
0	(0)	X'13'	0	IXLCFLEVEL19	"19" CFLEVEL 19
0	(0)	X'14'	0	IXLCFLEVEL20	"20" CFLEVEL 20
0	(0)	X'15'	0	IXLCFLEVEL21	"21" CFLEVEL 21
0	(0)	X'16'	0	IXLCFLEVEL22	"22" CFLEVEL 22
0	(0)	X'17'	0	IXLCFLEVEL23	"23" CFLEVEL 23
0	(0)	X'18'	0	IXLCFLEVEL24	"24" CFLEVEL 24
0	(0)	X'19'	0	IXLCFLEVEL25	"25" CFLEVEL 25
0	(0)	X'1A'	0	IXLCFLEVEL26	"26" CFLEVEL 26

Table 385. Structure IXLSDWACOMU

Offset Dec	Offset Hex	Type	Len	Name (Dim)	Description
0	(0)	STRUCTURE	0	IXLSDWACOMU	
0	(0)	CHARACTER	5	IXLSDWACOMUCOMPID	Component ID 'SCIXL'
5	(5)	BITSTRING	1	IXLSDWACOMUFLAGS1	First flags byte
Bit definitions:					
		1... ....		IXLSDWACOMUREQASYNC	"X'80'" The IXLLIST/IXLCACHE request is being processed asynchronously. The specified notification method will be used when the request completes.
		.1.. ....		IXLSDWACOMUREQPURGED	"X'40'" The IXLLIST/IXLCACHE request was purged. The request was not executed. This bit is only valid when the IxlSdwaComuReqAsync bit is not set.
6	(6)	CHARACTER	2		Reserved

Table 385. Structure IXLSDWACOMU (continued)

Offset Dec	Offset Hex	Type	Len	Name (Dim)	Description
8	(8)	CHARACTER	1	IXLSDWACOMUEND(0)	
8	(8)	X'8'	0	IXLSDWACOMU_LEN	"*-IXLSDWACOMU"

Table 386. Cross Reference for IXLYCON

Name	Offset	Hex	Tag
IXLALGORITHMKEYPRIORITY1	0		1
IXLCACHEAXIOVERRIDENO	0		0
IXLCACHEAXIOVERRIDEYES	0		1
IXLCFLEVEL0	0		0
IXLCFLEVEL1	0		1
IXLCFLEVEL10	0		A
IXLCFLEVEL11	0		B
IXLCFLEVEL12	0		C
IXLCFLEVEL13	0		D
IXLCFLEVEL14	0		E
IXLCFLEVEL15	0		F
IXLCFLEVEL16	0		10
IXLCFLEVEL17	0		11
IXLCFLEVEL18	0		12
IXLCFLEVEL19	0		13
IXLCFLEVEL2	0		2
IXLCFLEVEL20	0		14
IXLCFLEVEL21	0		15
IXLCFLEVEL22	0		16
IXLCFLEVEL23	0		17
IXLCFLEVEL24	0		18
IXLCFLEVEL25	0		19
IXLCFLEVEL26	0		1A
IXLCFLEVEL3	0		3
IXLCFLEVEL4	0		4
IXLCFLEVEL5	0		5
IXLCFLEVEL6	0		6
IXLCFLEVEL7	0		7
IXLCFLEVEL8	0		8
IXLCFLEVEL9	0		9
IXLCONNASYNXCINO	0		0
IXLCONNASYNXCIIYES	0		1
IXLCONNMONITORSTORAGENO	0		0
IXLCONNMONITORSTORAGEYES	0		1

Table 386. Cross Reference for IXLYCON (continued)

Name	Offset	Hex Tag
IXLLISTCNTLTYPPELEMENT	0	2
IXLLISTCNTLTYPPEENTRY	0	1
IXLLOCKALLOWUSERSVNO	0	0
IXLLOCKALLOWUSERSVYES	0	1
IXLLOCKCRITICALREQUESTNO	0	0
IXLLOCKCRITICALREQUESTYES	0	1
IXLMODENORESPONSE	0	1
IXLMODESYNCEXIT	0	0
IXLMODESYNCFAIL	0	3
IXLMODESYNCSUSPEND	0	2
IXLMONITORCFREQRATE	0	1
IXLMONITORDEFAULT	0	0
IXLMONITORIXLREBLD	0	2
IXLRCCONTEXTCALLAGAIN	0	8
IXLRCCONTEXTCONTINUEMANAGEMENT	0	0
IXLRCCONTEXTREBUILDDEFER	0	C
IXLRCCONTEXTSTOPMANAGEMENT	0	4
IXLRCEVENTEXITLATERESPONSE	0	8
IXLRCEVENTEXITRELEASECONN	0	1
IXLRCEVENTEXITRESPONSE	0	0
IXLRETCODEALLEMPVAL	0	0
IXLRETCODEALLEMPVALFULL	0	0
IXLRETCODEBUFNOTVALID	0	4
IXLRETCODEBUFVALID	0	0
IXLRETCODECOMPERROR	0	10
IXLRETCODECONNECTED	0	0
IXLRETCODEENVEERROR	0	C
IXLRETCODEINDXINVALID	0	8
IXLRETCODEINVALIDLEN	0	10
IXLRETCODEINVALIDTOKEN	0	C
IXLRETCODELESSTHAN	0	4
IXLRETCODELSTEMPTY	0	0
IXLRETCODELSTFULL	0	0
IXLRETCODELSTNONEMPTY	0	4
IXLRETCODELSTNONFULL	0	4
IXLRETCODEMODIFYDONE	0	0
IXLRETCODENOSTORAGE	0	8
IXLRETCODENOTCONNECTED	0	4
IXLRETCODEOK	0	0

Table 386. Cross Reference for IXLYCON (continued)

Name	Offset	Hex Tag
IXLRETCODEPARMERROR	0	8
IXLRETCODESOMENEINV	0	4
IXLRETCODESOMENEINVNF	0	4
IXLRETCODEWARNING	0	4
IXLRSNCODEALLOWALTER	0	C61
IXLRSNCODEALLOWREBLD	0	C52
IXLRSNCODEALREADYALTERING	0	427
IXLRSNCODEALREADYCALLED	0	80C
IXLRSNCODEALREADYOWNED	0	812
IXLRSNCODEALREADYPENDING	0	813
IXLRSNCODEALREADYREBUILDING	0	415
IXLRSNCODEALREADYSTOPPING	0	416
IXLRSNCODEALTERCFSTART	0	C77
IXLRSNCODEALTERNOTINPROG	0	C63
IXLRSNCODEALTERNOTPERMITTED	0	C6E
IXLRSNCODEALTERRATIOCHG	0	C62
IXLRSNCODEALTERSTOPINPROG	0	C66
IXLRSNCODEAREATOOSMALL	0	80D
IXLRSNCODEEASYNCDUPLEXCONN	0	CAA
IXLRSNCODEEASYNCDUPLEXSTR	0	CA9
IXLRSNCODEEASYNCH	0	402
IXLRSNCODEBADADJALET	0	83B
IXLRSNCODEBADADUPREQSEQNUM	0	8A1
IXLRSNCODEBADAMDALEVEL	0	885
IXLRSNCODEBADANSALET	0	83C
IXLRSNCODEBADANSAREA	0	838
IXLRSNCODEBADANSLEN	0	83D
IXLRSNCODEBADAREA	0	80E
IXLRSNCODEBADAREALET	0	80F
IXLRSNCODEBADASCMODE	0	88A
IXLRSNCODEBADASYNXCISEQNUM	0	8A2
IXLRSNCODEBADBOUNDARY	0	82C
IXLRSNCODEBADBUFKEY	0	866
IXLRSNCODEBADBUFLIST	0	867
IXLRSNCODEBADBUFSIZE	0	864
IXLRSNCODEBADBUFSPEC	0	865
IXLRSNCODEBADCFLEVEL	0	881
IXLRSNCODEBADCOBEG	0	82A
IXLRSNCODEBADCOCLASS	0	82E



Table 386. Cross Reference for IXLYCON (continued)

Name	Offset	Hex Tag
IXLRSNCODEBADCOLOCKSTATE	0	81E
IXLRSNCODEBADCONID	0	817
IXLRSNCODEBADCONNAME	0	80B
IXLRSNCODEBADCONTOKEN	0	80A
IXLRSNCODEBADDATAADDR	0	835
IXLRSNCODEBADDATAALET	0	83A
IXLRSNCODEBADDATAOFFSET	0	8AB
IXLRSNCODEBADDUPLEXINSTANCE	0	434
IXLRSNCODEBADELEMCHARORINCRNUM	0	88B
IXLRSNCODEBADELEMNUM	0	86A
IXLRSNCODEBADEMCSTGPCT	0	883
IXLRSNCODEBADENTRYID	0	843
IXLRSNCODEBADENTRYIDTYPE	0	88D
IXLRSNCODEBADENTRYIDVALUE	0	890
IXLRSNCODEBADENTRYLIST	0	840
IXLRSNCODEBADENTRYNAME	0	841
IXLRSNCODEBADENTRYVERSION	0	83F
IXLRSNCODEBADEXTRESTOKEN	0	887
IXLRSNCODEBADFUNCTION	0	87E
IXLRSNCODEBADGETCOLOCK	0	8AC
IXLRSNCODEBADHIGHSHAREDVIRT	0	8AD
IXLRSNCODEBADID	0	844
IXLRSNCODEBADIDINDEX	0	82B
IXLRSNCODEBADKEYCOMPARE	0	894
IXLRSNCODEBADKEYCOMPARETYP	0	89B
IXLRSNCODEBADKEYRANGEEND	0	891
IXLRSNCODEBADKEYSCANTYPE	0	898
IXLRSNCODEBADKEYTYPE	0	897
IXLRSNCODEBADKRNOTEMPTY	0	892
IXLRSNCODEBADLISTAUTH	0	859
IXLRSNCODEBADLISTKEYAREA	0	895
IXLRSNCODEBADLISTNOTEMPTY	0	893
IXLRSNCODEBADLISTNUMBER	0	847
IXLRSNCODEBADLOCKCOMP	0	854
IXLRSNCODEBADLOCKINDEX	0	846
IXLRSNCODEBADLOCKS	0	8B7
IXLRSNCODEBADLRBTYPE	0	877
IXLRSNCODEBADMAXCONN	0	857
IXLRSNCODEBADMINCFLEVEL	0	89E

Table 386. Cross Reference for IXLYCON (continued)

Name	Offset	Hex Tag
IXLRSNCODEBADMINEMC	0	884
IXLRSNCODEBADMODEVAL	0	879
IXLRSNCODEBADMONITORVAL	0	8B5
IXLRSNCODEBADMOSVECTOR	0	880
IXLRSNCODEBADMOVETOKEY	0	89C
IXLRSNCODEBADMOVETOLIST	0	84E
IXLRSNCODEBADMOVETOSKEY	0	89D
IXLRSNCODEBADMRTDLEVEL	0	8A8
IXLRSNCODEBADNEPL	0	815
IXLRSNCODEBADNEPLORTACTION	0	8A4
IXLRSNCODEBADNONPGBLATTR	0	834
IXLRSNCODEBADNSBAREA	0	875
IXLRSNCODEBADNUMNAMES	0	830
IXLRSNCODEBADPARITY	0	82F
IXLRSNCODEBADPARMLIST	0	801
IXLRSNCODEBADPARMLISTALET	0	802
IXLRSNCODEBADPGBLATTR	0	833
IXLRSNCODEBADREADADJDATA	0	40D
IXLRSNCODEBADREADTYPE	0	822
IXLRSNCODEBADREALADDR	0	836
IXLRSNCODEBADRECLVCTR	0	868
IXLRSNCODEBADREFOPTION	0	882
IXLRSNCODEBADREQBUFFER	0	878
IXLRSNCODEBADREQCFLEVEL	0	C68
IXLRSNCODEBADREQNUM	0	876
IXLRSNCODEBADREQTOKEN	0	831
IXLRSNCODEBADREQTOKENAREA	0	839
IXLRSNCODEBADREQUEST	0	886
IXLRSNCODEBADREQVERSION	0	88F
IXLRSNCODEBADRESET	0	848
IXLRSNCODEBADRESTOKEN	0	849
IXLRSNCODEBADRNAMELEN	0	87A
IXLRSNCODEBADRNLINDEX	0	874
IXLRSNCODEBADSCMALGORITHM	0	8B0
IXLRSNCODEBADSEQNUMINSTANCE	0	43C
IXLRSNCODEBADSKYCOMPARE	0	899
IXLRSNCODEBADSKYREQTYPE	0	89A
IXLRSNCODEBADSTATE	0	814
IXLRSNCODEBADSTGCLASS	0	82D

Table 386. Cross Reference for IXLYCON (continued)

Name	Offset	Hex Tag
IXLRSNCODEBADSTGSTATS	0	869
IXLRSNCODEBADSTRUCTURESIZE	0	888
IXLRSNCODEBADSUSPENDENV	0	8B6
IXLRSNCODEBADSUSPENDOPTION	0	8A9
IXLRSNCODEBADSYNCFAILDELAY	0	87C
IXLRSNCODEBADTCB	0	805
IXLRSNCODEBADUNLOCKVAL	0	829
IXLRSNCODEBADUSEREVENT	0	858
IXLRSNCODEBADUSERTEXT	0	8B4
IXLRSNCODEBADVECTOROP	0	819
IXLRSNCODEBADVERSION#	0	804
IXLRSNCODEBADVERSIONNUM	0	804
IXLRSNCODEBADWDLINDEX	0	874
IXLRSNCODEBADWORBAREA	0	87D
IXLRSNCODEBADWRITEADJDATA	0	837
IXLRSNCODEBADWRTSUPPRESSCNTL	0	8AF
IXLRSNCODEBUFFERFULL	0	40F
IXLRSNCODECALCULATIONOVERFLOW	0	889
IXLRSNCODECFACCESSREQUIRED	0	1
IXLRSNCODECFLEVEL	0	C53
IXLRSNCODECFNOTACCESSIBLE	0	C98
IXLRSNCODECFNOTINPOLICY	0	C07
IXLRSNCODECOCLASSERR	0	422
IXLRSNCODECOLOCKHELD	0	827
IXLRSNCODECOMPUTEREJECTED	0	88C
IXLRSNCODECONACTIVE	0	C26
IXLRSNCODECONNAME	0	81F
IXLRSNCODECONNAMEERR	0	823
IXLRSNCODECONNNOTACTIVE	0	C40
IXLRSNCODECONNNOTDEFINED	0	C3F
IXLRSNCODECONNOTINPOL	0	C23
IXLRSNCODECONNPENDINGRECONCIL	0	C33
IXLRSNCODECONNPREVENTED	0	C09
IXLRSNCODECONNSTGNOTAVAIL	0	C12
IXLRSNCODECOUNCHANGED	0	828
IXLRSNCODECROSSINVALSOUTSTANDING	0	43A
IXLRSNCODEDEFINE	0	C11
IXLRSNCODEDENIED	0	C0F
IXLRSNCODEDIRRATIO	0	860

Table 386. Cross Reference for IXLYCON (continued)

Name	Offset	Hex Tag
IXLRSNCODESDNOTCREATED	0	C12
IXLRSNCODEDUMPINPROGRESS	0	C30
IXLRSNCODEDUMPSEHLED	0	C3B
IXLRSNCODEDUPALTER	0	C76
IXLRSNCODEDUPLEXCOMPLETE	0	C72
IXLRSNCODEDUPLEXFAILURE	0	C9C
IXLRSNCODEDUPLEXNOTFEASIBLE	0	C75
IXLRSNCODEDUPLEXNOTPERMITTED	0	C6F
IXLRSNCODEDUPLICATEENTRYID	0	896
IXLRSNCODEELEMINCRNUM	0	86B
IXLRSNCODEELEMNUMMISMATCH	0	8AA
IXLRSNCODEENTRIESCHANGED	0	855
IXLRSNCODEENTRYRATIO	0	861
IXLRSNCODEEXITCOND	0	411
IXLRSNCODEFORCECONNDELSTR	0	41A
IXLRSNCODEFORCECONNPERSISTSTR	0	C2F
IXLRSNCODEFORCESTRDELCONNS	0	41B
IXLRSNCODEHALTCHANGEDDATA	0	42A
IXLRSNCODEHIGHCOEND	0	40B
IXLRSNCODEIGNOREFORREBUILDSTOP	0	41D
IXLRSNCODEIGNOREFORSYSGDSTOP	0	428
IXLRSNCODEINCLEANUP	0	C3E
IXLRSNCODEINCOMPATNUMUSER	0	C24
IXLRSNCODEINCOMPATSTATE	0	826
IXLRSNCODEINCONSISTENTPARM	0	88E
IXLRSNCODEINSUFFCFLEVELUSER	0	C9A
IXLRSNCODEINVALIDCFLEVEL	0	86F
IXLRSNCODEINVALIDCOCLASS	0	85E
IXLRSNCODEINVALIDEVENT	0	C42
IXLRSNCODEINVALIDLISTATTR	0	85C
IXLRSNCODEINVALIDSTGCLASS	0	85D
IXLRSNCODEINVALIDVECTORLEN	0	85F
IXLRSNCODEINVLISTVINDEK	0	853
IXLRSNCODEJOINFAILED	0	C04
IXLRSNCODELISTFULL	0	C18
IXLRSNCODELOCALREGWRTSUPPRESS	0	42C
IXLRSNCODELOCKCOND	0	410
IXLRSNCODELOCKHELDDBSYS	0	412
IXLRSNCODELOCKNOTHELD	0	40E

Table 386. Cross Reference for IXLYCON (continued)

Name	Offset	Hex Tag
IXLRNSNCODEMASK	0	FFFF
IXLRNSNCODEMASTERAS	0	808
IXLRNSNCODEMAXCONNECTAS	0	C15
IXLRNSNCODEMAXELEMNUM	0	862
IXLRNSNCODEMAXELEMNUMELEMCHAR	0	871
IXLRNSNCODEMAXLISTKEY	0	83E
IXLRNSNCODEMINELEMENT	0	873
IXLRNSNCODEMINENTRY	0	872
IXLRNSNCODEMINIMUMCOUNT	0	8BB
IXLRNSNCODEMOREDATA	0	404
IXLRNSNCODENOACTIVECONNS	0	C35
IXLRNSNCODENOADJUNCTDATA	0	40C
IXLRNSNCODENOALTERCF	0	C60
IXLRNSNCODENOANSAREA	0	8B9
IXLRNSNCODENOASYNXCICONN	0	8A3
IXLRNSNCODENOCFACCESSREQUIRED	0	0
IXLRNSNCODENOCNN	0	C06
IXLRNSNCODENOCNNDDUPLEXNEWSTR	0	C0C
IXLRNSNCODENOCNNDDUPLEXOLDSTR	0	CA1
IXLRNSNCODENODELAY	0	C69
IXLRNSNCODENODELETEONRELEASE	0	424
IXLRNSNCODENOELEMENTTOKEEP	0	418
IXLRNSNCODENOENTRY	0	825
IXLRNSNCODENOFAC	0	C08
IXLRNSNCODENOKEYS	0	84A
IXLRNSNCODENOLENTRIES	0	81B
IXLRNSNCODENOLISTHDRS	0	81C
IXLRNSNCODENOLISTVECTOR	0	852
IXLRNSNCODENOLOCKS	0	84B
IXLRNSNCODENOLOCKSHELD	0	41F
IXLRNSNCODENOMORECONNS	0	C02
IXLRNSNCODENOMORERTES	0	406
IXLRNSNCODENONAMES	0	845
IXLRNSNCODENORCLVCTR	0	832
IXLRNSNCODENOREADDATA	0	40A
IXLRNSNCODENORTENTRY	0	81A
IXLRNSNCODENORTE EXISTS	0	816
IXLRNSNCODENOSAFAUTH	0	84C
IXLRNSNCODENOSCMDATA	0	430

Table 386. Cross Reference for IXLYCON (continued)

Name	Offset	Hex Tag
IXLRSNCODENOSTRDUMP	0	C4D
IXLRSNCODENOSTRFOUND	0	425
IXLRSNCODENOSUCHCONNECTION	0	C2A
IXLRSNCODENOSUSPENDISABLE	0	851
IXLRSNCODENOTAVAILABLE	0	FFFFFF
IXLRSNCODENOTAVAILABLE16	0	FFFF
IXLRSNCODENOTDISABLED	0	85A
IXLRSNCODENOTDUPLEXESTAB	0	C71
IXLRSNCODENOTENABLED	0	807
IXLRSNCODENOTINSECONDARY	0	432
IXLRSNCODENOTLASTCONFIRMATION	0	417
IXLRSNCODENOTLOCKSTR	0	818
IXLRSNCODENOTREBUILDING	0	C3D
IXLRSNCODENOUPTONKEEP	0	419
IXLRSNCODENOVARRNAME	0	87B
IXLRSNCODEOLDGLOBALMANAGERINSTANCE	0	C10
IXLRSNCODEOWNINGRESOURCES	0	401
IXLRSNCODEPASNEXCEEDED	0	C16
IXLRSNCODEPCTENTRYRSV	0	89F
IXLRSNCODEPENDING	0	41C
IXLRSNCODEPERSISTENTLOCK	0	842
IXLRSNCODEPRIMARYNOTHOME	0	809
IXLRSNCODEQUIESCEDSUSPENDFAIL	0	CA0
IXLRSNCODERCLVCTRNOTSET	0	414
IXLRSNCODEREBLDINSUFFCONN	0	C6B
IXLRSNCODEREBLDNOBETTERCONN	0	C6A
IXLRSNCODEREBLDNOOTHER	0	C67
IXLRSNCODEREBUILDDBADCONN	0	C45
IXLRSNCODEREBUILD CFNAMEXCFSIGSTR	0	C6C
IXLRSNCODEREBUILDCOMPLETE	0	C46
IXLRSNCODEREBUILDCONNECT	0	C3C
IXLRSNCODEREBUILDCONNECTNOPREF	0	C50
IXLRSNCODEREBUILDCONNECTSTOP	0	C4E
IXLRSNCODEREBUILDCONNEXISTS	0	C44
IXLRSNCODEREBUILDCONNPHASE	0	C47
IXLRSNCODEREBUILDDEERSPIGNORED	0	C49
IXLRSNCODEREBUILDINPROGRESS	0	C51
IXLRSNCODEREBUILDNOTPERMITTED	0	C4A
IXLRSNCODEREBUILDPOPCFALLOCPERMITTED	0	C88

Table 386. Cross Reference for IXLYCON (continued)

Name	Offset	Hex Tag
IXLRSNCODEREBUILDPOPCFDELETEPENDING	0	C86
IXLRSNCODEREBUILDPOPCFFAILED	0	C84
IXLRSNCODEREBUILDPOPCFINCLEANUP	0	C85
IXLRSNCODEREBUILDPOPCFINMAINTMODE	0	C87
IXLRSNCODEREBUILDPOPCFINPROGRESS	0	C80
IXLRSNCODEREBUILDPOPCFNOSTRUCTS	0	C83
IXLRSNCODEREBUILDPOPCFNOTINPROGRESS	0	C81
IXLRSNCODEREBUILDVECTORLEN	0	870
IXLRSNCODERECDLISTATTR	0	85B
IXLRSNCODEREQNOTCOMP	0	413
IXLRSNCODEREQPURGED	0	C13
IXLRSNCODEREQUESTNOTEXPECTED	0	C46
IXLRSNCODERESERVEDNOT0	0	803
IXLRSNCODERESOURCENOLONGEROWNED	0	C4C
IXLRSNCODERESOURCENOTFOUND	0	810
IXLRSNCODERESOURCESCONSTRAINED	0	C20
IXLRSNCODERSPNOTREC	0	C27
IXLRSNCODERTENOTFOUND	0	408
IXLRSNCODERTFULL	0	C0B
IXLRSNCODESPECIALCONN	0	407
IXLRSNCODESRBMODE	0	806
IXLRSNCODESTATUSUNKNOWN	0	C14
IXLRSNCODESTGCLASSERR	0	421
IXLRSNCODESTILLACTIVECONN	0	C28
IXLRSNCODESTOPINPROGRESS	0	C36
IXLRSNCODESTOPPINGDIRECTION	0	C74
IXLRSNCODESTORAGECLASSMEMORYINUSE	0	CA2
IXLRSNCODESTRALTERNOTALLOW	0	C64
IXLRSNCODESTRALTERRESTRICT	0	C65
IXLRSNCODESTRALTERSCM	0	CA3
IXLRSNCODESTRFAILED	0	C73
IXLRSNCODESTRFAILURE	0	C25
IXLRSNCODESTRFULL	0	C17
IXLRSNCODESTRNOTALLOCATED	0	C0A
IXLRSNCODESTRNOTASYNCDEX	0	433
IXLRSNCODESTRNOTINPOLICY	0	C05
IXLRSNCODESTRSERIAL	0	821
IXLRSNCODESTRSIZEMAX	0	86D
IXLRSNCODESTRTYPE	0	820

Table 386. Cross Reference for IXLYCON (continued)

Name	Offset	Hex Tag
IXLRSNCODESTRUCTUREERR	0	423
IXLRSNCODESTRUCTUREFAIL	0	426
IXLRSNCODESUBJCONNNOTDEFINED	0	C48
IXLRSNCODESUBJCONNNOTFAILING	0	C6D
IXLRSNCODESUPERSEDED	0	C0D
IXLRSNCODESYNCHBADSTATE	0	811
IXLRSNCODESYNCHRTNOTDELETED	0	41E
IXLRSNCODESYSMGDBADSTARTREASON	0	C95
IXLRSNCODESYSMGDCOMPLETENOTPERMITTED	0	C97
IXLRSNCODESYSMGDLOSSCONN	0	C96
IXLRSNCODESYSMGDNOHISTORY	0	C9B
IXLRSNCODESYSMGDNOTSUPPORTEDCDS	0	C99
IXLRSNCODESYSMGDNOTSUPPORTEDCONN	0	C94
IXLRSNCODESYSMGDNOTSUPPORTEDSTR	0	C92
IXLRSNCODESYSMGDREQUESTNOTPERMITTED	0	C97
IXLRSNCODESYSMGDRESPONSENOTPERMITTED	0	C91
IXLRSNCODESYSMGDSTRPREFLIST	0	C93
IXLRSNCODESYSMGDXCFERROR	0	100B
IXLRSNCODETASKTERM	0	863
IXLRSNCODETIMEOUT	0	409
IXLRSNCODETIMERNOTSET	0	C19
IXLRSNCODEUNEXPECTEDRESPONSE	0	C41
IXLRSNCODEUNSUPPORTEDCFLEVEL	0	8BE
IXLRSNCODEUSABLECF	0	C0E
IXLRSNCODEUSEREVENTMISMATCH	0	C37
IXLRSNCODEUSERMISMATCH	0	C38
IXLRSNCODEUSYNCEVENTNOTSET	0	C4B
IXLRSNCODEUSYNCEVENTSET	0	420
IXLRSNCODEUSYNCSYNCEVENTSET	0	C4F
IXLRSNCODEVALUEOUTOFRANGE	0	8B1
IXLRSNCODEWARNINGCFLEVEL	0	431
IXLRSNCODEWRONGREBUILDTYPE	0	C70
IXLRSNCODEWRONGSTRTYPE	0	824
IXLRSNCODEXESFAIL	0	100A
IXLRSNCODEXESNOTACTIVE	0	C29
IXLRSNCODEZEROLUSERS	0	81D
IXLSDWACOMU	0	
IXLSDWACOMU_LEN	8	8
IXLSDWACOMUCOMPID	0	



Table 386. Cross Reference for IXLYCON (continued)

Name	Offset	Hex Tag
IXLSDWACOMUEND	8	
IXLSDWACOMUFLAGS1	5	
IXLSDWACOMUREQASYNC	5	80
IXLSDWACOMUREQPURGED	5	40
IXLSERVALTER	0	2
IXLSERVLOCK	0	1
IXLSERVREGRANT	0	4
IXLSERVUNLOCK	0	3
IXLSTATEEXCLUSIVE	0	2
IXLSTATEFREE	0	0
IXLSTATESHARED	0	1
IXLSTRTYPECACHE	0	4
IXLSTRTYPELIST	0	3
IXLSYNCFAILDELAYFORLATCHNO	0	0
IXLSYNCFAILDELAYFORLATCHYES	0	1
IXLUSYNCFAILEDUSERCOMPCODE	0	FFFF
IXLYCON_KASYNCDUPLEXNOTLOCK	0	8
IXLYCON_KASYNCDUPLEXWARNINGCFLEVEL	0	2
IXLYCON_KEMCSTGPCTBADCFLEVEL	0	1
IXLYCON_KENTRYIDTYPEUSERBADCFLEVEL	0	4
IXLYCON_KKEEPRATIOSALLOCNO	0	4
IXLYCON_KKEEPRATIOSTYPELOCK	0	3
IXLYCON_KKEYTYPESECONDARYBADCFLEVEL	0	5
IXLYCON_KKEYTYPESECONDARYNOADJUNCT	0	1
IXLYCON_KLISTCNTLELEMENTNONE	0	2
IXLYCON_KNAMECLASSMASKBADCFLEVEL	0	3
IXLYCON_KSCMALGORITHMLists	0	7
IXLYCON_KSCMALGORITHMNEEDSDATA	0	5
IXLYCON_KSCMALGORITHMNEEDSKEYS	0	6
IXLYCON_KSCMELEMENTCOUNTHIGH	0	3
IXLYCON_KSCMENTRYCOUNTHIGH	0	2
IXLYCON_KSCMMAXSIZEHIGH	0	1
IXLYCON_KSCMWARNINGCFLEVEL	0	1
IXLYCON_KUDFORDERBADCFLEVEL	0	2

## IXLYCONA information

### IXLYCONA programming interface information

IXLYCONA is a programming interface.

## IXLYCONA heading information

**Common name:** Connect Answer Area

**Macro ID:** IXLYCONA

**DSECT name:** CONA CONALOCKATTR CONALISTATTR CONACACHEATTR

**Owning component:** Cross System Extended Services (SCIXL)

**Eye-catcher ID:** NONE

**Storage attributes:** Subpool: USER-SUPPLIED  
Key: USER-SUPPLIED  
Residency: USER-SUPPLIED

**Size:** CONA -- X'03A8' bytes  
CONALOCKATTR -- X'0014' bytes  
CONALISTATTR -- X'0028' bytes  
CONACACHEATTR -- X'001C' bytes

**Created by:** Created by user and passed as a parameter using the ANSAREA keyword on the IXLCONN macro.

**Pointed to by:** Pointed to by the ANSAREA\_ADDR field in the IXLCONN parameter list

**Serialization:** None required

**Function:** Contains all output from the Connect service

## IXLYCONA mapping

Table 387. Structure CONA

Offset Dec	Offset Hex	Type	Len	Name (Dim)	Description
0	(0)	STRUCTURE	0	CONA	Connect Answer area
0	(0)	CHARACTER	4		Reserved
4	(4)	CHARACTER	16	CONACONTOKEN	Connect token that is output from IXLCONN.
20	(14)	CHARACTER	16	CONACONNAME	Name that uniquely identifies this connection to a structure. If a name was provided on connect, this field will equal that name, otherwise a generated name is returned.
36	(24)	CHARACTER	16		Reserved
52	(34)	SIGNED	4	CONADIAG0	See IXLCONN return/reason code documentation to determine whether the diag fields are valid for a particular non-zero return and reason code.
56	(38)	SIGNED	4	CONADIAG1	
60	(3C)	SIGNED	4	CONADIAG2	For reason code xxxx0881 and xxxx088E, ConaDiag2 will contain the sub-reason code as described in the IXLCONN macro under these reason codes.
64	(40)	CHARACTER	8	CONASTRUCTUREVERSION(0)	Structure Version Id
64	(40)	CHARACTER	8	CONAPHYSICALSTRUCTUREVERSION	

Table 387. Structure CONA (continued)

Offset Dec	Offset Hex	Type	Len	Name(Dim)	Description
					Physical structure version number. Connectors who specified or defaulted to IXLCONN ALLOWAUTO=NO use this field to uniquely identify a physical instance of the structure. Connectors who specified IXLCONN ALLOWAUTO=YES must use this field, along with ConaPhysicalStructureVersion2, to identify a physical instance of the structure.
72	(48)	CHARACTER	4	CONACONNECTIONVERSION	Connection Version Id
76	(4C)	BITSTRING	1	CONACONID	Connection identifier.
77	(4D)	CHARACTER	3		Reserved
80	(50)	BITSTRING	4	CONAFLAGS(0)	Connection Status Flags. When a flag in this word is on, a return code of 4 and reason code of 'xxxx0407'x will be set by IXLCONN.
		1... ....		CONARECONNECTED	"X'80'" The ConName specified on connect matched the conname of a failed persistent connection, The connection has been re-established.
		.1.. ....		CONAREBUILD	"X'40'" 1 => Rebuild is in progress for this structure. 0 => Rebuild is not in progress for this structure.
		..1. ....		CONAREBUILDSTOP	"X'20'" 1 => Rebuild Stop or Stop Duplex is in progress for this structure. 0 => Rebuild Stop or Stop Duplex is not in progress for this structure.
		...1 ....		CONAUSYNCEVENTSET	"X'10'" 1 => A user sync point event is set. This user must provide a response via IXLUSYNC. 0 => A user sync point event is not set. This bit will not be set for a Connect with the rebuild keyword.
		.... 1...		CONAALTERINPROGRESS	"X'08'" 1 => Alter is currently in progress for the structure. No action is required by this connection. Information concerning the alter request is provided in ConaAlterInfo. 0 => An alter is not in progress
84	(54)	BITSTRING	4	CONASTRUCTUREATTRFLAGS(0)	Structure attribute flags.
84	(54)	BITSTRING	1	CONASTRUCTUREATTRFLAGSB1(0)	Byte 1 of structure attribute flags
		1... ....		CONASTRUCTUREDISP	"X'80'" 1 => disposition is KEEP 0 => disposition is DELETE
		.1.. ....		CONACONNALLOC	"X'40'" This connection allocated the structure in the hardware. The structure is in an initialized state.
		..1. ....		CONACONNECTORCONNECTIVITY	"X'20'" Flag only valid when a connect request fails due to lack of connectivity to the structure, i.e. with reason code IxlRsnCodeNoConn. 1 => there is at least one active connector to the structure who has connectivity to the structure, 0 => there are no active connectors to the structure who have connectivity to the structure
		...1 ....		CONAIGNOREDEXCLUSIONLIST	"X'10'" Flag only valid when ConaConnAlloc is on. On => structure was allocated in a facility containing a structure in the exclusion list.

Table 387. Structure CONA (continued)

Offset Dec	Offset Hex	Type	Len	Name(Dim)	Description
		.... 1...		CONANOTFULLCONNECTIVITY	"X'08'" Flag only valid when ConaConnAlloc and ConaRebuild are on. On => Structure was not allocated in a facility in which all existing connections have connectivity.
		.... .1..		CONAVOLATILE	"X'04'" On => structure is volatile. Off => structure is non-volatile.
		.... ..1.		CONAFAILUREISOLATED	"X'02'" On => structure is allocated in a facility that is failure isolated from the connection. Off => structure is allocated in a facility that is not failure isolated from the connection.
		.... ...1		CONAENCRYPTED	"X'01'" On => structure data is encrypted Off => structure data is not encrypted
85	(55)	BITSTRING	1	CONASTRUCTUREATTRFLAGSB2(0)	Byte 2 of structure attribute flags
		1... ....		CONASYSMGDDUPLEXED	"X'80'" On => structure is duplexed by system-managed duplexing. Off => structure is not duplexed by system-managed duplexing. Valid only when the connector specifies ALLOWAUTO=YES.
		.1.. ....		CONASYSMGDDUPLEXEDFAILISOL	"X'40'" On => the primary structure is failure isolated from the secondary structure. Off => the primary structure is not failure isolated from the secondary structure. Valid only when the connector specifies ALLOWAUTO=YES and ConaSysMgdDuplexed is on.
		..1. ....		CONASYSMGDDUPLEXEDASYNC	"X'20'" On => Structure is duplexed by system-managed asynchronous duplexing. Off => structure is not duplexed by system-managed asynchronous duplexing.
86	(56)	BITSTRING	1	CONASTRUCTUREATTRFLAGSB3(0)	Byte 3 of structure attribute flags
		1... ....		CONASTRUCTURESMDUPESTAB	"X'80'" Flag only valid when a connect request fails due to connections to structure are being prevented at this time, i.e. with reason code Ix1RsnCodeConnPrevented. 1 => the structure is duplexed by system-managed process and is in the duplexed established phase. If the user specified or defaulted to ALLOWAUTO=NO on the connect, the connect will be prevented until such time when the structure becomes simplex. 0 => the structure is not in the duplexed established phase of a system-managed duplexing rebuild
		.1.. ....		CONASTRUCTURESMSYNCDUPESTAB	

Table 387. Structure CONA (continued)

Offset Dec	Offset Hex	Type	Len	Name (Dim)	Description
					"X'40'" Flag only valid when a connect request fails due to connections to structure are being prevented at this time, i.e. with reason code IxLRsnCodeConnPrevented. 1 => the structure is duplexed by system-managed process and is in the async duplex established phase. If the user specified or defaulted to ASYNCDUPLEX=NO on the connect, the connect will be prevented until such time when the structure becomes simplex. 0 => the structure is not in the async duplex established phase of a system-managed duplexing rebuild.
87	(57)	BITSTRING	1	CONASTRUCTUREATTRFLAGSB4	Byte 4 of structure attribute flags
88	(58)	SIGNED	4	CONASTRUCTURETYPE	Type of structure. Constants with names of the form "XTYPE_nnnn" are defined by the list form of the IXLCONN macro for the different possible structure types.
92	(5C)	SIGNED	4	CONASTRUCTURESIZE	Actual structure size in 4K blocks. The actual structure size may be less than the requested size due to insufficient space in the preference list facilities.
96	(60)	SIGNED	4	CONAMAXSTRUCTURESIZE	Maximum structure size in 4K blocks saved at the time the structure was allocated.
100	(64)	CHARACTER	12	CONAVECTORTOKEN	Applicable for List and Cache structures. Always returned for Cache. May be zero for a list structure if list headers and event queue are not to be monitored.
112	(70)	SIGNED	4	CONAVECTORLEN	Actual Vector length. Applicable for List and Cache structures. Always returned for Cache. May be zero for a list structure if list headers and event queue are not to be monitored. The length of the vector may be less than or more than the requested size.
116	(74)	SIGNED	2	CONAACESSTIME	Maximum time that connectors can tolerate not having access to the structure. Access will be denied when dump serialization is obtained on the structure by SVC Dump. The unit is tenths of seconds. This value is only valid when ConaAccessTimeNoLimit is off.
118	(76)	CHARACTER	1		Reserved
119	(77)	CHARACTER	1	CONAACESSTIMEFLAGS(0)	
		1... ....		CONAACESSTIMENOLIMIT	"X'80'" 0=> the access time is defined by ConaAccessTime. 1 => the connector can tolerate not having access to the structure for an unlimited amount of time.
120	(78)	CHARACTER	36	CONAUNIONAREA1(0)	Area mapped based on return code
120	(78)	CHARACTER	36	CONAUSERSYNCPPOINTINFO(0)	User sync point information. User Sync point information is not returned for a connect with the rebuild keyword.
120	(78)	SIGNED	4	CONAUSERSYNCPPOINTEVENT	User sync point event set by IXLUSYNC.
124	(7C)	CHARACTER	32	CONAUSERSYNCPPOINTUSERSTATE	User state set by IXLUSYNC.

Table 387. Structure CONA (continued)

Offset Dec	Offset Hex	Type	Len	Name (Dim)	Description
120	(78)	CHARACTER	36	CONACLEARLTBYXESINFO(0)	When return code 0000000C with reason code 02010C09 is returned for a lock structure with lock cleanup in progress by XES, ConaClearLTbyXESValid is on and additional information is provided.
120	(78)	BITSTRING	1	CONACLEARLTBYXESFLAGS(0)	Flags
		1... ....		CONACLEARLTBYXESVALID	"X'80'" 1 => The return code 0000000C with reason code 02010C09 is returned for a lock structure with lock cleanup in progress by XES. The additional information is valid.
		.1.. ....		CONARECONNECTATTEMPT	"X'40'" 1 => The ConName specified on connect matched the conname of a failed-persistent connection.
121	(79)	CHARACTER	3		Reserved
124	(7C)	CHARACTER	32	CONADISCFAILINGSTRING	The string indicating the connections that are failing and still need to have a response to the disconnect. See ConaDiscFailedConfString for the composite string indicating the connections that still have to provide a response. The connection identifier is used for the bit position within the string. The string starts with bit position zero. For example, if connections with connection identifiers 1, 4, and 6 are represented in the string, the 1st byte would be '4A'X with all remaining bytes '00'X.
156	(9C)	SIGNED	4	CONAMINSTRUCTURESIZE	Minimum control space required (in 4K blocks) to allocate the structure with the attributes specified. Note that the structure may be able to be allocated smaller than this, but if so the structure attributes such as entry/element ratio may differ substantially from those that were requested.
160	(A0)	SIGNED	4	CONAFPCONNSNOTINPOLICY	Number of failed- persistent connections that are defined in the structure, but could not be reconstructed into the policy because the policy was too small. The Existing Connection event will not be presented for connections in this state. This situation only occurs when all systems fail, and the first system in the sysplex is re-ipld with a policy that supports a smaller number of connectors.
164	(A4)	SIGNED	4	CONAMVSRELEASEMAXCFLEVEL	Maximum Coupling Facility Operational level supported by this release of MVS
168	(A8)	SIGNED	4	CONAALLOCREQUESTEDSTRSIZE	Structure size (in 4K blocks) requested when structure was allocated. This field is valid only when ConaConnAlloc is on. The ConaStructureSize contains the actual structure size. The actual structure size may be less than the requested size due to insufficient space in the preference list facilities.
172	(AC)	CHARACTER	8	CONALOGICALSTRUCTUREVERSION	

Table 387. Structure CONA (continued)

Offset Dec	Offset Hex	Type	Len	Name(Dim)	Description
					Logical structure version. Used in conjunction with the physical version number to identify an instance of a structure. The value of this field is set equal to the physical version number when the structure is initially allocated. It changes when a process that allocates a new instance of the structure (for example, rebuild) is user-managed, but not when it is system-managed.
180	(B4)	CHARACTER	4		Reserved
184	(B8)	CHARACTER	64	CONASTRUCTUREATTRIBUTES	This area is mapped by ConaListAttr for a list structure, ConaLockAttr for a lock structure, and ConaCacheAttr for a Cache structure.
248	(F8)	CHARACTER	40	CONAREBUILDINFO(0)	Information for a connection that connects during rebuild: Information is valid when ConaRebuild or ConaRebuildStop is set and the IXLCONN REBUILD keyword is not specified.
248	(F8)	BITSTRING	1	CONAREBUILDSTARTREASON	Constants defined in IXLVEEPL. Reason specified on IXLREBLD REQUEST=START
249	(F9)	BITSTRING	1	CONAREBUILDSTOPREASON	Constants defined in IXLVEEPL. Reason specified on IXLREBLD REQUEST=STOP.
250	(FA)	BITSTRING	1	CONAREBUILDFLAGS(0)	flags
		1... ....		CONAREBUILDFPCONNS	"X'80'" 1 => failed persistent connections existed at rebuild start. This includes connections that could not be reconciled into the policy because the policy was too small. 0 => no failed persistent connections at rebuild start.
		.1.. ....		CONAREBUILDDUPLEX	"X'40'" 1 => The rebuild currently in progress was started to create a duplex copy of the structure. 0 => The rebuild currently in progress was started for a non-duplexing rebuild.
		..1. ....		CONAREBUILDDUPLEXSWITCH	"X'20'" 1 => A duplex rebuild switch is in progress to forward complete the duplex rebuild to the new structure. The connector will not receive a duplex rebuild switch event. 0 => A duplex rebuild switch is not in progress. This bit is only valid when ConaRebuildPhase=ConaRebuildPhaseDupEtab
251	(FB)	BITSTRING	1	CONAREBUILDPCLOSSCONN	Percent loss of connectivity associated with an MVS-initiated loss of connectivity rebuild
252	(FC)	SIGNED	4	CONASTARTRSNCONNECTORCODE	Valid when ConaRebuildStartReason is equal to EeplStartRsnConnector. The user code was specified on IXLREBLD REQUEST=START. The field is equivalent to EeplStartRsnConnectorCode.
256	(100)	SIGNED	4	CONASTOPRSNCONNECTORCODE	Valid when ConaRebuildStopReason is equal to EeplStopRsnConnector. The user code was specified on IXLREBLD REQUEST=STOP. The field is equivalent to EeplStopRsnConnectorCode.
260	(104)	CHARACTER	8	CONAREBUILDCART	Valid when the rebuild start reason is operator and ConaRebuild is on, or when the rebuild stop reason is operator and ConaRebuildStop is on.

Table 387. Structure CONA (continued)

Offset Dec	Offset Hex	Type	Len	Name(Dim)	Description
268	(10C)	SIGNED	4	CONAREBUILDCONSID	Valid when the rebuild start reason is operator and ConaRebuild is on, or when the rebuild stop reason is operator and ConaRebuildStop is on.
272	(110)	BITSTRING	1	CONAREBUILDPHASE	Indicates what phase the rebuild was in when this connect occurred. This field is only valid when ConaRebuild is on. When ConaRebuild is on and ConaRebuildDuplex is off, the value of this field can only be ConaRebuildPhaseQuiesce. When ConaRebuild is on and ConaRebuildDuplex is on, the value of this field can be ConaRebuildPhaseQuiesce, or ConaRebuildPhaseConnect, or ConaRebuildPhaseDupEstab.
273	(111)	CHARACTER	15		Reserved
288	(120)	CHARACTER	20	CONAALTERINFO(0)	Information concerning an alter request. This information is applicable only when ConaAlterInProgress is set
288	(120)	BITSTRING	4	CONAALTERFLAGS(0)	
		1... ....		CONAALTERSIZE	"X'80'" Indicates that a change in the structure size was requested
		.1.. ....		CONAALTERRATIO	"X'40'" Indicates that a change in the entry-to-element ratio was requested
		..1. ....		CONAALTERRATIOCHG	"X'20'" Indicates whether current threshold composite permits the ratio to change via alter. on => indicates that the ratio can change.
		...1 ....		CONAALTEREMCSTG	"X'10'" Indicates that a change in the Event Monitor Controls storage percentage was requested. Applicable only to keyed list structures allocated in a coupling facility that supports CFLEVEL 4 or higher.
		.... .1..		CONAALTERCFSTART	"X'04'" Indicates whether or not the alter is CF INITIATED. ON => indicates that the alter is CF INITIATED.
292	(124)	SIGNED	4	CONAALTERTARGETSIZE	Target size when a size change requested
296	(128)	SIGNED	2	CONAALTERENTRYRATIO	Entry portion of the entry-to-element ratio when a ratio change is requested.
298	(12A)	SIGNED	2	CONAALTERELEMENTRATIO	Element portion of the entry-to-element ratio when a ratio change is requested.
300	(12C)	BITSTRING	1	CONAALTERMINENTRY	The current composite of % of in-use entries that must be available when the alter completes.
301	(12D)	BITSTRING	1	CONAALTERMINELEMENT	The current composite of % of in-use elements that must be available when the alter completes.
302	(12E)	BITSTRING	1	CONAALTERMINEMC	The current composite of % of in-use EMC entries that must be available when the alter completes.
303	(12F)	CHARACTER	1		Reserved



Table 387. Structure CONA (continued)

Offset Dec	Offset Hex	Type	Len	Name(Dim)	Description
304	(130)	SIGNED	2	CONAALTEREMCSTGPCT	target percent of structure to be available for Event Monitor Controls when an EmcStgPct change is requested. Applicable only to keyed list structures, allocated in a coupling facility that supports CFLEVEL 4 or higher.
306	(132)	CHARACTER	2		Reserved
308	(134)	CHARACTER	32	CONADISCFAILEDCONFSTRING	When return code 0000000C with reason code 02010C27 is returned, contains a string indicating the connections that still have to respond to the disconnect of the previous instance of the connector. When return code 0000000C with reason code 02010C09 is returned and ConaClearLTbyXESValid is on, then XES is doing lock cleanup for the lock structure and this field contains a composite string of the connections that still have to respond to the disconnect of any previous instance of the connector(s). For reason code 02010C09, see ConaClearLTbyXESInfo. The connection identifier is used for the bit position within the string. The string starts with bit position zero. For example, if connections with connection identifiers 1, 4, and 6 are represented in the string, the 1st byte would be '4A'X with all remaining bytes '00'X.
340	(154)	CHARACTER	484	CONAFACILITYARRAY(0)	<p>ConaFaciltyArray provides additional diagnostic information about unsuccessful attempts to allocate a structure. The data in the facility array is valid in two cases: 1) IXLCONN returns return code 0 and ConaConnAlloc is set 2) IXLCONN returns return code C, reason code xxxx0C08 because there were no suitable facilities in the preference list. The facility array is NOT in any particular order (i.e., the array is not in preference/exculsion list order). The array identifies facilities attempted and the reason the structure could not be allocated in the specified facility.</p>
340	(154)	SIGNED	4	CONAFACILITYCOUNT	Count of the number of facilities attempted. this count indicates how many entries in the array are valid.
344	(158)	CHARACTER	60	CONAFACILITY(0)	
344	(158)	CHARACTER	60	CONAFACILITYENTRY(0)	
344	(158)	CHARACTER	8	CONAFACILITYNAME	Facility name
352	(160)	SIGNED	4	CONAFACILITYRSNCODE	Reason facility was not suitable. Constants defined below.
356	(164)	SIGNED	4	CONAFACILITYMINREQSIZE	Minimum apportionable structure size. This is the minimum number of 4K blocks of CF storage required to allocate a structure with the attributes specified on connect. This field is only valid when ConaFacilityRsnCode is ConaRsnInvalidStructureSize or ConaRsnInsufficientSpace. Note that it may be possible to allocate the structure smaller than this, but structure attributes such as the entry/element ratio may differ substantially from those that were requested.
Current space and model dependent limits for each facility.					

Table 387. Structure CONA (continued)

Offset Dec	Offset Hex	Type	Len	Name (Dim)	Description
360	(168)	CHARACTER	44	CONAFACILITYINFO(0)	Current CF space and model dependent limits
360	(168)	CHARACTER	20	CONAFACILITYINFOSPACE(0)	This information is valid only when ConaFacilityRsnCode is set to ConaRsnParameterError, ConaRsnInvalidStructureSize, or ConaRsnInsufficientSpace.
360	(168)	SIGNED	4	CONAFACILITYTOTALSPACE	Total space in the facility in 4K blocks. (total space includes control and non-control space).
364	(16C)	SIGNED	4	CONAFACILITYTOTALCONTROLSPACE	Total control space in the facility in 4K blocks.
368	(170)	SIGNED	4	CONAFACILITYFREESPACE	Total free space in 4K blocks. (free space includes control and non-control space)
372	(174)	SIGNED	4	CONAFACILITYFREECONTROLSPACE	Free control space in 4K blocks.
376	(178)	SIGNED	2	CONAFACILITYSTORAGEINCREMENT	Storage increment size (in 4K blocks)
378	(17A)	BITSTRING	1	CONAFACILITYMAXELEMCHAR	Maximum element characteristic. The element size can be determined by the following formula: 256 times (2 to the power of CONAFACILITYMAXELEMCHAR)
379	(17B)	BITSTRING	1	CONAFACILITYUSERLIMIT	Model dependent limit for the number of users supported by the structure type specified on IXLCONN. This limit may be greater than the number of users permitted to connect to the structure, due to other constraints such as policy size.
380	(17C)	CHARACTER	12	CONAFACILITYINFODIAG(0)	
380	(17C)	SIGNED	4	CONADIAG3	Contents depend on the value of ConaFacilityRsnCode
384	(180)	SIGNED	4	CONADIAG4	Contents depend on the value of ConaFacilityRsnCode
388	(184)	SIGNED	4	CONADIAG5	Contents depend on the value of ConaFacilityRsnCode
392	(188)	SIGNED	4	CONAFACILITYCFLEVEL	Coupling facility level. This information is valid only when ConaFacilityRsnCode is set to ConaRsnParameterError, ConaRsnInvalidStructureSize, ConaRsnInsufficientSpace, ConaRsnNoConn, ConaRsnUnknown, ConaRsnFacilityFailure, or ConaRsnStrFailure
Facility Limits. The following are structure specific limits.					
396	(18C)	CHARACTER	8	CONAFACILITYINFOLIMITS(0)	This information is valid only when ConaFacilityRsnCode is set to ConaRsnParameterError, ConaRsnInvalidStructureSize, or ConaRsnInsufficientSpace.
396	(18C)	SIGNED	4	CONAFACILITYMAXLISTHEADER	List structure only. Max number of list headers.
400	(190)	BITSTRING	1	CONAFACILITYMAXSTORAGECLASS	Cache structure only. Max number of storage classes.

Table 387. Structure CONA (continued)

Offset Dec	Offset Hex	Type	Len	Name(Dim)	Description
401	(191)	BITSTRING	1	CONAFACILITYMAXLOCKUSERS	Max number of users supported for a lock structure based on the model dependent limit for the width of a lock entry. This value may be greater than the actual number of users that can connect to the structure, due to other constraints such as policy size.
402	(192)	SIGNED	2	CONAFACILITYMAXCASTOUTCLASS	Cache structure only. Max number of cast out classes.
Current space and model dependent limits for the facility that the structure was allocated in. This information is returned regardless of whether ConaConnAlloc is set or not. This information is current rather than from the time the structure was allocated.					
824	(338)	CHARACTER	44	CONACFACILITYINFO(0)	The following information is about the structure and the facility in which the structure is currently allocated.
824	(338)	SIGNED	4	CONACFACILITYTOTALSPACE	Total space in the facility in 4K blocks. (total space includes control and non-control space).
828	(33C)	SIGNED	4	CONACFACILITYTOTALCONTROLSPACE	Total control space in the facility in 4K blocks.
832	(340)	SIGNED	4	CONACFACILITYFREESPACE	Total free space in 4K blocks. (free space includes control and non-control space)
836	(344)	SIGNED	4	CONACFACILITYFREECONTROLSPACE	Free control space in 4K blocks.
840	(348)	SIGNED	2	CONACFACILITYSTORAGEINCREMENT	Storage increment size (in 4K blocks)
842	(34A)	BITSTRING	1	CONACFACILITYMAXELEMCHAR	Maximum element characteristic. The element size can be determined by the following formula: 256 times (2 to the power of CONAFACILITYMAXELEMCHAR)
843	(34B)	BITSTRING	1	CONACFACILITYUSERLIMIT	Maximum number of users supported by the allocated structure based on the model dependent limit of the coupling facility. This limit may be greater than the number of users permitted to connect to the structure, due to other constraints such as policy size.
844	(34C)	SIGNED	4	CONACFACILITYCFLEVEL	Coupling facility operational level. The level of operations that can be performed against this structure. The connector must not perform operations against this structure that require a coupling facility level greater than ConaCFacilityCFLevel or ConaMVSReleaseMaxCFlevel, whichever is less.
848	(350)	CHARACTER	8	CONACFACILITYNAME	Coupling facility name at time of connect. This may be changed later by policy switch
856	(358)	CHARACTER	4		Reserved
Facility Limits. The following are structure specific limits.					

Table 387. Structure CONA (continued)

Offset Dec	Offset Hex	Type	Len	Name(Dim)	Description
860	(35C)	SIGNED	4	CONACFACILITYMAXLISTHEADER	List structure only. Max number of list headers.
864	(360)	BITSTRING	1	CONACFACILITYMAXSTORAGECLASS	Cache structure only. Max number of storage classes.
865	(361)	BITSTRING	1	CONACFACILITYMAXLOCKUSERS	Max number of users supported for a lock structure based on the model dependent limit for the width of a lock entry. This value may be greater than the actual number of users that can connect to the structure, due to other constraints such as policy size.
866	(362)	SIGNED	2	CONACFACILITYMAXCASTOUTCLASS	Cache structure only. Max number of cast out classes.
868	(364)	SIGNED	4	CONADIAG6	2nd physical structure version number. Applicable only for connectors who specified IXLCONN ALLOWAUTO=YES. This field, along with ConaPhysicalStructureVersion, uniquely identifies a physical instance of the structure.
872	(368)	SIGNED	4	CONADIAG7	
876	(36C)	SIGNED	4	CONADIAG8	
880	(370)	SIGNED	4	CONADIAG9	
884	(374)	SIGNED	4	CONADIAG10	
888	(378)	CHARACTER	8	CONAPHYSICALSTRUCTUREVERSION2	
896	(380)	SIGNED	4	CONADIAG11	Will be filled in when the allocated structure is allocated at a size smaller than MINSIZE. This will only be filled in when ConaFacilityRsnCode is set to ConaRsnInsufficientSpace
900	(384)	CHARACTER	4		Reserved
904	(388)	SIGNED	8	CONAESTIMATEDMAXENTRIES	Estimated max number of entries supported by the structure. Using both real storage and storage-class memory, at most this number of entries can be allocated to the structure. This count is, at best, only substantially accurate. Connectors must not rely on exactly this number of entries being available for use. Zero when storage-class memory will not be associated with the structure.
912	(390)	SIGNED	8	CONAESTIMATEDMAXELEMENTS	Estimated max number of elements supported by the structure. Using both real storage and storage-class memory, at most this number of elements can be allocated to the structure. This count is, at best, only substantially accurate. Connectors must not rely on exactly this number of elements being available for use. Zero when storage-class memory will not be associated with the structure.
920	(398)	CHARACTER	16		Reserved
920	(398)	X'0'	0	CONARNSUCCESS	"0" Reason: Structure was successfully allocated in the facility.

Table 387. Structure CONA (continued)

Offset Dec	Offset Hex	Type	Len	Name(Dim)	Description
920	(398)	X'1'	0	CONARSNNOCONNPOLICY	"1" Reason: Active policy indicates that this system does not have connectivity to the facility. Action: Physical connectivity must be re-established. Then re-issue the connect request again. See message IXC518I for possible explanations of why the system does not have connectivity to the coupling facility.
920	(398)	X'2'	0	CONARSNFACILITYNOTINPOLICY	"2" Reason: The facility is not defined in the active policy. Action: Verify that the set of facilities actually in use in the sysplex is correct and matches the administrative policy most recently activated.
920	(398)	X'3'	0	CONARSNNOCONN	"3" Reason: Connectivity to the facility has been lost. Action: Physical connectivity must be re-established. Then re-issue the connect request again.
920	(398)	X'4'	0	CONARSNFACILITYFAILURE	"4" Reason: Facility has failed.
920	(398)	X'5'	0	CONARSNSTRFAILURE	"5" Reason: Structure failed during the allocate processes.
920	(398)	X'6'	0	CONARSNPARAMETERERROR	"6" Reason: The structure attributes were inconsistent with the model dependent attributes of the facility. Action: Change the attributes of the structure based on the model dependent limits returned for each facility.
920	(398)	X'7'	0	CONARSNINVALIDSTRUCTURESIZE	"7" Reason: Structure size specified was too small to allocate the structure with the attributes specified. This may be the result of the initial allocation size being too small to accommodate the maximum structure and/or the maximum storage-class memory associated with the structure. One possible scenario is that the initial structure size was calculated based on a CF with a CFLEVEL different from where the structure was allocated previously. ConaFacilityMinReqSize is set to the minimum storage required to allocate the structure in this facility with the requested attributes. Action: Increase the structure size specified on IXLCONN, or increase the initial size in the CFRM policy.
920	(398)	X'8'	0	CONARSNALLOCNOTPERMITTED	"8" Reason: New structures cannot be allocated in the facility according to the active policy. Reasons: the coupling facility is being removed from the active policy, the coupling facility has failed, the coupling facility is in the policy reconciliation process, or the coupling facility is in maintenance mode.
920	(398)	X'9'	0	CONARSNXCFCOMPERROR	"9" Reason: XCF component error. Action: Call IBM Service.
920	(398)	X'A'	0	CONARSNUNKNOWN	"10" Reason: Unknown hardware error: Call IBM Service.

Table 387. Structure CONA (continued)

Offset Dec	Offset Hex	Type	Len	Name(Dim)	Description
920	(398)	X'B'	0	CONARSNINSUFFICIENTSPACE	"11" Reason: There was not sufficient space in the facility to allocate the structure. ConaFacilityMinReqSize is set to the minimum storage required to allocate the structure in this facility with the requested attributes. Action: Make sure there is a facility in the preference list with sufficient space.
920	(398)	X'C'	0	CONARSNREBLDOTHER	"12" Reason: LOCATION=OTHER was specified on the rebuild request. Since the original structure was allocated in this coupling facility, the system did not use this coupling facility when trying to allocate the new structure for rebuild. If the structure allocation failed, make sure there is another suitable coupling facility in the structure's preference list.
920	(398)	X'D'	0	CONARSNREBLDUSERSTOOSMALL	"13" Reason: Facility was not selected for a rebuild connect request because the facility does not support a number of users greater than or equal to the highest connection ID for the original structure.
920	(398)	X'E'	0	CONARSNINSUFFCONNECTIVITY	"14" Reason: Facility was not selected because it did not provide the required facility connectivity, as specified by the CONNECTIVITY= specification.
920	(398)	X'F'	0	CONARSNPREFERREDCFSELECTED	"15" Reason: Facility was not selected because a more preferable facility was already selected
920	(398)	X'10'	0	CONARSNREBLDDUPLEXOTHER	"16" Reason: A previous duplexing rebuild was stopped by an operator, the CFRM policy specified DUPLEX(ENABLED) for this structure and CFRM reduplexed (or attempted to reduplex) the structure. It could not be placed in this facility because the operator requested that it be moved out of the facility by stopping the previous rebuild. Action: Make sure there is another suitable facility in the preference list.
920	(398)	X'11'	0	CONARSNFACILITYPOPCFNOTSUITABLE	"17" Reason: Facility was not selected because it was not as suitable a location for the structure, as its current location
920	(398)	X'12'	0	CONARSNIMPLIEDREBLDOTHER	"18" Reason: Facility was not selected because it holds the rebuild old structure, and since there is no policy chg pending, the rebuild assumes that a MOVE of the structure is required
920	(398)	X'13'	0	CONARSNINSUFFCFLEVELUSER	"19" Reason: The coupling facility CFLEVEL was not at or above the minimum required for an original connector or for the current set of active and failed-persistent rebuild connectors.
920	(398)	X'14'	0	CONARSNINSUFFCFLEVELMVS	"20" Reason: Facility was not at or above the minimum required CF level to support the MVS managed process doing the rebuild.

Table 387. Structure CONA (continued)

Offset Dec	Offset Hex	Type	Len	Name (Dim)	Description
920	(398)	X'15'	0	CONARSNINSUFFUSERLIMIT	"21" Reason: Facility was not selected because it does not support as many connectors as its current location.
920	(398)	X'16'	0	CONARSNSTRLIMITSTOOSMALL	"22" Reason: Facility was not selected because its structure limits (e.g., number of castout classes, storage classes, list headers, or lock users) are less than those in use in the old structure
920	(398)	X'17'	0	CONARSNBADALLOCATERESULTS	"23" Reason: An attempt to allocate a structure in the facility resulted in a structure with attributes (e.g., size or object counts) less suitable than the old structure
920	(398)	X'18'	0	CONARSNCOMPUTEDSIZEINVALID	"24" Reason: When the structure size was computed from the required object counts (eg. entries, elements, list headers, etc), the operation failed, or it returned a computed maximum structure size that was larger than the policy-specified SIZE value, plus a toleration amount.
920	(398)	X'19'	0	CONARSNNOPEERCONNPRISEC	"25" Reason: For a system-managed duplexing rebuild, the CF containing the rebuild old structure did not have connectivity (via CF-to-CF link) to this CF.
920	(398)	X'1A'	0	CONARSNNOPEERCONNSECPRI	"26" Reason: For a system-managed duplexing rebuild, this CF did not have connectivity (via CF-to-CF link) to the CF containing the Rebuild old structure.
920	(398)	X'1B'	0	CONARSNPREFERRED1	"27" Reason: Reserved for IBM use.
920	(398)	X'1C'	0	CONARSNPREFERRED2	"28" Reason: Reserved for IBM use.
920	(398)	X'1D'	0	CONARSNNOFREESID	"29" Reason: No SID available
920	(398)	X'1E'	0	CONARSNINSUFFSCM	"30" Reason: Reserved for IBM use.
920	(398)	X'1F'	0	CONARSNCOMPUTEDCOUNTS	"31" Reason: Reserved for IBM use.
920	(398)	X'20'	0	CONARSNSAMESITEONLY	"32" Reason: SAMESITEONLY was specified for the DUPLEX parameter on the structure definition. This allocation is for a duplexing rebuild and the CF is NOT defined as being at the same site as the CF containing the structure.
920	(398)	X'21'	0	CONARSNPREFSAMESITECF	"33" Reason: Reserved for IBM use.
920	(398)	X'22'	0	CONARSNPREFSAMESITEONLYCF	"34" Reason: Reserved for IBM use.
920	(398)	X'23'	0	CONARSNPREFCROSSSITECF	"35" Reason: Reserved for IBM use.
920	(398)	X'24'	0	CONARSNASYNONLY	"36" Reason: Reserved for IBM use.
920	(398)	X'25'	0	CONARSNCFLEVELPCQCH	"37" Reason: Reserved for IBM use.
Constants for ConaRebuildPhase					
920	(398)	X'1'	0	CONAREBUILDPHASEQUIESCE	"1" The structure is in the Rebuild Quiesce phase. The connector will not receive the rebuild quiesce event. The connector is responsible for responding with IXLEERSP REBLDQUIESCE.

Table 387. Structure CONA (continued)

Offset Dec	Offset Hex	Type	Len	Name(Dim)	Description
920	(398)	X'2'	0	CONAREBUILDPHASECONNECT	"2" The structure is in the Rebuild Connect phase. The connector will not receive the rebuild quiesce event nor the rebuild connect event. The connector is responsible for issuing IXLCONN REBUILD and responding with IXLREBLD COMPLETE.
920	(398)	X'5'	0	CONAREBUILDPHASEDUPESTAB	"5" The structure is in the Duplexing Established phase. The connector will not receive the rebuild quiesce event nor the rebuild connect event nor the rebuild duplex established event. The connector is responsible for issuing IXLCONN REBUILD. The connector is not required to issue IXLREBLD COMPLETE. If ConaRebuildDuplexSwitch is also on, then the connector is responsible for issuing IXLREBLD DUPLEXCOMPLETE.
920	(398)	X'3A8'	0	CONA_LEN	"*-CONA"

Table 388. Structure CONALOCKATTR

Offset Dec	Offset Hex	Type	Len	Name(Dim)	Description
0	(0)	STRUCTURE	0	CONALOCKATTR	
0	(0)	BITSTRING	1	CONALOCKFLAGS(0)	
		1... ....		CONALOCKRECORD	"X'80'" 0 => No record entries, 1 => record entries allocated
1	(1)	CHARACTER	3		Reserved
4	(4)	SIGNED	4	CONALOCKNUMUSERS	Number of users supported.
8	(8)	SIGNED	4	CONALOCKENTRIES	Number of lock entries.
12	(C)	SIGNED	4	CONALOCKRECORDELEMENTS	Actual number of record elements in use at the time of connect. Valid only if record elements are present in the structure
16	(10)	SIGNED	4	CONALOCKMAXRECORDELEMENTS	Max number of record elements supported by the structure. Valid only if record elements are present in the structure. This count is only substantially accurate. Connectors must not rely on exactly this number of record data elements being available for use.
16	(10)	X'14'	0	CONALOCKATTR_LEN	"*-CONALOCKATTR"

Table 389. Structure CONALISTATTR

Offset Dec	Offset Hex	Type	Len	Name(Dim)	Description
0	(0)	STRUCTURE	0	CONALISTATTR	
0	(0)	BITSTRING	1	CONALISTFLAGS(0)	
		1... ....		CONALISTCONTROL	"X'80'" 0 => List counts kept on an entry basis, 1 => List counts kept on an element basis.
		.1.. ....		CONALISTLOCK	"X'40'" 0 => No Lock entries, 1 => Lock entries
		..1. ....		CONALISTDATA	"X'20'" 0 => No data elements, 1 => data elements
		...1 ....		CONALISTADJ	"X'10'" 0 => No adjunct, 1 => adjunct
		.... 1...		CONALISTNAMESUPPORT	"X'08'" 0 => No Name support, 1 => Name support.



Table 389. Structure CONALISTATTR (continued)

Offset Dec	Offset Hex	Type	Len	Name (Dim)	Description
		.... .1..		CONALISTKEYSUPPORT	"X'04'" 0 => No Key support, 1 => Key Support.
		.... ..1.		CONALISTSECONDARYKEYSUPPORT	"X'02'" 0 ==> No secondary key support 1 ==> secondary key support CFLEVEL >= 9
1	(1)	CHARACTER	1		Reserved
2	(2)	BITSTRING	1	CONALISTELEMINCRNUM	Data element increment number. The data element size is determined from the following formula: 256 times CONALISTELEMINCRNUM. Valid only if data elements are supported by the structure
3	(3)	BITSTRING	1	CONALISTELEMCHAR	Data element characteristic. The data element size is determined from the following formula: 256 times (2 to the power of CONALISTELEMCHAR). Valid only if data elements are supported by the structure
4	(4)	SIGNED	4	CONALISTMAXELEMNUM	Maximum number of data elements per entry. Valid only if data elements are supported by the structure.
8	(8)	SIGNED	4	CONALISTHEADERS	List header count
12	(C)	SIGNED	4	CONALISTLOCKENTRIES	Number of lock entries
16	(10)	SIGNED	4	CONALISTELEMENTCOUNT	Number of data elements in use at the time of connect. This count includes the number of list elements for the structure that currently reside in coupling facility real and storage class memory. Valid only if data elements are supported by the structure.
20	(14)	SIGNED	4	CONALISTMAXELEMENTCOUNT	Max number of data elements supported by the real storage allocated to the structure. See ConaEstimatedMaxElements for the total that may be allocated to the structure (including both elements in real storage and storage-class memory). Valid only if data elements are supported by the structure. This count is only substantially accurate. Connectors must not rely on exactly this number of elements being available for use.
24	(18)	SIGNED	4	CONALISTENTRYCOUNT	Number of entries in use at the time of connect. This count includes the number of list entries for the structure that currently reside in coupling facility real and storage class memory.
28	(1C)	SIGNED	4	CONALISTMAXENTRYCOUNT	Max number of entries supported by the real storage allocated to the structure. See ConaEstimatedMaxEntries for the total that may be allocated to the structure (including both elements in real storage and storage-class memory). This count is only substantially accurate. Connectors must not rely on exactly this number of entries being available for use.
32	(20)	SIGNED	4	CONALISTEMCCOUNT	Number of Event Monitor Controls objects in use at time of connect. Applicable only to keyed list structure allocated in a coupling facility that supports CFLEVEL 3 or higher.

Table 389. Structure CONALISTATTR (continued)

Offset Dec	Offset Hex	Type	Len	Name (Dim)	Description
36	(24)	SIGNED	4	CONALISTMAXEMCCOUNT	Maximum possible number of Event Monitor Controls objects in the structure. Applicable only to keyed list structure allocated in a coupling facility that supports CFLEVEL 3 or higher.
36	(24)	X'28'	0	CONALISTATTR_LEN	"*-CONALISTATTR"

Table 390. Structure CONACACHEATTR

Offset Dec	Offset Hex	Type	Len	Name (Dim)	Description
0	(0)	STRUCTURE	0	CONACACHEATTR	
0	(0)	SIGNED	4	CONACACHEDIRENTRYCOUNT	Directory entry count. Count of the number of entries supported in this structure. This count is only substantially accurate. Connectors must not rely on exactly this number of entries being available for use.
4	(4)	SIGNED	4	CONACACHEMAXELEMENTCOUNT	Max number of data elements supported by the structure. Nonzero only if data elements are supported by the structure. This count is only substantially accurate. Connectors must not rely on exactly this number of elements being available for use.
8	(8)	BITSTRING	1	CONACACHEFLAGS(0)	
		1... ..		CONACACHEADJUNCT	"X'80'" 0 => No adjunct, 1 => adjunct
		.1... ..		CONACACHEUDFORDER	"X'40'" 0 => No UDF order queue, 1 => UDF order queue is maintained for each castout class. This information is returned only when the structure is allocated in a CFLEVEL 5 or higher facility.
9	(9)	BITSTRING	1	CONACACHEMAXSTGCLASS	Maximum storage class value
10	(A)	SIGNED	2	CONACACHEMAXCOCLASS	Maximum castout-class value
12	(C)	BITSTRING	1	CONACACHEELEMCHAR	Data element characteristic. The data element size is determined from the following formula: 256 times (2 to the power of CONACACHEELEMCHAR). Valid only if data elements are supported by the structure
13	(D)	BITSTRING	1	CONACACHEELEMINCRNUM	Data element increment number. The data element size is determined from the following formula: 256 times CONACACHEELEMINCRNUM. Valid only if data elements are supported by the structure
14	(E)	BITSTRING	2	CONACACHENAMECLASSMASK	Name class mask. Applicable only to structures allocated in a CFLEVEL=7 or higher coupling facility
16	(10)	SIGNED	4	CONACACHEMAXELEMNUM	Maximum number of data elements per entry. Valid only if data elements are supported by the structure
20	(14)	SIGNED	4	CONACACHECHGDIRENTRYCOUNT	Count of total changed directory entries. This information is returned only when the structure is allocated in a CFLEVEL 1 or higher facility.
24	(18)	SIGNED	4	CONACACHECHGDIRELEMENTCOUNT	Count of total changed data elements. This information is returned only when the structure is allocated in a CFLEVEL 1 or higher facility.
24	(18)	X'1C'	0	CONACACHEATTR_LEN	"*-CONACACHEATTR"

Table 391. Cross Reference for IXLYCONA

Name	Offset	Hex Tag
CONA	0	
CONA_LEN	398	3A8
CONAACCESSTIME	74	
CONAACCESSTIMEFLAGS	77	
CONAACCESSTIMENOLIMIT	77	80
CONAALLOCREQUESTEDSTRSIZE	A8	
CONAALTERCFSTART	120	4
CONAALTERELEMENTRATIO	12A	
CONAALTEREMCSTG	120	10
CONAALTEREMCSTGPCT	130	
CONAALTERENTRYRATIO	128	
CONAALTERFLAGS	120	
CONAALTERINFO	120	
CONAALTERINPROGRESS	50	8
CONAALTERMINELEMENT	12D	
CONAALTERMINEMC	12E	
CONAALTERMINENTRY	12C	
CONAALTERRATIO	120	40
CONAALTERRATIOCHG	120	20
CONAALTERSIZE	120	80
CONAALTERTARGETSIZE	124	
CONACACHEADJUNCT	8	80
CONACACHEATTR	0	
CONACACHEATTR_LEN	18	1C
CONACACHECHGDIRELEMENTCOUNT	18	
CONACACHECHGDIREENTRYCOUNT	14	
CONACACHEDIREENTRYCOUNT	0	
CONACACHEELEMCHAR	C	
CONACACHEELEMINCRNUM	D	
CONACACHEFLAGS	8	
CONACACHEMAXCOCLASS	A	
CONACACHEMAXELEMENTCOUNT	4	
CONACACHEMAXELEMNUM	10	
CONACACHEMAXSTGCLASS	9	
CONACACHENAMECLASSMASK	E	
CONACACHEUDFORDER	8	40
CONACFACILITYCFLEVEL	34C	
CONACFACILITYFREECONTROLSPACE	344	
CONACFACILITYFREESPACE	340	

Table 391. Cross Reference for IXLYCONA (continued)

Name	Offset	Hex Tag
CONACFACILITYINFO	338	
CONACFACILITYMAXCASTOUTCLASS	362	
CONACFACILITYMAXELEMCHAR	34A	
CONACFACILITYMAXLISTHEADER	35C	
CONACFACILITYMAXLOCKUSERS	361	
CONACFACILITYMAXSTORAGECLASS	360	
CONACFACILITYNAME	350	
CONACFACILITYSTORAGEINCREMENT	348	
CONACFACILITYTOTALCONTROLSpace	33C	
CONACFACILITYTOTALSPACE	338	
CONACFACILITYUSERLIMIT	34B	
CONACLEARLTBYXESFLAGS	78	
CONACLEARLTBYXESINFO	78	
CONACLEARLTBYXESVALID	78	80
CONACONID	4C	
CONACONNALLOC	54	40
CONACONNAME	14	
CONACONNECTIONVERSION	48	
CONACONNECTORCONNECTIVITY	54	20
CONACONTOKEN	4	
CONADIAG0	34	
CONADIAG1	38	
CONADIAG10	374	
CONADIAG11	380	
CONADIAG2	3C	
CONADIAG3	17C	
CONADIAG4	180	
CONADIAG5	184	
CONADIAG6	364	
CONADIAG7	368	
CONADIAG8	36C	
CONADIAG9	370	
CONADISCFAILEDCONFSTRING	134	
CONADISCFAILINGSTRING	7C	
CONAENCRYPTED	54	1
CONAESTIMATEDMAXELEMENTS	390	
CONAESTIMATEDMAXENTRIES	388	
CONAFACILITY	158	
CONAFACILITYARRAY	154	

Table 391. Cross Reference for IXLYCONA (continued)

Name	Offset	Hex Tag
CONAFACILITYCFLEVEL	188	
CONAFACILITYCOUNT	154	
CONAFACILITYENTRY	158	
CONAFACILITYFREECONTROLSPACE	174	
CONAFACILITYFREESPACE	170	
CONAFACILITYINFO	168	
CONAFACILITYINFODIAG	17C	
CONAFACILITYINFOLIMITS	18C	
CONAFACILITYINFOSPACE	168	
CONAFACILITYMAXCASTOUTCLASS	192	
CONAFACILITYMAXELEMCHAR	17A	
CONAFACILITYMAXLISTHEADER	18C	
CONAFACILITYMAXLOCKUSERS	191	
CONAFACILITYMAXSTORAGECLASS	190	
CONAFACILITYMINREQSIZE	164	
CONAFACILITYNAME	158	
CONAFACILITYRSNCODE	160	
CONAFACILITYSTORAGEINCREMENT	178	
CONAFACILITYTOTALCONTROLSPACE	16C	
CONAFACILITYTOTALSPACE	168	
CONAFACILITYUSERLIMIT	17B	
CONAFAILUREISOLATED	54	2
CONAFLAGS	50	
CONAFPCONNSNOTINPOLICY	A0	
CONAIGNOREDEXCLUSIONLIST	54	10
CONALISTADJ	0	10
CONALISTATTR	0	
CONALISTATTR_LEN	24	28
CONALISTCONTROL	0	80
CONALISTDATA	0	20
CONALISTELEMCHAR	3	
CONALISTELEMENTCOUNT	10	
CONALISTELEMINCRNUM	2	
CONALISTEMCCOUNT	20	
CONALISTENTRYCOUNT	18	
CONALISTFLAGS	0	
CONALISTHEADERS	8	
CONALISTKEYSUPPORT	0	4
CONALISTLOCK	0	40

Table 391. Cross Reference for IXLYCONA (continued)

Name	Offset	Hex Tag
CONALISTLOCKENTRIES	C	
CONALISTMAXELEMENTCOUNT	14	
CONALISTMAXELEMNUM	4	
CONALISTMAXEMCCOUNT	24	
CONALISTMAXENTRYCOUNT	1C	
CONALISTNAMESUPPORT	0	8
CONALISTSECONDARYKEYSUPPORT	0	2
CONALOCKATTR	0	
CONALOCKATTR_LEN	10	14
CONALOCKENTRIES	8	
CONALOCKFLAGS	0	
CONALOCKMAXRECORDELEMENTS	10	
CONALOCKNUMUSERS	4	
CONALOCKRECORD	0	80
CONALOCKRECORDELEMENTS	C	
CONALOGICALSTRUCTUREVERSION	AC	
CONAMAXSTRUCTURESIZE	60	
CONAMINSTRUCTURESIZE	9C	
CONAMVSRELEASEMAXCFLEVEL	A4	
CONANOTFULLCONNECTIVITY	54	8
CONAPHYSICALSTRUCTUREVERSION	40	
CONAPHYSICALSTRUCTUREVERSION2	378	
CONAREBUILD	50	40
CONAREBUILDCART	104	
CONAREBUILDCONSID	10C	
CONAREBUILDDUPLEX	FA	40
CONAREBUILDDUPLEXSWITCH	FA	20
CONAREBUILDFLAGS	FA	
CONAREBUILDFPCONNS	FA	80
CONAREBUILDINFO	F8	
CONAREBUILDPCTLOSSCONN	FB	
CONAREBUILDPHASE	110	
CONAREBUILDPHASECONNECT	398	2
CONAREBUILDPHASEDUPESTAB	398	5
CONAREBUILDPHASEQUIESCE	398	1
CONAREBUILDSTARTREASON	F8	
CONAREBUILDSTOP	50	20
CONAREBUILDSTOPREASON	F9	
CONARECONNECTATTEMPT	78	40

Table 391. Cross Reference for IXLYCONA (continued)

Name	Offset	Hex Tag
CONARECONNECTED	50	80
CONARSNALLOCNOTPERMITTED	398	8
CONARSNASYNONLY	398	24
CONARSNBADALLOCATERESULTS	398	17
CONARSNCFLEVELPCQCH	398	25
CONARSNCOMPUTEDCOUNTS	398	1F
CONARSNCOMPUTEDSIZEINVALID	398	18
CONARSNFACILITYFAILURE	398	4
CONARSNFACILITYNOTINPOLICY	398	2
CONARSNFACILITYPOPCFNOTSUITABLE	398	11
CONARSNIMPLIEDREBLDOTHER	398	12
CONARSNINSUFFCFLEVELMVS	398	14
CONARSNINSUFFCFLEVELUSER	398	13
CONARSNINSUFFCONNECTIVITY	398	E
CONARSNINSUFFICIENTSPACE	398	B
CONARSNINSUFFSCM	398	1E
CONARSNINSUFFUSERLIMIT	398	15
CONARSNINVALIDSTRUCTURESIZE	398	7
CONARSNNOCONN	398	3
CONARSNNOCONNPOLICY	398	1
CONARSNNOFREESID	398	1D
CONARSNNOPEERCONNPRISEC	398	19
CONARSNNOPEERCONNSECPRI	398	1A
CONARSNPARAMETERERROR	398	6
CONARSNPREFCROSSSITECF	398	23
CONARSNPREFERREDCESELECTED	398	F
CONARSNPREFERREDCE1	398	1B
CONARSNPREFERREDCE2	398	1C
CONARSNPREFSAMESITECF	398	21
CONARSNPREFSAMESITEONLYCF	398	22
CONARSNREBLDDUPLEXOTHER	398	10
CONARSNREBLDOTHER	398	C
CONARSNREBLDUSERSTOOSMALL	398	D
CONARSNSAMESITEONLY	398	20
CONARSNSTRFAILURE	398	5
CONARSNSTRLIMITSTOOSMALL	398	16
CONARSNSUCCESS	398	0
CONARSNUNKNOWN	398	A
CONARSNXCFCOMPERROR	398	9

Table 391. Cross Reference for IXLYCONA (continued)

Name	Offset	Hex Tag
CONASTARTRSNCONNECTORCODE	FC	
CONASTOPRSNCONNECTORCODE	100	
CONASTRUCTUREATTRFLAGS	54	
CONASTRUCTUREATTRFLAGSB1	54	
CONASTRUCTUREATTRFLAGSB2	55	
CONASTRUCTUREATTRFLAGSB3	56	
CONASTRUCTUREATTRFLAGSB4	57	
CONASTRUCTUREATTRIBUTES	B8	
CONASTRUCTUREDISP	54	80
CONASTRUCTURESIZE	5C	
CONASTRUCTURESMSYNCDUPESTAB	56	40
CONASTRUCTURESMDUPESTAB	56	80
CONASTRUCTURETYPE	58	
CONASTRUCTUREVERSION	40	
CONASYSMGDDUPLEXED	55	80
CONASYSMGDDUPLEXEDASYNC	55	20
CONASYSMGDDUPLEXEDFAILISOL	55	40
CONAUNIONAREA1	78	
CONAUSERSYNCPINTEVENT	78	
CONAUSERSYNCPINTINFO	78	
CONAUSERSYNCPINTUSERSTATE	7C	
CONAUSYNCEVENTSET	50	10
CONAVECTORLEN	70	
CONAVECTORTOKEN	64	
CONAVOLATILE	54	4

## IXLYCRRB information

### IXLYCRRB programming interface information

IXLYCRRB is a programming interface.

### IXLYCRRB heading information

<b>Common name:</b>	Cache Register Name List Registration Block
<b>Macro ID:</b>	IXLYCRRB
<b>DSECT name:</b>	CRRB
<b>Owning component:</b>	Cross System Extended Services (SCIXL)
<b>Eye-catcher ID:</b>	NONE



**Storage attributes:** Subpool: User supplied  
Key: User supplied  
Residency: User supplied

**Size:** 64 bytes  
CRRB -- X'0040' bytes

**Created by:** IXLCACHE invoker

**Pointed to by:** BUFFER or BUFLIST parameter on IXLCACHE

**Serialization:** See BUFFER and BUFLIST parameter requirements on the IXLCACHE interface description.

**Function:** The CRRB maps the registration blocks provided when the IXLCACHE macro is issued for a REG\_NAMELIST request.

## IXLYCRRB mapping

Table 392. Structure CRRB

Offset Dec	Offset Hex	Type	Len	Name (Dim)	Description
0	(0)	STRUCTURE	0	CRRB	Cache Register Name List Registration Block
0	(0)	BITSTRING	1	CRRBSTGCLASS	Storage class to which the entry named in this registration block should be assigned.
1	(1)	BITSTRING	1	CRRBFLAGS(0)	Flag byte
	1... ....			CRRBASSIGNCNTL	"X'80'" Assignment Control 1 ==> A directory entry should be assigned for the entry named in this registration block, if one does not currently exist 0 ==> A directory entry should not be assigned if one does not currently exist
	.1... ....			CRRBNAMEREPLACECNTL	"X'40'" Name-Replacement Control 1 ==> Any registered interest for the specified local cache vector index and the entry specified by CrrbOldName in this registration block will be deregistered 0 ==> No deregistration of interest for the entry specified by CrrbOldName will be performed
2	(2)	CHARACTER	14		Reserved
16	(10)	CHARACTER	16	CRRBNAME	Directory Entry Name
32	(20)	CHARACTER	16	CRRBOLDNAME	Old Name. When CrrbNameReplaceCntl is one and CrrbName and CrrbOldName are not equal, interest will be deregistered in the directory entry designated by CrrbOldName for the CrrbVectorIndex prior to registering interest in the entry designated by CrrbName.
48	(30)	SIGNED	4	CRRBVECTORINDEX	Local Cache Vector Index
52	(34)	CHARACTER	12		Reserved
64	(40)	CHARACTER	1	CRRBEND(0)	End of CRRB
64	(40)	X'40'	0	CRRB_LEN	"*-CRRB"

Table 393. Cross Reference for IXLYCRRB

Name	Offset	Hex Tag
CRRB	0	
CRRB_LEN	40	40
CRRBASSIGNCNTL	1	80
CRRBEND	40	
CRRBFLAGS	1	
CRRBNAME	10	
CRRBNAMEREPLACECNTL	1	40
CRRBOLDNAME	20	
CRRBSTGCLASS	0	
CRRBVECTORINDEX	30	

## IXLYCSCS information

### IXLYCSCS programming interface information

IXLYCSCS is a programming interface.

### IXLYCSCS heading information

<b>Common name:</b>	Cache Storage Class Statistics - CSCS
<b>Macro ID:</b>	IXLYCSCS
<b>DSECT name:</b>	CSCS
<b>Owning component:</b>	Cross System Extended Services (SCIXL)
<b>Eye-catcher ID:</b>	NONE
<b>Storage attributes:</b>	Subpool: User supplied Key: User supplied Residency: User supplied
<b>Size:</b>	256 bytes CSCS -- X'0100' bytes
<b>Created by:</b>	Storage area created by IXLCACHE invoker
<b>Pointed to by:</b>	STGSTATS parameter on IXLCACHE
<b>Serialization:</b>	See STGSTATS parameter requirements on the IXLCACHE interface description.
<b>Function:</b>	The CSCS maps the information returned from the IXLCACHE macro for a READ_STGSTATS request.

### IXLYCSCS mapping

Table 394. Structure CSCS

Offset Dec	Offset Hex	Type	Len	Name(Dim)	Description
0	(0)	STRUCTURE	0	CSCS	Cache storage class statistics

Table 394. Structure CSCS (continued)

Offset Dec	Offset Hex	Type	Len	Name (Dim)	Description
0	(0)	SIGNED	4	CSCSREADHITC	Read hit counter. Number of times data was returned on a read request.
4	(4)	SIGNED	4	CSCSRMDIRHITC	Read miss, directory hit counter. Number of times a read request found the entry assigned to the cache, but no data was present to read
8	(8)	SIGNED	4	CSCSRMASSUPRC	Read miss, assignment suppressed counter. Number of times a read request failed to find the entry in the cache, and assignment of the entry name was not requested.
12	(C)	SIGNED	4	CSCSRMNAMEASC	Read miss, name assigned counter. Number of times a read request failed to find the requested entry in the cache, and a directory entry was successfully assigned for the name.
16	(10)	SIGNED	4	CSCSRMTSCFULLC	Read miss, target storage class full counter. Number of times a read request failed to find the requested entry in the cache, and a directory entry could not be assigned to the name due to insufficient resources in the target storage class.
20	(14)	SIGNED	4	CSCSWHITCB0C	Write hit change Bit 0 ctr. Number of times a write request successfully wrote unchanged data to the cache.
24	(18)	SIGNED	4	CSCSWHITCB1C	Write hit change Bit 1 ctr. Number of times a write request successfully wrote changed data to the cache.
28	(1C)	SIGNED	4	CSCSWMNOTREGC	Write miss, not registered counter. Number of times a write request with WHENREG=YES could not be processed because the user did not have registered interest in the entry, or did not have registered interest in the entry with the correct local vector index.
32	(20)	SIGNED	4	CSCSWMINVSTATEC	Write miss, invalid state counter. Number of times a write request could not be processed due to an incompatible entry state.
36	(24)	SIGNED	4	CSCSWMTSCFULLC	Write miss, target storage class full counter. Number of times a write request could not be processed due to insufficient resources in the target storage class.
40	(28)	SIGNED	4	CSCSDIRENTRYRCLC	Directory entry reclaim counter. Number of times a request associated with this storage class performed a directory entry reclaim.
44	(2C)	SIGNED	4	CSCSDAENTRCLC	Data entry reclaim counter. Number of times a request associated with this storage class performed a data area reclaim.
48	(30)	SIGNED	4	CSCSXIDIRRLC	XI directory reclaim counter. Number of XIs issued as a result of a directory entry reclaim.
52	(34)	SIGNED	4	CSCSXIWRITEC	XI write counter. Number of XIs issued as a result of a write request.
56	(38)	SIGNED	4	CSCSXINMINVALC	XI name invalidation counter. Number of XIs issued as a result of a DELETE_NAME request.
60	(3C)	SIGNED	4	CSCSXICMINVALC	XI complement invalidation counter. Number of XIs issued as a result of a CROSS_INVAL request.

Table 394. Structure CSCS (continued)

Offset Dec	Offset Hex	Type	Len	Name (Dim)	Description
64	(40)	SIGNED	4	CSCSCASTOUTC	Castout Counter. Number of castout operations performed against entries in this storage class.
68	(44)	SIGNED	4	CSCSREFSIGMISSC	Reference signal miss counter. Number of times a name specified on a PROCESS_REFLIST request was not associated with the storage class.
72	(48)	SIGNED	4	CSCSTMCFULLC	Target storage class full counter. Number of times a request was unable to reclaim a directory entry or data resources from this storage class.
76	(4C)	SIGNED	4	CSCSDIRENTRYC	Directory entry counter. Number of cache directory entries currently assigned to this storage class.
80	(50)	SIGNED	4	CSCSDATAREAELEC	Data area element counter. Number of cache data elements associated with entries that are currently assigned to this storage class.
84	(54)	SIGNED	4	CSCSTOTCHNGDC	Total changed counter. Number of directory entries assigned to this storage class which are currently changed or locked-for-castout.
88	(58)	SIGNED	4	CSCSDATAREAC	Data area counter. The number of directory entries assigned to this storage class which have data associated with them (see CscsDatAreaEleC to understand the total amount of data these entries contain).
92	(5C)	SIGNED	4	CSCSCMPLREFLSTC	Completed reference lists counter. Number of times a PROCESS_REFLIST command was completed.
96	(60)	SIGNED	4	CSCSPRTCREFLSTC	Partially completed reference lists counter. Number of times a PROCESS_REFLIST command was partially completed.
100	(64)	SIGNED	4	CSCSXILCVIREPL	XI for local cache vector index replacement. Number of XIs issued as a result of replacement of a registered local cache vector index with a more current local cache vector index.
104	(68)	SIGNED	4	CSCSWUXIC	Write unchanged with XI counter. Number of successful write requests which specified CROSSINVAL=YES.
108	(6C)	SIGNED	4	CSCSUDERIC	Unchanged directory entry with registered interest counter. Number of directory entries in the storage class which have registered interest by a local cache and contain unchanged data. Valid when the cache structure resides in a CFLEVEL=8 or above coupling facility
112	(70)	SIGNED	4	CSCSWMASC	Write Miss Assignment Suppression Counter. Number of write requests that requested directory assignment suppression (ASSIGN=NO or WOB_Asc = '1'b) that were suppressed because a directory entry did not exist. Valid when the cache structure resides in a CFLEVEL=18 or above coupling facility

Table 394. Structure CSCS (continued)

Offset Dec	Offset Hex	Type	Len	Name (Dim)	Description
116	(74)	SIGNED	4	CSCSWMSC	Write Miss Write Suppression Counter. Number of write requests that specified LOCALREGCNTL=YES that were suppressed due to the local cache being the only registered interest in the directory entry and the data entry did not have cached subsystem data. Valid when the cache structure resides in a CFLEVEL=18 or above coupling facility
120	(78)	CHARACTER	8	CSCSDART	Data-Area Residency Time. A 64-bit unsigned binary integer that approximates in microseconds via a moving weighted average the elapsed time a data area resides in a storage class before it is reclaimed. Valid when the cache structure resides in a CFLEVEL=25 or above coupling facility
128	(80)	CHARACTER	8	CSCSDERT	Directory-Entry Residency Time. A 64-bit unsigned binary integer that approximates in microseconds via a moving weighted average the elapsed time a directory entry actively resides in a storage class before it is reclaimed. Valid when the cache structure resides in a CFLEVEL=25 or above coupling facility
136	(88)	CHARACTER	120		Reserved
256	(100)	CHARACTER	1	CSCSEND(0)	End of CSCS
256	(100)	X'100'	0	CSCS_LEN	"*-CSCS"

Table 395. Cross Reference for IXLYCSCS

Name	Offset	Hex Tag
CSCS	0	
CSCS_LEN	100	100
CSCSCASTOUTC	40	
CSCSCMPLREFLSTC	5C	
CSCSDAENTRCLC	2C	
CSCSDART	78	
CSCSDATAAREAC	58	
CSCSDATAAREAELEC	50	
CSCSDERT	80	
CSCSDIRENTRYC	4C	
CSCSDIRENTRYRCLC	28	
CSCSEND	100	
CSCSPRTCREFLSTC	60	
CSCSREADHITC	0	
CSCSREFSIGMISSC	44	
CSCSRMASSUPRC	8	
CSCSRMDIRHITC	4	
CSCSRMNAMEASC	C	
CSCSRMTSCFULLC	10	

Table 395. Cross Reference for IXLYCSCS (continued)

Name	Offset	Hex Tag
CSCSTMCFULLC	48	
CSCSTOTCHNGDC	54	
CSCSUDERIC	6C	
CSCSWHITCB0C	14	
CSCSWHITCB1C	18	
CSCSWMASC	70	
CSCSWMINVSTATEC	20	
CSCSWMNOTREGC	1C	
CSCSWMTSCFULLC	24	
CSCSWMWSC	74	
CSCSWUXIC	68	
CSCSXICMINVALC	3C	
CSCSXIDIRRLCLC	30	
CSCSXILCVIREPL	64	
CSCSXINMINVALC	38	
CSCSXIWRITEC	34	

## IXLYCSPA information

### IXLYCSPA programming interface information

IXLYCSPA is a programming interface.

### IXLYCSPA heading information

<b>Common name:</b>	IXLCSP Request Answer Area
<b>Macro ID:</b>	IXLYCSPA
<b>DSECT name:</b>	CSPA
<b>Owning component:</b>	Cross System Extended Services (SCIXL)
<b>Eye-catcher ID:</b>	NONE
<b>Storage attributes:</b>	Subpool: User supplied Key: User supplied Residency: User supplied
<b>Size:</b>	256 bytes CSPA_CFLEVELINFO -- X'000C' bytes CSPA -- X'0100' bytes
<b>Created by:</b>	Invoker of IXL CSP service.
<b>Pointed to by:</b>	ANSAREA parameter on IXL CSP
<b>Serialization:</b>	NONE
<b>Function:</b>	Maps the answer area output from IXL CSP requests

## IXLYCSPA mapping

Table 396. Structure CSPA

Offset Dec	Offset Hex	Type	Len	Name(Dim)	Description
0	(0)	STRUCTURE	0	CSPA	IXLCSP answer area
0	(0)	CHARACTER	32	CSPA_HEADER	Header information
0	(0)	SIGNED	2	CSPA_VERSION	IXLYCSPA version number
2	(2)	SIGNED	2	CSPA_LENGTH	Length of the answer area
4	(4)	SIGNED	2	CSPA_OFFSET	Offset from the beginning of the structure (CSPA) to the answer area data (CSPA_Data)
6	(6)	CHARACTER	26		Reserved
32	(20)	CHARACTER	224	CSPA_DATA	Data returned by IXLCSP
32	(20)	CHARACTER	64	CSPA_COMMONDATA	Data common to all IXLCSP SERVICE=COMPUTE requests
32	(20)	SIGNED	4	CSPA_STRSIZE	Structure size in 4K blocks
36	(24)	SIGNED	4	CSPA_MAXSIZE	Maximum structure size in 4K blocks
40	(28)	SIGNED	4	CSPA_MINSIZE	Minimum structure size in 4K blocks
44	(2C)	SIGNED	4	CSPA_MARGINALSIZE	Marginal structure size in 4K blocks
48	(30)	SIGNED	4	CSPA_MRCS	Minimum required control storage in 4K blocks
52	(34)	SIGNED	2	CSPA_DIAGNOSTICCODE	Diagnostic code. Set only when IXLCSP RC='04'x and RSN is 'xxxx0431'x, or RC='08'x and RSN is one of the following values: 'xxxx0881'x, 'xxxx088C'x, 'xxxx088E'x, 'xxxx08B1'x. Constants for the diagnostic codes when RSN='xxxx088C'x are defined below. Diagnostic codes for the other reasons are defined in IXLYCON.
54	(36)	SIGNED	2		Reserved.
56	(38)	SIGNED	4	CSPA_ACTUALCFLEVEL	CFLEVEL for which calculation was performed. Valid if not zero.
60	(3C)	SIGNED	4	CSPA_NEEDEDCELEVEL	The CFLEVEL supported by the designated coupling facility must be greater than or equal to this value in order to process the compute request. Valid for use if not zero
64	(40)	CHARACTER	8	CSPA_SCMMAXSIZE	Maximum amount of storage-class (flash) memory in 4K blocks that may be associated with the target structure
72	(48)	SIGNED	4	CSPA_ESTMAXAUGSPACE	Estimated maximum augmented space in 4K blocks that may be required to support SCM maximum size
76	(4C)	SIGNED	4	CSPA_FIXEDAUGSPACE	Minimum amount of augmented space in 4K blocks that is always assigned to the structure
80	(50)	CHARACTER	16		Reserved
96	(60)	CHARACTER	96	CSPA_STRTPEDATA	Output data specific to the target structure type
CSPA_OutData: Cache structure					
96	(60)	CHARACTER	96	CSPA_CACHEDATA	Cache-specific output
96	(60)	SIGNED	4	CSPA_CACHEDIRENTRYCOUNT	Number of directory entries that can be contained in the target structure
100	(64)	SIGNED	4	CSPA_CACHEELEMENTCOUNT	Total number of elements that can be contained in the target structure

Table 396. Structure CSPA (continued)

Offset Dec	Offset Hex	Type	Len	Name (Dim)	Description
104	(68)	SIGNED	4	CSPA_CACHEDIRTOELEMENTRATIO	Directory- to-element ratio that could be achieved in the target structure
104	(68)	SIGNED	2	CSPA_CACHEDIRRATIO	Directory part of the directory-to-element ratio
106	(6A)	SIGNED	2	CSPA_CACHEELEMENTRATIO	Element part of the directory-to-element ratio
108	(6C)	CHARACTER	84		Reserved
CSPA_OutData: List structure					
96	(60)	CHARACTER	96	CSPA_LISTDATA	List-specific output
96	(60)	SIGNED	4	CSPA_LISTEMCCOUNT	Number of event monitor controls that can be contained in the target structure
100	(64)	SIGNED	4	CSPA_LISTENTRYCOUNT	Number of list entries that can be contained in the target structure
104	(68)	SIGNED	4	CSPA_LISTELEMENTCOUNT	Total number of elements that can be contained in the target structure
108	(6C)	SIGNED	2	CSPA_LISTEMCSTGPCT	Percentage of structure storage over the marginal structure size that can be allocated to event monitor controls in the target structure. Expressed as a decimal number in hundredths of a percent.
110	(6E)	CHARACTER	2		Reserved
112	(70)	SIGNED	4	CSPA_LISTENTRYTOELEMENTRATIO	Entry- to-element ratio that could be achieved in the target structure
112	(70)	SIGNED	2	CSPA_LISTENTRYRATIO	Entry part of the entry-to-element ratio
114	(72)	SIGNED	2	CSPA_LISTELEMENTRATIO	Element part of the entry-to-element ratio
116	(74)	SIGNED	4	CSPA_LISTLOCKENTRIES	Number of lock entries that can be contained in the target structure. Valid on either successful computation or return code 8 reason code Ix1RsnCodeBadStructureSize (xxxx0888)
120	(78)	CHARACTER	8	CSPA_LISTSCMENTRYCOUNT	Estimated number of list entries that can be contained in the storage-class memory associated with the target structure
128	(80)	CHARACTER	8	CSPA_LISTSCMELEMENTCOUNT	Estimated number of data elements that can be contained in the storage-class memory associated with the target structure
136	(88)	CHARACTER	8	CSPA_LISTSCMENTRYOVERFLOW	Estimated number of list entries in excess of 2**32 - 1 that could be accommodated by the input amount of SCM
144	(90)	CHARACTER	8	CSPA_LISTSCMELEMENTOVERFLOW	Estimated number of data elements in excess of 2**32 - 1 that could be accommodated by the input amount of SCM
152	(98)	CHARACTER	40		Reserved
CSPA_OutData: Lock structure					



Table 396. Structure CSPA (continued)

Offset Dec	Offset Hex	Type	Len	Name(Dim)	Description
96	(60)	CHARACTER	96	CSPA_LOCKDATA	Lock-specific output
96	(60)	SIGNED	4	CSPA_LOCKRDATAENTRYCOUNT	Number of record data entries that can be contained in the target structure
100	(64)	SIGNED	4	CSPA_LOCKENTRIES	Number of lock entries that can be contained in the target structure. Valid on either successful computation or return code 8 reason code Ix1RsnCodeBadStructureSize (xxxx0888)
104	(68)	CHARACTER	88		Reserved
192	(C0)	CHARACTER	64		Reserved
256	(100)	CHARACTER	1	CSPA_END(0)	End IXL CSP answer area
256	(100)	X'100'	0	CSPA_LEN	"*-CSPA"

Table 397. Structure CSPA\_CFLEVELINFO

Offset Dec	Offset Hex	Type	Len	Name(Dim)	Description
0	(0)	STRUCTURE	0	CSPA_CFLEVELINFO	
0	(0)	SIGNED	4	CSPA_CFLEVELCOUNT	Number of valid entries in CSPA_CFLevelArray
4	(4)	CHARACTER	8	CSPA_CFLEVELARRAY	Array of CFLEVEL information
4	(4)	SIGNED	4	CSPA_CFLEVELVALUE	CFLEVEL value
8	(8)	BITSTRING	1	CSPA_CFLEVELFLAGS	CFLEVEL flags
<p>CSPA_CFLevelConnected and CSPA_CFLevelEmulated are not mutually exclusive. If both are on, the sizing request may be directed to an actual CF or may be processed by software, as conditions dictate. Bit definitions:</p>					
		1... ....		CSPA_CFLEVELCONNECTED	"X'80'" On => A CF with this CFLEVEL is connected to the system initiating the IXL CSP request. In processing a sizing request specifying this CFLEVEL, the system may select any connected CF that supports it.
		.1... ....		CSPA_CFLEVELEMULATED	"X'40'" On => The system has support for emulating this CFLEVEL in software.
9	(9)	CHARACTER	3		Reserved
9	(9)	X'100'	0	CSPA_KSIZELEVEL0	"256" Size in bytes of CSPA at macro level 0
9	(9)	X'0'	0	CSPA_LEVELNUM	"0" Macro level number
<p>Constants for CSPA_DiagnosticCode when RSN='xxxx0431'x, 'xxxx0881'x, 'xxxx088E'x, and 'xxxx08B1'x are defined in IXL YCON. Constants for CSPA_DiagnosticCode when RSN='xxxx088C'x</p>					
9	(9)	X'4'	0	CSPA_BADMAXSIZE	"4" Maximum structure size outside CF limits
9	(9)	X'6'	0	CSPA_BADLISTHEADERS	"6" Number of list headers outside CF limits
9	(9)	X'7'	0	CSPA_BADLISTELEMCHAR	"7" List element characteristic outside CF limits
9	(9)	X'8'	0	CSPA_BADLOCKNUMUSERS	"8" Number of lock structure users outside CF limits
9	(9)	X'9'	0	CSPA_BADLOCKENTRIES	"9" Number of locks outside CF limits

Table 397. Structure CSPA\_CFLEVELINFO (continued)

Offset Dec	Offset Hex	Type	Len	Name (Dim)	Description
9	(9)	X'A'	0	CSPA_BADLISTMAXELEMNUM	"10" Maximum entry size (maximum number of elements) outside CF limits
9	(9)	X'B'	0	CSPA_BADLISTENTRYTOELEMRTIO	"11" Entry- to-element ratio (EntryRatio and ElementRatio keywords) outside CF limits
9	(9)	X'C'	0	CSPA_BADLISTENTRYCOUNT	"12" Maximum entry count outside CF limits
9	(9)	X'D'	0	CSPA_BADLISTELEMENTCOUNT	"13" Maximum element count outside CF limits
9	(9)	X'11'	0	CSPA_BADLISTSTRUCTURETYPE	"17" List structure attributes inconsistent. Can be caused by specifying ListCntlType= Element when the structure has no data.
9	(9)	X'12'	0	CSPA_BADCACHEELEMCHAR	"18" Cache element characteristic outside CF limits
9	(9)	X'13'	0	CSPA_BADCACHENUMCOCLASS	"19" Maximum number of castout classes outside CF limits
9	(9)	X'14'	0	CSPA_BADCACHEMAXELEMNUM	"20" Maximum entry size (maximum number of elements) outside CF limits
9	(9)	X'15'	0	CSPA_BADCACHENUMSTGCLASS	"21" Maximum number of storage classes outside CF limits
9	(9)	X'16'	0	CSPA_BADCACHEDIRTOELEMRTIO	"22" Directory- to-element ratio (DirRatio and ElementRatio keywords) outside CF limits
9	(9)	X'17'	0	CSPA_BADCACHEDIRENTRYCOUNT	"23" Maximum directory entry count outside CF limits
9	(9)	X'18'	0	CSPA_BADCACHEELEMENTCOUNT	"24" Maximum element count outside CF limits
9	(9)	X'80'	0	CSPA_BADSCMELEMENTCOUNT	"128" Count of elements in storage-class memory outside CF limits
9	(9)	X'C'	0	CSPA_CFLEVELINFO_LEN	"*-CSPA_CFLEVELINFO"

Table 398. Cross Reference for IXLYCSPA

Name	Offset	Hex Tag
CSPA	0	
CSPA_ACTUALCFLEVEL	38	
CSPA_BADCACHEDIRENTRYCOUNT	9	17
CSPA_BADCACHEDIRTOELEMRTIO	9	16
CSPA_BADCACHEELEMCHAR	9	12
CSPA_BADCACHEELEMENTCOUNT	9	18
CSPA_BADCACHEMAXELEMNUM	9	14
CSPA_BADCACHENUMCOCLASS	9	13
CSPA_BADCACHENUMSTGCLASS	9	15
CSPA_BADLISTELEMCHAR	9	7
CSPA_BADLISTELEMENTCOUNT	9	D
CSPA_BADLISTENTRYCOUNT	9	C
CSPA_BADLISTENTRYTOELEMRTIO	9	B
CSPA_BADLISTHEADERS	9	6

Table 398. Cross Reference for IXLYCSPA (continued)

Name	Offset	Hex Tag
CSPA_BADLISTMAXELEMNUM	9	A
CSPA_BADLISTSTRUCTURETYPE	9	11
CSPA_BADLOCKENTRIES	9	9
CSPA_BADLOCKNUMUSERS	9	8
CSPA_BADMAXSIZE	9	4
CSPA_BADSCMELEMENTCOUNT	9	80
CSPA_CACHEDATA	60	
CSPA_CACHEDIREENTRYCOUNT	60	
CSPA_CACHEDIRRATIO	68	
CSPA_CACHEDIRTOELEMENTRATIO	68	
CSPA_CACHEELEMENTCOUNT	64	
CSPA_CACHEELEMENTRATIO	6A	
CSPA_CFLEVELARRAY	4	
CSPA_CFLEVELCONNECTED	8	80
CSPA_CFLEVELCOUNT	0	
CSPA_CFLEVELEMULATED	8	40
CSPA_CFLEVELFLAGS	8	
CSPA_CFLEVELINFO	0	
CSPA_CFLEVELINFO_LEN	9	C
CSPA_CFLEVELVALUE	4	
CSPA_COMMONDATA	20	
CSPA_DATA	20	
CSPA_DIAGNOSTICCODE	34	
CSPA_END	100	
CSPA_ESTMAXAUGSPACE	48	
CSPA_FIXEDAUGSPACE	4C	
CSPA_HEADER	0	
CSPA_LEN	100	100
CSPA_LENGTH	2	
CSPA_LISTDATA	60	
CSPA_LISTELEMENTCOUNT	68	
CSPA_LISTELEMENTRATIO	72	
CSPA_LISTEMCCOUNT	60	
CSPA_LISTEMCSTGPCT	6C	
CSPA_LISTENTRYCOUNT	64	
CSPA_LISTENTRYRATIO	70	
CSPA_LISTENTRYTOELEMENTRATIO	70	
CSPA_LISTLOCKENTRIES	74	
CSPA_LISTSCMELEMENTCOUNT	80	

Table 398. Cross Reference for IXLYCSPA (continued)

Name	Offset	Hex Tag
CSPA_LISTSCMELEMENTOVERFLOW	90	
CSPA_LISTSCMENTRYCOUNT	78	
CSPA_LISTSCMENTRYOVERFLOW	88	
CSPA_LOCKDATA	60	
CSPA_LOCKENTRIES	64	
CSPA_LOCKRDATAENTRYCOUNT	60	
CSPA_MARGINALSIZE	2C	
CSPA_MAXSIZE	24	
CSPA_MINSIZE	28	
CSPA_MRCS	30	
CSPA_NEEDEDCLFLEVEL	3C	
CSPA_OFFSET	4	
CSPA_SCMMAXSIZE	40	
CSPA_STRSIZE	20	
CSPA_STRYPEDATA	60	
CSPA_VERSION	0	
CSPA_SIZELEVEL0	9	100
CSPA_LEVELNUM	9	0

## IXLYCUNB information

### IXLYCUNB programming interface information

IXLYCUNB is a programming interface.

### IXLYCUNB heading information

<b>Common name:</b>	Cache Unlock-castout Name Block
<b>Macro ID:</b>	IXLYCUNB
<b>DSECT name:</b>	CUNB
<b>Owning component:</b>	Cross System Extended Services (SCIXL)
<b>Eye-catcher ID:</b>	NONE
<b>Storage attributes:</b>	Subpool: User supplied Key: User supplied Residency: User supplied
<b>Size:</b>	CUNB -- X'0020' bytes
<b>Created by:</b>	IXLCACHE invoker
<b>Pointed to by:</b>	BUFFER or BUFLIST parameter on IXLCACHE for UNLOCK_CASTOUT. It is included as a parameter called the CUNBAREA for UNLOCK_CO_NAME.

<b>Serialization:</b>	See BUFFER, BUFLIST, and CUNBAREA parameter requirements on the IXLCACHE interface description.
<b>Function:</b>	The CUNB maps the name blocks provided when the IXLCACHE macro is issued for an UNLOCK_CASTOUT request. It is also used to map a single name block passed as the CUNBAREA when the IXLCACHE macro is issued for an UNLOCK_CO_NAME request.

## IXLYCUNB mapping

Table 399. Structure CUNB

Offset Dec	Offset Hex	Type	Len	Name (Dim)	Description
0	(0)	STRUCTURE	0	CUNB	Cache Name Block
0	(0)	CHARACTER	16	CUNBNAME	Name of structure entry for which UNLOCK_CASTOUT or UNLOCK_CO_NAME processing is to be performed.
16	(10)	CHARACTER	8	CUNBUSERDATA	Value with which to update the directory entry user data.
24	(18)	BITSTRING	1	CUNBBYTEA(0)	Flag byte A
	1... ....			CUNBCHANGE0I	"X'80'" Change-bit OverIndication. 1 ==> the entry is to be left in the changed state and associated with the last specified cast-out class following UNLOCK_CASTOUT or UNLOCK_CO_NAME processing. This is not valid for cache entries with a castout state which indicates write with castout. 0 ==> UNLOCK_CASTOUT or UNLOCK_CO_NAME processing is not to alter the changed status, and should only disassociate the entry from a cast-out class if the current directory entry change bit indicates unchanged data.
	..11 ....			CUNBPARITY	"X'30'" Value with which to update the directory entry parity.
25	(19)	CHARACTER	7		Reserved
32	(20)	CHARACTER	1	CUNBEND(0)	End of CUNB
32	(20)	X'20'	0	CUNB_LEN	"*-CUNB"

## IXLYDCAC information

### IXLYDCAC programming interface information

IXLYDCAC is a programming interface.

### IXLYDCAC heading information

<b>Common name:</b>	Dumping Cache Structure Controls Mapping
<b>Macro ID:</b>	IXLYDCAC
<b>DSECT name:</b>	DCAC
<b>Owning component:</b>	Cross System Extended Services (SCIXL)
<b>Eye-catcher ID:</b>	NONE

**Storage attributes:** Subpool: User Defined  
Key: User Defined  
Residency: User Defined

**Size:** DCACEXTSTRUCTURECONTROLS -- X'0200' bytes  
DCACDUPLEXINGCONTROLS -- X'003C' bytes  
DCAC -- X'0100' bytes

**Created by:** The IXLZSTR CF Structure Data Access Service in the user defined ANSAREA

**Pointed to by:** User

**Serialization:** None required

**Function:** Provides a map of the dumping Cache Structure controls.

## IXLYDCAC mapping

Table 400. Structure DCAC

Offset Dec	Offset Hex	Type	Len	Name (Dim)	Description
0	(0)	STRUCTURE	0	DCAC	Mapping for Cache Structure controls
0	(0)	CHARACTER	20		Reserved
20	(14)	SIGNED	4	DCACTOTALDIRENTCT	Total Directory-entry count - specifies the number of directory entries allocated for the cache structure. This count is only substantially accurate.
24	(18)	SIGNED	4	DCACTOTALDTAREAELEMCT	Total data area element count - specifies the number of data area elements allocated for the cache structure. This count is only substantially accurate.
28	(1C)	CHARACTER	1	DCACFLAGBYTE1(0)	Flag byte 1
	1... ..			DCACADJASGNIND	"X'80'" Adjunct-assignment indicator - indicates if adjunct areas are present
	.1.. ..			DCACUDFORDERQUEUEIND	"X'40'" UDF order queue indicator - indicates that a user data field order queue is being maintained (LEVEL5)
	..1. ....			DCACDUPLEXINGSTATE	"X'20'" Duplexing State - indicates that a structure is in a state of being duplexed (LEVEL11)
	...1 ....			DCACIRTCEI	"X'10'" Indicates enablement of Immediate RTC Completion. (LEVEL16)
	.... 1...			DCACWAITONREADYTOCOMP	"X'08'" Wait on ready to complete indicator cache override - Indicates the sending of the RTC signal is delayed until the RTC is received. During this time no resources can be held for the item being processed (LEVEL22)
	.... .1..			DCACMI	"X'04'" MASTER indicator, (level24)
	.... ..1.			DCACREAPPINPROGRESS	"X'02'" Reapportionment in progress indicator (LEVEL1)
	.... ...1			DCACSIZECHNGINPROGRESS	"X'01'" Structure size change in progress indicator (LEVEL1)
29	(1D)	BITSTRING	1	DCACMAXSTGCLASS	Maximum storage class - specifies the number of storage classes.
30	(1E)	BITSTRING	2	DCACNAMECLASSMASK	Name class mask (LEVEL7)

Table 400. Structure DCAC (continued)

Offset Dec	Offset Hex	Type	Len	Name (Dim)	Description
32	(20)	SIGNED	2	DCACMAXCSTCLASS	Maximum castout class - specifies the number of castout values.
34	(22)	BITSTRING	1	DCACDTAREAELEMCHAR	Data area element characteristic - specifies the number of bytes in each data area element
35	(23)	BITSTRING	1	DCACMAXDTAREASIZE	Maximum data area size - specifies the maximum allowable size of a data area as an integral multiple of the data area element size. The valid values are 1-255
36	(24)	SIGNED	4	DCACSTRSIZE	Structure size - specifies the number of 4K units of facility storage allocated for the cache
40	(28)	SIGNED	4	DCACMAXSTRSIZE	Maximum structure size - specifies the maximum number of 4K units of facility storage that can be allocated for the cache
44	(2C)	SIGNED	4	DCACMINSTRSIZE	Minimum Structure Size - specifies the minimum number of 4K units of facility storage that can be allocated for the cache with the requested attributes. Note that the structure can be allocated smaller than this, but if so, structure attributes such as the entry/element ratio will differ significantly from those which were requested.
48	(30)	CHARACTER	16	DCACSTRAUTH	Structure Authority - A 16 byte value associated with each bit in the SID vector
64	(40)	CHARACTER	32	DCACUSRSTRCNTL	User Structure Control - a 32 byte field defined by the user
96	(60)	BITSTRING	32	DCACLCIDVECTOR	LCID Vector - A bit string with an initial value of zero. Set to one when a user is assigned a value of (i). The bit at position I is set to zero when a user is unassigned
128	(80)	SIGNED	4	DCACTGTSTRSIZE	Target Structure Size - specifies the target number of 4K units to be allocated for the cache
132	(84)	SIGNED	4	DCACTGTDIRENTCT	Target Directory Entry Count - specifies the target for the maximum number of possible directory entries in a cache structure
136	(88)	SIGNED	4	DCACTGDTAREAELEMCT	Target Data-Area-Element Count - specifies the target for the maximum number of data area elements that are available for assignment to directory entries in a cache structure
140	(8C)	SIGNED	4	DCACPENDDIRTODATARATIO(0)	Pending directory to data ratio (LEVEL1)
140	(8C)	SIGNED	2	DCACPENDDIRTODATADIR	Pending directory to data ratio, directory portion (LEVEL1)
142	(8E)	SIGNED	2	DCACPENDDIRTODATADATA	Pending directory to data ratio, data portion (LEVEL1)
144	(90)	SIGNED	4	DCACMARGINALSTRSIZE	Marginal structure size - true minimum size with which the structure can be allocated (LEVEL1)
148	(94)	SIGNED	4	DCACTOTSTRCHANGEDENTCT	Total structure changed entry count. This count is only substantially accurate (LEVEL1)
152	(98)	SIGNED	4	DCACTOTSTRCHANGEDELEMCT	Total structure changed element count. This count is only substantially accurate (LEVEL1)

Table 400. Structure DCAC (continued)

Offset Dec	Offset Hex	Type	Len	Name (Dim)	Description
156	(9C)	CHARACTER	2		Reserved
158	(9E)	SIGNED	2	DCACCASTOUTCLASSCURSOR	Castout Class Cursor (LEVEL8)
160	(A0)	CHARACTER	32	DCACEXTUSERSTRCONTROLS	Extended User Structure Controls (LEVEL8)
192	(C0)	SIGNED	4	DCACWWCOQUEUECOUNTER	Write With Castout queue counter (LEVEL8)
196	(C4)	SIGNED	4	DCACSTRCOPYCNTLVERSION	Structure copy controls version number (LEVEL8)
200	(C8)	SIGNED	4	DCACCOUNTUNCHWITHREGINT	Global count of unchanged directory entries with registered interest (LEVEL8)
204	(CC)	SIGNED	4	DCACFREEDIRENTRYCOUNT	Free directory entry count (LEVEL8)
208	(D0)	SIGNED	4	DCACFREEDATAAREACOUNT	Free data area element count (LEVEL8)
212	(D4)	CHARACTER	4		Reserved
216	(D8)	CHARACTER	1	DCACOFFSET216(0)	217th byte
	.... 1111			DCACSSX	"X'0F'" Signalling Segment Index - identifies the segment of the local signalling vector array that is used to receive duplexing signals for the cache structure that are initiated by the remote facility when duplexing is active. Zero when DCacIrtcei is OFF. (LEVEL16)
217	(D9)	CHARACTER	1	DCACOFFSET217(0)	218th byte
	.... 1111			DCACDSSX	"X'0F'" Duplex Signalling Segment Index - identifies the segment of the remote-facility signalling vector array that is the target of duplexing signals for the peer cache structure when duplexing is active. Set when the structure is made duplexing active. Zero when DCacIrtcei is OFF. (LEVEL16)
218	(DA)	SIGNED	2	DCACDRXL	Duplex retry index limit - specifies the maximum duplexing retry index value that is supported for duplexing signals targeted to the remote-facility duplexed cache structure. Zero when DCacIrtcei is OFF. (LEVEL16)
220	(DC)	CHARACTER	4		Reserved
224	(E0)	CHARACTER	8	DCACSTREXECUTIONTIME	Time CF spent executing work related to this structure. (LEVEL15)
232	(E8)	CHARACTER	24		Reserved
232	(E8)	X'100'	0	DCAC_LEN	"*-DCAC"

Table 401. Structure DCACDUPLEXINGCONTROLS

Offset Dec	Offset Hex	Type	Len	Name (Dim)	Description
0	(0)	STRUCTURE	0	DCACDUPLEXINGCONTROLS	Duplexing controls from the dump header
0	(0)	CHARACTER	32	DCACDUPCONNODEDESC	node descriptor
32	(20)	CHARACTER	16	DCACDUPCONSTRUCTAUTH	Structure authority
48	(30)	CHARACTER	8	DCACDUPCONSYSID	System id
56	(38)	CHARACTER	2		reserved
58	(3A)	CHARACTER	2	DCACDUPCONSTRUCTUREID	Structure Id
58	(3A)	X'3C'	0	DCACDUPLEXINGCONTROLS_LEN	"*-DCACDUPLEXINGCONTROLS"



Table 402. Structure DCACEXTSTRUCTURECONTROLS

Offset Dec	Offset Hex	Type	Len	Name (Dim)	Description
0	(0)	STRUCTURE	0	DCACEXTSTRUCTURECONTROLS	Mapping for extended Cache Structure Controls (LEVEL19)
0	(0)	CHARACTER	512		Reserved
Length Constants					
0	(0)	X'100'	0	KDCAC_LEN	"256" Length of DCac
0	(0)	X'200'	0	DCACEXTSTRUCTURECONTROLS_LEN	"*-DCACEXTSTRUCTURECONTROLS"

Table 403. Cross Reference for IXLYDCAC

Name	Offset	Hex	Tag
DCAC	0		
DCAC_LEN	E8		100
DCACADJASGNIND	1C		80
DCACCASTOUTCLASSCURSOR	9E		
DCACCOUNTUNCHWITHREGINT	C8		
DCACDRXL	DA		
DCACDSSX	D9		F
DCACDTAREAELEMCHAR	22		
DCACDUPCONNODEDESC	0		
DCACDUPCONSTRUCTAUTH	20		
DCACDUPCONSTRUCTUREID	3A		
DCACDUPCONSYSID	30		
DCACDUPLEXINGCONTROLS	0		
DCACDUPLEXINGCONTROLS_LEN	3A		3C
DCACDUPLEXINGSTATE	1C		20
DCACEXTSTRUCTURECONTROLS	0		
DCACEXTSTRUCTURECONTROLS_LEN	0		200
DCACEXTUSERSTRCONTROLS	A0		
DCACFLAGBYTE1	1C		
DCACFREEDATAAREACOUNT	D0		
DCACFREEDIRENTRYCOUNT	CC		
DCACIRTCEI	1C		10
DCACLCIDVECTOR	60		
DCACMARGINALSTRSIZE	90		
DCACMAXCSTCLASS	20		
DCACMAXDTAREASIZE	23		
DCACMAXSTGCLASS	1D		
DCACMAXSTRSIZE	28		
DCACMI	1C		4

Table 403. Cross Reference for IXLYDCAC (continued)

Name	Offset	Hex Tag
DCACMINSTRSIZE	2C	
DCACNAMECLASSMASK	1E	
DCACOFFSET216	D8	
DCACOFFSET217	D9	
DCACPENDDIRTO DATADATA	8E	
DCACPENDDIRTO DATADIR	8C	
DCACPENDDIRTO DATARATIO	8C	
DCACREAPPINPROGRESS	1C	2
DCACSIZECHNGINPROGRESS	1C	1
DCACSSX	D8	F
DCACSTRAUTH	30	
DCACSTRCOPYCNTLVERSION	C4	
DCACSTREXECUTIONTIME	E0	
DCACSTRSIZE	24	
DCACTGTDIRENTCT	84	
DCACTGTDTAREAELEMCT	88	
DCACTGTSTRSIZE	80	
DCACTOTALDIRENTCT	14	
DCACTOTALDTAREAELEMCT	18	
DCACTOTSTRCHANGEDELEMCT	98	
DCACTOTSTRCHANGEDENTCT	94	
DCACUDFORDERQUEUEIND	1C	40
DCACUSRSTRCNTL	40	
DCACWAITONREADYTOCOMP	1C	8
DCACWWCOQUEUECOUNTER	C0	
KDCAC_LEN	0	100

## IXLYDCCC information

### IXLYDCCC programming interface information

IXLYDCCC is a programming interface.

### IXLYDCCC heading information

<b>Common name:</b>	Dumping Castout Class Controls Mapping
<b>Macro ID:</b>	IXLYDCCC
<b>DSECT name:</b>	Dccc
<b>Owning component:</b>	Cross System Extended Services (SCIXL)
<b>Eye-catcher ID:</b>	NONE

**Storage attributes:** Subpool: User Defined  
Key: User Defined  
Residency: User Defined

**Size:** DCCC -- X'0020' bytes

**Created by:** The IXLZSTR CF Structure Data Access Service in the user defined ANSAREA

**Pointed to by:** User

**Serialization:** None required

**Function:** Provides a map of the dumping castout class controls

## IXLYDCCC mapping

Table 404. Structure DCCC

Offset Dec	Offset Hex	Type	Len	Name (Dim)	Description
0	(0)	STRUCTURE	0	DCCC	Mapping for castout class controls
0	(0)	SIGNED	4	DCCCCASTOUTCLASSCOUNT	Castout Class Count - specifies the number of data elements associated with entries that are in the indicated castout class
4	(4)	CHARACTER	2		Reserved
6	(6)	BITSTRING	1	DCCCCASTOUTCLASSFLAGS(0)	Flag byte
	1... ....			DCCCCASTOUTCLASSSCANSTATE	"X'80'" Castout class scan state If DcccCastoutClassScanId is 0 then the scan is available. Otherwise, if the scan state is 0 then the scan is in progress. Otherwise the scan is complete.
7	(7)	BITSTRING	1	DCCCCASTOUTCLASSSCANID	Castout class scan Id. If it is 0 then the scan is available.
8	(8)	CHARACTER	24		Reserved
8	(8)	X'20'	0	DCCC_LEN	"*-DCCC"

## IXLYDDIB information

### IXLYDDIB programming interface information

IXLYDDIB is a programming interface.

### IXLYDDIB heading information

**Common name:** Dumping Information Block mappings

**Macro ID:** IXLYDDIB

**DSECT name:** DLte DDil DDic DLucb DLccb DEmc

**Owning component:** Cross System Extended Services (SCIXL)

**Eye-catcher ID:** None

**Storage attributes:** Subpool: User Defined  
Key: User Defined  
Residency: User Defined

**Size:** DLTE -- X'0004' bytes  
DDIL -- X'0040' bytes  
DDIC -- X'0080' bytes  
DLUCB -- X'0080' bytes  
DLCCB -- X'0080' bytes  
DEMC -- X'0040' bytes

**Created by:** The IXLZSTR CF Structure Data Access Service in the user defined ANSAREA

**Pointed to by:** User

**Serialization:** None required

**Function:** Provides mappings for:  
Lock table entry (LTE). The LTE contains the Lock table entry information associated with a structure and is mapped by DLte.  
List-entry control block (LECB). The LECB contains the element controls associated with a list structure and is mapped by DDil.  
Directory information block (DIFB). The DIFB contains the element controls associated with a cache structure and is mapped by DDic.  
List-user control block (LUCB). The LUCB contains the list user controls and is mapped by DLucb  
Local-cache control block (LCCB). The LCCB contains the local cache controls and is mapped by DLccb  
Event Monitor control block (EMC). The EMC contains the event monitor controls associated with a list structure and is mapped by DEMc.

## IXLYDDIB mapping

Table 405. Structure DLTE

Offset Dec	Offset Hex	Type	Len	Name (Dim)	Description
0	(0)	STRUCTURE	0	DLTE	Mapping for the Lock table entry
0	(0)	SIGNED	4	DLTEENTRYNUMBER	Lock table entry number - index into the lock table
4	(4)	CHARACTER	1	DLTEENTRYVALUE(0)	Lock table entry value - Contents of the lock index in the lock table. To obtain the length of this field, look in the StrBHeader mapping for the field called StrBTableEntryLen. Then subtract the length of the DLteEntryNumber from the This value can only be obtained after using the access service and mapping the output buffer with the StrBHeader mapping.
4	(4)	BITSTRING	1	DLTECONNECTIONID(0)	connection ID
		1... ....		DLTESYSTEMHELD	"X'80'" 0 => Lock is held by the connection ID found in this lock table entry 1 => Lock is held by the system
4	(4)	X'4'	0	DLTE_LEN	"*-DLTE"

Table 406. Structure DDIL

Offset Dec	Offset Hex	Type	Len	Name (Dim)	Description
0	(0)	STRUCTURE	0	DDIL	Mapping for List-entry control block

Table 406. Structure DDIL (continued)

Offset Dec	Offset Hex	Type	Len	Name (Dim)	Description
0	(0)	BITSTRING	1	DDILDTLSTENTSIZE	Data elements in entry - the number of data elements in an entry
1	(1)	CHARACTER	7		Reserved
8	(8)	SIGNED	4	DDILLISTNUM	List Number - The number of the list to which the list entry belongs to
12	(C)	CHARACTER	12	DDILLEID	List-entry identifier - A value that identifies a list entry in an object list
24	(18)	CHARACTER	8	DDILVERSIONNUM	Version number - An eight byte value that is conditionally compared and conditionally updated. The version number is initialized to zero when a list entry is created
32	(20)	CHARACTER	16	DDILLSTENTKEY(0)	List-entry key - partially designates the position of the list entry on the list. This field is mutually exclusive with DDillstEntName
32	(20)	CHARACTER	16	DDILLSTENTNAME	List-entry name - fully designates the position of the list entry in the list. It is unique to a list set at any particular instant. This field is mutually exclusive with DDILLstEntKey NOTE - To determine which field to use, check the last two bits in the list structure type (LST) field in the list structure controls ( This is mapped by IXLYDLIC ). X'10' says that the entry is keyed, not named. X'01' says that the entry is named, not keyed. X'00' indicates that the entry is neither keyed nor named
48	(30)	CHARACTER	8	DDILSCMTOKEN(0)	SCM Token - describes the location of the list entry controls in CF storage class memory. When the list entry controls are located in coupling facility storage class memory, an SCM token is stored. Otherwise zeros are stored. When an SCM token is stored, bit 62 of the SCM token is set to B'1'.
48	(30)	CHARACTER	7		Reserved bits 0-55
55	(37)	BITSTRING	1	DDILSCMTOKENBYTE8(0)	Bits 56-63
		.... ..1.		DDILLSTENTCNTLLOC	"X'02'" =1, an SCM token is stored and the list entry controls reside in CF SCM. =0, the list entry controls reside in CF storage
56	(38)	CHARACTER	8		Reserved
56	(38)	X'40'	0	KDDIL_LEN	"64" Length of DDil
56	(38)	X'40'	0	DDIL_LEN	"*-DDIL"

Table 407. Structure DDIC

Offset Dec	Offset Hex	Type	Len	Name (Dim)	Description
0	(0)	STRUCTURE	0	DDIC	Mapping for Directory information block
0	(0)	CHARACTER	16	DDICNAME	Name - The value specified by the program when the named data object is registered in cache

Table 407. Structure DDIC (continued)

Offset Dec	Offset Hex	Type	Len	Name(Dim)	Description
16	(10)	CHARACTER	8	DDICUSERDATA	User-data field - value that is associated with the data when it is initially changed in the facility cache and is maintained until the data table entry is reused. The user data field is valid when the data is cached
24	(18)	BITSTRING	1	DDICSTGCLASS	Storage class - identifies the storage class assigned for the name
25	(19)	CHARACTER	1	DDICFLAGBYTE1(0)	Flag Byte 1
		1... ....		DDICCHGIND	"X'80'" Change indicator
		.1.. ....		DDICDTCACHEDIND	"X'40'" Data-cached indicator
		..11 ....		DDICPARITYIND	"X'30'" Parity value
		.... 11..		DDICSTLOCKSTATE	"X'0C'" Castout lock state. Values are declared below.
26	(1A)	SIGNED	2	DDICSTCLASS	Castout class - The value identifies the castout class assigned for the name
28	(1C)	SIGNED	2	DDICSTLKVAL	Castout lock value - indicates the castout state of the data. Zero means the data is not being castout and if non-zero, the first byte identifies the local cache that is casting out the data block from facility cache to DASD
30	(1E)	CHARACTER	1		Reserved
31	(1F)	BITSTRING	1	DDICDATAAREASIZE	Data elements in entry - number of elements in an entry
32	(20)	CHARACTER	32	DDICLOCCACHEIND	Local-cache indicators
64	(40)	CHARACTER	1	DDICFLAGBYTE3(0)	Flag Byte 3
		1... ....		DDICLCENVALIND	"X'80'" LCEN validity indicator - A 1 in this field indicates that the local cache entry number is valid. A 0 in this field indicates that the local cache entry field is invalid
65	(41)	CHARACTER	3		Reserved
68	(44)	SIGNED	4	DDICLCACHEENTNUM	Local-cache entry number - The value indicates the number of a local cache entry
72	(48)	CHARACTER	8	DDICCACHEVERSION	Cache entry version number. Valid only for structures allocated in a CFLEVEL=5 or higher coupling facility.
80	(50)	CHARACTER	48		Reserved
80	(50)	X'80'	0	KDDIC_LEN	"128" Length of DDIC
Castout lock state values Note: To use these values you should reset all of the bits in DDICFLAGBYTE1 except the DDICSTLOCKSTATE bits and then compare the full byte against these values.					
		.... ....		DDICCOLS_RESET	"B'00000000'" The reset state is entered when the name is assigned to the directory entry or when the castout lock is reset to zeros.
		.... .1..		DDICCOLS_READFORCASTOUT	"B'00000100'" The read for castout state is entered when the castout lock is obtained by a CASTOUT_DATA request.

Table 407. Structure DDIC (continued)

Offset Dec	Offset Hex	Type	Len	Name (Dim)	Description
		.... 1...		DDICCOLS_WRITEWITHCASTOUT	"B'00001000'" The write with castout state is entered when the castout lock is obtained by a WRITE_DATA request specifying GETCOLOCK=YES.
80	(50)	X'80'	0	DDIC_LEN	"*-DDIC"

Table 408. Structure DLUCB

Offset Dec	Offset Hex	Type	Len	Name (Dim)	Description
0	(0)	STRUCTURE	0	DLUCB	Mapping for List-user control block
0	(0)	CHARACTER	1		Reserved
1	(1)	CHARACTER	1	DLUCBUSERID	User identifier - The value identifies the user
2	(2)	CHARACTER	5		Reserved
7	(7)	CHARACTER	1	DLUCBFLAGBYTE1(0)	Flag Byte 1
		1... ....		DLUCBUSERSTATE	"X'80'" User state - state of the user. One indicates attached and zero indicates detached
8	(8)	CHARACTER	8	DLUCBLSTNOTIFYTOKEN	List-notification token - specifies a list notification vector to the system
16	(10)	CHARACTER	16	DLUCBUSERAUTH	User authority
32	(20)	CHARACTER	8		Reserved
40	(28)	CHARACTER	8	DLUCBSYSID	System identifier - The value is specified by the program when a message path is activated
48	(30)	CHARACTER	64	DLUCBATTCHCNTL	User Attachment Control - a 64 byte field per attached user
112	(70)	CHARACTER	16		Reserved
112	(70)	X'80'	0	KDLUCB_LEN	"128" Length of DLucb
112	(70)	X'80'	0	DLUCB_LEN	"*-DLUCB"

Table 409. Structure DLCCB

Offset Dec	Offset Hex	Type	Len	Name (Dim)	Description
0	(0)	STRUCTURE	0	DLCCB	Mapping for Local-cache control block
0	(0)	CHARACTER	1		Reserved
1	(1)	CHARACTER	1	DLCCBLOCCACHEID	Local-cache identifier - Value that identifies a local cache
2	(2)	CHARACTER	5		Reserved
7	(7)	CHARACTER	1	DLCCBFLAGBYTE1(0)	Flag Byte 1
		11.. ....		DLCCBATTSTATUS	"X'C0'" Attachment status - describes the state of the attachment to the local cache. See constant definitions starting with kDLccbAS.
		..1. ....		DLCCBASYNXCICONTROL	"X'20'" Asynchronous cross-invalidate control. On if IXLCACHE requests initiated by this connector can generate asynchronous cross-invalidate signals (CFLEVEL 23).
8	(8)	CHARACTER	8	DLCCBLOCCACHETOKEN	Local-cache token - The value is used to identify the local cache on the central processing complexes
16	(10)	CHARACTER	16	DLCCBLCLCACHEAUTH	Local Cache Authority
32	(20)	CHARACTER	8		Reserved

Table 409. Structure DLCCB (continued)

Offset Dec	Offset Hex	Type	Len	Name(Dim)	Description
40	(28)	CHARACTER	8	DLCCBSYSID	System identifier - Value specified by the program when a message path is activated
48	(30)	CHARACTER	64	DLCCBATTACHINFO	Attachment Information - A 64 byte value set by the program when the local cache is attached
112	(70)	CHARACTER	8	DLCCBLOWESTACTIVEASYNCXI	Identifies the earliest-issued asynchronous cross-invalidate signal for this connector that is still in flight at the time of the structure dump (CFLEVEL 23)
120	(78)	CHARACTER	8	DLCCBHIGHESTISSUEDASYNCXI	Identifies the most recently issued asynchronous cross- invalidate signal for this connector as of the time of the structure dump (CFLEVEL 23)
120	(78)	X'80'	0	KDLCCB_LEN	"128" Length of DLccb
Attachment status values Note: To use these values you should copy the contents of DLccbFlagByte1 to separate storage, mask off all bits except the DLccbAttStatus bits and then compare the masked byte against these values.					
		.... ....		KDLCCBAS_DETACHED	"B'00000000'" Connector detached
		1... ....		KDLCCBAS_ATTACHED	"B'10000000'" Connector attached
		11.. ....		KDLCCBAS_DETACHPENDING	"B'11000000'" Connector detach pending
120	(78)	X'80'	0	DLCCB_LEN	"*-DLCCB"

Table 410. Structure DEMC

Offset Dec	Offset Hex	Type	Len	Name(Dim)	Description
0	(0)	STRUCTURE	0	DEMC	Mapping for Event Monitor control block
0	(0)	CHARACTER	1		reserved
1	(1)	BITSTRING	1	DEMCCONID	Connection identifier of the connector associated with the EMC.
2	(2)	CHARACTER	5		reserved
7	(7)	BITSTRING	1	DEMCFLAGS(0)	flags
		.... .1..		DEMCNOTIFYONEVERY	"X'04'" ON ==> indicates that an EMC will be queued to the associated event queue whenever a list entry is added to the sublist. OFF ==> indicates that an EMC will be queued to the associated event queue whenever the first list entry is added to the sublist (CFLEVEL 9)
		.... ..1.		DEMCKEYTYPE	"X'02'" ON ==> if EMC is associated with a sublist of secondarykeys, indicates DEMCSecondaryKey is valid. OFF ==> if EMC is associated with a sublist of entrykeys, also indicates DEMCListEntKey is valid (CFLEVEL 9)
		.... ...1		DEMCEMCQUEUED	"X'01'" 1 indicates EMC is queued to the event queue of connector identified by ConID
8	(8)	SIGNED	4	DEMCLISTNUM	List number of the list with which EMC is associated. Partially designates the subsidiary list
12	(C)	CHARACTER	4		reserved
16	(10)	CHARACTER	32	DEMCLISTENTRYKEYS(0)	EntryKey or Secondary key indicated by DemcKeyType



Table 410. Structure DEMC (continued)

Offset Dec	Offset Hex	Type	Len	Name (Dim)	Description
16	(10)	CHARACTER	32	DEMCENTKEYBUF(0)	KeyType = B'0'
16	(10)	CHARACTER	16		Reserved
32	(20)	CHARACTER	16	DEMCLISTENTKEY	List entry key of sublist with which EMC is associated. Partially designates the subsidiary list
16	(10)	CHARACTER	32	DEMCSECONDARYKEY	KeyType = B'1', SecondaryKey of the sublist with which the EMC is associated. (CFLEVEL 9)
48	(30)	CHARACTER	16	DEMCUNC	User notification control data supplied by connector when this EMC was established to monitor the indicated sublist via IXLLIST REQUEST=MONITOR_SUBLIST, ACTION=START,UNC=xunc
48	(30)	X'40'	0	KDEMC_LEN	"64" Length of DEmc
48	(30)	X'40'	0	DEMC_LEN	"*-DEMC"

Table 411. Cross Reference for IXLYDDIB

Name	Offset	Hex	Tag
DDIC	0		
DDIC_LEN	50		80
DDICCACHEVERSION	48		
DDICCHGIND	19		80
DDICCOLS_READFORCASTOUT	50		4
DDICCOLS_RESET	50		0
DDICCOLS_WRITEWITHCASTOUT	50		8
DDICCSTCLASS	1A		
DDICCSTLKVAL	1C		
DDICCSTLOCKSTATE	19		C
DDICDATAAREASIZE	1F		
DDICDTCACHEDIND	19		40
DDICFLAGBYTE1	19		
DDICFLAGBYTE3	40		
DDICLCACHEENTNUM	44		
DDICLCENVALIND	40		80
DDICLOCCACHEIND	20		
DDICNAME	0		
DDICPARITYIND	19		30
DDICSTGCLASS	18		
DDICUSERDATA	10		
DDIL	0		
DDIL_LEN	38		40
DDILDTLSTENTSIZ	0		
DDILLEID	C		

Table 411. Cross Reference for IXLYDDIB (continued)

Name	Offset	Hex Tag
DDILLISTNUM	8	
DDILLSTENTCNTLLOC	37	2
DDILLSTENTKEY	20	
DDILLSTENTNAME	20	
DDILSCMTOKEN	30	
DDILSCMTOKENBYTE8	37	
DDILVERSIONNUM	18	
DEMC	0	
DEMC_LEN	30	40
DEMCCONID	1	
DEMCEMCQUEUED	7	1
DEMCENTKEYBUF	10	
DEMCFLAGS	7	
DEMCKEYTYPE	7	2
DEMCLISTENTKEY	20	
DEMCLISTENTRYKEYS	10	
DEMCLISTNUM	8	
DEMCNOTIFYONEVERY	7	4
DEMCSECONDARYKEY	10	
DEMCUNC	30	
DLCCB	0	
DLCCB_LEN	78	80
DLCCBASYNXCICONTROL	7	20
DLCCBATTACHINFO	30	
DLCCBATTSTATUS	7	C0
DLCCBFLAGBYTE1	7	
DLCCBHIGHESTISSUEDASYNCXI	78	
DLCCBLCLCACHEAUTH	10	
DLCCBLOCCACHEID	1	
DLCCBLOCCACHETOKEN	8	
DLCCBLOWESTACTIVEASYNCXI	70	
DLCCBSYSID	28	
DLTE	0	
DLTE_LEN	4	4
DLTECONNECTIONID	4	
DLTEENTRYNUMBER	0	
DLTEENTRYVALUE	4	
DLTESYSTEMHELD	4	80
DLUCB	0	

Table 411. Cross Reference for IXLYDDIB (continued)

Name	Offset	Hex Tag
DLUCB_LEN	70	80
DLUCBATTCHCNTL	30	
DLUCBFLAGBYTE1	7	
DLUCBLSTNOTIFYTOKEN	8	
DLUCBSYSID	28	
DLUCBUSERAUTH	10	
DLUCBUSERID	1	
DLUCBUSERSTATE	7	80
KDDIC_LEN	50	80
KDDIL_LEN	38	40
KDEMC_LEN	30	40
KDLCCB_LEN	78	80
KDLCCBAS_ATTACHED	78	80
KDLCCBAS_DETACHED	78	0
KDLCCBAS_DETACHPENDING	78	C0
KDLUCB_LEN	70	80

## IXLYDEIB information

### IXLYDEIB programming interface information

IXLYDEIB is a programming interface.

### IXLYDEIB heading information

<b>Common name:</b>	Directory Entry Information Block - DEIB
<b>Macro ID:</b>	IXLYDEIB
<b>DSECT name:</b>	DEIB
<b>Owning component:</b>	Cross System Extended Services (SCIXL)
<b>Eye-catcher ID:</b>	NONE
<b>Storage attributes:</b>	Subpool: User supplied Key: User supplied Residency: User supplied
<b>Size:</b>	DEIB -- X'0080' bytes
<b>Created by:</b>	- Storage area created by IXLCACHE invoker - DEIB data created by IXLCACHE service routine
<b>Pointed to by:</b>	BUFFER or BUFLIST paramter on IXLCACHE
<b>Serialization:</b>	See BUFFER and BUFLIST parameter requirements on the IXLCACHE interface description.

**Function:**

The DEIB maps the information returned for a single cache structure directory entry returned on some IXLCACHE macro requests.

**IXLYDEIB mapping**

Table 412. Structure DEIB

Offset Dec	Offset Hex	Type	Len	Name (Dim)	Description
0	(0)	STRUCTURE	0	DEIB	Directory Entry Information Block
0	(0)	CHARACTER	16	DEIBNAME	Name of the structure entry for which this Deib contains directory information.
16	(10)	CHARACTER	8	DEIBUSERDATA	Directory entry user data field.
24	(18)	BITSTRING	1	DEIBSTGCLASS	Storage class associated with the entry.
25	(19)	BITSTRING	1	DEIBBYTEA(0)	Bit level directory entry fields.
		1... ....		DEIBCHANGED	"X'80'" Entry changed bit. 1 ==> any cached subsystem data is changed. 0 ==> any cached subsystem data is unchanged.
		.1... ....		DEIBCACHED	"X'40'" Data-cached indicator. 1 ==> subsystem data is cached for the entry. 0 ==> no subsystem data is cached, e.g. only a directory entry is allocated for the name.
		..11 ....		DEIBPARITY	"X'30'" Parity associated with the entry.
		.... 11..		DEIBCOLOCKSTATE	"X'0C'" Castout lock state. Values are declared below.
26	(1A)	SIGNED	2	DEIBCOCLASS	Castout class associated with the entry.
28	(1C)	CHARACTER	2	DEIBCOLOCKVAL	Contents of the castout lock for the entry. (First byte is the connection ID, second byte is the process ID.)
30	(1E)	CHARACTER	1		Reserved
31	(1F)	BITSTRING	1	DEIBELEMNUM	Cache entry size expressed as the number of elements in the entry
32	(20)	CHARACTER	32	DEIBLCINTEREST	Bit string identifying which connected users have registered interest in the entry. The relative position of a bit in the string associates it with a connection ID. 1 ==> the associated connection has registered interest in the entry. 0 ==> the connection does not have registered interest in the entry. Bit 0 in this string will always be zero.
64	(40)	CHARACTER	8		Reserved
72	(48)	CHARACTER	8	DEIBVERSION	Cache entry version number. Valid only for structures allocated in a CFLEVEL=5 or higher coupling facility.
80	(50)	CHARACTER	48		Reserved
128	(80)	CHARACTER	1	DEIBEND(0)	End of Deib

Castout lock state values  
Note: To use these values you should reset all of the bits in DEIBBYTEA except the DEIBCOLOCKSTATE bits and then compare the full byte against these values.

Table 412. Structure DEIB (continued)

Offset Dec	Offset Hex	Type	Len	Name (Dim)	Description
		.... ....		DEIBCOLS_RESET	"B'00000000'" The reset state is entered when the name is assigned to the directory entry or when the castout lock is reset to zeros.
		.... .1..		DEIBCOLS_READFORCASTOUT	"B'00000100'" The read for castout state is entered when the castout lock is obtained by a CASTOUT_DATA request.
		.... 1...		DEIBCOLS_WRITEWITHCASTOUT	"B'00001000'" The write with castout state is entered when the castout lock is obtained by a WRITE_DATA request specifying GETCOLOCK=YES.
128	(80)	X'80'	0	DEIB_LEN	"*-DEIB"

Table 413. Cross Reference for IXLYDEIB

Name	Offset	Hex	Tag
DEIB	0		
DEIB_LEN	80		80
DEIBBYTEA	19		
DEIBCACHED	19		40
DEIBCHANGED	19		80
DEIBCOCLASS	1A		
DEIBCOLOCKSTATE	19		C
DEIBCOLOCKVAL	1C		
DEIBCOLS_READFORCASTOUT	80		4
DEIBCOLS_RESET	80		0
DEIBCOLS_WRITEWITHCASTOUT	80		8
DEIBELEMNUM	1F		
DEIBEND	80		
DEIBLCINTEREST	20		
DEIBNAME	0		
DEIBPARITY	19		30
DEIBSTGCLASS	18		
DEIBUSERDATA	10		
DEIBVERSION	48		

## IXLYDELI information

### IXLYDELI programming interface information

IXLYDELI is a programming interface.

### IXLYDELI heading information

**Common name:** Delete EntryList Input

**Macro ID:** IXLYDELI

**DSECT name:** DELI

**Owning component:** Cross System Extended Services (SCIXL)

**Eye-catcher ID:** NONE

**Storage attributes:** Subpool: User specified  
Key: User specified  
Residency: User specified

**Size:** DELI1 -- X'0010' bytes  
DELI2 -- X'000C' bytes  
DELI3 -- X'0040' bytes

**Created by:** Storage area created by IXLLIST or IXLLSTM invoker.

**Pointed to by:** BUFFER or BUFLIST

**Serialization:** See BUFFER/BUFLIST parameter requirements on the IXLLIST/IXLLSTM interface description.

**Function:** Maps the information needed to identify an individual list entry to be deleted via the IXLLIST REQUEST=DELETE\_ENTRYLIST or IXLLSTM REQUEST=DELETE\_ENTRYLIST service. The storage area(s) indicated by BUFFER or BUFLIST on an IXLLSTM REQUEST=DELETE\_ENTRYLIST contain an input array of elements. Each element may be mapped by DELI1, DELI2, or DELI3, and contains the information needed for deleting entries from a list. The storage area(s) indicated by BUFFER or BUFLIST on an IXLLIST REQUEST=DELETE\_ENTRYLIST contain an input array of elements. Each element is mapped by DELI1 or DELI2, and contains the information needed for deleting entries from a list. The format (and size) of each element is determined by the structure characteristics, and the options specified on the IXLLSTM/IXLLIST REQUEST=DELETE\_ENTRYLIST. Each element in the array is mapped DELI1 when:  
1. IXLLSTM REQUEST=DELETE\_ENTRYLIST is specified with LISTTYPE=NAMELIST and VERSIONCOMPARE=YES or VERSIONCOMPARE=NO  
2. IXLLIST REQUEST=DELETE\_ENTRYLIST is specified with LISTTYPE=NAMELIST. Each element in the array is mapped DELI2 when:  
1. IXLLSTM REQUEST=DELETE\_ENTRYLIST is specified with LISTTYPE=IDLIST and VERSIONCOMPARE=YES or VERSIONCOMPARE=NO  
2. IXLLIST REQUEST=DELETE\_ENTRYLIST is specified with LISTTYPE=IDLIST. Each element in the array is mapped DELI3 when:  
1. IXLLSTM REQUEST=DELETE\_ENTRYLIST is specified with VERSIONCOMPARE=BYENTRY.

## IXLYDELI mapping

Table 414. Structure DELI1

Offset Dec	Offset Hex	Type	Len	Name (Dim)	Description
0	(0)	STRUCTURE	0	DELI1	Delete EntryList Input

Table 414. Structure DELI1 (continued)

Offset Dec	Offset Hex	Type	Len	Name (Dim)	Description
0	(0)	CHARACTER	16	DELI1_LIST_ENTRYNAME	List Entry Name of entry to be deleted when LISTTYPE=NAMELIST is specified.
16	(10)	CHARACTER	1	DELI1_END(0)	End of DELI type 1
16	(10)	X'10'	0	DELI1_LEN	"*-DELI1"

Table 415. Structure DELI2

Offset Dec	Offset Hex	Type	Len	Name (Dim)	Description
0	(0)	STRUCTURE	0	DELI2	Delete EntryList Input
0	(0)	CHARACTER	12	DELI2_LIST_ENTRYID	List Entry Id of entry to be deleted when LISTTYPE=IDLIST is specified.
12	(C)	CHARACTER	1	DELI2_END(0)	End of DELI type 2
12	(C)	X'C'	0	DELI2_LEN	"*-DELI2"

Table 416. Structure DELI3

Offset Dec	Offset Hex	Type	Len	Name (Dim)	Description
0	(0)	STRUCTURE	0	DELI3	Delete EntryList Input
0	(0)	CHARACTER	16	DELI3_LIST_ENTRYNAME(0)	List Entry Name which identifies the entry to be deleted when LISTTYPE=NAMELIST is specified.
0	(0)	CHARACTER	12	DELI3_LIST_ENTRYID	List Entry Id which identifies the entry to be deleted when LISTTYPE=IDLIST is specified.
16	(10)	CHARACTER	4		Reserved
20	(14)	BITSTRING	1	DELI3_FLAGS(0)	Flags
		.... 11..		DELI3_VERSCOMPTYPE	"X'0C'" Version comparison type. Designates how the list entry version number is to be compared when VERSIONCOMPARE=BYENTRY is specified on IXLSTM. 00 - No comparison 01 - The version number in the list entry must be equal to the version number in Deli3_VersComp. 11 - The version number in the list entry must be less than or equal to the version number specified in Deli3_VersComp.
21	(15)	CHARACTER	11		Reserved
32	(20)	CHARACTER	8	DELI3_VERSCOMP	Comparative version number specifies the value to be compared to the version number of the designated entry when Deli3_VersCompType is not "none".
40	(28)	CHARACTER	24		Reserved
64	(40)	CHARACTER	1	DELI3_END(0)	End of DELI type 3

Deli3\_VersCompType and Deli3\_VersComp only apply to the list entry designated by Deli3\_List\_EntryName or Deli3\_List\_EntryId in each array element.

		.... ....		DELI_VERSCOMPTYPE_NONE	"B'00000000"
		.... .1..		DELI_VERSCOMPTYPE_EQUAL	"B'00000100"
		.... 11..		DELI_VERSCOMPTYPE_LESSOREQUAL	"B'00001100"
64	(40)	X'40'	0	DELI3_LEN	"*-DELI3"

Table 417. Cross Reference for IXLYDELI

Name	Offset	Hex Tag
DELI_VERSCOMPTYPE_EQUAL	40	4
DELI_VERSCOMPTYPE_LESSOREQUAL	40	C
DELI_VERSCOMPTYPE_NONE	40	0
DELI1	0	
DELI1_END	10	
DELI1_LEN	10	10
DELI1_LIST_ENTRYNAME	0	
DELI2	0	
DELI2_END	C	
DELI2_LEN	C	C
DELI2_LIST_ENTRYID	0	
DELI3	0	
DELI3_END	40	
DELI3_FLAGS	14	
DELI3_LEN	40	40
DELI3_LIST_ENTRYID	0	
DELI3_LIST_ENTRYNAME	0	
DELI3_VERSCOMP	20	
DELI3_VERSCOMPTYPE	14	C

## IXLYDEQC information

### IXLYDEQC programming interface information

IXLYDEQC is a programming interface.

### IXLYDEQC heading information

<b>Common name:</b>	Dumping Event Queue Controls Mapping
<b>Macro ID:</b>	IXLYDEQC
<b>DSECT name:</b>	DEQC
<b>Owning component:</b>	Cross System Extended Services (SCIXL)
<b>Eye-catcher ID:</b>	None
<b>Storage attributes:</b>	Subpool: User Defined Key: User Defined Residency: User Defined
<b>Size:</b>	DEQC -- X'0020' bytes
<b>Created by:</b>	IXLZSTR CF Structure Data Access Service in the user defined ANSAREA
<b>Pointed to by:</b>	User



**Serialization:** None required

**Function:** Provides a map of the dumping Event Queue controls

## IXLYDEQC mapping

Table 418. Structure DEQC

Offset Dec	Offset Hex	Type	Len	Name (Dim)	Description
0	(0)	STRUCTURE	0	DEQC	Mapping for the event queue controls
0	(0)	CHARACTER	1		reserved
1	(1)	BITSTRING	1	DEQCCONID	Connection ID
2	(2)	CHARACTER	5		reserved
7	(7)	BITSTRING	1	DEQCFLAGS(0)	Flags
	1... ....			DEQCEVENTQDRIVEEXIT	"X'80'" Event notification request type. 1 indicates that the connection list transition exit will be driven when an empty to not empty state transition occurs. The user specified IXLLIST REQUEST=MONITOR_EVENTQ, ACTION=START, DRIVEEXIT=YES.
	.1... ....			DEQCEVENTQMONITORINGACTIVE	"X'40'" Event queue monitoring active. 1 indicates that the user associated with the event queue is monitoring the event queue
	..1. ....			DEQC_EVENTQUEUEUETYPE	"X'20'" 1 = Event queue has EMCs for sublists of Secondary keys, 0 = Event queue has EMCs for sublists of Entry keys (LEVEL 9)
8	(8)	SIGNED	4	DEQCEVENTQVECTORINDEX	Event notification vector index number specifies a list notification vector entry associated with this event queue
12	(C)	SIGNED	4	DEQCEVENTQCNT	Event monitor controls queued count - specifies the number of event monitor controls queued to the event queue
16	(10)	SIGNED	4	DEQCEVENTQTRANSCOUNT	Event queue state transition count - specifies the approximate number of empty to not empty event queue transitions that have occurred since the connector became active
20	(14)	CHARACTER	12		reserved
Length Constants					
20	(14)	X'20'	0	KDEQC_LEN	"32" Length of DEQC
20	(14)	X'20'	0	DEQC_LEN	"*-DEQC"

Table 419. Cross Reference for IXLYDEQC

Name	Offset	Hex Tag
DEQC	0	
DEQC_EVENTQUEUEUETYPE	7	20
DEQC_LEN	14	20
DEQCCONID	1	
DEQCEVENTQCNT	C	
DEQCEVENTQDRIVEEXIT	7	80
DEQCEVENTQMONITORINGACTIVE	7	40

Table 419. Cross Reference for IXLYDEQC (continued)

Name	Offset	Hex	Tag
DEQCEVENTQTRANSCOUNT	10		
DEQCEVENTQVECTORINDEX	8		
DEQCFLAGS	7		
KDEQC_LEN	14		20

## IXLYDLC information

### IXLYDLC programming interface information

IXLYDLC is a programming interface.

### IXLYDLC heading information

<b>Common name:</b>	Dumping List Controls Mapping
<b>Macro ID:</b>	IXLYDLC
<b>DSECT name:</b>	Dlc DlcListMonTblEntry
<b>Owning component:</b>	Cross System Extended Services (SCIXL)
<b>Eye-catcher ID:</b>	None
<b>Storage attributes:</b>	Subpool: User Defined Key: User Defined Residency: User Defined
<b>Size:</b>	DLC -- X'0108' bytes DLCLISTMONTBLENTRY -- X'0008' bytes DLCKRGEMONTBLENTRY -- X'0008' bytes
<b>Created by:</b>	The IXLZSTR CF Structure Data Access Service in the user defined ANSAREA
<b>Pointed to by:</b>	User
<b>Serialization:</b>	None required
<b>Function:</b>	Provides a map of the dumping list header controls and the list monitor table entries found in the list controls.

### IXLYDLC mapping

Table 420. Structure DLC

Offset Dec	Offset Hex	Type	Len	Name (Dim)	Description
0	(0)	STRUCTURE	0	DLC	Mapping for list header controls
0	(0)	CHARACTER	256	DLCCNTLINFO(0)	Fixed area in the list number controls
0	(0)	CHARACTER	18		Reserved
18	(12)	BITSTRING	1	DLCLISTFLAGS(0)	Flag byte

Table 420. Structure DLC (continued)

Offset Dec	Offset Hex	Type	Len	Name(Dim)	Description
		1... ....		DLCLISTSETSCANSTATE	"X'80'" List set scan state If DlcListSetScanId is 0 then the scan is available. Otherwise, if the scan state is 0 then the scan is in progress. Otherwise the scan is complete. (LEVEL8)
19	(13)	BITSTRING	1	DLCLISTSETSCANID	List set scan Id. If it is 0 then the scan is available. (LEVEL8)
20	(14)	CHARACTER	3		Reserved
23	(17)	BITSTRING	1	DLCLFLAGS(0)	Flags
		1... ....		DLCCURSORDIRECTION	"X'80'" Cursor direction, 0=head to tail, 1=tail to head (LEVEL1)
		.1.. ....		DLCOPLISTCOUNTVALID	"X'40'" 1 = DlcOpplListCount is valid for use
		..1. ....		DLCELEMCOUNTINDICATOR	"X'20'" Element Count Indicator (ECI) (LEVEL19) 0 = List-entry count (LEC) and list-entry-count limit (LECL) are defined. 1 = List-element count (LELC) and list-element-count limit (LELCL) are defined
		.... ..1.		DLCKRNDELAY	"X'02'" Key-range notification delay. Bit 6 (LEVEL22) 0 -> the key-range-notification delay value for the structure is applied when notifying monitoring instances of empty to not-empty state transitions for this list's keyrange. 1 -> the key-range-notification delay value for the structure is not applied when notifying monitoring instances of empty to not-empty state transitions for this list's keyrange.
		.... ...1		DLCLNDELAY	"X'01'" List notification delay. Bit 7 (LEVEL22). 0 -> the list notification delay value for the structure is applied when notifying monitoring instances of empty to not-empty state transitions for this list 1 -> the list notification delay value for the structure is not applied when notifying monitoring instances of empty to not-empty state transitions for this list
24	(18)	SIGNED	4	DLCLISTENTRYCOUNTLIMIT(0)	List entry count limit - specifies the maximum number of possible list entries in a list
24	(18)	SIGNED	4	DLCLISTELEMENTCOUNTLIMIT	List element count limit - specifies the maximum number of possible list elements in a list
28	(1C)	SIGNED	4	DLCLISTENTRYCOUNT(0)	List entry count - number of list entries currently on a list that reside in CF real memory
28	(1C)	SIGNED	4	DLCLISTELEMENTCOUNT	List element count - number of list elements currently on a list that reside in CF real memory
32	(20)	SIGNED	4	DLCLSTSTETTRANSCT	List state transition count - specifies the number of empty to not empty list state transitions that have occurred
36	(24)	CHARACTER	12	DLCLISTCURSOR	List Cursor
48	(30)	CHARACTER	16	DLCLISTAUTH	List Authority
64	(40)	CHARACTER	32	DLCLISTDESC	List Description - The user specified description of the list
96	(60)	CHARACTER	16	DLCLISTKEY	List key for key assignment (LEVEL1)

Table 420. Structure DLC (continued)

Offset Dec	Offset Hex	Type	Len	Name (Dim)	Description
112	(70)	CHARACTER	16	DLCMAXLISTKEY	Maximum list key for key assignment (LEVEL1)
128	(80)	CHARACTER	16	DLCKEYRANGESTART	Lower or starting value of key range (LEVEL9)
144	(90)	CHARACTER	16	DLCKEYRANGEEND	Upper or ending value of key range (LEVEL9)
160	(A0)	SIGNED	4	DLCKEYRANGEEMPTYCOUNT	Number of entries that must remain in the keyrange to suppress a notempty to empty list notification (LEVEL9)
164	(A4)	SIGNED	4	DLCKEYRANGENOTEMPTYCOUNT	Number of entries that must be included in the key range before an empty to notempty list notification is generated (LEVEL9)
168	(A8)	SIGNED	4	DLCLISTEMPTYCOUNT	Number of entries that must remain in the list to suppress a notempty to empty list notification (LEVEL9)
172	(AC)	SIGNED	4	DLCLISTNOTEMPTYCOUNT	Number of entries that must be included in the list before an empty to notempty list notification is generated (LEVEL9)
176	(B0)	CHARACTER	8	DLCSCLISTENTRYCOUNT	SCM List entry count. The number of list entries that reside in storage class memory (CFLEVEL 19)
184	(B8)	CHARACTER	8	DLCSCLISTELEMENTCOUNT	SCM List element count. The number of list elements that reside in storage class memory (CFLEVEL 19)
192	(C0)	SIGNED	4	DLCOPLISTCOUNT	Valid when DlcOppListCountValid is ON. When DlcElemCountIndicator is set to: 0 -> DlcOppListCount expressed in number of data elements. 1 -> DlcOppListCount expressed in number of list entries
196	(C4)	CHARACTER	28		Reserved - bytes 196-223
224	(E0)	SIGNED	4	DLCKEYRADDTALLY	Key-range entry added tally bytes 224-227 (LEVEL22)
228	(E4)	SIGNED	4	DLCLISTADDTALLY	List entry added tally bytes 228-231 (LEVEL22)
232	(E8)	CHARACTER	24		Reserved - bytes 232-255
256	(100)	CHARACTER	8	DLCLISTMONTBLENTYARR	Array of list monitor table entries (LEVEL < 9) or an array of list monitor table entries followed by an array of keyrange monitor table entries (LEVEL >= 9)
256	(100)	X'108'	0	DLC_LEN	"*-DLC"

Table 421. Structure DLCLISTMONTBLENTY

Offset Dec	Offset Hex	Type	Len	Name (Dim)	Description
0	(0)	STRUCTURE	0	DLCLISTMONTBLENTY	List monitor table entry - contains info used to process the list notification vector of each user who has registered interest in the state transition of the list
0	(0)	CHARACTER	1	DLCLISTMONFLAGS(0)	Flag byte
	1... ....			DLCLISTMONACTIVE	"X'80'" List monitoring active bit - zero indicates that list monitoring was not active. One indicates that list monitoring was active
	.1.. ....			DLCLISTNOTIFYREQTYPE	"X'40'" List notification request type. This bit is only meaningful if the DlcListMonActive bit is set.

Table 421. Structure DLCLISTMONTBLENTY (continued)

Offset Dec	Offset Hex	Type	Len	Name(Dim)	Description
		.1... ....		DLCLISTDRIVEEXIT	"X'40'" List transition exit bit: This bit is only meaningful if the DlcListMonActive bit is set. 0 ==> The list transition exit for the associated connection will not be driven on list state transitions. 1 ==> The list transition exit for the associated connection will be driven on empty to non- empty list state transitions or on full to not-full list state transitions. See DlcListMonitorType to determine what type of transitions this monitoring registration represents
		..1. ....		DLCLISTNOTIFYONEVERY	"X'20'" List Notification Type bit: This bit is only meaningful if the DlcListMonActive bit is set. 0 = indicates that the index identified by DlcListNotifyEntryNum is updated whenever the list state transitions from the not-empty state to empty and when the list state transitions from empty state to not-empty state. 1 = indicates that the index identified by DlcListNotifyEntryNum is updated whenever the list state transitions from the not-empty state to empty state and every time a list entry is added to the list and the list not-empty threshold count is exceeded (CFLEVEL >=22)
		...1 ....		DLCLISTMONITORTYPE	"X'10'" List Monitor Type bit: This bit is only meaningful if the DlcListMonActive bit is set. 0 = the list is being monitored for empty/ not-empty transitions. 1 = the list is being monitored for full/not-full transitions. (CFLEVEL >=22)
1	(1)	CHARACTER	3		Reserved
4	(4)	SIGNED	4	DLCLISTNOTIFYENTRYNUM	List notification entry number - The number of list notification entry number
4	(4)	X'8'	0	DLCLISTMONTBLENTY_LEN	"*-DLCLISTMONTBLENTY"

Table 422. Structure DLCKRGEMONTBLENTY

Offset Dec	Offset Hex	Type	Len	Name(Dim)	Description
0	(0)	STRUCTURE	0	DLCKRGEMONTBLENTY	Key range monitor table entry - contains info used to process the list notification vector of each user who has registered interest in the state transition of the keyrange
0	(0)	CHARACTER	1	DLCKRGEMONFLAGS(0)	Flag byte
		1... ....		DLCKRGEMONACTIVE	"X'80'" KeyRange monitoring active bit - zero indicates keyrange monitoring was not active. One indicates that keyrange monitoring was active
		.1... ....		DLCKRGENOTIFYREQTYPE	"X'40'" KeyRange notification request type. This bit is only meaningful if the DlcKRgeMonActive bit is set.

Table 422. Structure DLCKRGEMONTBENTRY (continued)

Offset Dec	Offset Hex	Type	Len	Name (Dim)	Description
		.1.. ....		DLCKRGEDRIVEEXIT	"X'40'" KeyRange transition exit bit. This bit is only meaningful if the DlcKRgeMonActive bit is set. 0 ==> The Keyrange transition exit for the associated connection will not be driven on empty to non-empty state transitions. 1 ==> The Keyrange transition exit for the associated connection will be driven on empty to non-empty state transitions.
		..1. ....		DLCKRGENOTIFYONEVERY	"X'20'" KeyRange Notification Type bit: This bit is only meaningful if the DlcKRgeMonActive bit is set. 0 = indicates that the index identified by DlcKRgeNotifyEntryNum is updated whenever the key-range state transitions from the not-empty state to empty state and when the key-range state transitions from empty state to not-empty state 1 = indicates that the index identified by DlcKRgeNotifyEntryNum is updated whenever the key-range state transitions from the not-empty state to empty state and every time a list entry is added to the key-range and the key-range not-empty threshold count is exceeded (CFLEVEL >= 22)
1	(1)	CHARACTER	3		Reserved
4	(4)	SIGNED	4	DLCKRGENOTIFYENTRYNUM	KeyRange notification entry number - The number of keyrange notification vector entry
4	(4)	X'8'	0	DLCKRGEMONTBENTRY_LEN	"*-DLCKRGEMONTBENTRY"

Table 423. Cross Reference for IXLYDLC

Name	Offset	Hex Tag
DLC	0	
DLC_LEN	100	108
DLCCNTLINFO	0	
DLCCURSORDIRECTION	17	80
DLCELEMCOUNTINDICATOR	17	20
DLCFLAGS	17	
DLCKEYRADDTALLY	E0	
DLCKEYRANGEEMPTYCOUNT	A0	
DLCKEYRANGEEND	90	
DLCKEYRANGENOTEMPTYCOUNT	A4	
DLCKEYRANGESTART	80	
DLCKRGEDRIVEEXIT	0	40
DLCKRGEMONACTIVE	0	80
DLCKRGEMONFLAGS	0	
DLCKRGEMONTBENTRY	0	
DLCKRGEMONTBENTRY_LEN	4	8
DLCKRGENOTIFYENTRYNUM	4	
DLCKRGENOTIFYONEVERY	0	20

Table 423. Cross Reference for IXLYDLC (continued)

Name	Offset	Hex Tag
DLCKRGENOTIFYREQTYPE	0	40
DLCKRNDELAY	17	2
DLCLISTADDTALLY	E4	
DLCLISTAUTH	30	
DLCLISTCURSOR	24	
DLCLISTDESC	40	
DLCLISTDRIVEEXIT	0	40
DLCLISTELEMENTCOUNT	1C	
DLCLISTELEMENTCOUNTLIMIT	18	
DLCLISTEMPTYCOUNT	A8	
DLCLISTENTRYCOUNT	1C	
DLCLISTENTRYCOUNTLIMIT	18	
DLCLISTFLAGS	12	
DLCLISTKEY	60	
DLCLISTMONACTIVE	0	80
DLCLISTMONFLAGS	0	
DLCLISTMONITORTYPE	0	10
DLCLISTMONTBLENTY	0	
DLCLISTMONTBLENTY_LEN	4	8
DLCLISTMONTBLENTYARR	100	
DLCLISTNOTEMPTYCOUNT	AC	
DLCLISTNOTIFYENTRYNUM	4	
DLCLISTNOTIFYONEVERY	0	20
DLCLISTNOTIFYREQTYPE	0	40
DLCLISTSETSCANID	13	
DLCLISTSETSCANSTATE	12	80
DLCLNDELAY	17	1
DLCLSTSTETRANST	20	
DLCMAXLISTKEY	70	
DLCOPLISTCOUNT	C0	
DLCOPLISTCOUNTVALID	17	40
DLCSMLISTELEMENTCOUNT	B8	
DLCSMLISTENTRYCOUNT	B0	

## IXLYDLCC information

### IXLYDLCC programming interface information

IXLYDLCC is a programming interface.

## IXLYDLCC heading information

<b>Common name:</b>	Dumping Local Cache Controls Mapping
<b>Macro ID:</b>	IXLYDLCC
<b>DSECT name:</b>	Dlcc
<b>Owning component:</b>	Cross System Extended Services (SCIXL)
<b>Eye-catcher ID:</b>	None
<b>Storage attributes:</b>	Subpool: User Defined Key: User Defined Residency: User Defined
<b>Size:</b>	DLCC -- X'0020' bytes
<b>Created by:</b>	User
<b>Pointed to by:</b>	User
<b>Serialization:</b>	None required
<b>Function:</b>	Provides a map of the dumping local cache controls

## IXLYDLCC mapping

Table 424. Structure DLCC

Offset Dec	Offset Hex	Type	Len	Name (Dim)	Description
0	(0)	STRUCTURE	0	DLCC	Mapping for the local cache controls
0	(0)	SIGNED	4	DLCCNUMATTCHEDUSERS	Number of attached users
4	(4)	CHARACTER	28		reserved
4	(4)	X'20'	0	DLCC_LEN	"*-DLCC"

## IXLYDLIC information

### IXLYDLIC programming interface information

IXLYDLIC is a programming interface.

### IXLYDLIC heading information

<b>Common name:</b>	Dumping List Structure Controls Mapping
<b>Macro ID:</b>	IXLYDLIC
<b>DSECT name:</b>	DLIC
<b>Owning component:</b>	Cross System Extended Services (SCIXL)
<b>Eye-catcher ID:</b>	None
<b>Storage attributes:</b>	Subpool: User Defined Key: User Defined Residency: User Defined
<b>Size:</b>	DLICEXTSTRUCTURECONTROLS -- X'0200' bytes DLICDUPLEXINGCONTROLS -- X'003C' bytes DLIC -- X'0100' bytes



**Created by:** The IXLZSTR CF Structure Data Access Service in the user defined ANSAREA

**Pointed to by:** User

**Serialization:** None required

**Function:** Provides a map of the dumping List Structure controls.

## IXLYDLIC mapping

Table 425. Structure DLIC

Offset Dec	Offset Hex	Type	Len	Name (Dim)	Description
0	(0)	STRUCTURE	0	DLIC	Mapping for List Structure controls
0	(0)	CHARACTER	23		Reserved
23	(17)	CHARACTER	1	DLICFLAGBYTE3(0)	Flag Byte 3 (LEVEL1)
		1... ....		DLICDUPLEXINGSTATE	"X'80'" Duplexing State - Indicates that a structure is in a state of being duplexed (LEVEL11)
		.1... ....		DLICWAITONREADYTOCOMP	"X'40'" Wait on ready to complete list indicator - Indicates the sending of the RTC signal is delayed until the RTC is received. During this time no resources can be held for the list item being processed (LEVEL11)
		..1. ....		DLICIRTCEI	"X'20'" Indicates enablement of Immediate RTC Completion. (LEVEL16)
		.... 1...		DLICMI	"X'08'" MASTER indicator, (level24)
		.... .1..		DLICMONREAPPINPROGRESS	"X'04'" Monitor reapportionment in progress indicator (LEVEL4). 1 indicates that the list structure monitor to entry storage ratio is being reapportioned. 0 indicates that the list structure monitor to entry storage ratio is not being reapportioned.
		.... ..1.		DLICREAPPINPROGRESS	"X'02'" Entry reapportionment in progress indicator (LEVEL1). 1 indicates that the list structure entry to element storage ratio is being reapportioned. 0 indicates that the list structure entry to element storage ratio is not being reapportioned.
		.... ...1		DLICSIZECHNGINPROGRESS	"X'01'" Structure size change in progress indicator (LEVEL1)
24	(18)	BITSTRING	1	DLICMAXDTLSTENTSIZE	Maximum data list entry size - specifies the maximum size of a data list entry as an integral multiple of the list element size. The valid values are 1-255
25	(19)	CHARACTER	1	DLICFLAGBYTE2(0)	Flag Byte 2
25	(19)	BITSTRING	1	DLICLISTSTRTYPE(0)	List Structure type - indicates the list objects created on allocation
		1... ....		DLICLISTSTR_SKI	"X'80'" Secondary key indicator bit 0 0 ==> Secondary keys are not supported. 1 ==> Secondary keys are supported. (LEVEL9)
		.1... ....		DLICLISTSTR_PLEIDI	"X'40'" PLEID indicator, bit 1 - 0 indicates that the structure supports programmable list entry identifiers. (LEVEL8)

Table 425. Structure DLIC (continued)

Offset Dec	Offset Hex	Type	Len	Name(Dim)	Description
		..1. ....		DLICLISTSTR_CI	"X'20'" Counter indicator, bit 2 - 0 indicates that the list entry count and list entry count limit are defined. 1 indicates that the list element count and list element count limit are defined
		...1 ....		DLICLISTSTR_LOCK	"X'10'" Locks requested, bit 3 - 0 indicates that no lock table is allocated. 1 indicates that a lock table is allocated
		.... 1...		DLICLISTSTR_DATA	"X'08'" Data requested, bit 4 - 0 indicates that the list entries do not have data. 1 indicates that the list entries do have data
		.... .1..		DLICLISTSTR_ADJ	"X'04'" Adj requested, bit 5 - 0 indicates that the list entries do not have adjunct data. 1 indicates that the list entries so do have adjunct data
		.... ..1.		DLICLISTSTR_NSR	"X'02'" Name support, bit 6 - 0 indicates that the list entries are not named. 1 indicates that the list entries are named
		.... ...1		DLICLISTSTR_KSR	"X'01'" Key support, bit 7 - 0 indicates that the list entries are not keyed. 1 indicates that the list entries are keyed
26	(1A)	BITSTRING	1	DLICLKTBLENTCHAR	Lock-table-entry characteristic - specifies the number of bytes in each lock table entry. This is ignored if a lock table is not created
27	(1B)	BITSTRING	1	DLICLSTELEMCHAR	List element characteristic - specifies the number of bytes in each element
28	(1C)	SIGNED	4	DLICMINSTRSIZE	Minimum Structure Size - specifies the minimum number of 4K units of facility storage that can be allocated for the list with the requested attributes. Note that the structure can be allocated smaller than this, but if so, structure attributes such as the entry/element ratio will differ significantly from those which were requested.
32	(20)	SIGNED	4	DLICLKTBLENTCT	Lock-table-entry count - specifies the number of lock table entries allocated. This is ignored if a lock table is not created
36	(24)	SIGNED	4	DLICLISTCT	List count - specifies the number of lists created
40	(28)	SIGNED	4	DLICSTRSIZE	Structure size - specifies the number of 4K units of facility storage allocated for the structure
44	(2C)	SIGNED	4	DLICMAXSTRSIZE	Maximum Structure size - specifies the max number of of 4K units of storage blocks that can be allocated
48	(30)	SIGNED	4	DLICTGTSTRSIZE	Target Structure Size - specifies the target number of 4K units for facility storage to be allocated for the list
52	(34)	SIGNED	4	DLICTGTMAXELEMCT	Target Maximum element count - specifies the target for the maximum number of list elements that are available for assignment to list entries or retry data blocks, or both

Table 425. Structure DLIC (continued)

Offset Dec	Offset Hex	Type	Len	Name(Dim)	Description
56	(38)	SIGNED	4	DLICTGTMAXENTRYCT	Target Maximum Entry Count - specifies the target for the maximum number of possible list entries in a list structure
60	(3C)	SIGNED	4	DLICMAXLSTSTRELEMCT	Maximum list structure element count - specifies the max number of list elements that are available for assignment to list entries. This count is only substantially accurate.
64	(40)	SIGNED	4	DLICLSTSTRELEMCT	List Structure element count - specifies the number of list elements that have been assigned to list entries.
68	(44)	SIGNED	4	DLICNZLKTBLENTCT	Nonzero lock-table-entry count - specifies the number of nonzero lock table entries that exist in the structure. This is ignored if the lock table is not created
72	(48)	SIGNED	4	DLICMAXLSTENTCT	Maximum list-structure-entry- count - specifies the maximum number of possible list entries in a list structure. This count is only substantially accurate.
76	(4C)	SIGNED	4	DLICLSTENTCT	List-structure-entry count - specifies the number of existing list entries in the list structure
80	(50)	CHARACTER	16	DLICSTRAUTH	Structure Authority - A 16 byte value associated with each bit in the SID vector
96	(60)	CHARACTER	32	DLICUSRSTRCNTL	User Structure Control - a 32 byte field defined by the user
128	(80)	BITSTRING	32	DLICUIDVECTOR	UID Vector - A bit string with an initial value of zero. A bit is set to one when a user is assigned with a user ID of i. The bit at position i is set to 0 when the user is unassigned
160	(A0)	SIGNED	4	DLICPENDENTTOELEMRTIO(0)	Pending entry to element ratio (LEVEL1)
160	(A0)	SIGNED	2	DLICPENDENTTOELEMENT	Pending entry to element ratio, entry portion (LEVEL1)
162	(A2)	SIGNED	2	DLICPENDENTTOELEMELM	Pending entry to element ratio, element portion (LEVEL1)
164	(A4)	SIGNED	4	DLICMARGINALSTRSIZE	Marginal structure size - true minimum size with which the structure can be allocated (LEVEL1)
168	(A8)	SIGNED	4	DLICEMCCT	Event monitor controls count - the number of event monitor controls objects which are currently in use in the structure (LEVEL3)
172	(AC)	SIGNED	4	DLICMAXEMCCT	Maximum event monitor controls count - the maximum number of event monitor controls, as currently allocated in the structure (LEVEL3)
176	(B0)	SIGNED	4	DLICTGTMAXEMCCT	Target maximum event monitor controls count - the target maximum number of event monitor controls (LEVEL3)
180	(B4)	SIGNED	4	DLICPENDMONTONENTRATIO(0)	Pending monitor to entry storage ratio (LEVEL 4)
180	(B4)	SIGNED	2	DLICPENDMONTONENTMON	Pending monitor to entry ratio, monitor portion (LEVEL4)
182	(B6)	SIGNED	2	DLICPENDMONTONENTENT	Pending monitor to entry ratio, entry portion (LEVEL4)

Table 425. Structure DLIC (continued)

Offset Dec	Offset Hex	Type	Len	Name (Dim)	Description
184	(B8)	SIGNED	4	DLICLISTSETCURSOR	List Set Cursor storage ratio (LEVEL 8)
188	(BC)	SIGNED	4	DLICSTRCOPYCNTLVERSION	Structure copy controls version number (LEVEL 8)
192	(C0)	CHARACTER	32	DLICEXTUSERSTRCONTROLS	Extended user structure controls (LEVEL 8)
224	(E0)	CHARACTER	1	DLICMAXIMUMUSERID	Maximum User Identifier (LEVEL10)
225	(E1)	CHARACTER	7		Reserved
232	(E8)	SIGNED	4	DLICSLND	Subsidiary list notification delay (SLND). Bit positions 0-31 correspond to bit positions 32-63 of the CPU timer. Bit 19 represents one microsecond. (LEVEL16)
236	(EC)	CHARACTER	1	DLICOFFSET236(0)	237th byte
	.... 1111			DLICSSX	"X'0F'" Signalling Segment Index - identifies the segment of the local signalling vector array that is used to receive duplexing signals for the list structure that are initiated by the remote facility when duplexing is active. Zero when DLicIrtcei is OFF. (LEVEL16)
237	(ED)	CHARACTER	1	DLICOFFSET237(0)	238th byte
	.... 1111			DLICDSSX	"X'0F'" Duplex Signalling Segment Index - identifies the segment of the remote-facility signalling vector array that is the target of duplexing signals for the peer list structure when duplexing is active. Set when the structure is made duplexing active. Zero when DLicIrtcei is OFF. (LEVEL16)
238	(EE)	SIGNED	2	DLICDRXL	Duplex retry index limit - specifies the maximum duplexing retry index value that is supported for duplexing signals targeted to the remote-facility duplexed list structure. Zero when DLicIrtcei is OFF. (LEVEL16)
240	(F0)	CHARACTER	8	DLICSTREXECUTIONTIME	Time CF spent executing work related to this structure. (LEVEL15)
248	(F8)	SIGNED	4	DLICLNDELAY	List Notification Delay. Bit positions 0-31 correspond to bit positions 32-63 of the CPU timer. Bit 19 represents one microsecond. Bytes 248-251 (LEVEL22).
252	(FC)	SIGNED	4	DLICKRNDelay	Key Range Notification Delay. Bit positions 0-31 correspond to bit positions 32-63 of the CPU timer. Bit 19 represents one microsecond. Bytes 252-255 (LEVEL22)
252	(FC)	X'100'	0	DLIC_LEN	"*-DLIC"

Table 426. Structure DLICDUPLEXINGCONTROLS

Offset Dec	Offset Hex	Type	Len	Name (Dim)	Description
0	(0)	STRUCTURE	0	DLICDUPLEXINGCONTROLS	Duplexing controls from the dump header
0	(0)	CHARACTER	32	DLICDUPCONNODEDESC	node descriptor
32	(20)	CHARACTER	16	DLICDUPCONSTRUCTAUTH	Structure authority
48	(30)	CHARACTER	8	DLICDUPCONSYSID	System id
56	(38)	CHARACTER	2		reserved

Table 426. Structure DLICDUPLEXINGCONTROLS (continued)

Offset Dec	Offset Hex	Type	Len	Name (Dim)	Description
58	(3A)	CHARACTER	2	DLICDUPCONSTRUCTUREID	Structure Id
58	(3A)	X'3C'	0	DLICDUPLEXINGCONTROLS_LEN	"*-DLICDUPLEXINGCONTROLS"

Table 427. Structure DLICEXTSTRUCTURECONTROLS

Offset Dec	Offset Hex	Type	Len	Name (Dim)	Description
0	(0)	STRUCTURE	0	DLICEXTSTRUCTURECONTROLS	Mapping for extended List Structure Controls (LEVEL19)
0	(0)	SIGNED	8	DLICEXTSTRCON_MXSCM	Maximum storage-class memory the structure can use in 4K blocks
8	(8)	BITSTRING	1	DLICEXTSTRCON_SCMAT	SCM Algorithm Type
9	(9)	BITSTRING	1	DLICEXTSTRCON_SCMEUT	SCM expeditious upper threshold
10	(A)	BITSTRING	1	DLICEXTSTRCON_SCMFT	SCM full threshold
11	(B)	CHARACTER	1		Reserved
12	(C)	SIGNED	4	DLICEXTSTRCON_MSBECL	The maximum number of list entries that can be stored in a single storage-class memory buffer
16	(10)	SIGNED	4	DLICEXTSTRCON_MSBECLC	The maximum number of list elements that can be stored in a single storage-class memory buffer
20	(14)	SIGNED	4	DLICEXTSTRCON_MNELC	Minimum element count
24	(18)	SIGNED	4	DLICEXTSTRCON_MNEC	Minimum entry count
28	(1C)	CHARACTER	8		Reserved
36	(24)	SIGNED	4	DLICEXTSTRCON_FXAUS	Fixed augmented space in 4K blocks
40	(28)	CHARACTER	4		Reserved
44	(2C)	SIGNED	4	DLICEXTSTRCON_IUAUS	In-use augmented space in 4K blocks
48	(30)	SIGNED	8	DLICEXTSTRCON_IUSCM	In-use storage-class memory by the structure in 4K blocks
56	(38)	CHARACTER	4		Reserved
60	(3C)	SIGNED	4	DLICEXTSTRCON_EMXAUS	Estimated maximum space in 4K blocks that may be assigned as augmented space for the structure
64	(40)	SIGNED	8	DLICEXTSTRCON_EMSEC	Estimated maximum number of list entries that may reside in storage-class memory for the structure
72	(48)	SIGNED	8	DLICEXTSTRCON_EMSELC	Estimated maximum number of list elements that may reside in storage-class memory for the structure
80	(50)	SIGNED	8	DLICEXTSTRCON_SLSEC	Number of existing structure list entries in the list set that reside in storage-class memory
88	(58)	SIGNED	8	DLICEXTSTRCON_SLSELC	Number of existing structure list elements in the list set that reside in storage-class memory
96	(60)	BITSTRING	1	DLICEXTSTRCON_SCMLT	Percentage of the list entry and list element counts that determines the lower threshold for migration between storage-class memory and CF storage
97	(61)	BITSTRING	1	DLICEXTSTRCON_SCMUT	Percentage of the list entry and list element counts that determines the upper threshold for migration from CF storage to storage-class memory

Table 427. Structure DLICEXTSTRUCTURECONTROLS (continued)

Offset Dec	Offset Hex	Type	Len	Name (Dim)	Description
98	(62)	BITSTRING	1	DLICEXTSTRCON_SCMLTR	Percentage of the list entry and list element counts that determines the lower threshold regulator for migration between CF SCM and CF real storage. The lower threshold regulators are used to stop migration from CF SCM into CF real storage after being triggered by the lower threshold
99	(63)	BITSTRING	1	DLICEXTSTRCON_SCMUTR	Percentage of the list entry and list element counts that determines the upper threshold regulator for migration between CF real storage and CF SCM. The upper threshold regulators are used to stop migration from CF real storage into CF SCM after being triggered by the upper threshold
100	(64)	SIGNED	4	DLICEXTSTRCON_SCMWC	SCM write count. Number of list write operations performed to storage class memory
104	(68)	SIGNED	4	DLICEXTSTRCON_SCMRFC	SCM read after fault count. The number of read operations against storage-class memory that were initiated by a reference to list structure objects residing on storage class memory
108	(6C)	SIGNED	4	DLICEXTSTRCON_SCMRPC	SCM read for prefetch count. The number of read operations against storage-class memory that were initiated as a prefetch operation in order to retrieve list structure objects on storage-class memory that are expected to be referenced
112	(70)	SIGNED	8	DLICEXTSTRCON_SRSTFM	The accumulated service times in microseconds for read operations to storage-class memory
120	(78)	SIGNED	8	DLICEXTSTRCON_SRSTSM	The accumulated squares of service times, in squared microsecond units for read operations to storage-class memory
128	(80)	SIGNED	8	DLICEXTSTRCON_SWSTFM	The accumulated service times in microseconds for write operations to storage-class memory
136	(88)	SIGNED	8	DLICEXTSTRCON_SWSTSM	The accumulated squares of service times, in squared microsecond units, for write operations to storage class memory
144	(90)	SIGNED	8	DLICEXTSTRCON_SCMRBT	SCM read bytes transferred. Number of bytes in 4K-byte units transferred from storage class memory to CF storage
152	(98)	SIGNED	8	DLICEXTSTRCON_SCMWBT	SCM write bytes transferred. Number of bytes in 4K-byte units transferred from CF storage to storage-class memory
160	(A0)	SIGNED	4	DLICEXTSTRCON_SAECC	SCM auxiliary enabled command count. Number of commands that required the use of CF auxiliary frames
164	(A4)	SIGNED	4	DLICEXTSTRCON_SRCC1C	SCM reference count 1 - The number of references against storage-class memory to locate list structure objects
168	(A8)	SIGNED	4	DLICEXTSTRCON_SRCC2C	SCM reference count 2 - The number of references against storage-class memory to resolve list entry key hashing

Table 427. Structure DLICEXTSTRUCTURECONTROLS (continued)

Offset Dec	Offset Hex	Type	Len	Name (Dim)	Description
172	(AC)	SIGNED	4	DLICEXTSTRCON_SRCC3C	SCM reference count 3 - The number of references against storage-class for the purpose of migrating list structure objects from CF storage to storage-class memory to allow for the creation of new list structure objects in CF storage
176	(B0)	SIGNED	4	DLICEXTSTRCON_SRCC4C	SCM reference count 4 - The number of commands that were suppressed because storage-class memory migration was required to complete key-range initialization
180	(B4)	CHARACTER	332		Reserved
Length Constants					
180	(B4)	X'100'	0	KDLIC_LEN	"256" Length of DLIC
180	(B4)	X'200'	0	DLICEXTSTRUCTURECONTROLS_LEN	"*-DLICEXTSTRUCTURECONTROLS"

Table 428. Cross Reference for IXLYDLIC

Name	Offset	Hex	Tag
DLIC	0		
DLIC_LEN	FC		100
DLICDRXL	EE		
DLICDSSX	ED		F
DLICDUPCONNODEDESC	0		
DLICDUPCONSTRUCTAUTH	20		
DLICDUPCONSTRUCTUREID	3A		
DLICDUPCONSYSID	30		
DLICDUPLEXINGCONTROLS	0		
DLICDUPLEXINGCONTROLS_LEN	3A		3C
DLICDUPLEXINGSTATE	17		80
DLICEMCCT	A8		
DLICEXTSTRCON_EMSEC	40		
DLICEXTSTRCON_EMSELC	48		
DLICEXTSTRCON_EMXAUS	3C		
DLICEXTSTRCON_FXAUS	24		
DLICEXTSTRCON_IUAUS	2C		
DLICEXTSTRCON_IUSCM	30		
DLICEXTSTRCON_MNEC	18		
DLICEXTSTRCON_MNELC	14		
DLICEXTSTRCON_MSBECC	C		
DLICEXTSTRCON_MSBELC	10		
DLICEXTSTRCON_MXSCM	0		
DLICEXTSTRCON_SAECC	A0		

Table 428. Cross Reference for IXLYDLIC (continued)

Name	Offset	Hex Tag
DLICEXTSTRCON_SCMAT	8	
DLICEXTSTRCON_SCMEUT	9	
DLICEXTSTRCON_SCMFT	A	
DLICEXTSTRCON_SCMLT	60	
DLICEXTSTRCON_SCMLTR	62	
DLICEXTSTRCON_SCMRBT	90	
DLICEXTSTRCON_SCMRFC	68	
DLICEXTSTRCON_SCMRPC	6C	
DLICEXTSTRCON_SCMUT	61	
DLICEXTSTRCON_SCMUTR	63	
DLICEXTSTRCON_SCMWBT	98	
DLICEXTSTRCON_SCMWC	64	
DLICEXTSTRCON_SLSEC	50	
DLICEXTSTRCON_SLSELC	58	
DLICEXTSTRCON_SRCC1C	A4	
DLICEXTSTRCON_SRCC2C	A8	
DLICEXTSTRCON_SRCC3C	AC	
DLICEXTSTRCON_SRCC4C	B0	
DLICEXTSTRCON_SRSTFM	70	
DLICEXTSTRCON_SRSTSM	78	
DLICEXTSTRCON_SWSTFM	80	
DLICEXTSTRCON_SWSTSM	88	
DLICEXTSTRUCTURECONTROLS	0	
DLICEXTSTRUCTURECONTROLS_LEN	B4	200
DLICEXTUSERSTRCONTROLS	C0	
DLICFLAGBYTE2	19	
DLICFLAGBYTE3	17	
DLICIRTCEI	17	20
DLICKRNDELAY	FC	
DLICLISTCT	24	
DLICLISTSETCURSOR	B8	
DLICLISTSTR_ADJ	19	4
DLICLISTSTR_CI	19	20
DLICLISTSTR_DATA	19	8
DLICLISTSTR_KSR	19	1
DLICLISTSTR_LOCK	19	10
DLICLISTSTR_NSR	19	2
DLICLISTSTR_PLEIDI	19	40
DLICLISTSTR_SKI	19	80



Table 428. Cross Reference for IXLYDLIC (continued)

Name	Offset	Hex Tag
DLICLISTSTRTYPE	19	
DLICLKTBLENTCHAR	1A	
DLICLKTBLENTCT	20	
DLICLNDELAY	F8	
DLICLSTELEMCHAR	1B	
DLICLSTENTCT	4C	
DLICLSTSTRELEMCT	40	
DLICMARGINALSTRSIZE	A4	
DLICMAXDTLSTENTSIZ	18	
DLICMAXEMCCT	AC	
DLICMAXIMUMUSERID	E0	
DLICMAXLSTENTCT	48	
DLICMAXLSTSTRELEMCT	3C	
DLICMAXSTRSIZE	2C	
DLICMI	17	8
DLICMINSTRSIZE	1C	
DLICMONREAPPINPROGRESS	17	4
DLICNZLKTBLENTCT	44	
DLICOFFSET236	EC	
DLICOFFSET237	ED	
DLICPENDENTTOELEM	A2	
DLICPENDENTTOELEMENT	A0	
DLICPENDENTTOELEMRTIO	A0	
DLICPENDMONTENTENT	B6	
DLICPENDMONTENTMON	B4	
DLICPENDMONTENTRTIO	B4	
DLICREAPPINPROGRESS	17	2
DLICSIZECHNGINPROGRESS	17	1
DLICSLND	E8	
DLICSSX	EC	F
DLICSTRAUTH	50	
DLICSTRCOPYCNTLVERSION	BC	
DLICSTREXECUTIONTIME	F0	
DLICSTRSIZE	28	
DLICTGTMAXELEMCT	34	
DLICTGTMAXEMCCT	B0	
DLICTGTMAXENTRYCT	38	
DLICTGTSTRSIZE	30	
DLICUIDVECTOR	80	

Table 428. Cross Reference for IXLYDLIC (continued)

Name	Offset	Hex	Tag
DLICUSRSTRCNTL	60		
DLICWAITONREADYTOCOMP	17		40
KDLIC_LEN	B4		100

## IXLYDLUC information

### IXLYDLUC programming interface information

IXLYDLUC is a programming interface.

### IXLYDLUC heading information

<b>Common name:</b>	Dumping List User Controls Mapping
<b>Macro ID:</b>	IXLYDLUC
<b>DSECT name:</b>	Dluc
<b>Owning component:</b>	Cross System Extended Services (SCIXL)
<b>Eye-catcher ID:</b>	None
<b>Storage attributes:</b>	Subpool: User Defined Key: User Defined Residency: User Defined
<b>Size:</b>	DLUC -- X'0020' bytes
<b>Created by:</b>	User
<b>Pointed to by:</b>	User
<b>Serialization:</b>	None required
<b>Function:</b>	Provides a map of the dumping list user controls

### IXLYDLUC mapping

Table 429. Structure DLUC

Offset Dec	Offset Hex	Type	Len	Name (Dim)	Description
0	(0)	STRUCTURE	0	DLUC	Mapping for the list user controls
0	(0)	SIGNED	4	DLUCNUMATTCHEDUSERS	Number of attached users
4	(4)	CHARACTER	28		reserved
4	(4)	X'20'	0	DLUC_LEN	"*-DLUC"

## IXLYDNNB information

### IXLYDNNB programming interface information

IXLYDNNB is a programming interface.

### IXLYDNNB heading information

<b>Common name:</b>	Cache Delete-Name-List Name Block
---------------------	-----------------------------------

**Macro ID:** IXLYDNNB

**DSECT name:** DNNB

**Owning component:** Cross System Extended Services (SCIXL)

**Eye-catcher ID:** NONE

**Storage attributes:** Subpool: User supplied  
Key: User supplied  
Residency: User supplied

**Size:** DNNB -- X'0020' bytes

**Created by:** IXLCACHE invoker

**Pointed to by:** BUFFER or BUFLIST parameter on IXLCACHE

**Serialization:** See BUFFER and BUFLIST parameter requirements on the IXLCACHE interface description.

**Function:** The DNNB maps the name blocks provided when the IXLCACHE macro is issued for a Delete\_NameList request.

## IXLYDNNB mapping

Table 430. Structure DNNB

Offset Dec	Offset Hex	Type	Len	Name (Dim)	Description
0	(0)	STRUCTURE	0	DNNB	Cache Delete_NameList name block.
0	(0)	CHARACTER	16	DNNBNAME	Name of structure entry for which delete processing is to be performed.
16	(10)	CHARACTER	8	DNNBVERSCOMP	Comparative version. Used when version number comparison is requested via the VersCompType keyword.
24	(18)	CHARACTER	8		Reserved
32	(20)	CHARACTER	1	DNNBEND(0)	End of DNNB
32	(20)	X'20'	0	DNNB_LEN	"*-DNNB"

## IXLYDSCC information

### IXLYDSCC programming interface information

IXLYDSCC is a programming interface.

### IXLYDSCC heading information

**Common name:** Dumping Storage Class Controls Mapping

**Macro ID:** IXLYDSCC

**DSECT name:** DscC

**Owning component:** Cross System Extended Services (SCIXL)

**Eye-catcher ID:** None

**Storage attributes:** Subpool: User Defined  
Key: User Defined  
Residency: User Defined

**Size:** DSCC -- X'0200' bytes

**Created by:** The IXLZSTR CF Structure Data Access Service in the user defined ANSAREA

**Pointed to by:** User

**Serialization:** None required

**Function:** Provides a map of the dumping storage class controls

## IXLYDSCC mapping

Table 431. Structure DSCC

Offset Dec	Offset Hex	Type	Len	Name (Dim)	Description
0	(0)	STRUCTURE	0	DSCC	Mapping for storage class controls
0	(0)	CHARACTER	4		Reserved
4	(4)	SIGNED	4	DSCCREADHITCTR	Read Hit counter - the number of times the data was returned on a read request to cached data
8	(8)	SIGNED	4	DSCCREADMISSDIRHITCTR	Read Miss directory hit counter - the number of times a read request to cached data in the directory for which the data was not cached
12	(C)	SIGNED	4	DSCCREADMISSASNSUPCTR	Read miss assign suppressed counter - the number of times a read request to a name which was not assigned in the directory and the name assignment was intentionally suppressed
16	(10)	SIGNED	4	DSCCREADMISSNMEASNCTR	Read miss name assigned counter - The number of times a read request to a name which was not assigned in the directory and a directory entry was successfully assigned to the name
20	(14)	SIGNED	4	DSCCREADMISSTGTSTGCLFULCTR	Read miss target Stg C1 full counter - The number of times a read request to a name which was not assigned in the directory and a name assignment could not be completed due to a lack of resources in the target storage class
24	(18)	SIGNED	4	DSCCWRITEHITCHGEB0CTR	Write hit change bit 0 counter - The number of times unchanged data was written
28	(1C)	SIGNED	4	DSCCWRITEHITCHGEB1CTR	Write hit change bit 1 counter - The number of times changed data was written
32	(20)	SIGNED	4	DSCCWRITEMISSNOTREGCTR	Write miss not registered counter - The number of times a write request to data failed because connection interest was not previously registered, but required
36	(24)	SIGNED	4	DSCCWRITEMISSINVSTATECTR	Write miss invalid state counter - the number of times a write request to data failed because the named data already had cached changed data
40	(28)	SIGNED	4	DSCCWRITEMISSGTSTGCLFULCTR	

Table 431. Structure DSCC (continued)

Offset Dec	Offset Hex	Type	Len	Name(Dim)	Description
					Write miss target Stg C1 full counter - the number of times a write request to data failed because either the named data item was not identified to the structure and no directory entry resource was obtainable or no data entry resource could be obtained to contain the data
44	(2C)	SIGNED	4	DSCCDIRENTRECLAIMCTR	Directory entry reclaim counter - The number of times a directory entry was reclaimed
48	(30)	SIGNED	4	DSCCDATATABENTRECLAIMCTR	Data table entry reclaim counter - The number of times a data entry was reclaimed
52	(34)	SIGNED	4	DSCCXIDIRRECLAIMCTR	XI for directory reclaim counter - The number of times a cross-invalidation (XI) was performed as a result of a directory entry reclaim
56	(38)	SIGNED	4	DSCCXIWRITECTR	XI for write counter - The number of times a cross-invalidation (XI) was performed as a result of a request to write cached data
60	(3C)	SIGNED	4	DSCCXINAMEINVALIDCTR	XI for name invalidation counter - The number of times a cross-invalidation (XI) was performed as a result of a request to delete a named data item
64	(40)	SIGNED	4	DSCCXICOMPINVALIDCTR	XI for complement invalidation counter - The number of times a cross-invalidation (XI) was performed as an explicit connected user request to perform cross-invalidation for a named data item
68	(44)	SIGNED	4	DSCCCASTOUTCTR	Castout counter - The number of times data has been cast out
72	(48)	SIGNED	4	DSCCREFSIGMISSCTR	Reference signal miss counter - The number of named data items processed for process reference list command which was not found in the directory
76	(4C)	SIGNED	4	DSCCTGTSTGCLSSFULLCTR	Target storage class full counter - The number of times that directory entry allocation failed because the resources were unavailable and all named data items for the storage class had changed cached data
80	(50)	SIGNED	4	DSCCDIRENTCTR	Directory entry counter - The number of directory entries assigned to the storage class
84	(54)	SIGNED	4	DSCCDATAAREALEMCTR	Data area element counter - The number of data area elements assigned to the storage class
88	(58)	SIGNED	4	DSCCTOTALCHANGEDCOUNT	Total changed count - The number of directory entries in the storage class that are in a changed state
92	(5C)	SIGNED	4	DSCCDATAAREACTR	Data area counter - The number of data-area assigned to a storage class
96	(60)	SIGNED	4	DSCCCOMPREFLSTCTR	Completed reference lists counter - Processing of a reference list has been completed by initiating a reference signal for each name that is in the name list and is assigned to the directory

Table 431. Structure DSCC (continued)

Offset Dec	Offset Hex	Type	Len	Name (Dim)	Description
100	(64)	SIGNED	4	DSCCPARTCOMPREFLSTCTR	Partially completed reference lists counter - Processing of a reference list was abandoned due to the expiration of a model dependent timeout
104	(68)	SIGNED	4	DSCCXILCENREPLCTR	XI for LCEN replacement counter - The number of times a cross-invalidate (XI) signal was issued to satisfy a local-cache- entry-registration process
108	(6C)	SIGNED	4	DSCCWRITEUNCHXICTR	Write unchanged with XI counter - the number of times an entry was written unchanged requesting XI
112	(70)	SIGNED	4	DSCCUNCHWITHREGINTCTR	Unchanged directory entries with registered interest counter
116	(74)	SIGNED	4	DSCCWRITEMISSASNSUPCTR	Write Miss Assignment Suppression Counter - Number of write requests that requested directory assignment suppression that were suppressed because a directory entry did not exist.
120	(78)	SIGNED	4	DSCCWRITEMISSWRITESUPCTR	Write Miss Write Suppression Counter - Number of write requests that were suppressed due to the local cache being the only registered interest in the directory entry and the data entry did not have cached subsystem data
124	(7C)	CHARACTER	2		Reserved
126	(7E)	SIGNED	2	DSCCREPEATFACTOR	Repeat factor - The number of times the reclaiming counts are initialized with the values in the reclaiming vector
128	(80)	CHARACTER	128	DSCCRECLAIMVECTOR	Reclaiming vector - The number of reclaims for named data items in the specified storage class. Bytes 128-255
256	(100)	CHARACTER	168		Reserved - Internal Bytes 256-423
424	(1A8)	CHARACTER	8	DSCCDATARESIDENCYTIME	Data-area residency time (DART). Bytes 424-431
432	(1B0)	CHARACTER	8	DSCCDIRENTRESIDENCYTIME	Directory entry residency time (DERT). Bytes 432-439
440	(1B8)	CHARACTER	72		Reserved Bytes 440-511
440	(1B8)	X'200'	0	DSCC_LEN	"*-DSCC"

Table 432. Cross Reference for IXLYDSCC

Name	Offset	Hex	Tag
DSCC	0		
DSCC_LEN	1B8		200
DSCCCASTOUTCTR	44		
DSCCCOMPREFLSTCTR	60		
DSCCDATAAREACTR	5C		
DSCCDATAAREAELEMCTR	54		
DSCCDATARESIDENCYTIME	1A8		
DSCCDATATABENTRECLAIMCTR	30		
DSCCDIRENTCTR	50		

Table 432. Cross Reference for IXLYDSCC (continued)

Name	Offset	Hex Tag
DSCCDIRENTRECLAIMCTR	2C	
DSCCDIRENTRESIDENCYTIME	1B0	
DSCCPARTCOMPREFLSTCTR	64	
DSCCREADHITCTR	4	
DSCCREADMISSASNSUPCTR	C	
DSCCREADMISSDIRHITCTR	8	
DSCCREADMISSNMEASNCTR	10	
DSCCREADMISSTGTSTGCLFULCTR	14	
DSCCRECLAIMVECTOR	80	
DSCCREFSIGMISSCTR	48	
DSCCREPEATFACTOR	7E	
DSCCTGTSTGCLSSFULLCTR	4C	
DSCCTOTALCHANGEDCOUNT	58	
DSCCUNCHWITHREGINTCTR	70	
DSCCWRITEHITCHGEB0CTR	18	
DSCCWRITEHITCHGEB1CTR	1C	
DSCCWITEMISSASNSUPCTR	74	
DSCCWITEMISSINVSTATECTR	24	
DSCCWITEMISSNOTREGCTR	20	
DSCCWITEMISSTGTSTGCLFULCTR	28	
DSCCWITEMISSWRITESUPCTR	78	
DSCCWRITEUNCHXICTR	6C	
DSCCXICOMPINVALIDCTR	40	
DSCCXIDIRRECLAIMCTR	34	
DSCCXILCENREPLCTR	68	
DSCCXINAMEINVALIDCTR	3C	
DSCCXIWRITECTR	38	

## IXLYEEPL information

### IXLYEEPL programming interface information

IXLYEEPL is a programming interface.

### IXLYEEPL heading information

<b>Common name:</b>	Event Exit Parameter List
<b>Macro ID:</b>	IXLYEEPL
<b>DSECT name:</b>	EEPL
<b>Owning component:</b>	Cross System Extended Services (SCIXL)

**Eye-catcher ID:** NONE

**Storage attributes:** Subpool: 203  
Key: 0  
Residency: Above 16 MB in virtual storage.

**Size:**

EEPL	-- X'0108' bytes
EEPLLOSSCONNINFO	-- X'0001' bytes
EEPLREBUILDQUIESCEINFO	-- X'0004' bytes
EEPLREBUILDCONNECTSCOMPLETEINFO	-- X'0048' bytes
EEPLUSERSYNCPPOINTINFO	-- X'004C' bytes
EEPLVOLATILITYSTATECHANGEINFO	-- X'0001' bytes
EEPLXESRECOMMENDACTIONINFO	-- X'0002' bytes
EEPLLOSSCONNPCTNOTIFYINFO	-- X'0002' bytes
EEPLALTERBEGININFO	-- X'0014' bytes
EEPLALTERENDINFO	-- X'0060' bytes
EEPLSTRAVAILABILITYINFO	-- X'0009' bytes
EEPLSTRSTATECHANGEINFO	-- X'0060' bytes

**Created by:** IXLX1EEI

**Pointed to by:** R1 points to a word which contains the address of the EEPL on entry to the event exit

**Serialization:** None required

**Function:** Mapping of parameter list for event exit.  
The event exit is identified by user on IXLCONN.

## IXLYEEPL mapping

Table 433. Structure EEPL

Offset Dec	Offset Hex	Type	Len	Name (Dim)	Description
0	(0)	STRUCTURE	0	EEPL	Event exit parameter list
0	(0)	CHARACTER	24	EEPLCONNINFOTARGET(0)	This section contains information about the connector whose event exit has been driven.
0	(0)	CHARACTER	16	EEPLCONTOKEN	Connect token of the connector whose event exit is driven.
16	(10)	BITSTRING	8	EEPLCONDATA	Connect-time data of the connector whose event exit is driven. This field is user defined data provided as input to IXLCONN.
24	(18)	CHARACTER	60	EEPLGENERALINFO(0)	This section contains general information about the event
24	(18)	SIGNED	2		Reserved
26	(1A)	SIGNED	2	EEPLEVENT	Event code. See event constants defined below. For a description of event type and identification see prolog NOTES.
28	(1C)	SIGNED	4	EEPLEVENTSEQ	Event Sequence Number.
32	(20)	SIGNED	4	EEPLRETCODE	Event exit return code. Values are defined in IXLYCON. This can be set within the exit's recovery as well and will be honored in that case too.



Table 433. Structure EEPL (continued)

Offset Dec	Offset Hex	Type	Len	Name (Dim)	Description
36	(24)	CHARACTER	12	EEPLOPERATORINFO(0)	Applicable only for events that were initiated by the operator. For rebuild events (see prolog): IXLREBLD REQUEST=START or REQUEST=STARTDUPLEX, STARTREASON=OPERATOR => For all rebuild events except rebuild process complete, when EeplRebuildStartReason indicates the rebuild was initiated by the operator. IXLREBLD REQUEST=STOP or REQUEST=STOPDUPLEX, STOPREASON=OPERATOR => For rebuild stop event, when EeplRebuildStopReason indicates the rebuild was stopped by the operator. Note that for a stop of a duplexing rebuild, the stop may either initiate a true rebuild stop event, or may initiate a switch event
36	(24)	CHARACTER	8	EEPLCART	CART associated with operator. See EeplOperatorInfo.
44	(2C)	SIGNED	4	EEPLCONSID	Console id associated with operator. See EeplOperatorInfo.
48	(30)	CHARACTER	16	EEPLSTRNAME	Structure Name.
64	(40)	CHARACTER	8	EEPLSTRUCTUREVERSION(0)	Structure Version. See EeplStrStateStrVersionFlag to determine the structure instance represented.
64	(40)	CHARACTER	8	EEPLSTRPHYSICALVERSION	Physical version for the structure. Changes when a new instance of the structure is allocated, as in a user-managed or system-managed rebuild, and there is at least one active connector to observe the allocation.
72	(48)	BITSTRING	1	EEPLSTRSTATE(0)	Provides structure state indicators
		1... ....		EEPLSTRSTATEREBUILD	"X'80'" On => Structure rebuild process is in progress for this structure. Off => Structure rebuild process is not in progress or is being stopped. A structure rebuild process is initiated either by IXLREBLD or SETXCF operator command. There are two types (rebuild and duplexing rebuild) indicated by EeplStrStateRebuildDuplex. There are two methods (user-managed and system-managed) indicated by EeplStrStateProcessMethod.
		.1... ....		EEPLSTRSTATEREBUILDSTOP	"X'40'" On => Structure rebuild process is being stopped for this structure. Off => Structure rebuild process is not in progress or is not being stopped. A structure rebuild process is stopped either by IXLREBLD or SETXCF operator command.
		..1. ....		EEPLSTRSTATEFPERSISTENTCONNS	"X'20'" On => Failed persistent connections existed when the structure rebuild process was initiated. Bit is valid for all rebuild events except rebuild process complete and rebuild stop process complete.

Table 433. Structure EEPL (continued)

Offset Dec	Offset Hex	Type	Len	Name(Dim)	Description
		...1 ....		EEPLSTRSTATESTRVERSIONFLAG	"X'10'" Indicates the instance represented by EeplStructureVersion. Off => Structure version is for the only/old/primary instance of the structure. On => Structure version is for the new/secondary instance and structure rebuild process is in progress (EeplStrStateRebuild is on).
		.... 1...		EEPLSTRSTATEREBUILDDEX	"X'08'" Indicates the type of structure rebuild process. On => duplexing rebuild, Off => rebuild (may also be referred to as non-duplexing rebuild). Only valid when EeplStrStateRebuild or EeplStrStateRebuildStop is on.
		.... .1..		EEPLSTRFAILDUPLEXOUTOFSYNCH	"X'04'" On => The structure has failed as the result of an out of synch condition detected by a duplexed request issued during the duplex established phase of a system-managed duplexing rebuild. Only valid for structure failure event.
		.... ...1		EEPLSTRSTATEPROCESSMETHOD	"X'01'" On => The process in progress is system-managed, Off => the process in progress is user-managed. This indicator describes the method of the process when EeplStrStateRebuild or EeplStrStateRebuildStop is on.
73	(49)	BITSTRING	1	EEPLREBUILDSTARTREASON	This field is valid for all rebuild events except rebuild process complete and rebuild stop process complete. Constants are declared below for all possible rebuild start reasons. The constant names begin with "EeplStartRsn".
74	(4A)	BITSTRING	1	EEPLREBUILDSTOPREASON	This field is valid for all rebuild events except rebuild process complete and rebuild stop process complete. The field will be zero until a rebuild stop is initiated. Constants are declared below for all possible rebuild stop reasons. The constant names begin with "EeplStopRsn".
75	(4B)	BITSTRING	1	EEPLREBUILDPCTLOSSCONN	Percent lossconn. Will contain a nonzero value only for an MVS-initiated rebuild due to loss of connectivity. Valid for all rebuild events except rebuild process complete and rebuild stop process complete.
76	(4C)	SIGNED	4	EEPLSTARTRSNCONNECTORCODE	This field is valid when EeplRebuildStartReason is set to EeplStartRsnConnector. EeplStartRsnConnectorCode is a user defined value provided as input on IXLREBLD.
80	(50)	SIGNED	4	EEPLSTOPRSNCONNECTORCODE	This field is valid when EeplRebuildStopReason is set to EeplStopRsnConnector. EeplStopRsnConnectorCode is a user defined value provided as input on IXLREBLD.

Table 433. Structure EEPL (continued)

Offset Dec	Offset Hex	Type	Len	Name(Dim)	Description
84	(54)	CHARACTER	68	EEPLCONNINFOSUBJECT(0)	This section contains information about the connection which is the subject of the event. Connection events have a subject. See the event constants defined below for a description of Connection events. For a description of event type and identification see prolog NOTES.
84	(54)	SIGNED	3		Reserved
87	(57)	BITSTRING	1	EEPLSUBJCONID	Connection identifier.
88	(58)	CHARACTER	16	EEPLSUBJCONTOKEN	Connect token of user that is subject of the event.
104	(68)	CHARACTER	16	EEPLSUBJCONNAME	Connect Name of the user that is the subject of the event.
120	(78)	SIGNED	4	EEPLSUBJCONVERSION	Connection version
124	(7C)	CHARACTER	8	EEPLSUBJSYSNAME	System name corresponding to the user designated by EeplSubjContoken.
132	(84)	BITSTRING	1	EEPLSUBJFLAGS(0)	These flags provide additional information about the subject connection.
		1... ....		EEPLSUBJDISPOSITIONKEEP	"X'80'" On => Connection disposition is KEEP, Off => Connection disposition is DELETE (not persistent).
		.1.. ....		EEPLSUBJFAILISOL	"X'40'" This flag is valid for the EeplExistingConnection (when EeplStateActive is on), EeplRebuildExistingConnection (when EeplStateActive is on), EeplNewConnection, and EeplRebuildNewConnection events and when EeplSubjInfoLevel is equal to or greater than EeplSubjInfoLevel1. On => Connection is failure isolated with respect to the structure described by EeplStrname and EeplStructureVersion.
133	(85)	BITSTRING	1	EEPLFAILEDCONNFLAGS(0)	These flags provide additional information only for the disconnected/failed connection event.
		1... ....		EEPLTERMINATEDABNORMAL	"X'80'" On => connection was terminated by a task, address space, system failure, a disconnect w/ REASON=FAILURE or a disconnect w/ REASON=NORMAL while still holding lock resources. Off => connection was terminated normally via disconnect REASON=NORMAL and no lock resources were held.
		.1.. ....		EEPLDISCWITHLOCKRESOURCES	"X'40'" On => Disconnect occurred when lock resources were still held.
		..1. ....		EEPLDISCFROMNEWSTRALSO	"X'20'" On => Connection was disconnected from the new structure during rebuild in addition to the disconnect from the old structure.
134	(86)	BITSTRING	1	EEPLEXISTINGCONNFLAGS(0)	These flags provide additional information about the Existing Connection and Rebuild Existing Connection event
		1... ....		EEPLSTATEACTIVE	"X'80'" On => Connection is active, Off => Connection is failed-persistent.

Table 433. Structure EEPL (continued)

Offset Dec	Offset Hex	Type	Len	Name (Dim)	Description
		.1.. ....		EEPLDUMMYLASTEVENT	"X'40'" This flag is valid for the EeplExistingConnection and EeplRebuildExistingConnection events. On => Dummy event indicating that all existing connection events have been received. Off => real event, more existing connection events to be presented to the event exit. Note: When the EeplDummyLastEvent bit is ON in the EEPL, the only other EEPL fields set are in the following sections: EeplGeneralInfo and EeplConnInfoTarget
		..1. ....		EEPLFPATIXLCONN	"X'20'" This flag is valid for the EeplExistingConnection event. On => The connection was failed persistent at the time this connection connected. EeplStateActive will also be on since the connection is now active. Off => Connection was either active or failed persistent at the time this connection connected. Use EeplStateActive to determine connection state.
		...1 ....		EEPLNOTCONNSTR	"X'10'" This flag is valid for the EeplExistingConnection and EeplRebuildExistingConnection events. On => The connection had lost connectivity to the structure prior to the target connection connecting to the structure. Off => Connection has not lost connectivity.
135	(87)	CHARACTER	1		Reserved.
136	(88)	CHARACTER	8	EEPLSUBJCONLEVEL	User specified connection version/release level.
144	(90)	CHARACTER	8	EEPLSUBJDISCDATA	Disconnect-time data for the connector who is the subject of the disconnect failed connection, existing connection, or rebuild existing connection event.
152	(98)	CHARACTER	16	EEPLCONNINFOSUBJECT2(0)	This section contains information about the connection which is the subject of the event. Connection events have a subject. See the event constants defined below for a description of Connection events. For a description of event type and identification see prolog NOTES.
152	(98)	SIGNED	4	EEPLSUBJCFLEVEL	Connect-time specified value for CFLEVEL.
156	(9C)	BITSTRING	1	EEPLSUBJINFOLEVEL	Information level of the information presented for the subject connection
157	(9D)	CHARACTER	11		Reserved.
168	(A8)	CHARACTER	96	EEPLEVENTSPECIFICINFO	This section contains event specific information. This area is mapped differently for each event.
168	(A8)	X'108'	0	EEPL_LEN	"*-EEPL"

Table 434. Structure EEPLLOSSCONNINFO

Offset Dec	Offset Hex	Type	Len	Name (Dim)	Description
0	(0)	STRUCTURE	0	EEPLLOSSCONNINFO	Mapping of EeplEventSpecificInfo for the loss of connectivity event. (EeplLossConn).
0	(0)	BITSTRING	1	EEPLLOSSCONNSTRFLAGS(0)	

Table 434. Structure EEPLLOSSCONNINFO (continued)

Offset Dec	Offset Hex	Type	Len	Name (Dim)	Description
		1... ....		EEPLLOSSCONNSTRNEW	"X'80'" This bit is only valid when EeplStrStateRebuild is ON and EeplStrStateProcessMethod is OFF. On => connectivity was lost to the new/secondary instance allocated for structure rebuild process. Off => connectivity was lost to the only/old/primary instance.
		.1.. ....		EEPLLOSSCONNDELAYACTION	"X'40'" This bit is for use when the target and subject connection are the same to support delaying connection action. When target and subject are different there is no action required of the target connection. On => The connection that is the subject of the event should delay decision on action to disconnect or start rebuild of structure since XESrecommendaction, lossconn percentage notification, or structure rebuild quiesce event will be delivered. Off => no additional information available to aid in decision to disconnect or rebuild structure. The subject connection which lost connectivity must either disconnect or start rebuild.
1	(1) X'1'		0	EEPLLOSSCONNINFO_LEN	"*-EEPLLOSSCONNINFO"

Table 435. Structure EEPLREBUILDQUIESCEINFO

Offset Dec	Offset Hex	Type	Len	Name (Dim)	Description
0	(0)	STRUCTURE	0	EEPLREBUILDQUIESCEINFO	Mapping of EeplEventSpecificInfo for the rebuild quiesce event (EeplRebuildQuiesce).
0	(0)	BITSTRING	4	EEPLREBUILDQUIESCEINFOFLAGS(0)	Flags for rebuild process attributes
		1... ....		EEPLREBUILDQUIESCELCCONT	"X'80'" LESSCONNACTION attribute indicator. 0==>rebuild is LESSCONNACTION=TERMINATE, 1==>rebuild is LESSCONNACTION= CONTINUE
		.1.. ....		EEPLREBUILDQUIESCELOCOTHER	"X'40'" LOCATION attribute indicator. 0==>rebuild is LOCATION=NORMAL, 1==>rebuild is LOCATION=OTHER
4	(4) X'4'		0	EEPLREBUILDQUIESCEINFO_LEN	"*-EEPLREBUILDQUIESCEINFO"

Table 436. Structure EEPLREBUILDCONNECTSCOMPLETEINFO

Offset Dec	Offset Hex	Type	Len	Name (Dim)	Description
0	(0)	STRUCTURE	0	EEPLREBUILDCONNECTSCOMPLETEINFO	Mapping of EeplEventSpecificInfo for the rebuild connects complete event (EeplRebuildConnectsComplete).
0	(0)	CHARACTER	32	EEPLCONNSACTIVE	Bit string representing the set of active connections at the time all connections had attempted to do a rebuild connect. The bit position maps to a connection identifier. See the block comment above for a description.
32	(20)	CHARACTER	32	EEPLCONNSSUCCESSFUL	Bit string representing the set of connections that successfully did a rebuild connect. See the block comment above for a description.

Table 436. Structure EEPLREBUILDCONNECTSCOMPLETEINFO (continued)

Offset Dec	Offset Hex	Type	Len	Name (Dim)	Description
64	(40)	SIGNED	4	EEPLCONNSACTIVETOTAL	Count of ON bits in the EeplConnsActive bit string.
68	(44)	SIGNED	4	EEPLCONNSSUCCESSFULTOTAL	Count of ON bits in the EeplConnsSuccessful bit string.
68	(44)	X'48'	0	EEPLREBUILDCONNECTSCOMPLETEINFO_LEN	"*-EEPLREBUILDCONNECTSCOMPLETEIN"

Table 437. Structure EEPLUSERSYNCPPOINTINFO

Offset Dec	Offset Hex	Type	Len	Name (Dim)	Description
0	(0)	STRUCTURE	0	EEPLUSERSYNCPPOINTINFO	Mapping of EeplEventSpecificInfo for the User Sync Point event (EeplUserSyncPoint).
0	(0)	SIGNED	4	EEPLCOMPLETEDUSEREVENT	
4	(4)	SIGNED	4	EEPLNEXTUSEREVENT	
8	(8)	CHARACTER	32	EEPLCOMPLETEDUSERSTATE	
40	(28)	CHARACTER	32	EEPLNEXTUSERSTATE	
72	(48)	SIGNED	4	EEPLCOMPLETEDUSERCOMP CODE	Highest completion code value for the completed user sync point, as set by any confirming user or implicitly by XES when a connector failed or disconnected
72	(48)	X'4C'	0	EEPLUSERSYNCPPOINTINFO_LEN	"*-EEPLUSERSYNCPPOINTINFO"

Table 438. Structure EEPLVOLATILITYSTATECHANGEINFO

Offset Dec	Offset Hex	Type	Len	Name (Dim)	Description
0	(0)	STRUCTURE	0	EEPLVOLATILITYSTATECHANGEINFO	Mapping of EeplEventSpecificInfo for the volatility state change event (EeplVolatilityStateChange).
0	(0)	BITSTRING 1... ....	1	EEPLVOLATILITYSTATECHANGEFLAGS(0) EEPLVOLATILENEW	"X'80'" This bit is only valid when EeplStrStateRebuild is ON and EeplStrStateProcessMethod is OFF. For system-managed process, the bit will be off. On => the volatility state change event is for the new/secondary instance allocated for structure rebuild process. Off => the volatility state change event is for the only/old/primary instance.
		.1... ....		EEPLVOLATILE	"X'40'" Off => structure is non-volatile, On => structure is volatile.
1	(1)	X'1'	0	EEPLVOLATILITYSTATECHANGEINFO_LEN	"*-EEPLVOLATILITYSTATECHANGEINFO"

Table 439. Structure EEPLXESRECOMMENDATIONINFO

Offset Dec	Offset Hex	Type	Len	Name (Dim)	Description
0	(0)	STRUCTURE	0	EEPLXESRECOMMENDATIONINFO	Mapping of EeplEventSpecificInfo for the XES recommend action event (EeplXESrecommendAction).
0	(0)	BITSTRING 1... ....	1	EEPLXESRECOMMENDATIONFLAGS(0) EEPLXESRECOMMENDATIONPOLICY	

Table 439. Structure EEPLXESRECOMMENDATIONINFO (continued)

Offset Dec	Offset Hex	Type	Len	Name (Dim)	Description
					"X'80'" On => Policy available for determining action recommended by XES.
		.1.. ....		EEPLXESRECOMMENDATIONDISCONNECT	
					"X'40'" On => Action is disconnect.
1	(1)	BITSTRING	1	EEPLXESRECOMMENDATIONPCTLOSSCONN	When delivered subsequent to a LOSSCONN event and policy was available for evaluating the scope of the loss of connectivity in terms of SFM policy weights, indicates the percentage loss of connectivity as viewed by the system presented with this event. There is no guarantee that all connectors will be presented with the same percentage value.
1	(1)	X'2'	0	EEPLXESRECOMMENDATIONINFO_LEN	"*-EEPLXESRECOMMENDATIONINFO"

Table 440. Structure EEPLLOSSCONNPNCTNOTIFYINFO

Offset Dec	Offset Hex	Type	Len	Name (Dim)	Description
0	(0)	STRUCTURE	0	EEPLLOSSCONNPNCTNOTIFYINFO	Mapping of EeplEventSpecificInfo for the Lossconn percentage notification event (EeplLossconnPctNotify).
0	(0)	BITSTRING	1		Unused
1	(1)	BITSTRING	1	EEPLLOSSCONNPNCTNOTIFYPCTLOSSCONN	When delivered subsequent to a LOSSCONN event and policy was available for evaluating the scope of the loss of connectivity in terms of SFM policy weights, indicates the percentage loss of connectivity as viewed by the system presented with this event. There is no guarantee that all connectors will be presented with the same percentage value.
1	(1)	X'2'	0	EEPLLOSSCONNPNCTNOTIFYINFO_LEN	"*-EEPLLOSSCONNPNCTNOTIFYINFO"

Table 441. Structure EEPLALTERBEGININFO

Offset Dec	Offset Hex	Type	Len	Name (Dim)	Description
0	(0)	STRUCTURE	0	EEPLALTERBEGININFO	Mapping of EeplEventSpecificInfo for the begin structure alter event.
0	(0)	BITSTRING	1	EEPLALTERBEGINFLAGS(0)	Structure alter flags
		1... ....		EEPLALTERBEGINSIZE	"X'80'" '1'b => value for size specified
		.1.. ....		EEPLALTERBEGINRATIO	"X'40'" '1'b => value for ratio specified
		..1. ....		EEPLALTERBEGINEMCSTG	"X'20'" '1'b => value for EmcStg specified
		.... .1..		EEPLALTERBEGINCFSTART	"X'04'" '1'b => Alter is CF INITIATED.

Table 441. Structure EEPLALTERBEGININFO (continued)

Offset Dec	Offset Hex	Type	Len	Name(Dim)	Description
		.... ..1.		EEPLALTERBEGINUPREBLDOLD	"X'02'" '1'b => values pertain to Rebuild Old (primary) structure instance. Only valid when EeplStrStateRebuild or EeplStrStateRebuildStop is ON, EeplStrStateRebuildDuplex is ON, and EeplStrStateProcessMethod is OFF.
		.... ...1		EEPLALTERBEGINUPREBLDNEW	"X'01'" '1'b => values pertain to Rebuild New (Secondary) structure instance. Only valid when EeplStrStateRebuild is ON, EeplStrStateRebuildDuplex is ON, and EeplStrStateProcessMethod is OFF.
1	(1)	CHARACTER	3		Reserved
4	(4)	SIGNED	4	EEPLALTERSIZE	Requested size in 4K blocks if EeplAlterBeginSize is on
8	(8)	SIGNED	2	EEPLALTERENTRYRATIO	Requested entry portion of entry-to-element ratio if EeplAlterBeginRatio is on
10	(A)	SIGNED	2	EEPLALTERELEMENTRATIO	Requested element portion of entry-to-element ratio if EeplAlterBeginRatio is on
12	(C)	CHARACTER	6	EEPLALTERCOMPOSITE(0)	
12	(C)	BITSTRING	2	EEPLALTERCOMPOSITEFLAGS(0)	
		1... ....		EEPLALTERRATIO	"X'80'" '1'b => permit ratio change RATIO=YES for all connections
14	(E)	BITSTRING	1	EEPLALTERMINENTRY	% available entries
15	(F)	BITSTRING	1	EEPLALTERMINELEMENT	% available elements
16	(10)	BITSTRING	1	EEPLALTERMINEMC	% available EMCs
17	(11)	BITSTRING	1		reserved
18	(12)	SIGNED	2	EEPLALTEREMCSTGPCT	Requested percent of structure to be available for Event Monitor Controls when an EmcStgPct change is requested.
18	(12)	X'14'	0	EEPLALTERBEGININFO_LEN	"*-EEPLALTERBEGININFO"

Table 442. Structure EEPLALTERENDINFO

Offset Dec	Offset Hex	Type	Len	Name(Dim)	Description
0	(0)	STRUCTURE	0	EEPLALTERENDINFO	Mapping of EeplEventSpecificInfo for the structure alter end event.
0	(0)	BITSTRING	1	EEPLALTERENDFLAGS(0)	Structure alter end flags
		1... ....		EEPLALTERENDSIZE	"X'80'" '1'b => value for size specified
		.1.. ....		EEPLALTERENDRATIO	"X'40'" '1'b => value for ratio specified
		..1. ....		EEPLALTERENDEMCSTG	"X'20'" '1'b => value for EmcStg specified
		.... .1..		EEPLALTERENDCFSTART	"X'04'" '1'b => Alter is CF INITIATED. Fields defined in EeplAlterEndTargetValues do not apply.
		.... ..1.		EEPLALTERENDUPREBLDOLD	"X'02'" '1'b => values pertain to Rebuild Old (primary) structure instance. Only valid when EeplStrStateRebuild or EeplStrStateRebuildStop is ON, EeplStrStateRebuildDuplex is ON, and EeplStrStateProcessMethod is OFF.



Table 442. Structure EEPLALTERENDINFO (continued)

Offset Dec	Offset Hex	Type	Len	Name(Dim)	Description
		.... 1		EEPLALTERENDDUPREBLDNEW	"X'01'" '1'b => values pertain to Rebuild New (Secondary) structure instance. Only valid when EeplStrStateRebuild is ON, EeplStrStateRebuildDuplex is ON, and EeplStrStateProcessMethod is OFF.
1	(1)	CHARACTER	1		
2	(2)	BITSTRING	2	EEPLALTERENDSTATEFLAGS(0)	At least one flag bit will be set.
2	(2)	BITSTRING	1	EEPLALTERENDSTATUSFLAG1(0)	If any flags are set in this byte then fields defined in EeplAlterEndCurrentValues, EeplAlterEndTargetValues, EeplAlterEndEstMaxEntElem, and EeplAlterEndAdditionalCurrentValues are valid. See individual field comment for cases where the value may be zero.
		1... ..		EEPLALTERENDALL	"X'80'" Processing able to meet the specified targets
		.1... ..		EEPLALTERENDSOME	"X'40'" Processing not able to meet the specified targets
		..1. ....		EEPLALTERENDREBLD	"X'20'" XES stopped the alter request due to rebuild initiated for structure. EeplAlterEndAll or EeplAlterEndSome will also be set, to indicate whether all or some targets were met.
3	(3)	BITSTRING	1	EEPLALTERENDSTATUSFLAG2(0)	If any flags set in this field then size and counts below will be zero. See individual flag comment for cases where the values may be non-zero.
		1... ..		EEPLALTERENDSTRFAIL	"X'80'" XES did not complete the alter request due to structure failure.
		.1... ..		EEPLALTERENDLOSSCONN	"X'40'" XES did not complete the alter request due to no connectivity to the structure.
		..1. ....		EEPLALTERENDSTOPBEFORESTART	"X'20'" XES did not complete the alter request due to a request to stop the initial alter, or due to structure rebuild being initiated. The request to stop the alter was received before any coupling facility operations with respect to the original alter request could be performed. The structure was not changed by the initial alter request.
		...1 ....		EEPLALTERENDREQEXCEPTION	"X'10'" Ratios specified on alter request are not consistent with structure attributes. For example, a structure alter to change the ratio of a structure created without data is rejected.
		.... 1...		EEPLALTERENDREBLDDEALLOC	"X'08'" An alter was initiated during a duplexing rebuild, but the duplexing rebuild was stopped before the alter completed. This structure instance will be deallocated when the duplexing rebuild completes, so the alter for this instance is being stopped.

Table 442. Structure EEPLALTERENDINFO (continued)

Offset Dec	Offset Hex	Type	Len	Name(Dim)	Description
		.... .1..		EEPLALTERENDESTSCM	"X'04'" Processing resulted in a change in the estimated maximum number of structure entries and elements that can be allocated to the structure. Fields defined in EeplAlterEndEstMaxEntElem are valid.
4	(4)	CHARACTER	16	EEPLALTERENDCURRENTVALUES(0)	Current sizes and counts for the structure
4	(4)	SIGNED	4	EEPLALTERENDMINSTRSIZE	Current minimum structure size which is similar to either ConaMinStructureSize or ConaFacilityMinReqSize
8	(8)	SIGNED	4	EEPLALTERENDCURRENTSIZE	Current size
12	(C)	SIGNED	4	EEPLALTERENDENTRYCOUNT(0)	Current entry count. This count is only substantially accurate.
12	(C)	SIGNED	4	EEPLALTERENDDIRCOUNT(0)	Current directory count. This count is only substantially accurate.
12	(C)	SIGNED	4	EEPLALTERENDRECORDELEMENTS	Current record element count. This count is only substantially accurate.
16	(10)	SIGNED	4	EEPLALTERENDELEM COUNT	Current element count. This count is only substantially accurate.
20	(14)	CHARACTER	28	EEPLALTERENDTARGETVALUES(0)	Target size and counts determined by the coupling facility. Only valid when EeplAlterEndCfStart is OFF.
20	(14)	SIGNED	4	EEPLALTERENDTARGETSIZE	Target size
24	(18)	SIGNED	4	EEPLALTERENDTARGETENTRYCOUNT(0)	Target entry count
24	(18)	SIGNED	4	EEPLALTERENDTARGETDIRCOUNT(0)	Target directory count
24	(18)	SIGNED	4	EEPLALTERENDTARGETRECORDELEMENTS	Target record element count.
28	(1C)	SIGNED	4	EEPLALTERENDTARGETELEM COUNT	Target element count
32	(20)	SIGNED	4	EEPLALTERENDTARGETEMCCOUNT	Target Event Monitor Controls count
36	(24)	CHARACTER	12		Reserved
48	(30)	CHARACTER	20	EEPLALTERENDADDITIONALCURRENTVALUES(0)	Additional current values for structure
48	(30)	SIGNED	4	EEPLALTERENDEMCCOUNT	Current Event Monitor Control count. This value is only substantially accurate.
52	(34)	SIGNED	4	EEPLALTERENDMAXSTRSIZE	Current maximum structure size in 4K blocks which is similar to ConaMaxStructureSize. A non-zero value indicates that the value provided is valid. A zero value indicates that the support for setting this field is not installed on the system that completed alter processing. See EeplAlterEndStatusFlag1.
56	(38)	CHARACTER	12		Reserved
68	(44)	CHARACTER	4		Reserved
72	(48)	CHARACTER	16	EEPLALTERENDESTMAXENTELEM(0)	

Table 442. Structure EEPLALTERENDINFO (continued)

Offset Dec	Offset Hex	Type	Len	Name (Dim)	Description
					Estimated maximum number of structure entries and elements supported by the structure. Using both CF real and storage class memory, this is the most number of entries and elements that can be allocated to the structure. Values will be zero when the maximum number of structure entries and elements that can be allocated to the structure is what is supported by the real storage allocated to the structure. When zero, refer to ConaListMaxEntryCount and ConaListMaxElementCount for the maximum number of structure objects supported by the structure.
72	(48)	CHARACTER	8	EEPLALTERENDESTMAXENTRIES	Current estimated maximum number of entries that can reside in CF real and storage class memory for the structure. This number is an aggregation of the maximum entry count for real storage and estimated maximum entry count for SCM assigned to the structure
80	(50)	CHARACTER	8	EEPLALTERENDESTMAXELEMENTS	Current estimated maximum number of elements that can reside in CF real and storage class memory for the structure. This number is an aggregation of the maximum element count for real storage and estimated maximum element count for SCM assigned to the structure
88	(58)	CHARACTER	8		Reserved
88	(58)	X'60'	0	EEPLALTERENDINFO_LEN	"*-EEPLALTERENDINFO"

Table 443. Structure EEPLSTRAVAILABILITYINFO

Offset Dec	Offset Hex	Type	Len	Name (Dim)	Description
0	(0)	STRUCTURE	0	EEPLSTRAVAILABILITYINFO	Mapping of EeplEventSpecificInfo for events structure temporarily unavailable (EeplStrTemporarilyUnavailable) and structure available (EeplStrAvailable).
0	(0)	CHARACTER	8	EEPLSTRAVAILABILITYAUTOVERSION	System-managed process version
8	(8)	BITSTRING	1	EEPLSTRAVAILABILITYPROCESS	System-managed process identification. See Process Constants for definitions.
8	(8)	X'9'	0	EEPLSTRAVAILABILITYINFO_LEN	"*-EEPLSTRAVAILABILITYINFO"

Table 444. Structure EEPLSTRSTATECHANGEINFO

Offset Dec	Offset Hex	Type	Len	Name (Dim)	Description
0	(0)	STRUCTURE	0	EEPLSTRSTATECHANGEINFO	Mapping of EeplEventSpecificInfo for the structure state change event
0	(0)	CHARACTER	8	EEPLSSCAUTOVERSION	System-managed process version. Valid when EeplSSCProcessType is set to EeplSysManagedRebuild or EeplSysManagedDuplexingRebuild.
8	(8)	BITSTRING	1	EEPLSSCPROCESSTYPE	Type of process that caused the structure state change. See Process Constants for definitions.

Table 444. Structure EEPLSTRSTATECHANGEINFO (continued)

Offset Dec	Offset Hex	Type	Len	Name(Dim)	Description
9	(9)	BITSTRING	2	EEPLSSCVALIDITYFLAGS(0)	Flags identifying which fields contain valid information about characteristics of the structure. These flags serve as validity indicators for the fields in EeplSSCCharacteristics.
9	(9)	BITSTRING	1	EEPLSSCVALIDITYFLAG1(0)	First byte of flags
		1... ....		EEPLSSCCFLEVELVALID	"X'80'" '1'b => Coupling facility operational level of the coupling facility in which the structure resides is valid
		.1.. ....		EEPLSSCCFNAMEVALID	"X'40'" '1'b => CFNAME of coupling facility in which the structure resides is valid
		..1. ....		EEPLSSCVOLATILEVALID	"X'20'" '1'b => Volatility characteristic of the coupling facility in which the structure resides is valid
		...1 ....		EEPLSSCSTRPHYSICALVERSIONVALID	"X'10'" '1'b => Physical structure version number field is valid
		.... 1...		EEPLSSCFailureISOLATEVALID	"X'08'" '1'b => Structure failure isolation state is valid
		.... .1..		EEPLSSCSTRPHYSICALVERSION2VALID	"X'04'" '1'b => 2nd physical structure version number field is valid
		.... ..1.		EEPLSSCDUPLEXSTATEVALID	"X'02'" '1'b => Duplexing state is valid
		.... ...1		EEPLSSCSIZEINFOVALID	"X'01'" '1'b => Structure size information is valid in fields EeplSSCStrStructureSize, EeplSSCStrMaxStrSize, and EeplSSCStrMinStrSize.
10	(A)	BITSTRING	1	EEPLSSCVALIDITYFLAG2(0)	Second byte of flags
		1... ....		EEPLSSCUSERLIMITINFOVALID	"X'80'" '1'b => Structure user limit information is valid in fields EeplSSCStrFacilityUserLimit, EeplSSCStrLockNumUsers
11	(B)	BITSTRING	1		Reserved
12	(C)	CHARACTER	78	EEPLSSCCHARACTERISTICS(0)	Current characteristics of the structure and the coupling facility in which it resides. Information in this section is valid only if the corresponding validity flag in field EeplSSCValidityFlags is set.
12	(C)	BITSTRING	4	EEPLSSCCHARACTERISTICFLAGS(0)	Flags describing the current characteristics
		1... ....		EEPLSSCVOLATILE	"X'80'" '1'b => Structure resides in a volatile coupling facility. Valid only if EeplSSCVolatileValid set.
		.1.. ....		EEPLSSCSYSMGDDUPLEXED	"X'40'" '1'b => Structure is duplexed by system-managed duplexing. Valid only if EeplSSCDuplexStateValid is set.
		..1. ....		EEPLSSCSYSMGDDUPLEXEDFAILISOL	

Table 444. Structure EEPLSTRSTATECHANGEINFO (continued)

Offset Dec	Offset Hex	Type	Len	Name (Dim)	Description
					"X'20'" '1'b => the primary structure instance is failure isolated from the secondary structure instance. '0'b => the primary structure instance is not failure isolated from the secondary structure instance. Valid only if EeplSSCDuplexStateValid is set.
	...1 ....			EEPLSSCSYMGDDUPLEXEDASYNC	"X'10'" '1'b => Structure is duplexed by system-managed asynchronous duplexing. Valid only if EeplSScDuplexStateValid is set.
	.... 1...			EEPLSSCENCRYPTED	"X'08'" On => structure data is encrypted Off => structure data is not encrypted
12	(C)	BITSTRING	3		Reserved
16	(10)	SIGNED	4	EEPLSSCCFLEVEL	Coupling facility operational level of the coupling facility in which the structure resides. Valid only if EeplSSCCflevelValid set.
20	(14)	CHARACTER	8	EEPLSSCCFNAME	Name of coupling facility in which the structure resides. Valid only if EeplSSCCfnameValid set.
28	(1C)	CHARACTER	32	EEPLSSCFailureISOLATE	Indicates failure isolation status with respect to the structure at the time the event was added to the event stack. If the bit corresponding to a connector's connection ID is on, that connector is active and failure-isolated with respect to the structure. If the bit is off, either the corresponding connector is not active, or is active but not failure-isolated with respect to the structure. Valid only if EeplSSCFailureIsolateValid set.
60	(3C)	CHARACTER	8	EEPLSSCSTRPHYSICALVERSION	Physical structure version number. This field, along with EeplSSCStrPhysicalVersion2, uniquely identifies a physical instance of the structure. Valid only if EeplSSCStrPhysicalVersionValid is set.
68	(44)	CHARACTER	8	EEPLSSCSTRPHYSICALVERSION2	2nd physical structure version number. This field, along with EeplSSCStrPhysicalVersion, uniquely identifies a physical instance of the structure. Valid only if EeplSSCStrPhysicalVersion2Valid is set.
76	(4C)	SIGNED	4	EEPLSSCSTRSTRUCTURESIZE	Structure size in 4K blocks which is similar to ConaStructureSize. Valid only if EeplSSCSizeInfoValid is set.
80	(50)	SIGNED	4	EEPLSSCSTRMAXSTRSIZE	Maximum structure size in 4K blocks which is similar to ConaMaxStructureSize. Valid only if EeplSSCSizeInfoValid is set.
84	(54)	SIGNED	4	EEPLSSCSTRMINSTRSIZE	Minimum structure size in 4K blocks which is similar to ConaMinStructureSize. Valid only if EeplSSCSizeInfoValid is set.
88	(58)	BITSTRING	1	EEPLSSCSTRFACILITYUSERLIMIT	

Table 444. Structure EEPLSTRSTATECHANGEINFO (continued)

Offset Dec	Offset Hex	Type	Len	Name (Dim)	Description
					Maximum number of users supported by the structure based on the model dependent limit of the coupling facility and the NUMUSERS or MAXCONN specification on IXLCONN. This limit may be greater than the number of users permitted to connect to the structure due to other constraints such as policy size.
89	(59)	BITSTRING	1	EEPLSSCSTRLOCKNUMUSERS	Maximum number of users supported for a lock structure
90	(5A)	CHARACTER	6		Reserved
Event Constants: constants defining values of EeplEvent See prolog NOTES for event type and identification description. Connection Event Structure Event Rebuild Event					
90	(5A)	X'1'	0	EEPLEXISTINGCONNECTION	"1" Connection Event: A new connector is learning about an existing connection. See EeplExistingConnFlags.
90	(5A)	X'2'	0	EEPLNEWCONNECTION	"2" Connection Event: Existing connector receives an event about a new connection.
90	(5A)	X'3'	0	EEPLDISCFAILCONNECTION	"3" Connection Event: A connection has ended (abnormally because of end of task, end of memory, end of system, disconnect with REASON=FAILURE, or normally with a disconnect). See EeplFailedConnFlags.
90	(5A)	X'4'	0	EEPLLOSSCONN	"4" Connection Event: The subject of this event lost connectivity to the structure.
90	(5A)	X'5'	0	EEPLSTRFAILURE	"5" Structure Event: Structure failure occurred.
90	(5A)	X'6'	0	EEPLREBUILDQUIESCE	"6" Structure Event: Event is a rebuild event. A rebuild has been initiated against this structure. Requires an event exit response via IXLEERSP.
90	(5A)	X'7'	0	EEPLREBUILDCONNECT	"7" Structure Event: Event is a rebuild event. Rebuild Quiesce has been completed by each connector. Each connector should issue IXLCONN REBUILD.
90	(5A)	X'8'	0	EEPLREBUIDEXISTINGCONNECTION	"8" Connection Event: Event is a rebuild event. A new connector is learning about an existing connection already connected to the new rebuild structure. See EeplExistingConnFlags.
90	(5A)	X'9'	0	EEPLREBUILDNEWCONNECTION	"9" Connection Event: Event is a rebuild event. Existing connector to the new rebuild structure receives an event about a new connection.
90	(5A)	X'A'	0	EEPLREBUILDCONNECTFAILURE	"10" Connection Event: Event is a rebuild event. A rebuild connection terminated before the IXLCONN REBUILD request completed.
90	(5A)	X'B'	0	EEPLREBUILDCONNECTSCOMPLETE	"11" Structure Event: Event is a rebuild event. All connectors have attempted to connect to the new structure allocated for rebuild.

Table 444. Structure EEPLSTRSTATECHANGEINFO (continued)

Offset Dec	Offset Hex	Type	Len	Name(Dim)	Description
90	(5A)	X'C'	0	EEPLREBUILDCLEANUP	"12" Structure Event: Event is a rebuild event. All connectors have completed rebuild processing. Cleanup processing remains. Requires an event exit response via IXLEERSP.
90	(5A)	X'D'	0	EEPLREBUILDPROCESSCOMPLETE	"13" Structure Event: Event is a rebuild event. Rebuild processing is complete. Resume normal use of the structure.
90	(5A)	X'E'	0	EEPLREBUILDSTOP	"14" Structure Event: Event is a rebuild event. Stop rebuild processing Requires an event exit response via IXLEERSP.
90	(5A)	X'F'	0	EEPLREBUILDSTOPPROCESSCOMPLETE	"15" Structure Event: Event is a rebuild event. Stop rebuild processing complete.
90	(5A)	X'10'	0	EEPLUSERSYNCPPOINT	"16" Structure Event: New user sync point defined and/or a user sync point is complete.
90	(5A)	X'11'	0	EEPLVOLATILITYSTATECHANGE	"17" Structure Event: The volatility state of the structure has changed.
90	(5A)	X'12'	0	EEPLXESRECOMMENDACTION	"18" Connection Event: XES recommended action based on policy data.
90	(5A)	X'13'	0	EEPLALTERBEGIN	"19" Structure Event: Structure alter begin.
90	(5A)	X'14'	0	EEPLALTEREND	"20" Structure Event: Structure alter end.
90	(5A)	X'15'	0	EEPLREBUILDDUPLEXESTABLISHED	"21" Structure Event: Event is a rebuild event. Duplexing has been established by each connector. Each connector may begin normal duplexed structure operations. This event is valid only for a duplexing rebuild.
90	(5A)	X'16'	0	EEPLREBUILDSWITCH	"22" Structure Event: Event is a rebuild event. A duplexing rebuild stop has been requested, to switch to simplex mode using only the new structure. Each connector should prepare to switch and then confirm via IXLREBLD REQUEST=DUPLEXCOMPLETE. This event is valid only for a duplexing rebuild.
90	(5A)	X'17'	0	EEPLLOSSCONNPNCTNOTIFY	"23" Connection Event: Lossconn Percentage Notification event.
90	(5A)	X'18'	0	EEPLSTRTEMPORARILYUNAVAILABLE	"24" Structure Event: A system-managed process has been initiated for the structure. Access to the structure will be prevented until the EeplStrAvailable event is presented. The event can be responded to either implicitly or via IXLEERSP.
90	(5A)	X'19'	0	EEPLSTRAVAILABLE	"25" Structure Event: A system-managed process has finished.
90	(5A)	X'1A'	0	EEPLSTRSTATECHANGE	"26" Structure Event: The characteristics of the structure or the coupling facility in which it resides may have changed.
90	(5A)	X'1A'	0	EEPLMAXEVENT	"26"

Table 444. Structure EEPLSTRSTATECHANGEINFO (continued)

Offset Dec	Offset Hex	Type	Len	Name (Dim)	Description
Rebuild Start and Stop Reason Constants Provided only on rebuild events (see prolog for list) NOTE: Constant names begin "EeplStartRsn" for start reasons Constant names begin "EeplStopRsn" for stop reasons					
90	(5A)	X'1'	0	EEPLSTARTRSNLOSSCONN	"1" The rebuild was initiated because connector(s) lost connectivity to the facility containing the structure.
90	(5A)	X'2'	0	EEPLSTARTRSNSTRFAIL	"2" The rebuild was initiated because the structure failed. Structure failure also occurs if the facility containing the structure fails.
90	(5A)	X'3'	0	EEPLSTARTRSNCONNECTOR	"3" The structure rebuild process was initiated for an application specific reason. The application may identify its reason using the EeplStartRsnConnectorCode field.
90	(5A)	X'3'	0	EEPLSTOPRSNCONNECTOR	"3" The structure rebuild process was stopped for an application specific reason. The application may identify its reason using the EeplStopRsnConnectorCode field.
90	(5A)	X'4'	0	EEPLSTARTRSNOPERATOR	"4" The structure rebuild process was initiated by the operator.
90	(5A)	X'4'	0	EEPLSTOPRSNOPERATOR	"4" The structure rebuild process was stopped by the operator.
90	(5A)	X'5'	0	EEPLSTOPRSNLOSSCONNNEW	"5" The structure rebuild process was stopped because connector(s) lost connectivity to the coupling facility containing the new/secondary instance allocated for the process.
90	(5A)	X'5'	0	EEPLSTARTRSNPOLICY	"5" The duplexing rebuild was initiated by MVS in response to CFRM policy specification (DUPLEX(ENABLED)).
90	(5A)	X'6'	0	EEPLSTOPRSNLOSSCONNOLD	"6" The structure rebuild process was stopped because connector(s) lost connectivity to the coupling facility containing the only/old/primary instance.
90	(5A)	X'7'	0	EEPLSTOPRSNSTRFAILNEW	"7" The structure rebuild process was stopped because the new/secondary instance allocated for the process failed. This reason is only set by MVS. MVS initiates stop processing when the new/secondary instance fails.
90	(5A)	X'8'	0	EEPLSTOPRSNSTRFAILOLD	"8" The structure rebuild process was stopped because the only/old/primary instance failed.
90	(5A)	X'9'	0	EEPLSTOPRSNSTRINSUFFCONN	"9" The structure rebuild process was stopped because the new/secondary instance does not provide connectivity which is better than or equivalent to the old/primary instance.
90	(5A)	X'A'	0	EEPLSTOPRSNSTRNOBETTERCONN	"10" The rebuild was stopped because the new/secondary instance does not provide better connectivity than the old/primary instance for this LossConn structure rebuild.
90	(5A)	X'B'	0	EEPLSTOPRSNPOLICY	"11" The duplexing rebuild was stopped by MVS in response to CFRM policy specification (DUPLEX(DISABLED)).



Table 444. Structure EEPLSTRSTATECHANGEINFO (continued)

Offset Dec	Offset Hex	Type	Len	Name (Dim)	Description
90	(5A)	X'C'	0	EEPLSTOPRSNLOSSCONN	"12" The duplexing rebuild was stopped because connector(s) lost connectivity to one of the instances of the structure.
90	(5A)	X'D'	0	EEPLSTOPRSNSTRFAILURE	"13" The duplexing rebuild was stopped because one of the instances of the structure failed.
90	(5A)	X'E'	0	EEPLSTOPRSNINSUFFCONNCHGCON	"14" The duplexing rebuild was stopped because of insufficient connectivity due to a change in the set of connectors to the structure.
90	(5A)	X'F'	0	EEPLSTOPRSNPOPCFNOTSUITABLE	"15" The rebuild was stopped because the facility for which the populate process was started was not a suitable location for the structure.
90	(5A)	X'10'	0	EEPLSTOPRSNCONNECTORHANG	"16" The rebuild was stopped to try to alleviate a hang of a structure-related process caused by failure of a connector to provide an expected response
90	(5A)	X'11'	0	EEPLSTOPRSNNOCONIDAVAIL	"17" The duplexing rebuild was stopped because the structure instance did not have any available CONIDs
90	(5A)	X'12'	0	EEPLSTOPRSNALLOWUSERLIMCHG	"18" The duplexing rebuild was stopped because the structure instances had different facility user limits and a connector does not allow user limit changes. A connector must specify MAXCONN on IXLCONN to support user limit changes

## Subject Information Level Constants

90	(5A)	X'1'	0	EEPLSUBJINFOLEVEL1	"1" The information presented for the connection is "level 1" information. Fields only filled in for "level 1" are indicated in the field description.
----	------	------	---	--------------------	--

Process Constants: constants defining values of  
EeplSTRavailabilityProcess  
EeplSSCProcessType

90	(5A)	X'1'	0	EEPLSYSMANAGEDREBUILD	"1" System-managed Process: the event is associated with a system-managed rebuild.
90	(5A)	X'2'	0	EEPLSYSMANAGEDDUPLEXINGREBUILD	"2" System-managed Process: the event is associated with a system-managed duplexing rebuild.
90	(5A)	X'60'	0	EEPLSTRSTATECHANGEINFO_LEN	"*-EEPLSTRSTATECHANGEINFO"

Table 445. Cross Reference for IXLYEEPL

Name	Offset	Hex	Tag
EEPL	0		
EEPL_LEN	A8		108
EEPLALTERBEGIN	5A		13
EEPLALTERBEGINCFSTART	0		4

Table 445. Cross Reference for IXLYEEPL (continued)

Name	Offset	Hex Tag
EEPLALTERBEGINUPREBLDNEW	0	1
EEPLALTERBEGINUPREBLDOLD	0	2
EEPLALTERBEGINEMCSTG	0	20
EEPLALTERBEGINFLAGS	0	
EEPLALTERBEGININFO	0	
EEPLALTERBEGININFO_LEN	12	14
EEPLALTERBEGINRATIO	0	40
EEPLALTERBEGINSIZE	0	80
EEPLALTERCOMPOSITE	C	
EEPLALTERCOMPOSITEFLAGS	C	
EEPLALTERELEMENTRATIO	A	
EEPLALTEREMCSTGPCT	12	
EEPLALTEREND	5A	14
EEPLALTERENDADDITIONALCURRENTVALUES	30	
EEPLALTERENDALL	2	80
EEPLALTERENDCFSTART	0	4
EEPLALTERENDCURRENTSIZE	8	
EEPLALTERENDCURRENTVALUES	4	
EEPLALTERENDDIRCOUNT	C	
EEPLALTERENDDUPREBLDNEW	0	1
EEPLALTERENDDUPREBLDOLD	0	2
EEPLALTERENDELEM COUNT	10	
EEPLALTERENDEMCCOUNT	30	
EEPLALTERENDEM CSTG	0	20
EEPLALTERENDENTRYCOUNT	C	
EEPLALTERENDESTMAXELEMENTS	50	
EEPLALTERENDESTMAXENTELEM	48	
EEPLALTERENDESTMAXENTRIES	48	
EEPLALTERENDESTSCM	3	4
EEPLALTERENDFLAGS	0	
EEPLALTERENDINFO	0	
EEPLALTERENDINFO_LEN	58	60
EEPLALTERENDLOSSCONN	3	40
EEPLALTERENDMAXSTRSIZE	34	
EEPLALTERENDMINSTRSIZE	4	
EEPLALTERENDRATIO	0	40
EEPLALTERENDREBLD	2	20
EEPLALTERENDREBLDDEALLOC	3	8
EEPLALTERENDRECORDELEMENTS	C	

Table 445. Cross Reference for IXLYEEPL (continued)

Name	Offset	Hex Tag
EEPLALTERENDREQEXCEPTION	3	10
EEPLALTERENDSIZE	0	80
EEPLALTERENDSOME	2	40
EEPLALTERENDSTATEFLAGS	2	
EEPLALTERENDSTATUSFLAG1	2	
EEPLALTERENDSTATUSFLAG2	3	
EEPLALTERENDSTOPBEFORESTART	3	20
EEPLALTERENDSTRFAIL	3	80
EEPLALTERENDTARGETDIRCOUNT	18	
EEPLALTERENDTARGETTELEMCOUNT	1C	
EEPLALTERENDTARGETEMCCOUNT	20	
EEPLALTERENDTARGETENTRYCOUNT	18	
EEPLALTERENDTARGETRECORDELEMENTS	18	
EEPLALTERENDTARGETSIZE	14	
EEPLALTERENDTARGETVALUES	14	
EEPLALTERENTRYRATIO	8	
EEPLALTERMINELEMENT	F	
EEPLALTERMINEMC	10	
EEPLALTERMINENTRY	E	
EEPLALTERRATIO	C	80
EEPLALTERSIZE	4	
EEPLCART	24	
EEPLCOMPLETEDUSERCOMPCODE	48	
EEPLCOMPLETEDUSEREVENT	0	
EEPLCOMPLETEDUSERSTATE	8	
EEPLCONDATA	10	
EEPLCONNINFOSUBJECT	54	
EEPLCONNINFOSUBJECT2	98	
EEPLCONNINFOTARGET	0	
EEPLCONNSACTIVE	0	
EEPLCONNSACTIVETOTAL	40	
EEPLCONNSSUCCESSFUL	20	
EEPLCONNSSUCCESSFULTOTAL	44	
EEPLCONSID	2C	
EEPLCONTOKEN	0	
EEPLDISCFAILCONNECTION	5A	3
EEPLDISCFROMNEWSTRALSO	85	20
EEPLDISCWITHLOCKRESOURCES	85	40
EEPLDUMMYLASTEVENT	86	40

Table 445. Cross Reference for IXLYEEPL (continued)

Name	Offset	Hex Tag
EEPLEVENT	1A	
EEPLEVENTSEQ	1C	
EEPLEVENTSPECIFICINFO	A8	
EEPLEXISTINGCONNECTION	5A	1
EEPLEXISTINGCONNFLAGS	86	
EEPLFAILEDCONNFLAGS	85	
EEPLFPATIXLCONN	86	20
EEPLGENERALINFO	18	
EEPLLOSSCONN	5A	4
EEPLLOSSCONNDELAYACTION	0	40
EEPLLOSSCONNINFO	0	
EEPLLOSSCONNINFO_LEN	1	1
EEPLLOSSCONNPCTNOTIFY	5A	17
EEPLLOSSCONNPCTNOTIFYINFO	0	
EEPLLOSSCONNPCTNOTIFYINFO_LEN	1	2
EEPLLOSSCONNPCTNOTIFYPCTLOSSCONN	1	
EEPLLOSSCONNSTRFLAGS	0	
EEPLLOSSCONNSTRNEW	0	80
EEPLMAXEVENT	5A	1A
EEPLNEWCONNECTION	5A	2
EEPLNEXTUSEREVENT	4	
EEPLNEXTUSERSTATE	28	
EEPLNOTCONNSTR	86	10
EEPLOPERATORINFO	24	
EEPLREBUILDCLEANUP	5A	C
EEPLREBUILDCONNECT	5A	7
EEPLREBUILDCONNECTFAILURE	5A	A
EEPLREBUILDCONNECTSCOMPLETE	5A	B
EEPLREBUILDCONNECTSCOMPLETEINFO	0	
EEPLREBUILDCONNECTSCOMPLETEINFO_LEN	44	48
EEPLREBUILDDUPLEXESTABLISHED	5A	15
EEPLREBUILDEXISTINGCONNECTION	5A	8
EEPLREBUILDNEWCONNECTION	5A	9
EEPLREBUILDPCTLOSSCONN	4B	
EEPLREBUILDPROCESSCOMPLETE	5A	D
EEPLREBUILDQUIESCE	5A	6
EEPLREBUILDQUIESCEINFO	0	
EEPLREBUILDQUIESCEINFO_LEN	4	4
EEPLREBUILDQUIESCEINFOFLAGS	0	

Table 445. Cross Reference for IXLYEEPL (continued)

Name	Offset	Hex Tag
EEPLREBUILDQUIESCELCCONT	0	80
EEPLREBUILDQUIESCELOCOTHER	0	40
EEPLREBUILDSTARTREASON	49	
EEPLREBUILDSTOP	5A	E
EEPLREBUILDSTOPPROCESSCOMPLETE	5A	F
EEPLREBUILDSTOPREASON	4A	
EEPLREBUILDSWITCH	5A	16
EEPLRETCODE	20	
EEPLSSCAUTOVERSION	0	
EEPLSSCCFLEVEL	10	
EEPLSSCCFLEVELVALID	9	80
EEPLSSCCFNAME	14	
EEPLSSCCFNAMEVALID	9	40
EEPLSSCCHARACTERISTICFLAGS	C	
EEPLSSCCHARACTERISTICS	C	
EEPLSSCDUPLEXSTATEVALID	9	2
EEPLSSCENCRYPTED	C	8
EEPLSSCFailureISOLATE	1C	
EEPLSSCFailureISOLATEVALID	9	8
EEPLSSCPROCESSTYPE	8	
EEPLSSCSIZEINFOVALID	9	1
EEPLSSCSTRFACILITYUSERLIMIT	58	
EEPLSSCSTRLOCKNUMUSERS	59	
EEPLSSCSTRMAXSTRSIZE	50	
EEPLSSCSTRMINSTRSIZE	54	
EEPLSSCSTRPHYSICALVERSION	3C	
EEPLSSCSTRPHYSICALVERSIONVALID	9	10
EEPLSSCSTRPHYSICALVERSION2	44	
EEPLSSCSTRPHYSICALVERSION2VALID	9	4
EEPLSSCSTRSTRUCTURESIZE	4C	
EEPLSSCSYSMGDDUPLEXED	C	40
EEPLSSCSYSMGDDUPLEXEDASYNC	C	10
EEPLSSCSYSMGDDUPLEXEDFAILISOL	C	20
EEPLSSCUSERLIMITINFOVALID	A	80
EEPLSSCVALIDITYFLAGS	9	
EEPLSSCVALIDITYFLAG1	9	
EEPLSSCVALIDITYFLAG2	A	
EEPLSSCVOLATILE	C	80
EEPLSSCVOLATILEVALID	9	20

Table 445. Cross Reference for IXLYEEPL (continued)

Name	Offset	Hex Tag
EEPLSTARTRSNCONNECTOR	5A	3
EEPLSTARTRSNCONNECTORCODE	4C	
EEPLSTARTRSNLOSSCONN	5A	1
EEPLSTARTRSNOPERATOR	5A	4
EEPLSTARTRSNPOLICY	5A	5
EEPLSTARTRSNSTRFAIL	5A	2
EEPLSTATEACTIVE	86	80
EEPLSTOPRSNALLOWUSERLIMCHG	5A	12
EEPLSTOPRSNCONNECTOR	5A	3
EEPLSTOPRSNCONNECTORCODE	50	
EEPLSTOPRSNCONNECTORHANG	5A	10
EEPLSTOPRSNINSUFFCONNCHGCON	5A	E
EEPLSTOPRSNLOSSCONN	5A	C
EEPLSTOPRSNLOSSCONNNEW	5A	5
EEPLSTOPRSNLOSSCONNOLD	5A	6
EEPLSTOPRSNNOCONIDAVAIL	5A	11
EEPLSTOPRSNOPERATOR	5A	4
EEPLSTOPRSNPOLICY	5A	B
EEPLSTOPRSNPOPCFNOTSUITABLE	5A	F
EEPLSTOPRSNSTRFAILNEW	5A	7
EEPLSTOPRSNSTRFAILOLD	5A	8
EEPLSTOPRSNSTRFAILURE	5A	D
EEPLSTOPRSNSTRINSUFFCONN	5A	9
EEPLSTOPRSNSTRNOBETTERCONN	5A	A
EEPLSTRAVAILABILITYAUTOVERSION	0	
EEPLSTRAVAILABILITYINFO	0	
EEPLSTRAVAILABILITYINFO_LEN	8	9
EEPLSTRAVAILABILITYPROCESS	8	
EEPLSTRAVAILABLE	5A	19
EEPLSTRFAILDUPLEXOUTOFSYNCH	48	4
EEPLSTRFAILURE	5A	5
EEPLSTRNAME	30	
EEPLSTRPHYSICALVERSION	40	
EEPLSTRSTATE	48	
EEPLSTRSTATECHANGE	5A	1A
EEPLSTRSTATECHANGEINFO	0	
EEPLSTRSTATECHANGEINFO_LEN	5A	60
EEPLSTRSTATEFPERSISTENTCONNS	48	20
EEPLSTRSTATEPROCESSMETHOD	48	1

Table 445. Cross Reference for IXLYEEPL (continued)

Name	Offset	Hex Tag
EEPLSTRSTATEREBUILD	48	80
EEPLSTRSTATEREBUILDDEX	48	8
EEPLSTRSTATEREBUILDSTOP	48	40
EEPLSTRSTATESTRVERSIONFLAG	48	10
EEPLSTRTEMPORARILYUNAVAILABLE	5A	18
EEPLSTRUCTUREVERSION	40	
EEPLSUBJCFLEVEL	98	
EEPLSUBJCONID	57	
EEPLSUBJCONLEVEL	88	
EEPLSUBJCONNAME	68	
EEPLSUBJCONTOKEN	58	
EEPLSUBJCONVERSION	78	
EEPLSUBJDISCDATA	90	
EEPLSUBJDISPOSITIONKEEP	84	80
EEPLSUBJFAILISOL	84	40
EEPLSUBJFLAGS	84	
EEPLSUBJINFOLEVEL	9C	
EEPLSUBJINFOLEVEL1	5A	1
EEPLSUBJSYSNAME	7C	
EEPLSYSMANAGEDDUPLEXINGREBUILD	5A	2
EEPLSYSMANAGEDREBUILD	5A	1
EEPLTERMINATEDABNORMAL	85	80
EEPLUSERSYNCPPOINT	5A	10
EEPLUSERSYNCPPOINTINFO	0	
EEPLUSERSYNCPPOINTINFO_LEN	48	4C
EEPLVOLATILE	0	40
EEPLVOLATILENEW	0	80
EEPLVOLATILITYSTATECHANGE	5A	11
EEPLVOLATILITYSTATECHANGEFLAGS	0	
EEPLVOLATILITYSTATECHANGEINFO	0	
EEPLVOLATILITYSTATECHANGEINFO_LEN	1	1
EEPLXESRECOMMENDACTION	5A	12
EEPLXESRECOMMENDACTIONDISCONNECT	0	40
EEPLXESRECOMMENDACTIONFLAGS	0	
EEPLXESRECOMMENDACTIONINFO	0	
EEPLXESRECOMMENDACTIONINFO_LEN	1	2
EEPLXESRECOMMENDACTIONPCTLOSSCONN	1	
EEPLXESRECOMMENDACTIONPOLICY	0	80

# IXLYEMC information

## IXLYEMC programming interface information

IXLYEMC is a programming interface.

## IXLYEMC heading information

<b>Common name:</b>	Event Monitor Controls
<b>Macro ID:</b>	IXLYEMC
<b>DSECT name:</b>	EMC
<b>Owning component:</b>	Cross System Extended Services (SCIXL)
<b>Eye-catcher ID:</b>	NONE
<b>Storage attributes:</b>	Subpool: User specified Key: User specified Residency: User specified
<b>Size:</b>	64 bytes EMC -- X'0040' bytes
<b>Created by:</b>	Storage area created by IXLLIST/IXLLSTC invoker.
<b>Pointed to by:</b>	BUFFER or BUFLIST
<b>Serialization:</b>	See BUFFER/BUFLIST parameter requirements on the IXLLIST/IXLLSTC interface description.
<b>Function:</b>	Maps the information returned by an IXLLIST/IXLLSTC dequeue event queue request. The output area(s) indicated by BUFFER or BUFLIST on an IXLLIST/IXLLSTC REQUEST=DEQ_EVENTQ are filled with zero or more entries. Each entry is mapped by EMC and contains the Event Monitor Controls that were dequeued from the user's event queue within the structure. Each such EMC identifies a monitored sublist that was nonempty when the event queue was read.

## IXLYEMC mapping

Table 446. Structure EMC

Offset Dec	Offset Hex	Type	Len	Name (Dim)	Description
0	(0)	STRUCTURE	0	EMC	Event Monitor Controls
0	(0)	CHARACTER	1		Reserved (zero).
1	(1)	BITSTRING	1	EMCCONID	Connection Identifier.
2	(2)	CHARACTER	5		Reserved (zero).
7	(7)	BITSTRING	1	EMC_FLAGS(0)	
	.... .1..			EMC_NOTIFYONEVERY	"X'04'" 1 ==> indicates that an EMC will be queued to the event queue for every list entry added to the sublist (CFLEVEL >= 9) 0 ==> indicates that an EMC will be queued to the event queue for only the first list entry added to the sublist



Table 446. Structure EMC (continued)

Offset Dec	Offset Hex	Type	Len	Name (Dim)	Description
		.... ..1.		EMC_KEYTYPE	"X'02'" 1 ==> indicates that the monitored sublist is for the secondary key specified by field EmcSecondaryKey (CFLEVEL >= 9) 0 ==> indicates that the monitored sublist is for the entry key specified by field EmcListEntryKey
8	(8)	SIGNED	4	EMCLISTNUM	List number of the list header containing the sublist.
12	(C)	CHARACTER	4		Reserved, specify as zero
16	(10)	CHARACTER	32	EMCLISTENTRYKEYS(0)	Entry Key or Secondary key indicated by Emc_KeyType
16	(10)	CHARACTER	32	EMCLISTENTRYKEYBUF(0)	KeyType = B'0'
16	(10)	CHARACTER	16		Reserved, specify as zero
32	(20)	CHARACTER	16	EMCLISTENTRYKEY	KeyType = B'0', List Entry Key of sublist with which the EMC is associated.
16	(10)	CHARACTER	32	EMCSECONDARYKEY	KeyType = B'1', Secondary List Entry Key of sublist with which the EMC is associated.(CFLEVEL >= 9)
48	(30)	CHARACTER	16	EMCUNC	User Notification Controls. The 16 bytes of user data defined when the user registered interest in the monitoring of this sublist.
64	(40)	CHARACTER	1	EMCLISTEND(0)	End Event Monitor Controls
64	(40)	X'40'	0	EMC_LEN	"*-EMC"

Table 447. Cross Reference for IXLYEMC

Name	Offset	Hex	Tag
EMC	0		
EMC_FLAGS	7		
EMC_KEYTYPE	7		2
EMC_LEN	40		40
EMC_NOTIFONEVERY	7		4
EMCCONID	1		
EMCLISTEND	40		
EMCLISTENTRYKEY	20		
EMCLISTENTRYKEYBUF	10		
EMCLISTENTRYKEYS	10		
EMCLISTNUM	8		
EMCSECONDARYKEY	10		
EMCUNC	30		

## IXLYLAA information

### IXLYLAA programming interface information

IXLYLAA is a programming interface.

## IXLYLAA heading information

<b>Common name:</b>	List Answer Area
<b>Macro ID:</b>	IXLYLAA
<b>DSECT name:</b>	LAA
<b>Owning component:</b>	Cross System Extended Services (SCIXL)
<b>Eye-catcher ID:</b>	NONE
<b>Storage attributes:</b>	Subpool: User supplied Key: User supplied Residency: User supplied
<b>Size:</b>	256 bytes LAA -- X'0100' bytes
<b>Created by:</b>	Invoker of IXLLIST/IXLLSTC/IXLLSTE/IXLLSTM service.
<b>Pointed to by:</b>	ANSAREA parameter on IXLLIST/IXLLSTC/IXLLSTE/IXLLSTM
<b>Serialization:</b>	NONE
<b>Function:</b>	Maps the answer area output from IXLLIST/IXLLSTC/IXLLSTE/IXLLSTM requests

## IXLYLAA mapping

Table 448. Structure LAA

Offset Dec	Offset Hex	Type	Len	Name (Dim)	Description
0	(0)	STRUCTURE	0	LAA	List answer area
0	(0)	CHARACTER	12	LAAHEADER(0)	List Answer area header
0	(0)	SIGNED	4	LAALEVEL	Macro level of this version of the IXLYLAA macro
4	(4)	SIGNED	4	LAAOFFSET	Offset from the beginning of the structure (Laa) to the answer area data (LaaData)
8	(8)	SIGNED	4	LAALENGTH	Length of the answer area data
12	(C)	CHARACTER	244	LAADATA(0)	List Answer area data
12	(C)	SIGNED	4	LAARETCODE	Return code. Values are defined in IXLYCON.
16	(10)	SIGNED	4	LAARSNCODE	Reason code. Values are defined in IXLYCON.
<p>LaaOutData contains information returned by the IXLLIST request. Different information is returned for different requests and for different LaaRetcode/LaaRsncode combinations. Use the submapping that is appropriate for the type of request that was issued. Take note of the circumstances under which the data is valid for use.</p>					
20	(14)	CHARACTER	216	LAAOUTDATA(0)	Output data that is unique to the IXLLIST request that was made.
LaaOutData: Monitor Event Queue ACTION=START (CFLEVEL >= 3)					
20	(14)	CHARACTER	148	LAAMNEQ(0)	MONITOR_EVENTQ ACTION=START
20	(14)	CHARACTER	132		Reserved.
152	(98)	CHARACTER	3		Reserved.

Table 448. Structure LAA (continued)

Offset Dec	Offset Hex	Type	Len	Name(Dim)	Description
155	(9B)	BITSTRING .... ...1	1	LAAMNEQ_FLAGS(0) LAAMNEQ_EVENTQUEUED	"X'01'" ON if the user's event queue was in the not-empty state when monitoring was established. Returned when the request completes successfully.
156	(9C)	SIGNED	4	LAAMNEQ_EVENTCNT	Count of number of events (Event Monitor Control objects) queued to user's event queue when monitoring was established. Returned when the request completes successfully.
160	(A0)	CHARACTER	8		Reserved
LaaOutData: Monitor List ACTION=START (CFLEVEL >= 0) Monitor KeyRange ACTION=START (CFLEVEL >= 9)					
20	(14)	CHARACTER	148	LAAMNL(0)	MONITOR_LIST ACTION=START
20	(14)	CHARACTER	132		Reserved.
152	(98)	CHARACTER	2		Reserved.
154	(9A)	BITSTRING	1	LAAMNL_LISTCNTLTTYPE	List Control Type: Returned for successful Monitor_List or Monitor_KeyRange requests. 1 -> When ENTRY is specified for LISTCNTLTTYPE on the IXLCONN macro when the list structure was allocated. LaaMnl_ListCnt expressed in number of list entries. When LaaMnl_ListOppCntValid is ON, LaaMnl_ListOppCnt is expressed in number of data elements. 2 -> When ELEMENT is specified for LISTCNTLTTYPE on the IXLCONN macro when the list structure was allocated. LaaMnl_ListCnt expressed in number of data elements. When LaaMnl_ListOppCntValid is ON, LaaMnl_ListOppCnt is expressed in number of list entries. 0 -> Information not provided by list services.
155	(9B)	BITSTRING .1.. ....	1	LAAMNL_FLAGS(0) LAAMNL_LISTOPPCNTVALID	"X'40'" Opposite List Count Valid indicator. Can be returned when the request completes successfully. Indicates when LaaMnl_ListOppCnt is valid for use
		..1. ....		LAAMNL_SCMINCLUDED	"X'20'" Returned when the request completes successfully. 1 -> The counts of in-use entries and elements residing on the list (see LaaMnl_ListCnt and LaaMnl_ListOppCnt) when monitoring was established includes the number of list entries or elements for the processed list that currently reside in coupling facility real and storage class memory (SCM). 0 -> The counts of in-use entries and elements residing on the list when monitoring was established does not include the number of list entries or elements that currently reside in SCM (if any).

Table 448. Structure LAA (continued)

Offset Dec	Offset Hex	Type	Len	Name (Dim)	Description
		.... ...1		LAAMNL_ENTRYQUEUED	"X'01'" ON if the list or key-range was in the not-empty state when monitoring was established. Returned for successful Monitor_List, MonitorType=NotEmpty requests when the structure is allocated in a level 3 (or greater) coupling facility. Returned for successful Monitor_KeyRange requests when the structure is allocated in a level 9 (or greater) coupling facility. Bit 7.
		.... ...1		LAAMNL_LISTNOTFULL	"X'01'" ON if the list was in the not-full state when monitoring was established. Returned for successful Monitor_List, MonitorType=NotFull requests. Bit 7. (CFLEVEL >= 22)
156	(9C)	SIGNED	4	LAAMNL_LISTCNT	Count of in-use entries or elements residing on the list when monitoring was established. Returned when the request completes successfully. When ENTRY is specified for LISTCNTLTTYPE on the IXLCONN macro when the list structure was allocated, LaaMnl_ListCnt expressed in number of list entries. When ELEMENT is specified for LISTCNTLTTYPE on the IXLCONN macro when the list structure was allocated, LaaMnl_ListCnt expressed in number of data elements.
160	(A0)	CHARACTER	4		Reserved
164	(A4)	SIGNED	4	LAAMNL_LISTOPPCNT	Count of in-use entries or elements residing on the list when monitoring was established. Valid when LaaMnl_ListOppCntValid is ON. When ENTRY is specified for LISTCNTLTTYPE on the IXLCONN macro when the list structure was allocated, LaaMnl_ListOppCnt expressed is in number of data elements. When ELEMENT is specified for LISTCNTLTTYPE on the IXLCONN macro when the list structure was allocated, LaaMnl_ListOppCnt is expressed in number of list entries.
LaaOutData: Monitor Sublist ACTION=START (CFLEVEL >= 3)					
20	(14)	CHARACTER	148	LAAMNSL(0)	MONITOR_SUBLIST ACTION=START
20	(14)	CHARACTER	132		Reserved.
152	(98)	CHARACTER	3		Reserved.
155	(9B)	BITSTRING	1	LAAMNSL_FLAGS(0)	
		.... ...1		LAAMNSL_ENTRYQUEUED	"X'01'" ON if the sublist was in the not-empty state when monitoring was established. Returned when the request completes successfully.
156	(9C)	SIGNED	4	LAAMNSL_EMCCNT	Count of Event Monitor Control (EMC) objects in use by the structure when monitoring was established. Returned when the request completes successfully, or when the request fails because the structure has no more EMCs (rsn=Ix1RsnCodeStrFull)

Table 448. Structure LAA (continued)

Offset Dec	Offset Hex	Type	Len	Name(Dim)	Description
160	(A0)	SIGNED	4	LAAMNSL_MAXEMCCNT	Maximum number of EMCs for the structure. Returned when the request completes successfully, or when the request fails because the structure has no more EMCs (rsn=Ix1RsnCodeStrFull)
164	(A4)	CHARACTER	4		Reserved
LaaOutData: Monitor Sublists (CFLEVEL >= 3)					
20	(14)	CHARACTER	144	LAAMNSLS(0)	MONITOR_SUBLISTS
20	(14)	CHARACTER	132		Reserved.
152	(98)	CHARACTER	2		Reserved.
154	(9A)	SIGNED	2	LAAMNSLS_FAILINDEX	Index of first unprocessed input MSRI (mapped by IXLYMSRI) entry when the request completes prematurely. Premature completion can occur when the request times out (rsn=Ix1RsnCodeTimeout), when the structure has no more EMCs left (rsn=Ix1RsnCodeStrFull), or when an invalid list number is specified in an MSRI (rsn=Ix1RsnCodeBadListNumber).
156	(9C)	SIGNED	4	LAAMNSLS_EMCCNT	Count of Event Monitor Control (EMC) objects in use by the structure when MONITOR_SUBLISTS completed. Returned when the request completes successfully or when it completes prematurely.
160	(A0)	SIGNED	4	LAAMNSLS_MAXEMCCNT	Maximum number of EMCs for the structure. Returned when the request completes successfully or when it completes prematurely.
LaaOutData: Dequeue Event Queue (CFLEVEL >= 3)					
20	(14)	CHARACTER	8	LAADEQ(0)	DEQ_EVENTQ
20	(14)	SIGNED	4	LAADEQ_EMQUEUEDCNT	Number of Event Monitor Control (EMC) objects still queued to the event queue. Returned when the request completes successfully or terminates with EMCs still on the event queue (rsn=Ix1RsnCodeTimeout).
24	(18)	SIGNED	4	LAADEQ_NUMEMCREAD	Number of EMC objects that were dequeued and read. The storage area identified by BUFFER or BUFLIST on the IXLLIST invocation contains the EMCs, which are numbered from one to this count. The EMCs in the storage area are mapped by IXLYEMC. Returned when the request completes successfully or terminates with EMCs still on the event queue (rsn=Ix1RsnCodeTimeout).
LaaOutData: Read Event Monitor Controls (CFLEVEL >= 3)					
20	(14)	CHARACTER	72	LAAREMC(0)	READ_EMCONTROLS Indicated data is returned only when the request completes successfully.
20	(14)	CHARACTER	2		Reserved.
22	(16)	BITSTRING	1	LAAREMC_CONID	Connection identifier of the connector associated with the EMC.
23	(17)	BITSTRING	1	LAAREMC_FLAGS(0)	

Table 448. Structure LAA (continued)

Offset Dec	Offset Hex	Type	Len	Name(Dim)	Description
		.... .1..		LAAREMC_NOTIFYONEVERY	"X'04'" ON ==> indicates that an EMC will be queued to the associated event queue whenever a list entry is added to the sublist and an EMC for the monitored sublist is not already queued to the event queue of the connector OFF ==> indicates that an EMC will be queued to the associated event queue when a list entry is added to the monitored sublist to cause the sublist to transition from empty to non-empty (CFLEVEL >=9)
		.... ..1.		LAAREMC_EMCKEYTYPE	"X'02'" ON ==> if EMC is associated with a sublist for a secondary key. LaaREMC_SecondaryKey is valid. OFF ==> if EMC is associated with a sublist for list entry key. LaaREMC_ListEntryKey is valid (CF level >= 9)
		.... ...1		LAAREMC_EMQUEUED	"X'01'" ON if EMC is queued to event queue of connector identified by ConId.
24	(18)	SIGNED	4	LAAREMC_LISTNUM	List number of the list with which EMC is associated.
28	(1C)	CHARACTER	16	LAAREMC_LISTENTRYKEY	List entry key of sublist with which EMC is associated. Valid when LaaREMC_EmcKeyType = OFF.
44	(2C)	CHARACTER	16	LAAREMC_UNC	User notification control data supplied by connector when this EMC was established to monitor the indicated sublist.
60	(3C)	CHARACTER	32	LAAREMC_SECONDARYKEY	Secondary key of sublist with which EMC is associated. Valid when LaaREMC_EmcKeyType = ON. (CFLEVEL>=9)
LaaOutData: Read Event Queue Controls (CFLEVEL >= 3)					
20	(14)	CHARACTER	16	LAAREQC(0)	READ_EQCONTROLS Indicated data is returned only when the request completes successfully.
20	(14)	CHARACTER	3		Reserved (zeros)
23	(17)	BITSTRING	1	LAAREQC_FLAGS(0)	
		1... ....		LAAREQC_DRIVEEXIT	"X'80'" ON if XES is to drive the connection list transition exit when the user's event queue changes from empty to non-empty.
		.1.. ....		LAAREQC_MONITORINGACTIVE	"X'40'" ON if monitoring is active for this event queue
		..1. ....		LAAREQC_EVENTQUEUEUETYPE	"X'20'" ON = Queue of EMCs that are associated with a sublists for secondary keys, OFF = Queue of EMCs that are associated with sublists for entry keys.(CFLEVEL >= 9)
24	(18)	SIGNED	4	LAAREQC_VECTORINDEX	Vector index associated with the monitored event queue
28	(1C)	SIGNED	4	LAAREQC_EMQUEUEDCNT	Number of Event Monitor Control (EMC) objects queued to the event queue.
32	(20)	SIGNED	4	LAAREQC_EVENTTRAN	Approximate number of empty to non-empty event queue transitions that have occurred.
LaaOutData: Read_LControls (CFLEVEL >= 0)					
20	(14)	CHARACTER	216	LAARLC(0)	READ_LCONTROLS

Table 448. Structure LAA (continued)

Offset Dec	Offset Hex	Type	Len	Name(Dim)	Description
20	(14)	CHARACTER	32	LAARLCLISTDESC	The user specified description of the list. Returned on successful Read_LControls requests
52	(34)	CHARACTER	16	LAARLCLISTAUTH	List authority. Returned on successful Read_LControls requests
68	(44)	SIGNED	4	LAARLCLISTLIMIT(0)	The maximum number of entries or elements which can be placed on the list. Returned on successful Read_LControls requests
68	(44)	SIGNED	4	LAALISTLIMIT	The maximum number of entries or elements which can be placed on the list. Returned on successful Read_LControls requests
72	(48)	SIGNED	4	LAARLCLISTTRAN(0)	Approximate number of empty to non-empty transitions for the list. Returned on successful Read_LControls requests.
72	(48)	SIGNED	4	LAALISTTRAN	Approximate number of empty to non-empty transitions for the list. Returned on successful Read_LControls requests.
76	(4C)	SIGNED	2	LAARCLMICNT(0)	Count of list monitoring information entries (mapped by IXLYLMI) returned. Returned for successful Read_LControls requests. The entries are numbered from 0 to LAALMICNT-1. The first entry (number 0) is not used. The rest of the entries correspond to the connections, e.g. entry 1 corresponds to the connection with ConId=1.
76	(4C)	SIGNED	2	LAALMICNT	Count of list monitoring information entries (mapped by IXLYLMI) returned. Returned for successful Read_LControls requests. The entries are numbered from 0 to LAALMICNT-1. The first entry (number 0) is not used. The rest of the entries correspond to the connections, e.g. entry 1 corresponds to the connection with ConId=1.
78	(4E)	CHARACTER	2		Reserved
80	(50)	SIGNED	4	LAARLCKEYRADDTALLY	Count of the total number of entries added to an established key-range for the list since the structure was allocated (CFLEVEL >= 22)
84	(54)	CHARACTER	16	LAARLCLISTKEY	List controls key value. Returned on successful Read_LControls requests.
100	(64)	CHARACTER	16	LAARLCMAXLISTKEY	List controls maximum list key value. Returned on successful Read_LControls requests.
116	(74)	CHARACTER	16	LAARLCKEYRANGESTART	Key value that specifies the lower or starting value of the Key range being monitored. (CFLEVEL >= 9)
132	(84)	CHARACTER	16	LAARLCKEYRANGEEND	Key value that specifies the upper or ending value of the Key range being monitored. (CFLEVEL >= 9)
148	(94)	SIGNED	4	LAARLCLISTADDTALLY	Count of the total number of entries added to the list since the structure was allocated (CFLEVEL >= 22)

Table 448. Structure LAA (continued)

Offset Dec	Offset Hex	Type	Len	Name(Dim)	Description
152	(98)	SIGNED	4	LAARCLISTOPPCNT	Count of in-use entries or elements residing on the processed list. Valid when LaaRlcListOppCntValid is ON. When LaaRlcListCntlType is set to: 1 -> LaaRlcListOppCnt expressed in number of data elements. 2 -> LaaRlcListOppCnt expressed in number of list entries. This count includes the number of in-use list entries or elements for the processed list that reside in coupling facility real and storage class memory.
156	(9C)	SIGNED	4	LAARCLISTCNT	Count of in-use entries or elements residing on the processed list. See LaaRlcListCntlType to determine whether LaaRlcListCnt is expressed in number of entries or elements. This count includes the number of in-use list entries or elements for the processed list that reside in coupling facility real and storage class memory. Returned for successful Read_LControls requests.
160	(A0)	SIGNED	4	LAARCLISTEMPTYCOUNT	Count of number of list entries that must remain in the list to suppress a not-empty to empty state change. (CFLEVEL >= 9)
164	(A4)	SIGNED	4	LAARCLISTNOTEMPTYCOUNT	Count of number of list entries that must be included in the list before an empty-to-not-empty state change will occur. (CFLEVEL >= 9)
168	(A8)	SIGNED	4	LAARLCKEYRANGEEMPTYCOUNT	Count of the number of list entries that must remain in the Key range to suppress a not-empty to empty state change. (CFLEVEL >= 9)
172	(AC)	SIGNED	4	LAARLCKEYRANGENOTEMPTYCOUNT	Count of the number of list entries that must be included in the key range before an empty-to-not-empty state change will occur. (CFLEVEL >= 9)
176	(B0)	CHARACTER	12	LAARCLISTCURSOR(0)	List cursor. Returned on successful Read_LControls requests. This is a list entry identifier. A value of zero means the list cursor has not been set for the list.
176	(B0)	CHARACTER	12	LAALISTCURSOR	List cursor. Returned on successful Read_LControls requests. This is a list entry identifier. A value of zero means the list cursor has not been set for the list.
188	(BC)	BITSTRING	1	LAARLCFLAGS(0)	Flags
		1... ....		LAACURSORDIR	"X'80'" List cursor direction. 0 -> from head to tail. 1 -> from tail to head. Returned on successful Read_LControls requests. (CFLEVEL >= 1)
		.1.. ....		LAARLCELEMCOUNTIND	"X'40'" Element Count Indicator: 0 -> LaaRlcListLimit and LaaRlcListCnt expressed in number of list entries. 1 -> LaaRlcListLimit and LaaRlcListCnt expressed in number of list elements. Returned for successful Read_LControls requests. (CFLEVEL >= 19)



Table 448. Structure LAA (continued)

Offset Dec	Offset Hex	Type	Len	Name (Dim)	Description
		..1. ....		LAARLCLISTOPPCNTVALID	"X'20'" Opposite List Count (LaaRlcListOppCnt) is valid for use. Can be returned for successful Read_LControls requests.
		...1 ....		LAARLCKRNDELAY	"X'10'" Key-range notification delay control. Returned for successful Read_LControls requests. 0 -> the key-range-notification delay value for the structure is applied when notifying monitoring instances of empty to not-empty state transitions for this list's keyrange. 1 -> the key-range-notification delay value for the structure is not applied when notifying monitoring instances of empty to not-empty state transitions for this list's keyrange. (CFLEVEL >= 22)
		.... 1...		LAARLCLNDELAY	"X'08'" List notification delay control. Returned for successful Read_LControls requests. 0 -> the list notification delay value for the structure is applied when notifying monitoring instances of empty to not-empty state transitions for this list 1 -> the list notification delay value for the structure is not applied when notifying monitoring instances of empty to not-empty state transitions for this list (CFLEVEL >= 22)
189	(BD)	BITSTRING	1	LAARLCLISTCNTLTTYPE	List Control Type: Returned for successful Read_LControls requests. 1 -> When ENTRY is specified for LISTCNTLTTYPE on the IXLCONN macro when the list structure was allocated. LaaRlcListLimit and LaaRlcListCnt expressed in number of list entries. 2 -> When ELEMENT is specified for LISTCNTLTTYPE on the IXLCONN macro when the list structure was allocated. LaaRlcListLimit and LaaRlcListCnt expressed in number of data elements. 0 -> Information not provided by list services.
190	(BE)	CHARACTER	46		Reserved
LaaOutData: Read_StrCounts (CFLEVEL >= 0)					
20	(14)	CHARACTER	28	LAARSTC(0)	READ_STRCOUNTS
20	(14)	SIGNED	4	LAARSTCLISTLOCKENTRIES	Number of lock entries for the list structure.
24	(18)	SIGNED	4	LAARSTCLISTELEMENTCOUNT	Number of data elements in use for the structure. This count includes the number of data elements for the structure that currently reside in coupling facility real and storage class memory.
28	(1C)	SIGNED	4	LAARSTCMAXELEMENTCOUNT	Number of data elements allocated to the structure in coupling facility real storage
32	(20)	SIGNED	4	LAARSTCLISTENTRYCOUNT	Number of entries in use for the list structure. This count includes the number of list entries for the structure that currently reside in coupling facility real and storage class memory.

Table 448. Structure LAA (continued)

Offset Dec	Offset Hex	Type	Len	Name(Dim)	Description
36	(24)	SIGNED	4	LAARSTCMAXENTRYCOUNT	Number of entries allocated to the structure in coupling facility real storage
40	(28)	SIGNED	4	LAARSTCLISTEMCCOUNT	Number of Event Monitor Controls objects in use for this structure. Applicable only to keyed list structure.
44	(2C)	SIGNED	4	LAARSTCMAXEMCCOUNT	Maximum possible number of Event Monitor Controls objects in the structure. Applicable only to keyed list structure.
LaaOutData: Other requests					
20	(14)	CHARACTER	216	LAAOUTOTHER(0)	Other requests
20	(14)	CHARACTER	64	LAALCTL(0)	List entry controls, mapped by IXLYLCTL. These are returned for READ, WRITE, MOVE, and DELETE whenever the request completes successfully. These are also returned for the following requests for the following failure conditions: READ: because of list number, version number or key comparison failure, or because the buffer is too small to contain the entry being read WRITE: because of list number, version number or key comparison failure, or because the specified entry name or entryID was not unique which prevented the creation of a new entry. The returned controls are for the allocated entry for which the name or ID conflict exists. MOVE: because of list number, version number or key comparison failure, or because the buffer is too small to contain the entry being read, or because the specified entry name or entryID was not unique which prevented the creation of a new entry. The returned controls are for the allocated entry for which the name or ID conflict exists. DELETE: because of a list number, version number or key comparison failure READ_LIST: because of a listnumber comparison failure, or because the buffer is too small to contain the first entry being read or, because the request completed prematurely - the controls are for the first unprocessed entry. READ_MULT: because the buffer is too small to contain the first entry being read MOVE_ENTRYLIST: because of a list number, version number or key comparison failure DELETE_LIST: because of a list number comparison failure or because the request completed prematurely (the controls are for the first unprocessed entry). DELETE_ENTRYLIST: because of a list number, version number of key comparison failure

Table 448. Structure LAA (continued)

Offset Dec	Offset Hex	Type	Len	Name(Dim)	Description
20	(14)	CHARACTER	32	LAALISTDESC	The user specified description of the list. Returned on successful READ_LCONTROLS requests and on READ, READ_LIST, READ_MULT, WRITE, WRITE_LCONTROLS, MOVE, DELETE, DELETE_MULT, and DELETE_ENTRYLIST requests when the request fails because of an authority mismatch.
52	(34)	CHARACTER	16	LAALISTAUTH	List authority. Returned on successful READ_LCONTROLS requests and on READ, READ_LIST, READ_MULT, WRITE, WRITE_LCONTROLS, MOVE, DELETE, DELETE_MULT, and DELETE_ENTRYLIST requests when the request fails because of an authority mismatch.
68	(44)	SIGNED	4	LAALISTFULLLIMIT	The maximum number of entries or elements which can be placed on the designated target list. Returned when the list designated as the target of a MOVE, MOVE_ENTRYLIST or WRITE request cannot accommodate more entries or elements (rsn=Ix1RsnCodeListFull). See LaaListCntlType to determine whether LaaListFullLimit is expressed in number of entries or elements (CFLEVEL >= 22)
72	(48)	SIGNED	4	LAALISTFULLCNT	Count of in-use entries or elements residing on the designated target list. Returned when the list designated as the target of a MOVE, MOVE_ENTRYLIST or WRITE request cannot accommodate more entries or elements (rsn=Ix1RsnCodeListFull). See LaaListCntlType to determine whether LaaListFullCnt is expressed in number of entries or elements. This count includes the number of list entries or elements for the processed list that currently reside in coupling facility real and storage class memory. (CFLEVEL >= 22)
76	(4C)	CHARACTER	8		Reserved
84	(54)	CHARACTER	64	LAARLMLCTL(0)	List entry controls, mapped by IXLYLCTL. These are returned for READ_LIST and READ_MULT requests specifying TYPE=ECONTROLS which either complete successfully or prematurely. The controls correspond to the first processed entry.
84	(54)	CHARACTER	16	LAALISTKEY	List controls key value. Returned on successful READ_LCONTROLS requests and on WRITE and MOVE requests which fail because the maximum list key value would be exceeded. Only returned for structures allocated on level 1 or greater coupling facilities.
100	(64)	CHARACTER	16	LAAMAXLISTKEY	List controls maximum list key value. Returned on successful READ_LCONTROLS requests and on WRITE and MOVE requests which fail because the maximum list key value would be exceeded. Only returned for structures allocated on level 1 or greater coupling facilities.
116	(74)	CHARACTER	32		Reserved

Table 448. Structure LAA (continued)

Offset Dec	Offset Hex	Type	Len	Name(Dim)	Description
148	(94)	SIGNED	4	LAATOTALCNT	Total count of in-use entries in the list structure. This count includes the number of list entries for the structure that currently reside in coupling facility real and storage class memory. Returned for successful READ, WRITE, MOVE, and DELETE requests.
152	(98)	SIGNED	4	LAATOTALELECNT	Total count of in-use elements in the list structure. This count includes the number of list elements for the structure that currently reside in coupling facility real and storage class memory. Returned for successful READ, WRITE, MOVE, and DELETE requests.
156	(9C)	SIGNED	4	LAAListCNT(0)	Count of in-use entries or elements residing on the processed list. See LAAListCntType to determine whether LAAListCnt is expressed in number of entries or elements. This count includes the number of list entries or elements for the processed list that currently reside in coupling facility real and storage class memory. Returned for successful READ, WRITE, MOVE, DELETE, and READ_LCONTROLS requests. For MOVE requests this field reflects the target list.
156	(9C)	SIGNED	4	LAAREADCNT(0)	Count of entries read by READ_LIST or READ_MULT. Returned for both successful and premature request completion.
156	(9C)	SIGNED	4	LAADELCNT(0)	Count of entries deleted by DELETE_MULT, DELETE_ENTRYLIST, or DELETE_LIST. Returned for both successful and premature request completion, and on DELETE_ENTRYLIST when it fails because an entry does not exist or because of an invalid index value, OR because the list number, version number or key comparison failed.
156	(9C)	SIGNED	4	LAAMOVECNT	Count of entries moved or successfully processed. Returned on successful completion of a MOVE_ENTRYLIST request. Also returned for a MOVE_ENTRYLIST when the request completes prematurely, OR the request fails because the list entry does not exist, OR because the index is not valid, OR because the target list number is not valid, OR because the list number, version number or key comparison failed, OR because the list is full. (CFLEVEL 9)
160	(A0)	SIGNED	2	LAAFAILINDEX	Index into ENTRYIDLIST or NAMELIST supplied to a DELETE_ENTRYLIST or MOVE_ENTRYLIST indicating either: the index of the list entry which does not exist, OR the index of the first unprocessed entry when the request completed prematurely or failed due to an invalid index value OR the index of the list entry which encountered a version number, list number or key comparison failure.
162	(A2)	CHARACTER	1	LAAFULLDIAG	Diagnostic information provided when the request cannot be completed because the structure is full.

Table 448. Structure LAA (continued)

Offset Dec	Offset Hex	Type	Len	Name(Dim)	Description
163	(A3)	BITSTRING	1	LAACONID	Connection ID of the connection holding the lock, or zeros if no connection holds the lock. Returned for HELDBY locking operations, whenever LOCKCOMP is specified, or whenever a LOCKMODE of COND is specified and the lock is not already appropriately held or not held as is required for successful request completion. Also returned for unconditional SET and NOTHELD operations which fail because the lock is held by a failed persistent connection and for RESET operations when LOCKCOMP is omitted and the request fails because the lock is not held by the invoking connection. Also returned for TEST operations when the lock is not held by the specified connection and for READNEXT operations.
164	(A4)	SIGNED	4	LAALOCKINDEX	The index of the lock found for a request specifying a LOCKOPER value of READNEXT. If the request completed prematurely this is the index of the next lock to be processed.
168	(A8)	CHARACTER	20	LAARESTARTTOKENAREA(0)	Area containing output restart tokens
168	(A8)	CHARACTER	20	LAARESTOKENAREA(0)	Area containing standard restart token
168	(A8)	CHARACTER	8	LAARESTOKEN	Request restart token. Returned on READ_MULT and DELETE_MULT requests which complete prematurely. Valid for connectors that specify ALLOWAUTO=NO on their IXLCONN invocation.
176	(B0)	CHARACTER	12		Unused
168	(A8)	CHARACTER	20	LAAEXTRESTOKENAREA(0)	Area containing extended restart token
168	(A8)	CHARACTER	16	LAAEXTRESTOKEN	Request extended restart token. Returned on READ_MULT and DELETE_MULT requests which complete prematurely. Valid for connectors that specify ALLOWAUTO=YES on their IXLCONN invocation.
184	(B8)	CHARACTER	4		Reserved
188	(BC)	BITSTRING	1	LA AFLAGS1(0)	Flags
		1... ..		LAALISTOPPCNTVALID	"X'80'" Opposite List Count Valid indicator. Can be returned for successful READ, WRITE, MOVE and DELETE requests. Indicates when LaaListOppCnt is valid for use
		.1... ..		LAAENTRYCREATED	"X'40'" The request created a new entry. Returned on successful WRITE requests and successful MOVE requests when DATAOPER=WRITE is specified. Only returned for structures allocated on level 1 or greater coupling facilities.

Table 448. Structure LAA (continued)

Offset Dec	Offset Hex	Type	Len	Name(Dim)	Description
189	(BD)	BITSTRING	1	LAALISTCNTLTYPE	List Control Type: Returned for successful READ, WRITE, MOVE and DELETE requests. Also returned when the list designated as the target of a MOVE, MOVE_ENTRYLIST or WRITE request cannot accommodate more entries or elements (rsn=Ix1RsnCodeListFull). 1 -> When ENTRY is specified for LISTCNTLTYPE on the IXLCONN macro when the list structure was allocated. For successful requests, LaaListCnt is expressed in number of list entries. When LaaListOppCntValid is ON, LaaListOppCnt is expressed in number of data elements. 2 -> When ELEMENT is specified for LISTCNTLTYPE on the IXLCONN macro when the list structure was allocated. For successful requests, LaaListCnt is expressed in number of data elements. When LaaListOppCntValid is ON, LaaListOppCnt is expressed in number of list entries. 0 -> Information not provided by list services.
190	(BE)	CHARACTER	2		Reserved
192	(C0)	CHARACTER	32	LAASECONDARYKEY	Secondary Key - this is returned for WRITE, MOVE, and DELETE whenever the request completes successfully. These are also returned for the following requests for the following failure conditions: READ: because of list number, version number or key comparison failure, or because the buffer is too small to contain the entry being read WRITE: because of list number, version number or key comparison failure, or because the specified entryID was not unique which prevented the creation of a new entry. MOVE: because of list number, version number or key comparison failure DELETE: because of a list number, version number or key comparison failure READ_LIST: because of a list number comparison failure, or because the buffer is too small to contain the first entry being read READ_MULT: because the buffer is too small to contain the first entry being read MOVE_ENTRYLIST: because of a list number, version number or key comparison failure DELETE_LIST: because of a list number comparison failure, or because the request completed prematurely DELETE_ENTRYLIST: because of a list number, version number of key comparison failure
224	(E0)	SIGNED	4	LAALISTOPPCNT	Count of in-use entries or elements residing on the processed list. Valid when LaaListOppCntValid is ON. When LaaListCntlType is set to: 1 -> LaaListOppCnt expressed in number of data elements. 2 -> LaaListOppCnt expressed in number of list entries. This count includes the number of list entries or elements for the processed list that currently reside in coupling facility real and storage class memory. Returned for successful READ, WRITE, MOVE and DELETE requests. For MOVE requests this field reflects the target list.

Table 448. Structure LAA (continued)

Offset Dec	Offset Hex	Type	Len	Name (Dim)	Description
228	(E4)	CHARACTER	4		Reserved
232	(E8)	SIGNED	4	LAASUSPENDTIME	Suspend time for request (microseconds). Will be zero if the request was not suspended or if the support for suspend time computation is not installed.
Fields reserved for system use					
236	(EC)	CHARACTER	20	LAARSVD(0)	Reserved
236	(EC)	CHARACTER	4	LAARSVD1	Reserved for system use
240	(F0)	CHARACTER	16	LAARSVD2	Reserved for system use
256	(100)	CHARACTER	1	LAAEND(0)	End IXLLIST answer area
256	(100)	X'100'	0	LAAMAXSIZELEVEL0	"256" Maximum size in bytes of LAA at macro level 0.
256	(100)	X'0'	0	LAALEVEL#	"0" Macro level number
256	(100)	X'0'	0	LAALEVELNUM	"0" Macro level number
256	(100)	X'100'	0	LAA_LEN	"*-LAA"

Table 449. Cross Reference for IXLYLAA

Name	Offset	Hex	Tag
LAA	0		
LAA_LEN	100		100
LAACONID	A3		
LAACURSORDIR	BC		80
LAADATA	C		
LAADLCNT	9C		
LAADEQ	14		
LAADEQ_EMCQUEUEDCNT	14		
LAADEQ_NUMEMCREAD	18		
LAAEND	100		
LAAENTRYCREATED	BC		40
LAAEXTRESTOKEN	A8		
LAAEXTRESTOKENAREA	A8		
LAAFALINDEX	A0		
LAAFLAGS1	BC		
LAAFULLDIAG	A2		
LAAHEADER	0		
LAAMAXSIZELEVEL0	100		100
LAACTL	14		
LAALENGTH	8		
LAALEVEL	0		
LAALEVEL#	100		0
LAALEVELNUM	100		0

Table 449. Cross Reference for IXLYLAA (continued)

Name	Offset	Hex Tag
LAALISTAUTH	34	
LAALISTCNT	9C	
LAALISTCNTLTYPE	BD	
LAALISTCURSOR	B0	
LAALISTDESC	14	
LAALISTFULLCNT	48	
LAALISTFULLLIMIT	44	
LAALISTKEY	54	
LAALISTLIMIT	44	
LAALISTOPPCNT	E0	
LAALISTOPPCNTVALID	BC	80
LAALISTTRAN	48	
LAALMICNT	4C	
LAALOCKINDEX	A4	
LAAMAXLISTKEY	64	
LAAMNEQ	14	
LAAMNEQ_EVENTCNT	9C	
LAAMNEQ_EVENTQUEUED	9B	1
LAAMNEQ_FLAGS	9B	
LAAMNL	14	
LAAMNL_ENTRYQUEUED	9B	1
LAAMNL_FLAGS	9B	
LAAMNL_LISTCNT	9C	
LAAMNL_LISTCNTLTYPE	9A	
LAAMNL_LISTNOTFULL	9B	1
LAAMNL_LISTOPPCNT	A4	
LAAMNL_LISTOPPCNTVALID	9B	40
LAAMNL_SCMINCLUDED	9B	20
LAAMNSL	14	
LAAMNSL_EMCCNT	9C	
LAAMNSL_ENTRYQUEUED	9B	1
LAAMNSL_FLAGS	9B	
LAAMNSL_MAXEMCCNT	A0	
LAAMNSLS	14	
LAAMNSLS_EMCCNT	9C	
LAAMNSLS_FAILINDEX	9A	
LAAMNSLS_MAXEMCCNT	A0	
LAAMOVECNT	9C	
LAAOFFSET	4	



Table 449. Cross Reference for IXLYLAA (continued)

Name	Offset	Hex Tag
LAAOUTDATA	14	
LAAOUTOTHER	14	
LAAREADCNT	9C	
LAAREMC	14	
LAAREMC_CONID	16	
LAAREMC_EMCKEYTYPE	17	2
LAAREMC_EMQUEUED	17	1
LAAREMC_FLAGS	17	
LAAREMC_LISTENTRYKEY	1C	
LAAREMC_LISTNUM	18	
LAAREMC_NOTIFYONEVERY	17	4
LAAREMC_SECONDARYKEY	3C	
LAAREMC_UNC	2C	
LAAREQC	14	
LAAREQC_DRIVEEXIT	17	80
LAAREQC_EMQUEUEDCNT	1C	
LAAREQC_EVENTQUEUEUETYPE	17	20
LAAREQC_EVENTTRAN	20	
LAAREQC_FLAGS	17	
LAAREQC_MONITORINGACTIVE	17	40
LAAREQC_VECTORINDEX	18	
LAARESTARTTOKENAREA	A8	
LAARESTOKEN	A8	
LAARESTOKENAREA	A8	
LAARETCODE	C	
LAARLC	14	
LAARLCCELEMCOUNTIND	BC	40
LAARLCFLAGS	BC	
LAARLCKEYRADDTALLY	50	
LAARLCKEYRANGEEMPTYCOUNT	A8	
LAARLCKEYRANGEEND	84	
LAARLCKEYRANGENOTEMPTYCOUNT	AC	
LAARLCKEYRANGESTART	74	
LAARLCRNDelay	BC	10
LAARLCListADDTALLY	94	
LAARLCListAUTH	34	
LAARLCListCNT	9C	
LAARLCListCNTLTYPE	BD	
LAARLCListCURSOR	B0	

Table 449. Cross Reference for IXLYLAA (continued)

Name	Offset	Hex Tag
LAARLCLISTDESC	14	
LAARLCLISTEMPTYCOUNT	A0	
LAARLCLISTKEY	54	
LAARLCLISTLIMIT	44	
LAARLCLISTNOTEMPTYCOUNT	A4	
LAARLCLISTOPPCNT	98	
LAARLCLISTOPPCNTVALID	BC	20
LAARLCLISTTRAN	48	
LAARLCLMICNT	4C	
LAARLCLNDELAY	BC	8
LAARLCMAXLISTKEY	64	
LAARLRMLCTLS	54	
LAARSNCODE	10	
LAARSTC	14	
LAARSTCLISTELEMENTCOUNT	18	
LAARSTCLISTEMCCOUNT	28	
LAARSTCLISTENTRYCOUNT	20	
LAARSTCLISTLOCKENTRIES	14	
LAARSTCMAXELEMENTCOUNT	1C	
LAARSTCMAXEMCCOUNT	2C	
LAARSTCMAXENTRYCOUNT	24	
LAARSVD	EC	
LAARSVD1	EC	
LAARSVD2	F0	
LAASECONDARYKEY	C0	
LAASUSPENDTIME	E8	
LAATOTALCNT	94	
LAATOTALELECNT	98	

## IXLYLCTL information

### IXLYLCTL programming interface information

IXLYLCTL is a programming interface.

### IXLYLCTL heading information

**Common name:** List Entry Controls mapping

**Macro ID:** IXLYLCTL

**DSECT name:** LCTL

**Owning component:** Cross System Extended Services (SCIXL)

**Eye-catcher ID:** NONE

**Storage attributes:** Subpool: User specified  
Key: User specified  
Residency: User specified

**Size:** 64 bytes  
LCTL -- X'0040' bytes

**Created by:** Storage area created by IXLLIST invoker  
Data fields set by IXLLIST service routine

**Pointed to by:** ANSAREA, BUFFER or BUFLIST

**Serialization:** See BUFFER/BUFLIST parameter requirements on the IXLLIST interface description.

**Function:** Maps the list entry controls returned in the IXLLIST answer area specified by ANSAREA, and also maps the list entry controls returned in the area(s) specified by BUFFER or BUFLIST for an IXLLIST READ\_LIST or READ\_MULT request when list entry controls were requested.

## IXLYLCTL mapping

Table 450. Structure LCTL

Offset Dec	Offset Hex	Type	Len	Name (Dim)	Description
0	(0)	STRUCTURE	0	LCTL	List Entry Controls
0	(0)	CHARACTER	32	LCTLNONMKY(0)	Subset of list entry controls which are always valid
0	(0)	BITSTRING	1	LCTLELEMNUM	List entry size expressed as the number of elements in the entry
1	(1)	CHARACTER	7		Reserved
8	(8)	SIGNED	4	LCTLLISTNUM	The number of the list on which the list entry resides
12	(C)	CHARACTER	12	LCTLENTYID	List entry identifier
24	(18)	CHARACTER	8	LCTLVERSION	List entry version number
32	(20)	CHARACTER	16	LCTLNAME(0)	List entry name. Only meaningful if the structure supports names.
32	(20)	CHARACTER	16	LCTLKEY	List entry key. Only meaningful if the structure supports keys.
48	(30)	CHARACTER	16		Reserved
64	(40)	CHARACTER	1	LCTLEND(0)	End of List Entry Controls
64	(40)	X'40'	0	LCTL_LEN	"*-LCTL"

Table 451. Cross Reference for IXLYLCTL

Name	Offset	Hex Tag
LCTL	0	
LCTL_LEN	40	40
LCTLELEMNUM	0	

Table 451. Cross Reference for IXLYLCTL (continued)

Name	Offset	Hex Tag
LCTLEND	40	
LCTLENTYID	C	
LCTLKEY	20	
LCTLLISTNUM	8	
LCTLNAME	20	
LCTLNONMKY	0	
LCTLVERSION	18	

## IXLYLEPL information

### IXLYLEPL programming interface information

IXLYLEPL is a programming interface.

### IXLYLEPL heading information

<b>Common name:</b>	List Transition Exit Parameter List
<b>Macro ID:</b>	IXLYLEPL
<b>DSECT name:</b>	LEPL
<b>Owning component:</b>	Cross System Extended Services (SCIXL)
<b>Eye-catcher ID:</b>	NONE
<b>Storage attributes:</b>	Subpool: 205 Key: 0 Residency: Above 16 MB in virtual storage.
<b>Size:</b>	LEPL -- X'0040' bytes
<b>Created by:</b>	IXLX1LTE
<b>Pointed to by:</b>	R1 points to a word which contains the address of the LEPL on entry to the list transition exit.
<b>Serialization:</b>	None required
<b>Function:</b>	Mapping of parameter list of list transition exit interface to user of XES.

### IXLYLEPL mapping

Table 452. Structure LEPL

Offset Dec	Offset Hex	Type	Len	Name (Dim)	Description
0	(0)	STRUCTURE	0	LEPL	List transition exit parm list
0	(0)	CHARACTER	24	LEPLCONNINFOTARGET(0)	This section contains information about the connector whose List Transition Exit has been driven.
0	(0)	CHARACTER	16	LEPLCONTOKEN	Connect token of the connector whose List Transition Exit has been driven.

Table 452. Structure LEPL (continued)

Offset Dec	Offset Hex	Type	Len	Name (Dim)	Description
16	(10)	BITSTRING	8	LEPLCONDATA	Connect-time data of the connector whose List Transition Exit has been driven.
24	(18)	CHARACTER	4	LEPLCONNINFOSUBJECT(0)	This section contains information about the event presented to the connector.
24	(18)	SIGNED	2	LEPLEVENT	Event code, see below
26	(1A)	SIGNED	2		Reserved
28	(1C)	CHARACTER	12	LEPLVECTORTOKEN	Vector Token
40	(28)	CHARACTER	24		Reserved
40	(28)	X'1'	0	LEPLLISTTRANS	"1" Structure Event: At least one of the following events has occurred in the structure to which the user is connected: - A list header, list key-range or user event queue monitored by the connector has transitioned from an empty to non-empty state or - A list monitored by the connector for non-full state has transitioned from a full to non-full state or - a list entry has been added to a list or key-range, the non-empty threshold is exceeded and the connector registered for NOTIFICATION=EVERY monitoring
40	(28)	X'40'	0	LEPL_LEN	"*-LEPL"

Table 453. Cross Reference for IXLYLEPL

Name	Offset	Hex	Tag
LEPL	0		
LEPL_LEN	28		40
LEPLCONDATA	10		
LEPLCONNINFOSUBJECT	18		
LEPLCONNINFOTARGET	0		
LEPLCONTOKEN	0		
LEPLEVENT	18		
LEPLLISTTRANS	28		1
LEPLVECTORTOKEN	1C		

## IXLYLMI information

### IXLYLMI programming interface information

IXLYLMI is a programming interface.

### IXLYLMI heading information

<b>Common name:</b>	List Monitoring Information
<b>Macro ID:</b>	IXLYLMI
<b>DSECT name:</b>	LMI
<b>Owning component:</b>	Cross System Extended Services (SCIXL)

**Eye-catcher ID:** NONE

**Storage attributes:** Subpool: User specified  
Key: User specified  
Residency: User specified

**Size:** 8 bytes  
LMI -- X'0008' bytes  
KRMI -- X'0008' bytes

**Created by:** Storage area created by IXLLIST/IXLLSTC invoker  
Data fields set by IXLLIST/IXLLSTC service routine

**Pointed to by:** BUFFER or BUFLIST

**Serialization:** See BUFFER/BUFLIST parameter requirements on the IXLLIST/IXLLSTC interface description.

**Function:** Maps the list monitoring information for a connection identifier returned from a READ\_LCONTROLS request. Also maps the Keyrange monitoring information for a connection identifier returned from a READ\_LCONTROLS request from a CF with CFLEVEL >= 9. The IXLYLAA LAALMICNT field contains the count of list monitoring information entries returned and the count of Keyrange monitoring information entries returned from a CF with CFLEVEL >=9. The list monitoring entries are numbered from from 0 to LAALMICNT-1. The Keyrange monitoring entries, if returned, are also numbered from 0 to LAALMICNT-1, and follow the list monitoring information entries. LAALMICNT is one greater than the user limit returned in ConaCFacilityUserLimit at time of connect (IXLCONN). The first entry (number 0) of both the list monitoring information entries and the Keyrange monitoring information entries is not used. The rest of the entries correspond to the connections, e.g. entry number 1 corresponds to the connection with ConId=1.

## IXLYLMI mapping

Table 454. Structure LMI

Offset Dec	Offset Hex	Type	Len	Name (Dim)	Description
0	(0)	STRUCTURE	0	LMI	List Monitoring information
0	(0)	BITSTRING	1	LMIFLAGS(0)	Bit level fields
		1... ....		LMILMACTIVE	"X'80'" List monitoring active bit: 0 ==> The associated connection is not monitoring the list 1 ==> The associated connection is monitoring the list

Table 454. Structure LMI (continued)

Offset Dec	Offset Hex	Type	Len	Name(Dim)	Description
		.1... ....		LMIDRIVEEXIT	"X'40'" List transition exit bit: This bit is only meaningful if the LmiLMActive bit is set. 0 ==> The list transition exit for the associated connection will not be driven on list state transitions. 1 ==> The list transition exit for the associated connection will be driven on empty to non- empty list state transitions or on full to not-full list state transitions. See LmiMonitorType to determine what type of transitions this monitoring registration represents
		..1. ....		LMINOTIFYONEVERY	"X'20'" Notification Type bit: This bit is only meaningful if the LmiLMActive bit is set. 0 = indicates that the index identified by LmiVectorIndex is updated whenever the list state transitions from the not-empty state to empty and when the list state transitions from empty state to not-empty state. 1 = indicates that the index identified by LmiVectorIndex is updated whenever the list state transitions from the not-empty state to empty state and every time a list entry is added to the list and the list not-empty threshold count is exceeded (CFLEVEL >=22)
		...1 ....		LMIMONITORTYPE	"X'10'" Monitor Type bit: This bit is only meaningful if the LmiLMActive bit is set. 0 = the list is being monitored for empty/not-empty transitions. 1 = the list is being monitored for full/not-full transitions. (CFLEVEL >=22)
1	(1)	CHARACTER	3		Reserved
4	(4)	SIGNED	4	LMIVECTORINDEX	List notification vector index: The index of the vector entry being used to monitor list state changes for the associated connection.
8	(8)	CHARACTER	1	LMIEND(0)	End List Monitoring Information
8	(8)	X'8'	0	LMI_LEN	"*-LMI"

Table 455. Structure KRMI

Offset Dec	Offset Hex	Type	Len	Name(Dim)	Description
0	(0)	STRUCTURE	0	KRMI	KeyRange Monitoring information (CFLEVEL >=9)
0	(0)	BITSTRING	1	KRMIFLAGS(0)	Bit level fields
		1... ....		KRMILMACTIVE	"X'80'" KeyRange monitoring active bit: 0 ==> The associated connection is not monitoring the Key range 1 ==> The associated connection is monitoring the Key range
		.1... ....		KRMIDRIVEEXIT	"X'40'" KeyRange transition exit bit. This bit is only meaningful if the KrmilMActive bit is set. 0 ==> The Keyrange transition exit for the associated connection will not be driven on empty to non-empty state transitions. 1 ==> The Keyrange transition exit for the associated connection will be driven on empty to non-empty state transitions.

Table 455. Structure KRMI (continued)

Offset Dec	Offset Hex	Type	Len	Name(Dim)	Description
		..1. ....		KRMINOTIFYONEVERY	"X'20'" Notification Type bit: This bit is only meaningful the KrmILMActive bit is set. 0 = indicates that the index identified by KmriVectorIndex is updated whenever the key-range state transitions from the not-empty state to empty state and when the key-range state transitions from empty state to not-empty state 1 = indicates that the index identified by KmriVectorIndex is updated whenever the key-range state transitions from the not-empty state to empty state and every time a list entry is added to the key-range and the key-range not-empty threshold count is exceeded (CFLEVEL >= 22)
1	(1)	CHARACTER	3		Reserved
4	(4)	SIGNED	4	KRMIVECTORINDEX	KeyRange notification vector index: The index of the vector entry being used to monitor Keyrange state changes for the associated connection.
8	(8)	CHARACTER	1	KRMIEND(0)	End KeyRange Monitoring information
8	(8)	X'8'	0	KRMI_LEN	"*-KRMI"

Table 456. Cross Reference for IXLYLMI

Name	Offset	Hex	Tag
KRMI	0		
KRMI_LEN	8		8
KRMIDRIVEEXIT	0		40
KRMIEND	8		
KRMIFLAGS	0		
KRMILMACTIVE	0		80
KRMINOTIFYONEVERY	0		20
KRMIVECTORINDEX	4		
LMI	0		
LMI_LEN	8		8
LMIDRIVEEXIT	0		40
LMIEND	8		
LMIFLAGS	0		
LMILMACTIVE	0		80
LMIMONITORTYPE	0		10
LMINOTIFYONEVERY	0		20
LMIVECTORINDEX	4		



## IXLYLRB information

### IXLYLRB programming interface information

IXLYLRB is a programming interface.

### IXLYLRB heading information

<b>Common name:</b>	Lock Request Block
<b>Macro ID:</b>	IXLYLRB
<b>DSECT name:</b>	LRB
<b>Owning component:</b>	Cross System Extended Services (SCIXL)
<b>Eye-catcher ID:</b>	NONE
<b>Storage attributes:</b>	Subpool: User supplied Key: User supplied Residency: User supplied
<b>Size:</b>	LRB_RELEASE_VER0 -- X'00A0' bytes LRB_RELEASE_VER1 -- X'00F0' bytes
<b>Created by:</b>	IXLLOCK invoker
<b>Pointed to by:</b>	REQBUFFER parameter on IXLLOCK
<b>Serialization:</b>	See REQBUFFER parameter requirements on the IXLLOCK interface description.
<b>Function:</b>	The LRB maps the Lock request blocks provided when the IXLLOCK macro is issued for a PROCESSMUL request.

### IXLYLRB mapping

Table 457. Structure LRB\_RELEASE\_VER0

Offset Dec	Offset Hex	Type	Len	Name (Dim)	Description
0	(0)	STRUCTURE	0	LRB_RELEASE_VER0	IXLLOCK Lock Request Block used for specifying a request to release (i.e. Unlock) a resource and either delete or keep the associated record data element
0	(0)	BITSTRING	1	LRB_XTYPE	LRBs are specified on a request type (Obtain, Alter, Release) basis. When specifying a request using this mapping the user must set this field to the value of LRB_XType_ReleaseVers0
1	(1)	CHARACTER	7		Reserved. Should be initialized to binary zeroes
8	(8)	CHARACTER	64	LRB_XRNAME	Resource Name
72	(48)	SIGNED	4	LRB_XHASHVAL	Hash Value
76	(4C)	CHARACTER	64	LRB_XUDATAVAL	User Data Value

Table 457. Structure LRB\_RELEASE\_VER0 (continued)

Offset Dec	Offset Hex	Type	Len	Name(Dim)	Description
140	(8C)	BITSTRING	1	LRB_XMODE	Mode in which the request should be completed if XES is unable to do so immediately. Valid modes for the type of requests that may be specified for this type of LRB are SYNCEXIT (specify by constant LRB_MODE_SYNCEXIT) or NORESPONSE (Specify by constant LRB_MODE_NORESPONSE). Note, SYNCSPEND and SYNCFAIL mode requests are not supported through the Lock Request Block (LRB) Interface.
141	(8D)	BITSTRING	1		Reserved, should be initialized to binary zeroes
142	(8E)	BITSTRING	1	LRB_XRDATA(0)	Record data options that are to be performed as part of releasing the resource. The record data options that may be validly specified via this type of LRB include Delete the record data entry (Note, this is processed in the same manner as an IXLLOCK REQUEST(RELEASE) RDATA(DELETE) request. Please consult the IXLLOCK macro for more information on this option) or KEEP the record data entry (Note, this is processed in the same manner as an IXLLOCK REQUEST(RELEASE) RDATA(KEEP) UPDATERDATA(NO). The ability to update record data when keeping it is not supported by this version of the LRB. Please consult the IXLLOCK macro for more information on this option). If this field contains a value other than LRB_Rdata_Delete_Mask or LRB_Rdata_Keep_Mask then XES will treat the request as if LRB_RDATA_DELETE_MASK was specified
		..1. ....		LRB_XRDATA_DELETE	"X'20'" When this bit is ON, XES will process this release request similar to an IXLLOCK REQUEST(RELEASE) RDATA(DELETE) request. This bit may be explicitly set to ON or the LRB_RData_Mask constants may be used to set the entire LRB_RData field
		.... .1..		LRB_XRDATA_KEEP	"X'04'" When this bit is ON, XES will process this release request similar to an IXLLOCK REQUEST(RELEASE) RDATA(KEEP) UPDATERDATA(NO) request. This bit may be explicitly set to ON or the LRB_RData_Mask constants may be used to set the entire LRB_RData field
143	(8F)	CHARACTER	5		Reserved, should be initialized to binary zeroes

Table 457. Structure LRB\_RELEASE\_VER0 (continued)

Offset Dec	Offset Hex	Type	Len	Name(Dim)	Description
148	(94)	SIGNED	4	LRB_XRETCODE	Return code from this request. Note any return code that may be received in response to the IXLLOCK request options that are analogous to those specified on this Lock Request Block may also be received in this area. For instance, if the request needs to be completed asynchronously due to contention then this field will contain a warning value (rc=4, with the LRB_RSNCODE set to Ix1RsnCodeAsync). Any return codes that deal with XES's processing of the request buffer as a whole (i.e. processing halted due to inaccessible REQBUFFER storage, etc.) are returned via the Retcode, rsncode parameters on the IXLLOCK interface
152	(98)	SIGNED	4	LRB_XRSNCODE	Similar to the LRB_Retcode field, this area contains the reason code indicating the disposition of the request that was specified via this Lock request Block (LRB)
156	(9C)	CHARACTER	4		Reserved, should be initialized to binary zeroes
156	(9C)	X'A0'	0	LRB_RELEASE_VER0_LEN	"*-LRB_RELEASE_VER0"

Table 458. Structure LRB\_RELEASE\_VER1

Offset Dec	Offset Hex	Type	Len	Name(Dim)	Description
0	(0)	STRUCTURE	0	LRB_RELEASE_VER1	IXLLOCK Lock Request Block version 1.
0	(0)	CHARACTER	160		Mapped by LRB_Release_Ver0
160	(A0)	CHARACTER	16	LRB1_XADUPREQSEQNUM	Asynchronous duplexing request sequence number. A value of zero implies no asynchronous duplexing request sequence number was generated for the request. See the ADupReqSeqNum keyword on the IXLLOCK macro for more information.
176	(B0)	CHARACTER	64		Reserved, should be initialized to binary zeroes
176	(B0)	X'F0'	0	LRB_RELEASE_VER1_LEN	"*-LRB_RELEASE_VER1"

Table 459. Cross Reference for IXLYLRB

Name	Offset	Hex	Tag
LRB_RELEASE_VER0	0		
LRB_RELEASE_VER0_LEN	9C		A0
LRB_RELEASE_VER1	0		
LRB_RELEASE_VER1_LEN	B0		F0
LRB_XHASHVAL	48		
LRB_XMODE	8C		
LRB_XRDATA	8E		
LRB_XRDATA_DELETE	8E		20
LRB_XRDATA_KEEP	8E		4
LRB_XRETCODE	94		
LRB_XRNAME	8		

Table 459. Cross Reference for IXLYLRB (continued)

Name	Offset	Hex Tag
LRB_XRSNCODE	98	
LRB_XTYPE	0	
LRB_XUDATAVAL	4C	
LRB1_XADUPREQSEQNUM	A0	

## IXLYMELI information

### IXLYMELI programming interface information

IXLYMELI is a programming interface.

### IXLYMELI heading information

<b>Common name:</b>	Move EntryList Input
<b>Macro ID:</b>	IXLYMELI
<b>DSECT name:</b>	MELI
<b>Owning component:</b>	Cross System Extended Services (SCIXL)
<b>Eye-catcher ID:</b>	NONE
<b>Storage attributes:</b>	Subpool: User specified Key: User specified Residency: User specified
<b>Size:</b>	MELI1 -- X'0020' bytes MELI2 -- X'0040' bytes MELI3 -- X'0060' bytes
<b>Created by:</b>	Storage area created by IXLLSTM invoker.
<b>Pointed to by:</b>	BUFFER or BUFLIST
<b>Serialization:</b>	See BUFFER/BUFLIST parameter requirements on the IXLLSTM interface description.

**Function:**

Maps the information needed to identify an individual list entry to be moved and/or updated via the IXLSTM REQUEST=MOVE\_ENTRYLIST service.

The storage area(s) indicated by BUFFER or BUFLIST on an IXLSTM REQUEST=MOVE\_ENTRYLIST contain an input array of elements. Each element may be mapped by MELI1, MELI2, or MELI3, and contains the information needed to request moving of a list entry.

The format (and size) of each element is determined by the structure characteristics, and the options specified on the IXLSTM REQUEST=MOVE\_ENTRYLIST. Each element in the array is mapped MELI1 when:

1. The structure does not support keyed entries and VERSIONCOMPARE=NO or VERSIONCOMPARE=YES is specified.
2. The structure does support keyed entries and MOVETOKEY=UNCHANGED, MOVETOSKEY=UNCHANGED with VERSIONCOMPARE=NO or VERSIONCOMPARE=YES specified.
3. The structure does support keyed entries and MOVETOKEY=LISTKEY, MOVETOSKEY=UNCHANGED with VERSIONCOMPARE=NO or VERSIONCOMPARE=YES specified.

Each element in the array is mapped MELI2 when:

1. VERSIONCOMPARE=BYENTRY or MOVETOKEY=TARGETKEY is specified with MOVETOSKEY=UNCHANGED.

Each element in the array is mapped MELI3 when:

1. MOVETOSKEY=TARGETKEY is specified.

**IXLYMELI mapping**

Table 460. Structure MELI1

Offset Dec	Offset Hex	Type	Len	Name (Dim)	Description
0	(0)	STRUCTURE	0	MELI1	Move EntryList Input
0	(0)	CHARACTER	16	MELI1_LIST_ENTRYNAME(0)	List Entry Name - designates the list entry to be moved when ListType=NameList is specified
0	(0)	CHARACTER	12	MELI1_LIST_ENTRYID	List Entry Id - designates the list entry to be moved when ListType=IdList is specified
16	(10)	SIGNED	4	MELI1_TARGET_LISTNUMBER	Target List Number - designates the list number the designated list entry will be moved to
20	(14)	BITSTRING	1	MELI1_FLAGS(0)	Flags0
		1... ....		MELI1_TARGET_DIRECTION	"X'80'" Target direction - partially designates the target position on the list specified by Meli1_Target_ListNumber 0 - HeadToTail 1 - TailToHead
		.1... ....		MELI1_SKEY_TARGET_DIRECTION	"X'40'" Secondary target direction - partially designates the target position on the sublist specified by Meli1_Target_ListNumber and the secondary key of the list entry 0 - HeadToTail 1 - TailToHead

Table 460. Structure MELI1 (continued)

Offset Dec	Offset Hex	Type	Len	Name(Dim)	Description
		..1. ....		MELI1_KEY_POSITION	"X'20'" Key Position - indicates whether the list entry should be moved or should keep its current position on the sublist based on entry key ordering. 0 - Update position, specifies that the list entry should be moved from its current position on the sublist as specified by Meli1_Target_Direction. 1 - Keep position, specifies that the list entry should not be moved but keep its current position based on entry key ordering on the sublist if and only if the list number specified by Meli1_Target_ListNumber matches the current list number that contains the list entry, and the list entry key is not changed by the move operation when MOVETOKEY=UNCHANGED
		...1 ....		MELI1_SKEY_POSITION	"X'10'" SKey Position - indicates whether the list entry should be moved or should keep its current position on the secondary sublist. 0 - Update position, specifies that the list entry should be moved from its current position to a position on the subsidiary sublist as specified by Meli1_SKey_Target_Direction. 1 - Keep position, specifies that the list entry should not be moved but keep its current position based on secondary key ordering on the sublist if and only if the list number specified by Meli1_Target_ListNumber matches the current list number that contains the list entry.
21	(15)	BITSTRING	1	MELI1_FLAGS1(0)	Flags1
		.1.. ....		MELI1_TARGET_LISTLIMIT	"X'40'" Target ListLimit - indicates whether the listlimit set for the target list should be enforced or ignored. 0 - Enforce target list limits, specifies that the move request will be failed if the list limit (list-element count limit or list- entry count limit) are exceeded as a result of moving this entry 1 - Ignore target list limit, specifies that processing of this entry will proceed even if the current listlimit will be exceeded as a result of moving this entry
22	(16)	CHARACTER	10		Reserved
32	(20)	CHARACTER	1	MELI1_END(0)	End of MELI type 1
32	(20)	X'20'	0	MELI1_LEN	"*-MELI1"

Table 461. Structure MELI2

Offset Dec	Offset Hex	Type	Len	Name(Dim)	Description
0	(0)	STRUCTURE	0	MELI2	Move EntryList Input
0	(0)	CHARACTER	16	MELI2_LIST_ENTRYNAME(0)	List Entry Name - designates the list entry to be moved when ListType=NameList is specified
0	(0)	CHARACTER	12	MELI2_LIST_ENTRYID	List Entry Id - designates the list entry to be moved when ListType=IdList is specified
16	(10)	SIGNED	4	MELI2_TARGET_LISTNUMBER	Target List Number - designates the list number the designated list entry will be moved to

Table 461. Structure MELI2 (continued)

Offset Dec	Offset Hex	Type	Len	Name(Dim)	Description
20	(14)	BITSTRING	1	MELI2_FLAGS(0)	Flags
		1... ....		MELI2_TARGET_DIRECTION	"X'80'" Target direction - partially designates the target position on the list specified by Meli2_Target_ListNumber 0 - HeadToTail 1 - TailToHead
		.1... ....		MELI2_SKEY_TARGET_DIRECTION	"X'40'" Secondary target direction - partially designates the target position on the sublist specified by Meli2_Target_ListNumber and the secondary key of the list entry 0 - HeadToTail 1 - TailToHead
		..1. ....		MELI2_KEY_POSITION	"X'20'" Key Position - indicates whether the list entry should be moved or should keep its current position on the sublist based on entry key ordering. 0 - Update position, specifies that the list entry should be moved from its current position on the sublist as specified by Meli2_Target_Key and Meli2_Target_Direction. 1 - Keep position, specifies that the list entry should not be moved but keep its current position based on entry key ordering on the sublist if and only if the list number specified by Meli2_Target_ListNumber matches the current list number that contains the list entry, and the list entry key is not changed by the move operation when MOVETOKEY=UNCHANGED
		...1 ....		MELI2_SKEY_POSITION	"X'10'" SKey Position - indicates whether the list entry should be moved or should keep its current position on the secondary sublist. 0 - Update position, specifies that the list entry should be moved from its current position to a position on the subsidiary sublist as specified by Meli2_SKey_Target_Direction. 1 - Keep position, specifies that the list entry should not be moved but keep its current position based on secondary key ordering on the sublist if and only if the list number specified by Meli2_Target_ListNumber matches the current list number that contains the list entry.
		.... 11..		MELI2_VERSCOMPTYPE	"X'0C'" Version comparison type Designates how the list entry version number is to be compared when VERSIONCOMPARE=BYENTRY is specified on IXLSTM. 00 - No comparison 01 - The version numbers in the list entry must be equal to the version number in Meli2_VersComp. 10 - The version number in the list entry must be greater than or equal to the version number specified in Meli2_VersComp. 11 - The version number in the list entry must be less than or equal to the version number specified in Meli2_VersComp.
		.... ..11		MELI2_VERSUPDATE	"X'03'" Version update - specifies if the entry version number of the moved list entry will be updated. 00 - No update 01 - Decrement version 10 - Increment version 11 - Update version number with Meli2_NewVersion

Table 461. Structure MELI2 (continued)

Offset Dec	Offset Hex	Type	Len	Name (Dim)	Description
21	(15)	BITSTRING .1... ..	1	MELI2_FLAGS1(0) MELI2_TARGET_LISTLIMIT	Flags1 "X'40'" Target ListLimit - indicates whether the listlimit set for the target list should be enforced or ignored. 0 - Enforce target list limits, specifies that the move request will be failed if the list limit (list-element count limit or list- entry count limit) are exceeded as a result of moving this entry 1 - Ignore target list limit, specifies that processing of this entry will proceed even if the current listlimit will be exceeded as a result of moving this entry
22	(16)	CHARACTER	10		Reserved
32	(20)	CHARACTER	8	MELI2_VERSCOMP	Comparative version number specifies the value to be compared to the version number of the designated entry when Meli2_VersCompType is not NONE.
40	(28)	CHARACTER	8	MELI2_NEWVERSION	New version number to be assigned to the list entry when it has been moved to the target list when Meli2_VersUpdate is SET
48	(30)	CHARACTER	16	MELI2_TARGET_KEY	Target List Entry Key - specifies the entry key to be assigned to the list entry when it is moved to the target list. Only valid when MOVETOKEY=TARGETKEY was specified on IXLSTM.
64	(40)	CHARACTER	1	MELI2_END(0)	End of MELI type 2
64	(40)	X'40'	0	MELI2_LEN	"*-MELI2"

Table 462. Structure MELI3

Offset Dec	Offset Hex	Type	Len	Name (Dim)	Description
0	(0)	STRUCTURE	0	MELI3	Move EntryList Input
0	(0)	CHARACTER	12	MELI3_LIST_ENTRYID	List Entry Id - designates the list entry to be moved when ListType=IdList is specified
12	(C)	CHARACTER	4		Reserved
16	(10)	SIGNED	4	MELI3_TARGET_LISTNUMBER	Target List Number - designates the list number the designated list entry will be moved to
20	(14)	BITSTRING 1... ..  .1... ..	1	MELI3_FLAGS(0) MELI3_TARGET_DIRECTION  MELI3_SKEY_TARGET_DIRECTION	Flags "X'80'" Target direction - partially designates the target position on the list specified by Meli3_Target_ListNumber 0 - HeadToTail 1 - TailToHead  "X'40'" Secondary key target direction - partially designates the target position on the sublist specified by Meli3_Target_ListNumber and the secondary key of the list entry 0 - HeadToTail 1 - TailToHead



Table 462. Structure MELI3 (continued)

Offset Dec	Offset Hex	Type	Len	Name(Dim)	Description
	..1. ....			MELI3_KEY_POSITION	"X'20'" Key Position - indicates whether the list entry should be moved or should keep its current position on the sublist based on entry key ordering. 0 - Update position, specifies that the list entry should be moved from its current position on the sublist as specified by Meli3_Target_Key and Meli3_Target_Direction. 1 - Keep position, specifies that the list entry should not be moved but keep its current position based on entry key ordering on the sublist if and only if the list number specified by Meli3_Target_ListNumber matches the current list number that contains the list entry, and the list entry key is not changed by the move operation when MOVETOKEY=UNCHANGED
	.... 11..			MELI3_VERSCOMPTYPE	"X'0C'" Version comparison type Designates how the list entry version number is to be compared when VERSIONCOMPARE=BYENTRY is specified on IXLSTM. 00 - No comparison 01 - The version numbers in the list entry must be equal to the version number in Meli3_VersComp. 10 - The version number in the list entry must be greater than or equal to the version number specified in Meli3_VersComp. 11 - The version number in the list entry must be less than or equal to the version number specified in Meli3_VersComp.
	.... ..11			MELI3_VERSUPDATE	"X'03'" Version update - specifies if the entry version number of the moved list entry will be updated. 00 - No update 01 - Decrement version 10 - Increment version 11 - Update version number with Meli3_NewVersion
21	(15)	BITSTRING	1	MELI3_FLAGS1(0)	Flags1
	.1.. ....			MELI3_TARGET_LISTLIMIT	"X'40'" Target ListLimit - indicates whether the listlimit set for the target list should be enforced or ignored. 0 - Enforce target list limits, specifies that the move request will be failed if the list limit (list-element count limit or list- entry count limit) are exceeded as a result of moving this entry 1 - Ignore target list limit, specifies that processing of this entry will proceed even if the current listlimit will be exceeded as a result of moving this entry
22	(16)	CHARACTER	10		Reserved
32	(20)	CHARACTER	8	MELI3_VERSCOMP	Comparative version number specifies the value to be compared to the version number of the designated entry when Meli3_VersCompType is not NONE.
40	(28)	CHARACTER	8	MELI3_NEWVERSION	New version number to be assigned to the list entry when it has been moved to the target list when Meli3_VersUpdate is SET

Table 462. Structure MELI3 (continued)

Offset Dec	Offset Hex	Type	Len	Name (Dim)	Description
48	(30)	CHARACTER	16	MELI3_TARGET_KEY	Target List Entry Key - specifies the entry key to be assigned to the list entry when it is moved to the target list. Only valid when MOVETOKEY=TARGETKEY was specified on IXLSTM.
64	(40)	CHARACTER	32	MELI3_TARGET_SKEY	Secondary Target List Entry Key - specifies the secondary list key to be assigned to the list entry when it is moved to the target list. Only valid when MOVETOSKEY=TARGETKEY was specified on IXLSTM.
96	(60)	CHARACTER	1	MELI3_END(0)	End of MELI type 3
	.... ....			MELI_DIRECTION_HEADTOTAIL	"B'00000000"
	1... ....			MELI_DIRECTION_TAILTOHEAD	"B'10000000"
	.... ....			MELI_SKEYDIRECTION_HEADTOTAIL	"B'00000000"
	.1.. ....			MELI_SKEYDIRECTION_TAILTOHEAD	"B'01000000"
	.... ....			MELI_KEYPOSITION_UPDATE	"B'00000000"
	..1. ....			MELI_KEYPOSITION_KEEP	"B'00100000"
	.... ....			MELI_SKEYPOSITION_UPDATE	"B'00000000"
	...1 ....			MELI_SKEYPOSITION_KEEP	"B'00010000"
	.... ....			MELI_VERSCOMPTYPE_NONE	"B'00000000"
	.... .1..			MELI_VERSCOMPTYPE_EQUAL	"B'00000100"
	.... 11..			MELI_VERSCOMPTYPE_LESSOREQUAL	"B'00001100"
	.... ....			MELI_VERSUPDATE_NONE	"B'00000000"
	.... ..1			MELI_VERSUPDATE_DECREMENT	"B'00000001"
	.... ..1.			MELI_VERSUPDATE_INCREMENT	"B'00000010"
	.... ..11			MELI_VERSUPDATE_SET	"B'00000011"
	.... ....			MELI_LISTLIMIT_ENFORCE	"B'00000000"
	.1.. ....			MELI_LISTLIMIT_IGNORE	"B'01000000"
96	(60)	X'60'	0	MELI3_LEN	"*-MELI3"

Table 463. Cross Reference for IXLYMELI

Name	Offset	Hex Tag
MELI_DIRECTION_HEADTOTAIL	60	0
MELI_DIRECTION_TAILTOHEAD	60	80
MELI_KEYPOSITION_KEEP	60	20
MELI_KEYPOSITION_UPDATE	60	0
MELI_LISTLIMIT_ENFORCE	60	0
MELI_LISTLIMIT_IGNORE	60	40
MELI_SKEYDIRECTION_HEADTOTAIL	60	0
MELI_SKEYDIRECTION_TAILTOHEAD	60	40
MELI_SKEYPOSITION_KEEP	60	10
MELI_SKEYPOSITION_UPDATE	60	0

Table 463. Cross Reference for IXLYMELI (continued)

Name	Offset	Hex Tag
MELI_VERSCOMPTYPE_EQUAL	60	4
MELI_VERSCOMPTYPE_LESOREQUAL	60	C
MELI_VERSCOMPTYPE_NONE	60	0
MELI_VERSUPDATE_DECREMENT	60	1
MELI_VERSUPDATE_INCREMENT	60	2
MELI_VERSUPDATE_NONE	60	0
MELI_VERSUPDATE_SET	60	3
MELI1	0	
MELI1_END	20	
MELI1_FLAGS	14	
MELI1_FLAGS1	15	
MELI1_KEY_POSITION	14	20
MELI1_LEN	20	20
MELI1_LIST_ENTRYID	0	
MELI1_LIST_ENTRYNAME	0	
MELI1_SKEY_POSITION	14	10
MELI1_SKEY_TARGET_DIRECTION	14	40
MELI1_TARGET_DIRECTION	14	80
MELI1_TARGET_LISTLIMIT	15	40
MELI1_TARGET_LISTNUMBER	10	
MELI2	0	
MELI2_END	40	
MELI2_FLAGS	14	
MELI2_FLAGS1	15	
MELI2_KEY_POSITION	14	20
MELI2_LEN	40	40
MELI2_LIST_ENTRYID	0	
MELI2_LIST_ENTRYNAME	0	
MELI2_NEWVERSION	28	
MELI2_SKEY_POSITION	14	10
MELI2_SKEY_TARGET_DIRECTION	14	40
MELI2_TARGET_DIRECTION	14	80
MELI2_TARGET_KEY	30	
MELI2_TARGET_LISTLIMIT	15	40
MELI2_TARGET_LISTNUMBER	10	
MELI2_VERSCOMP	20	
MELI2_VERSCOMPTYPE	14	C
MELI2_VERSUPDATE	14	3
MELI3	0	

Table 463. Cross Reference for IXLYMELI (continued)

Name	Offset	Hex	Tag
MELI3_END	60		
MELI3_FLAGS	14		
MELI3_FLAGS1	15		
MELI3_KEY_POSITION	14		20
MELI3_LEN	60		60
MELI3_LIST_ENTRYID	0		
MELI3_NEWVERSION	28		
MELI3_SKEY_TARGET_DIRECTION	14		40
MELI3_TARGET_DIRECTION	14		80
MELI3_TARGET_KEY	30		
MELI3_TARGET_LISTLIMIT	15		40
MELI3_TARGET_LISTNUMBER	10		
MELI3_TARGET_SKEY	40		
MELI3_VERSCOMP	20		
MELI3_VERSCOMPTYPE	14		C
MELI3_VERSUPDATE	14		3

## IXLYMRTD information

### IXLYMRTD programming interface information

IXLYMRTD is a programming interface.

### IXLYMRTD heading information

<b>Common name:</b>	Mapping of Multiple Record Data Entries
<b>Macro ID:</b>	IXLYMRTD
<b>DSECT name:</b>	MRTD MRTD1
<b>Owning component:</b>	Cross System Extended Services (SCIXL)
<b>Eye-catcher ID:</b>	NONE
<b>Storage attributes:</b>	Subpool: User-supplied Key: User-supplied Residency: User-supplied
<b>Size:</b>	MRTD -- X'0050' bytes MRTD1 -- X'0070' bytes
<b>Created by:</b>	Issuer of IXLRT macro
<b>Pointed to by:</b>	DATAREA parameter on IXLRT requests
<b>Serialization:</b>	None required
<b>Function:</b>	Maps the data returned by IXLRT macro invocation

## IXLYMRTD mapping

Table 464. Structure MRTD

Offset Dec	Offset Hex	Type	Len	Name(Dim)	Description
0	(0)	STRUCTURE	0	MRTD	Record Data Entry Information, level 0
0	(0)	CHARACTER	80	MRTDENTRY(0)	
0	(0)	CHARACTER	12	MRTDENTRYID	Entry identifier of the specified Record Data Element
12	(C)	CHARACTER	4	MRTDOWNER(0)	
12	(C)	BITSTRING	1	MRTDOWNERCONID	Conid of the connector for which the specified Record Data Element is associated
13	(D)	CHARACTER	3		Reserved
16	(10)	CHARACTER	64	MRTDDATA	Record Element contents
16	(10)	X'50'	0	MRTD_LEN	"*-MRTD"

Table 465. Structure MRTD1

Offset Dec	Offset Hex	Type	Len	Name(Dim)	Description
0	(0)	STRUCTURE	0	MRTD1	Record Data Entry Information, level 1
0	(0)	CHARACTER	112	MRTD1ENTRY(0)	MRTD entry
0	(0)	CHARACTER	80		Mapped by MRTD mapping, level 0
80	(50)	CHARACTER	8	MRTD1RDATATYPE	Record Data type
88	(58)	CHARACTER	24		Reserved
88	(58)	X'70'	0	MRTD1_LEN	"*-MRTD1"

Table 466. Cross Reference for IXLYMRTD

Name	Offset	Hex	Tag
MRTD	0		
MRTD_LEN	10		50
MRTDDATA	10		
MRTDENTRY	0		
MRTDENTRYID	0		
MRTDOWNER	C		
MRTDOWNERCONID	C		
MRTD1	0		
MRTD1_LEN	58		70
MRTD1ENTRY	0		
MRTD1RDATATYPE	50		

## IXLYMSRI information

### IXLYMSRI programming interface information

IXLYMSRI is a programming interface.

## IXLYMSRI heading information

<b>Common name:</b>	Monitor Sublist Registration Input
<b>Macro ID:</b>	IXLYMSRI
<b>DSECT name:</b>	MSRI
<b>Owning component:</b>	Cross System Extended Services (SCIXL)
<b>Eye-catcher ID:</b>	NONE
<b>Storage attributes:</b>	Subpool: User specified Key: User specified Residency: User specified
<b>Size:</b>	64 bytes MSRI -- X'0040' bytes
<b>Created by:</b>	Storage area created by IXLLIST/IXLLSTC invoker.
<b>Pointed to by:</b>	BUFFER or BUFLIST
<b>Serialization:</b>	See BUFFER/BUFLIST parameter requirements on the IXLLIST/IXLLSTC interface description.
<b>Function:</b>	Maps the information needed to identify an individual sublist when invoking the IXLLIST/IXLLSTC service to monitor sublists. The storage area(s) indicated by BUFFER or BUFLIST on an IXLLIST/IXLLSTC REQUEST=MONITOR_SUBLISTS contain an input array of entries. Each entry is mapped by MSRI and contains the information needed to request monitoring for one sublist.

## IXLYMSRI mapping

Table 467. Structure MSRI

Offset Dec	Offset Hex	Type	Len	Name (Dim)	Description
0	(0)	STRUCTURE	0	MSRI	Sublist Monitoring input
0	(0)	CHARACTER	1		Reserved, specify as zero
1	(1)	BITSTRING	1	MSRICONID	Connection identifier
2	(2)	CHARACTER	5		Reserved, specify as zero
7	(7)	BITSTRING	1	MSRIEMC_FLAGS(0)	Event Monitor Control Flags
		.... .1..		MSRIEMC_NOTIFYONEVERY	"X'04'" 1 ==> indicates that an EMC should be queued to the event queue for every list entry added to the sublist (CFLEVEL >= 9) 0 ==> indicates that an EMC should be queued to the event queue for only the first list entry added to the sublist
		.... ..1.		MSRIEMC_KEYTYPE	"X'02'" 1 ==> indicates sublist monitoring is requested for a sublist with the secondary key specified by MsriSecondaryKey (CFLEVEL >= 9) 0 ==> indicates sublist monitoring is requested for a sublist with a list entry key specified by MsriListEntryKey
8	(8)	SIGNED	4	MSRILISTNUM	The list number of the sublist for which monitoring is desired

Table 467. Structure MSRI (continued)

Offset Dec	Offset Hex	Type	Len	Name (Dim)	Description
12	(C)	CHARACTER	4		Reserved, specify as zero
16	(10)	CHARACTER	32	MSRILISTENTRYKEYS(0)	List Entry or Secondary key indicated by MsriEMC_KeyType
16	(10)	CHARACTER	32	MSRILISTENTRYKEYBUF(0)	KeyType = B'0'
16	(10)	CHARACTER	16		Reserved, specify as zero
32	(20)	CHARACTER	16	MSRILISTENTRYKEY	KeyType = B'0', List Entry Key of sublist for which monitoring is desired.
16	(10)	CHARACTER	32	MSRISECONDARYKEY	KeyType = B'1', Secondary List Entry Key of sublist for which monitoring is desired.(CFLEVEL >= 9)
48	(30)	CHARACTER	16	MSRIUNC	User Notification Controls. 16 bytes of user defined data associated with the monitoring of this sublist.
64	(40)	CHARACTER	1	MSRIEND(0)	End Sublist Monitoring Info
64	(40)	X'40'	0	MSRI_LEN	"*-MSRI"

Table 468. Cross Reference for IXLYMSRI

Name	Offset	Hex	Tag
MSRI	0		
MSRI_LEN	40		40
MSRICONID	1		
MSRIEMC_FLAGS	7		
MSRIEMC_KEYTYPE	7		2
MSRIEMC_NOTIFYONEVERY	7		4
MSRIEND	40		
MSRILISTENTRYKEY	20		
MSRILISTENTRYKEYBUF	10		
MSRILISTENTRYKEYS	10		
MSRILISTNUM	8		
MSRISECONDARYKEY	10		
MSRIUNC	30		

## IXLYNDE information

### IXLYNDE programming interface information

IXLYNDE is a programming interface.

### IXLYNDE heading information

<b>Common name:</b>	Node Descriptor
<b>Macro ID:</b>	IXLYNDE
<b>DSECT name:</b>	NDE
<b>Owning component:</b>	Cross System Extended Services (SCIXL)

**Eye-catcher ID:** NONE

**Storage attributes:** Subpool: user-defined  
Key: user-defined  
Residency: user-defined

**Size:** 32  
NDE -- X'0020' bytes

**Created by:** User

**Pointed to by:** None

**Serialization:** None

**Function:** Maps a node descriptor as pertains to coupling facilities

## IXLYNDE mapping

Table 469. Structure NDE

Offset Dec	Offset Hex	Type	Len	Name(Dim)	Description
0	(0)	STRUCTURE	0	NDE	Node Descriptor
0	(0)	BITSTRING	4	NDEWORD0(0)	Header Word 0
0	(0)	BITSTRING	1	NDEBYTE0	Word 0 Byte 0 - RESERVED
1	(1)	BITSTRING	1	NDEBYTE1(0)	Word 0 Byte 1
	1111 ....			NDECONFIGCODE	"X'F0'" Configuration code. Bits 0-3. B'0000' indicates side 0, B'0001' indicates side 1. If not partitioned, the value will be B'0000'
	.... .1..			NDEPPMODE	"X'04'" PP/SI mode indicator. 0 = processor is in single-image (SI) mode, 1 = processor is in physically partitioned (PP) mode
2	(2)	BITSTRING	1	NDEBYTE2	Word 0 Byte 2 - RESERVED
3	(3)	BITSTRING	1	NDEBYTE3(0)	Word 0 Byte 3
3	(3)	BITSTRING	1	NDEPARTITION	LPAR Partition Number
4	(4)	CHARACTER	26	NDEEBCDIC(0)	EBCDIC portion of NDE
4	(4)	CHARACTER	6	NDETYPE	EBCDIC node type
10	(A)	CHARACTER	3	NDEMODEL	EBCDIC model number - this number is not guaranteed to be the current model number.
13	(D)	CHARACTER	3	NDEMFG	EBCDIC node manufacturer
16	(10)	CHARACTER	2	NDEPLANT	EBCDIC manufacturer plant ID
18	(12)	CHARACTER	12	NDESEQUENCE	EBCDIC sequence number
30	(1E)	CHARACTER	2	NDETAG(0)	Tag field
30	(1E)	CHARACTER	1		RESERVED
31	(1F)	BITSTRING	1	NDEPCPID	Central Processor Complex (CPC) identifier
31	(1F)	X'20'	0	NDE_LEN	"*-NDE"

Table 470. Cross Reference for IXLYNDE

Name	Offset	Hex Tag
NDE	0	
NDE_LEN	1F	20
NDEBYTE0	0	



Table 470. Cross Reference for IXLYNDE (continued)

Name	Offset	Hex Tag
NDEBYTE1	1	
NDEBYTE2	2	
NDEBYTE3	3	
NDECONFIGCODE	1	F0
NDECPCID	1F	
NDEEBCDIC	4	
NDEMFG	D	
NDEMODEL	A	
NDEPARTITION	3	
NDEPLANT	10	
NDEPPMODE	1	4
NDESEQUENCE	12	
NDETAG	1E	
NDETYPE	4	
NDEWORD0	0	

## IXLYNEPL information

### IXLYNEPL programming interface information

IXLYNEPL is a programming interface.

### IXLYNEPL heading information

<b>Common name:</b>	Notify Exit Parameter List
<b>Macro ID:</b>	IXLYNEPL
<b>DSECT name:</b>	NEPL NEPLListSection NEPLLockSection NEPLLockSection1 NEPLENT
<b>Owning component:</b>	Cross System Extended Services (SCIXL)
<b>Eye-catcher ID:</b>	NONE
<b>Storage attributes:</b>	Subpool: 205 Key: Key 0 Residency: Above 16 MB in virtual storage.
<b>Size:</b>	Lock V0: 360 bytes + 190*NEPLENT# + length of resource name NEPL -- X'002C' bytes NEPLENT -- X'00BE' bytes Lock V1: 556 bytes + 190*NEPLENT# + length of resource name List: 108 bytes
<b>Created by:</b>	IXLRQNEI for locking requests IXLRQLNX for serialized list requests
<b>Pointed to by:</b>	First word in parameter list provided to notify exit.
<b>Serialization:</b>	None required

**Function:** Maps parameter list to notify exit for XES connectors

## IXLYNEPL mapping

Table 471. Structure NEPL

Offset Dec	Offset Hex	Type	Len	Name (Dim)	Description
0	(0)	STRUCTURE	0	NEPL	Notify exit parameter list
0	(0)	CHARACTER	16	NEPLCONTOKEN	Connect token
16	(10)	CHARACTER	8	NEPLCONDATA	Connect-time data
24	(18)	CHARACTER	16	NEPLCONNAME	Connect name as specified by connector
40	(28)	BITSTRING	1	NEPLTYPE	Request type that resulted in notify exit being called
Bit definitions:					
		1... ....		NEPLLOCK	"X'80'" IXLLLOCK request resulted in contention and contention exit specified notify for resource owner
		.1... ....		NEPLLIST	"X'40'" IXLLIST request resulted in contention for a lock structure entry
41	(29)	CHARACTER	1	NEPLSTRUCTURESTATUS	Reserved
Bit definitions:					
		1... ....		NEPLREBUILD	"X'80'" Resource for which we are being Notified is for the new structure during the rebuild process
42	(2A)	CHARACTER	2		Reserved
44	(2C)	CHARACTER	1	NEPLEND(0)	Data related to the request is mapped below by NeplLockSection or NeplLockSection1 for lock structure requests and NeplListSection for list structure request
44	(2C)	X'2C'	0	NEPL_LEN	"*-NEPL"
Nepl List Section					
44	(2C)	BITSTRING	1	NEPLLISTSECTION(0)	
44	(2C)	SIGNED	4	NEPLLOCKINDEX	LOCKINDEX for this request
48	(30)	CHARACTER	4		Reserved
52	(34)	CHARACTER	24	NEPLOWNERINFO	
52	(34)	CHARACTER	8	NEPLOWNERLOCKDATA	Lock owner's lock time data
60	(3C)	BITSTRING	4	NEPLOWNERFLAGS	Lock owner flags
Bit definitions:					
		1... ....		NEPLOWNERPERSISTENTLOCK	"X'80'" 1 -> lock is persistent and therefore the lock data is Zero.
64	(40)	CHARACTER	12		Reserved
76	(4C)	CHARACTER	32	NEPLPENDINGINFO	Information about pending request
76	(4C)	CHARACTER	1		Reserved
77	(4D)	BITSTRING	1	NEPLPENDINGCONID	Connection Id
78	(4E)	CHARACTER	2	NEPLPENDINGFLAGS	
Bit definitions:					

Table 471. Structure NEPL (continued)

Offset Dec	Offset Hex	Type	Len	Name (Dim)	Description
		1... ....		NEPLPENDINGREQUESTTYPE	"X'80'" 1 -> LockOper=Set, 0 -> LockOper=NotHeld
80	(50)	CHARACTER	16	NEPLPENDINGCONNAME	Connection Name
96	(60)	CHARACTER	12		Reserved
108	(6C)	CHARACTER	1	NEPLLISTSECTIONEND(0)	
108	(6C)	X'40'	0	NEPLLISTSECTION_LEN	"*-NEPLLISTSECTION"
Nepl Lock Section Mapped by NeplLockSection if NeplLockVersion=0 Mapped by NeplLockSection1 if NeplLockVersion=1					
44	(2C)	BITSTRING	1	NEPLLOCKSECTION(0)	
44	(2C)	CHARACTER	8	NEPLLOCKDATA	Lock time data
52	(34)	CHARACTER	32	NEPLTOKEN	Token used by XES
84	(54)	ADDRESS	4	NEPLRNAME@	Address of resource name
88	(58)	SIGNED	4	NEPLRNAMELEN	Length of resource name
92	(5C)	SIGNED	4	NEPLHASHVAL	Hash value
96	(60)	CHARACTER	32	NEPLWORK	Work area, passed from the contention exit via the CEPLWORK field. This field will be presented back to the contention exit with the results from the notify exits. The results are presented even if the notify exit released the resource via the IXLSYNCH service unless the contention exit specified stop management. See the IXLYCEPL mapping for more details.
128	(80)	CHARACTER	68	NEPLHELD	
128	(80)	BITSTRING	1	NEPLSTATE	Ownership state, Constants in IXLYCON
129	(81)	CHARACTER	64	NEPLUDATA	Userdata
193	(C1)	CHARACTER	3		Reserved
196	(C4)	ADDRESS	4	NEPLENT@	Address of requests if NeplENT# is not 0
200	(C8)	SIGNED	4	NEPLENT#	Number of requests
204	(CC)	CHARACTER	147	NEPLOUT	Input/Output Area for communicating with IXLSYNCH
204	(CC)	CHARACTER	68	NEPLOSU	State and userdata for IXLSYNCH to use for ownership updates. Initialized to NeplHeld.
204	(CC)	BITSTRING	1	NEPLOSTATE	Requested ownership state Constants in IXLYCON
205	(CD)	CHARACTER	64	NEPLOUDATA	Requested userdata
269	(10D)	CHARACTER	3		reserved
272	(110)	BITSTRING	1	NEPLORTACTION	Input area to indicate what to do with Record data
Bit definitions:					
		1... ....		NEPLORTWRITE	"X'80'" Input area to indicate write the Record data in NeplORTData
		.1... ....		NEPLORTDELETE	"X'40'" Input area to indicate delete the currently associated Record data entry

Table 471. Structure NEPL (continued)

Offset Dec	Offset Hex	Type	Len	Name (Dim)	Description
		..1. ....		NEPLORTALLOWUSERSV	"X'20'" Input area to indicate whether to allow the creation of a record data entry to proceed if the resulting percentage of free (unused) entries at the completion of the request would be less than the established percent entry reserved threshold (if any) for the structure. 0 -> Do not allow creation if resulting percent free is less than established threshold. 1 -> Allow creation - ignore threshold. Record data entry should be created as long as there is a free record table entry to satisfy the request. Valid when NeplORTWrite set ON
		...1 1111		NEPLORTACTIONRSV	"X'1F'" Reserved, set to 0
273	(111)	CHARACTER	12	NEPLOENTRYID	Output area specifying identifier of record data entry which may have been created via IXLSYNCH
285	(11D)	CHARACTER	64	NEPLORTDATA	Input area to specify Record data to be written
349	(15D)	CHARACTER	2	NEPLORSV66	Reserved, set to 0
351	(15F)	BITSTRING	1	NEPLLOCKVERSION	Version number the NEPL Lock Section
352	(160)	CHARACTER	8		Reserved
352	(160)	X'13C'	0	NEPLLOCKSECTION_LEN	"*-NEPLLOCKSECTION"
44	(2C)	BITSTRING	1	NEPLLOCKSECTION1(0)	
44	(2C)	CHARACTER	316		Mapped by NeplLockSection
360	(168)	CHARACTER	16	NEPL1ADUPREQSEQNUM	Asynchronous duplexing request sequence number assigned to the request if one was generated. Otherwise this field contains zero. This field is set by the IXLSYNCH service. See the ADupReqSeqNum keyword on the IXLOCK macro for more information.
376	(178)	CHARACTER	180		Reserved
376	(178)	X'200'	0	NEPLLOCKSECTION1_LEN	"*-NEPLLOCKSECTION1"

Table 472. Structure NEPLENT

Offset Dec	Offset Hex	Type	Len	Name (Dim)	Description
0	(0)	STRUCTURE	0	NEPLENT	Request entry for IXLOCK related requests
0	(0)	ADDRESS	4	NEPLENEXT@	Address of next NepleNT
4	(4)	CHARACTER	4	NEPLECONVERSION	Requestor's connector version
8	(8)	CHARACTER	5		Reserved
13	(D)	BITSTRING	1	NEPLECONID	Requestor's connector ID
14	(E)	CHARACTER	6		Reserved
20	(14)	CHARACTER	16	NEPLECONNAME	Connect name as specified by connector
36	(24)	CHARACTER	16		Reserved
52	(34)	BITSTRING	2	NEPLEFLAGS	

Note -- if HSTATE is 0 then the resource is not owned. If HSTATE not = RSTATE or HUDATA not = RUDATA then an alter of some sort is pending

54	(36)	CHARACTER	136	NEPLEHELDREQ	Held/Requested state
----	------	-----------	-----	--------------	----------------------

Table 472. Structure NEPLENT (continued)

Offset Dec	Offset Hex	Type	Len	Name (Dim)	Description
54	(36)	CHARACTER	68	NEPLEHELD	Held state
54	(36)	BITSTRING	1	NEPLEHSTATE	Ownership state Constants in IXLYCON
55	(37)	CHARACTER	64	NEPLEHUDATA	Userdata
119	(77)	CHARACTER	3		Reserved
122	(7A)	CHARACTER	68	NEPLEREQ	Requested state
122	(7A)	BITSTRING	1	NEPLERSTATE	Requested ownership state, Constants in IXLYCON
123	(7B)	CHARACTER	64	NEPLERUDATA	Requested userdata
187	(BB)	CHARACTER	3		Reserved
187	(BB)	X'6C'	0	NEPLLISTLEN	"108"
187	(BB)	X'168'	0	NEPLLOCKLEN	"360"
187	(BB)	X'22C'	0	NEPLLOCKLEN1	"556"
187	(BB)	X'0'	0	NEPLLOCKVER0	"0"
187	(BB)	X'1'	0	NEPLLOCKVER1	"1"
187	(BB)	X'BE'	0	NEPLENT_LEN	"*-NEPLENT"

Table 473. Cross Reference for IXLYNEPL

Name	Offset	Hex Tag
NEPL	0	
NEPL_LEN	2C	2C
NEPLCONDATA	10	
NEPLCONNAME	18	
NEPLCONTOKEN	0	
NEPLECONID	D	
NEPLECONNAME	14	
NEPLECONVERSION	4	
NEPLEFLAGS	34	
NEPLEHELD	36	
NEPLEHELDREQ	36	
NEPLEHSTATE	36	
NEPLEHUDATA	37	
NEPLEND	2C	
NEPLENEXT@	0	
NEPLENT	0	
NEPLENT_LEN	BB	BE
NEPLENT#	C8	
NEPLENT@	C4	
NEPLEREQ	7A	
NEPLERSTATE	7A	
NEPLERUDATA	7B	
NEPLHASHVAL	5C	

Table 473. Cross Reference for IXLYNEPL (continued)

Name	Offset	Hex Tag
NEPLHELD	80	
NEPLLIST	28	40
NEPLLISTLEN	BB	6C
NEPLLISTSECTION	2C	
NEPLLISTSECTION_LEN	6C	40
NEPLLISTSECTIONEND	6C	
NEPLLOCK	28	80
NEPLLOCKDATA	2C	
NEPLLOCKINDEX	2C	
NEPLLOCKLEN	BB	168
NEPLLOCKLEN1	BB	22C
NEPLLOCKSECTION	2C	
NEPLLOCKSECTION_LEN	160	13C
NEPLLOCKSECTION1	2C	
NEPLLOCKSECTION1_LEN	178	200
NEPLLOCKVERSION	15F	
NEPLLOCKVER0	BB	0
NEPLLOCKVER1	BB	1
NEPLOENTRYID	111	
NEPLORSV66	15D	
NEPLORTACTION	110	
NEPLORTACTIONRSV	110	1F
NEPLORTALLOWUSERSV	110	20
NEPLORTDATA	11D	
NEPLORTDELETE	110	40
NEPLORTWRITE	110	80
NEPLOSTATE	CC	
NEPLOSU	CC	
NEPLOUDATA	CD	
NEPLOUT	CC	
NEPLOWNERFLAGS	3C	
NEPLOWNERINFO	34	
NEPLOWNERLOCKDATA	34	
NEPLOWNERPERSISTENTLOCK	3C	80
NEPLPENDINGCONID	4D	
NEPLPENDINGCONNAME	50	
NEPLPENDINGFLAGS	4E	
NEPLPENDINGINFO	4C	
NEPLPENDINGREQUESTTYPE	4E	80

Table 473. Cross Reference for IXLYNEPL (continued)

Name	Offset	Hex Tag
NEPLREBUILD	29	80
NEPLRNAME@	54	
NEPLRNAMELEN	58	
NEPLSTATE	80	
NEPLSTRUCTURESTATUS	29	
NEPLTOKEN	34	
NEPLTYPE	28	
NEPLUDATA	81	
NEPLWORK	60	
NEPL1ADUPREQSEQNUM	168	

## IXLYNSB information

### IXLYNSB programming interface information

IXLYNSB is a programming interface.

### IXLYNSB heading information

<b>Common name:</b>	Register Name List Name-State Block
<b>Macro ID:</b>	IXLYNSB
<b>DSECT name:</b>	NSB
<b>Owning component:</b>	Cross System Extended Services (SCIXL)
<b>Eye-catcher ID:</b>	NONE
<b>Storage attributes:</b>	Subpool: User supplied Key: User supplied Residency: User supplied
<b>Size:</b>	NSB -- X'0100' bytes
<b>Created by:</b>	- Storage area created by IXLCACHE invoker - NSB data created by IXLCACHE service routine
<b>Pointed to by:</b>	NSBAREA parameter on IXLCACHE
<b>Serialization:</b>	See NSBAREA parameter requirements on the IXLCACHE interface description.
<b>Function:</b>	The NSB maps the information returned when the IXLCACHE macro is issued for a REG_NAMELIST request.

### IXLYNSB mapping

Table 474. Structure NSB

Offset Dec	Offset Hex	Type	Len	Name (Dim)	Description
0	(0)	STRUCTURE	0	NSB	Register Name List Name-State Block

Table 474. Structure NSB (continued)

Offset Dec	Offset Hex	Type	Len	Name(Dim)	Description
0	(0)	CHARACTER	64	NSBARRAYCHAR(0)	Entire NSB array
0	(0)	CHARACTER	2	NSBARRAY(0)	Array of NSB entries
0	(0)	BITSTRING	1	NSBFLAGS(0)	Name-State Block Flags. Valid when interest was successfully registered for the associated item.
		1... ....		NSBCHANGED	"X'80'" Cached subsystem data changed status. 1 ==> changed, 0 ==> unchanged
		.1.. ....		NSBDATACACHED	"X'40'" Data-cached indicator. Indicates whether subsystem data is cached for the entry (vs. directory entry only in cache). 1 ==> data cached, 0 ==> data not cached
		..11 ....		NSBPARITY	"X'30'" Parity as recorded in the directory entry.
		.... 11..		NSBCOLOCKSTATE	"X'0C'" Castout lock state. Constants are declared in IXLCAA. Possible values are: '00' => CaaCols_Reset Reset state is entered when the name is assigned to the directory entry or when the castout lock is released. '01' => CaaCols_ReadForCastout Read for castout state is entered when the castout lock is obtained by a CASTOUT_DATA request. '10' => CaaCols_WriteWithCastout Write with castout state is entered when the castout lock is obtained by a WRITE_DATA request specifying GETCOLOCK=YES.
		.... ..1.		NSBINVLCVI	"X'02'" Invalidated local cache vector validity indicator. Indicates that a local cache vector index was invalidated because interest for the associated item was re-registered using a different vector index. 1 ==> the associated NsbInvLcviNum array entry contains the invalidated local cache vector index number 0 ==> the associated NsbInvLcviNum array entry is not valid
		.... ...1		NSBREGPERFORMED	"X'01'" Registration-performed indicator. The registration operation was successful for the entry name and local cache vector index in the corresponding registration block.
1	(1)	BITSTRING	1	NSBELEMNUM	Cache entry size expressed as the number of elements in the entry. NsbElemnum is returned only when the structure is allocated in a CFLEVEL=4 or higher coupling facility.
64	(40)	CHARACTER	128	NSBINVLCVINUMARRAYCHAR(0)	Entire NSB invalidated vector index number array
64	(40)	CHARACTER	4	NSBINVLCVINUMARRAY(0)	Invalidated local cache vector index number array
64	(40)	SIGNED	4	NSBINVLCVINUM	Invalidated local cache vector index number. Value of the local cache vector index that was invalidated when interest for the associated item was re-registered using a different vector index. Valid only when the NsbInvLcvi flag in the corresponding Nsb array entry is set.
192	(C0)	CHARACTER	64		Reserved
256	(100)	CHARACTER	1	NSBEND(0)	End of NSB
256	(100)	X'100'	0	NSB_LEN	"*-NSB"



Table 475. Cross Reference for IXLYNSB

Name	Offset	Hex Tag
NSB	0	
NSB_LEN	100	100
NSBARRAY	0	
NSBARRAYCHAR	0	
NSBCHANGED	0	80
NSBCOLOCKSTATE	0	C
NSBDATACACHED	0	40
NSBELEMNUM	1	
NSBEND	100	
NSBFLAGS	0	
NSBINVLCVI	0	2
NSBINVLCVINUM	40	
NSBINVLCVINUMARRAY	40	
NSBINVLCVINUMARRAYCHAR	40	
NSBPARTY	0	30
NSBREGPERFORMED	0	1

## IXLYRTAA information

### IXLYRTAA programming interface information

IXLYRTAA is a programming interface.

### IXLYRTAA heading information

<b>Common name:</b>	IXLRT answer area mapping
<b>Macro ID:</b>	IXLYRTAA
<b>DSECT name:</b>	RTAA RTAA1
<b>Owning component:</b>	Cross System Extended Services (SCIXL)
<b>Eye-catcher ID:</b>	NONE
<b>Storage attributes:</b>	Subpool: User-supplied Key: User-supplied Residency: User-supplied
<b>Size:</b>	80 bytes RTAA -- X'0018' bytes RTAA1 -- X'0050' bytes
<b>Created by:</b>	Issuer of IXLRT macro
<b>Pointed to by:</b>	ANSAREA_ADDR in the parameter list points to the RTAA
<b>Serialization:</b>	None required
<b>Function:</b>	Maps the data returned by IXLRT macro invocation

## IXLYRTAA mapping

Table 476. Structure RTAA

Offset Dec	Offset Hex	Type	Len	Name (Dim)	Description
0	(0)	STRUCTURE	0	RTAA	IXLRT Answer Area
0	(0)	CHARACTER	12	RTAAHEADER(0)	Header
0	(0)	SIGNED	4	RTAALEVEL	Macro level of this version of the IXLYRTAA macro
4	(4)	SIGNED	4	RTAAOFFSET	Offset from the beginning of the structure (Rtaa) to the answer area data (RtaaData)
8	(8)	SIGNED	4	RTAALENGTH	Length of the answer area data
12	(C)	CHARACTER	12	RTAADATA(0)	IXLRT answer area data
12	(C)	SIGNED	4	RTAATOTALCOUNT	Total Count of record data entries allocated for the structure. Returned on CREATENTRY, READENTRY, UPDATENTRY, and DELETENTRY requests.
16	(10)	SIGNED	4	RTAACONNCOUNT(0)	Count of record data entries associated with the target connector. Returned on CREATENTRY, READENTRY, UPDATENTRY, and DELETENTRY requests.
16	(10)	SIGNED	4	RTAAREADCNT(0)	Count of entries read for a READALL or READBYCONN request
16	(10)	SIGNED	4	RTAADELCNT	Count of entries deleted for DELETENTRYLIST or DELETEBYCONN requests. For DELETEBYCONN, this count may be only substantially accurate.
20	(14)	SIGNED	4	RTAAFAILINDEX	Index into the list of entry identifiers supplied on a DELETENTRYLIST request indicating a record data entry which does not exist, or is an invalid index, or index of first unprocessed entry when the DELETENTRYLIST request completed prematurely
20	(14)	X'18'	0	RTAA_LEN	"*-RTAA"

Table 477. Structure RTAA1

Offset Dec	Offset Hex	Type	Len	Name (Dim)	Description
0	(0)	STRUCTURE	0	RTAA1	IXLRT Answer Area level 1
0	(0)	CHARACTER	24		Mapped by RTAA
24	(18)	CHARACTER	56	RTAA1DATA(0)	Level 1 answer area data
24	(18)	CHARACTER	16	RTAA1ADUPREQSEQNUM	Asynchronous duplexing request sequence number assigned to the request if one was generated. Otherwise this field contains zero. See the ADupReqSeqNum keyword on the IXLLOCK macro for more information.
40	(28)	CHARACTER	40		Reserved
40	(28)	X'1'	0	RTAA_LEVEL#	"1" Latest macro level number
40	(28)	X'0'	0	RTAA_LEVEL0	"0" Macro Level Number
40	(28)	X'1'	0	RTAA_LEVEL1	"1" Macro Level Number
40	(28)	X'18'	0	RTAALEVEL0LEN	"24" Length of base RTAA (level 0)
40	(28)	X'50'	0	RTAALEVEL1LEN	"80" Length of RTAA1 (level 1)
40	(28)	X'50'	0	RTAA1_LEN	"*-RTAA1"

Table 478. Cross Reference for IXLYRTAA

Name	Offset	Hex Tag
RTAA	0	
RTAA_LEN	14	18
RTAA_LEVEL#	28	1
RTAA_LEVEL0	28	0
RTAA_LEVEL1	28	1
RTAACONNCOUNT	10	
RTAADATA	C	
RTAADELCNT	10	
RTAAFAILINDEX	14	
RTAAHEADER	0	
RTAALENGTH	8	
RTAALEVEL	0	
RTAALEVEL0LEN	28	18
RTAALEVEL1LEN	28	50
RTAAOFFSET	4	
RTAAREADCNT	10	
RTAATOTALCOUNT	C	
RTAA1	0	
RTAA1_LEN	28	50
RTAA1ADUPREQSEQNUM	18	
RTAA1DATA	18	

## IXLYSTRC information

### IXLYSTRC programming interface information

IXLYSTRC is a programming interface.

### IXLYSTRC heading information

<b>Common name:</b>	Partial Dump Reason Code constants
<b>Macro ID:</b>	IXLYSTRC
<b>DSECT name:</b>	N/A
<b>Owning component:</b>	Cross System Extended Services (SCIXL)
<b>Eye-catcher ID:</b>	None
<b>Storage attributes:</b>	Subpool: None Key: None Residency: None
<b>Size:</b>	0 bytes
<b>Created by:</b>	None
<b>Pointed to by:</b>	None

**Serialization:** No Requirement

**Function:** Contains the constants that are used by IPCS, SDUMP, and XES to evaluate the dump reason codes

## IXLYSTRC mapping

Table 479. Structure

Offset Dec	Offset Hex	Type	Len	Name (Dim)	Description
0	(0)	STRUCTURE	0		
<p>RULES RULES RULES RULES RULES RULES RULES</p> <ul style="list-style-type: none"><li>- Whenever appropriate, a no dump reason code should have an equivalent partial dump reason code and vice-versa. The partial dump and no dump reason codes should also be named similarly. (Naming convention: no dump reason codes are prefixed with STRC_NORSN, partial dump reason codes are prefixed with STRC_PARTRSN.)</li><li>- Naming convention: Use "NOT" instead of "UN"</li><li>- Reason codes should NOT indicate whether the error occurred during the capture phase or during the write phase. This information can be obtained by analyzing other data in the dump.</li></ul>					
<p>NOTE: The comment following each reason code indicates the appropriate SDRSN bit, if any, that should also be set for the given error condition. Constants for the Partial Dump Reason Codes</p>					
0	(0)	X'1'	0	STRC_PARTRSNUNEXPECTFAILURE	"1" Unexpected failure SDRSN: SDRSTRLE
0	(0)	X'2'	0	STRC_PARTRSNSTORNOTAVAIL	"2" Storage not available to complete the dump of a structure SDRSN: SDRSTRLE
0	(0)	X'3'	0	STRC_PARTRSNSTRNOTAVAIL	"3" Structure not available SDRSN: SDRSTRSF
0	(0)	X'4'	0	STRC_PARTRSNFACILNOTAVAIL	"4" Facility not available SDRSN: SDRSTRFF
0	(0)	X'5'	0	STRC_PARTRSNDUMPTBLNOTAVAIL	"5" Structure dump table not available SDRSN: SDRSTRPS
0	(0)	X'6'	0	STRC_PARTRSNDUMPTBLFULL	"6" Not all of the requested data could fit in the structure dump table SDRSN: SDRSTRLE @P3C
0	(0)	X'7'	0	STRC_PARTRSNLOSSSERL	"7" Loss of serialization - Some control and possibly adjunct, object controls, lock table, and user control data not dumped SDRSN: SDRSTRRS
0	(0)	X'8'	0	STRC_PARTRSNSOMEDATANOTSERL	"8" Loss of serialization - Some entry data requested serialized but not dumped serialized SDRSN: SDRSTRRS
0	(0)	X'9'	0	STRC_PARTRSNRECENTERED	"9" Recovery routine entered SDRSN: SDRSTRRC
0	(0)	X'A'	0	STRC_PARTRSNSTRDUMPPARTIAL	"10" Not all of the requested data could be written to the dump dataset. Possible reasons are: 1) Data set is full 2) I/O error 3) Unretryable error SDRSN: none
0	(0)	X'B'	0	STRC_PARTRSNDECRYPTERROR	"11" Encrypted structure entry data or adjunct data could not be decrypted SDRSN: SDRSTRDE

Table 479. Structure (continued)

Offset Dec	Offset Hex	Type	Len	Name (Dim)	Description
Constants for the No Dump Reason Codes					
0	(0)	X'33'	0	STRC_NORSNUNEXPECTFAILURE	"51" Unexpected failure SDRSN: SDRSTRLE
0	(0)	X'34'	0	STRC_NORSNSTORNOTAVAIL	"52" Storage not available to process the dump of a structure SDRSN: SDRSTRLE
0	(0)	X'35'	0	STRC_NORSNSTRNOTAVAIL	"53" Structure not available SDRSN: SDRSTRSF
0	(0)	X'36'	0	STRC_NORSNFACILNOTAVAIL	"54" Facility not available SDRSN: SDRSTRFF
0	(0)	X'37'	0	STRC_NORSNDUMPTBLNOTAVAIL	"55" Structure dump table not available SDRSN: SDRSTRPS
0	(0)	X'38'	0	STRC_NORSNATZERO	"56" Structure user set accesstime to zero SDRSN: SDRSTRRS
0	(0)	X'39'	0	STRC_NORSNLOSSSERL	"57" Loss of serialization SDRSN: SDRSTRRS
0	(0)	X'3A'	0	STRC_NORSNRECENTERED	"58" Recovery routine entered SDRSN: SDRSTRRC
0	(0)	X'3B'	0	STRC_NORSNNODUMPSPACE	"59" No facility dump space SDRSN: SDRSTRNS
0	(0)	X'3C'	0	STRC_NORSNUSERERROR	"60" Possible user error in STRLIST parameter list: 1) Structure does not exist in policy 2) Structure type is not compatible with range options SDRSN: SDRSTRLU
0	(0)	X'3D'	0	STRC_NORSNLOCKTYPE	"61" Structure is a Lock Structure which cannot be dumped SDRSN: SDRSTRLU
0	(0)	X'3E'	0	STRC_NORSNSTRALREADYDUMPED	"62" Structure was already dumped SDRSN: SDRSTRLU
0	(0)	X'3F'	0	STRC_NORSNREADPARMERROR	"63" Strucutre parameters were unavailable SDRSN: SDRSTRLE
0	(0)	X'40'	0	STRC_NORSNNOFREEDUMPSPACE	"64" No free facility dump space SDRSN: SDRSTRNS

Table 480. Cross Reference for IXLYSTRC

Name	Offset	Hex Tag
STRC_NORSNATZERO	0	38
STRC_NORSNDUMPTBLNOTAVAIL	0	37
STRC_NORSNFACILNOTAVAIL	0	36
STRC_NORSNLOCKTYPE	0	3D
STRC_NORSNLOSSSERL	0	39
STRC_NORSNNODUMPSPACE	0	3B
STRC_NORSNNOFREEDUMPSPACE	0	40
STRC_NORSNREADPARMERROR	0	3F
STRC_NORSNRECENTERED	0	3A
STRC_NORSNSTORNOTAVAIL	0	34
STRC_NORSNSTRALREADYDUMPED	0	3E
STRC_NORSNSTRNOTAVAIL	0	35
STRC_NORSNUNEXPECTFAILURE	0	33

Table 480. Cross Reference for IXLYSTRC (continued)

Name	Offset	Hex Tag
STRC_NORSNUSERERROR	0	3C
STRC_PARTRSNDECRYPTERROR	0	B
STRC_PARTRSNDUMPTBLFULL	0	6
STRC_PARTRSNDUMPTBLNOTAVAIL	0	5
STRC_PARTRSNFACILNOTAVAIL	0	4
STRC_PARTRSNLOSSSERL	0	7
STRC_PARTRSNRECENTERED	0	9
STRC_PARTRSNSOMEDATANOTSERL	0	8
STRC_PARTRSNSTORNOTAVAIL	0	2
STRC_PARTRSNSTRDUMPPARTIAL	0	A
STRC_PARTRSNSTRNOTAVAIL	0	3
STRC_PARTRSNUNEXPECTFAILURE	0	1

## IXLYWOB information

### IXLYWOB programming interface information

IXLYWOB is a programming interface.

### IXLYWOB heading information

<b>Common name:</b>	Write Operation Block
<b>Macro ID:</b>	IXLYWOB
<b>DSECT name:</b>	WOB
<b>Owning component:</b>	Cross System Extended Services (SCIXL)
<b>Eye-catcher ID:</b>	NONE
<b>Storage attributes:</b>	Subpool: User specified Key: User specified Residency: User specified
<b>Size:</b>	256 bytes WOB -- X'0100' bytes
<b>Created by:</b>	Storage area created by IXLCACHE invoker.
<b>Pointed to by:</b>	BUFFER Parameter on IXLCACHE invocation.
<b>Serialization:</b>	See BUFFER parameter requirements on the IXLCACHE interface description.

**Function:** Maps the information needed to identify an individual cache entry to be written via the IXLCACHE REQUEST=WRITE\_DATA LIST. The storage area(s) indicated by BUFFER on an IXLCACHE REQUEST=WRITE\_DATA LIST contain an input array of elements. Each element may be mapped by the WOB, and contains the information needed for writing entries to a cache structure.

## IXLYWOB mapping

Table 481. Structure WOB

Offset Dec	Offset Hex	Type	Len	Name (Dim)	Description
0	(0)	STRUCTURE	0	WOB	Write Operation Block
0	(0)	CHARACTER	21		Reserved
21	(15)	SIGNED	1	WOB_STGCLASS	Storage class - use this field to assign a storage class to the data item being written. Any previous assignment is updated to the new specification
22	(16)	SIGNED	2	WOB_COCLASS	Castout class - use this field to assign a cast-out class to the data item being written. Any previous assignment is updated to the new specification. This applies when the change control indicator is set
24	(18)	CHARACTER	8		Reserved
32	(20)	CHARACTER	16	WOB_NAME	Entry name
48	(30)	CHARACTER	16	WOB_OLDNAME	Old name - use this field to specify the name of the data item for which your interest should be deregistered
64	(40)	SIGNED	4	WOB_VECTORINDEX	Local Cache vector index - contains the index into the local cache vector for ConToken for the entry specified by WOB_Name. The vector entry identified by this number will be used by cache services to indicate both your interest in the data item and the validity of the copy of the data item in your local cache buffer. This field is required when the suppress registration bit is not set or when oldname is specified.
68	(44)	CHARACTER	4		Reserved
72	(48)	CHARACTER	8	WOB_UDF	User Data field - use this field to specify user-defined information to be written to the directory entry for the data item specified by WOB_Name. The information is only written when the WOB_CHGC indicator is set indicating changed data is to be written to the structure and one of the following is true: There is no entry data in the structure for WOB_Name or there is unchanged entry data in the structure for WOB_Name. If the WOB_CHGC indicator is not set, the user data field will be ignored
80	(50)	BITSTRING	1	WOB_FLAGS1(0)	Flag byte

Table 481. Structure WOB (continued)

Offset Dec	Offset Hex	Type	Len	Name(Dim)	Description
		1... ....		WOB_CHGC	"X'80'" Change control bit - use this field to specify whether changed data is to be written to an entry in the cache structure. 1 ==> the data to be written is changed. The changed data will be assigned to the specified cast-out class (WOB_CCL) superseding any previously specified cast-out class for the data. With the exception of your connection, all users with registered interest in the data will have their interest deregistered such that their locally cached copies of the data are invalidated. 0 ==> the data is written unchanged. The cached copy is the same as the permanent storage copy.
		.1.. ....		WOB_NRC	"X'40'" Name replacement control bit - 1 ==> Any registered interest for the specified local cache vector index and the entry specified by WOB_OldName in this write operation block will be deregistered. 0 ==> No deregistration of interest for the entry specified by WOB_OldName will be performed.
		..11 ....		WOB_CP	"X'30'" Castout parity bits - value with which to update the directory entry parity. The parity bits are only updated when the WOB_CHGC indicator is set indicating changed data is to be written to the structure. If the WOB_CHGC indicator is not set, the parity bits will be ignored
		.... 1...		WOB_GETCOLOCK	"X'08'" Get Castout lock control bit - 1 ==> The cast-out lock is obtained 0 ==> The cast-out lock is not obtained. The cast-out lock is only obtained when the WOB_CHGC indicator is not set indicating that unchanged data is being written. If the WOB_CHGC indicator is set and the WOB_GetCOLock is set, the data will not be written, the cast-out lock will not be obtained and the index of the failing WOB is placed in the ANSAREA. None of the specified WOBs will be processed, meaning processing of the entire command was suppressed.
		.... .1..		WOB_CROSSINVAL	"X'04'" Cross-invalidate control bit - use this value to specify whether cross- invalidate processing should be performed when writing unchanged data. 1 ==> Cross-invalidate processing is performed 0 ==> Cross-invalidate processing is not performed
81	(51)	SIGNED	1	WOB_PROCESSID	Castout process ID - use this field to specify a user defined process identifier to be placed in the cast-out lock along with the connection identifier. This field is only used when WOB_GetCOLock is set.
82	(52)	CHARACTER	1		Reserved



Table 481. Structure WOB (continued)

Offset Dec	Offset Hex	Type	Len	Name(Dim)	Description
83	(53)	SIGNED	1	WOB_ELENUM	Elemnum - use this field to specify the number of elements to be allocated to the data entry. Valid values can be in the range of 0 to 255 where 0 is valid only when WOB_CHGC is 0. The value for ElemNum must match the size of the data area in the data block corresponding to WOB being processed
84	(54)	CHARACTER	4		Reserved
88	(58)	CHARACTER	8	WOB_VERSCOMP	Comparative version number - use this field to specify a version number to be compared to the version number of the entry designated by WOB_Name. If the condition specified by WOB_VersCompType is not met, then the request is terminated. WOB_VersComp is needed to ensure that updates to the version number via WOB_VersUpdate are not processed multiple times as a result of internal request redrive logic affecting this request
96	(60)	CHARACTER	8	WOB_NEWVERS	Version number - use this field to specify the value that is to be assigned to the entry version number
104	(68)	BITSTRING	1	WOB_FLAGS2(0)	Flag byte
		1... ....		WOB_ASC	"X'80'" Assignment Suppression control - use this field to specify whether a directory entry will be assigned for WOB_Name if one does not currently exist. 1 ==> No directory entry will be assigned 0 ==> A directory entry will be assigned
		.1.. ....		WOB_SREG	"X'40'" Suppress registration - use this field to specify whether the request should register connection interest in the entry. 1 ==> No connection interest will be registered. 0 ==> Connection interest registration will be performed.
		.... 1...		WOB_VERSCOMPTYPE	"X'08'" Version comparison request type - use this field to specify how the structure entry version number comparison is to be performed. 1 ==> LessOrEqual - the version number for the structure entry must be less than or equal to the value specified for WOB_VersComp. 0 ==> Equal - the version number for the structure entry must be equal to the value specified for WOB_VersComp.
		.... .1..		WOB_VERSCOMPVALID	"X'04'" Indicates whether or not the VersComp field should be used to perform entry version number comparison using the version comparison request type in WOB_VersCompType. 1 ==> The WOB_VersComp is valid 0 ==> The WOB_VersComp is invalid

Table 481. Structure WOB (continued)

Offset Dec	Offset Hex	Type	Len	Name (Dim)	Description
		.... ..11		WOB_VERSUPDATE	"X'03'" Version request type - use this field to specify how the entry version number will be updated or, for those cases where an entry is created, initialized. 00 ==> None - the version number is not updated. On a request that causes an entry to be created, the version number is set to contain all binary zeros. 10 ==> Inc - the version number will be incremented. On a request that causes an entry to be created, the version number for the created entry is set to contain all binary zeros except for the low order bit, which is set to one. 01 ==> Dec - the version number will be decremented. On a request that causes an entry to be created, the version number for the created entry is set to contain all binary ones. 11 ==> Set - the version number will be set to the value specified by WOB_NewVers, including the case where an entry is created.
105	(69)	CHARACTER	87		Reserved
192	(C0)	CHARACTER	64	WOB_AA	Adjunct area - This area will be ignored if the structure does not support adjunct data
256	(100)	CHARACTER	1	WOB_END(0)	End of WOB
		.... ....		WOB_VERSUPDATE_TYPE_NONE	"B'00000000'"
		.... ...1		WOB_VERSUPDATE_TYPE_DEC	"B'00000001'"
		.... ..1.		WOB_VERSUPDATE_TYPE_INC	"B'00000010'"
		.... ..11		WOB_VERSUPDATE_TYPE_SET	"B'00000011'"
256	(100)	X'100'	0	WOB_LEN	"*-WOB"

Table 482. Cross Reference for IXLYWOB

Name	Offset	Hex	Tag
WOB	0		
WOB_AA	C0		
WOB_ASC	68		80
WOB_CHGC	50		80
WOB_COCLASS	16		
WOB_CP	50		30
WOB_CROSSINVAL	50		4
WOB_ELEMNUM	53		
WOB_END	100		
WOB_FLAGS1	50		
WOB_FLAGS2	68		
WOB_GETCLOCK	50		8
WOB_LEN	100		100
WOB_NAME	20		
WOB_NEWVERS	60		

Table 482. Cross Reference for IXLYWOB (continued)

Name	Offset	Hex Tag
WOB_NRC	50	40
WOB_OLDNAME	30	
WOB_PROCESSID	51	
WOB_SREG	68	40
WOB_STGCLASS	15	
WOB_UDF	48	
WOB_VECTORINDEX	40	
WOB_VERSCOMP	58	
WOB_VERSCOMPTYPE	68	8
WOB_VERSCOMPVALID	68	4
WOB_VERSUPDATE	68	3
WOB_VERSUPDATE_TYPE_DEC	100	1
WOB_VERSUPDATE_TYPE_INC	100	2
WOB_VERSUPDATE_TYPE_NONE	100	0
WOB_VERSUPDATE_TYPE_SET	100	3

## IXLYWORB information

### IXLYWORB programming interface information

IXLYWORB is a programming interface.

### IXLYWORB heading information

<b>Common name:</b>	Write-Operation Response Block
<b>Macro ID:</b>	IXLYWORB
<b>DSECT name:</b>	WORB
<b>Owning component:</b>	Cross System Extended Services (SCIXL)
<b>Eye-catcher ID:</b>	NONE
<b>Storage attributes:</b>	Subpool: User specified Key: User specified Residency: User specified
<b>Size:</b>	192 bytes WORB -- X'00C0' bytes
<b>Created by:</b>	- Storage area created by IXLCACHE invoker - WORB data created by IXLCACHE service routine
<b>Pointed to by:</b>	WORBAREA parameter on IXLCACHE
<b>Serialization:</b>	See WORBAREA parameter requirements on the IXLCACHE interface description.

**Function:** The WORB maps the information returned when the IXLCACHE macro is issued for a WRITE\_DATALIST request.

## IXLYWORB mapping

Table 483. Structure WORB

Offset Dec	Offset Hex	Type	Len	Name (Dim)	Description
0	(0)	STRUCTURE	0	WORB	Write Operation Response Block
0	(0)	CHARACTER	192	WORBARRAYCHAR(0)	Entire WORB area
0	(0)	CHARACTER	12	WORBARRAY(0)	Array of WORB entries
0	(0)	SIGNED	4	WORB_COCCOUNT	Total number of data elements assigned to the castout class to which data was just written for the corresponding WOB
4	(4)	SIGNED	4	WORB_TOTCHANGED	The total number of entries assigned to the storage class to which data was just written for the corresponding WOB that contain changed or locked-for-cast-out subsystem data.
8	(8)	SIGNED	4	WORB_INVLCVINUM	Invalidated local cache vector index number. This represents the local cache vector index that was invalidated because interest for the associated item was re-registered using a different vector index. This field is only valid when the bit position corresponding to the WORB being processed in CAInvLcviVector is set to one.
12	(C)	CHARACTER	1	WORB_END(0)	End of WORB
192	(C0)	X'C0'	0	WORB_LEN	"*-WORB"

## IXLZSTRB information

### IXLZSTRB programming interface information

IXLZSTRB is a programming interface.

### IXLZSTRB heading information

**Common name:** IXLZSTR Macro Service ANSAREA Mappings

**Macro ID:** IXLZSTRB

**DSECT name:** StrBHeader StrBStrSummary StrBSummary StrBStrDetail StrBStrDetail1 StrBStrDetail2 StrBDetail StrBEMCDetail StrBEntry

**Owning component:** Cross System Extended Services (SCIXL)

**Eye-catcher ID:** None

**Storage attributes:** Subpool: User Defined  
Key: User Defined  
Residency: User Defined

**Size:**

STRBSTRDETAIL2 -- X'004C' bytes  
 STRBSTRDETAIL1 -- X'0044' bytes  
 STRBHEADER -- X'0088' bytes  
 STRBSTRSUMMARY -- X'0068' bytes  
 STRBSUMMARY -- X'000C' bytes  
 STRBSTRDETAIL -- X'003C' bytes  
 STRBDETAIL -- X'0024' bytes  
 STRBEMCDetail -- X'0020' bytes  
 STRBENTRY -- X'0038' bytes

**Created by:** The IXLZSTR CF Structure Data Access Service in the user defined ANSAREA

**Pointed to by:** User

**Serialization:** No requirement

**Function:**

This macro maps the ANSAREA data that was requested on the IXLZSTR macro and provides constants to interpret any return and reason codes issued. This macro will map the contents of the ANSAREA for all IXLZSTR requests, with the exception of the user control and lock index requests. In the case where the user control information is returned from the IXLZSTR service, the DLccb mapping found in IXLYDDIB will map the answer area entries if the structure requested is a cache structure or the DLucb mapping found in IXLYDDIB will map the answer area entries if the structure is a list structure. In the case where lock table entries are requested, the DLte mapping found in IXLYDDIB will map the answer area entries. NOTE: To determine the length of each individual StrBEntry entry, perform the following calculation:  

$$\text{StrBTableEntryLen} + \text{StrBEntryAdjLen} + \text{StrBEntryEDataLen} + \text{StrBEntryCntlLen}$$
  
 This calculation will always give the correct length. The reason this should be done for each individual StrBEntry is that there may be times when some or all of the entries may not contain adjunct data or entry data, even though it was requested. By performing this calculation, the user is insured that movement to the next entry in the ANSAREA will be correct. NOTE: To interpret the dump reason code, include the IXLYSTRC mapping in your program.

## IXLZSTRB mapping

Table 484. Structure STRBHEADER

Offset Dec	Offset Hex	Type	Len	Name (Dim)	Description
0	(0)	STRUCTURE	0	STRBHEADER	Mapping for the header section of the answer area
0	(0)	SIGNED	4	STRBNUMTABLEENTRIES	Number of table entries

Table 484. Structure STRBHEADER (continued)

Offset Dec	Offset Hex	Type	Len	Name(Dim)	Description
4	(4)	SIGNED	4	STRBTABLEENTRYLEN	Length of the table entry. For table entries that point to other areas of the answer area, i.e. control information, the length of the area that is pointed to is included in the table entry length NOTE - If the ENTRYDATA keyword is specified on the IXLZSTR macro, this field will not include the length of the entry data in the total length. The reason for this is that two different entries in the answer area could have two different entrydata lengths, thus invalidating this field. To obtain the length of the entrydata in the answer area, see StrbEntryEDataLen in the StrbEntry entry. If the ADJUNCT keyword is specified on the IXLZSTR macro, this field will not include the length of the adjunct data. The reason for this is that the adjunct data may be requested, but not in the dump. To obtain the length of the adjunct data in the answer area, see STRbEntryAdjLen in the StrbEntry
8	(8)	ADDRESS	4	STRBFIRSTTABLEENTRY@	Pointer to the first table entry in the answer area
12	(C)	SIGNED	4	STRBTABLEENTRYTYPE	Type of entries that are mapped in the answer area
16	(10)	CHARACTER	104	STRBSTRINFO	Summary information about the structure that was specified on the IXLZSTR request. This area will not be filled in when the request is TYPE(STRUCTURE) STRLEVEL(SUMMARY) request. This area can be mapped by the StrBStrSummary mapping
120	(78)	SIGNED	4	STRBSTARTRANGE	If the StrbPosRange bit is off, this variable will hold the start of a range of CLASS, LISTNUM, LOCKENTRIES, USERCNTLS, EMCONTROLS, or EVENTQS object values specified on the IXLZSTR macro. If the StrbPosRange bit is on, this variable will hold the start of a position range within a requested CLASS or LISTNUM value. This value can be found in StrBEntryValue NOTE - This field will only be valid if the TYPE parameter on the IXLZSTR macro is CLASS, LISTNUM, LOCKENTRIES, USERCNTLS, EMCONTROLS, or EVENTQS and the StrBHeaderAll bit is off
124	(7C)	SIGNED	4	STRBENDRANGE	If the StrbPosRange bit is off, this variable will hold the end of a range of CLASS, LISTNUM, LOCKENTRIES, USERCNTLS, EMCONTROLS, or EVENTQS object values specified on the IXLZSTR macro. If the StrbPosRange bit is on, this variable will hold the end of a position range within a requested CLASS or LISTNUM value. This value can be found in StrBEntryValue NOTE - This field will only be valid if the TYPE parameter on the IXLZSTR macro is CLASS, LISTNUM, LOCKENTRIES, USERCNTLS, EMCONTROLS, or EVENTQS and the StrBHeaderAll bit is off

Table 484. Structure STRBHEADER (continued)

Offset Dec	Offset Hex	Type	Len	Name(Dim)	Description
128	(80)	SIGNED	4	STRBHEADEROBJECTVALUE	Value of the object the entries were attempted to be retrieved from. See StrBHeaderFlags and StrBHeaderFlags2 to determine whether this value is a storage class, castout class, list number, or connection id. NOTE: This field is only valid if the request was a TYPE(CLASS) CLASSLEVEL(ENTRY) request, a TYPE(LISTNUM) LISTNUMLEVEL(ENTRY) request, a TYPE(EMCONTROLS) EMCLEVEL(EMC) request, or a TYPE(EVENTQS) EQLEVEL(EMC) request
132	(84)	BITSTRING	1	STRBHEADERFLAGS	Flag Byte
Bit definitions:					
		1... ....		STRBHEADERALL	"X'80'" 0 => Indicates a range was specified 1 => Indicates that all of a class, listnum, usercntls, lockentries, emcontrols or eventqs was specified. NOTE - This bit will only be valid if the TYPE parameter on the IXLZSTR macro is CLASS, LISTNUM, LOCKENTRIES, USERCNTLS, EMCONTROLS, or EVENTQS
		.1.. ....		STRBPOS RANGE	"X'40'" 0 => Indicates that SUMMARY or DETAIL level information was requested or STARTVAL and or ENDVAL were specified or defaulted to on the IXLZSTR macro. StrBStartRange, StrBEndRange, and StrBHeaderAll bits are referencing ranges of CLASS (when StrBObjRngCoc or StrBObjRngStg are set), LISTNUM (when StrBObjRngLnm is set), LOCKENTRIES, USERCNTLS, EMCONTROLS (when StrBObjRngEmc is set) or EVENTQS (when StrBObjRncEqc is set). 1 => Indicates that ENTRY level, or ENTRY level with STARTPOS and optionally ENDPOS, or EMC level information, was requested for the object value specified in StrBHeaderObjectValue. For ENTRY level information, StrBStartRange, StrBEndRange, and StrBHeaderAll bits are referencing ranges of entry positions within a CLASS (when StrBHeaderCoc or StrBHeaderStg is set) or a LISTNUM (when StrBHeaderLnm is set). For EMC level information (StrBHeaderEmc or StrBHeaderEqc is set), StrBHeaderAll will be set and StrBStartRange and StrBEndRange do not apply.
		..1. ....		STRBTAILORDPROB	"X'20'" If ENTRYKEY and ORDER(TAIL) were specified on the IXLZSTR macro and the dump of the entries was partial, this bit will be set to indicate that the dump of the entrykey may be partial because the last entry dumped for this object had the requested entrykey
The following 3 bits only apply for TYPE(CLASS) CLASSLEVEL(ENTRY) requests and for TYPE(LISTNUM) LISTNUMLEVEL(ENTRY) requests. The object value these bits identify is located in the field StrBHeaderObjectValue					

Table 484. Structure STRBHEADER (continued)

Offset Dec	Offset Hex	Type	Len	Name (Dim)	Description
		...1 ....		STRBHEADERCOC	"X'10'" 0 => This object value in the StrBHeaderObjectValue field is not a castout class 1 => This object value in the StrBHeaderObjectValue field is a castout class
		.... 1...		STRBHEADERSTG	"X'08'" 0 => This object value in the StrBHeaderObjectValue field is not a storage class 1 => This object value in the StrBHeaderObjectValue field is a storage class
		.... .1..		STRBHEADERLNM	"X'04'" 0 => This object value in the StrBHeaderObjectValue field is not a list number 1 => This object value in the StrBHeaderObjectValue field is a list number
		.... ..1.		STRBTAILPOSRANGE	"X'02'" 0 => The position range specified is going from head to tail order 1 => The position range specified is going from tail to head order NOTE: This bit is valid only if the StrBPosRange bit is set
133	(85)	BITSTRING	1	STRBHEADERFLAGS2	Flag Byte2
<p>The following 3 bits only apply for TYPE(CLASS) CLASSLEVEL(SUMMARY) or CLASSLEVEL(DETAIL) requests and for TYPE(LISTNUM) LISTNUMLEVEL(SUMMARY) or LISTNUMLEVEL(DETAIL) requests. The object ranges these bits identify are located in StrBHeaderAll if all was requested or in StrBStartRange and StrBEndRange if a range was requested</p> <p>Bit definitions:</p>					
		1... ....		STRBOBJRNGCOC	"X'80'" 0 => The range requested is not a castout class 1 => The range requested is a castout class
		.1.. ....		STRBOBJRNGSTG	"X'40'" 0 => The range requested is not a storage class 1 => The range requested is a storage class
		..1. ....		STRBOBJRNLNM	"X'20'" 0 => The range requested is not a list number 1 => The range requested is a list number
<p>The following 2 bits only apply for TYPE(EMCONTROLS) EMCLEVEL(EMC) or TYPE(EVENTQS) EQLEVEL(EMC) requests. The object value these bits identify is located in the field StrBHeaderObjectValue</p>					
		...1 ....		STRBHEADEREMC	"X'10'" 0 => The object value in the StrBHeaderObjectValue field is not a list number 1 => This object value in the StrBHeaderObjectValue field is a list number
		.... 1...		STRBHEADEREQC	"X'08'" 0 => The object value in the StrBHeaderObjectValue field is not a connection id 1 => This object value in the StrBHeaderObjectValue field is a connection id
<p>The following 2 bits only apply for TYPE(EMCONTROLS) EMCLEVEL(SUMMARY) or TYPE(EVENTQS) EQLEVEL(DETAIL) requests. The object ranges these bits identify are located in StrBHeaderAll if all was requested or in StrBStartRange and StrBEndRange if a range was requested</p>					
		.... .1..		STRBOBJRNGEMC	"X'04'" 0 => The range requested is not a list number 1 => The range requested is a list number



Table 484. Structure STRBHEADER (continued)

Offset Dec	Offset Hex	Type	Len	Name (Dim)	Description
		.... ..1.		STRBOBJRNGEQC	"X'02'" 0 => The range requested is not a connection id 1 => The range requested is a connection id
134	(86)	CHARACTER	2		
Constants for the table entry These constants will be used in StrBTableEntryType					
134	(86)	X'1'	0	STRBTABLEENTRYSTRSUMMARY	"1" TYPE=STRUCTURE STRLEVEL=SUMMARY entries are in the answer area
134	(86)	X'2'	0	STRBTABLEENTRYSTRDETAIL	"2" TYPE=STRUCTURE STRLEVEL=DETAIL entries are in the answer area
134	(86)	X'3'	0	STRBTABLEENTRYSUMMARY	"3" TYPE=CLASS CLASSLEVEL=SUMMARY or TYPE=LISTNUM LISTNUMLEVEL=SUMMARY or TYPE=EMCONTROLS EMCLEVEL=SUMMARY entries are in the answer area
134	(86)	X'4'	0	STRBTABLEENTRYDETAIL	"4" TYPE=CLASS CLASSLEVEL=DETAIL or TYPE=LISTNUM LISTNUMLEVEL=DETAIL or TYPE=EVENTQS EMCLEVEL=DETAIL entries are in the answer area
134	(86)	X'5'	0	STRBTABLEENTRYENTRY	"5" TYPE=CLASS CLASSLEVEL=ENTRY, TYPE=LISTNUM LISTNUMLEVEL=ENTRY, or TYPE=ENTRY entries are in the answer area
134	(86)	X'6'	0	STRBTABLEENTRYLOCK	"6" TYPE=LOCKENTRIES entries are in the answer area - Use the DLte mapping in IXLYDDIB to map the entries
134	(86)	X'7'	0	STRBTABLEENTRYDLUCB	"7" TYPE=USERCNTLS entries are in the answer area and the structure requested is a list structure - Use the DLucb mapping in IXLYDDIB to map the entries
134	(86)	X'8'	0	STRBTABLEENTRYDLCCB	"8" TYPE=USERCNTLS entries are in the answer area and the structure requested is a cache structure - Use the DLccb mapping in IXLYDDIB to map the entries
134	(86)	X'9'	0	STRBTABLEENTRYEMCDetail	"9" TYPE=EMCONTROLS EMCLEVEL=EMC or TYPE=EVENTQS EMCLEVEL=EMC entries are in the answer area
134	(86)	X'88'	0	STRBHEADER_LEN	"*-STRBHEADER"

Table 485. Structure STRBSTRSUMMARY

Offset Dec	Offset Hex	Type	Len	Name (Dim)	Description
0	(0)	STRUCTURE	0	STRBSTRSUMMARY	
0	(0)	CHARACTER	16	STRBSTRSUMMARYNAME	Structure name
16	(10)	BITSTRING	1	STRBSTRSUMMARYTYPE	Structure type
17	(11)	CHARACTER	1		reserved
18	(12)	SIGNED	2	STRBSTRSUMMARYSTRDUMPID	Structure Dump ID
20	(14)	SIGNED	4	STRBSTRSUMMARYDUMPRSN	Reason code, if dump status is other than complete - the dump reason codes are defined in the IXLYSTRC mapping
24	(18)	CHARACTER	32	STRBSTRSUMMARYHDWND	Facility Node descriptor
56	(38)	CHARACTER	8	STRBSTRSUMMARYCFNAME	Facility Name
64	(40)	CHARACTER	32	STRBSTRSUMMARYINCIDENTTOKEN	Incident token
96	(60)	BITSTRING	1	STRBSTRSUMMARYFLAGS	Flag Byte

Table 485. Structure STRBSTRSUMMARY (continued)

Offset Dec	Offset Hex	Type	Len	Name(Dim)	Description
Bit definitions:					
		1... ....		STRBSTRSUMMARYFLGCOMPLETE	"X'80'" Indicates that the dump of the lock table or the user controls was complete NOTE: This field only applies when a user requests LOCKENTRIES or USERCNTLS information
		.1.. ....		STRBSTRSUMMARYSTRINREBLD	"X'40'" Indicates that the the structure is in the process of rebuild
		..1. ....		STRBSTRSUMMARYREBLDOLDSTR	"X'20'" Indicates that the structure information pertains to the OLD structure NOTE: Bit is only valid if the StrBStrSummaryStrInRebld is set
		...1 ....		STRBSTRSUMMARYREBLDNEWSTR	"X'10'" Indicates that the structure information pertains to the NEW structure NOTE: Bit is only valid if the StrBStrSummaryStrInRebld is set
		.... 1...		STRBSTRSUMMARYREBLDDUPLEXSTR	"X'08'" ON indicates the structure rebuild is a duplexing rebuild. OFF indicates the structure rebuild is a normal rebuild. NOTE: Bit is only valid if the StrBStrSummaryStrInRebld is set
		.... .1..		STRBSTRSUMMARYREBLDMETHODSTR	"X'04'" ON indicates the structure rebuild is system managed. OFF indicates the structure rebuild is user managed. NOTE: Bit is only valid if the StrBStrSummaryStrInRebld is set
		.... ..1.		STRBSTRSUMMARYSTRENCRYPTED	"X'02'" ON indicates that data in this structure instance is encrypted
97	(61)	CHARACTER	3		Reserved
100	(64)	SIGNED	4	STRBSTRSUMMARYCFLEVEL	Coupling facility operational level of facility in which structure is allocated
100	(64)	X'68'	0	STRBSTRSUMMARY_LEN	"*-STRBSTRSUMMARY"

Table 486. Structure STRBSUMMARY

Offset Dec	Offset Hex	Type	Len	Name(Dim)	Description
0	(0)	STRUCTURE	0	STRBSUMMARY	
0	(0)	SIGNED	4	STRBSUMMARYVALUE	Value of the CLASS or LISTNUM or EMCONTROLS. See StrbSummaryFlags to determine if this value is a storage class, castout class, or list number value
4	(4)	BITSTRING	1	STRBSUMMARYFLAGS	
Bit definitions:					
		1... ....		STRBSUMMARYCOMPLETE	"X'80'" Indicates that dump is complete for all the entries in the CLASS or LISTNUM or all the event monitor controls (EMCONTROLS) associated with the list number.
		.1.. ....		STRBSUMMARYCOC	"X'40'" 0 => This is not a castout class entry 1 => This is a castout class entry

Table 486. Structure STRBSUMMARY (continued)

Offset Dec	Offset Hex	Type	Len	Name (Dim)	Description
		..1. ....		STRBSUMMARYSTG	"X'20'" 0 => This is not a storage class entry 1 => This is a storage class entry
		...1 ....		STRBSUMMARYLNM	"X'10'" 0 => This is not a list number entry 1 => This is a list number entry
		.... 1...		STRBSUMMARYEMC	"X'08'" 0 => This is not an event monitor controls entry. 1 => This is an event monitor controls (EMCONTROLS) entry
5	(5)	CHARACTER	3		reserved
8	(8)	CHARACTER	4		reserved for alignment
8	(8)	X'C'	0	STRBSUMMARY_LEN	"*-STRBSUMMARY"

Table 487. Structure STRBSTRDETAIL

Offset Dec	Offset Hex	Type	Len	Name (Dim)	Description
0	(0)	STRUCTURE	0	STRBSTRDETAIL	
0	(0)	ADDRESS	4	STRBSTRDETAILCNTL@	Pointer to the structure controls in the answer area. The controls can be mapped by the DCac mapping found in IXLYDCAC if the structure is a cache structure, or the controls can be mapped by the DLic mapping found in IXLYDLIC if the structure is a list structure
4	(4)	SIGNED	4	STRBSTRDETAILCNTLLEN	Length of the structure controls
8	(8)	ADDRESS	4	STRBSTRDETAILARB@	Pointer to the ARB in the answer area. The ARB can be mapped by the ARB mapping found in IHAARB. The length of the ARB is always one page. If the ARB is not present in the dump, this pointer will be zero
12	(C)	SIGNED	4	STRBSTRDETAILARBLEN	The length of the ARB
16	(10)	SIGNED	4	STRBSTRDETAILARBNUMRANGES	The number of ranges that are in the ARB. This number should be used to index through the ARB ranges
20	(14)	SIGNED	4	STRBSTRDETAILARBBLASTRNGPROC	The index of the last range that was processed in the ARB
24	(18)	CHARACTER	16	STRBSTRDETAILCONNAME	name of connected user whose registry information was gathered
40	(28)	SIGNED	2	STRBSTRDETAILCONID	Connection ID
42	(2A)	BITSTRING	1	STRBSTRDETAILFLAGS	Structure Detail Flags

Bit definitions:

		1... ....		STRBSTRDETAILCONNOTFOUND	"X'80'" Indicates that the conname or contoken specified for this structure could not be found in the policy when the structure was dumped
		.1.. ....		STRBSTRDETAILSTRMONOPSTATE	"X'40'" ON indicates that the structure was in the monopolizing state at the beginning of the dumping process
43	(2B)	CHARACTER	1		Reserved
44	(2C)	ADDRESS	4	STRBSTRDETAILSCC@	Pointer to the structure copy controls in the answer area.
48	(30)	SIGNED	4	STRBSTRDETAILSCCLEN	The length of the structure copy controls

Table 487. Structure STRBSTRDETAIL (continued)

Offset Dec	Offset Hex	Type	Len	Name (Dim)	Description
52	(34)	ADDRESS	4	STRBSTRDETAILDUPCON@	Pointer to the duplexing controls data in the answer area.
56	(38)	SIGNED	4	STRBSTRDETAILDUPCONLEN	The length of the duplexing controls
56	(38)	X'3C'	0	STRBSTRDETAIL_LEN	"*-STRBSTRDETAIL"

Table 488. Structure STRBSTRDETAIL1

Offset Dec	Offset Hex	Type	Len	Name (Dim)	Description
0	(0)	STRUCTURE	0	STRBSTRDETAIL1	
0	(0)	CHARACTER	60		Mapped by StrBStrDetail
60	(3C)	ADDRESS	4	STRBSTRDETAILEXTSTRCNTL@	Pointer to the extended structure controls in the answer area. The controls can be mapped by the DlicExtStructureControls mapping found in IXLYDLIC if the structure is a list structure and by the DcacExtStructureControls mapping found in IXLYDCAC if the structure is a cache structure
64	(40)	SIGNED	4	STRBSTRDETAILEXTSTRCNTLLEN	Length of the extended structure controls
64	(40)	X'44'	0	STRBSTRDETAIL1_LEN	"*-STRBSTRDETAIL1"

Table 489. Structure STRBSTRDETAIL2

Offset Dec	Offset Hex	Type	Len	Name (Dim)	Description
0	(0)	STRUCTURE	0	STRBSTRDETAIL2	
0	(0)	CHARACTER	68		Mapped by StrBStrDetail1
68	(44)	ADDRESS	4	STRBSTRDETAILUSRSTRCNTL2@	Pointer to the user structure controls 2.
72	(48)	SIGNED	4	STRBSTRDETAILUSRSTRCNTL2LEN	Length of the user structure controls 2. Or zero if the user structure controls are not applicable or not requested.
72	(48)	X'4C'	0	STRBSTRDETAIL2_LEN	"*-STRBSTRDETAIL2"

Table 490. Structure STRBDETAIL

Offset Dec	Offset Hex	Type	Len	Name (Dim)	Description
0	(0)	STRUCTURE	0	STRBDETAIL	
0	(0)	SIGNED	4	STRBDETAILVALUE	Value of the CLASS, LISTNUM or EVENTQS. See StrbDetailFlags to determine if this value is a storage class, castout class, list number value or connection id.
4	(4)	SIGNED	4	STRBDETAILNUMENTRIES	Number of entries dumped for the CLASS, LISTNUM or EVENTQS. NOTE: If the STRBDETAILCOMPLETE bit is not set, this number will not be valid
8	(8)	BITSTRING	1	STRBDETAILFLAGS	

Bit definitions:

Table 490. Structure STRBDETAIL (continued)

Offset Dec	Offset Hex	Type	Len	Name(Dim)	Description
		1... ....		STRBDETAILCOMPLETE	"X'80'" Indicates that all the entries were dumped for the CLASS, LISTNUM, or all of the event monitor controls were dumped for an event queue
		.1.. ....		STRBDETAILCOC	"X'40'" 0 => This is not a castout class entry 1 => This is a castout class entry
		..1. ....		STRBDETAILSTG	"X'20'" 0 => This is not a storage class entry 1 => This is a storage class entry
		...1 ....		STRBDETAILLNM	"X'10'" 0 => This is not a list number entry 1 => This is a list number entry
		.... 1...		STRBDETAILEQC	"X'08'" 0 => This is not an event queue (EVENTQS) entry 1 => This is an event queue (EVENTQS) entry
9	(9)	CHARACTER	3		reserved
12	(C)	SIGNED	4		Reserved
16	(10)	ADDRESS	4	STRBDETAILCNTL@	Pointer to the CLASS, LISTNUM or event queue controls found in the answer area. The controls can be mapped by the Dccc mapping found in IXLYDCCC if the controls are cast out class controls. The controls can be mapped by the Dscc mapping found in IXLYDSCC if the controls are storage class controls. The controls can be mapped by the Dlc mapping found in IXLYDLC if the controls are list controls. The controls can be mapped by the Deqc mapping found in IXLYDEQC if the controls are event queue controls.
20	(14)	SIGNED	4	STRBDETAILCNTLLEN	Length of the controls
24	(18)	CHARACTER	12		reserved for alignment
24	(18)	X'24'	0	STRBDETAIL_LEN	"*-STRBDETAIL"

Table 491. Structure STRBEMCDetail

Offset Dec	Offset Hex	Type	Len	Name(Dim)	Description
0	(0)	STRUCTURE	0	STRBEMCDetail	
0	(0)	SIGNED	4	STRBEMCDetailVALUE	Value of the connection id or the list number associated with event monitor controls. See StrBEMCDetailFlags to determine if this value is a connection id or a list number value
4	(4)	SIGNED	4	STRBEMCDetailNUMENTRIES	Number of event monitor controls dumped for the connection id or the list number. If the StrBEMCDetailComplete bit is not set, this number will not be valid
8	(8)	BITSTRING	1	STRBEMCDetailFLAGS	
Bit definitions:					
		1... ....		STRBEMCDetailCOMPLETE	"X'80'" 1 indicates that all the event monitor controls were dumped for the connection id or list number

Table 491. Structure STRBEMCDETAIL (continued)

Offset Dec	Offset Hex	Type	Len	Name(Dim)	Description
		.1.. ....		STRBEMCDETAILEMC	"X'40'" 0 => This is not an event monitor controls (EMCONTROLS) entry 1 => This is an event monitor controls (EMCONTROLS) entry
		..1. ....		STRBEMCDETAILEQC	"X'20'" 0 => This is not an event queue (EVENTQS) entry 1 => This is an event queue (EVENTQS) entry
9	(9)	CHARACTER	3		reserved
12	(C)	SIGNED	4		Reserved
16	(10)	ADDRESS	4	STRBEMCDETAILEMC@	Pointer to event monitor controls in the answer area mapped by DEmc mapping found in IXLyddIB
20	(14)	SIGNED	4	STRBEMCDETAILEMCLEN	Length of the event monitor controls
24	(18)	CHARACTER	8		reserved for alignment
24	(18)	X'20'	0	STRBEMCDETAIL_LEN	"*-STRBEMCDETAIL"

Table 492. Structure STRBENTRY

Offset Dec	Offset Hex	Type	Len	Name(Dim)	Description
0	(0)	STRUCTURE	0	STRBENTRY	
0	(0)	ADDRESS	4	STRBENTRYCNTL@	Pointer to the entry control information in the answer area. The entry control information can be mapped by the DDil mapping in the IXLyddIB macro if the structure is a list structure or by the DDic mapping in the IXLyddIB macro if the structure is a cache structure.
4	(4)	SIGNED	4	STRBENTRYCNTLLEN	Length of the entry control information
8	(8)	ADDRESS	4	STRBENTRYEDATA@	Pointer to the entry's entry data in the answer area NOTE: IF no entry data was returned, the pointer to the entry data in the answer area will be zero
12	(C)	SIGNED	4	STRBENTRYTOTALEDATALEN	Total length of entry data
16	(10)	SIGNED	4	STRBENTRYEDATALEN	Length of the entry data returned NOTE: If no entry data was returned, the length will be set to zero
20	(14)	SIGNED	4	STRBENTRYEDATALENLEFT2PROC	Length of entry data left to process to retrieve all of the entry data associated with this entry. This variable can be used to allocate a bigger answer area so that the remainder of this entry's entry data can be returned all at once before proceeding to the next entry, if one exists
24	(18)	ADDRESS	4	STRBENTRYADJ@	Pointer to the entry's adjunct information in the answer area NOTE: IF no adjunct data was returned, the pointer to the adjunct data in the answer area will be zero
28	(1C)	SIGNED	4	STRBENTRYADJLEN	Length of the adjunct data NOTE: If no adjunct data was returned, the length will be set to zero
32	(20)	SIGNED	4	STRBENTRYPOSVALUE	Entry position of the entry in the class or listnum. If the StrBKeyPosValue is On, this is the entry position of the entry within the requested entrykey NOTE: If this is from a TYPE(ENTRY) request, the field is invalid

Table 492. Structure STRBENTRY (continued)

Offset Dec	Offset Hex	Type	Len	Name(Dim)	Description
36	(24)	BITSTRING	1	STRBENTRYFLAGS	
Bit definitions:					
		1... ....		STRBENTRYDATASERIALIZED	"X'80'" Indicates whether the entry data was dumped serialized
		.1.. ....		STRBENTRYADJDSERIALIZED	"X'40'" Indicates whether the adjunct data was dumped serialized
		..1. ....		STRBPARTENTRYDATA	"X'20'" 0 => All of the entry data that could fit did make it out into the answer area 1 => All of the entry data was not able to be put into the answer area The reason for this is because there was an access error while retrieving the entry data. NOTE: this bit will only be valid if StrBEntryEDataReq is on
		...1 ....		STRBENTRYEDATAREQ	"X'10'" Indicates whether the entry data was requested to be returned on the IXLZSTR macro NOTE: Entry data may be partially returned due to insufficient space in the answer area or not returned due to failure to get the entry data written out to the dump data set. Please check the return code and reason codes from the IXLZSTR service and the fields in this mapping, StrBEntry, to check that state of the entrydata retrieval
		.... 1...		STRBENTRYADJDREQ	"X'08'" Indicates whether the adjunct data was requested to be returned on the IXLZSTR macro NOTE: Adjunct data may not be returned due to a failure to get it written out to the dump data set. Please check the fields in this mapping, StrBEntry, to insure that the adjunct data was returned
		.... .1..		STRBENTRYONSCM	"X'04'" For a TYPE(LISTNUM) request, indicates whether the entry resides in coupling facility real storage or storage class memory. 0 => the entry represented by this StrBEntry table entry resides in coupling facility real storage. 1 => the entry represented by this StrBEntry table entry resides in coupling facility storage class memory. No entry control information, adjunct data or entry data is returned
		.... ..1.		STRBENTRYEDATADECRYPTERR	"X'02'" Indicates whether encrypted entry data was decrypted. Valid when StrBEntryEDataReq and StrBStrSummaryStrEncrypted are set to 1. 0 => Entry data decryption was successful 1 => Entry data decryption failed. Entry data is not returned in the answer area for the entry when decryption failed
		.... ...1		STRBENTRYADJDDECRYPTERR	"X'01'" Indicates whether encrypted adjunct data was decrypted. Valid when StrBEntryAdjDReq and StrBStrSummaryStrEncrypted are set to 1. 0 => Adjunct data decryption was successful 1 => Adjunct data decryption failed. Adjunct data is not returned for the entry in the answer area when decryption failed
37	(25)	BITSTRING	1	STRBENTRYFLAGS2	Flag Byte 2 - NOTE: If this is from a TYPE(ENTRY) request, the field is invalid

Table 492. Structure STRBENTRY (continued)

Offset Dec	Offset Hex	Type	Len	Name(Dim)	Description
Bit definitions:					
		1... ....		STRBKEYPOSVALUE	"X'80'" 0 => Entry position found in the StrBEntryPosValue is the entry position in the total list of entries 1 => Entry position found in the StrBEntryPosValue is the entry position in the list of entries with the requested entrykey NOTE: To find the entrykey that was requested, map the DDil mapping on the pointer to the entry controls in this entry and look at the value of the DDilStEntKey field
38	(26)	CHARACTER	2		reserved for alignment
40	(28)	CHARACTER	16		reserved for expansion
Structure Type Constants					
		.... ..11		STRBSTRTYPELIST	"X'03'" List Structure - External
		.... .1..		STRBSTRTYPECACHE	"X'04'" Cache Structure - External
Length constants for the mappings					
40	(28)	X'0'	0	STRBRETCODESUCC	"0" Successful Completion - IXLZSTR returned all requested data
40	(28)	X'4'	0	STRBRETCODEMOREDATA	"4" Successful Completion - Additional data available but not returned
40	(28)	X'8'	0	STRBRETCODENODATA	"8" No data returned in ANSAREA
40	(28)	X'C'	0	STRBRETCODEENVERR	"12" Environmental Error
40	(28)	X'10'	0	STRBRETCODEFAIL	"16" Failure in IXLZSTR Processing
Reason Codes from the IXLZSTR Macro Service for when the return code is StrBRetCodeSucc					
40	(28)	X'0'	0	STRBRSNCODESUCC	"0" Successful Completion - IXLZSTR returned all requested data
Reason Codes from the IXLZSTR Macro Service for when the return code is StrBRetCodeMoreData					
40	(28)	X'4'	0	STRBRSNCODEANSANOTLGE	"4" ANSAREA was not large enough to contain the data to be returned by IXLZSTR. To retrieve the remainder of the data, invoke IXLZSTR again with the same keywords and the RESTOKEN as input to the macro
Reason Codes from the IXLZSTR Macro Service for when the return code is StrBRetCodeNoData					
40	(28)	X'4'	0	STRBRSNCODENOSTRNAME	"4" The STRNAME specified on the IXLZSTR macro does not appear in the dump
40	(28)	X'8'	0	STRBRSNCODENOSTRDUMPID	"8" The STRNAME specified on the IXLZSTR macro does appear in the dump, but the STRDUMPID does not appear in the dump
40	(28)	X'C'	0	STRBRSNCODENOFACDATA	"12" No coupling facility data appears in the dump



Table 492. Structure STRBENTRY (continued)

Offset Dec	Offset Hex	Type	Len	Name (Dim)	Description
40	(28)	X'10'	0	STRBRNSNCODENOTMINSTOR	"16" ANSAREA specified on the IXLZSTR macro does not meet the minimum storage requirement for the request
40	(28)	X'14'	0	STRBRNSNCODENOATTRSTR	"20" The data does not appear in the dump because the attributes of the requested data does not match the attributes of the structure type
40	(28)	X'18'	0	STRBRNSNCODEINVALIDDRGE	"24" The range specification on the IXLZSTR macro is invalid. The starting value is greater than the ending value
Reason Codes from the IXLZSTR Macro Service for when the return code is StrBRetCodeEnvErr					
40	(28)	X'4'	0	STRBRNSNCODENOSTOR	"4" Unable to obtain system storage
Reason Codes from the IXLZSTR Macro Service for when the return code is StrBRetCodeFail					
40	(28)	X'4'	0	STRBRNSNCODENOREADS	"4" Some data could not be accessed in the dump data set
40	(28)	X'38'	0	STRBENTRY_LEN	"*-STRBENTRY"

Table 493. Cross Reference for IXLZSTRB

Name	Offset	Hex Tag
STRBDETAIL	0	
STRBDETAIL_LEN	18	24
STRBDETAILCNTL@	10	
STRBDETAILCNTLLEN	14	
STRBDETAILCOC	8	40
STRBDETAILCOMPLETE	8	80
STRBDETAILEQC	8	8
STRBDETAILFLAGS	8	
STRBDETAILLNM	8	10
STRBDETAILNUMENTRIES	4	
STRBDETAILSTG	8	20
STRBDETAILVALUE	0	
STRBEMCDetail	0	
STRBEMCDetail_LEN	18	20
STRBEMCDetailCOMPLETE	8	80
STRBEMCDetailEMC	8	40
STRBEMCDetailEMC@	10	
STRBEMCDetailEMCLEN	14	
STRBEMCDetailEQC	8	20
STRBEMCDetailFLAGS	8	
STRBEMCDetailNUMENTRIES	4	
STRBEMCDetailVALUE	0	

Table 493. Cross Reference for IXLZSTRB (continued)

Name	Offset	Hex Tag
STRBENDRANGE	7C	
STRBENTRY	0	
STRBENTRY_LEN	28	38
STRBENTRYADJ@	18	
STRBENTRYADJDDECRYPTERR	24	1
STRBENTRYADJDREQ	24	8
STRBENTRYADJDSerialized	24	40
STRBENTRYADJLEN	1C	
STRBENTRYCNTL@	0	
STRBENTRYCNTLLEN	4	
STRBENTRYEDATA@	8	
STRBENTRYEDATADECRYPTERR	24	2
STRBENTRYEDATALEN	10	
STRBENTRYEDATALENLEFT2PROC	14	
STRBENTRYEDATAREQ	24	10
STRBENTRYEDATASerialized	24	80
STRBENTRYFLAGS	24	
STRBENTRYFLAGS2	25	
STRBENTRYONSCM	24	4
STRBENTRYPOSVALUE	20	
STRBENTRYTOTALEDATALEN	C	
STRBFIRSTTABLEENTRY@	8	
STRBHEADER	0	
STRBHEADER_LEN	86	88
STRBHEADERALL	84	80
STRBHEADERCOC	84	10
STRBHEADEREMC	85	10
STRBHEADEREQC	85	8
STRBHEADERFLAGS	84	
STRBHEADERFLAGS2	85	
STRBHEADERLNM	84	4
STRBHEADEROBJECTVALUE	80	
STRBHEADERSTG	84	8
STRBKEYPOSVALUE	25	80
STRBNUMTABLEENTRIES	0	
STRBOBJRNGCOC	85	80
STRBOBJRNGEMC	85	4
STRBOBJRNGEQC	85	2
STRBOBJRNGGLNM	85	20

Table 493. Cross Reference for IXLZSTRB (continued)

Name	Offset	Hex Tag
STRBOBJRNGSTG	85	40
STRBPARTENTRYDATA	24	20
STRBPOS RANGE	84	40
STRBRET CODE ENVERR	28	C
STRBRET CODE FAIL	28	10
STRBRET CODE MORE DATA	28	4
STRBRET CODE NO DATA	28	8
STRBRET CODE SUCC	28	0
STRBR SN CODE ANS NOT LG	28	4
STRBR SN CODE INVALID RGE	28	18
STRBR SN CODE NO ATTR STR	28	14
STRBR SN CODE NO FAC DATA	28	C
STRBR SN CODE NO READS	28	4
STRBR SN CODE NO STOR	28	4
STRBR SN CODE NO STR DUMP ID	28	8
STRBR SN CODE NO STR NAME	28	4
STRBR SN CODE NOT MIN STOR	28	10
STRBR SN CODE SUCC	28	0
STRBSTAR RANGE	78	
STRBSTRDETAIL	0	
STRBSTRDETAIL_LEN	38	3C
STRBSTRDETAILARB@	8	
STRBSTRDETAILARB LA STR NG PROC	14	
STRBSTRDETAILARB LEN	C	
STRBSTRDETAILARB NUM RANGES	10	
STRBSTRDETAILCNTL@	0	
STRBSTRDETAILCNTLLEN	4	
STRBSTRDETAILCONID	28	
STRBSTRDETAILCONNAME	18	
STRBSTRDETAILCONNOTFOUND	2A	80
STRBSTRDETAILDUPCON@	34	
STRBSTRDETAILDUPCONLEN	38	
STRBSTRDETAILEXTSTRCNTL@	3C	
STRBSTRDETAILEXTSTRCNTLLEN	40	
STRBSTRDETAILFLAGS	2A	
STRBSTRDETAILSCC@	2C	
STRBSTRDETAILSCCLEN	30	
STRBSTRDETAILSTRMONOPSTATE	2A	40
STRBSTRDETAILUSRSTRCNTL2@	44	

Table 493. Cross Reference for IXLZSTRB (continued)

Name	Offset	Hex Tag
STRBSTRDETAILUSRSTRCNTL2LEN	48	
STRBSTRDETAIL1	0	
STRBSTRDETAIL1_LEN	40	44
STRBSTRDETAIL2	0	
STRBSTRDETAIL2_LEN	48	4C
STRBSTRINFO	10	
STRBSTRSUMMARY	0	
STRBSTRSUMMARY_LEN	64	68
STRBSTRSUMMARYCFLEVEL	64	
STRBSTRSUMMARYCFNAME	38	
STRBSTRSUMMARYDUMPRSN	14	
STRBSTRSUMMARYFLAGS	60	
STRBSTRSUMMARYFLGCOMPLETE	60	80
STRBSTRSUMMARYHDWND	18	
STRBSTRSUMMARYINCIDENTTOKEN	40	
STRBSTRSUMMARYNAME	0	
STRBSTRSUMMARYREBLDDUPLEXSTR	60	8
STRBSTRSUMMARYREBLDMETHODSTR	60	4
STRBSTRSUMMARYREBLDNEWSTR	60	10
STRBSTRSUMMARYREBLDOLDSTR	60	20
STRBSTRSUMMARYSTRDUMPID	12	
STRBSTRSUMMARYSTRENCRYPTED	60	2
STRBSTRSUMMARYSTRINREBLD	60	40
STRBSTRSUMMARYTYPE	10	
STRBSTRTYPECACHE	28	4
STRBSTRTYPELIST	28	3
STRBSUMMARY	0	
STRBSUMMARY_LEN	8	C
STRBSUMMARYCOC	4	40
STRBSUMMARYCOMPLETE	4	80
STRBSUMMARYEMC	4	8
STRBSUMMARYFLAGS	4	
STRBSUMMARYLNM	4	10
STRBSUMMARYSTG	4	20
STRBSUMMARYVALUE	0	
STRBTABLEENTRYDETAIL	86	4
STRBTABLEENTRYDLCCB	86	8
STRBTABLEENTRYDLUCB	86	7
STRBTABLEENTRYEMCDETAIL	86	9

Table 493. Cross Reference for IXLZSTRB (continued)

Name	Offset	Hex Tag
STRBTABLEENTRYENTRY	86	5
STRBTABLEENTRYLEN	4	
STRBTABLEENTRYLOCK	86	6
STRBTABLEENTRYSTRDETAIL	86	2
STRBTABLEENTRYSTRSUMMARY	86	1
STRBTABLEENTRYSUMMARY	86	3
STRBTABLEENTRYTYPE	C	
STRBTAILORDPROB	84	20
STRBTAILPOSRANGE	84	2

## IXZ\$XPL information

### IXZ\$XPL programming interface information

IXZ\$XPL is a programming interface.

### IXZ\$XPL heading information

<b>Common name:</b>	JESXCF Exit parameter list
<b>Macro ID:</b>	IXZ\$XPL
<b>DSECT name:</b>	IXZ\$XPL XIT01_INDICATOR XIT01_RESPONSE XIT01_XPL XIT02_INDICATOR XIT02_RESPONSE XIT02_XPL MSG_EXTENTS XIT03_INDICATOR XIT03_RESPONSE XIT03_XPL INSTALLATION_TABLE
<b>Owning component:</b>	JESXCF (SCJSC)
<b>Eye-catcher ID:</b>	'Z\$XPL ' Offset: 0 Length: 6
<b>Storage attributes:</b>	Subpool: N/A Key: 1
<b>Size:</b>	Variable depending on the exit being called
<b>Created by:</b>	Caller of the installation exit
<b>Pointed to by:</b>	Register 1 (qualified by AR1) on entry to the installation exit
<b>Serialization:</b>	None
<b>Function:</b>	Provide parameter information to installation exits provided by the JESXCF component

### IXZ\$XPL mapping

Table 494. Structure IXZ\$XPL

Offset Dec	Offset Hex	Type	Len	Name (Dim)	Description
0	(0)	STRUCTURE	0	IXZ\$XPL	

Table 494. Structure IXZ\$XPL (continued)

Offset Dec	Offset Hex	Type	Len	Name(Dim)	Description
0	(0)	CHARACTER	6	XPLEYE	IXZ\$XPL eyecatcher
6	(6)	BITSTRING	1	XPLVERS	IXZ\$XPL version
6	(6)	X'1'	0	XPLVERS_CURR	"XPLVERS_440" Current version
6	(6)	X'1'	0	XPLVERS_440	"1" Version for SP 5.1.0
7	(7)	BITSTRING	1	XPL_EXIT_VERS	Version number of the exit specific section of the IXZ\$XPL
8	(8)	CHARACTER	16	XPL_EXIT_NAME	The name of the exit being called
24	(18)	BITSTRING	1	XPL_ACTIVE_JES	The type of JES under which we are being being called (JES2 or JES3)
		1... ....		XPL_JES2	"X'80'" Running under JES2
		.1.. ....		XPL_JES3	"X'40'" Running under JES3
25	(19)	BITSTRING	3	XPL_RSV1	Reserved for future development
28	(1C)	BITSTRING	8	XPL_INDICATOR	Indicator Flags
36	(24)	BITSTRING	8	XPL_RESPONSE	Response Flags
44	(2C)	ADDRESS	4	XPL_INSTALL_DATA	A Pointer to a queue of installation defined tables created in exit IXZXIT03
48	(30)	SIGNED	4	XPL_SIZE	The size of the IXZ\$XPL include the base, exit specific sections, and the message
52	(34)	SIGNED	4	XPL_BASE_SIZE	The run time length of the base section
52	(34)	X'38'	0	XPL_END_BASE	"*" The end of the base section of the IXZ\$XPL

Table 495. Structure XIT01\_INDICATOR

Offset Dec	Offset Hex	Type	Len	Name(Dim)	Description
0	(0)	STRUCTURE	0	XIT01_INDICATOR	
0	(0)	BITSTRING	1	XIT01_INDICATORS	Environmental information passed to exit IXZXIT01
		1... ....		XIT01_SYSEVT	"X'80'" Called for a system event message
		.1.. ....		XIT01_ACK	"X'40'" Called for an acknowledgement message
		..1. ....		XIT01_APPL	"X'20'" Called for an application message

Table 496. Structure XIT01\_RESPONSE

Offset Dec	Offset Hex	Type	Len	Name(Dim)	Description
0	(0)	STRUCTURE	0	XIT01_RESPONSE	
0	(0)	BITSTRING	1	XIT01_CHANGES	Indicate what changes have been made by the exit to the message
		1... ....		XIT01_DEST_UP	"X'80'" The destination has been updated
		.1.. ....		XIT01_SOURCE_UP	"X'40'" The address of the originator of the message has been updated
		..1. ....		XIT01_MESSAGE_UP	"X'20'" The message data has been updated
		...1 ....		XIT01_EXTENTS	"X'10'" The message extents have been added

Table 497. Structure XIT01\_XPL

Offset Dec	Offset Hex	Type	Len	Name (Dim)	Description
0	(0)	STRUCTURE	0	XIT01_XPL	
0	(0)	CHARACTER	40	XIT01_DESTINATION(0)	Destination information for the message
0	(0)	CHARACTER	8	XIT01_DXCFCGROUP	The group name portion of the destination address
8	(8)	CHARACTER	16	XIT01_DXCFCMEMBER	The member name portion of the destination address
24	(18)	CHARACTER	16	XIT01_DXCFCMAILBOX	The mailbox name portion of the destination address
40	(28)	CHARACTER	40	XIT01_SENDR(0)	Origin information for the message
40	(28)	CHARACTER	8	XIT01_SXCFCGROUP	The group name portion of the senders address
48	(30)	CHARACTER	16	XIT01_SXCFCMEMBER	The member name portion of the senders address
64	(40)	CHARACTER	16	XIT01_SXCFCMAILBOX	The mailbox name portion of the senders address
80	(50)	SIGNED	4	XIT01_MESSAGE_LEN	Length of the message data being sent
84	(54)	ADDRESS	4	XIT01_MESSAGE	Pointer to the message data being sent
88	(58)	SIGNED	4	XIT01_MESSAGE_UPLEN	Updated length of the message data
92	(5C)	ADDRESS	4	XIT01_MESSAGE_UPADDR	Pointer to the update message data to be sent
96	(60)	SIGNED	4	XIT01_MAX_ADD	The maximum amount of data that can be added via extents or changed message length
100	(64)	ADDRESS	4	XIT01_NAME_EXTENTS	Pointer to Installation added message extents

Table 498. Structure XIT02\_INDICATOR

Offset Dec	Offset Hex	Type	Len	Name (Dim)	Description
0	(0)	STRUCTURE	0	XIT02_INDICATOR	
0	(0)	BITSTRING	1	XIT02_INDICATORS	Environmental information passed to exit IXZXIT02
		1... ....		XIT02_SYSEVT	"X'80'" Called for a system event message
		.1.. ....		XIT02_ACK	"X'40'" Called for an acknowledgement message
		..1. ....		XIT02_APPL	"X'20'" Called for an application message

Table 499. Structure XIT02\_RESPONSE

Offset Dec	Offset Hex	Type	Len	Name (Dim)	Description
0	(0)	STRUCTURE	0	XIT02_RESPONSE	
0	(0)	BITSTRING	1	XIT02_CHANGES	Indicate what changes have been made by the exit to the message
		1... ....		XIT02_SOURCE_UP	"X'80'" The address of the originator of the message has been updated
		.1.. ....		XIT02_MESSAGE_UP	"X'40'" The message data has been updated

Table 500. Structure XIT02\_XPL

Offset Dec	Offset Hex	Type	Len	Name (Dim)	Description
0	(0)	STRUCTURE	0	XIT02_XPL	
0	(0)	CHARACTER	40	XIT02_DESTINATION(0)	Destination information for the message
0	(0)	CHARACTER	8	XIT02_DXCFCGROUP	The group name portion of the destination address
8	(8)	CHARACTER	16	XIT02_DXCFCMEMBER	The member name portion of the destination address
24	(18)	CHARACTER	16	XIT02_DXCFCMAILBOX	The mailbox name portion of the destination address
40	(28)	CHARACTER	40	XIT02_SENDER(0)	Origin information for the message
40	(28)	CHARACTER	8	XIT02_SXCFCGROUP	The group name portion of the senders address
48	(30)	CHARACTER	16	XIT02_SXCFCMEMBER	The member name portion of the senders address
64	(40)	CHARACTER	16	XIT02_SXCFCMAILBOX	The mailbox name portion of the senders address
80	(50)	SIGNED	4	XIT02_MESSAGE_LEN	Length of the message data being sent
84	(54)	ADDRESS	4	XIT02_MESSAGE	Pointer to the message data being sent
88	(58)	SIGNED	4	XIT02_MESSAGE_UPLEN	Updated length of the message data
92	(5C)	ADDRESS	4	XIT02_MESSAGE_UPADDR	Pointer to the update message data to be sent
96	(60)	SIGNED	4	XIT02_MAX_ADD	The maximum amount of data that can be added via changed message lengths
100	(64)	ADDRESS	4	XIT02_NAME_EXTENTS	Pointer to Installation added message extents

Table 501. Structure MSG\_EXTENTS

Offset Dec	Offset Hex	Type	Len	Name (Dim)	Description
0	(0)	STRUCTURE	0	MSG_EXTENTS	
0	(0)	CHARACTER	8	MSG_EXTENT_NAME	Name of the message extent
8	(8)	SIGNED	4	MSG_EXTENT_LEN	Length of the message extent including the header
12	(C)	ADDRESS	4	MSG_EXTENT	Address of the message extent
16	(10)	ADDRESS	4	NEXT_EXTENT	Address of the next message extent
16	(10)	X'14'	0	MSG_EXTENT_END	"*" End of the message extent mapping
16	(10)	X'14'	0	LEN_MSG_EXTENT_MAP	"MSG_EXTENT_END-MSG_EXTENTS" Length of the message extent mapping

Table 502. Structure XIT03\_INDICATOR

Offset Dec	Offset Hex	Type	Len	Name (Dim)	Description
0	(0)	STRUCTURE	0	XIT03_INDICATOR	
0	(0)	BITSTRING	1	XIT03_INDICATORS	Environmental information passed to exit IXZXIT03
	1... ....			XIT03_CONNECT	"X'80'" Called as part of connect processing
	.1... ....			XIT03_DISCONNECT	"X'40'" Called as part of disconnect processing



Table 503. Structure XIT03\_RESPONSE

Offset Dec	Offset Hex	Type	Len	Name (Dim)	Description
0	(0)	STRUCTURE	0	XIT03_RESPONSE	
0	(0)	BITSTRING	1	XIT03_CHANGED	Installation tables were added
	1... ..			XIT03_INSTALL	"X'80'" Installation tables were added

Table 504. Structure XIT03\_XPL

Offset Dec	Offset Hex	Type	Len	Name (Dim)	Description
0	(0)	STRUCTURE	0	XIT03_XPL	
0	(0)	CHARACTER	8	XIT03_GROUP	The XCF group name of group being connected to or disconnected from
8	(8)	CHARACTER	16	XIT03_MEMBER	The XCF member name of member being connected to or disconnected from
24	(18)	ADDRESS	4	XIT03_INSTALLATION	A Pointer to a queue of installation defined tables that will be passed to exits IXZXIT01 and IXZXIT02

Table 505. Structure INSTALLATION\_TABLE

Offset Dec	Offset Hex	Type	Len	Name (Dim)	Description
0	(0)	STRUCTURE	0	INSTALLATION_TABLE	
0	(0)	CHARACTER	8	INST_TAB_NAME	Name of the installation defined table
8	(8)	SIGNED	4	INST_TAB_LEN	Length of the installation defined table
12	(C)	ADDRESS	4	INST_TAB	Address of the installation defined table
16	(10)	ADDRESS	4	NEXT_INST_TAB	Address of the next installation defined table
16	(10)	X'14'	0	INST_TAB_END	"*" End of the installation table mapping
16	(10)	X'14'	0	LEN_INST_TAB_MAP	"INST_TAB_END-INSTALLATION_TABLE" Length of the installation table mapping

Table 506. Cross Reference for IXZ\$XPL

Name	Offset	Hex	Tag
INST_TAB	C		
INST_TAB_END	10		14
INST_TAB_LEN	8		0
INST_TAB_NAME	0	40404040	
INSTALLATION_TABLE	0		
IXZ\$XPL	0		
LEN_INST_TAB_MAP	10		14
LEN_MSG_EXTENT_MAP	10		14
MSG_EXTENT	C		
MSG_EXTENT_END	10		14
MSG_EXTENT_LEN	8		0
MSG_EXTENT_NAME	0	40404040	

Table 506. Cross Reference for IXZ\$XPL (continued)

Name	Offset	Hex Tag
MSG_EXTENTS	0	
NEXT_EXTENT	10	
NEXT_INST_TAB	10	
XIT01_ACK	0	40
XIT01_APPL	0	20
XIT01_CHANGES	0	0
XIT01_DEST_UP	0	80
XIT01_DESTINATION	0	
XIT01_DXCFCGROUP	0	40404040
XIT01_DXCFCMAILBOX	18	40404040
XIT01_DXCFCMEMBER	8	40404040
XIT01_EXTENTS	0	10
XIT01_INDICATOR	0	
XIT01_INDICATORS	0	0
XIT01_MAX_ADD	60	0
XIT01_MESSAGE	54	
XIT01_MESSAGE_LEN	50	0
XIT01_MESSAGE_UP	0	20
XIT01_MESSAGE_UPADDR	5C	
XIT01_MESSAGE_UPLLEN	58	0
XIT01_NAME_EXTENTS	64	
XIT01_RESPONSE	0	
XIT01_SENDER	28	
XIT01_SOURCE_UP	0	40
XIT01_SXCFCGROUP	28	40404040
XIT01_SXCFCMAILBOX	40	40404040
XIT01_SXCFCMEMBER	30	40404040
XIT01_SYSEVT	0	80
XIT01_XPL	0	
XIT02_ACK	0	40
XIT02_APPL	0	20
XIT02_CHANGES	0	0
XIT02_DESTINATION	0	
XIT02_DXCFCGROUP	0	40404040
XIT02_DXCFCMAILBOX	18	40404040
XIT02_DXCFCMEMBER	8	40404040
XIT02_INDICATOR	0	
XIT02_INDICATORS	0	0
XIT02_MAX_ADD	60	0

Table 506. Cross Reference for IXZ\$XPL (continued)

Name	Offset	Hex Tag
XIT02_MESSAGE	54	
XIT02_MESSAGE_LEN	50	0
XIT02_MESSAGE_UP	0	40
XIT02_MESSAGE_UPADDR	5C	
XIT02_MESSAGE_UPLen	58	0
XIT02_NAME_EXTENTS	64	
XIT02_RESPONSE	0	
XIT02_SENDER	28	
XIT02_SOURCE_UP	0	80
XIT02_SXCFGROUP	28	40404040
XIT02_SXCFMAILBOX	40	40404040
XIT02_SXCFMEMBER	30	40404040
XIT02_SYSEVT	0	80
XIT02_XPL	0	
XIT03_CHANGED	0	0
XIT03_CONNECT	0	80
XIT03_DISCONNECT	0	40
XIT03_GROUP	0	40404040
XIT03_INDICATOR	0	
XIT03_INDICATORS	0	0
XIT03_INSTALL	0	80
XIT03_INSTALLATION	18	
XIT03_MEMBER	8	40404040
XIT03_RESPONSE	0	
XIT03_XPL	0	
XPL_ACTIVE_JES	18	0
XPL_BASE_SIZE	34	0
XPL_END_BASE	34	38
XPL_EXIT_NAME	8	40404040
XPL_EXIT_VERS	7	1
XPL_INDICATOR	1C	0
XPL_INSTALL_DATA	2C	
XPL_JES2	18	80
XPL_JES3	18	40
XPL_RESPONSE	24	0
XPL_RSV1	19	0
XPL_SIZE	30	0
XPLEYE	0	E95BE7D7
XPLVERS	6	1

Table 506. Cross Reference for IXZ\$XPL (continued)

Name	Offset	Hex Tag
XPLVERS_CURR	6	1
XPLVERS_440	6	1

## IXZYIXAC information

### IXZYIXAC programming interface information

IXZYIXAC is a programming interface.

### IXZYIXAC heading information

<b>Common name:</b>	JESXCF Acknowledgement message
<b>Macro ID:</b>	IXZYIXAC
<b>DSECT name:</b>	IXZYIXAC
<b>Owning component:</b>	JESXCF (SCJSC)
<b>Eye-catcher ID:</b>	'YIXAC ' Offset: 0 Length: 6
<b>Storage attributes:</b>	Subpool: N/A Key: 1
<b>Size:</b>	See YIXAC_LENGTH
<b>Created by:</b>	JESXCF component in response to IXZXIXAC macro
<b>Pointed to by:</b>	Returned to the caller of the IXZXIXRM macro
<b>Serialization:</b>	None
<b>Function:</b>	Provides acknowledgement information on delivery of messages issued via the IXZXIXSM macro service.

### IXZYIXAC mapping

Table 507. Structure IXZYIXAC

Offset Dec	Offset Hex	Type	Len	Name (Dim)	Description
0	(0)	STRUCTURE	0	IXZYIXAC	JES XCF Acknowledgement message
0	(0)	CHARACTER	6	YIXACEYE	Control block eyecatcher
6	(6)	BITSTRING	1	YIXACVER	Control block version
6	(6)	X'1'	0	IXACCURR	"IXAC510" Current version
6	(6)	X'1'	0	IXAC510	"1" Version for HBB5510
7	(7)	BITSTRING	1	YIXAC_FLAG1	Flag byte 1
		1... ..		RC_PROVIDED	"X'80'" The receiving routine provided return code information
8	(8)	CHARACTER	8	YIXAC_REQ_TOKEN	Request token for the message that this acknowledgement is for
16	(10)	SIGNED	4	YIXAC_APPL_RETURN_CODE	Return code information returned by the receiving routine

Table 507. Structure IXZYIXAC (continued)

Offset Dec	Offset Hex	Type	Len	Name (Dim)	Description
20	(14)	CHARACTER	8	YIXAC_TIME_SENT	Time that the message was sent by the sending routine (Store Clock format)
28	(1C)	CHARACTER	8	YIXAC_TIME_ACK	Time that the message was acknowledged (Store Clock)
36	(24)	SIGNED	2	YIXAC_APPL_DLEN	Length of the data returned to the sender via the IXZXIXAC macro
38	(26)	SIGNED	2	YIXAC_APPL_DATA	Offset from the start of the IXZYIXAC mapping to the data returned to the sender via the IXZXIXAC macro
38	(26)	X'28'	0	YIXAC_END	"*" End of IXZYIXAC mapping
38	(26)	X'28'	0	YIXAC_LENGTH	"YIXAC_END-IXZYIXAC" Length of IXZYIXAC mapping

Table 508. Cross Reference for IXZYIXAC

Name	Offset	Hex Tag
IXACCURR	6	1
IXAC510	6	1
IXZYIXAC	0	
RC_PROVIDED	7	80
YIXAC_APPL_DATA	26	0
YIXAC_APPL_DLEN	24	0
YIXAC_APPL_RETURN_CODE	10	0
YIXAC_END	26	28
YIXAC_FLAG1	7	0
YIXAC_LENGTH	26	28
YIXAC_REQ_TOKEN	8	40404040
YIXAC_TIME_ACK	1C	40404040
YIXAC_TIME_SENT	14	40404040
YIXACEYE	0	E8C9E7C1
YIXACVER	6	0

## IXZYIXEN information

### IXZYIXEN programming interface information

IXZYIXEN is a programming interface.

### IXZYIXEN heading information

**Common name:** JESXCF Message Envelope  
**Macro ID:** IXZYIXEN  
**DSECT name:** IXZYIXEN  
**Owning component:** JESXCF (SCJSC)

**Eye-catcher ID:** 'YIXEN '  
Offset: 0  
Length: 6

**Storage attributes:** Subpool: N/A  
Key: 1

**Size:** 116 Bytes

**Created by:** JESXCF component based upon input from the IXZXIXSM macro

**Pointed to by:** Returned by the IXZXIXRM macro service

**Serialization:** None

**Function:** Provide header and control information about messages being sent between JES software components

## IXZYIXEN mapping

Table 509. Structure IXZYIXEN

Offset Dec	Offset Hex	Type	Len	Name (Dim)	Description
0	(0)	STRUCTURE	0	IXZYIXEN	JES XCF Message Envelope
0	(0)	CHARACTER	6	YIXENEYE	Control block eyecatcher
6	(6)	BITSTRING	1	YIXENVER	Control block version
6	(6)	X'1'	0	IXENCURR	"IXEN510" Current version
6	(6)	X'1'	0	IXEN510	"1" Version for HBB5510
7	(7)	BITSTRING	1	YIXEN_FLAG1	Flag byte
		1... ....		RESENT_DUE_TO_IPL	"X'80'" Message has been resent to the receiving system, because the receiving system was re-IPLed
		.1.. ....		MESSAGE_REROUTED	"X'40'" Message has been rerouted by the IXZXIXRR service
		..1. ....		MESSAGE_RESIDUAL	"X'20'" Message was present in the mailbox when the attacher disconnected
		...1 ....		MESSAGE_RECEIVED	"X'10'" Message has been received
		.... 1...		MESSAGE_CHECKPOINTED	"X'08'" Message has been checkpointed
8	(8)	SIGNED	4	YIXEN_JESXCF_MAINT_LVL	Maintaince level of the JESXCF component
12	(C)	SIGNED	4	YIXEN_MESSAGE_SEQ	Message sequence number
16	(10)	CHARACTER	40	SENDING_ADDRESS(0)	Address of the receiver of the message
16	(10)	CHARACTER	8	SENDING_GROUP	Group name of the receiver
24	(18)	CHARACTER	16	SENDING_MEMBER	Member name of the receiver
40	(28)	CHARACTER	16	SENDING_MAILBOX	Mailbox name of the receiver
56	(38)	CHARACTER	40	RETURN_ADDRESS(0)	Address of the sender of the message
56	(38)	CHARACTER	8	RETURN_GROUP	Group name of the sender
64	(40)	CHARACTER	16	RETURN_MEMBER	Member name of the sender
80	(50)	CHARACTER	16	RETURN_MAILBOX	Mailbox name of the sender
96	(60)	BITSTRING	1	REQTYPE	Type of message request
		1... ....		SYNC_TYPE	"X'80'" Synchronous message

Table 509. Structure IXZYIXEN (continued)

Offset Dec	Offset Hex	Type	Len	Name (Dim)	Description
		.1.. ....		ASYNC_TYPE	"X'40'" Asynchronous message that does not return an acknowledgement message to the sender
		..1. ....		ASYNACK_TYPE	"X'20'" Asynchronous message that returns an acknowledgement message to the sender
		...1 ....		COMM_TYPE	"X'10'" Asynchronous message that will not be resent to the receiver if the receiving system re-IPLs. No acknowledgement will be sent to the sender of the message
		.... 1...		ACKMSG_TYPE	"X'08'" Acknowledgement message
97	(61)	BITSTRING	1	REQTYPE2	Reserved for development
98	(62)	BITSTRING	1	SEGTYPE	Type of message segment
		1... ....		FIRST_SEGMENT	"X'80'" First segment of a multi-segmented message
		.1.. ....		MIDDLE_SEGMENT	"X'40'" Middle segment of a multi-segmented message
		..1. ....		LAST_SEGMENT	"X'20'" Last segment of a multi-segmented message
		...1 ....		SINGLE_SEGMENT	"X'10'" Single segmented message
		.... 1...		ABORT_SEGMENT	"X'08'" Last segment of a multi-segmented message because the message has been aborted
99	(63)	BITSTRING	1	SEGTYPE2	Reserved for development
100	(64)	BITSTRING	1	MESSAGE_CONTENT	Content of the message
		1... ....		SYSTEM_EVENT	"X'80'" A system event
		.1.. ....		ACK_MESSAGE	"X'40'" An acknowledgement message
		..1. ....		APPL_MESSAGE	"X'20'" Application message
101	(65)	BITSTRING	1	MESSAGE_CONTENT2	Reserved for development
102	(66)	SIGNED	2	LENGTH_OF_MESSAGE	Length of the message not including the envelope this is an unsigned variable with a range of 0 - 64K
104	(68)	SIGNED	2	MESSAGE_OFFSET	Offset from the start of the envelope to the message data this is an unsigned variable with a range of 0 - 64K
106	(6A)	BITSTRING	1	YIXEN_MSGATTR	Message attribute flags
		1... ....		J3CONNECT	"X'80'" This is a JES3 Connect message
		.1.. ....		EXPRESS	"X'40'" This is a JES3 Express message
107	(6B)	BITSTRING	1	YIXEN_RSV1	Reserved for development
108	(6C)	SIGNED	4	SYSTEM_RETURN_CODE	System return code
112	(70)	SIGNED	4	SYSTEM_REASON_CODE	System reason code

Table 510. Cross Reference for IXZYIXEN

Name	Offset	Hex Tag
ABORT_SEGMENT	62	8
ACK_MESSAGE	64	40
ACKMSG_TYPE	60	8
APPL_MESSAGE	64	20

Table 510. Cross Reference for IXZYIXEN (continued)

Name	Offset	Hex Tag
ASYNCTYPE	60	40
ASYNACKTYPE	60	20
COMMTYPE	60	10
EXPRESS	6A	40
FIRST_SEGMENT	62	80
IXENCURR	6	1
IXEN510	6	1
IXZYIXEN	0	
J3CONNECT	6A	80
LAST_SEGMENT	62	20
LENGTH_OF_MESSAGE	66	0
MESSAGE_CHECKPOINTED	7	8
MESSAGE_CONTENT	64	0
MESSAGE_CONTENT2	65	0
MESSAGE_OFFSET	68	0
MESSAGE_RECEIVED	7	10
MESSAGE_REROUTED	7	40
MESSAGE_RESIDUAL	7	20
MIDDLE_SEGMENT	62	40
REQTYPE	60	0
REQTYPE2	61	0
RESENT_DUE_TO_IPL	7	80
RETURN_ADDRESS	38	
RETURN_GROUP	38	40404040
RETURN_MAILBOX	50	40404040
RETURN_MEMBER	40	40404040
SEGTYPE	62	0
SEGTYPE2	63	0
SENDING_ADDRESS	10	
SENDING_GROUP	10	40404040
SENDING_MAILBOX	28	40404040
SENDING_MEMBER	18	40404040
SINGLE_SEGMENT	62	10
SYNCTYPE	60	80
SYSTEM_EVENT	64	80
SYSTEM_REASON_CODE	70	0
SYSTEM_RETURN_CODE	6C	0
YIXEN_FLAG1	7	0
YIXEN_JESXCF_MAINT_LVL	8	0



Table 510. Cross Reference for IXZYIXEN (continued)

Name	Offset	Hex Tag
YIXEN_MESSAGE_SEQ	C	0
YIXEN_MSGATTR	6A	0
YIXEN_RSV1	6B	0
YIXENEYE	0	E8C9E7C5
YIXENVER	6	0

## IXZYIXIF information

### IXZYIXIF programming interface information

IXZYIXIF is a programming interface.

### IXZYIXIF heading information

<b>Common name:</b>	JESXCF Information list entry
<b>Macro ID:</b>	IXZYIXIF
<b>DSECT name:</b>	IXZYIXIF
<b>Owning component:</b>	JESXCF (SCJSC)
<b>Eye-catcher ID:</b>	'YIXIF ' Offset: 0 Length: 6
<b>Storage attributes:</b>	Subpool: N/A Key: 1
<b>Size:</b>	See YIXIF_LENGTH
<b>Created by:</b>	JESXCF component in response a IXZXIXIF macro call
<b>Pointed to by:</b>	Returned by IXZXIXRM
<b>Serialization:</b>	None
<b>Function:</b>	Provide information to the users of the JESXCF about the JES and XCF connections.

### IXZYIXIF mapping

Table 511. Structure IXZYIXIF

Offset Dec	Offset Hex	Type	Len	Name (Dim)	Description
0	(0)	STRUCTURE	0	IXZYIXIF	JES XCF Member information record
0	(0)	CHARACTER	6	YIXIFEYE	Control block eyecatcher
6	(6)	BITSTRING	1	YIXIFVER	Control block version
6	(6)	X'1'	0	IXIFCURR	"IXIF510" Current version
6	(6)	X'1'	0	IXIF510	"1" Version for HBB5510
7	(7)	BITSTRING	1	YIXIF_FLAG1	Flag byte 1
		1... ....		YIXIF_JES2	"X'80'" The JES member is running JES2

Table 511. Structure IXZYIXIF (continued)

Offset Dec	Offset Hex	Type	Len	Name (Dim)	Description
		.1... ....		YIXIF_JES3	"X'40'" The JES member is running JES3
		..1. ....		YIXIF_UNKNOWN	"X'20'" Member is not attached via JESXCF
8	(8)	SIGNED	2	YIXIF_LEN	Length of this element of the array
10	(A)	SIGNED	2	YIXIF_OFFSET	Offset from the beginning of this element of the array to the next element. This is zero if this is the last element of the array
12	(C)	BITSTRING	8	YIXIF_REQ_TOKEN	Request token for that was returned to the caller of the IXZXIXIF service
20	(14)	CHARACTER	8	YIXIF_F MID	The release level of the JES product
28	(1C)	SIGNED	4	YIXIF_MAINT_LVL	JESXCF maintenance level
32	(20)	CHARACTER	8	YIXIF_GROUP	XCF Group name
40	(28)	CHARACTER	16	YIXIF_MEMBER	XCF Member name
56	(38)	CHARACTER	8	YIXIF_SYSNAME	MVS System name that the JES is running on
64	(40)	CHARACTER	32	YIXIF_USTATE	User state information Set by IXZXIXUS macro service
96	(60)	BITSTRING	8	YIXIF_MEMBER_TOKEN	XCF Member token
104	(68)	BITSTRING	8	YIXIF_SYSPLEX_TOKEN	XCF Sysplex token
112	(70)	BITSTRING	1	YIXIF_MEMBER_STATUS	Member Status
		1... ....		YIXIF_ACTIVE	"X'80'" Member is active, connection between JESXCF address space and JES address space is functioning
		.1... ....		YIXIF_NO_JESXCF	"X'40'" MVS XCF state of the member is active but the connection between JESXCF address space and JES address space is not functioning, probable cause is JES abend.
		..1. ....		YIXIF_NOT_ACTIVE	"X'20'" Both MVS XCF status and JESXCF connection status indicates that the member is not active
113	(71)	BITSTRING	3	YIXIF_RESERVED1	Reserved for development
116	(74)	SIGNED	4	YIXIF_SYSTEM_TOKEN	XCF System token
120	(78)	CHARACTER	4	YIXIF_SSINAME	Subsystem interface name
120	(78)	X'7C'	0	YIXIF_END	"*" End of the IXZYIXIF mapping
120	(78)	X'7C'	0	YIXIF_LENGTH	"YIXIF_END-IXZYIXIF" Length of the IXZYIXIF mapping

Table 512. Cross Reference for IXZYIXIF

Name	Offset	Hex Tag
IXIFCURR	6	1
IXIF510	6	1
IXZYIXIF	0	
YIXIF_ACTIVE	70	80
YIXIF_END	78	7C
YIXIF_FLAG1	7	0
YIXIF_F MID	14	40404040
YIXIF_GROUP	20	40404040
YIXIF_JES2	7	80

Table 512. Cross Reference for IXZYIXIF (continued)

Name	Offset	Hex Tag
YIXIF_JES3	7	40
YIXIF_LEN	8	0
YIXIF_LENGTH	78	7C
YIXIF_MAINT_LVL	1C	0
YIXIF_MEMBER	28	40404040
YIXIF_MEMBER_STATUS	70	0
YIXIF_MEMBER_TOKEN	60	0
YIXIF_NO_JESXCF	70	40
YIXIF_NOT_ACTIVE	70	20
YIXIF_OFFSET	A	0
YIXIF_REQ_TOKEN	C	0
YIXIF_RESERVED1	71	0
YIXIF_SSINAME	78	40404040
YIXIF_SYSNAME	38	40404040
YIXIF_SYSPLEX_TOKEN	68	0
YIXIF_SYSTEM_TOKEN	74	0
YIXIF_UNKNOWN	7	20
YIXIF_USTATE	40	40404040
YIXIFEYE	0	E8C9E7C9
YIXIFVER	6	0

## IXZYIXJE information

### IXZYIXJE programming interface information

IXZYIXJE is a programming interface.

### IXZYIXJE heading information

<b>Common name:</b>	JESXCF Event notification
<b>Macro ID:</b>	IXZYIXJE
<b>DSECT name:</b>	IXZYIXJE
<b>Owning component:</b>	JESXCF (SCJSC)
<b>Eye-catcher ID:</b>	'YIXJE ' Offset: 0 Length: 6
<b>Storage attributes:</b>	Subpool: N/A Key: 1
<b>Size:</b>	41 bytes
<b>Created by:</b>	JESXCF subcomponent

**Pointed to by:** YIXSE\_OFFSET in a system event envelope

**Serialization:** None

**Function:** Provide notification of events that the JESXCF address space has detected. Such as:  
1) Termination of the connection between JESXCF and the JES address space

## IXZYIXJE mapping

Table 513. Structure IXZYIXJE

Offset Dec	Offset Hex	Type	Len	Name (Dim)	Description
0	(0)	STRUCTURE	0	IXZYIXJE	Post exit parameter list
0	(0)	CHARACTER	6	YIXJEEYE	Eyecatcher, must be set to YIXJE
6	(6)	BITSTRING	1	YIXJEVER	Parameter list version indicator
6	(6)	X'1'	0	IXJECURR	"IXJE510" Current version
6	(6)	X'1'	0	IXJE510	"1"
7	(7)	BITSTRING	1	YIXJERSV	Reserved
8	(8)	BITSTRING	1	YIXJE_TYPE	Event type
		1... ....		YIXJE_CONNTERM	"X'80'" Connection between JESXCF and specified JES terminated
9	(9)	CHARACTER	8	YIXJE_GROUP	Group name of the member whose connection terminated
17	(11)	CHARACTER	16	YIXJE_MEMBER	Member name of the member whose connection terminated
33	(21)	BITSTRING	8	YIXJE_REQTOKEN	The request token for the message that timed out

Table 514. Cross Reference for IXZYIXJE

Name	Offset	Hex Tag
IXJECURR	6	1
IXJE510	6	1
IXZYIXJE	0	
YIXJE_CONNTERM	8	80
YIXJE_GROUP	9	40404040
YIXJE_MEMBER	11	40404040
YIXJE_REQTOKEN	21	0
YIXJE_TYPE	8	
YIXJEEYE	0	E8C9E7D1
YIXJERSV	7	0
YIXJEVER	6	0

## IXZYIXPE information

### IXZYIXPE programming interface information

IXZYIXPE is a programming interface.

## IXZYIXPE heading information

<b>Common name:</b>	JESXCF Post exit parameter list
<b>Macro ID:</b>	IXZYIXPE
<b>DSECT name:</b>	IXZYIXPE
<b>Owning component:</b>	JESXCF (SCJSC)
<b>Eye-catcher ID:</b>	'YIXPE ' Offset: 0 Length: 6
<b>Storage attributes:</b>	Subpool: N/A Key: 1
<b>Size:</b>	56 bytes
<b>Created by:</b>	Caller of the post exit
<b>Pointed to by:</b>	Register 1 points to a word that points to the IXZYIXPE parameters
<b>Serialization:</b>	None
<b>Function:</b>	Provide parameter information to a JESXCF post exit.

## IXZYIXPE mapping

Table 515. Structure IXZYIXPE

Offset Dec	Offset Hex	Type	Len	Name (Dim)	Description
0	(0)	STRUCTURE	0	IXZYIXPE	Post exit parameter list
0	(0)	CHARACTER	6	YIXPEEYE	Eyecatcher, must be set to YIXPE
6	(6)	BITSTRING	1	YIXPEVER	Parameter list version indicator
6	(6)	X'1'	0	IXPECURR	"IXPE510" Current version
6	(6)	X'1'	0	IXPE510	"1"
7	(7)	BITSTRING	1	YIXPRERS	Reserved
8	(8)	CHARACTER	40	YIXPE_POSTED_ADDRESS(0)	Address of the mailbox that the post routine is being called for
8	(8)	CHARACTER	8	YIXPE_GROUP	Group name of the mailbox
16	(10)	CHARACTER	16	YIXPE_MEMBER	Member name of the mailbox
32	(20)	CHARACTER	16	YIXPE_MAILBOX	Mailbox name part of the address
48	(30)	ADDRESS	4	YIXPE_POSTDATA	Address of the POSTDATA area defined when the mailbox is created
52	(34)	BITSTRING	4	YIXPE_POSTDATA_ALET	ALET that can be used to qualify the POSTDATA area that was created when the mailbox was created

Table 516. Cross Reference for IXZYIXPE

Name	Offset	Hex Tag
IXPECURR	6	1
IXPE510	6	1
IXZYIXPE	0	
YIXPE_GROUP	8	40404040

Table 516. Cross Reference for IXZYIXPE (continued)

Name	Offset	Hex Tag
YIXPE_MAILBOX	20	40404040
YIXPE_MEMBER	10	40404040
YIXPE_POSTDATA	30	
YIXPE_POSTDATA_ALET	34	0
YIXPE_POSTED_ADDRESS	8	
YIXPEEYE	0	E8C9E7D7
YIXPEVER	6	0
YIXPRERS	7	0

## IXZYIXSE information

### IXZYIXSE programming interface information

IXZYIXSE is a programming interface.

### IXZYIXSE heading information

<b>Common name:</b>	JESXCF System Event Message
<b>Macro ID:</b>	IXZYIXSE
<b>DSECT name:</b>	IXZYIXSE
<b>Owning component:</b>	JESXCF (SCJSC)
<b>Eye-catcher ID:</b>	'YIXSE ' Offset: 0 Length: 6
<b>Storage attributes:</b>	Subpool: N/A Key: 1
<b>Size:</b>	10 bytes
<b>Created by:</b>	JESXCF component as a result of the XCF system event SRB exit being driven
<b>Pointed to by:</b>	Address returned as a message by the IXZXIXRM macro service
<b>Serialization:</b>	None
<b>Function:</b>	Provide JES Dispatchable Units access to system event information

### IXZYIXSE mapping

Table 517. Structure IXZYIXSE

Offset Dec	Offset Hex	Type	Len	Name (Dim)	Description
0	(0)	STRUCTURE	0	IXZYIXSE	JES XCF System event message
0	(0)	CHARACTER	6	YIXSEEEYE	Eyecatcher

Table 517. Structure IXZYIXSE (continued)

Offset Dec	Offset Hex	Type	Len	Name (Dim)	Description
6	(6)	BITSTRING	1	YIXSEVER	Control block version
6	(6)	X'1'	0	IXSECURR	"IXSE510" Current version
6	(6)	X'1'	0	IXSE510	"1" Version for HBB5510
7	(7)	BITSTRING	1	YIXSE_TYPE	Type of system event
		1... ....		YIXSE_SYSEVENT	"X'80'" System event is being processed the message data is mapped by IXCYGEPL
		..1. ....		YIXSE_JESEVENT	"X'20'" Message is a notification of an event detected by the JESXCF address space. The message data is mapped by IXZYIXJE.
		...1 ....		YIXSE_INFO	"X'10'" Response to a request for member information. The message data is mapped by IXZYIXIF.
8	(8)	SIGNED	2	YIXSE_OFFSET	Offset from the start of the IXZYIXSE mapping to the message data. Use YIXSE_TYPE to determine the type of mapping to be applied to the message data.

Table 518. Cross Reference for IXZYIXSE

Name	Offset	Hex Tag
IXSECURR	6	1
IXSE510	6	1
IXZYIXSE	0	
YIXSE_INFO	7	10
YIXSE_JESEVENT	7	20
YIXSE_OFFSET	8	0
YIXSE_SYSEVENT	7	80
YIXSE_TYPE	7	0
YIXSEEYE	0	E8C9E7E2
YIXSEVER	6	0

## IXZYPIDS information

### IXZYPIDS programming interface information

IXZYPIDS is a programming interface.

### IXZYPIDS heading information

<b>Common name:</b>	JESXCF Performance Information Data Stream
<b>Macro ID:</b>	IXZYPIDS
<b>DSECT name:</b>	IXZYPIDS
<b>Owning component:</b>	JESXCF (SCJSC)

**Eye-catcher ID:** N/A  
Offset: N/A  
Length: N/A

**Storage attributes:** Subpool: N/A  
Key: 1

**Size:** Variable

**Created by:** JESXCF component as a result of a IXZXIXPI macro invocation

**Pointed to by:** Address is maintained by the caller of the IXZXIXPI service

**Serialization:** None

**Function:** Provide delay information for a JES3 environment

## IXZYPIDS mapping

Table 519. Structure

Offset Dec	Offset Hex	Type	Len	Name(Dim)	Description
0	(0)	STRUCTURE	0		
\$510XCF=JESXCF HBB5510 930105 RAL: Initial JESXCF support					
		.... .1		PIDS_BEGIN	"X'0001" Key that indicates the start of the data stream
		.... .1.		PIDS_JES_ASID	"X'0002" Key indicates the JES ASID
		.... .11		PIDS_NUM_DELAY	"X'0003" Key indicates the number of delays
		.... .1..		PIDS_DELAY	"X'0004" Key indicates the start of a delay entry
		.... .1.1		PIDS_REQ_ASID	"X'0005" Key indicates the requesters ASID
		.... .11.		PIDS_REQ_TYPE	"X'0006" Key indicates the request type
		.... .111		PIDS_REQ_SUBTYPE	"X'0007" Key indicates the request subtype

## JCT information

### JCT heading information

**Common name:** Job Control Table

**Macro ID:** IEFAJCTB

**DSECT name:** INJMJCT, IEFAACTB

**Owning component:** Interpreter (SC1B9)

**Eye-catcher ID:** 'JCT '  
Offset: -4 (SWA prefix)  
Length: 4 bytes



**Storage attributes:** Subpool: 236 or 237 (SWA), or 241 (MSTR)  
Key: 1  
Residency: Below 16 MB in virtual storage

**Size:** 352 bytes - 176 bytes for IEFAJCTB  
Frequency: One per job

**Created by:** The Interpreter

**Pointed to by:** - JSCBJCTA field (SVA) of the JSCB data area  
- SWBUFPTTR field in IEFZB506 upon return from IEFQMREQ macro (Preferred method of SVA translation)  
- SWBLKPTR field in IEFZB505 upon return from SWAREQ macro

**Serialization:** None required

**Function:** IEFAJCTB contains job status information and pointers to other data areas used by the initiator. IEFAACTB contains job accounting information and is contained in this mapping.

## JCT mapping

Table 520. Structure

Offset Dec	Offset Hex	Type	Len	Name(Dim)	Description
0	(0)	STRUCTURE	0		
0	(0)	DBL WORD	8	(0)	
0	(0)	X'0'	0	INJMJCT	"*
0	(0)	CHARACTER	3	JCTDSKAD	SVA OF THIS JCT
3	(3)	CHARACTER	1	JCTIDENT	JCT ID = 0
3	(3)	X'0'	0	JCTID	"0"
4	(4)	CHARACTER	1	JCTJSRNO	INTERNAL JOB SERIAL NUMBER
5	(5)	CHARACTER	1	JCTJBLBS(0)	JOBLIB SWITCH BITS 0-3
5	(5)	CHARACTER	1	JCTJSTAT	JOB STATUS INDICATORS
5	(5)	X'20'	0	JCTJSTPC	"32" BIT-2/JOB STEP CANCELLED BY CONDITION CODES
5	(5)	X'8'	0	JCTABEND	"8" BIT 4 - JCT ABEND BIT HW16
5	(5)	X'4'	0	INCMSTS	"4" BIT-5/JOB FAILED BIT BIT 5 = 1 JOB FAILED BIT 6 = 0 GO JOB
5	(5)	X'2'	0	INDMCTLG	"2" BIT 6 = 1 CATALOG JOB
5	(5)	X'2'	0	INCMCAT	"2" BIT-6/CATALOG BIT
5	(5)	X'1'	0	INCMNSET	"1" BIT7/RESERVED
6	(6)	CHARACTER	1	JCTJMGPO	MESSAGE CLASS
7	(7)	CHARACTER	1	JCTJBYTE(0)	MSGLEVEL & PRIORITY
7	(7)	CHARACTER	1	JCTJMGLV(0)	4 BITS FOR MESSAGE LEVEL, SET BY IEFVJA
7	(7)	X'10'	0	INCMML1	"16" JCL MESSAGE LEVEL=1 BIT I68
7	(7)	X'20'	0	INCMML2	"32" JCL MESSAGE LEVEL=2 BIT I68
7	(7)	X'80'	0	INCMALL	"128" ALLOCATION MESSAGE LEVEL=1 BIT I68

Table 520. Structure (continued)

Offset Dec	Offset Hex	Type	Len	Name(Dim)	Description
7	(7)	CHARACTER	1	JCTJPRTY	4 BITS FOR JOB PRIORITY
8	(8)	CHARACTER	8	JCTJNAME	JOBNAME
16	(10)	CHARACTER	8	JCTJPTN	T/P TERMINAL NAME
24	(18)	CHARACTER	4	JCTPDIP	PDI CORE POINTER Y02670
28	(1C)	CHARACTER	3	JCTGDGNT	GDG NAME TABLE Y02670
31	(1F)	CHARACTER	1	JCTJCSMF	JOB CLASS SPECS FOR SMF Y02668 TERMINATION ROUTINES Y02668
32	(20)	CHARACTER	4	JCTSDKAD	SVA OF FIRST SCT
36	(24)	CHARACTER	3	JCTJCTX	SVA OF JCTX
39	(27)	CHARACTER	1		RESERVED
40	(28)	CHARACTER	4	JCTACTAD	SVA OF FIRST ACT
44	(2C)	CHARACTER	8	JCTSMRBA	RBA SYSTEM MSG D.S. Y02641
52	(34)	CHARACTER	1	JCTSCT	STEP NO. OF FAILING STEP Y02641
53	(35)	CHARACTER	1	JCTFLGS1	JCT flags byte
	1... ....			JCTTDSFU	"X'80'" TEMPDSFORMAT bit, set by IEFVJA when IEFZB445's DEFTDSFU is on indicating SYSTEM TEMPDSFORMAT is UNIQUE. Read by IEFVDA,IEFDB414 and IEFAB452.
	.1.. ....			JCTRCMAX	"X'40'" JOBR=MAXRC specified on jobcard
	..1. ....			JCTRCLST	"X'20'" JOBR=LASTRC specified on jobcard
	...1 ....			JCTRCSTP	"X'10'" JOBR=STEP specified on jobcard
	.... 1...			JCTDSENQ	"X'08'" DSENQSHR function is active
	.... .1..			JCTDSESA	"X'04'" DSENQSHR JCL ALLOW
	.... ..1.			JCTDSESD	"X'02'" DSENQSHR JCL DISALLOW NOTE: if neither JCTDSESA nor JCTDSESD are ON, then USEJC is behavior. This behavior is the default for all levels, however, the JOBCCLASS attribute on lower levels is always DISALLOW, so the JCL specification doesn't matter, the function will be disabled.
	.... ...1			JCT_GDGBIAS_STEP	"X'01'" GDGBIAS=STEP is active
54	(36)	CHARACTER	1	JCTCCODE(0)	CONDITION CODES AND OPERATORS
54	(36)	CHARACTER	2	JCTJDPCD	DEPENDENCY CODE
56	(38)	CHARACTER	2	JCTJDPOP	DEPENDENCY OPERATOR
58	(3A)	CHARACTER	28		ROOM FOR 7 MORE DEPS
86	(56)	CHARACTER	1	JCTRSW1	CHECKPOINT/RESTART SWITCHES
86	(56)	X'80'	0	JCTWARMS	"128" BIT0 - WARM START
86	(56)	X'40'	0	JCTSTERM	"64" STEP TERMINATION HAS BEGUN (PCP WARM START ONLY)AACA
86	(56)	X'20'	0	JCTCONTR	"32" BIT 2 - JOB IS ELIGIBLE FOR CONTINUE RESTART Y02641 PROCESSING
86	(56)	X'10'	0	JCTCKFT	"16" BIT 3 - CHECKPOINT TAKEN FOR THIS STEP
86	(56)	X'8'	0	JCTCKPTR	"8" BIT 4 - CHECKPOINT RESTART (INTRA-STEP) TO BE DONE
86	(56)	X'4'	0	JCTSTEPR	"4" BIT 5 - STEP RESTART TO BE DONE

Table 520. Structure (continued)

Offset Dec	Offset Hex	Type	Len	Name(Dim)	Description
BITS 6 AND 7 MUST BE ZERO					
87	(57)	CHARACTER	1	JCTRSW2	CHECKPOINT/RESTART SWITCHES
87	(57)	X'80'	0	JCTSYSCK	"128" BIT 0 - SYSCHK DD STATEMENT PRESENT
87	(57)	X'40'	0	JCTNARST	"64" BIT 1 - JOB INELIGIBLE FOR AUTOMATIC RESTART Y02641
87	(57)	X'20'	0	JCTNORST	"32" BIT 2 - NO RESTART TO BE DONE
87	(57)	X'10'	0	JCTNOCKP	"16" BIT 3 - NO CHECKPOINTS TO BE TAKEN
87	(57)	X'8'	0	JCTRESTT	"8" BIT 4 - DO RESTART IF NECESSARY
87	(57)	X'4'	0	JCTDSOCR	"4" BIT 5- RESERVED M2344
87	(57)	X'2'	0	JCTSUBSR	"2" BIT 6- Subsystem requested continue restart
87	(57)	X'1'	0	JCTDSDRA	"1" BIT 7- DSDR processing has not successfully ended
<p>IN ORDER TO IMPLEMENT MVT IT HAS BEEN NECESSARY TO ADD THE FOLLOWING FIELDS TO THE JCT. TO AVOID CAUSING ERRORS IN THE CASE OF THE REASSEMBLING OF ALREADY EXISTING MODULES WHICH REFERENCE THESE FIELDS, THEY ARE GENERATED HERE ONLY AS COMMENTS CARDS. NOTE THAT DUE TO THE FACT THAT THIS MACRO GENERATES THE ACT IMMEDIATELY AFTER THE JCT, IT IS NOT POSSIBLE TO REFERENCE THESE FIELDS BY CODING THEM AFTER THE MACRO. FOR NOW THEY MUST BE REFERENCED BY DISPLACEMENT (WHICH IS GIVEN BELOW), PREFERABLY THROUGH THE USE OF EQUATES AND THE SYMBOLS BELOW. NOTE ALSO THAT THIS MACRO IS NOT VALID FOR REFERENCING THE ACT UNTIL THESE NEW FIELDS HAVE ACTUALLY BEEN INCORPORATED.</p> <p>JCTDETD DS CL4 SVA OF DSENQ TABLE (DISPLACEMENT = 88 (DECIMAL))</p> <p>JCTEQREG DS CL2 REGION PARAMETER (BINARY) (DISPLACEMENT = 92 (DECIMAL))</p>					
88	(58)	CHARACTER	1	(6)	ROOM FOR THE ABOVE
94	(5E)	CHARACTER	1	JCTQIDNT	IDENTITY OF Q FOR JOB (MVT ONLY)
95	(5F)	CHARACTER	1	JCTSNUMB	NUMBER OF STEPS RUN (MVT ONLY)
96	(60)	SIGNED	4	JCTSTIOT	SVA OF COMPRESSED TIOT (MVT ONLY)
IN PCP-C/R SAVE OF SCATALLY BY IEFRAPCP AACA					
100	(64)	SIGNED	4	JCTDEVT	DEVICE TYPE OF CHECKPOINT DATA SET
104	(68)	CHARACTER	1	JCTCKTTR(3)	SVA OF JFCB FOR CHECKPOINT DATA SET
107	(6B)	CHARACTER	1	JCTNTRK	NUMBER OF TRACKS ON SYS1.JOBQE USED BY PTM258 THE JOB -SET AND USED BY THE INIT./TERM. PTM258
108	(6C)	SIGNED	2	JCTNRCKP	NUMBER OF CHECKPOINTS TAKEN
110	(6E)	CHARACTER	1	JCTVOLSQ	VOLUME SEQUENCE NUMBER FOR CHECKPOINT DATA SET
111	(6F)	CHARACTER	1	JCTJSB	JOB STATUS SWITCHES Y02641
111	(6F)	X'40'	0	JCTJ3RUN	"64" When on, JES3 is running in this address space
111	(6F)	X'20'	0	JCTJ3UAF	"32" When on, JES3 version supports call to SMS
UNITAFF SSI					
111	(6F)	X'10'	0	JCTHASDD	"16" JOB HAS DD STATEMENTS
111	(6F)	X'8'	0	JCTJSBIN	"8" JOB ENTERED INTERPRETATION Y02641

Table 520. Structure (continued)

Offset Dec	Offset Hex	Type	Len	Name(Dim)	Description
111	(6F)	X'4'	0	JCTJSBAL	"4" JOB ENTERED ALLOCATION Y02641
111	(6F)	X'2'	0	JCTJSBEX	"2" JOB ENTERED EXECUTION Y02641
111	(6F)	X'1'	0	JCTJSBTM	"1" JOB ENTERED TERMINATION Y02641
112	(70)	CHARACTER	3	JCTSSTR	SVA OF SCT FOR FIRST STEP TO BE RUN
115	(73)	CHARACTER	1		RESERVED
116	(74)	CHARACTER	1	JCTSTAT2	ADDITIONAL STATUS INDICATORS 0102
116	(74)	X'80'	0	JCTSPSYS	"128" BIT 0 - =1 INDICATES SPOOLED SYSIN FOR JOB 0102 SET BY IEFVDA 0102 TESTED BY IEESD575(Queue ALTER)- 0102 MVT AND MFT ONLY 0102
116	(74)	X'40'	0	JCTADSPC	"64" BIT 1 - =1 INDICATES ADDRSPC=REAL Y01029 SET BY VEA AND VJA Y01029
116	(74)	X'20'	0	JCTENDIT	"32" SET BY IEFSD41Q,IEFWEXTA A25134 TESTED BY IEFDSOWR,IEFYNIIMP A25134 JOB TERMINATION INDICATOR A25134
116	(74)	X'10'	0	JCTSWSM	"16" BIT 3 - =1 INDICATES WARM START MESSAGE M3144 'INIT=JOBNAME' IS TO BE SUPPRESSED M3144 FOR THIS JOB M3144 SET BY IEFVHH M3144 TESTED BY IEFSD305 M3144
116	(74)	X'8'	0	JCTPERFM	"8" BIT 4=1 PERFORM SPECIFIED ON THE JOB CARD
116	(74)	X'4'	0	JCTBLP	"4" 0-BLP WILL BE TREATED AS NL Y02668 1-BLP WILL BE TREATED AS BYPASS Y02668 LABEL PROCESSING Y02668
116	(74)	X'2'	0	JCTSISO	"2" SYSIN/SYSOUT SWA BELOW THE LINE INDICATOR
116	(74)	X'1'	0	JCTSWAUP	"1" SWA ABOVE THE LINE INDICATOR
117	(75)	CHARACTER	1	JCTCKIDL	LENGTH OF CHECKPOINT ID
118	(76)	CHARACTER	16	JCTCKIDT	CHECKPOINT IDENT AACAA
THE FOLLOWING SYSTEMS MGMT FACILITIES SUBFIELDS MUST BEGIN ON A HALF WORD BOUNDARY AACAA					AACAA AACAA
134	(86)	CHARACTER	3	JCTJMR	SVA OF JMR *** SYSTEMS *** AACAA
137	(89)	CHARACTER	1	JCTJMRD	DATE DIFFERENCE STEP START-JOB START * AACAA
138	(8A)	CHARACTER	1	JCTJMROP	SMF OPTION SWITCHES * MANAGEMENT AACAA
139	(8B)	CHARACTER	1	JCTJMRCL	SMF CANCELLATION CONTROL STATUS * AACAA
	1... ..			USICANPM	"X'80'" JOB was cancelled by SMFLIM- paimlib policy
UJVCAN EQU X'40' Do not use - maps to SMF30UJV in IFASMF3					
	..1. ....			UJICAN	"X'20'" JOB was cancelled by IEFUJI
	...1 ....			USICAN	"X'10'" JOB was cancelled by IEFUSI
	.... 1...			ACTRTCAN	"X'08'" JOB was cancelled by IEFACTRT
EQU X'04' Do not use - maps to SMF30SRS in IFASMF3 EQU X'02' Do not use - maps to SMF30ABD in IFASMF3 EQU X'01' Do not use - maps to SMF30FLH in IFASMF3					
140	(8C)	CHARACTER	3		RESERVED * FACILITIES
143	(8F)	CHARACTER	3	JCTJMRSS	STEP START TIME OF DAY * AACAA

Table 520. Structure (continued)

Offset Dec	Offset Hex	Type	Len	Name(Dim)	Description
146	(92)	CHARACTER	3	JCTJMRJT	JOB START TIME OF DAY * SUBFIELDS AACA
149	(95)	CHARACTER	3	JCTJMRJD	RESERVED *****
152	(98)	CHARACTER	4	JCTSRBT	ACCUMULATED SRB TIME FOR JOB Y02652
156	(9C)	CHARACTER	1		RESERVED
157	(9D)	CHARACTER	3	JCTSSD	RESERVED
160	(A0)	CHARACTER	8	JCTUSER8(0)	USER ID FIELD. Used for APPC Transactions
160	(A0)	CHARACTER	7	JCTUSER	USER ID FIELD. SET BY C/I MODULE IEFVJA AS A RESULT OF A USER KEYWORD ON THE JOB STATEMENT.
167	(A7)	CHARACTER	1	JCTPRFMF	PERFORMANCE GROUP NUMBER
168	(A8)	CHARACTER	4	JCTACODE	ABEND CODE FIELD Y02641
172	(AC)	CHARACTER	4	JCTVULDP	POINTER TO VOLUME UNLOAD TABLE Y02670
172	(AC)	X'B0'	0	JCTLNGTH	"*-INJMJCT" JCT LENGTH 20001

## ACCOUNT CONTROL TABLE

20001

176	(B0)	DBL WORD	8	IEFAACTB(0)	
176	(B0)	CHARACTER	3	ACTDSKAD	SVA OF THIS ACT
179	(B3)	CHARACTER	1	ACTIDENT	TABLE ID ACT = 16
179	(B3)	X'1'	0	ACTID	"1"
180	(B4)	CHARACTER	4	ACTJTIME	JOB RUNNING TIME
184	(B8)	CHARACTER	20	ACTPRGNM	PROGRAMMERS NAME
204	(CC)	CHARACTER	3	ACTNEXT	SVA OF NEXT ACT
207	(CF)	CHARACTER	1	ACTJNFLD	NBR OF JOB ACCOUNTING FIELDS
208	(D0)	CHARACTER	144	ACTACCNT	THE REST OF THE FIELDS HAVE THE FOLLOWING FORMAT FOR JOB ACCOUNTING- 1 BYTE- LENGTH OF FIELD VARIABLE BYTES- CONTENTS OF FIELD (REPEATED FOR N FIELDS) STEP ACCOUNTING HAS THE FOLLOWING FORMAT FOR EACH STEP- 3 BYTES- MAXIMUM STEP RUNNING TIME 1 BYTE- NBR OF FIELDS IN STEP 1 BYTE- LENGTH OF FIELD VARIABLE BYTES- CONTENTS OF FIELD (LAST 2 REPEATED N TIMES)

THIS SECTION FORMERLY HELD THE SMB MADE OBSOLETE BY AOS/II RELEASE 2

Table 521. Cross Reference for JCT

Name	Offset	Hex Tag
ACTACCNT	D0	
ACTDSKAD	B0	
ACTID	B3	1
ACTIDENT	B3	
ACTJNFLD	CF	
ACTJTIME	B4	
ACTNEXT	CC	
ACTPRGNM	B8	

Table 521. Cross Reference for JCT (continued)

Name	Offset	Hex Tag
ACTRTCAN	8B	8
IEFAACTB	B0	
INCMALL	7	80
INCMCAT	5	2
INCMML1	7	10
INCMML2	7	20
INCMNSET	5	1
INCMSTS	5	4
INDMCTLG	5	2
INJMJCT	0	0
JCT_GDGBIAS_STEP	35	1
JCTABEND	5	8
JCTACODE	A8	
JCTACTAD	28	
JCTADSPC	74	40
JCTBLP	74	4
JCTCCODE	36	
JCTCKFT	56	10
JCTCKIDL	75	
JCTCKIDT	76	
JCTCKPTR	56	8
JCTCKTTR	68	
JCTCONTR	56	20
JCTDEVT	64	
JCTDSDRA	57	1
JCTDSENQ	35	8
JCTDSESA	35	4
JCTDSESD	35	2
JCTDSKAD	0	
JCTDSOCR	57	4
JCTENDIT	74	20
JCTFLGS1	35	
JCTGDGNT	1C	
JCTHASDD	6F	10
JCTID	3	0
JCTIDENT	3	
JCTJBLBS	5	
JCTJBYTE	7	
JCTJCSMF	1F	

Table 521. Cross Reference for JCT (continued)

Name	Offset	Hex Tag
JCTJCTX	24	
JCTJDPCD	36	
JCTJDPOP	38	
JCTJMGLV	7	
JCTJMGPO	6	
JCTJMR	86	
JCTJMRCL	8B	
JCTJMRD	89	
JCTJMRJD	95	
JCTJMRJT	92	
JCTJMROP	8A	
JCTJMRSS	8F	
JCTJNAME	8	
JCTJPRTY	7	
JCTJSB	6F	
JCTJSBAL	6F	4
JCTJSBEX	6F	2
JCTJSBIN	6F	8
JCTJSBTM	6F	1
JCTJSRNO	4	
JCTJSTAT	5	
JCTJSTPC	5	20
JCTJTPTN	10	
JCTJ3RUN	6F	40
JCTJ3UAF	6F	20
JCTLNGTH	AC	B0
JCTNARST	57	40
JCTNOCKP	57	10
JCTNORST	57	20
JCTNRCKP	6C	
JCTNTRK	6B	
JCTPDIP	18	
JCTPERFM	74	8
JCTPRFMF	A7	
JCTQIDNT	5E	
JCTRCLST	35	20
JCTRCMAX	35	40
JCTRCSTP	35	10
JCTRESTT	57	8

Table 521. Cross Reference for JCT (continued)

Name	Offset	Hex Tag
JCTRSW1	56	
JCTRSW2	57	
JCTSCT	34	
JCTSDKAD	20	
JCTSISO	74	2
JCTSMRBA	2C	
JCTSNUMB	5F	
JCTSPSYS	74	80
JCTSRBT	98	
JCTSSD	9D	
JCTSSTR	70	
JCTSTAT2	74	
JCTSTEPR	56	4
JCTSTERM	56	40
JCTSTIOT	60	
JCTSUBSR	57	2
JCTSWAUP	74	1
JCTSWSM	74	10
JCTSYSCK	57	80
JCTTDSFU	35	80
JCTUSER	A0	
JCTUSER8	A0	
JCTVOLSQ	6E	
JCTVULDP	AC	
JCTWARMS	56	80
UJICAN	8B	20
USICAN	8B	10
USICANPM	8B	80

## JCTX information

### JCTX heading information

<b>Common name:</b>	JOB CONTROL TABLE EXTENSION
<b>Macro ID:</b>	IEFJCTX
<b>DSECT name:</b>	JCTXIN
<b>Owning component:</b>	Interpreter (SC1B9)
<b>Eye-catcher ID:</b>	None



**Storage attributes:** Subpool: 236 or 237 (SWA), or 241 (MSTR)  
Key: 1  
Residency: Below

**Size:** 176 Below  
Frequency: One per Job

**Created by:** The Interpreter

**Pointed to by:** - JCTJCTX field (SVA) in the JCT data area

**Serialization:** None

**Function:** Contains job status information in addition to that contained in the JCT

## JCTX mapping

Table 522. Structure JCTXIN

Offset Dec	Offset Hex	Type	Len	Name (Dim)	Description
0	(0)	STRUCTURE	176	JCTXIN	TABLE NAME
0	(0)	ADDRESS	3	JCTXDSKA	DISK ADDR OF THIS JCTX.
3	(3)	CHARACTER	1	JCTXIDNT	JCTX IDENTIFICATION = 30
4	(4)	CHARACTER	8	JCTXGROP	GROUP ID FIELD
12	(C)	CHARACTER	8	JCTXJVTN	JCL DEFINITION VECTOR TABLE (JDVT) NAME
20	(14)	ADDRESS	4	JCTXSWB	SCHEDULER WORK BLOCK (SWB) STRUCTURE POINTER
24	(18)	CHARACTER	1	JCTXRSV1	RESERVED
25	(19)	CHARACTER	3	JCTXRGSZ	REGION STORAGE SIZE IN K BYTES
28	(1C)	CHARACTER	4	JCTXRSV2	RESERVED
32	(20)	CHARACTER	8	JCTXMLSZ	MEMLIMIT SIZE IN M BYTES-ON DWORD@LAA
40	(28)	CHARACTER	4	JCTXRSV3	RESERVED
44	(2C)	CHARACTER	8	JCTXR02C	RESERVED, WAS JCTXTIME,JCTXVFUT JCTXVFAT
52	(34)	UNSIGNED	4	JCTXSTMT	JOB STATEMENT NUMBER
56	(38)	UNSIGNED	4	JCTXTSTM	TOTAL NUMBER STATEMENTS FOR JOB
60	(3C)	UNSIGNED	4	JCTXJTL	MAXIMUM JOB TIME LIMIT
64	(40)	UNSIGNED	4	JCTXJCLV	JCL VERSION NUMBER
68	(44)	ADDRESS	4	JCTXDSTB	Address of Data Set Information Table
72	(48)	CHARACTER	16	JCTXSJFS	SJF shared latch step chain serialization work area - required to be on a double-word boundary
88	(58)	CHARACTER	4	JCTXSSD	STEP START DATE
92	(5C)	CHARACTER	4	JCTXJMRD	JOB START DATE
96	(60)	CHARACTER	8	JCTXSPRC	PROC name for started tasks when JOBNAME= is used, otherwise, binary zeroes
104	(68)	SIGNED	4	JCTXSONC	Step time on CP. Only useful when zCPB/zAAPs are configured. Otherwise, ASCBEJST can be used. Applies only to current/last step
108	(6C)	SIGNED	4	JCTXJONC	Job time on CP when zCPB/zAAPs configured
112	(70)	SIGNED	4	JCTXSONI	Step time on zCPB/zAAP. Applies only to current/last step

Table 522. Structure JCTXIN (continued)

Offset Dec	Offset Hex	Type	Len	Name (Dim)	Description
116	(74)	SIGNED	4	JCTXJONI	Job time on zCPB/zAAP
120	(78)	SIGNED	4	JCTXSIOC	Step time zCPB/zAAP-eligible on CP. Applies only to current/last step
124	(7C)	SIGNED	4	JCTXJIOC	Job time zCPB/zAAP-eligible on CP@LDC
128	(80)	SIGNED	4	JCTXSONS	Step time on SUP. Applies only to current/last step
132	(84)	SIGNED	4	JCTXJONS	Job time on SUP
136	(88)	SIGNED	4	JCTXSSOC	Step time SUP-eligible on CP. Applies only to current/last step
140	(8C)	SIGNED	4	JCTXJSOC	Job time SUP-eligible on CP
144	(90)	CHARACTER	8	JCTXJCLS	Eight character jobclass
152	(98)	SIGNED	4	JCTXSJOZ	Step time running JAVA on zIIP. Applies only to current/last step
156	(9C)	SIGNED	4	JCTXJJJZ	Job time running JAVA on zIIP.
160	(A0)	SIGNED	4	JCTXSJOC	Step time running JAVA on CP Applies only to current/last step
164	(A4)	SIGNED	4	JCTXJJOC	Job time running JAVA on CP.
168	(A8)	CHARACTER	7	JCTXRESV	Reserved for future use
175	(AF)	UNSIGNED	1	JCTXVERS	VERSION LEVEL

Table 523. Constants for JCTX

Len	Type	Value	Name	Description
1	DECIMAL	1	JCTX3320	01 = HBB4410
1	DECIMAL	2	JCTX4420	02 = HBB4420
1	DECIMAL	2	JCTXCVER	02 = HBB4420 (Requires recompile of creating modules if changed)
1	DECIMAL	2	JCTXLVID	CURRENT LEVEL

Table 524. Cross Reference for JCTX

Name	Offset	Hex Tag
JCTXDSKA	0	
JCTXDSTB	44	
JCTXGROP	4	
JCTXIDNT	3	
JCTXIN	0	
JCTXJCLS	90	
JCTXJCLV	40	
JCTXJIOC	7C	
JCTXJJOC	A4	
JCTXJJJZ	9C	
JCTXJMRD	5C	
JCTXJONC	6C	
JCTXJONI	74	
JCTXJONS	84	
JCTXJSOC	8C	

Table 524. Cross Reference for JCTX (continued)

Name	Offset	Hex Tag
JCTXJTL	3C	
JCTXJVTN	C	
JCTXMLSZ	20	
JCTXRESV	A8	
JCTXRGSZ	19	
JCTXRSV1	18	
JCTXRSV2	1C	
JCTXRSV3	28	
JCTXR02C	2C	
JCTXSIOC	78	
JCTXSJFS	48	
JCTXSJOC	A0	
JCTXSJ0Z	98	
JCTXSONC	68	
JCTXSONI	70	
JCTXSONS	80	
JCTXSPRC	60	
JCTXSSD	58	
JCTXSSOC	88	
JCTXSTMT	34	
JCTXSWB	14	
JCTXTSTM	38	
JCTXVERS	AF	

## JESCT information

### JESCT programming interface information

**ONLY** the following fields are part of the programming interface information:

- JESBCHRP
- JESBCHRS
- JESBR14L
- JESBR14N
- JESDEFST
- JESDSEMD
- JESDSEME
- JESFRQEX
- JESIBSAV
- JESOPCAT
- JESOPEXP
- JESSSATB

- JESSSSWA
- JESTDSFI
- JESTDSFU
- JESTLIBD
- JESTLIBE
- JESVUFL
- JESVUMTR
- JESVUTRK
- JES3OUTD

## JESCT heading information

<b>Common name:</b>	Job Entry Subsystem Communication Table
<b>Macro ID:</b>	IEFJESCT
<b>DSECT name:</b>	JESCT, JESPEXT
<b>Owning component:</b>	Initiator/SubSystem Interface (SC1B6)
<b>Eye-catcher ID:</b>	<ul style="list-style-type: none"> <li>- JESCT: JEST</li> <li>- JESPEXT: JESPEXT</li> <li>Offset: - JESCT: 0</li> <li>- JESPEXT: 0</li> <li>Length: - JESCT: 4</li> <li>- JESPEXT: 7</li> </ul>
<b>Storage attributes:</b>	<ul style="list-style-type: none"> <li>Subpool: - JESCT: nucleus</li> <li>- JESPEXT: 241 (common)</li> <li>Key: - JESCT: 0</li> <li>- JESPEXT: 0</li> <li>Residency: - JESCT: below</li> <li>- JESPEXT: below</li> </ul>
<b>Size:</b>	<ul style="list-style-type: none"> <li>- JESCT: 128 bytes</li> <li>- JESPEXT: 208 bytes</li> </ul>
<b>Created by:</b>	<ul style="list-style-type: none"> <li>- JESCT: IEFJESDM, the data only module just for the base portion of the JESCT which resides in the nucleus.</li> <li>- JESPEXT: IEFSCHIN, a Scheduler address space initialization module which acquires the storage for the pageable extension.</li> </ul>
<b>Pointed to by:</b>	<ul style="list-style-type: none"> <li>- JESCT: CVTJESCT field in the CVT</li> <li>- JESPEXT: JESCTEXT field in the JESCT</li> </ul>
<b>Serialization:</b>	None for the data areas in this macro. However individual fields are serialized as mentioned for the field or in some cases by services referenced.

**Function:**

This macro provides the mapping for the JESCT and its pageable extension. Its purpose is to provide a combination of information and a vector table for the subsystem interface or scheduler service related functions.

## JESCT mapping

Table 525. Structure JESCT

Offset Dec	Offset Hex	Type	Len	Name(Dim)	Description
0	(0)	STRUCTURE	0	JESCT	
0	(0)	CHARACTER	4	JESCTID	ACRONYM: JEST
4	(4)	ADDRESS	4	JESUNITS	POINTER TO SYSRES UCB
8	(8)	ADDRESS	4	JESWAA	ADDRESS OF THE SWA Y02668 MANAGER - LOCATE MODE Y02668
12	(C)	ADDRESS	4	JESQMGR	ADDRESS OF SWA MANAGER Y02668 MOVE MODE Y02668
16	(10)	ADDRESS	4	JESRESQM	ENTRY POINT USED TO INTERFACE BETWEEN THE QMNGRIO MACRO AND THE RESIDENT SWA MNGR Y02668
20	(14)	ADDRESS	4	JESSSREQ	ADDRESS OF THE IEFSSREQ Y02668 ROUTINE Y02668
24	(18)	ADDRESS	4	JESSSCT	ADDRESS OF THE FIRST Y02668 SUBSYSTEM COMMUNICATIONS Y02668 TABLE Y02668
28	(1C)	BITSTRING	4	JESPJESN	NAME OF PRIMARY JOB ENTRY Y02668 SUBSYSTEM SET AT SYSGEN Y02668
32	(20)	ADDRESS	4	JESALLOC	DEVICE ALLOCATION ENTRY POINT USED BY INITIATOR
36	(24)	ADDRESS	4	JESUNALC	DEVICE UNALLOCATION ENTRY POINT USED BY INITIATOR
40	(28)	ADDRESS	4	JESCATL	DEVICE ALLOCATION PRIVATE CATALOG ENTRY POINT USED BY INITIATOR
44	(2C)	SIGNED	4	JESNUCBS	NUMBER OF TAPE AND DA UCB'S IN SYSTEM. USED BY DEVICE ALLOCATION
48	(30)	ADDRESS	4	JESSASTA	ADDRESS OF SUBSYSTEM ALLOCATION SEQUENCE TABLE
52	(34)	ADDRESS	4	JES EDT	Address of Allocation Eligible Device Table, valid only during NIP.
56	(38)	ADDRESS	4	JESRECM	ADDRESS OF IEFJRECM RESOURCE MANAGER
60	(3C)	ADDRESS	4	JESRECF	ADDRESS OF IEFJRECF RESOURCE MANAGER
64	(40)	ADDRESS	4	JESHASH	ADDRESS OF SUBSYSTEM HASH TABLE
68	(44)	SIGNED	2	JESNRSS	TOTAL NUMBER OF SUBSYSTEMS
70	(46)	BITSTRING	1	JESFLG	FLAG BYTE
		1... ....		JESJSSNT	"X'80'" IEFJSSNT EXISTS
		.1.. ....		JESFSIT	"X'40'" FSI Trace installed.
		..1. ....		JESFRQEX	"X'20'" SSI function request exit installed
		...1 ....		JESRSV15	"X'10'" RESERVED
		.... 1...		JESRSV16	"X'08'" RESERVED
		.... .1..		JESRSV17	"X'04'" RESERVED
		.... ..1.		JESRSV18	"X'02'" RESERVED
		.... ...1		JESRSV19	"X'01'" RESERVED
71	(47)	BITSTRING	1	JESJESFG	PRIMARY SUBSYSTEM FLAGS

Table 525. Structure JESCT (continued)

Offset Dec	Offset Hex	Type	Len	Name(Dim)	Description
		1... ..		JESPSUBA	"X'80'" PRIMARY SUBSYSTEM ACTIVE INDICATOR
		.1.. ..		JESPSUBI	"X'40'" IF JESPSUBA=1 AND THIS BIT =0 THEN MVS CONSOLE ALTERING COMMANDS MAY BE USED BUT JES3 CONSOLE ALTERING COMMANDS MAY NOT BE USED. IF JESPSUBA=1 AND THIS BIT =1 THEN JES3 CONSOLE ALTERING COMMANDS MAY BE USED IN ADDITION TO MVS CONSOLE ALTERING COMMANDS. IF JESPSUBA=0 THEN ONLY MVS CONSOLE ALTERING COMMANDS MAY BE USED.
		..1. ....		JES3ACTV	"X'20'" JES3 SUBSYSTEM ACTIVE
		...1 ....		JES3OUTD	"X'10'" JES3 support of OUTADD/OUTDEL MVS services available
		.... 1...		JESRSV24	"X'08'" RESERVED
		.... .1..		JESRSV25	"X'04'" RESERVED
		.... ..1.		JESRSV26	"X'02'" RESERVED
		.... ...1		JESRSV27	"X'01'" RESERVED
72	(48)	ADDRESS	4	JESALLOP	POINTER TO ALLOCATION DESCRIPTOR BLOCK
76	(4C)	SIGNED	2	JESALLOA	ASID OF ALLOCATION ADDRESS SPACE
78	(4E)	BITSTRING	1	JESALLOF	ALLOCATION FUNCTION FLAGS
		1... ..		JESUASR	"X'80'" UNIT ALLOCATION STATUS RECORDING IS ACTIVE
		.1.. ..		JESUASF	"X'40'" UNIT ALLOCATION STATUS RECORDING HAS FAILED
		..1. ....		JESUPLER	"X'20'" UPL DOES NOT MATCH THE UCBS
		...1 ....		JESALRDY	"X'10'" ALLOCATION READY
		.... 1...		JESV2EDT	"X'08'" EDT VERSION 2 OR LATER INDICATOR
		.... .1..		JESDEFST	"X'04'" SET BY IEFAB4I0. WHEN ON, THIS BIT INDICATES THAT ALLOCxx SYSTEM FLAGS ARE COPIED TO THE CORRESPONDING JESPEXT FLAGS.
		.... ..1.		JESIBSAV	"X'02'" Allocation Insulated DD support (DxxINSDD text units) and Bypass Security checking (DxxNOSEC text units) available
		.... ...1		JESRSV07	"X'01'" RESERVED
79	(4F)	BITSTRING	1	JESRSV08	RESERVED
80	(50)	ADDRESS	4	JESPCDP	POINTER IN CSA FOR PCDPARMS
84	(54)	SIGNED	4	JESAUCBS	NUMBER OF ALL UCBS IN THE SYSTEM
88	(58)	SIGNED	4	JESDUECB	DISPLAY ALLOCATION SDUMP ECB
92	(5C)	ADDRESS	4	JESUPLP	UCB POINTER LIST ADDRESS
96	(60)	ADDRESS	4	JESMNTPT	POINTER TO ARRAY OF MOUNT- ABLE DEVICE TYPES
100	(64)	ADDRESS	4	JESCTEXT	POINTER TO THE PAGEABLE JESCT EXTENSION
104	(68)	ADDRESS	4	JESPPT	POINTER TO THE PROGRAM PROPERTIES TABLE
108	(6C)	ADDRESS	4	JESRSTR	POINTER TO RESTART CODE TABLE
112	(70)	ADDRESS	4	JESPARSE	POINTER TO THE PARSER ROUTINE
116	(74)	ADDRESS	4	JESXB603	POINTER TO RESTART COMPONENT MESSAGE MODULE (IEFXB603)

Table 525. Structure JESCT (continued)

Offset Dec	Offset Hex	Type	Len	Name (Dim)	Description
120	(78)	ADDRESS	4	JESDACA	POINTER TO THE DEVICE ALLOCATION COMMUNICATION AREA
124	(7C)	ADDRESS	4	JESRSV28	RESERVED FIELD

Table 526. Structure JESPEXT

Offset Dec	Offset Hex	Type	Len	Name (Dim)	Description
0	(0)	STRUCTURE	0	JESPEXT	
0	(0)	SIGNED	4	(0)	JESCT EXTENSION
0	(0)	CHARACTER	7	JESSID	IDENTIFIER 'JESPEXT'
7	(7)	BITSTRING	1	JESSVERS	CONTROL BLOCK VERSION NUMBER
8	(8)	ADDRESS	4	JESSJCNL	ADDRESS OF SCHEDULER JCL FACILITY ROUTER ROUTINE
12	(C)	ADDRESS	4	JESSJDVT	ADDRESS OF JCL DEFINITION VECTOR TABLE CHAIN
16	(10)	ADDRESS	4	JESSJRNL	ADDRESS OF JOURNAL WRITE RTNE
20	(14)	ADDRESS	4	JESDB401	Unused except for formatter use
24	(18)	ADDRESS	4	JESXVNSL	IEFXVNSL ENTRY POINT
28	(1C)	ADDRESS	4	JESGB4DC	IEFGB4DC ENTRY POINT
32	(20)	ADDRESS	4	JESGB4UV	IEFGB4UV ENTRY POINT
36	(24)	ADDRESS	4	JESAB445	Address of the Devcie Allocation Defaults Table - Initialized by IEFAB4I0
40	(28)	ADDRESS	4	JESGB400	ALLOCATION PUT INTERFACE RTNE.
44	(2C)	ADDRESS	4	JESQB551	IEFQB551 ENTRY POINT
48	(30)	ADDRESS	4	JESQB556	IEFQB556 ENTRY POINT
52	(34)	ADDRESS	4	JESXBPUT	JOURNAL PUT/GET INTERFACE RTN
56	(38)	ADDRESS	4	JESIB650	IEFIB650 ENTRY POINT (MSG MOD)
60	(3C)	ADDRESS	4	JESSJF	ADDRESS OF SCHEDULER JCL FACILITY ROUTINE
64	(40)	SIGNED	4	JESTIOTS	SIZE OF THE TASK I/O TABLE TIOT
68	(44)	SIGNED	4	JESMAXDD	MAXIMUM NUMBER OF SINGLE UNIT DD'S ALLOWED FOR A JOB STEP
72	(48)	ADDRESS	4	JESPMST	ADDRESS OF THE SWA MANAGER STORAGE TABLE (QMST)
76	(4C)	ADDRESS	4	JESQDIR	ADDRESS OF THE SWA MANAGER DIAGNOSTICS ROUTINE
80	(50)	ADDRESS	4	JESGDTOK	ADDRESS OF THE ALLOCATION GET DD TOKEN SERVICE
84	(54)	ADDRESS	4	JESSMSIB	POINTER TO THE STORAGE MANAGEMENT SUBSYSTEM SSIB
88	(58)	ADDRESS	4	JESQBSVA	ADDRESS OF SWA MANAGER ROUTINE SUPPORTING UNAUTHORIZED, TASK AND CROSS MEMORY MODE CALLERS
92	(5C)	ADDRESS	4	JESMECHK	ADDRESS OF THE MUTUAL EXCLUSIVITY CHECKER ROUTINE
96	(60)	ADDRESS	4	JESXBCHK	Address of the scheduler checkpoint SWA blocks routine, used by DFP during checkpoint processing - Initialized by IEFQBINT at master scheduler base initialization
100	(64)	ADDRESS	4	JESFSICB	Address of FSI trace Control Block

Table 526. Structure JESPEXT (continued)

Offset Dec	Offset Hex	Type	Len	Name(Dim)	Description
104	(68)	ADDRESS	4	JESSJTCL	Address of the SWBTU processor control routine IEF SJTCL: -initialized by IEF SJL0D during master scheduler base initial. -Normally referenced through the SWBTUREQ macro
108	(6C)	SIGNED	4	JESPPTUS	PPT table concurrent use count -Normally referenced through the IEFPPSCN macro
112	(70)	ADDRESS	4	JESPPTSC	PPT scan routine IEF PPTSC: -initialized by IEF SJJINT during master scheduler base initial. -Normally referenced through the IEFPPSCN macro
116	(74)	SIGNED	4	JESDSNNO	Counter for final qualifier of temporary data set name
120	(78)	CHARACTER	2	JESDSNID	ID for temporary data sets on this system.
122	(7A)	SIGNED	2	JESRSVEA	Reserved for future use
124	(7C)	SIGNED	4	JESSSIVT	Token for SSI vector table
128	(80)	CHARACTER	4	JESSSIPC	PC number for IEFSSI macro
132	(84)	CHARACTER	4	JESVTPC	PC number for IEFSSVT macro
136	(88)	ADDRESS	4	JESMSGT@	SSI message table address
140	(8C)	BITSTRING	4	JESPALF(0)	JESPEXT flags reflecting ALLOCxx SYSTEM statement settings -Set by Allocation Initialization Routine IEFAB4I0 and updated by SETALLOC command processing
140	(8C)	BITSTRING	1	JESPALF1	1ST BYTE OF ALLOCXX SYSTEM FLAGS
	1... ..			JESBR14L	"X'80'" On when SYSTEM IEFBR14_DELMIGDS is set to LEGACY
	.1... ..			JESBR14N	"X'40'" On when SYSTEM IEFBR14_DELMIGDS is set to NORECALL
	..1. ....			JESTLIBE	"X'20'" On when SYSTEM TAPELIB_PREF is set to EQUAL
	...1 ....			JESTLIBD	"X'10'" On when SYSTEM TAPELIB_PREF is set to BYDEVICES
	.... 1...			JESVUFL	"X'08'" On when SYSTEM VERIFY_UNCAT is set to FAIL
	.... .1..			JESVUTRK	"X'04'" On when SYSTEM VERIFY_UNCAT is set to TRACK only
	.... ..1.			JESVUMTR	"X'02'" On when SYSTEM VERIFY_UNCAT is set to MSGTRACK
	.... ...1			JESTDSFU	"X'01'" On when SYSTEM TEMPDSFORMAT is set to UNIQUE
141	(8D)	BITSTRING	1	JESPALF2	2ND BYTE OF ALLOCXX SYSTEM FLAGS
	1... ..			JESTDSFI	"X'80'" On when SYSTEM TEMPDSFORMAT is set to UNIQUE
	.1... ..			JESDSEME	"X'40'" On when SYSTEM MEMDSENQMGMT is set to ENABLE
	..1. ....			JESDSEMD	"X'20'" On when SYSTEM MEMDSENQMGMT is set to DISABLE
	...1 ....			JESVULTR	"X'10'" On when SYSTEM VERIFY_UNCAT is set to LOGTRACK
	.... 1...			JESBCHRS	"X'08'" On when SYSTEM BATCH_RCLMIGDS set to SERIAL



Table 526. Structure JESPEXT (continued)

Offset Dec	Offset Hex	Type	Len	Name(Dim)	Description
		.... .1..		JESBCHRP	"X'04'" On when SYSTEM BATCH_RCLMIGDS set to PARALLEL 2 bits reserved for future use for ALLOCxx SYSTEM keywords
		.... ..1.		JESOPEXP	"X'02'" On when SYSTEM OPTCDB_SPLIT is set to EXPLICIT
		.... ...1		JESOPCAT	"X'01'" On when SYSTEM OPTCDB_SPLIT is set to CATALOG
142	(8E)	BITSTRING	1	JESPALF3	3rd byte of ALLOCxx SYSTEM flags
		1... ....		JESSSSWA	"X'80'" On when SYSTEM SWBSTORAGE is set to SWA
		.1.. ....		JESSSATB	"X'40'" On when SYSTEM SWBSTORAGE is set to ATB
143	(8F)	BITSTRING	1	JESPALF4	Reserved for future use for ALLOCxx SYSTEM keywords
144	(90)	SIGNED	4	JESJ201D	DOM ID for IEFJ201A
148	(94)	SIGNED	4	JESRSVED	Reserved for future use
152	(98)	SIGNED	4	JESSCH_MODULETABLE(4)	Module table for Scheduler, each word is a pointer to a subcomponent module table that is obtained by IEFSCHAI. See IEFSCHMT
168	(A8)	BITSTRING	8	JESSMF_LIMITS_POLICY_PTR	LIMIT table policy address
176	(B0)	SIGNED	4	JESSMF_LIMITS_POLICY_CNT	LIMIT table use count
180	(B4)	ADDRESS	4	JESJWTOB	Address of IEFJWTOB
184	(B8)	ADDRESS	4	JESJACTL	Address of IEFJACTL
188	(BC)	ADDRESS	4	JESJWTOG	Address of IEFJWTOG glue
192	(C0)	CHARACTER	16	JES\$4RSV	Reserved and available
192	(C0)	X'8'	0	JESSCVER	"8" CURRENT VERSION LEVEL

Table 527. Structure JESCT

Offset Dec	Offset Hex	Type	Len	Name(Dim)	Description
0	(0)	STRUCTURE	0	JESCT	RESETS PROGRAM COUNTER

Table 528. Cross Reference for JESCT

Name	Offset	Hex	Tag
JES\$4RSV	C0		
JESAB445	24		
JESALLOA	4C		0
JESALLOC	20		
JESALLOF	4E		0
JESALLOP	48		
JESALRDY	4E		10
JESAUCBS	54		0
JESBCHRP	8D		4
JESBCHRS	8D		8
JESBR14L	8C		80
JESBR14N	8C		40

Table 528. Cross Reference for JESCT (continued)

Name	Offset	Hex Tag
JESCATL	28	
JESCT	0	
JESCT	0	
JESCTEXT	64	
JESCTID	0	D1C5E2E3
JESDACA	78	
JESDB401	14	
JESDEFST	4E	4
JESDSEMD	8D	20
JESDSEME	8D	40
JESDSNID	78	
JESDSNNO	74	
JESDUECB	58	0
JESEDT	34	
JESFLG	46	0
JESFRQEX	46	20
JESFSICB	64	
JESFSIT	46	40
JESGB4DC	1C	
JESGB4UV	20	
JESGB400	28	
JESGDTOK	50	
JESHASH	40	
JESIBSAV	4E	2
JESIB650	38	
JESJACTL	B8	
JESJESFG	47	0
JESJSSNT	46	80
JESJWT0G	BC	
JESJWTOM	B4	
JESJ201D	90	
JESMAXDD	44	
JESMECHK	5C	
JESMNTP	60	
JESMSGT@	88	
JESNRSS	44	0
JESNUCBS	2C	0
JESOPCAT	8D	1
JESOPEXP	8D	2

Table 528. Cross Reference for JESCT (continued)

Name	Offset	Hex Tag
JESPALF	8C	
JESPALF1	8C	0
JESPALF2	8D	0
JESPALF3	8E	0
JESPALF4	8F	0
JESPARSE	70	
JESPCDP	50	
JESPEXT	0	
JESPJESN	1C	0
JESPPT	68	
JESPPTSC	70	
JESPPTUS	6C	
JESPQDIR	4C	
JESPMST	48	
JESPSUBA	47	80
JESPSUBI	47	40
JESQBSVA	58	
JESQB551	2C	
JESQB556	30	
JESQMGR	C	
JESRECF	3C	
JESRECM	38	
JESRESQM	10	
JESRSTRT	6C	
JESRSVEA	7A	
JESRSVED	94	
JESRSV07	4E	1
JESRSV08	4F	0
JESRSV15	46	10
JESRSV16	46	8
JESRSV17	46	4
JESRSV18	46	2
JESRSV19	46	1
JESRSV24	47	8
JESRSV25	47	4
JESRSV26	47	2
JESRSV27	47	1
JESRSV28	7C	
JESSASTA	30	

Table 528. Cross Reference for JESCT (continued)

Name	Offset	Hex Tag
JESSCH_MODULETABLE	98	
JESSCVER	C0	8
JESSID	0	
JESSJCNL	8	
JESSJDVT	C	
JESSJF	3C	
JESSJRNL	10	
JESSJTCL	68	
JESSMF_LIMITS_POLICY_CNT	B0	
JESSMF_LIMITS_POLICY_PTR	A8	
JESSMSIB	54	
JESSSATB	8E	40
JESSSCT	18	
JESSSIPC	80	
JESSSIVT	7C	
JESSSREQ	14	
JESSSSWA	8E	80
JESSVERS	7	
JESTDSFI	8D	80
JESTDSFU	8C	1
JESTIOTS	40	
JESTLIBD	8C	10
JESTLIBE	8C	20
JESUASF	4E	40
JESUASR	4E	80
JESUNALC	24	
JESUNITS	4	
JESUPLER	4E	20
JESUPLP	5C	
JESVTPC	84	
JESVUFL	8C	8
JESVULTR	8D	10
JESVUMTR	8C	2
JESVUTRK	8C	4
JESV2EDT	4E	8
JESWAA	8	
JESXBCHK	60	
JESXBPUT	34	
JESXB603	74	

Table 528. Cross Reference for JESCT (continued)

Name	Offset	Hex Tag
JESXVNSL	18	
JES3ACTV	47	20
JES3OUTD	47	10

## JFCB information

### JFCB programming interface information

**ONLY** the following fields are part of the programming interface information:

- JFCABN
- JFCACC
- JFCACT
- JFCALLOW
- JFCALX
- JFCAMSTR
- JFCASA
- JFCBABFS
- JFCBABS
- JFCBABST
- JFCBADBF
- JFCBADSP
- JFCBAL
- JFCBAVR
- JFCBAXBF
- JFCBBFTA
- JFCBBFTK
- JFCBBFTR
- JFCBCEOV
- JFCBCKPT
- JFCBCRDT
- JFCBCTRI
- JFCBCYL
- JFCBDQTY
- JFCBDR LH
- JFCBDSNM
- JFCBELNM
- JFCBEND
- JFCBEXAD
- JFCBEXP
- JFCBEXTP
- JFCBFLG1
- JFCBFLG3

- JFCBFLSQ
- JFCBFOUT
- JFCBFRID
- JFCBFTEK
- JFCBGNCP
- JFCBIN
- JFCBLGTH
- JFCBLKSI
- JFCBLP
- JFCBLSR
- JFCBLSRD
- JFCBLTM
- JFCBLTYP
- JFCBMASK
- JFCBMODJ
- JFCBNTCS
- JFCBNVOL
- JFCBPQTY
- JFCBPROT
- JFCBQNAM
- JFCBSPAC
- JFCBSQTY
- JFCBTRK
- JFCBUFIN
- JFCBUFL
- JFCBUFMX
- JFCBUFNO
- JFCBUFOF
- JFCBUFSI
- JFCBVLCT
- JFCBVLSQ
- JFCBVOLS
- JFCBXPDT
- JFCBWWU
- JFCCHAR
- JFCCOMP
- JFCCONV
- JFCCPRI
- JFCCYL
- JFCCYLOF
- JFCDEL
- JFCDEN
- JFCDISP

- JFCDQDSP
- JFCDSEQN
- JFCDSORG
- JFCDSRG1
- JFCDSRG2
- JFCDUAL
- JFCDWORD
- JFCDYN
- JFCEBCD
- JFCEQUAL
- JFCEROPT
- JFCEVEN
- JFCExc
- JFCExt
- JFCFCBAL
- JFCFCBID
- JFCFCBVR
- JFCFEED
- JFCFIX
- JFCFMREC
- JFCFNCBD
- JFCFNCCI
- JFCFNCCP
- JFCFNCCBR
- JFCFNCCBT
- JFCFNCCBW
- JFCFNCCBX
- JFCFOLD
- JFCFUNC
- JFCFWORD
- JFCIND
- JFCINOP
- JFCINTVL
- JFCIPLTX
- JFCKEYLE
- JFCLIMCT
- JFCLRECL
- JFCMAC
- JFCMAST
- JFCMIXG
- JFCMOD
- JFCMODE
- JFCMODEO

- JFCMODER
- JFCNCOMP
- JFCNCP
- JFCNEW
- JFCNL
- JFCNOCC
- JFCNSL
- JFCNTM
- JFCNWRIT
- JFCOLD
- JFCONE
- JFCONTIG
- JFCOPEN
- JFCOPTJ
- JFCOPTQ
- JFCORGAM
- JFCORGCX
- JFCORGDA
- JFCORGGS
- JFCORGIS
- JFCORGPO
- JFCORGPS
- JFCORGTQ
- JFCORGTR
- JFCORGTX
- JFCORGU
- JFCOUTLI
- JFCOUTOP
- JFCOVER
- JFCPCI
- JFCPCIA1
- JFCPCIA2
- JFCPCIBT
- JFCPCIN1
- JFCPCIN2
- JFCPCIR1
- JFCPCIR2
- JFCPCIX1
- JFCPCIX2
- JFCPDS
- JFCPOSID
- JFCPRTSP
- JFCRBIDC



- JFCRBIDO
- JFCRCFM
- JFCRECFM
- JFCRECV
- JFCREDUC
- JFCREL
- JFCREORG
- JFCRFB
- JFCRFO
- JFCRFS
- JFCRKP
- JFCRLSE
- JFCROUND
- JFCSDNAM
- JFCSDS
- JFCSEND
- JFCSHARE
- JFCSIM
- JFCSKP
- JFCSL
- JFCSLCRE
- JFCSLDES
- JFCSPNO
- JFCSPONE
- JFCSPTHR
- JFCSPTWO
- JFCSTACK
- JFCSTAND
- JFCSUL
- JFCTHRSH
- JFCTOPT
- JFCTRAN
- JFCTREV
- JFCTRTCH
- JFCTWO
- JFCUCSID
- JFCUCSOP
- JFCUND
- JFCVAR
- JFCVARD
- JFCVER
- JFCVLDQ
- JFCVLDQ1

- JFCVLDQ2
- JFCVLDQ3
- JFCVLDQ4
- JFCVLDQ5
- JFCWUMSG
- JFCWVCBD
- JFCWVCIS
- JFCWVCSP
- JFC1600
- JFC200
- JFC556
- JFC6250
- JFC800

## JFCB heading information

<b>Common name:</b>	Job File Control Block
<b>Macro ID:</b>	IEFJFCBN
<b>DSECT name:</b>	INFMJFCB (No DSECT generated)
<b>Owning component:</b>	Interpreter (SC1B9)
<b>Eye-catcher ID:</b>	JFCB Offset: -4 (SWA prefix) Length: 4 bytes
<b>Storage attributes:</b>	Subpool: 236 or 237 (SWA), 241 for MSTR address space Key: 1 Residency: Any
<b>Size:</b>	192 bytes (176 bytes mapped)
<b>Created by:</b>	Interpreter and Dynamic Allocation
<b>Pointed to by:</b>	- TIOEJFCB field (SVA) of the TIOT data area (DD entry JFCB) - SWBUFPtr field in IEFZB506 upon return from IEFQMREQ macro (Preferred method of SVA translation) - Output from DFSMS RDJFCB Macro - SWBLKPtr field in IEFZB505 upon return from SWAREQ macro
<b>Serialization:</b>	None for Interpreter, SVC 99 processing for Dynamic Allocation and Unallocation
<b>Function:</b>	The Job Management routines construct a JFCB for each ddname specified in a job step. In a concatenated data set, each of the multiple DD cards is given a ddname of blanks. A JFCB is then concatenated for each DD, including those with a name of blanks. It is brought into virtual storage when the data set is opened. Information in a JFCB may be modified during OPEN processing.

## JFCB mapping

Table 529. Structure

Offset Dec	Offset Hex	Type	Len	Name(Dim)	Description
0	(0)	STRUCTURE	0		
0	(0)	SIGNED	4	(0)	
0	(0)	X'0'	0	INFMJFCB	"*"
0	(0)	CHARACTER	8	JFCBQNAM(0)	- PROCESS QUEUE NAME (QNAME=) (TCAM)
0	(0)	CHARACTER	44	JFCBDSNM	- DATA SET NAME (DSNAME=)
44	(2C)	CHARACTER	7	JFCIPLTX(0)	- MODULE NAME OF NETWORK CONTROL PROGRAM (DCB=IPLTXID=) (TCAM) ICB391
44	(2C)	CHARACTER	8	JFCBLSRD(0)	- Target DDNAME for Batch LSR when JFCBLSR indicator is ON
44	(2C)	CHARACTER	8	JFCBELNM	- DSNAME= ELEMENT (MEMBER) NAME (DSNAME=x(member)) MEMBER NAME OR RELATIVE GENERATION NUMBER. TYPE OF AREA (INDEX, PRIME OR OVERFLOW) FOR AN INDEXED SEQUENTIAL DATA SET ONLY.
52	(34)	BITSTRING	1	JFCBTSDM	- JOB MANAGEMENT/DATA MANAGEMENT INTERFACE
	1... ..			JFCCAT	"X'80'" - DATA SET IS CATALOGED
	.1... ..			JFCVSL	"X'40'" - VOLUME SERIAL LIST HAS BEEN CHANGED
	..1. ....			JFCSDS	"X'20'" - SUBSYSTEM DATA SET - This dataset is either a SYSIN/SYSOUT dataset, or SUBSYS= was specified on the DD statement
	...1 ....			JFCTTR	"X'10'" - A JOB STEP IS TO BE RESTARTED. USE JFCBOTTR INSTEAD OF DS1LSTAR FIELD TO REPOSITION DATA SET IF AUTOMATIC STEP RESTART OCCURS. (THIS JOB HAD ABEND PROCESSING FOR A DATA SET OPENED FOR MOD.)
	.... 1...			JFCNWRIT	"X'08'" - DO NOT WRITE BACK THE JFCB DURING OPEN PROCESSING
	.... .1..			JFCNDSCB	"X'04'" - DO NOT MERGE DSCB OR LABEL FIELDS INTO THIS JFCB
	.... ..1.			JFCNDCB	"X'02'" - DO NOT MERGE DCB FIELDS INTO THIS JFCB
	.... ...1			JFCPAT	"X'01'" - THE PATTERNING DSCB IS COMPLETE
53	(35)	CHARACTER	3	JFCBDSCB	- TTR OF THE FORMAT 1 DSCB FOR DATA SET PART ON THE FIRST VOLUME OF THE DATA SET
56	(38)	CHARACTER	4	JFCFCBID(0)	- FORMS CONTROL BUFFER IMAGE ID (FCB=name) - FORMS CONTROL BUFFER IMAGE ID (3211 Printer) - OR DATA PROTECTION IMAGE ID (3525 Card punch WITH THE READ AND PRINT FEATURES) - OR FORMAT RECORD ID MDC007
56	(38)	CHARACTER	4	JFCBFRID(0)	- ** RESERVED-0 ** (DCB=FRID=) (3886 dev) MDC024

Table 529. Structure (continued)

Offset Dec	Offset Hex	Type	Len	Name(Dim)	Description
56	(38)	CHARACTER	4	JFCRBID0(0)	- THE PHYSICAL LOCATION ON THE TAPE OF THE FIRST STANDARD-LABEL HEADER RECORD TO BE PROCESSED BY OPEN
56	(38)	BITSTRING	2	JFCAMCRO	- CHECKPOINT/RESTART OPTION INDICATORS (AMP=('CROPS=')) (VSAM) ICB438
X'80' - RCK - (default) perform both the data-erase and the data set post-checkpoint modification test X'40' - NCK - No data set post-checkpoint modification test X'20' - NRE - No data-erase test X'10' - NRC - No data-erase test and No data set post-checkpoint modification test					
58	(3A)	SIGNED	2	JFCAMSTR	- NUMBER OF STRINGS (AMP=('STRNO=num')) (VSAM) ICB438
60	(3C)	SIGNED	2	JFCBADBF	- NUMBER OF DATA BUFFERS (AMP=('BUFND=num')) (VSAM) ICB438
62	(3E)	SIGNED	2	JFCNLREC	- LOGICAL RECORD LENGTH (VSAM) ICB438
The tape device selection information is used to communicate device selection information for tape library requests. The information is only valid for tape library requests, but should not be used to test whether the DD is a tape library allocation (a zero value doesn't mean it's a non-tape library request). The values assigned to JFCTRKNO, JFCMEDIA, JFCOMPTY and JFCSPECL are hex values rather than bit values.					
64	(40)	BITSTRING	2	JFCBTDSI(0)	- Tape Device Selection Information Set by SMS/Dataclass or Dynamic Allocation Used by SMS/OAM
64	(40)	BITSTRING	1	JFCTDSI1	- TDSI byte 1
		1111 ....		JFCTRKNO	"X'F0'" - Track recording technique
		.... ....		JFCNOREC	"X'00'" - Recording technology unknown or not specified
		...1 ....		JFC18TRK	"X'10'" - 18 track recording mode - (hex value)
		..1. ....		JFC36TRK	"X'20'" - 36 track recording mode - (hex value)
		..11 ....		JFC128TK	"X'30'" - 128 track recording mode - (hex value)
		.1.. ....		JFC256TK	"X'40'" - 256 track recording mode - (hex value)
		.1.1 ....		JFC384TK	"X'50'" - 384 track recording mode - (hex value)
		.11. ....		JFCEfmt1	"X'60'" - Enterprise Format 1 - (hex value)
		.111 ....		JFCEfmt2	"X'70'" - Enterprise Format 2 - (hex value)
		1... ....		JFCEEFM2	"X'80'" - Enterprise Encryption Format 2 - (hex value)
		1..1 ....		JFCEfmt3	"X'90'" - Enterprise Format 3 - (hex value)
		1.1. ....		JFCEEFM3	"X'A0'" - Enterprise Encryption Format 3 - (hex value)
		1.11 ....		JFCEfmt4	"X'B0'" - Enterprise Format 4 - (hex value)
		11.. ....		JFCEEFM4	"X'C0'" - Enterprise Encryption Format 4 - (hex value)
		.... 1111		JFCMEDIA	"X'0F'" - Media type

Table 529. Structure (continued)

Offset Dec	Offset Hex	Type	Len	Name(Dim)	Description
		.... ....		JFCNOMED	"X'00'" - Media type unknown or not specified
		.... ...1		JFCBMED1	"X'01'" - Cartridge System Tape - (hex value)
		.... ..1.		JFCBMED2	"X'02'" - Enhanced Capacity Cartridge System Tape - (hex value)
		.... ...11		JFCBMED3	"X'03'" - 1/2 inch / 320 meter particle media
		.... .1..		JFCBMED4	"X'04'" - Reserved for future media type
		.... .1.1		JFCBMED5	"X'05'" - Enterprise Cartridge Tape
		.... .11.		JFCBMED6	"X'06'" - Enterprise WORM Cartridge Tape
		.... .111		JFCBMED7	"X'07'" - Enterprise Economy Cartridge Tape
		.... 1...		JFCBMED8	"X'08'" - Enterprise Economy WORM Cartridge Tape
		.... 1..1		JFCBMED9	"X'09'" - Enterprise Extended Cartridge Tape
		.... 1.1.		JFCBME10	"X'0A'" - Enterprise Extended WORM Cartridge Tape
		.... 1.11		JFCBME11	"X'0B'" - Enterprise Advanced Cartridge Tape
		.... 11..		JFCBME12	"X'0C'" - Enterprise Advanced WORM Cartridge Tape
		.... 11.1		JFCBME13	"X'0D'" - Enterprise Advanced Economy Cartridge Tape
65	(41)	BITSTRING	1	JFCTDSI2	- TDSI byte 2
		1111 ....		JFCOMPTY	"X'F0'" - Compaction type. Does not necessarily mean TRTCH=COMP was specified.
		.... ....		JFCCMPNS	"X'00'" - Compaction type unknown or not specified
		...1 ....		JFCNOCMP	"X'10'" - Compaction not used - (hex value)
		..1. ....		JFCBIDRC	"X'20'" - Compaction type=IDRC - (hex value)
		..1. ....		JFCBCMPY	"X'20'" - Compaction = YES - (hex value)
		.... 1111		JFCSPECL	"X'0F'" - Special attributes
		.... ....		JFCNOSPC	"X'00'" - Volume has no special attributes
		.... ...1		JFCRDCOM	"X'01'" - Read compatibility attribute. When set, it indicates that the volumes will be used for input only and read compatible devices can be added to the device eligibility - (hex value)
66	(42)	BITSTRING	1	JFCBLTYP	- LABEL TYPE (LABEL=)
		1... ....		JFCDSEQN	"X'80'" - DATASET SEQUENCE NUMBER Specified (LABEL=(ds-seq#,label))
		.1.. ....		JFCBAL	"X'40'" - AL - ISO/ANSI (ver 1) ISO/ANSI/FIPS (ver 3)

X'48' - AUL - User labels and AL type labels

Table 529. Structure (continued)

Offset Dec	Offset Hex	Type	Len	Name(Dim)	Description
		..1. ....		JFCBLTM	"X'20'" - LTM - LEADING TAPE MARK NOTE: OPEN/CLOSE/EOV AND RESTART must space over a tape mark if one exists. ICB398
		...1 ....		JFCBLP	"X'10'" - BLP - BYPASS LABEL PROCESSING
		.... 1.1.		JFCSUL	"X'0A'" - SUL - STANDARD and USER LABELS
		.... .1..		JFCNSL	"X'04'" - NSL - NONSTANDARD LABEL
		.... ..1.		JFCSL	"X'02'" - SL - STANDARD LABEL (default)
		.... ...1		JFCNL	"X'01'" - NL - NO LABEL
67	(43)	CHARACTER	3	JFCBOTTR(0)	- DASD MOD DATA SET - IF AUTOMATIC STEP RESTART WAS REQUESTED, TTR OF THE END-OF-DATA INDICATOR EXISTING WHEN THE DATA SET WAS FIRST OPENED DURING THE ORIGINAL EXECUTION OF THE CURRENT STEP
67	(43)	SIGNED	1	JFCBUFOF	- TAPE DATA SET - THIS FIELD CONTAINS THE BUFFER OFFSET (DCB=BUFOFF=)
		1... ....		JFCBFOFL	"X'80'" - L - Specifies that the block prefix is 4bytes and contains the block length NOTE: If the BUFOFF=number format was specified, JFCBUFOF will contain the length of the block prefix (in bytes)
68	(44)	BITSTRING	1	JFCFUNC(0)	- FUNCTION INDICATORS (DCB=FUNC=) For the 3505 Card reader and the 3525 Card punch ICB392
		1... ....		JFCFNCBI	"X'80'" - I - INTERPRET (PUNCH AND PRINT) ICB392
		.1.. ....		JFCFNGBR	"X'40'" - R - READ ICB392
		..1. ....		JFCFNGBP	"X'20'" - P - PUNCH ICB392
		...1 ....		JFCFNGBW	"X'10'" - W - PRINT ICB392
		.... 1...		JFCFNGBD	"X'08'" - D - DATA PROTECTION - PUNCH ICB392
		.... .1..		JFCFNGBX	"X'04'" - X - THIS DATA SET IS TO BE PRINTED. THIS MAY BE CODED WITH PW OR RPW TO DISTINGUISH THE DATA SET TO BE PRINTED FROM THE DATA SET TO BE PUNCHED. ICB392
		.... ..1.		JFCFNGBT	"X'02'" - T - TWO-LINE PRINT SUPPORT REQUEST. THE SECOND PRINT LINE IS LOCATED ON CARD LINE THREE. ICB392
		.... ...1		JFCRSV31	"X'01',,C'X'" RESERVED
68	(44)	SIGNED	2	JFCBFLSQ	- LABEL= FILE (DATA SET) SEQUENCE NUMBER (LABEL=(ds-seq#,,))
70	(46)	SIGNED	2	JFCBVLSQ	- VOLUME= VOLUME SEQUENCE NUMBER (VOL=(,vol-seq#,,))
72	(48)	CHARACTER	8	JFCBMSK(0)	- DATA MANAGEMENT MASK
72	(48)	BITSTRING	5	JFCBOPS1(0)	- OPEN routine switches. For OPEN internal use only, unless designated to be a programming interface
72	(48)	BITSTRING	1	JFCBMSK1	- OPEN switches byte 1
73	(49)	BITSTRING	1	JFCBMSK2	- OPEN switches byte 2
74	(4A)	BITSTRING	1	JFCBMSK3	- OPEN switches byte 3
75	(4B)	BITSTRING	1	JFCBMSK4	- OPEN switches byte 4
76	(4C)	BITSTRING	1	JFCBMSK5	- OPEN switches byte 5

Table 529. Structure (continued)

Offset Dec	Offset Hex	Type	Len	Name(Dim)	Description
		1... ..		JFCBMODJ	"X'80'" - OPEN TYPE=J should update the system copy of the JFCB (Programming Interface)
77	(4D)	BITSTRING	1	JFCBFLG1	- FLAG BYTE
		1... ..		JFCSTAND	"X'80'" - VOLUME LABEL PROCESSING STANDARD
		.1... ..		JFCSLCRE	"X'40'" - CREATION OF A STANDARD LABEL IS NECESSARY
		..1. ....		JFCSLDES	"X'20'" - DESTRUCTION OF A STANDARD LABEL IS NECESSARY
		...1 ....		JFCDUAL	"X'10'" - DUAL-DENSITY CHECK DETECTED
		.... 1111		JFCOPEN	"X'0F'" - OPEN ROUTINE INTERNAL SWITCHES
		.... 1...		JFCSNSVL	"X'08'" - VOLID EXTRACTED FROM SENSE
		.... ...1		JFCBPWBP	"X'01'" - PASSWORD BYPASS INDICATOR MDC010
78	(4E)	BITSTRING	1	JFCBFLG2	- FLAG BYTE OF OPEN SWITCHES
		1... ..		JFCINOP	"X'80'" - TREAT THE INOUT OPTION OF OPEN AS INPUT (LABEL=(,,IN))
		.1... ..		JFCOUTOP	"X'40'" - TREAT THE OUTIN OPTION OF OPEN AS OUTPUT (LABEL=(,,OUT))
		..1. ....		JFCDEFER	"X'20'" - SET ONLY IN A JFCB RECORDED IN A DATA SET DESCRIPTOR RECORD (DSDR) BY THE CHECKPOINT ROUTINE. INDICATES THAT THE DATA SET RELATED TO THE JFCB IS BEING PROCESSED SEQUENTIALLY, AT THE CHECKPOINT, ON A VOLUME OTHER THAN THE VOLUME ON WHICH PROCESSING BEGAN IN THE CURRENT STEP. WHEN RESTART OCCURS, THIS BIT CAUSES DEFERRED VOLUME MOUNTING.
		..1. ....		JFCNRPS	"X'20'" - USE BY OPEN ROUTINES - SET TO INDICATE THAT THIS DATA SET RESIDES ON A NON-RPS DEVICE. RESET TO ZERO WHEN OPEN PROCESSING IS COMPLETED. ICB495
		...1 ....		JFCMODNW	"X'10'" - DISPOSITION OF THIS DATA SET HAS BEEN CHANGED FROM MOD TO NEW. DISPOSITION (IN JFCBIND2) WILL BE RESTORED TO MOD AFTER OPEN.
		.... 1...		JFCSDRPS	"X'08'" - USE SEARCH DIRECT FOR ROTATIONAL POSITION SENSING (RPS) DEVICES. (Obsolete)
		.... .1..		JFCTRACE	"X'04'" - GTF TRACE IS TO OCCUR DURING OPEN/CLOSE/EOV AND DYNAMIC ALLOCATION PROCESSING OF DCB (AMP='TRACE') ICB392
		.... ..1.		JFCBBUFF	"X'02'" - If ON, JFCBUFOF contains either a user-coded buffer offset or invalid data resulting from a JFCB-to-JFCB merge. If OFF, JFCBOTTR (containing structure for JFCBUFOF) is available to store the TTR of the DSCB for the data set represented by this JFCB.
		.... ...1		JFCRCTLG	"X'01'" - OPEN HAS UPDATED THE TTR. SCHEDULER STEP TERMINATION ROUTINE IS TO RECATALOG THIS DATA SET AND PLACE IN THE CATALOG ENTRY THE DSCB TTR CONTAINED IN JFCBDSCB IF THIS DATA SET IS CATALOGED.
79	(4F)	BITSTRING	1	JFCB0PS2	- OPEN ROUTINE INTERNAL SWITCHES

Table 529. Structure (continued)

Offset Dec	Offset Hex	Type	Len	Name(Dim)	Description
80	(50)	CHARACTER	3	JFCBCRDT	- DATA SET CREATION DATE in the format: 'YYDDDD' in which the year is an offset from 1900, i.e. 1989 is 1900 + 89. The 89 in hex is 59, in this case January 8, 1989 would be 590008. This date is the date of the Allocation of the data set and is not valid until the Allocation is processing.
83	(53)	CHARACTER	3	JFCBXPDT	- DATA SET EXPIRATION DATE (LABEL=EXPDT=) Stored in the same format as the Creation Date This field may alternately contain the date that is calculated by adding the Retention Period (LABEL=RETPD=) to the Creation Date (JFCBCRDT). NOTE: JFCBXPDT is not valid until the data set is actually allocated.
86	(56)	BITSTRING	1	JFCBIND1	- INDICATOR BYTE 1
		11.. ....		JFCRLSE	"X'C0'" - RELEASE EXTERNAL STORAGE (SPACE=(, (, ), RLSE))
		..11 ....		JFCLOC	"X'30'" - DATA SET HAS BEEN LOCATED
		.... 11..		JFCADDED	"X'0C'" - NEW VOLUME HAS BEEN ADDED TO THE DATA SET
		.... ..1.		JFCGDG	"X'02'" - DATA SET IS A MEMBER OF A GENERATION DATA GROUP
		.... ...1		JFCPDS	"X'01'" - DATA SET IS A MEMBER OF A PARTITIONED DATA SET
		.1.. ....		JFCBRLSE	"X'40'" - ** RESERVED-0 **
		...1 ....		JFCBLOCT	"X'10'" - ** RESERVED-0 **
		.... .1..		JFCBNEWV	"X'04'" - ** RESERVED-0 **
		.... ...1		JFCBPMEM	"X'01'" - ** RESERVED-0 **
87	(57)	BITSTRING	1	JFCBIND2	- INDICATOR BYTE 2
		11.. ....		JFCDISP	"X'C0'" - BIT PATTERN FOR NEW, MOD, OLD
		11.. ....		JFCNEW	"X'C0'" - NEW DATA SET (DISP=NEW)
		1... ....		JFCMOD	"X'80'" - MOD DATA SET (DISP=MOD)
		.1.. ....		JFCOLD	"X'40'" - OLD DATA SET (DISP=OLD)
		..11 ....		JFCBRWPW	"X'30'" - PASSWORD IS REQUIRED TO WRITE BUT NOT TO READ (DATA SET SECURITY) (LABEL=(, ,NOPWREAD))
		...1 ....		JFCSECUR	"X'10'" - PASSWORD IS REQUIRED TO READ OR TO WRITE (DATA SET SECURITY) (LABEL=(, ,PASSWORD))
		.... 1...		JFCSHARE	"X'08'" - SHARED DATA SET
		.... .1..		JFCENT	"X'04'" - DELETE THIS JFCB BEFORE ALLOCATION FOR A RESTARTED GENERATION DATA GROUP
		.... ..1.		JFCREQ	"X'02'" - STORAGE VOLUME REQUESTED
		.... ...1		JFCTEMP	"X'01'" - DATA SET WILL BE DELETED WHEN JOB COMPLETES WITH A NORMAL CONDITION CODE
		.1.. ....		JFCBSTAT	"X'40'" - ** RESERVED-0 **
		...1 ....		JFCBSCTY	"X'10'" - ** RESERVED-0 **
		.... .1..		JFCBGDGA	"X'04'" - ** RESERVED-0 **
88	(58)	ADDRESS	4	JFCAMPTR(0)	- POINTER TO AMPBLK FOR ADDITIONAL VSAM PARAMETERS ICB438



Table 529. Structure (continued)

Offset Dec	Offset Hex	Type	Len	Name(Dim)	Description
88	(58)	CHARACTER	3	JFCAMSA(0)	- SVA OF AMPX CONTROL BLOCK EXTENSION TO THE JFCB YA05186
88	(58)	BITSTRING	1	JFCBUFNO(0)	- NUMBER OF BUFFERS REQUIRED FOR THIS DATA SET (DCB=BUFNO=)
88	(58)	BITSTRING	1	JFCBUFIN(0)	- INPUT Buffers (DCB=BUFIN=) BITS 0-3 CONTAIN THE NUMBER OF BUFFERS ASSIGNED INITIALLY FOR RECEIVING OPERATIONS FOR EACH LINE IN A LINE GROUP (TCAM)
88	(58)	BITSTRING	1	JFCBFOUT(0)	- OUTPUT Buffers (DCB=BUFOUT=) BITS 4-7 CONTAIN THE NUMBER OF BUFFERS ASSIGNED INITIALLY FOR SENDING OPERATIONS FOR EACH LINE IN A LINE GROUP (TCAM)
88	(58)	BITSTRING	1	JFCBUFRQ	- ** RESERVED-0 ** (DCB=BUFRQ=)
89	(59)	SIGNED	1	JFCBGNCP(0)	- (DCB=GNCP=) FOR GAM, THIS FIELD IS USED FOR THE NUMBER OF IOB'S CONSTRUCTED BY THE OPEN ROUTINE. MAXIMUM NUMBER IS 99. MDC025
89	(59)	BITSTRING	1	JFCBHIAR(0)	- ** RESERVED-0 ** (DCB=HIARCHY=)
		1... .1..		JFCHIER	"X'84'" - ** RESERVED-0 **
		.... .1..		JFCHIER1	"X'04'" - ** RESERVED-0 **
89	(59)	BITSTRING	1	JFCBFALN(0)	- BUFFER ALIGNMENT (DCB=BFALN=)
		.... .1.		JFCDWORD	"X'02'" - D - DOUBLE WORD BOUNDARY
		.... ...1		JFCFWORD	"X'01'" - F - FULL WORD BOUNDARY
89	(59)	BITSTRING	1	JFCBFTEK	- BUFFERING TECHNIQUE (DCB=BFTEK=)
		.1.. ....		JFCSIM	"X'40'" - S - SIMPLE BUFFERING
		.11. ....		JFCBBFTA	"X'60'" - A - AUTOMATIC RECORD AREA CONSTRUCTION FOR QSAM LOCATE MODE PROCESSING OF SPANNED RECORDS. DURING LOGICAL RECORD INTERFACE PROCESSING. OPEN IS TO CONSTRUCT A RECORD AREA IF IT AUTOMATICALLY CONSTRUCTS BUFFERS.
		..1. ....		JFCBBFTR	"X'20'" - R - FOR BSAM CREATE BDAM PROCESSING OR BDAM PROCESSING OF UNBLOCKED SPANNED RECORDS, SOFTWARE TRACK OVERFLOW. OPEN FORMS A SEGMENT WORK AREA POOL AND STORES THE ADDRESS OF THE SEGMENT WORK AREA CONTROL BLOCK IN THE DCBE0BW FIELD OF THE DATA CONTROL BLOCK. WRITE USES A SEGMENT WORK AREA TO WRITE A RECORD AS ONE OR MORE SEGMENTS. - BDAM INPUT PROCESSING OF UNBLOCKED SPANNED RECORDS WITH KEYS, RECORD OFFSET PROCESSING. READ READS ONE RECORD SEGMENT INTO THE RECORD AREA. THE FIRST SEGMENT OF A RECORD IS PRECEDED IN THE RECORD AREA BY THE KEY. SUBSEQUENT SEGMENTS ARE AT AN OFFSET EQUAL TO THE KEY LENGTH.
		...1 ....		JFCEXC	"X'10'" - E - EXCHANGE BUFFERING
		.... 1...		JFCDYN	"X'08'" - D - DYNAMIC BUFFERING
90	(5A)	SIGNED	2	JFCBUFL	- BUFFER LENGTH (DCB=BUFL=)
92	(5C)	BITSTRING	1	JFCEROPT	- ERROR OPTION (DCB=EROPT=)
		1... ....		JFCACC	"X'80'" - ACC - ACCEPT
		.1.. ....		JFCSKIP	"X'40'" - SKP - SKIP
		..1. ....		JFCABN	"X'20'" - ABE - ABNORMAL END OF TASK

Table 529. Structure (continued)

Offset Dec	Offset Hex	Type	Len	Name(Dim)	Description
		...1 ....		JFCTOPT	"X'10'" - T - ON-LINE TERMINAL TEST (BTAM) ICB349
		.... 1...		JFCRSV02	"X'08'",,C'X'" RESERVED
		.... .1..		JFCRSV03	"X'04'",,C'X'" RESERVED
		.... ..1.		JFCRSV04	"X'02'",,C'X'" RESERVED
		.... ...1		JFCRSV05	"X'01'",,C'X'" RESERVED
93	(5D)	CHARACTER	1	JFCTRTCH(0)	- TAPE RECORDING TECHNIQUE (DCB=TRTCH=)
		..1. ..11		JFCEVEN	"X'23'" - E - EVEN PARITY (7-track)
		..11 1.11		JFCTRAN	"X'3B'" - T - EOD/EBCDIC TRANSLATION (7-track)
		...1 ..11		JFCCONV	"X'13'" - C - DATA CONVERSION (7-track)
		..1. 1.11		JFCTREV	"X'2B'" - ET - EVEN PARITY AND TRANSLATION (7-track)
		.... 1...		JFCCOMP	"X'08'" - COMP - ENHANCED 3480 DATA RECORDING
		.... .1..		JFCNCOMP	"X'04'" - NOCOMP - ENHANCED 3480 DATA RECORDING
		.1.. ..1.		JFC1TRAK	"X'42'" - TBD - RESERVED FUTURE DEVELOPMENT
		1... ..1.		JFC2TRAK	"X'82'" - TBD - RESERVED FUTURE DEVELOPMENT
		11.. ..1.		JFC4TRAK	"X'C2'" - TBD - RESERVED FUTURE DEVELOPMENT
93	(5D)	BITSTRING	1	JFCKEYLE(0)	- DIRECT ACCESS KEY LENGTH (DCB=KEYLEN=)
93	(5D)	BITSTRING	1	JFCCODE(0)	- ** RESERVED-0 ** (DCB=CODE=)
		1... ....		JFCNOCON	"X'80'" - N - NO CONVERSION ** RESERVED-0 **
		.1.. ....		JFCBCD	"X'40'" - I - IBM BCD ** RESERVED-0 **
		..1. ....		JFCFRI	"X'20'" - F - FRIDEN ** RESERVED-0 **
		...1 ....		JFCBUR	"X'10'" - B - BURROUGHS ** RESERVED-0 **
		.... 1...		JFCNCR	"X'08'" - C - NATIONAL CASH REGISTER ** RESERVED-0 **
		.... .1..		JFCASCII	"X'04'" - A - ASCII (8-TRACK) ** RESERVED-0 **
		.... ..1.		JFCTTY	"X'02'" - T - TELETYPE ** RESERVED-0 **
		.... ...1		JFCRSV32	"X'01'",,C'X'" RESERVED
93	(5D)	BITSTRING	1	JFCMODE(0)	- MODE OF OPERATION (CARD READER, CARD PUNCH) (DCB=MODE=) ICB394
		1... ....		JFCBIN	"X'80'" - C - Card Image (COLUMN BINARY MODE)
		.1.. ....		JFCEBCD	"X'40'" - E - EBCDIC MODE
		..1. ....		JFCMODE0	"X'20'" - 0 - OPTICAL MARK READ MODE (3505 ONLY) ICB394
		...1 ....		JFCMODER	"X'10'" - R - READ COLUMN ELIMINATE MODE (3505 AND 3525 WITH READ FEATURE) ICB394
		.... 1...		JFCRSV06	"X'08'",,C'X'" RESERVED
		.... .1..		JFCRSV07	"X'04'",,C'X'" RESERVED

Table 529. Structure (continued)

Offset Dec	Offset Hex	Type	Len	Name(Dim)	Description
93	(5D)	BITSTRING	1	JFCSTACK(0)	- STACKER SELECTION (CARD READER, CARD PUNCH) (DCB=STACK=)
		.... ..1.		JFCTWO	"X'02'" - 2 - STACKER TWO
		.... ...1		JFCONE	"X'01'" - 1 - STACKER ONE
93	(5D)	BITSTRING	1	JFCPRTSP	- NORMAL PRINTER SPACING (DCB=PRTSP=)
		...1 1..1		JFCSPTHR	"X'19'" - 3 - SPACE THREE LINES
		...1 ...1		JFCSP TWO	"X'11'" - 2 - SPACE TWO LINES
		.... 1..1		JFCSPONE	"X'09'" - 1 - SPACE ONE LINE
		.... ...1		JFCSPNO	"X'01'" - 0 - NO SPACING
94	(5E)	BITSTRING	1	JFCDEN	- TAPE DENSITY - 2400/3400 SERIES MAGNETIC TAPE UNITS (DCB=DEN=)
		.... ..11		JFC200	"X'03'" - 0 - 200 BPI (7-track)
		.1.. ..11		JFC556	"X'43'" - 1 - 556 BPI (7-track)
		1... ..11		JFC800	"X'83'" - 2 - 800 BPI (7-track and 9- track)
		11.. ..11		JFC1600	"X'C3'" - 3 - 1600 BPI (9-track)
		11.1 ..11		JFC6250	"X'D3'" - 4 - 6250 BPI (9-track) ICB474
95	(5F)	SIGNED	3	JFCBABFS(0)	- TOTAL BUFFER SIZE FOR ALL VSAM BUFFERS (AMP=('BUFSP=num')) (VSAM) ICB438
95	(5F)	CHARACTER	3	JFCLIMCT(0)	- SEARCH LIMIT (BDAM) (DCB=LIMCT=) (value stored at offset JFCLIMCT+1)
95	(5F)	CHARACTER	1	JFCBOTHI	High order byte for JFCBOTTR. Valid only if JFCOTTR is on.
96	(60)	CHARACTER	2	JFCTRKBL	- DATA SET OPENED FOR MOD - IF AUTOMATIC STEP RESTART WAS REQUESTED, TRACK BALANCE EXISTING WHEN THE DATA SET WAS FIRST OPENED DURING THE ORIGINAL EXECUTION OF THE CURRENT STEP
98	(62)	BITSTRING	2	JFCDSORG(0)	- DATA SET ORGANIZATION
98	(62)	BITSTRING	1	JFCDSRG1	- BYTE 1 OF JFCDSORG (DCB=DSORG=)
		1... ....		JFCORGIS	"X'80'" - IS - INDEXED SEQUENTIAL
X'81' - ISU - INDEXED SEQUENTIAL Unmovable					
		.1.. ....		JFCORGPS	"X'40'" - PS - PHYSICAL SEQUENTIAL
X'41' - PSU - PHYSICAL SEQUENTIAL Unmovable					
		..1. ....		JFCORGDA	"X'20'" - DA - DIRECT ACCESS
X'21' - DAU - DIRECT ACCESS Unmovable					
		...1 ....		JFCORGCX	"X'10'" - CX - COMM. LINE GROUP (BTAM,QTAM) MDC011
		.... 1...		JFCORGCQ	"X'08'" - CQ - ** RESERVED-0 ** MDC012
		.... .1..		JFCORMQ	"X'04'" - MQ - ** RESERVED-0 ** MDC013
		.... ..1.		JFCORGPO	"X'02'" - PO - PARTITIONED
X'03' - POU - PARTITIONED Unmovable					

Table 529. Structure (continued)

Offset Dec	Offset Hex	Type	Len	Name(Dim)	Description
		.... ...1		JFCORGU	"X'01'" - ..U - UNMOVABLE - THE DATA CONTAINS LOCATION DEPENDENT INFORMATION (used in conjunction with other settings)
99	(63)	BITSTRING	1	JFCDSRG2	- BYTE 2 OF JFCDSORG (DCB=DSORG=cont.)
		1... ....		JFCORGGs	"X'80'" - GS - GRAPHICS
		.1... ....		JFCORGTx	"X'40'" - - TCAM LINE GROUP MDC014
		..1. ....		JFCORGTQ	"X'20'" - - TCAM MESSAGE QUEUE MDC015
		...1 ....		JFCRSV13	"X'10',,C'X'" RESERVED, BINARY ZERO
		.... 1...		JFCORGAM	"X'08'" - - VSAM ICB438
		.... .1..		JFCORGTR	"X'04'" - - TCAM 3705 MDC016
		.... ..1.		JFCRSV15	"X'02',,C'X'" RESERVED, BINARY ZERO
		.... ...1		JFCRSV16	"X'01',,C'X'" RESERVED, BINARY ZERO
100	(64)	BITSTRING	1	JFCRECFM	- RECORD FORMAT (DCB=RECFM=) (AMP=('RECFM='))
		111. ....		JFCRCFM	"X'E0'" - - RECORD FORMAT (USASI/USASCII)
		11.. ....		JFCFMREC	"X'C0'" - - HIGH-ORDER TWO BITS OF JFCRECFM TO BE TESTED FOR RECORD FORMAT
		11.. ....		JFCUND	"X'C0'" - U - UNDEFINED
		1... ....		JFCFIX	"X'80'" - F - FIXED
		.1... ....		JFCVAR	"X'40'" - V - VARIABLE
		..1. ....		JFCVARD	"X'20'" - D - VARIABLE (FORMAT D FOR USASI/USASCII)
		..1. ....		JFCRFO	"X'20'" - T - TRACK OVERFLOW
		...1 ....		JFCRFB	"X'10'" - B - BLOCKED - MAY NOT OCCUR WITH UNDEFINED
		.... 1...		JFCRFS	"X'08'" - S - FOR FIXED LENGTH RECORD FORMAT, STANDARD BLOCKS. NO TRUNCATED BLOCKS OR UNFILLED TRACKS ARE EMBEDDED IN THE DATA SET. FOR VARIABLE LENGTH RECORD FORMAT, SPANNED RECORDS.
		.... .11.		JFCCHAR	"X'06'" - - CONTROL CHARACTER
		.... .1..		JFCASA	"X'04'" - A - AMERICAN NATIONAL STANDARD (ASA) CONTROL CHARACTER (IOS/ANSI)
		.... ..1.		JFCMAC	"X'02'" - M - MACHINE CODE CONTROL CHARACTER
		.... ....		JFCNOCC	"X'00'" - - NO CONTROL CHARACTER
101	(65)	BITSTRING	1	JFCOPTCD	- OPTION CODES (DCB=OPTCD=)
QSAM - BSAM - BPAM					
		1... ....		JFCWVCSP	"X'80'" - W - WRITE VALIDITY CHECK
		.1... ....		JFCALLOW	"X'40'" - U - ALLOW A DATA CHECK CAUSED BY AN INVALID CHARACTER (1403 PRINTER WITH UCS FEATURE)
		..1. ....		JFCPCIBT	"X'20'" - C - CHAINED SCHEDULING USING THE PROGRAM CONTROLLED INTERRUPTION
		...1 ....		JFCBCKPT	"X'10'" - H - BYPASS EMBEDDED DOS CHECKPOINT RECORDS ON TAPE ICB398
		.... 1...		JFCRSV18	"X'08',,C'X'" RESERVED

Table 529. Structure (continued)

Offset Dec	Offset Hex	Type	Len	Name(Dim)	Description
		.... .1..		JFCREDUC	"X'04'" - Z - USE REDUCED ERROR RECOVERY PROCEDURE (MAGNETIC TAPE) (EXCP ALSO)
		.... .1..		JFCSRCHD	"X'04'" - - USE SEARCH DIRECT (SD), INSTEAD OF SEARCH PREVIOUS, ON ROTATIONAL POSITION SENSING (RPS) DEVICE. (DIRECT ACCESS)
		.... ..1.		JFCRSV21	"X'02',,C'X'" RESERVED
		.... ...1		JFCOPTJ	"X'01'" - J - 3800 CONTROL CHARACTER (MDC301)
BISAM - QISAM					
		1... ....		JFCWVCIS	"X'80'" - W - WRITE VALIDITY CHECK
		.1.. ....		JFCRSV17	"X'40',,C'X'" RESERVED
		..1. ....		JFCMAST	"X'20'" - M - MASTER INDEXES
		...1 ....		JFCIND	"X'10'" - I - INDEPENDENT OVERFLOW AREA
		.... 1...		JFCCYL	"X'08'" - Y - CYLINDER OVERFLOW AREA
		.... .1..		JFCRSV19	"X'04',,C'X'" RESERVED
		.... ..1.		JFCDEL	"X'02'" - L - DELETE OPTION
		.... ...1		JFCREORG	"X'01'" - R - REORGANIZATION CRITERIA
BDAM					
		1... ....		JFCWVCBD	"X'80'" - W - WRITE VALIDITY CHECK
		.1.. ....		JFCOVER	"X'40'" - - TRACK OVERFLOW
		..1. ....		JFCEXT	"X'20'" - E - EXTENDED SEARCH
		...1 ....		JFCFEED	"X'10'" - F - FEEDBACK
		.... 1...		JFCACT	"X'08'" - A - ACTUAL ADDRESSING
		.... .1..		JFCRSV20	"X'04',,C'X'" RESERVED
		.... ..1.		JFCRSV22	"X'02',,C'X'" RESERVED
		.... ...1		JFCREL	"X'01'" - R - RELATIVE BLOCK ADDRESSING
USASI/USASCII					
		.... 1...		JFCOPTQ	"X'08'" - - EBCDIC TO ASCII OR ASCII TO EBCDIC TRANSLATION REQUIRED
TCAM					
		1... ....		JFCSDNAM	"X'80'" - W - SOURCE OR DESTINATION NAME PRECEDES MESSAGE (AFTER CONTROL BYTE)
		.1.. ....		JFCWUMSG	"X'40'" - U - WORK UNIT IS A MESSAGE (DEFAULT WORK UNIT IS A RECORD)
		..1. ....		JFCCBWU	"X'20'" - C - CONTROL BYTE PRECEDES WORK UNIT
VSAM X'12' - IL - AMP=('OPTCD=IL') X'10' - I - AMP=('OPTCD=I') X'02' - L - AMP=('OPTCD=L') X'00' - - AMP=('OPTCD=')					
102	(66)	SIGNED	2	JFCBLKSI(0)	- MAXIMUM BLOCK SIZE (DCB=BLKSIZE=)

Table 529. Structure (continued)

Offset Dec	Offset Hex	Type	Len	Name(Dim)	Description
102	(66)	SIGNED	2	JFCBUFSI(0)	- MAXIMUM BUFFER SIZE (DCB=BUFSIZE=)
102	(66)	SIGNED	2	JFCBAXBF	- NUMBER OF INDEX BUFFERS (AMP=('BUFNI=num')) (VSAM) ICB438
104	(68)	SIGNED	2	JFCLRECL	- LOGICAL RECORD LENGTH (DCB=LRECL=)
106	(6A)	SIGNED	1	JFCNCP(0)	- NUMBER OF CHANNEL PROGRAMS (DCB=NCP=) MAXIMUM NUMBER OF READ OR WRITE REQUESTS WHICH MAY BE ISSUED PRIOR TO A CHECK. NUMBER OF IOB'S GENERATED. (MAXIMUM NUMBER IS 255.)
106	(6A)	SIGNED	1	JFCBUFMX	- MAXIMUM NUMBER OF BUFFERS (DCB=BUFMAX=) THE MAXIMUM NUMBER OF BUFFERS TO BE USED FOR DATA TRANSFER FOR EACH LINE IN THIS LINE GROUP (TCAM)
107	(6B)	SIGNED	1	JFCNTM(0)	- NUMBER OF TRACKS (DCB=NTM=) THE NUMBER OF TRACKS THAT DETERMINE THE DEVELOPMENT OF A MASTER INDEX. MAXIMUM NUMBER IS 99. (ISAM)
107	(6B)	BITSTRING	1	JFCPCI	- PROGRAM-CONTROLLED INTERRUPTION (PCI) FLAG BYTE (TCAM) (DCB=PCI=)
	1... ..			JFCPCIX1	"X'80'" - PCI=(X,) RECEIVE OPERATIONS ICB473
	.1.. ..			JFCPCIX2	"X'40'" - PCI=(,X) SEND OPERATIONS X INDICATES THAT AFTER THE FIRST BUFFER IS FILLED (ON RECEIVE OPERATIONS) OR EMPTIED (ON SEND OPERATIONS), A PCI OCCURS DURING THE FILLING OR EMPTYING OF THE NEXT BUFFER. THE FIRST BUFFER REMAINS ALLOCATED AND ANOTHER IS ALLOCATED. ICB473
	..1. ....			JFCPCIA1	"X'20'" - PCI=(A,) RECEIVE OPERATIONS
	...1 ....			JFCPCIA2	"X'10'" - PCI=(,A) SEND OPERATIONS A INDICATES THAT AFTER THE FIRST BUFFER IS FILLED (ON RECEIVE OPERATIONS) OR EMPTIED (ON SEND OPERATIONS), A PCI OCCURS DURING THE FILLING OR EMPTYING OF THE NEXT BUFFER. THE FIRST BUFFER IS DEALLOCATED. A BUFFER IS ALLOCATED IN PLACE OF THE DEALLOCATED BUFFER.
	.... 1...			JFCPCIN1	"X'08'" - PCI=(N,) RECEIVE OPERATIONS
	.... .1..			JFCPCIN2	"X'04'" - PCI=(,N) SEND OPERATIONS N INDICATES THAT NO PCI'S ARE TAKEN DURING FILLING (ON RECEIVE OPERATIONS) OR EMPTYING (ON SEND OPERATIONS) OF BUFFERS. BUFFERS ARE DEALLOCATED AT THE END OF TRANSMISSION.
	.... ..1.			JFCPCIR1	"X'02'" - PCI=(R,) RECEIVE OPERATIONS
	.... ...1			JFCPCIR2	"X'01'" - PCI=(,R) SEND OPERATIONS R INDICATES THAT AFTER THE FIRST BUFFER IS FILLED (ON RECEIVE OPERATIONS) OR EMPTIED (ON SEND OPERATIONS), A PCI OCCURS DURING THE FILLING OR EMPTYING OF EACH SUCCEEDING BUFFER. THE COMPLETED BUFFER IS DEALLOCATED, BUT NO NEW BUFFER IS ALLOCATED TO TAKE ITS PLACE.
NORMAL 108 SEGMENT					
108	(6C)	BITSTRING	4	JFCRESRV(0)	- FIRST BYTE CONTAINS NUMBER OF BYTES FOR TIME OF DAY. SECOND BYTE CONTAINS NUMBER OF BYTES FOR DATE. THIRD BYTE CONTAINS NUMBER OF BYTES FOR OUT SEQ. FOURTH BYTE CONTAINS NUMBER OF BYTES IN. (TCAM)

Table 529. Structure (continued)

Offset Dec	Offset Hex	Type	Len	Name(Dim)	Description
108	(6C)	CHARACTER	4	JFCRBIDC(0)	- THE PHYSICAL LOCATION OF WHAT WILL BE THE FIRST STANDARD-LABEL HEADER RECORDS OF THE NEXT DATASET ON THE TAPE VOLUME
108	(6C)	SIGNED	2	JFCRKP	- THE RELATIVE POSITION OF THE FIRST BYTE OF THE KEY WITHIN EACH LOGICAL RECORD (DCB=RKP=) NOTE: The maximum value = (Logical Record Length - Key Length)
110	(6E)	BITSTRING	1	JFCCYLOF	- CYLINDER OVERFLOW (DCB=CYLOFL=) THE NUMBER OF TRACKS TO BE RESERVED ON EACH CYLINDER TO HOLD RECORDS THAT OVERFLOW FROM OTHER TRACKS ON THAT CYLINDER. NOTE: The maximum value is 99.
111	(6F)	CHARACTER	1	JFCDBUFN	- RESERVED
112	(70)	BITSTRING	1	JFCINTVL	- INTERVAL (DCB=INTVL=) INTENTIONAL DELAY, IN SECONDS, BETWEEN PASSES THROUGH A POLLING LIST
END OF NORMAL 108 SEGMENT 108 PRINTER SEGMENT NOTE THIS SEGMENT REPLACES THE NORMAL 108 SEGMENT IF THE DD STATEMENT USES THE UCS PARAMETER.					
108	(6C)	CHARACTER	4	JFCUCSID	- NAME OF THE UCS IMAGE TO BE LOADED (UCS=parm1)
112	(70)	BITSTRING	1	JFCUCSOP	- OPERATION OF THE UCS IMAGE TO BE LOADED
		1... ....		JFCBEXTP	"X'80'" - JFCB EXTENSION PRESENT FOR 3800 DEVICE The SVA in JFCBEXAD points to a JFCBE (MDC302)
		.1.. ....		JFCFOLD	"X'40'" - UCS IMAGE IS TO BE LOADED IN THE FOLD MODE (UCS=x,FOLD)
		..1. ....		JFCRSV25	"X'20',,C'X'" RESERVED
		...1 ....		JFCVER	"X'10'" - UCS IMAGE IS TO BE VERIFIED (UCS=x,x,VERIFY)
		.... 1...		JFCFCBAL	"X'08'" - FORMS ARE TO BE ALIGNED (FCB=x,ALIGN)
		.... .1..		JFCFCBVR	"X'04'" - FORMS CONTROL BUFFER (FCB) IMAGE IS TO BE VERIFIED (FCB=x,x,VERIFY)
		.... ..1.		JFCRSV26	"X'02',,C'X'" RESERVED
		.... ...1		JFCRSV27	"X'01',,C'X'" RESERVED
END OF 108 PRINTER SEGMENT					
113	(71)	SIGNED	3	JFCOUTLI(0)	- SMF - SYSOUT LIMIT (OUTLIM=) Contains the maximum number of logical records specified for this output data set. MDC017
113	(71)	SIGNED	1	JFCTHRSH(0)	- THRESHOLD (DCB=THRSH=) Percentage of nonreusable disk message queue records that are to be used before a flush closedown occurs.
113	(71)	BITSTRING	1	JFCCPRI	- TRANSMISSION PRIORITY (DCB=CPRI=) (TCAM) PRIORITY BETWEEN SEND AND RECEIVE OPERATIONS
		1... ....		JFCRSV53	"X'80',,C'X'" RESERVED MDC020
		.1.. ....		JFCRSV54	"X'40',,C'X'" RESERVED MDC019
		..1. ....		JFCRSV55	"X'20',,C'X'" RESERVED MDC018

Table 529. Structure (continued)

Offset Dec	Offset Hex	Type	Len	Name(Dim)	Description
		...1 ....		JFCRSV33	"X'10' , , C'X'" RESERVED
		.... 1...		JFCRSV34	"X'08' , , C'X'" RESERVED
		.... .1..		JFCRECV	"X'04'" - R - RECEIVE PRIORITY MDC018
		.... ..1.		JFCEQUAL	"X'02'" - E - EQUAL PRIORITY MDC019
		.... ...1		JFCSEND	"X'01'" - S - SEND PRIORITY MDC020
114	(72)	SIGNED	2	JFCSOWA	- ** RESERVED-0 ** (DCB=SOWA=)
116	(74)	BITSTRING	1	JFCBNTCS	- NUMBER OF OVERFLOW TRACKS
117	(75)	BITSTRING	1	JFCBNVOL	- NUMBER OF VOLUME SERIAL NUMBERS
118	(76)	CHARACTER	30	JFCBVOLS(0)	- THE FIRST FIVE VOLUME SERIAL NUMBERS
118	(76)	CHARACTER	22		- FIRST 22 BYTES OF JFCBVOLS
140	(8C)	CHARACTER	8	JFCMSVGP	- ** RESERVED-0 ** (MDC306)
148	(94)	BITSTRING	1	JFCBEXTL	- LENGTH OF BLOCK OF EXTRA VOLUME SERIAL NUMBERS (BEYOND FIVE)
149	(95)	CHARACTER	3	JFCBEXAD	- SYSTEM VIRTUAL ADDRESS (SVA) OF FIRST JFCB EXTENSION BLOCK JFCBX (IEFJFCBX) - contains additional vols JFCBE (IEFJFCBE) - contains 3800 printer info (MDC303)
152	(98)	CHARACTER	3	JFCBPQTY(0)	- SPACE= Primary quantity (SPACE=(, (prim-qty))) PRIMARY QUANTITY OF DIRECT ACCESS STORAGE REQUIRED
152	(98)	CHARACTER	3	JFCRUNIT	- UNIT TYPE (EBCDIC) OF A DEVICE AT A REMOTE TERMINAL. THE FIRST TWO CHARACTERS ARE RD (READER), PR (PRINTER) OR PU (PUNCH). THE THIRD CHARACTER IS A NUMBER FROM 1 TO 9 ICB387
155	(9B)	BITSTRING	1	JFCBCTRI	- SPACE PARAMETERS (SPACE=)
		11.. ....		JFCBSPAC	"X'C0'" - BIT PATTERN FOR SPACE REQUESTS
		11.. ....		JFCBCYL	"X'C0'" - CYL REQUEST (SPACE=(CYL, (...)))
		1... ....		JFCBTRK	"X'80'" - TRK REQUEST (SPACE=(TRK, (...)))
		.1.. ....		JFCBAVR	"X'40'" - AVRAGE BLOCK LENGTH (blklgth) REQUEST (SPACE=(blklgth, (x,x)))
		..1. ....		JFCBMSGP	"X'20'" - ** RESERVED-0 ** (MSVGP) (MDC307)
		...1 ....		JFCBLKSZ	"X'10'" - ON indicates that the JFCBLKSI has been set to zero via external interface. Set to OFF by DFP Open once zero value is propagated. Set ON by: External interface Checked by: DFP Open Set OFF by: DFP Open
		.... 1...		JFCCONTIG	"X'08'" - CONTIG REQUEST (SPACE=(x, (x,x), , , CONTIG))
		.... .1..		JFCMIXG	"X'04'" - MIXIG REQUEST (SPACE=(x, (x,x), , , MIXIG))
		.... ..1.		JFCALX	"X'02'" - ALX REQUEST (SPACE=(x, (x,x), , , ALX))
		.... ...1		JFCROUND	"X'01'" - ROUND REQUEST (SPACE=(x, (x,x), , , ROUND))
		.... ....		JFCBABS	"X'00'" - ABSTR REQUEST (SPACE=(ABSTR, (...)))



Table 529. Structure (continued)

Offset Dec	Offset Hex	Type	Len	Name(Dim)	Description
156	(9C)	CHARACTER	3	JFCBSQTY(0)	- SPACE= Secondary quantity (SPACE=(,sec-qty))) SECONDARY QUANTITY OF DIRECT ACCESS STORAGE REQUIRED
156	(9C)	SIGNED	2	JFCRQID	- QUEUE IDENTIFICATION (QID) USED BY ACCESS METHOD TO DETERMINE THE REMOTE TERMINAL LOCATION FOR THIS JOB. ICB387
158	(9E)	BITSTRING	1		- LAST BYTE OF JFCBSQTY (MDC304)
159	(9F)	BITSTRING	1	JFCFLGS1	- FLAG BYTE (ICB488) SA53458
		1... ..		JFCBDLET	"X'80'" - ** RESERVED-0 ** (OS/VS1) (MDC305)
		1... ..		JFCBLSR	"X'80'" - Batch/LSR dataset
		.1.. ..		JFCTOPEN	"X'40'" - TAPE DATA SET HAS BEEN OPENED MDC026
		..1. ....		JFCBADSP	"X'20'" - AUTOMATIC DATA SET PROTECTION INDICATOR (MDC310)
		...1 ....		JFCBPROT	"X'10'" - RACF PROTECT REQUESTED (OS/VS2) (MDC314)
		.... 1...		JFCBCEOV	"X'08'" - CHKPT=EOV SPECIFIED FOR THIS DATA SET (MDC312)
		.... .1..		JFCVRDS	"X'04'" - VIO DATA SET MDC006
		.... ..1.		JFCBCKDS	"X'02'" - DATA SET IS CHECKPOINT DATASET
		.... ...1		JFCBUAFF	"X'01'" - UNIT AFFINITY SPECIFIED FOR THIS DATA SET (ICB488) SA53458
160	(A0)	CHARACTER	3	JFCBDQTY	- SPACE= Directory quantity (SPACE=(,dir-qty))) QUANTITY OF DIRECT ACCESS STORAGE REQUIRED FOR A DIRECTORY OR AN EMBEDDED INDEX AREA
163	(A3)	ADDRESS	3	JFCBSPNM(0)	- ** RESERVED-0 ** (OS/VS1) (MDC315)
163	(A3)	BITSTRING	1	JFCBFLG3	- FLAG BYTE (OS/VS2) (MDC316)
		1... ..		JFCDQDSP	"X'80'" - REQUEST DEQUEUE OF TAPE VOLUME WHEN DEMOUNTED (MDC317)
		.1.. ..		JFCBEXP	"X'40'" - EXPIRATION DATE SPECIFIED (MDC318)
		..1. ....		JFCBBFTK	"X'20'" - LRECL=NNNNNK WAS SPECIFIED
		...1 ....		JFCPOSID	"X'10'" - JFCRBIDO CONTAINS THE PHYSICAL LOCATION ON THE TAPE OF THE FIRST STANDARD-LABEL HEADER RECORD TO BE PROCESSED BY OPEN
		.... 1...		JFCTEMPS	"X'08'" - This flag identifies a Temporary, SMS Managed DASD dataset. It is set by MVS Allocation's IEFAB490 module and used by DFP Open processing.
		.... .1..		JFCBDDTK	"X'04'" - Set on by IEFAB434 and IEFAB492 (Alloc) only across a DADSM ALLOCATE call to indicate register 6 contains a pointer to the DD token
		.... ..1.		JFCULEOV	"X'02'" Request that volumes be unloaded and the SYSZVOLS ENQ be released when the end of volume is reached or CLOSE is processed
		.... ...1		JFCBRV07	"X'01',,C'X'" - RESERVED
164	(A4)	SIGNED	2	JFCBRV08	- RESERVED (OS/VS2)
166	(A6)	SIGNED	2	JFCBABST	- SPACE= Absolute track (ABSTR) request address (SPACE=(ABSTR,(prim-qty,address,))) RELATIVE ADDRESS OF FIRST TRACK TO BE ALLOCATED

Table 529. Structure (continued)

Offset Dec	Offset Hex	Type	Len	Name (Dim)	Description
168	(A8)	ADDRESS	3	JFCBSBNM	- ** RESERVED-0 ** (SUBALLOC=)
171	(AB)	CHARACTER	3	JFCBDR LH	- SPACE= AVERAGE DATA BLOCK LENGTH (blklgth) (SPACE=(blklgth,(,)))
174	(AE)	BITSTRING	1	JFCBVLCT	- VOLUME COUNT (volct) (VOL=(,,volct))
175	(AF)	BITSTRING	1	JFCVLDQ	- Volser dequeue indicators (bit placement corresponds to volser placement within JFCBVOLS, i.e., 1-5)
		1... ....		JFCVLDQ1	"X'80'" First volser in JFCBVOLS has been dequeued
		.1... ....		JFCVLDQ2	"X'40'" Second volser in JFCBVOLS has been dequeued
		..1. ....		JFCVLDQ3	"X'20'" Third volser in JFCBVOLS has been dequeued
		...1 ....		JFCVLDQ4	"X'10'" Fourth volser in JFCBVOLS has been dequeued
		.... 1...		JFCVLDQ5	"X'08'" Fifth volser in JFCBVOLS has been dequeued
175	(AF)	X'B0'	0	JFCBLGTH	"176" - LENGTH OF JFCB (x'B0')
175	(AF)	X'B0'	0	JFCBEND	"*"

Table 530. Cross Reference for JFCB

Name	Offset	Hex Tag
INFMJFCB	0	0
JFCABN	5C	20
JFCACC	5C	80
JFCACT	65	8
JFCADDED	56	C
JFCALLOW	65	40
JFCALX	9B	2
JFCAMCRO	38	
JFCAMPTR	58	
JFCAMSTR	3A	
JFCAMSPA	58	
JFCASA	64	4
JFCASCII	5D	4
JFCBABFS	5F	
JFCBABS	9B	0
JFCBABST	A6	
JFCBADBF	3C	
JFCBADSP	9F	20
JFCBAL	42	40
JFCBAVR	9B	40
JFCBAXBF	66	
JFCBBFTA	59	60

Table 530. Cross Reference for JFCB (continued)

Name	Offset	Hex Tag
JFCBBFTK	A3	20
JFCBBFTR	59	20
JFCBBUFF	4E	2
JFCBCD	5D	40
JFCBCEOV	9F	8
JFCBCKDS	9F	2
JFCBCKPT	65	10
JFCBCMPY	41	20
JFCBCRDT	50	
JFCBCTRI	9B	
JFCBCYL	9B	C0
JFCBDDTK	A3	4
JFCBDLET	9F	80
JFCBDQTY	A0	
JFCBDR LH	AB	
JFCBDSCB	35	
JFCBDSNM	0	
JFCBELNM	2C	
JFCBEND	AF	B0
JFCBEXAD	95	
JFCBEXP	A3	40
JFCBEXTL	94	
JFCBEXTP	70	80
JFCBFALN	59	
JFCBFLG1	4D	
JFCBFLG2	4E	
JFCBFLG3	A3	
JFCBFLSQ	44	
JFCBFOFL	43	80
JFCBFOUT	58	
JFCBFRID	38	
JFCBFTEK	59	
JFCBGDGA	57	4
JFCBGNCP	59	
JFCBHIAR	59	
JFCBIDRC	41	20
JFCBIN	5D	80
JFCBIND1	56	
JFCBIND2	57	

Table 530. Cross Reference for JFCB (continued)

Name	Offset	Hex Tag
JFCBLGTH	AF	B0
JFCBLKSI	66	
JFCBLKSZ	9B	10
JFCBLOCT	56	10
JFCBLP	42	10
JFCBLSR	9F	80
JFCBLSRD	2C	
JFCBLTM	42	20
JFCBLTYP	42	
JFCBMASK	48	
JFCBMED1	40	1
JFCBMED2	40	2
JFCBMED3	40	3
JFCBMED4	40	4
JFCBMED5	40	5
JFCBMED6	40	6
JFCBMED7	40	7
JFCBMED8	40	8
JFCBMED9	40	9
JFCBME10	40	A
JFCBME11	40	B
JFCBME12	40	C
JFCBME13	40	D
JFCBMODJ	4C	80
JFCBMSGP	9B	20
JFCBMSK1	48	
JFCBMSK2	49	
JFCBMSK3	4A	
JFCBMSK4	4B	
JFCBMSK5	4C	
JFCBNEWV	56	4
JFCBNTCS	74	
JFCBNVOL	75	
JFCB0PS1	48	
JFCB0PS2	4F	
JFCB0THI	5F	
JFCB0TTR	43	
JFCBPMEM	56	1
JFCBPQTY	98	

Table 530. Cross Reference for JFCB (continued)

Name	Offset	Hex Tag
JFCBPROT	9F	10
JFCBPWBP	4D	1
JFCBQNAM	0	
JFCBRLSE	56	40
JFCBRV07	A3	1
JFCBRV08	A4	
JFCBRWPW	57	30
JFCBSBNM	A8	
JFCBSCTY	57	10
JFCBSPAC	9B	C0
JFCBSPNM	A3	
JFCBSQTY	9C	
JFCBSTAT	57	40
JFCBTDSI	40	
JFCBTRK	9B	80
JFCBTSDM	34	
JFCBUAFF	9F	1
JFCBUFIN	58	
JFCBUFL	5A	
JFCBUFMX	6A	
JFCBUFNO	58	
JFCBUFOF	43	
JFCBUFRQ	58	
JFCBUFSI	66	
JFCBUR	5D	10
JFCBVLCT	AE	
JFCBVLSQ	46	
JFCBVOLS	76	
JFCBXPDT	53	
JFCCAT	34	80
JFCCBWU	65	20
JFCCHAR	64	6
JFCCMPNS	41	0
JFCCODE	5D	
JFCCOMP	5D	8
JFCCONV	5D	13
JFCCPRI	71	
JFCCYL	65	8
JFCCYLOF	6E	

Table 530. Cross Reference for JFCB (continued)

Name	Offset	Hex Tag
JFCDBUFN	6F	
JFCDEFER	4E	20
JFCDEL	65	2
JFCDEN	5E	
JFCDISP	57	C0
JFCDQDSP	A3	80
JFCDSEQN	42	80
JFCDSORG	62	
JFCDSRG1	62	
JFCDSRG2	63	
JFCDUAL	4D	10
JFCDWORD	59	2
JFCDYN	59	8
JFCEBCD	5D	40
JFCEEFM2	40	80
JFCEEFM3	40	A0
JFCEEFM4	40	C0
JFCEFMT1	40	60
JFCEFMT2	40	70
JFCEFMT3	40	90
JFCEFMT4	40	B0
JFCENT	57	4
JFCEQUAL	71	2
JFCEROPT	5C	
JFCEVEN	5D	23
JFCExc	59	10
JFCExt	65	20
JFCFCBAL	70	8
JFCFCBID	38	
JFCFCBVR	70	4
JFCFEED	65	10
JFCFIX	64	80
JFCFLGS1	9F	
JFCFMREC	64	C0
JFCFNCBD	44	8
JFCFNCCI	44	80
JFCFNCCBP	44	20
JFCFNCCBR	44	40
JFCFNCCBT	44	2

Table 530. Cross Reference for JFCB (continued)

Name	Offset	Hex Tag
JFCFNCBW	44	10
JFCFNCBX	44	4
JFCFOLD	70	40
JFCFRI	5D	20
JFCFUNC	44	
JFCFWORD	59	1
JFCGDG	56	2
JFCHIER	59	84
JFCHIER1	59	4
JFCIND	65	10
JFCINOP	4E	80
JFCINTVL	70	
JFCIPLTX	2C	
JFCKEYLE	5D	
JFCLIMCT	5F	
JFCLOC	56	30
JFCLRECL	68	
JFCMAC	64	2
JFCMAST	65	20
JFCMEDIA	40	F
JFCMIXG	9B	4
JFCMOD	57	80
JFCMODE	5D	
JFCMODEO	5D	20
JFCMODER	5D	10
JFCMODNW	4E	10
JFCMSVGP	8C	
JFCNCOMP	5D	4
JFCNCP	6A	
JFCNCR	5D	8
JFCNDCB	34	2
JFCNDSCB	34	4
JFCNEW	57	C0
JFCNL	42	1
JFCNLREC	3E	
JFCNOCC	64	0
JFCNOCMP	41	10
JFCNOCON	5D	80
JFCNOMED	40	0

Table 530. Cross Reference for JFCB (continued)

Name	Offset	Hex Tag
JFCNOREC	40	0
JFCNOSPC	41	0
JFCNRPS	4E	20
JFCNSL	42	4
JFCNTM	6B	
JFCNWRIT	34	8
JFCOLD	57	40
JFCOMPTY	41	F0
JFCONE	5D	1
JFCONTIG	9B	8
JFCOPEN	4D	F
JFCOPTCD	65	
JFCOPTJ	65	1
JFCOPTQ	65	8
JFCORGAM	63	8
JFCORGCQ	62	8
JFCORGCX	62	10
JFCORGDA	62	20
JFCORGGS	63	80
JFCORGIS	62	80
JFCORGMQ	62	4
JFCORGPO	62	2
JFCORGPS	62	40
JFCORGTQ	63	20
JFCORGTR	63	4
JFCORGTX	63	40
JFCORGU	62	1
JFCOUTLI	71	
JFCOUTOP	4E	40
JFCOVER	65	40
JFCPAT	34	1
JFCPCI	6B	
JFCPCIA1	6B	20
JFCPCIA2	6B	10
JFCPCIBT	65	20
JFCPCIN1	6B	8
JFCPCIN2	6B	4
JFCPCIR1	6B	2
JFCPCIR2	6B	1



Table 530. Cross Reference for JFCB (continued)

Name	Offset	Hex Tag
JFCPCIX1	6B	80
JFCPCIX2	6B	40
JFCPDS	56	1
JFCPOSID	A3	10
JFCPRTSP	5D	
JFCRBIDC	6C	
JFCRBIDO	38	
JFCRCFM	64	E0
JFCRCTLG	4E	1
JFCRDCOM	41	1
JFCRECFM	64	
JFCRECV	71	4
JFCREDUC	65	4
JFCREL	65	1
JFCREORG	65	1
JFCREQ	57	2
JFCRESRV	6C	
JFCRFB	64	10
JFCRFO	64	20
JFCRFS	64	8
JFCRKP	6C	
JFCRLSE	56	C0
JFCROUND	9B	1
JFCRQID	9C	
JFCRSV02	5C	8
JFCRSV03	5C	4
JFCRSV04	5C	2
JFCRSV05	5C	1
JFCRSV06	5D	8
JFCRSV07	5D	4
JFCRSV13	63	10
JFCRSV15	63	2
JFCRSV16	63	1
JFCRSV17	65	40
JFCRSV18	65	8
JFCRSV19	65	4
JFCRSV20	65	4
JFCRSV21	65	2
JFCRSV22	65	2

Table 530. Cross Reference for JFCB (continued)

Name	Offset	Hex Tag
JFCRSV25	70	20
JFCRSV26	70	2
JFCRSV27	70	1
JFCRSV31	44	1
JFCRSV32	5D	1
JFCRSV33	71	10
JFCRSV34	71	8
JFCRSV53	71	80
JFCRSV54	71	40
JFCRSV55	71	20
JFCRUNIT	98	
JFCSDNAM	65	80
JFCSDRPS	4E	8
JFCSDS	34	20
JFCSECUR	57	10
JFCSEND	71	1
JFCSHARE	57	8
JFCSIM	59	40
JFCSKP	5C	40
JFCSL	42	2
JFCSLCRE	4D	40
JFCSLDES	4D	20
JFCSNSVL	4D	8
JFCSOWA	72	
JFCSPECL	41	F
JFCSPNO	5D	1
JFCSPONE	5D	9
JFCSPTHR	5D	19
JFCSPTWO	5D	11
JFCSRCHD	65	4
JFCSTACK	5D	
JFCSTAND	4D	80
JFCSUL	42	A
JFCTDSI1	40	
JFCTDSI2	41	
JFCTEMP	57	1
JFCTEMPS	A3	8
JFCTHRSH	71	
JFCTOPEN	9F	40

Table 530. Cross Reference for JFCB (continued)

Name	Offset	Hex Tag
JFCTOPT	5C	10
JFCTRACE	4E	4
JFCTTRAN	5D	3B
JFCTREV	5D	2B
JFCTRKBL	60	
JFCTRKNO	40	F0
JFCTRTCH	5D	
JFCTTR	34	10
JFCTTY	5D	2
JFCTWO	5D	2
JFCUCSID	6C	
JFCUCSOP	70	
JFCULEOV	A3	2
JFCUND	64	C0
JFCVAR	64	40
JFCVARD	64	20
JFCVER	70	10
JFCVLDQ	AF	
JFCVLDQ1	AF	80
JFCVLDQ2	AF	40
JFCVLDQ3	AF	20
JFCVLDQ4	AF	10
JFCVLDQ5	AF	8
JFCVRDS	9F	4
JFCVSL	34	40
JFCWUMSG	65	40
JFCWVCBD	65	80
JFCWVCIS	65	80
JFCWVCSP	65	80
JFC1TRAK	5D	42
JFC128TK	40	30
JFC1600	5E	C3
JFC18TRK	40	10
JFC2TRAK	5D	82
JFC200	5E	3
JFC256TK	40	40
JFC36TRK	40	20
JFC384TK	40	50
JFC4TRAK	5D	C2

Table 530. Cross Reference for JFCB (continued)

Name	Offset	Hex Tag
JFC556	5E	43
JFC6250	5E	D3
JFC800	5E	83

## JFCBE information

### JFCBE programming interface information

**ONLY** the following fields are part of the programming interface information:

- JFCBBST
- JFCBCFS
- JFCBELEN
- JFCBEOPN
- JFCBMAGT
- JFCBTRS1
- JFCBTRS2
- JFCBTRS3
- JFCBTRS4
- JFCDSID
- JFCGRP1
- JFCGRP2
- JFCGRP3
- JFCGRP4
- JFCGRP5
- JFCGRP6
- JFCGRP7
- JFCGRP8
- JFCIDTRC
- JFCIMTOT
- JFCMODIF

### JFCBE heading information

**Common name:** JOB FILE CONTROL BLOCK EXTENSION FOR 3800 PRINTER KEYWORDS

**Macro ID:** IEFJFCBE

**DSECT name:** JFCBE

**Owning component:** Interpreter (SC1B9)

**Eye-catcher ID:** None

**Storage attributes:** Subpool: 236 or 237 (SWA), or 241 (MSTR)  
Key: 1  
Residency: Above or Below

**Size:** 176  
Frequency: One per DD when 3800 device information specified on the allocation request.

**Created by:** Interpreter and Dynamic Allocation

**Pointed to by:** - Register 0 on entry to the DFSMS OPEN JFCBE user exit

**Serialization:** None for Interpreter, SVC 99 processing for Dynamic Allocation and Unallocation

**Function:** This macro maps the Job File Control Block Extension for the 3800 device.

## JFCBE mapping

Table 531. Structure JFCBE

Offset Dec	Offset Hex	Type	Len	Name (Dim)	Description
0	(0)	STRUCTURE	0	JFCBE	, -
0	(0)	CHARACTER	3	JFCBEXTR	- SVA FOR NEXT EXTENSION BLOCK
3	(3)	BITSTRING	1	JFCBETYP	- TABLE ID OF JFCBE
3	(3)	X'29'	0	JFCBEID	"41" - JFCBE IDENTIFIER
4	(4)	BITSTRING	1	JFCBFLAG	- FLAG BYTE
		1... ....		JFCBEOPN	"X'80'" - USER OPEN EXIT MODIFIED THIS BLOCK - The flag is set in the exit routine (MDC304)
		.1.. ....		JFCBE003	"X'40',,C'X'" - RESERVED
		..1. ....		JFCBE004	"X'20',,C'X'" - RESERVED
		...1 ....		JFCBE005	"X'10',,C'X'" - RESERVED
		.... 1...		JFCBE006	"X'08',,C'X'" - RESERVED
		.... .1..		JFCBCFS	"X'04'" - CONTINUOUS FORM STACKING (BURST=NO)
		.... ..1.		JFCBBST	"X'02'" - BURST FORM STACKING (BURST=YES)
		.... ...1		JFCBE007	"X'01',,C'X'" - RESERVED
5	(5)	SIGNED	1	JFCIDTRC	- TABLE REFERENCE CHARACTER FOR COPY MODIFICATION PATTERN (MODIFY=(,trc))
6	(6)	BITSTRING	1	JFCBE008	- RESERVED
7	(7)	SIGNED	1	JFCIMTOT	- NUMBER OF IMAGE COPIES (FLASH=(,count))
8	(8)	CHARACTER	4	JFCBMAGT	- FORMS IMAGE CARTRIDGE ID (FLASH=(overlay-name))
12	(C)	CHARACTER	4	JFCMODIF	- COPY MODIFICATION ID (MODIFY=module-name)
16	(10)	CHARACTER	4	JFCBE009	- RESERVED (MDC301)
20	(14)	CHARACTER	4	JFCBTRS1	- NAME OF TRANSLATE TABLE 1 (CHARS=tbl-name1)
24	(18)	CHARACTER	4	JFCBTRS2	- NAME OF TRANSLATE TABLE 2 (CHARS=(t1,tbl-name2))
28	(1C)	CHARACTER	4	JFCBTRS3	- NAME OF TRANSLATE TABLE 3 (CHARS=(t1,t2,tbl-name3))
32	(20)	CHARACTER	4	JFCBTRS4	- NAME OF TRANSLATE TABLE 4 (CHARS=(t1,t2,t3,tbl-name4))
36	(24)	CHARACTER	8	JFCGROUP(0)	- OUTPUT DISTRIBUTION IN GROUPS

Table 531. Structure JFCBE (continued)

Offset Dec	Offset Hex	Type	Len	Name(Dim)	Description
36	(24)	SIGNED	1	JFCGRP1	- FOR FIRST GROUP, NUMBER OF TIMES EACH PAGE IS PRINTED BEFORE GOING TO NEXT PAGE (COPIES=(n,(gp1)))
37	(25)	SIGNED	1	JFCGRP2	- FOR SECOND GROUP, NUMBER OF TIMES EACH PAGE IS PRINTED BEFORE GOING TO NEXT PAGE (COPIES=(n,(gp2)))
38	(26)	SIGNED	1	JFCGRP3	- FOR THIRD GROUP, NUMBER OF TIMES EACH PAGE IS PRINTED BEFORE GOING TO NEXT PAGE (COPIES=(n,(gp3)))
39	(27)	SIGNED	1	JFCGRP4	- FOR FOURTH GROUP, NUMBER OF TIMES EACH PAGE IS PRINTED BEFORE GOING TO NEXT PAGE (COPIES=(n,(gp4)))
40	(28)	SIGNED	1	JFCGRP5	- FOR FIFTH GROUP, NUMBER OF TIMES EACH PAGE IS PRINTED BEFORE GOING TO NEXT PAGE (COPIES=(n,(gp5)))
41	(29)	SIGNED	1	JFCGRP6	- FOR SIXTH GROUP, NUMBER OF TIMES EACH PAGE IS PRINTED BEFORE GOING TO NEXT PAGE (COPIES=(n,(gp6)))
42	(2A)	SIGNED	1	JFCGRP7	- FOR SEVENTH GROUP, NUMBER OF TIMES EACH PAGE IS PRINTED BEFORE GOING TO NEXT PAGE (COPIES=(n,(gp7)))
43	(2B)	SIGNED	1	JFCGRP8	- FOR EIGHTH GROUP, NUMBER OF TIMES EACH PAGE IS PRINTED BEFORE GOING TO NEXT PAGE (COPIES=(n,(gp8)))
44	(2C)	CHARACTER	8	JFCDSID	- DSID ID VALUE (DSID=id), placed here for 3540 diskette compatibility
52	(34)	BITSTRING	124	JFCBE010	- RESERVED
52	(34)	X'B0'	0	JFCBELEN	"*-JFCBE" - LENGTH OF JFCB EXTENSION (MDC302)
52	(34)	X'34'	0	JFCBEULN	"JFCBE010-JFCBE" LENGTH OF USED FIELDS IN JFCB EXTENSION (MDC303)

Table 532. Cross Reference for JFCBE

Name	Offset	Hex Tag
JFCBBST	4	2
JFCBCFS	4	4
JFCBE	0	
JFCBEID	3	29
JFCBELEN	34	B0
JFCBEOPN	4	80
JFCBETYP	3	
JFCBEULN	34	34
JFCBEXTR	0	
JFCBE003	4	40
JFCBE004	4	20
JFCBE005	4	10
JFCBE006	4	8
JFCBE007	4	1
JFCBE008	6	
JFCBE009	10	

Table 532. Cross Reference for JFCBE (continued)

Name	Offset	Hex Tag
JFCBE010	34	
JFCBFLAG	4	
JFCBMAGT	8	
JFCBTRS1	14	
JFCBTRS2	18	
JFCBTRS3	1C	
JFCBTRS4	20	
JFCDSID	2C	
JFCGROUP	24	
JFCGRP1	24	
JFCGRP2	25	
JFCGRP3	26	
JFCGRP4	27	
JFCGRP5	28	
JFCGRP6	29	
JFCGRP7	2A	
JFCGRP8	2B	
JFCIDTRC	5	
JFCIMTOT	7	
JFCMODIF	C	

## JFCBX information

### JFCBX programming interface information

**ONLY** the following fields are part of the programming interface information:

- JFCBXNXT
- JFCBXTTR
- JFCBXVOL
- JFCXVD
- JFCXVD1
- JFCXVD10
- JFCXVD11
- JFCXVD12
- JFCXVD13
- JFCXVD14
- JFCXVD15
- JFCXVD2
- JFCXVD3
- JFCXVD4
- JFCXVD5

- JFCXVD6
- JFCXVD7
- JFCXVD8
- JFCXVD9

## JFCBX heading information

<b>Common name:</b>	JOB FILE CONTROL BLOCK EXTENSION
<b>Macro ID:</b>	IEFJFCBX
<b>DSECT name:</b>	JFCBX (defined by invoker)
<b>Owning component:</b>	Interpreter (SC1B9)
<b>Eye-catcher ID:</b>	None
<b>Storage attributes:</b>	Subpool: 236 or 237 (SWA), or 241 (MSTR) Key: 1 Residency: Above or Below
<b>Size:</b>	176 decimal
<b>Created by:</b>	Interpreter and Dynamic Allocation
<b>Pointed to by:</b>	- JFCBEXAD field (SVA) of the JFCB data area - JFCBXNXT field (pointer) of the JFCBX data area - SWBUFPTR field in IEFZB506 upon return from IEFQMREQ macro (Preferred method of SVA translation) - SWBLKPTR field in IEFZB505 upon return from SWAREQ macro
<b>Serialization:</b>	None for Interpreter, SVC 99 processing for Dynamic Allocation and Unallocation
<b>Function:</b>	This macro maps the Job File Control Block Extension. It is used to record volume serial numbers in excess of the five recorded in the JFCBVOLS field of the JFCB.

## JFCBX mapping

Table 533. Structure

Offset Dec	Offset Hex	Type	Len	Name (Dim)	Description
0	(0)	STRUCTURE	0		
0	(0)	CHARACTER	3	JFCBXTTR	- SVA FOR NEXT EXTENSION BLOCK
3	(3)	CHARACTER	1		- RESERVED
4	(4)	CHARACTER	6	JFCBXVOL (15)	- MAXIMUM NO. OF 15-SIX BYTE VOL. SER. NUMBERS
94	(5E)	CHARACTER	2		- RESERVED
96	(60)	CHARACTER	44	JFCBXNAM	- ALIAS NAME FOR DSNAME IN THE JFCB (MDC002) YM3584
140	(8C)	CHARACTER	4	JFCBXDEV	- DEVICE TYPE RETRIEVED FROM CATALOG FOR RECATALOG (MDC003) YM3584



Table 533. Structure (continued)

Offset Dec	Offset Hex	Type	Len	Name(Dim)	Description
144	(90)	BITSTRING	2	JFCXVD	- Volser dequeue indicators (bit placement corresponds to volser placement within JFCBXVOL, i.e., 1-15)
144	(90)	BITSTRING	0	JFCXVD1	"X'8000'" First volser in JFCBXVOL was dequeued
144	(90)	BITSTRING	0	JFCXVD2	"X'4000'" Second volser in JFCBXVOL was dequeued
144	(90)	BITSTRING	0	JFCXVD3	"X'2000'" Third volser in JFCBXVOL was dequeued
144	(90)	BITSTRING	0	JFCXVD4	"X'1000'" Fourth volser in JFCBXVOL was dequeued
144	(90)	BITSTRING	0	JFCXVD5	"X'0800'" Fifth volser in JFCBXVOL was dequeued
144	(90)	BITSTRING	0	JFCXVD6	"X'0400'" Sixth volser in JFCBXVOL was dequeued
144	(90)	BITSTRING	0	JFCXVD7	"X'0200'" Seventh volser in JFCBXVOL was dequeued
144	(90)	BITSTRING	0	JFCXVD8	"X'0100'" Eighth volser in JFCBXVOL was dequeued
		1... ....		JFCXVD9	"X'0080'" Ninth volser in JFCBXVOL was dequeued
		.1.. ....		JFCXVD10	"X'0040'" Tenth volser in JFCBXVOL was dequeued
		..1. ....		JFCXVD11	"X'0020'" Eleventh volser in JFCBXVOL was dequeued
		...1 ....		JFCXVD12	"X'0010'" Twelfth volser in JFCBXVOL was dequeued
		.... 1...		JFCXVD13	"X'0008'" Thirteenth volser in JFCBXVOL was dequeued
		.... .1..		JFCXVD14	"X'0004'" Fourteenth volser in JFCBXVOL was dequeued
		.... ..1.		JFCXVD15	"X'0002'" Fifteenth volser in JFCBXVOL was dequeued
146	(92)	CHARACTER	26		- RESERVED
172	(AC)	ADDRESS	4	JFCBXNXT	- ADDRESS OF NEXT JFCB EXTENSION MDC001

Table 534. Cross Reference for JFCBX

Name	Offset	Hex Tag
JFCBXDEV	8C	
JFCBXNAM	60	
JFCBXNXT	AC	
JFCBXTTR	0	
JFCBXVOL	4	
JFCXVD	90	
JFCXVD1	90	8000
JFCXVD10	90	40
JFCXVD11	90	20
JFCXVD12	90	10
JFCXVD13	90	8

Table 534. Cross Reference for JFCBX (continued)

Name	Offset	Hex Tag
JFCXVD14	90	4
JFCXVD15	90	2
JFCXVD2	90	4000
JFCXVD3	90	2000
JFCXVD4	90	1000
JFCXVD5	90	800
JFCXVD6	90	400
JFCXVD7	90	200
JFCXVD8	90	100
JFCXVD9	90	80

## JICA information

### JICA heading information

<b>Common name:</b>	JES/INTERPRETER COMMUNICATIONS AREA
<b>Macro ID:</b>	IEFJICA
<b>DSECT name:</b>	JICA
<b>Owning component:</b>	Interpreter (SC1B9)
<b>Eye-catcher ID:</b>	JICA Offset: 0 Length: 4 bytes
<b>Storage attributes:</b>	Subpool: 253 Key: 0 Residency: Below
<b>Size:</b>	256 bytes Frequency: 1 per invocation of Interpreter
<b>Created by:</b>	The Initiator and JES3
<b>Pointed to by:</b>	NELJICA field of the IEFNEL data area
<b>Serialization:</b>	None
<b>Function:</b>	Mapping for the JES/Interpreter Communications Area (JICA), which is an extension of IEFNEL.

### JICA mapping

Table 535. Structure JICA

Offset Dec	Offset Hex	Type	Len	Name (Dim)	Description
0	(0)	STRUCTURE	0	JICA	
0	(0)	CHARACTER	4	JICAID	IDENTIFIER 'JICA' ACRONYM
4	(4)	BITSTRING	1	JICAVERS	VERSION NUMBER
5	(5)	CHARACTER	1	JICARSV1	RESERVED

Table 535. Structure JICA (continued)

Offset Dec	Offset Hex	Type	Len	Name (Dim)	Description
6	(6)	SIGNED	2	JICALGTH	LENGTH OF JICA
8	(8)	CHARACTER	8	JICASPAF(0)	SPOOL ACCESS FACILITY TOKENS
8	(8)	ADDRESS	4	JICASRQT	SCHEDULING REQUIREMENTS TOKEN
12	(C)	ADDRESS	4	JICAJOBT	JOB INFORMATION SPOOL ACCESS FACILITY TOKEN
16	(10)	CHARACTER	8	JICAUSER	USER ID
24	(18)	CHARACTER	8	JICAGRP	GROUP ID
32	(20)	CHARACTER	4	JICASSNM	SUBSYSTEM NAME
36	(24)	BITSTRING	1	JICAXMOD	EXECUTION MODE NOTE: any changes made to this field must also be made to field SSSA7XMD in the IEFSSSA mapping macro
	1... ....			JICABTCH	"X'80'" BATCH
	.1.. ....			JICATASK	"X'40'" TASK
	..1. ....			JICATSO	"X'20'" TSO
	...1 ....			JICADYAS	"X'10'" BYPASS DYNALLOC SPACE PROCESSING
	.... 1...			JICASCAN	"X'08'" TYPRUN=SCAN SPECIFIED
37	(25)	CHARACTER	3	JICARSV2	RESERVED
40	(28)	ADDRESS	4	JICAPLCO	SCHEDULING SERVICES PLCO OUTPUT SSOB EXTENSION
44	(2C)	ADDRESS	4	JICANVOL	POINTER TO A LIST OF NON-STORAGE SUBSYSTEM MANAGED CATALOG VOLUMES
48	(30)	BITSTRING	1	JICADSBP	SUBPOOL TO RETURN DATA IN
49	(31)	CHARACTER	80	JICAUTKN	UTOKEN TO PASS TO SMS IDAX
129	(81)	CHARACTER	127	JICARSV3	RESERVED
ADDITIONAL DATA					
129	(81)	X'2'	0	JICACVER	"2" VERSION NUMBER
129	(81)	X'100'	0	JICAFIXD	"*-JICA" LENGTH OF JICA

Table 536. Cross Reference for JICA

Name	Offset	Hex Tag
JICA	0	
JICABTCH	24	80
JICACVER	81	2
JICADSBP	30	
JICADYAS	24	10
JICAFIXD	81	100
JICAGRP	18	
JICAID	0	
JICAJOBT	C	
JICALGTH	6	
JICANVOL	2C	
JICAPLCO	28	
JICARSV1	5	

Table 536. Cross Reference for JICA (continued)

Name	Offset	Hex Tag
JICARSV2	25	
JICARSV3	81	
JICASCAN	24	8
JICASPAF	8	
JICASRQT	8	
JICASSNM	20	
JICATASK	24	40
JICATSO	24	20
JICAUSER	10	
JICAUTKN	31	
JICAVERS	4	
JICAXMOD	24	

## JMR information

### JMR programming interface information

JMR is a programming interface.

### JMR heading information

<b>Common name:</b>	Job Management Record
<b>Macro ID:</b>	IEFJMR
<b>DSECT name:</b>	JMR
<b>Owning component:</b>	Interpreter - CI (SC1B9)
<b>Eye-catcher ID:</b>	None
<b>Storage attributes:</b>	Virtual Storage: Obtained via GETMAIN Subpool: 255, 236 or 237 Key: 1 Residency: Below
<b>Size:</b>	176 bytes (decimal) for V2 JMR Frequency: 1 per job
<b>Created by:</b>	IEFSMFIE or IEFTB721
<b>Pointed to by:</b>	TCTJMR field of the TCT (IEFTCT) data area
<b>Serialization:</b>	None
<b>Function:</b>	Contains job information accumulated by IBM-supplied data collection routines. It is also an information source for JES and the user exit routines.

## JMR mapping

Table 537. Structure JMR

Offset Dec	Offset Hex	Type	Len	Name(Dim)	Description
0	(0)	STRUCTURE	0	JMR	
0	(0)	CHARACTER	8	JMRJOB	JOB NAME
8	(8)	SIGNED	4	JMRENTY	ENTRY TIME IN 1/100'S SEC
12	(C)	SIGNED	4	JMREDATE	ENTRY DATE 0CYDDDF
16	(10)	CHARACTER	4	JMRCPUID	CPU - SID AND MDL FROM SMCA
20	(14)	CHARACTER	8	JMRUSEID	User-defined identification field (taken from common exit parameter area).
28	(1C)	CHARACTER	1	JMRSTEP	STEP NUMBER
28	(1C)	X'1D'	0	JMRLGEND	"*"
28	(1C)	X'1D'	0	JMRLOGSZ	"JMRLGEND-JMRJOB" SIZE OF JOB LOG
29	(1D)	CHARACTER	1	JMRINDC	INDICATOR SWITCHES 20011
BIT MEANINGS SAME AS JMROPT FIELD 20011					
30	(1E)	CHARACTER	1	JMRFLG	JOB STATUS INDICATOR Y02668
		1... ....		JMRSTRS	"X'80'" STEP RESTART Y02668
		.1.. ....		JMRCHRS	"X'40'" CHECKPOINT RESTART Y02668
		..1. ....		JMRCNRS	"X'20'" CONTINUE RESTART Y02668
		...1 ....		JMRABCOD	"X'10'" ON=COMP CODE IN JES3 JMR JMRCONDC FIELD OFF=CONDITION CODE IN JES3 JMRCONDC
		.... 1...		JMRWARM	"X'08'" WARMSTART JOB Y02668
31	(1F)	CHARACTER	1	JMRCLASS	JOB CLASS
32	(20)	SIGNED	4	JMRUCOM	USER COMMUNICATION - INITIALIZED 0
36	(24)	SIGNED	4	JMRUTLP	POINTER TO USER TIME LIMIT EXIT ROUTINE PARAMETER AREA
36	(24)	X'28'	0	JMRSIZE	"*-JMR" SIZE OF JMR IN CORE, Used by JES
40	(28)	SIGNED	4	JMRDRSTP(2)	RDR STOP TIME AND DATE
48	(30)	SIGNED	4	JMRJOBIN	JOB SYSIN CT
52	(34)	CHARACTER	2	JMRDRDR	RDR DEVICE CLASS AND TYPE
54	(36)	CHARACTER	1	JMROPT	OPTION SWITCHES
		1... ....		JMRJOBWS	"X'80'" JOB FUNCTIONS REQUESTED
		.1.. ....		JMRSTPSW	"X'40'" STEP FUNCTIONS REQUESTED
		..1. ....		JMREXITS	"X'20'" USER EXITS REQUESTED
		...1 ....		JMRXONLY	"X'10'" EXITS ONLY SPECIFIED
		.... ...1		JMRFINDD	"X'01'" FOREGROUND INDICATED 20011
55	(37)	CHARACTER	1	JMRVERSN	JMR VERSION
55	(37)	X'0'	0	JMRVER0	"0" JMR: Version 0 DSECT is 76 bytes
55	(37)	X'1'	0	JMRVER1	"1" JMRE: For version 1, JMR extension DSECT extends the JMR DSECT by 72 bytes
55	(37)	X'2'	0	JMRVER2	"2" JMRE: For version 2, JMR extension DSECT is added, 176 bytes total
Note: JMR and JMRE DSECT storage must be contiguous					
56	(38)	SIGNED	4	(0)	

Table 537. Structure JMR (continued)

Offset Dec	Offset Hex	Type	Len	Name(Dim)	Description
56	(38)	CHARACTER	5	JMRSYSOC	SYSOUT CLASSES
PARM LIST PASSED TO IEFUJV IN C/I					
61	(3D)	CHARACTER	1	JMRJCLCD	JCL CODE
		1... ....		JMRCIV	"X'80'" CODE 128 - C/I DEFINED JCL VERB NOT DEFINED BELOW
		.1.. ....		JMRJDTVB	"X'40'" CODE 64 - JDT-DEFINED JCL VERB
		..1. ....		JMRINTRP	"X'20'" CODE 32 - JCL HAS BEEN INTERPRETED
		...1 ....		JMRCNVTD	"X'10'" CODE 16 - JCL HAS BEEN CONVERTED
		.... 1...		JMRPROCV	"X'08'" CODE 8 - PROC VERB
		.... .1..		JMRDDV	"X'04'" CODE 4 - DD VERB
		.... ..1.		JMREXECV	"X'02'" CODE 2 - EXEC VERB
		.... ...1		JMRJOBV	"X'01'" CODE 1 - JOB VERB
X'00' CODE 0 - NULL VERB					
62	(3E)	CHARACTER	1	JMRJFLAGS	Job flags
		1... ....		JMRGDGBIASSTEP	"X'80'" When on, job is using GDGBIAS=STEP processing
63	(3F)	CHARACTER	1		RESERVED
64	(40)	SIGNED	4	JMRJOBP	PTR TO JOB LOG
68	(44)	SIGNED	4	JMRJCLP	PTR TO JCL CARD
72	(48)	SIGNED	4	JMRJCLCP	PTR TO JCL CODE
72	(48)	X'40'	0	JMRPTRS	"JMRJOBP"
72	(48)	X'4C'	0	JMRLENG	"*-JMRJOB" Size of base JMR
76	(4C)	SIGNED	4	JMRENDV0(0)	End of Version 0 JMR - See JMRVERSN

Table 538. Structure JMRE

Offset Dec	Offset Hex	Type	Len	Name(Dim)	Description
0	(0)	STRUCTURE	0	JMRE	, JMR version 1 extension
0	(0)	X'0'	0	JMRPARM1	"*" Version 1 fields
0	(0)	CHARACTER	8	JMRCLAS8	8 character jobclass
8	(8)	CHARACTER	64	JMRJOBCORRELATOR	JES job correlator for inclusion in SMF records
72	(48)	SIGNED	4	JMRENDV1(0)	End of Version 1 JMRE - See JMRVERSN
72	(48)	X'48'	0	JMRELEN1	"*-JMRE" Length of V1 JMR extension
72	(48)	BITSTRING	4	JMRJCLID1	JES-computed binary identifier for the job that was submitted (using method 1), if provided by the primary job subsystem
76	(4C)	BITSTRING	4	JMRJCLID2	JES-computed binary identifier for the job that was submitted (using method 2), if provided by the primary job subsystem
80	(50)	BITSTRING	8	JMRJOBTOKEN	8-byte binary identifier for the job, if provided by the primary job subsystem

Table 538. Structure JMRE (continued)

Offset Dec	Offset Hex	Type	Len	Name(Dim)	Description
88	(58)	BITSTRING	6	JMRHOLDUNTIL	A UTC timestamp represented by the first 6 bytes (bits 0-47) of an ETOD value. This is the resolved HOLDUNTIL value for the job (from JCL or JES2 symbol on the internal reader interface), if provided by the primary job subsystem
94	(5E)	BITSTRING	6	JMRDEADLINE	A UTC timestamp represented by the first 6 bytes (bits 0-47) of an ETOD value. This is the resolved DEADLINE value for the job (from JES2 symbol on the internal reader interface), if provided by the primary job subsystem.
100	(64)	SIGNED	4	JMRENDV2(0)	End of Version 2 JMRE - See JMRVERSN
100	(64)	X'64'	0	JMRELEN2	"*-JMRE" Length of V2 JMR extension
100	(64)	SIGNED	4	JMREENDG(0)	End of JMR Extension
100	(64)	X'64'	0	JMRELENG	"*-JMRE" Length of JMR extension

Table 539. Structure JMR

Offset Dec	Offset Hex	Type	Len	Name(Dim)	Description
0	(0)	STRUCTURE	0	JMR	Resume JMR DSECT

Table 540. Cross Reference for JMR

Name	Offset	Hex	Tag
JMR	0		
JMR	0		
JMRABCOD	1E		10
JMRCHRS	1E		40
JMRCIV	3D		80
JMRCLASS	1F		
JMRCLAS8	0		
JMRCNRS	1E		20
JMRCNVTD	3D		10
JMRCPUID	10		
JMRDDV	3D		4
JMRDEADLINE	5E		
JMRDRSTP	28		
JMRE	0		
JMREDATE	C		
JMREENDG	64		
JMRELENG	64		64
JMRELEN1	48		48
JMRELEN2	64		64
JMRENDV0	4C		
JMRENDV1	48		

Table 540. Cross Reference for JMR (continued)

Name	Offset	Hex Tag
JMRENDV2	64	
JMRENTY	8	
JMREXECV	3D	2
JMREXITS	36	20
JMRFINDD	36	1
JMRFLG	1E	
JMRGDGBIASSTEP	3E	80
JMRHOLDUNTIL	58	
JMRINDC	1D	
JMRINTRP	3D	20
JMRJCLCD	3D	
JMRJCLCP	48	
JMRJCLID1	48	
JMRJCLID2	4C	
JMRJCLP	44	
JMRJDTVB	3D	40
JMRJFLAGS	3E	
JMRJOB	0	
JMRJOBCORRELATOR	8	
JMRJOBIN	30	
JMRJOBP	40	
JMRJOBSW	36	80
JMRJOBTOKEN	50	
JMRJOBV	3D	1
JMRLENG	48	4C
JMRLGEND	1C	1D
JMRLOGSZ	1C	1D
JMROPT	36	
JMRPARM1	0	0
JMRPROCV	3D	8
JMRPTRS	48	40
JMRRDR	34	
JMRSIZE	24	28
JMRSTEP	1C	
JMRSTPSW	36	40
JMRSTRS	1E	80
JMRSYSOC	38	
JMRUCOM	20	
JMRUSEID	14	



Table 540. Cross Reference for JMR (continued)

Name	Offset	Hex Tag
JMRUTLP	24	
JMRVERSN	37	
JMRVER0	37	0
JMRVER1	37	1
JMRVER2	37	2
JMRWARM	1E	8
JMRXONLY	36	10

## JSAB information

### JSAB programming interface information

JSAB is a programming interface.

INCLUDE ONLY

### JSAB heading information

**Common name:** Job scheduler address space control block

**Macro ID:** IAZJSAB

**DSECT name:** IAZJSAB

**Owning component:** JES Common (SC141)

**Eye-catcher ID:** JSAB  
Offset: JSABID-JSAB  
Length: L'JSABID

**Storage attributes:** Subpool: 245 (address space level) or  
253 (subtask level)  
Key: 0  
Residency: Above or below 16M

**Size:** See JSABSIZE

**Created by:** JES2, JES3

**Pointed to by:** ASSBJSAB field of the ASSB data area  
STCBJSAB field of the STCB data area

**Serialization:** None.

**Function:** Provides information about the job  
currently running in an address space.

### JSAB mapping

Table 541. Structure IAZJSAB

Offset Dec	Offset Hex	Type	Len	Name (Dim)	Description
0	(0)	STRUCTURE	0	IAZJSAB	
0	(0)	X'0'	0	JSAB	"IAZJSAB" ALTERNATE DSECT NAME

Table 541. Structure IAZJSAB (continued)

Offset Dec	Offset Hex	Type	Len	Name(Dim)	Description
0	(0)	CHARACTER	4	JSABID	JSAB ID
4	(4)	ADDRESS	4	JSABNEXT	JSAB CHAIN FIELD
8	(8)	SIGNED	4	JSABLEN	Length of control block
Preceeding fields are "frozen" for SUMMARY DUMP purposes					
12	(C)	BITSTRING	1	JSABVERS	CONTROL BLOCK VERSION
12	(C)	X'1'	0	JSABVRS1	"1" JSAB version 1
12	(C)	X'2'	0	JSABVRS2	"2" JSAB version 2
12	(C)	X'2'	0	JSABVRSN	"2" Current JSAB version
13	(D)	BITSTRING	1	JSABFLG1	JSAB FLAG 1
		1... ....		JSABNVAL	"B'10000000" This JSAB is not valid (It is LOGICALLY deleted)
		.1.. ....		JSABSTSK	"B'01000000" Subtask level JSAB
14	(E)	BITSTRING	1	JSABFLG2	JSAB FLAG 2
15	(F)	BITSTRING	1	JSABCLR(0)	Start of re-use clear area
15	(F)	BITSTRING	1	JSABCLEV	CREATING COMPONENT'S CODE LEVEL (JSABVRSN LAST TIME JSAB-CREATING CODE WAS UPDATED)
16	(10)	CHARACTER	1	JSABBLST(0)	START OF CHARACTER DATA
16	(10)	CHARACTER	4	JSABSCID	SCHEDULING COMPONENT'S ID (JES2, JES3)
20	(14)	CHARACTER	8	JSABWKID(0)	WORK UNIT ID
20	(14)	CHARACTER	8	JSABJBID	JOB ID
28	(1C)	CHARACTER	8	JSABJBNM	JOB NAME
36	(24)	CHARACTER	8	JSABPREF	PREFIX USED IN MESSAGES JES2 -> EQUAL TO JSABJBID JES3 -> EQUAL TO JSABJBNM
44	(2C)	CHARACTER	8	JSABUSID	USERID
52	(34)	CHARACTER	4	JSABSSNM	Creating Subsystem name
56	(38)	CHARACTER	16	JSABRESC	Reserved for future use
56	(38)	X'48'	0	JSABBLND	"*" END OF CHARACTER DATA
72	(48)	DBL WORD	8	JSABESTK	PROGRAM ENTRY START TIME (STORE CLOCK TIME - STCK)
80	(50)	DBL WORD	8	JSABXSTK	PROGRAM EXECUTION START TIME (STORE CLOCK TIME - STCK)
88	(58)	ADDRESS	4	JSABUSER	USER AREA POINTER
92	(5C)	CHARACTER	8	JSABGPNM	XCF group name
100	(64)	BITSTRING	8	JSABJSTA(0)	JES Status
100	(64)	BITSTRING	1	JSABJFL1	JES Status flags
		1... ....		JSABJ1SP	"B'10000000" JES supports JES status
		.1.. ....		JSABJ1PS	"B'01000000" Waiting for PSO
		..1. ....		JSABJ1CN	"B'00100000" Waiting for CS (Cancel)
		...1 ....		JSABJ1ST	"B'00010000" Waiting for CS (Status)
		.... 1...		JSABJ1TR	"B'00001000" Waiting for job term
		.... .1..		JSABJ1RQ	"B'00000100" Waiting for job reenqueue
		.... ..1.		JSABJ1IW	"B'00000010" Initiator waiting for job
		.... ...1		JSABJ1SS	"B'00000001" Waiting for SPOOL space
101	(65)	BITSTRING	1	JSABJFL2	More JES Status flags

Table 541. Structure IAZJSAB (continued)

Offset Dec	Offset Hex	Type	Len	Name(Dim)	Description
		1... ..		JSABJ2CM	"B'10000000" Waiting for JES Cross Memory Lock (JES2 only)
		.1.. ..		JSABJ2SA	"B'01000000" Waiting for SAPI
		..1. ....		JSABJ2NU	"B'00100000" Waiting for notify user (JES3 only)
		...1 ....		JSABJ2ES	"B'00010000" Waiting for extended status (JES3 only)
		.... 1...		JSABJ2PC	"B'00001000" Waiting for JES class properties (JES3 only)
		.... .1..		JSABJ2PN	"B'00000100" Waiting for JES nodes properties (JES3 only)
		.... ..1.		JSABJ2PS	"B'00000010" Waiting for JES spool properties (JES3 only)
		.... ...1		JSABJ2PI	"B'00000001" Waiting for JES inits properties (JES3 only)
102	(66)	BITSTRING	1	JSABJFL3	More JES Status flags
		1... ..		JSABJ3PX	"B'10000000" Waiting for JES JESPLEX properties (JES3 only)
		.1.. ..		JSABJ3W0	"B'01000000" Waiting for WTO (JES3 only)
		..1. ....		JSABJ3ER	"B'00100000" Waiting for ENDREQ (JES3 only)
		...1 ....		JSABJ3JD	"B'00010000" Waiting for JDS access (JES3 only)
		.... 1...		JSABJ3DA	"B'00001000" Waiting for dynamic allocation (JES3 only)
		.... .1..		JSABJ3TC	"B'00000100" Waiting for TCPIP NJE global services (JES3 only)
		.... ..1.		JSABJ3FS	"B'00000010" Waiting for FSS request - writer (JES3 only)
		.... ...1		JSABJ3CI	"B'00000001" Waiting for CI driver - CI FSS (JES3 only)
103	(67)	BITSTRING	1	JSABJFL4	More JES Status flags
		1... ..		JSABJ4ST	"B'10000000" Waiting for SETUP request (JES3 only)
		.1.. ..		JSABJ4VL	"B'01000000" Waiting for validate destination (JES3 only)
		..1. ....		JSABJ4SJ	"B'00100000" Waiting for SJF services (JES3 only)
		...1 ....		JSABJ4DY	"B'00010000" Waiting for dynamic allocation change of DD (JES3 only)
		.... 1...		JSABJ4DC	"B'00001000" Waiting for dynamic allocation via SS0BDYCD (JES3 only)
		.... .1..		JSABJ4NQ	"B'00000100" Waiting for change ENQ use (JES3 only)
		.... ..1.		JSABJ4DD	"B'00000010" Waiting for change DD name (JES3 only)
		.... ...1		JSABJ4JD	"B'00000001" Waiting for JES Device Info (JES3 only)
104	(68)	BITSTRING	1	JSABJFL5	More JES Status flags
		1... ..		JSABJ5JM	"B'10000000" Waiting for Job Modify (JES3 only)
105	(69)	BITSTRING	3		Reserved for status flags
108	(6C)	SIGNED	4	JSABRESV(5)	Reserved for future use
128	(80)	DBL WORD	8	(0)	Cause double word boundary

Table 541. Structure IAZJSAB (continued)

Offset Dec	Offset Hex	Type	Len	Name (Dim)	Description
128	(80)	X'80'	0	JSABSIZE1	"*-JSAB" Length OF JSAB version 1
128	(80)	X'71'	0	JSABCLRL	"*-JSABCLR" Length of re-use clear area
128	(80)	CHARACTER	64	JSABCORR	Job correlator
192	(C0)	DBL WORD	8	(0)	Cause double word boundary
192	(C0)	X'C0'	0	JSABSIZE2	"*-JSAB" Length OF JSAB version 2
192	(C0)	X'C0'	0	JSABSIZE	"*-JSAB" LENGTH OF JSAB
192	(C0)	X'38'	0	JSABBLSZ	"JSABBLND-JSABBLST" LENGTH OF CHARACTER AREA
RETURN CODES					
192	(C0)	X'0'	0	JSABOK	"0" JSAB PROCESSING OK
192	(C0)	X'4'	0	JSABNOST	"4" JSAB STORAGE NOT OBTAINED/ RELEASED
192	(C0)	X'8'	0	JSABNFND	"8" JSAB NOT FOUND RETURN CODE
192	(C0)	X'C'	0	JSABNOFL	"12" Requested field does not exist in active JSAB

Table 542. Cross Reference for JSAB

Name	Offset	Hex Tag
IAZJSAB	0	
JSAB	0	0
JSABBLND	38	48
JSABBLST	10	
JSABBLSZ	C0	38
JSABCLEV	F	
JSABCLR	F	
JSABCLRL	80	71
JSABCORR	80	
JSABESTK	48	
JSABFLG1	D	
JSABFLG2	E	
JSABGPNM	5C	
JSABID	0	
JSABJBID	14	
JSABJBNM	1C	
JSABJFL1	64	
JSABJFL2	65	
JSABJFL3	66	
JSABJFL4	67	
JSABJFL5	68	
JSABJSTA	64	
JSABJ1CN	64	20

Table 542. Cross Reference for JSAB (continued)

Name	Offset	Hex Tag
JSABJ1IW	64	2
JSABJ1PS	64	40
JSABJ1RQ	64	4
JSABJ1SP	64	80
JSABJ1SS	64	1
JSABJ1ST	64	10
JSABJ1TR	64	8
JSABJ2CM	65	80
JSABJ2ES	65	10
JSABJ2NU	65	20
JSABJ2PC	65	8
JSABJ2PI	65	1
JSABJ2PN	65	4
JSABJ2PS	65	2
JSABJ2SA	65	40
JSABJ3CI	66	1
JSABJ3DA	66	8
JSABJ3ER	66	20
JSABJ3FS	66	2
JSABJ3JD	66	10
JSABJ3PX	66	80
JSABJ3TC	66	4
JSABJ3W0	66	40
JSABJ4DC	67	8
JSABJ4DD	67	2
JSABJ4DY	67	10
JSABJ4JD	67	1
JSABJ4NQ	67	4
JSABJ4SJ	67	20
JSABJ4ST	67	80
JSABJ4VL	67	40
JSABJ5JM	68	80
JSABLEN	8	
JSABNEXT	4	
JSABNFND	C0	8
JSABNOFL	C0	C
JSABNOST	C0	4
JSABNVAL	D	80
JSABOK	C0	0

Table 542. Cross Reference for JSAB (continued)

Name	Offset	Hex	Tag
JSABPREF	24		
JSABRESC	38		
JSABRESV	6C		
JSABSCID	10		
JSABSIZE	C0		C0
JSABSIZE1	80		80
JSABSIZE2	C0		C0
JSABSSNM	34		
JSABSTSK	D		40
JSABUSER	58		
JSABUSID	2C		
JSABVERS	C		
JSABVRSN	C		2
JSABVRS1	C		1
JSABVRS2	C		2
JSABWKID	14		
JSABXSTK	50		

## JSCB information

### JSCB programming interface information

**ONLY** the following fields are part of the programming interface information:

- JSCBACT
- JSCBAUTH
- JSCBPASS
- JSCBPGMN
- JSCBQMPI
- JSCBSTEP
- JSCBTIOD
- JSCDSABQ

### JSCB heading information

**Common name:** Job/Step Control Block  
**Macro ID:** IEZJSCB  
**DSECT name:** IEZJSCB  
**Owning component:** Initiator (SC1B6)  
**Eye-catcher ID:** None

**Storage attributes:** Subpool: 253  
Key: 0  
Residency: Below 16 MB in virtual storage.

**Size:** 192 bytes

**Created by:** IEESB601  
IEESB606  
IEFIB600

**Pointed to by:** TCBJSCB field of data area TCB  
JSCBACT field of data area JSCB (active JSCB)

**Serialization:** None required

**Function:** Communication of job or step related data items. This is the base for the job step environment, in particular SWA and Allocation.

## JSCB mapping

Table 543. Structure IEZJSCB

Offset Dec	Offset Hex	Type	Len	Name (Dim)	Description
0	(0)	STRUCTURE	0	IEZJSCB	
SECTION 1 DATA ITEMS USED IN OS/VS1 AND OS/VS2					
188	(BC)	X'BC'	0	JSCBSEC1	"*" - START OF JSCB SECTION 1
188	(BC)	SIGNED	4	JSCRSV01	- RESERVED
192	(C0)	ADDRESS	4	JSCHPCE(0)	- ADDRESS OF OPTIONAL JOB ENTRY SUBSYSTEM (JES) PROCESSOR CONTROL ELEMENT ICB459
192	(C0)	BITSTRING	1	JSCRSV32	- RESERVED ICB459
193	(C1)	ADDRESS	3	JSCHPCEA	- ADDRESS OF OPTIONAL JOB ENTRY SUBSYSTEM (JES) PROCESSOR CONTROL ELEMENT ICB459
196	(C4)	ADDRESS	4	JSCBSHR	- ADDRESS OF ASSEMBLY CHAIN (VSAM) ICB434
200	(C8)	ADDRESS	4	JSCBTCP	- ADDRESS OF TIOT CHAINING ELEMENT CHAIN (VSAM) ICB434
204	(CC)	ADDRESS	4	JSCBPCC	- ADDRESS OF PRIVATE CATALOG CONTROL BLOCK CHAIN (VSAM) ICB434
208	(D0)	ADDRESS	4	JSCBTCBP	- ADDRESS OF INITIATOR'S TCB (VSAM) ICB434
212	(D4)	ADDRESS	4	JSCBIJSC	- ADDRESS OF JSCB OF THE INITIATOR THAT ATTACHED THIS JOB STEP (OS/VS1) MDC003
216	(D8)	ADDRESS	4	JSCBDBTB	- ADDRESS OF THE DEB TABLE FOR THIS JOB STEP (OS/VS1) MDC029
220	(DC)	CHARACTER	4	JSCBID	- JOB SERIAL NUMBER (OS/VS1)
224	(E0)	ADDRESS	4	JSCBDCB(0)	- ADDRESS OF DCB FOR DATA SET CONTAINING SCHEDULER TABLES FOR THIS JOB
224	(E0)	BITSTRING	1	JSCRSV02	- RESERVED
225	(E1)	ADDRESS	3	JSCBDCBA	- ADDRESS OF DCB FOR DATA SET CONTAINING SCHEDULER TABLES FOR THIS JOB
228	(E4)	SIGNED	1	JSCBSTEP	- CURRENT STEP NUMBER. THE FIRST STEP IS NUMBER 1.

Table 543. Structure IEZJSCB (continued)

Offset Dec	Offset Hex	Type	Len	Name(Dim)	Description
229	(E5)	BITSTRING	3	JSCRSV03	- RESERVED
232	(E8)	ADDRESS	4	JSCBSECB	- ECB FOR COMMUNICATION BETWEEN MAIN STORAGE SUPERVISOR AND THE INITIATOR WHILE WAITING FOR A REGION.
236	(EC)	BITSTRING	1	JSCB0PTS	- OPTION SWITCHES
		1... ....		JSCRSV04	"X'80',,C'X'" - RESERVED
		.1.. ....		JSCRSV05	"X'40',,C'X'" - RESERVED
		..1. ....		JSCBLONG	"X'20'" - THE PARTITION CANNOT BE REDEFINED BECAUSE THE JOB OCCUPYING IT IS DEFINED AS LONG RUNNING (OS/VS1) ICB351
		...1 ....		JSCRSV06	"X'10',,C'X'" - RESERVED
		.... 1...		JSCRSV07	"X'08',,C'X'" - RESERVED
		.... .1..		JSCBTIOD	"X'04'" - WHEN SET BY PROGRAM, EXCLUSIVE ENQS FOR THE SYSZTIOT RESOURCE MAY DEFER TO SHARED REQUESTS.
		.... ..1.		JSCSIOTS	"X'02'" - CHECKPOINT MUST SCAN SIOT MDC018
		.... ...1		JSCBAUTH	"X'01'" - The step represented by this JSCB is authorized to issue the MODESET macro instruction. Although this bit has been designated PI, IBM recommends that very careful design consideration be given to its use. To avoid the likelihood of creating a system integrity exposure, do not turn on JSCBAUTH.
237	(ED)	CHARACTER	6	JSCBCRB6	- LOW ORDER 6 BYTES OF THE SHR RBA USED FOR CONTINUE RESTART. THE HIGH ORDER 2 BYTES OF THIS RBA RESIDE IN JSCBCRB2.
243	(F3)	BITSTRING	1	JSCBSWT1	- STATUS SWITCHES (OS/VS2) ICB351
		1... ....		JSCBPASS	"X'80'" - WHEN THIS BIT IS SET TO ONE AND A CORRESPONDING BIT IN THE DCB IS SET TO ONE, OPEN WILL BYPASS PASSWORD PROTECTION FOR THE DATA SET BEING OPENED (OS/VS2). ALTHOUGH THIS BIT HAS BEEN DESIGNATED PSPI, IBM RECOMMENDS THAT VERY CAREFUL DESIGN CONSIDERATION BE GIVEN TO ITS USE.
		.1.. ....		JSCBUNIN	"X'40'" - When ON, indicates that Allocation received control directly from the Initiator. Set/Reset by IEFBB410
		..1. ....		JSCRSV12	"X'20',,C'X'" - RESERVED
		...1 ....		JSCRSV13	"X'10',,C'X'" - RESERVED
		.... 1...		JSCRSV14	"X'08',,C'X'" - RESERVED
		.... .1..		JSCRSV15	"X'04',,C'X'" - RESERVED
		.... ..1.		JSCRSV16	"X'02',,C'X'" - RESERVED
		.... ...1		JSCBPMMSG	"X'01'" - A MESSAGE HAS BEEN ISSUED BECAUSE THE DUMP DATA SET WAS NOT SUCCESSFULLY OPENED. PREVENTS USE OF MULTIPLE SMB'S FOR MULTIPLE OPEN FAILURES IN JOB STEP. (OS/VS2) ICB351
244	(F4)	ADDRESS	4	JSCBQMPI	- ADDRESS OF THE QUEUE MANAGER PARAMETER AREA (QMPA) FOR THE JOB'S INPUT QUEUE TABLE ENTRIES (OS/VS2)
248	(F8)	ADDRESS	4	JSCBJESW	- ADDRESS OF THE JES WORKAREA
252	(FC)	CHARACTER	4	JSCBWTP(0)	- WRITE-TO-PROGRAMMER (WTP) DATA



Table 543. Structure IEZJSCB (continued)

Offset Dec	Offset Hex	Type	Len	Name(Dim)	Description
252	(FC)	BITSTRING	1	JSCBWTFG	- FLAGS USED BY WTP SUPPORT
		1... ....		JSCBIOFG	"X'80'" - THE PREVIOUS WTP I/O OPERATION HAD AN I/O ERROR
		.1.. ....		JSCBRET	"X'40'" - TEXT BREAKING INDICATOR, ADDITIONAL MESSAGE TEXT SCANNING REQUIRED (OS/VSI) ICB470
		..1. ....		JSCBBMO	"X'20'" - Buffer Messages Only flag. Set by IEFAB4B2 when an SMS Message is being processed that is being directed to the Programmer when Monitor Status is active. Checked by IEEAB400 to avoid a WTO that was already issued by IEFAB4B2.
		...1 ....		JSCRSV19	"X'10',,C'X'" - RESERVED
		.... 1...		JSCRSV20	"X'08',,C'X'" - RESERVED
		.... .1..		JSCRSV21	"X'04',,C'X'" - RESERVED
		.... ..1.		JSCRSV22	"X'02',,C'X'" - RESERVED
		.... ...1		JSCRSV23	"X'01',,C'X'" - RESERVED
253	(FD)	SIGNED	1	JSCBWTSP	- NUMBER OF THE LAST JOB STEP TO ISSUE WTP
254	(FE)	SIGNED	2	JSCBPMG	- NUMBER OF WTP OPERATIONS ISSUED FOR THE STEP IDENTIFIED BY JSCBWTSP
256	(100)	ADDRESS	4	JSCBCSCB	- ADDRESS OF COMMAND SCHEDULING CONTROL BLOCK (CSCB) USED TO PROCESS COMMANDS RECEIVED FOR THIS JOB STEP ICB351
256	(100)	X'48'	0	JSCBS1LN	"(*-JSCBSEC1)" - LENGTH OF SECTION 1
SECTION 2 DATA ITEMS USED ONLY IN OS/VSI					
256	(100)	X'104'	0	JSCBSEC2	"*" - START OF JSCB SECTION 2 ICB351
CURRENTLY NO OS/VSI ONLY DATA ITEMS ICB351					
256	(100)	X'0'	0	JSCBS2LN	"(*-JSCBSEC2)" - LENGTH OF SECTION 2 ICB351
SECTION 3 DATA ITEMS USED ONLY IN OS/VSI					
260	(104)	X'104'	0	JSCBSEC3	"*" - START OF JSCB SECTION 3 ICB351
260	(104)	SIGNED	4	JSCBJCT(0)	- Structure containing SVA of JCT
260	(104)	BITSTRING	1	JSCRSV24	- RESERVED ICB351
261	(105)	CHARACTER	3	JSCJCTP(0)	- ALIAS FOR JSCBJCTA MDC025
261	(105)	CHARACTER	3	JSCBJCTA	- SVA of JCT, use SWAREQ to convert to a pointer
264	(108)	ADDRESS	4	JSCBPSCB	- ADDRESS OF TSO PROTECTED STEP CONTROL BLOCK
268	(10C)	SIGNED	2	JSCBASID(0)	- ADDRESS SPACE IDENTIFIER (MDC028) YM0446
268	(10C)	SIGNED	2	JSCBTJID	- TSO TERMINAL JOB IDENTIFIER
270	(10E)	BITSTRING	1	JSCBFBYT	- FLAG BYTE (MDC300)
		1... ....		JSCBRV01	"X'80',,C'X'" - RESERVED
		.1.. ....		JSCBADSP	"X'40'" - AUTOMATIC DATA SET PROTECTION FOR THIS USER (MDC302)
		..1. ....		JSCBLGDF	"X'20',,C'X'" - IAZLGDAT invocation failed and IFA044I was issued for this job (was JSCBRV02)

Table 543. Structure IEZJSCB (continued)

Offset Dec	Offset Hex	Type	Len	Name(Dim)	Description
		...1 ....		JSCBRV03	"X'10' , , C'X'" - RESERVED
		.... 1...		JSCBSJFY	"X'08'" - Used by BB131
		.... .1..		JSCBSJFN	"X'04'" - Used by BB131
		.... ..1.		JSCBRV06	"X'02' , , C'X'" - RESERVED
		.... ...1		JSCBRV07	"X'01' , , C'X'" - RESERVED
271	(10F)	BITSTRING	1	JSCBRV08	- RESERVED
272	(110)	SIGNED	4	JSCBIECB	- ECB USED FOR COMMUNICATION BETWEEN DYNAMIC ALLOCATION AND THE INITIATOR IN ORDER TO PERFORM DATA SET INTEGRITY
276	(114)	CHARACTER	8	JSCBJRBA	- JOB JOURNAL RELATIVE BYTE ADDRESS (RBA) (MDC031) YM7086
284	(11C)	ADDRESS	4	JSCBALOC	- ADDRESS OF THE ALLOCATION WORK AREA
288	(120)	ADDRESS	4	JSCBJNL(0)	- INITIATOR JSCB ONLY - ADDRESS OF JSCB FOR STEP BEING INITIATED. OTHERWISE, ZERO ICB431
288	(120)	BITSTRING	1	JSCBJJSB	- JOB JOURNAL STATUS INDICATORS ICB332
		1... ....		JSCBJNLN	"X'80'" - NOTHING SHOULD BE WRITTEN IN JOURNAL ICB332
		.1.. ....		JSCBJNLF	"X'40'" - NO JOB JOURNAL MDC017
		..1. ....		JSCBJNLE	"X'20'" - ERROR IN JOURNAL, DO NOT WRITE ICB332
EQU X'10' - RESERVED (WAS JSCBJSBJ) MDC001					
		.... 1...		JSCBJSBI	"X'08'" - JOB HAS NOT ENTERED ALLOCATION FOR THE FIRST TIME ICB332
		.... .1..		JSCBJSBA	"X'04'" - JOB HAS ENTERED ALLOCATION ICB332
		.... ..1.		JSCBJSBX	"X'02'" - JOB HAS COMPLETED ALLOCATION ICB332
		.... ...1		JSCBJSBT	"X'01'" - JOB HAS ENTERED TERMINATION ICB332
289	(121)	ADDRESS	3	JSCBJNLA	- INITIATOR JSCB ONLY - ADDRESS OF JSCB FOR STEP BEING INITIATED. OTHERWISE, ZERO ICB431
292	(124)	ADDRESS	4	JSCBJNLR	- POINTER TO JOB JOURNAL RPL MDC023
296	(128)	ADDRESS	4	JSCBSMLR	- ADDRESS OF SYSTEM MESSAGE DATA SET RPL MDC024
300	(12C)	ADDRESS	4	JSCBSUB(0)	- ADDRESS OF JES-SUBTL FOR THIS JOB STEP ICB333
300	(12C)	BITSTRING	1	JSCRSV31	- RESERVED ICB333
301	(12D)	ADDRESS	3	JSCBSUBA	- ADDRESS OF JES-SUBTL FOR THIS JOB STEP ICB333
304	(130)	SIGNED	2	JSCBSON0	- THE NUMBER OF SYSOUT DATA SETS PLUS ONE ICB335
306	(132)	CHARACTER	2	JSCBCRB2	- HIGH ORDER 2 BYTES OF THE SHR RBA USED FOR CONTINUE RESTART. THE LOW ORDER 6 BYTES OF THIS RBA RESIDE IN JSCBCRB6.
308	(134)	CHARACTER	8	JSCBFRBA	- RELATIVE BYTE ADDRESS (RBA) OF THE FIRST JOURNAL BLOCK (MDC032) YM7086
316	(13C)	ADDRESS	4	JSCBSSIB	- ADDRESS OF THE SUBSYSTEM IDENTIFICATION BLOCK MDC021

Table 543. Structure IEZJSCB (continued)

Offset Dec	Offset Hex	Type	Len	Name (Dim)	Description
320	(140)	ADDRESS	4	JSCDSABQ	- Address of QDB for DSAB chain. This field is an interface only for using the value to construct the SYSZTIOT resource name.
324	(144)	SIGNED	4	JSCGDDNO	- Counter used by Dynamic Allocation to generate DD names
328	(148)	SIGNED	4	JSCSCT(0)	- Structure containing SVA of SCT
328	(148)	BITSTRING	1	JSCRSV55	- RESERVED
329	(149)	CHARACTER	3	JSCSCTP	- SVA of SCT, use SWAREQ to convert to a pointer
332	(14C)	ADDRESS	4	JSCMTCOR	- ADDRESS OF TIOT MAIN STORAGE MANAGEMENT AREA MDC010
336	(150)	ADDRESS	4	JSCBVATA	- ADDRESS OF VAT USED DURING SYSTEM RESTART OR AUTOMATIC RESTART MDC011
340	(154)	SIGNED	2	JSCRSV08	- Reserved, was JSCDDNNO
342	(156)	SIGNED	2	JSCBODNO	- COUNTER USED BY DYNAMIC OUTPUT TO GENERATE OUTPUT DESCRIPTOR NAMES. THIS NUMBER INCREASES OVER THE LIFE OF THE JOB AND WRAPS.
344	(158)	SIGNED	2	JSCDDNUM	- NUMBER OF DD ENTRIES CURRENTLY ALLOCATED INCLUDING IN USE AND NOT IN USE ENTRIES MDC022
346	(15A)	BITSTRING	1	JSCRSV33	- RESERVED MDC019
347	(15B)	SIGNED	1	JSCBSWSP	- SWA SUBPOOL MDC015
348	(15C)	ADDRESS	4	JSCBACT	- POINTER TO ACTIVE JSCB MDC014
352	(160)	ADDRESS	4	JSCRSV09	- Reserved, was JSCBUFTP
356	(164)	ADDRESS	4	JSCBEACB	- Address of event log ACB.
360	(168)	CHARACTER	8	JSCBPGMN(0)	- JOB STEP PROGRAM NAME (MDC304)
360	(168)	ADDRESS	4	JSCBECB1	- ADDR OF CANCEL ECB WHILE WAITING FOR A REGION (IEFSD363)
364	(16C)	ADDRESS	4	JSCBECB2	- ADDR OF WAIT FOR REGION ECB WHILE WAITING FOR A REGION (IEFSD263)
368	(170)	ADDRESS	4	JSCDSNQP	- Pointer to the first DSENQ Table
372	(174)	ADDRESS	4	JSCBCSCX	- ADDRESS OF CSCX EXTENSION TO CSCB
376	(178)	SIGNED	4	JSCAMCPL	- ALLOCATION MESSAGE CELLPOL ID
376	(178)	X'78'	0	JSCBS3LN	"(*-JSCBSEC3)" - LENGTH OF SECTION 3 ICB351
376	(178)	X'BC'	0	JSCBDISP	"(260-JSCBS1LN)" - DISPLACEMENT OF FIRST JSCB DATA BYTE
376	(178)	X'48'	0	JSCBAOS1	"JSCBS1LN+JSCBS2LN" - OS/VS1 JSCB LENGTH ICB351
376	(178)	X'C0'	0	JSCBAOS2	"JSCBS1LN+JSCBS3LN" - OS/VS2 JSCB LENGTH ICB332
END OF JSCB					

Table 544. Cross Reference for JSCB

Name	Offset	Hex Tag
IEZJSCB	0	
JSCAMCPL	178	
JSCBACT	15C	
JSCBADSP	10E	40

Table 544. Cross Reference for JSCB (continued)

Name	Offset	Hex Tag
JSCBALOC	11C	
JSCBAOS1	178	48
JSCBAOS2	178	C0
JSCBASID	10C	
JSCBAUTH	EC	1
JSCBBMO	FC	20
JSCBCRB2	132	
JSCBCRB6	ED	
JSCBCSCB	100	
JSCBCSCX	174	
JSCBDBTB	D8	
JSCBDCB	E0	
JSCBDCBA	E1	
JSCBDISP	178	BC
JSCBEACB	164	
JSCBECB1	168	
JSCBECB2	16C	
JSCBFBYT	10E	
JSCBFRBA	134	
JSCBID	DC	
JSCBIECB	110	
JSCBIJSC	D4	
JSCBIOFG	FC	80
JSCBJCT	104	
JSCBJCTA	105	
JSCBJESW	F8	
JSCBJJSB	120	
JSCBJNL	120	
JSCBJNLA	121	
JSCBJNLE	120	20
JSCBJNLF	120	40
JSCBJNLN	120	80
JSCBJNLR	124	
JSCBJRBA	114	
JSCBJSBA	120	4
JSCBJSBI	120	8
JSCBJSBT	120	1
JSCBJSBX	120	2
JSCBLGDF	10E	20

Table 544. Cross Reference for JSCB (continued)

Name	Offset	Hex Tag
JSCBLONG	EC	20
JSCBODNO	156	
JSCBOPTS	EC	
JSCBPASS	F3	80
JSCBPCC	CC	
JSCBPGMN	168	
JSCBPMG	FE	
JSCBPMSG	F3	1
JSCBPSCB	108	
JSCBQMPI	F4	
JSCBRET	FC	40
JSCBRV01	10E	80
JSCBRV03	10E	10
JSCBRV06	10E	2
JSCBRV07	10E	1
JSCBRV08	10F	
JSCBSECB	E8	
JSCBSEC1	BC	BC
JSCBSEC2	100	104
JSCBSEC3	104	104
JSCBSHR	C4	
JSCBSJFN	10E	4
JSCBSJFY	10E	8
JSCBSMLR	128	
JSCBSONO	130	
JSCBSSIB	13C	
JSCBSTEP	E4	
JSCBSUB	12C	
JSCBSUBA	12D	
JSCBSWSP	15B	
JSCBSWT1	F3	
JSCBS1LN	100	48
JSCBS2LN	100	0
JSCBS3LN	178	78
JSCBTCBP	D0	
JSCBTCB	C8	
JSCBTIOD	EC	4
JSCBTJID	10C	
JSCBUNIN	F3	40

Table 544. Cross Reference for JSCB (continued)

Name	Offset	Hex Tag
JSCBVATA	150	
JSCBWTFG	FC	
JSCBWTP	FC	
JSCBWTSP	FD	
JSCDDNUM	158	
JSCDSABQ	140	
JSCDSNQP	170	
JSCGDDNO	144	
JSCHPCE	C0	
JSCHPCEA	C1	
JSCJCTP	105	
JSCRSV01	BC	
JSCRSV02	E0	
JSCRSV03	E5	
JSCRSV04	EC	80
JSCRSV05	EC	40
JSCRSV06	EC	10
JSCRSV07	EC	8
JSCRSV08	154	
JSCRSV09	160	
JSCRSV12	F3	20
JSCRSV13	F3	10
JSCRSV14	F3	8
JSCRSV15	F3	4
JSCRSV16	F3	2
JSCRSV19	FC	10
JSCRSV20	FC	8
JSCRSV21	FC	4
JSCRSV22	FC	2
JSCRSV23	FC	1
JSCRSV24	104	
JSCRSV31	12C	
JSCRSV32	C0	
JSCRSV33	15A	
JSCRSV55	148	
JSCSCT	148	
JSCSCTP	149	
JSCSIOTS	EC	2
JSCMTCOR	14C	

# JSIPL information

## JSIPL programming interface information

JSIPL is a programming interface.

## JSIPL heading information

<b>Common name:</b>	Subsystem initialization parameter list
<b>Macro ID:</b>	IEFJSIPL
<b>DSECT name:</b>	JSIPL
<b>Owning component:</b>	Subsystem Interface (SC1B6)
<b>Eye-catcher ID:</b>	None
<b>Storage attributes:</b>	Subpool: 230 Key: 0
<b>Size:</b>	32 bytes
<b>Created by:</b>	IEFJSBLD
<b>Pointed to by:</b>	On entry to the initialization routine, register 1 points to a two-word parameter list and the second word points to IEFJSIPL.
<b>Serialization:</b>	None
<b>Function:</b>	Defines the subsystem initialization routine parameter list. This parameter list points to the user parameters specified in parmlib member IEFSSNxx, the IEFSSI macro, or the SETSSI command.

## JSIPL mapping

Table 545. Structure JSIPL

Offset Dec	Offset Hex	Type	Len	Name (Dim)	Description
0	(0)	STRUCTURE	0	JSIPL	
0	(0)	BITSTRING	1	JSILGTH	Length of the parameter list
1	(1)	BITSTRING	1	JSICONID	Reserved - always 0
2	(2)	BITSTRING	1	JSILGTPR	Length of the parameter string specified in the IEFSSNxx parmlib member, IEFSSI macro invocation, or SETSSI command that defined this subsystem. Length does not include any enclosing apostrophes, which are not passed to the initialization routine.
3	(3)	BITSTRING	1	JSIVER	Version of parameter list
4	(4)	ADDRESS	4	JSIADPR	Address of the parameter string specified in the IEFSSNxx parmlib member, IEFSSI macro invocation, or SETSSI command that defined this subsystem.
8	(8)	SIGNED	4	JSIRSV1	Reserved

Table 545. Structure JSIPL (continued)

Offset Dec	Offset Hex	Type	Len	Name (Dim)	Description
12	(C)	SIGNED	4	JSICNSID	Console id to be used when issuing WTOs. This field is not valid and is always 0 for subsystems defined through IEFSSNxx, IEFSSI, or SETSSI.
16	(10)	CHARACTER	8	JSICART	Command and response token. This field is not valid and is always 0 for subsystems defined through IEFSSNxx, IEFSSI, or SETSSI.
24	(18)	CHARACTER	8	JSICNAME	Console name to be used by subsystem initialization routine when issuing WTOs
24	(18)	X'20'	0	JSIPLGTH	"*-JSIPL" Length of initialization parameter list
24	(18)	X'1'	0	JSIVER1	"1" Version 1
24	(18)	X'2'	0	JSIVER2	"2" Version 2
24	(18)	X'2'	0	JSICVER	"JSIVER2" Current version number

Table 546. Cross Reference for JSIPL

Name	Offset	Hex	Tag
JSIADPR	4		
JSICART	10		
JSICNAME	18		
JSICNSID	C		
JSICONID	1		
JSICVER	18		2
JSILGTH	0		
JSILGTPR	2		
JSIPL	0		
JSIPLGTH	18		20
JSIRSV1	8		
JSIVER	3		
JSIVER1	18		1
JSIVER2	18		2

## JSPA information

### JSPA programming interface information

JSPA is a programming interface.

### JSPA heading information

<b>Common name:</b>	Job Separator Page Data Area
<b>Macro ID:</b>	IAZJSPA
<b>DSECT name:</b>	IAZJSPA or JSPA for the common section. JSPEXT for the JSPA extension.
<b>Owning component:</b>	JES Common Component (SC141)



**Eye-catcher ID:** 'JSPA'  
Offset: JSPAID-JSPA  
Length: 04

**Storage attributes:** Subpool: 230 (for JES2 and JES3),  
241 (for JES3),  
As defined by FSCBCBSP in IATYFSCB (for JES3)  
Key: 1  
Residency: For JES3 and JES2, anywhere (above or below 16M)  
if the FSS is running 31-bit mode, else below the  
16M line. Private storage in the FSS address space.

**Size:** JSPASIZE - Equate for the size of the common section  
(common section + JES section + user section),  
JSPESIZE - Equate for the size of the JSPA extension,  
JSPEJSPS - Equate for the size of the JSPA base  
section plus the size of one JSPA extension

**Created by:** The JES2 and JES3 Get Data Set (GETDS) routines.

**Pointed to by:** GDSJSPA field of the IAZFSIP data area  
For JES2, the JSPA is contained within the JOE  
Information Block (\$JIB) starting at label JIBJSPA.  
For JES3, the JSPA is contained within the FSI  
Service Request List (IATYSRL).

**Serialization:** None required

**Function:** IAZJSPA maps the JES Job Separator Page Data Area.  
The JSPA is used to transmit information about the  
returned data set to produce header and trailer pages  
in FSS-supplied exits.  
Extension areas may exist after the JSPA base as  
indicated by the JSPA1EXT bit of flag JSPAFLG1.  
The extension area begins at label JSPEXT.  
A header area is defined to prefix all extensions.  
The first halfword of this area (JSPEXNUM) is the  
number of extensions. The second halfword is the  
length of all extensions. The next four words are  
reserved for future use. Immediately following the  
header area is the first JSPA extension - the common  
area extension. To obtain the address of the  
extension header, add the content of JSPALEN to the  
address of the JSPA.  
For JES3, the JSPA resides within the Service Request  
List (IATYSRL). The SRL/JSPA is initially built in  
the FSS address space and then sent to the JES3  
Global address space through the SSISERV service.  
While in the JES3 address space, the SRL/JSPA  
resides within a Staging Area (IATYSTA).

## JSPA mapping

Table 547. Structure IAZJSPA

Offset Dec	Offset Hex	Type	Len	Name (Dim)	Description
0	(0)	STRUCTURE	0	IAZJSPA	
0	(0)	X'0'	0	JSPA	"IAZJSPA" ALTERNATE DSECT NAME
0	(0)	CHARACTER	4	JSPAID	JSPA PARAMETER LIST ID

Table 547. Structure IAZJSPA (continued)

Offset Dec	Offset Hex	Type	Len	Name(Dim)	Description
4	(4)	SIGNED	2	JSPALEN	LENGTH OF THE JSPA BASE (DOES NOT INCLUDE THE JSPA EXTENSION)
6	(6)	ADDRESS	1	JSPAFLG1	FLAG BYTE
		1... ....		JSPA1CON	"B'10000000'" OUTPUT GROUP CONTINUATION
		.1... ....		JSPA1EXT	"B'01000000'" EXTENSION AREA IS PRESENT
		..1. ....		JSPA1UND	"B'00100000'" USERID JSPCEUID UNDEFINED
		...1 ....		JSPA4DG	"B'00010000'" Device Number (JSPADEVA) in 4-Digit format
7	(7)	ADDRESS	1		RESERVED
8	(8)	CHARACTER	8	JSPAJBNM	JOB NAME
16	(10)	CHARACTER	8	JSPAJBID	JOB ID
24	(18)	CHARACTER	8	JSPADEVN	DEVICE NAME
32	(20)	CHARACTER	4	JSPADEVA	Device Address in EBCDIC
36	(24)	SIGNED	4	JSPAJMR	JMR ADDRESS
36	(24)	X'28'	0	JSPABEND	"*-JSPA" SIZE OF JSPA BASE SECTION
JES DEPENDENT SECTION - FIELDS DETERMINED BY THE JES					
40	(28)	SIGNED	4	JSPAJES(0)	JES DEPENDENT DATA AREA
40	(28)	CHARACTER	8	JSPJGRPN	OUTPUT GROUP NAME
48	(30)	SIGNED	2	JSPJGRP1	OUTPUT GROUP ID 1
50	(32)	SIGNED	2	JSPJGRP2	OUTPUT GROUP ID 2
52	(34)	CHARACTER	8	JSPJGRPD	OUTPUT GROUP DESTINATION NAME
60	(3C)	CHARACTER	4	JSPJRMNO	ROOM ROUTING NUMBER
64	(40)	CHARACTER	20	JSPJPNAM	PROGRAMMER NAME
84	(54)	CHARACTER	24	JSPJDSNM(0)	DATA SET NAME, FULLY QUALIFIED
84	(54)	CHARACTER	8	JSPJDSPN	DATA SET PROCEDURE NAME
92	(5C)	CHARACTER	8	JSPJDSSN	DATA SET STEP NAME
100	(64)	CHARACTER	8	JSPJDSDD	DATA SET DD NAME
108	(6C)	CHARACTER	1	JSPJSOCL	SYSOUT CLASS
109	(6D)	CHARACTER	1	JSPJPRI0	DATA SET PRIORITY
112	(70)	SIGNED	4	JSPJEND(0)	END OF JES DEPENDENT SECTION
112	(70)	X'48'	0	JSPJSIZE	"JSPJEND-JSPAJES" SIZE OF JES JSPA AREA
USER DEPENDENT SECTION - USER RELATED FIELDS					
112	(70)	SIGNED	4	JSPAUSER(0)	USER DEPENDENT DATA AREA
112	(70)	SIGNED	4	JSPAUSR1	RESERVED FOR USER
116	(74)	SIGNED	4	JSPAUSR2	RESERVED FOR USER
120	(78)	SIGNED	4	JSPUEND(0)	END OF USER DEPENDENT SECTION
120	(78)	X'8'	0	JSPUSIZE	"JSPUEND-JSPAUSER" SIZE OF USER JSPA AREA
120	(78)	SIGNED	4	JSPAEND(0)	END OF COMMON JSPA BASE
120	(78)	X'78'	0	JSPASIZE	"*-JSPA" SIZE OF JSPA (BASE, JES, USER)
120	(78)	X'78'	0	JSPABLEN	"JSPASIZE" SIZE OF JSPA (FOR SP 1.3.3)

Table 548. Structure JSPEXT

Offset Dec	Offset Hex	Type	Len	Name (Dim)	Description
0	(0)	STRUCTURE	0	JSPEXT	JSPA EXTENSION AREA
0	(0)	SIGNED	2	JSPEXNUM	NUMBER OF EXTENSIONS
2	(2)	SIGNED	2	JSPEXLEN	LENGTH OF ALL EXTENSIONS
4	(4)	SIGNED	4		RESERVED
8	(8)	SIGNED	4		RESERVED
12	(C)	SIGNED	4		RESERVED
16	(10)	SIGNED	4		RESERVED
16	(10)	X'14'	0	JSPEHSZE	"*-JSPEXT" JSPA EXTENSION AREA HEADER SIZE
20	(14)	SIGNED	4	JSPCEXT(0)	START OF COMMON EXTENSION
20	(14)	SIGNED	2	JSPCELEN	LENGTH OF COMMON EXTENSION AREA
22	(16)	SIGNED	2	JSPCEVSN	VERSION NUMBER
24	(18)	SIGNED	4	JSPCECID	COMMON AREA EXTENSION ID
24	(18)	X'1'	0	JSPCEXTI	"1" IBM COMMON EXTENSION
28	(1C)	CHARACTER	8	JSPCEUID	USERID
36	(24)	CHARACTER	8	JSPCESEC	SECURITY LABEL
44	(2C)	CHARACTER	53	JSPCEDSN	DATASET RESOURCE NAME
97	(61)	CHARACTER	3		RESERVED
100	(64)	SIGNED	4	JSPCESEG	SEGMENT ID
100	(64)	X'54'	0	JSPECSZE	"*-JSPCEXT" JSPA EXTENSION AREA COMMON SIZE
100	(64)	X'68'	0	JSPESIZE	"JSPEHSZE+JSPECSZE" JSPA EXTENSION HEADER PLUS EXTENSION COMMON AREA SIZE
100	(64)	X'E0'	0	JSPCEJSPS	"JSPASIZE+JSPESIZE" JSPA BASE PLUS JSPA EXTENSION SIZE
100	(64)	X'3'	0	JSPCEVNM	"3" CURRENT VERSION NUMBER

Table 549. Cross Reference for JSPA

Name	Offset	Hex Tag
IAZJSPA	0	
JSPA	0	0
JSPABEND	24	28
JSPABLEN	78	78
JSPADEVA	20	
JSPADEVN	18	
JSPAEND	78	
JSPAFLG1	6	
JSPAID	0	
JSPAJBID	10	
JSPAJBNM	8	
JSPAJES	28	
JSPAJMR	24	
JSPALEN	4	
JSPASIZE	78	78

Table 549. Cross Reference for JSPA (continued)

Name	Offset	Hex Tag
JSPAUSER	70	
JSPAUSR1	70	
JSPAUSR2	74	
JSPA1CON	6	80
JSPA1EXT	6	40
JSPA1UND	6	20
JSPA4DG	6	10
JSPCECID	18	
JSPCEDSN	2C	
JSPCELEN	14	
JSPCESEC	24	
JSPCESEG	64	
JSPCEUID	1C	
JSPCEVNM	64	3
JSPCEVSN	16	
JSPCEXT	14	
JSPCEXTI	18	1
JSPECSZE	64	54
JSPEHSZE	10	14
JSPEJSPS	64	E0
JSPE SIZE	64	68
JSPEXLEN	2	
JSPEXNUM	0	
JSPEXT	0	
JSPJDSDD	64	
JSPJDSNM	54	
JSPJDSPN	54	
JSPJDSSN	5C	
JSPJEND	70	
JSPJGRPD	34	
JSPJGRPN	28	
JSPJGRP1	30	
JSPJGRP2	32	
JSPJPNAM	40	
JSPJPRI0	6D	
JSPJRMNO	3C	
JSPJSIZE	70	48
JSPJSOCL	6C	
JSPUEND	78	

Table 549. Cross Reference for JSPA (continued)

Name	Offset	Hex Tag
JSPUSIZE	78	8

## LCCA information

### LCCA programming interface information

**ONLY** the following fields are part of the programming interface information:

- LCCAC063
- LCCALCCX
- LCCASRBC
- LCCASTFL
- LCCATCBC
- LCCAWTD
- LCCAWTIM

### LCCA heading information

<b>Common name:</b>	Logical Configuration Communication Area
<b>Macro ID:</b>	IHALCCA
<b>DSECT name:</b>	LCCA
<b>Owning component:</b>	Supervisor Control (SC1C5)
<b>Eye-catcher ID:</b>	LCCA Offset: 0 Length: 4
<b>Storage attributes:</b>	Subpool: 239 Key: 0
<b>Size:</b>	OFFSET OF LCCAEND MINUS THE OFFSET OF LCCA
<b>Created by:</b>	IEAVNIPO IEEVCPR
<b>Pointed to by:</b>	PSALCCAV field of the PSA data area PSALCCAR field of the PSA data area LCCATxxP field of the LCCAVT data area (where xx is the processor number) LCCADCPU field of the LCCA data area (failing processor's LCCA) LCCARCPU field of the LCCA data area (recovering processor's LCCA)
<b>Serialization:</b>	Disablement
<b>Function:</b>	Contains processor related data.

## LCCA mapping

Table 550. Structure LCCA

Offset Dec	Offset Hex	Type	Len	Name(Dim)	Description
0	(0)	STRUCTURE	0	LCCA	
0	(0)	CHARACTER	4	LCCALCCA	- CONTROL BLOCK ACRONYM IN EBCDIC
4	(4)	SIGNED	2	LCCACPUA	- LOGICAL CPU ADDRESS
6	(6)	SIGNED	2	LCCACAFM	- BIT MASK CORRESPONDING TO LOGICAL CPU ADDRESS. This mask covers only CPUs 0-15 and can be used only for CPU affinity checking
8	(8)	SIGNED	4	LCCAPGR1(16)	- PROGRAM FLIH RECURSION REGISTER SAVE AREA 1
72	(48)	CHARACTER	64	LCCAPGA2(0)	- Same as LCCAPGR2
72	(48)	SIGNED	4	LCCAPGR2(16)	- PROGRAM FLIH MAIN ENTRY REGISTER SAVE AREA (MDC346)
136	(88)	BITSTRING	8	LCCAPPSW	- PROGRAM FLIH MAIN ENTRY PSW SAVE AREA
144	(90)	SIGNED	4	LCCAPINT(0)	- PROGRAM FLIH MAIN ENTRY ILC AND INTERRUPT CODE SAVE AREA
144	(90)	BITSTRING	1		- RESERVED - SET TO 0
145	(91)	BITSTRING	1	LCCAPILC	- INSTRUCTION LENGTH CODE
146	(92)	BITSTRING	1	LCCAPEEC	- EXCEPTION - EXTENSION CODE
		.... ..1.		LCCAPITX	"X'02'" Program Interrupt within Transactional Execution
147	(93)	BITSTRING	1	LCCAPICD	- PROGRAM INTERRUPT CODE
		1... ....		LCCAPPER	"X'80'" - PER BIT IN INTERRUPT CODE
		.1... ....		LCCAPMC	"X'40'" - MC BIT IN INTERRUPT CODE
148	(94)	SIGNED	4	LCCAPVAD(0)	- PROGRAM FLIH MAIN ENTRY TRANSLATION EXCEPTION ADDRESS SAVE AREA
148	(94)	BITSTRING	3		- FIRST THREE BYTES OF ADDRESS
		1... ....		LCCAPVXM	"X'80'" - TEA MODE STATE 0 = PRIMARY 1 = SECONDARY (MDC338)
151	(97)	BITSTRING	1	LCCAPDXC(0)	- Data exception code for PI 7
151	(97)	BITSTRING	1	LCCAPSTD	- LAST BYTE OF LCCAPVAD
		.... ....		LCCAPSTP	"X'00'" - THE PRIMARY STD WAS USED
		.... ..1		LCCAPSTA	"X'01'" - THE STD WAS AR QUALIFIED
		.... ..1.		LCCAPSTS	"X'02'" - THE SECONDARY STD WAS USED
		.... ..11		LCCAPSTH	"X'03'" - THE HOME STD WAS USED
		1... ....		LCCAPV56	"X'80'" - Bit 56 of 8-byte TEID
		.... 1...		LCCAPV60	"X'08'" - Bit 60 of 8-byte TEID
		.... .1..		LCCAPV61	"X'04'" - Bit 61 of 8-byte TEID
		.... .1..		LCCASOPI	"X'04'" - Part of Suppression-on-Protection indicator
152	(98)	BITSTRING	1	LCCAPICC	- LCCAPICD without PER bit.
153	(99)	BITSTRING	1	LCCADSF3	- More dispatcher flags. Serialized by having no other bits in the byte.
		1... ....		LCCAVCPU	"X'80'" - VARY CPU IN PROGRESS
154	(9A)	SIGNED	2	LCCAUWQDEGRAN	- Used by IEAVWUQD to remember whether EGR ran. Contains 0 if EGR did not run, and 4 if EGR ran.
156	(9C)	SIGNED	4	LCCACR0	- WORK AREA FOR TESTING BITS IN CONTROL REGISTER 0

Table 550. Structure LCCA (continued)

Offset Dec	Offset Hex	Type	Len	Name (Dim)	Description
160	(A0)	SIGNED	4	LCCAPGR3(16)	- PROGRAM FLIH RECURSION REGISTER SAVE AREA 3
224	(E0)	BITSTRING	64	LCCAPAR2(0)	- PROGRAM FLIH MAINLINE ACCESS REGISTER SAVEAREA 2
224	(E0)	SIGNED	4	LCCAP2A0	- ACCESS REGISTER 0
228	(E4)	SIGNED	4	LCCAP2A1	- ACCESS REGISTER 1
232	(E8)	SIGNED	4	LCCAP2A2	- ACCESS REGISTER 2
236	(EC)	SIGNED	4	LCCAP2A3	- ACCESS REGISTER 3
240	(F0)	SIGNED	4	LCCAP2A4	- ACCESS REGISTER 4
244	(F4)	SIGNED	4	LCCAP2A5	- ACCESS REGISTER 5
248	(F8)	SIGNED	4	LCCAP2A6	- ACCESS REGISTER 6
252	(FC)	SIGNED	4	LCCAP2A7	- ACCESS REGISTER 7
256	(100)	SIGNED	4	LCCAP2A8	- ACCESS REGISTER 8
260	(104)	SIGNED	4	LCCAP2A9	- ACCESS REGISTER 9
264	(108)	SIGNED	4	LCCAP2AA	- ACCESS REGISTER 10
268	(10C)	SIGNED	4	LCCAP2AB	- ACCESS REGISTER 11
272	(110)	SIGNED	4	LCCAP2AC	- ACCESS REGISTER 12
276	(114)	SIGNED	4	LCCAP2AD	- ACCESS REGISTER 13
280	(118)	SIGNED	4	LCCAP2AE	- ACCESS REGISTER 14
284	(11C)	SIGNED	4	LCCAP2AF	- ACCESS REGISTER 15
288	(120)	BITSTRING	128	(0)	- LCCARSCR/PCR2
288	(120)	BITSTRING	128	LCCAPCR3(0)	- PROGRAM FLIH RECURSION MC CONTROL REGISTER SAVEAREA 3
288	(120)	DBL WORD	8	LCCAP3C0	- CONTROL REGISTER 0
296	(128)	DBL WORD	8	LCCAP3C1	- CONTROL REGISTER 1
304	(130)	DBL WORD	8	LCCAP3C2	- DUCT ORIGIN ADDRESS (CR2) - 1
312	(138)	BITSTRING	16	LCCAP3XM(0)	- XM CRs
312	(138)	DBL WORD	8	LCCAP3C3(0)	- CONTROL REGISTER 3
312	(138)	SIGNED	4		- SASTE SN
316	(13C)	SIGNED	2	LCCAPX3K	- PROGRAM KEY MASK
318	(13E)	SIGNED	2	LCCAPX3S	- SASN
320	(140)	DBL WORD	8	LCCAP3C4(0)	- CONTROL REGISTER 4
320	(140)	SIGNED	4		- PASTE SN
324	(144)	SIGNED	2	LCCAPX3A	- AX
326	(146)	SIGNED	2	LCCAPX3P	- PASN
328	(148)	DBL WORD	8	LCCAP3C5	- ASTE REAL ADDRESS (CR5)
336	(150)	DBL WORD	8	LCCAP3C6	- CONTROL REGISTER 6
344	(158)	DBL WORD	8	LCCAP3C7	- CONTROL REGISTER 7
352	(160)	DBL WORD	8	LCCAP3C8(0)	- CONTROL REGISTER 8
352	(160)	SIGNED	4		- Unused
356	(164)	SIGNED	2	LCCAPEX3	- EAX VALUE (LH CR8)
358	(166)	SIGNED	2		- SECOND HALF OF CR8
360	(168)	DBL WORD	8	LCCAP3C9	- CONTROL REGISTER 9
368	(170)	DBL WORD	8	LCCAP3CA	- CONTROL REGISTER 10
376	(178)	DBL WORD	8	LCCAP3CB	- CONTROL REGISTER 11
384	(180)	DBL WORD	8	LCCAP3CC	- CONTROL REGISTER 12

Table 550. Structure LCCA (continued)

Offset Dec	Offset Hex	Type	Len	Name(Dim)	Description
392	(188)	DBL WORD	8	LCCAP3CD	- CONTROL REGISTER 13
400	(190)	DBL WORD	8	LCCAP3CE	- CONTROL REGISTER 14
408	(198)	DBL WORD	8	LCCAP3CF	- PROGRAM FLIH RECURSION LINKAGE STACK ADDRESS SAVEAREA 3 (CR15)
416	(1A0)	ADDRESS	4	LCCADSA2	- REAL ADDRESS OF THE DATA SPACE ASTE CAUSING THE FAULT.
420	(1A4)	BITSTRING	4	LCCASHRL(0)	- Shared lock bits
420	(1A4)	BITSTRING	1	LCCASHRL_0	Byte 0
		1... ..		LCCATRAC	"X'80'" - TRACE lock is held as shared
		.1.. ..		LCCARSM	"X'40'" - RSM lock is held as shared
		..1. ....		LCCAIOSL	"X'20'" - IOS lock is held as shared
		...1 ....		LCCAXCFQ	"X'10'" - XCFQ lock is held as shared
		.... 1...		LCCAIOSU	"X'08'" - IOSLUT lock is held as shared
		.... .1..		LCCAIXSH	"X'04'" - IXLSHR lock is held as shared
		.... ..1.		LCCAWLMQ	"X'02'" - WLMQ lock is held as shared
		.... ...1		LCCAREGS	"X'01'" - REGSRV lock is held as shared
421	(1A5)	BITSTRING	1	LCCASHRL_1	Byte 1
		1... ..		LCCAGRSI	"X'80'" - GRSINT lock is held as shared
		.1.. ..		LCCASRME	"X'40'" - SRMENQ lock is held as shared
		..1. ....		LCCADNU2	"X'20'" - DONOTUS2 lock is held as shared
422	(1A6)	BITSTRING	1	LCCASHRL_2	Byte 2
		1... ..		LCCARSMAD	"X'80'" RSMAD lock is held as shared
		.1.. ..		LCCARSMXM	"X'40'" RSMXM lock is held as shared
		..1. ....		LCCARSMST	"X'20'" RSMST lock is held as shared
		...1 ....		LCCARSMCM	"X'10'" RSMCM lock is held as shared
423	(1A7)	BITSTRING	1	LCCASHRL_3	Byte 3
424	(1A8)	DBL WORD	8	LCCA_PARTIALCPUMASK	64-BIT partial CPU BIT MASK, USE WITH LCCA_PartialCpuMaskOffset TO OBTAIN A COMPLETE MASK
424	(1A8)	DBL WORD	8	LCCA_CPU_ADDRESS_MASK	64-BIT CPU BIT MASK, USE WITH LCCA_CPU_ADDRESS_MASK_OFFSET TO OBTAIN A COMPLETE MASK
424	(1A8)	X'1A8'	0	LCCA_CPU_ADDRESS_MASK32	"LCCA_CPU_ADDRESS_MASK,4,C'X'" 32-bit mask with bit on for this CPU
424	(1A8)	X'1A8'	0	LCCA_CPU_AFFINITY_MASK	"LCCA_CPU_ADDRESS_MASK,2,C'X'" 16-bit mask for CPUs 0-15 for affinity checking
432	(1B0)	BITSTRING	20	LCCASEML(0)	- Shared/Exclusive lock area
It is necessary for system performance that LCCASEML be in the same cache line as LCCASHRL					
432	(1B0)	ADDRESS	4	LCCARSMAD_LWA	- Lockword Address for RSMAD lock
436	(1B4)	ADDRESS	4	LCCARSMXM_LWA	- Lockword Address for RSMXM lock
440	(1B8)	ADDRESS	4	LCCARSMST_LWA	- Lockword Address for RSMST lock
444	(1BC)	ADDRESS	4	LCCARSMCM_LWA	- Lockword Address for RSMCM lock



Table 550. Structure LCCA (continued)

Offset Dec	Offset Hex	Type	Len	Name(Dim)	Description
448	(1C0)	ADDRESS	4	LCCADNU2_LWA	- Lockword Address for DONOTUS2 lock
If more LWA's are added, evaluate if IEAVELKX needs to deal with them as it does the 4 RSM LWA's					
452	(1C4)	BITSTRING	20	LCCAR1D4	- Reserved (use from the start for other LWAs, or from the end for other things)
472	(1D8)	BITSTRING	8	LCCAPSW3	- PROGRAM FLIH PSW SAVE AREA (MDC346)
480	(1E0)	SIGNED	4	LCCAINGR(8)	- INTERSECT REGISTER SAVE AREA (MDC325)
512	(200)	SIGNED	2	LCCABBCT	- COUNT OF THE NUMBER OF TIMES BIND BREAK HAS ENABLED
514	(202)	SIGNED	2	LCCAWFCT	- Bind Break Window Function Count - Incremented by code which opens an EMS window after it has completed its function
516	(204)	SIGNED	4	LCCAMCR0	- MACHINE CHECK FLIH CR0 SAVE AREA (MDC312)
		...1 ....		LCCAMPEN	"X'10'" - IF 0, PSA PROTECT DISABLED. IF 1, PSA PROTECT ENABLED. BIT IS IN HIGH-ORDER BYTE OF LCCAMCR0. (MDC315)
520	(208)	BITSTRING	4	LCCAIHRC(0)	- GENERAL FLIH RECURSION FLAGS
520	(208)	BITSTRING	1	LCCAIHR1	- FIRST BYTE OF LCCAIHRC
		1... ....		LCCAXRC1	"X'80'" - EXTERNAL FLIH RECURSION BIT 1
		.1.. ....		LCCAXRC2	"X'40'" - EXTERNAL FLIH RECURSION BIT 2
521	(209)	BITSTRING	1	LCCAIHR2	- SECOND BYTE OF LCCAIHRC
522	(20A)	BITSTRING	1	LCCAIHR3	- THIRD BYTE OF LCCAIHRC
523	(20B)	BITSTRING	1	LCCAIHR4	- FOURTH BYTE OF LCCAIHRC
524	(20C)	BITSTRING	4	LCCASPIN(0)	- PROCESSOR IS SPINNING INDICATORS
524	(20C)	BITSTRING	1	LCCASPN1	- FIRST BYTE OF LCCASPIN
		1... ....		LCCASIGS	"X'80'" - IEAVSIGP SPIN BIT
		.1.. ....		LCCAERIS	"X'40'" - IEAVERI SPIN BIT
		..1. ....		LCCALOCK	"X'20'" - LOCK MANAGER SPIN BIT
		...1 ....		LCCATSPN	"X'10'" - SIMULATES SPIN FOR TIMER SUPERVISOR AT VARY TIME
		.... 1..		LCCARSTR	"X'08'" - USED BY A PROGRAM SPINNING FOR THE RESTART RESOURCE MDC035
		.... ..1.		LCCAIINT	"X'02'" - INTERSECT FUNCTION SPIN BIT (MDC308)
		.... ...1		LCCAEXSN	"X'01'" - SPIN BIT FOR EXCESSIVE SPIN NOTIFICATION ROUTINE IEEVEXSN (MDC330)
525	(20D)	BITSTRING	1	LCCASPN2	- SECOND BYTE OF LCCASPIN
		1... ....		LCCAMSF	"X'80'" - MSSFCALL SVC SPIN CONDITION.
		.1.. ....		LCCACHAP	"X'40'" - ASCBCHAP SPIN BIT
		..1. ....		LCCACPUR	"X'20'" - TIMER SPIN BIT
		...1 ....		LCCASTAS	"X'10'" - STATUS SPIN BIT
		.... 1..		LCCAESPN	"X'08'" - IEAVESPN SPIN BIT
		.... .1..		LCCASTST	"X'04'" - CPU/VF STOP/START spin bit IEEVCVSR
		.... ..1.		LCCASXLS	"X'02'" - XLS spin bit

Table 550. Structure LCCA (continued)

Offset Dec	Offset Hex	Type	Len	Name (Dim)	Description
526	(20E)	BITSTRING	1	LCCASPN3	- THIRD BYTE OF LCCASPIN
527	(20F)	BITSTRING	1	LCCASPN4	- FOURTH BYTE OF LCCASPIN
528	(210)	BITSTRING	8	LCCATOD(0)	- OWNERSHIP: SUPERVISOR SERIALIZATION: NONE
528	(210)	SIGNED	4	LCCATODH	- STCK WORK AREA - HIGH ORDER WORD
532	(214)	SIGNED	4	LCCATODL	- STCK WORK AREA - LOW ORDER WORD
536	(218)	ADDRESS	4	LCCACPUS	- POINTER TO CPU WORK/SAVE AREA VECTOR TABLE
540	(21C)	BITSTRING	1	LCCADSF1	- DISPATCHER STATUS INDICATOR BYTE 1 SPECIAL EXIT FLAGS
		1... ....		LCCAACR	"X'80'" - ACR IN PROGRESS
		.1.. ....		LCCASPECIALEXITWTI	"X'40'" - This CPU received a WTI.
		..1. ....		LCCAETSC	"X'20'" - TOD SYNC CHECKS SHOULD BE ENABLED
		...1 ....		LCCATIMR	"X'10'" - CPU'S TOD CLOCK IS TO BE OR IS BEING SYNCHRONIZED MDC011
		.... 1...		LCCATSMC	"X'08'" - TOD SYNC CHECK THRESHOLD HAS BEEN EXCEEDED
		.... .1..		LCCASVC6	"X'04'" - Dispatcher entry DSSRBRTN was spinning for the global intersect.
		.... ..1.		LCCATCT2	"X'02'" - Dispatcher entry IEAVDSTC was spinning for the global intersect.
		.... ...1		LCCABIND	"X'01'" - Dispatcher, external FLIH, or Bind Break is requested to complete a Bind Break on this CPU
541	(21D)	BITSTRING	1	LCCADSF2	- DISPATCHER STATUS INDICATOR BYTE 2 SPECIAL EXIT FLAGS
		1... ....		LCCASRBM	"X'80'" - SRB MODE INDICATOR
		.1.. ....		LCCAPARK	"X'40'" - CPU is parked
		..1. ....		LCCASSRB	"X'20'" - DISPATCHER SSRB PATH FOOTPRINT
		...1 ....		LCCAEUTS	"X'10'" - EUTSAVE SUBROUTINE FOOTPRINT
		.... 1...		LCCAEUTR	"X'08'" - EUTREST SUBROUTINE FOOTPRINT
		.... .1..		LCCATVS	"X'04'" - Dispatcher footprint for XES Schedule List Transition Notification
		.... ..1.		LCCADS7E	"X'02'" - Dispatcher footprint for entry from external or I/O FLIHs
		.... ...1		LCCATVS2	"X'01'" - Dispatcher footprint for iQDIO notification.
542	(21E)	BITSTRING	1	LCCAPSMK	- STORE AREA FOR FLIH'S STOSM INSTRUCTION
543	(21F)	BITSTRING	1	LCCASCFL	- Supervisor Control flag byte. Current processor's field serialized via disablement.
		1... ....		LCCACRYP	"X'80'" - THE ENCRYPTION FEATURE IS ENABLED ON THIS PROCESSOR (SET BY IEAMCPUF SERVICE). 40x was LCCAWTRK (Warning Track)
		..1. ....		LCCAPASS	"X'20'" - Pass ABEND to interrupted unit of work indicator.
		...1 ....		LCCATVSE	"X'10'" - External FLIH footprint for XES processing in progress.

Table 550. Structure LCCA (continued)

Offset Dec	Offset Hex	Type	Len	Name(Dim)	Description
		.... 1...		LCCAAOLS	"X'08'" Set when PSAAOLD was refreshed and IEAVELCR needs to record the old value in the VRA. The old value is saved in LCCAAOLD.
		.... .1..		LCCATOLS	"X'04'" Set when PSATOLD was refreshed and IEAVELCR needs to record the old value in the VRA. The old value is saved in LCCATOLD.
		.... ..1.		LCCATVS3	"X'02'" - External FLIH footprint for iQDI0 processing in progress.
		.... ...1		LCCAPPND	"X'01'" CPU Park request is pending
544	(220)	BITSTRING	32	LCCADSOW(0)	- DISPATCHER CPU RELATED WORK AREA
544	(220)	ADDRESS	4	LCCAPWEB	- Dispatcher savearea for previous WEB on current WUQ. SERIALIZATION: Dispatcher Active OWNERSHIP: Supervisor Control
548	(224)	SIGNED	4	LCCADBCT	- DISPATCHER SAVEAREA FOR INTERNAL ASCB COUNTER. INITIALIZED TO SVTDSBCT AND DECREMENTED BY ONE FOR EACH ASCB SEARCHED.
		1... ....		LCCARSWS	"X'80'" - Turned on whenever a the dispatcher is entered as a result of a successful Transfer request. Turned off by the dispatcher when a successful work search is completed.
552	(228)	ADDRESS	4	LCCADSV1	- DISPATCHER SAVEAREA
556	(22C)	ADDRESS	4	LCCADSV2	- DISPATCHER SAVEAREA
560	(230)	ADDRESS	4	LCCADSV3	- DISPATCHER SAVEAREA
564	(234)	ADDRESS	4	LCCADSV4	- DISPATCHER SAVEAREA
568	(238)	ADDRESS	4	LCCADSV5	- DISPATCHER SAVEAREA
572	(23C)	ADDRESS	4	LCCADSV6	- DISPATCHER SAVEAREA
576	(240)	ADDRESS	4	LCCAEE1R	- EXTERNAL FLIH MAINLINE RETRY ADDRESS
580	(244)	ADDRESS	4	LCCAEE2R	- EXTERNAL FLIH 1ST RECURSION RETRY ADDRESS
584	(248)	ADDRESS	4	LCCAEE3R	- EXTERNAL FLIH 2ND RECURSION RETRY ADDRESS
588	(24C)	BITSTRING	1	LCCAPTR1	- PROGRAM FLIH RECURSION TEA AR NUMBER SAVEAREA 1
589	(24D)	BITSTRING	1	LCCAPTR2	- PROGRAM FLIH MAINLINE TEA AR NUMBER SAVEAREA 2
		..1. ....		LCCAPT22	"X'20'" - Bit 2. On for PIC 2C for PTI or PR PASN translation when ALRF enabled
		...1 ....		LCCAPT23	"X'10'" - Bit 3. On for PIC 2C for SSAIR or PR SASN translation when ALRF enabled
		.... 1111		LCCAPT2N	"X'0F'" - Bits 4-7. Actual AR#. Zeroes when bit 2 or bit 3 is on
590	(24E)	BITSTRING	1	LCCAPTR3	- PROGRAM FLIH RECURSION TEA MC AR NUMBER SAVEAREA 3
591	(24F)	BITSTRING	1	LCCAPPR2	- MAINLINE PER STORAGE ALTERATION AR NUMBER
592	(250)	BITSTRING	4	LCCA_THREADMASK	- The thread id of this CPU in mask form. Thread 0 is the leftmost bit. This field is non-zero when PROCVIEW CORE was specified on hardware that supports MT. Otherwise this field is zero.

Table 550. Structure LCCA (continued)

Offset Dec	Offset Hex	Type	Len	Name(Dim)	Description
596	(254)	SIGNED	4	LCCAWTD	- AWM wait dispatch count
600	(258)	SIGNED	4	LCCAWS	- Short wait dispatch count
604	(25C)	SIGNED	4	LCCAWSU	- Unproductive short wait count
608	(260)	SIGNED	4	LCCAWS	- Short wait time slice count
612	(264)	BITSTRING	1	LCCASTCT	- The count of sequential transfers on this processor.
613	(265)	BITSTRING	1	LCCAFLCS	- Flags serialized by CS
		1... ..		LCCAWLOF	"X'80'" - Processor varied offline by WLM
614	(266)	SIGNED	2	LCCABBCC	- Count of the number of times bind-break has completed a CMSET
616	(268)	DBL WORD	8	(0)	- ALIGN LCCAWTIM TO DOUBLE WORD
616	(268)	BITSTRING	8	LCCAWTIM	- ACCUMULATED CPU WAIT TIME
624	(270)	BITSTRING	16	LCCASXMR	SVC FLIH CROSS MEMORY CONTROL REGISTER SAVE AREA (MDC338)
640	(280)	SIGNED	2	LCCA_PARTIALCPUMASKOFFSET	THE BYTE OFFSET INTO A FULL CPU MASK THIS PARTIAL 8 BYTE MASK BLOCK (LCCA_PartialCpuMask) IS IN. WILL BE A MULTIPLE OF 8, WITH A MAXIMUM VALUE (ECVTMaxMPNumBytesInMask-8)
640	(280)	SIGNED	2	LCCA_CPU_ADDRESS_MASK_OFFSET	THE BYTE OFFSET INTO A FULL CPU MASK THIS 8 BYTE MASK BLOCK (LCCA_CPU_ADDRESS_MASK) IS IN. WILL BE A MULTIPLE OF 8, WITH A MAXIMUM VALUE (ECVTMaxMPNumBytesInMask-8)
642	(282)	BITSTRING	1	LCCADSF4	- Dispatcher status indicator byte 4 Special exit flags
		1... ..		LCCASPECIALEXITRESTART	"X'80'" - Restart FLIH needs to ensure CR0 has correct External Interrupt bits set
643	(283)	BITSTRING	1	LCCAPCFL	- Flags for use by PC FLIH
		1... ..		LCCAP2NA	"X'80'" -
644	(284)	ADDRESS	4	LCCAESC5SRBADDR	Address of the first SRB IEAVESC5 dequeued from SVTGSMQ or SVTLISMQ. It is not on the LCCASMQJ queue. OWNERSHIP: SUPERVISOR
648	(288)	SIGNED	4	LCCA_NHTM_AT_CPTM_UPDATE	The NHTM timer value at the time CPTM is updated. In another word, this value is the CPU time that this CPU has run consecutively, since the last CPTM update. By subtracting this value from the CPTM, we will know whether the CPTM timer popped OWNERSHIP: SUPERVISOR
652	(28C)	ADDRESS	4	LCCALCCX	- Virtual address of LCCX
656	(290)	ADDRESS	4	LCCALCXR(0)	- Real address of LCCX
656	(290)	ADDRESS	4	LCCAFPWR	- Real address of FPWA
660	(294)	ADDRESS	4	LCCAESAV	- Virtual address of area pointed to by FLCESAA. Set during IPL and bringing a processor online. Never reset. (Pre-ESAME only) Ownership: Supervisor Control
664	(298)	ADDRESS	4	LCCAAOLD	If LCCAAOLS = 1, PSAAOLD was refreshed and the original value of PSAAOLD is saved in this field, so it can be recorded in the VRA.

Table 550. Structure LCCA (continued)

Offset Dec	Offset Hex	Type	Len	Name(Dim)	Description
668	(29C)	ADDRESS	4	LCCATOLD	If LCCATOLS = 1, PSAAOLD was refreshed and the original value of PSAAOLD is saved in this field, so it can be recorded in the VRA.
672	(2A0)	SIGNED	4	LCCASRBJ	- SUSPENDED SERVICE REQUEST BLOCK (SRB) JOURNAL WORD USED BY SETLOCK MDC043
676	(2A4)	ADDRESS	4	LCCADCPU	- VIRTUAL ADDRESS OF LCCA OF FAILING CPU
680	(2A8)	ADDRESS	4	LCCARCPU	- VIRTUAL ADDRESS OF LCCA OF RECOVERING CPU
684	(2AC)	SIGNED	4	LCCACRLC	- ACR SAVE AREA FOR HIGHEST LOCK HELD INDICATOR
688	(2B0)	SIGNED	4	LCCAR2B0	- Reserved, was LCCALCR0. SAVE AREA FOR FOR CONTROL REGISTER 0 WHE OPENING A WINDOW
692	(2B4)	BITSTRING	1	LCCACRFL	- ACR FLAGS
		1... ..		LCCACRTM	"X'80'" - RTM ENTRY BIT
		.1.. ..		LCCACLMS	"X'40'" - PROCESS SUSPENDED
		.... ..1		LCCAVARY	"X'01'" - TELLS ACR THAT VARY IS IN PROGRESS MDC038
693	(2B5)	BITSTRING	1	LCCACREX	- ACR ENTRY AND EXIT FLAGS
		1... ..		LCCACREF	"X'80'" - EXTERNAL ROUTINE
		.1.. ..		LCCACRRM	"X'40'" - FINAL EXIT
		..1. ....		LCCACRLE	"X'20'" - LOCK MANAGER EXIT
		...1 ....		LCCACRRT	"X'10'" - FRR EXIT
		.... 1...		LCCACRIN	"X'08'" - ENTRY TYPE = ACR
		.... .1..		LCCACRLM	"X'04'" - ENTRY TYPE = ACRLM
		.... ..1.		LCCACRDP	"X'02'" - ENTRY TYPE = ACRDISP
		.... ...1		LCCACRST	"X'01'" - SYSTEM TERMINATION EXIT FLAG MDC037
694	(2B6)	BITSTRING	1	LCCALKFG	- LOCK FLAG BYTE MDC005
		...1 ....		LCCALKRD	"X'10'" - THIS IS A LOCK MANAGER RELEASE DISABLED REQUEST MDC047
695	(2B7)	BITSTRING	1	LCCASTFL	- Status flag byte of CR0, serialized by running disabled on this LCCA's CPU. PI only for bit LCCAC063
		1... ..		LCCAC063	"X'80'" - If ON, CR0 bit 63 is ON. This is a writable bit
696	(2B8)	SIGNED	4	LCCASLEB(0)	- SPIN LOOP EXEMPTION BITS
696	(2B8)	BITSTRING	1	LCCASLE1	- FLAG BYTE OWNERSHIP: RECONFIG SERIALIZATION: CS
		1... ..		LCCASTCP	"X'80'" - BLWSPIN IN CONTROL.
		.1.. ..		LCCARSTP	"X'40'" - LOADWAIT/RESTART PROCESSING IS PLACING THIS PROCESSOR INTO A RESTARTABLE WAIT STATE.
		..1. ....		LCCAVTOD	"X'20'" - IEATVTOD IN CONTROL.
		...1 ....		LCCAESMR	"X'10'" - IEATESMR IN CONTROL.
		.... 1...		LCCAXMFA	"X'08'" - IGFPXMFA HAS STOPPED THIS CPU.
		.... .1..		LCCACVSR	"X'04'" - IEEVCVSR IN CONTROL.
		.... ..1.		LCCABRCH	"X'02'" - ISNBRNCH IN CONTROL.
		.... ...1		LCCABWTO	"X'01'" - IEAVBWTO IN CONTROL.

Table 550. Structure LCCA (continued)

Offset Dec	Offset Hex	Type	Len	Name(Dim)	Description
697	(2B9)	BITSTRING	1	LCCASLE2	- FLAG BYTE 2
		1... ....		LCCAESC2	"X'80'" - IEATESC2 or IEATTFDH in control. OWNERSHIP: RECONFIG. SERIALIZATION: CS.
		.1... ....		LCCAXLS	"X'40'" - XLS is in control. Ownership: XES. Serialization: Disablement.
698	(2BA)	BITSTRING	2		- RESERVED
700	(2BC)	ADDRESS	4	LCCASLIP	- POINTER TO SLIP/PER WORK AREA (MDC316)
704	(2C0)	DBL WORD	8	(0)	- ALIGN LCCALWTM TO DOUBLE WORD MDC001
704	(2C0)	BITSTRING	8	LCCALWTM	- VALUE OF LCCAWTIM AT THE END OF A MEASUREMENT INTERVAL MDC001
712	(2C8)	ADDRESS	4	LCCASSA2	- REAL ADDRESS OF THE SUBSPACE ASTE CAUSING FAULT OWNERSHIP: SUPERVISOR CONTROL SERIALIZATION: DISABLEMENT
716	(2CC)	ADDRESS	4	LCCASSA5	- REAL ADDRESS OF THE SUBSPACE ASTE CAUSING RECURSIVE FAULT. OWNERSHIP: SUPERVISOR CONTROL SERIALIZATION: DISABLEMENT
720	(2D0)	DBL WORD	8	(0)	- ALIGN LCCASRBF TO DOUBLE WORD MDC009
720	(2D0)	CHARACTER	8	LCCASRBF(0)	- SRB FIELDS MDC009
720	(2D0)	SIGNED	2	LCCASAFN	- CPU AFFINITY IF IN SRB MODE MDC003
722	(2D2)	BITSTRING	6	LCCAPGTA	- ASID/TCB IF IN SRB MODE MDC004
728	(2D8)	ADDRESS	4	LCCAORMT	- OLD SRB RMTR VALUE SERIALIZATION: DISABLEMENT OWNERSHIP: SUPERVISOR CONTROL
		1... ....		LCCASSTD	"X'80'" - SRB SUSPEND WITH TOKEN and Pause disabled summary bit.
		.1... ....		LCCASSTA	"X'40'" - SRB SUSPEND WITH TOKEN and Pause DISABLED BECAUSE SRB WAS ABENDED BY PURGEDQ PROCESSING.
		..1. ....		LCCASSTE	"X'20'" - SRB SUSPEND WITH TOKEN and Pause disabled
732	(2DC)	SIGNED	4	LCCANHTM	- The need help timer field is used to determine when a CPU should execute the need help processing logic. This field contains a CPU timer. This timer is decremented in Job Step Timing, after the CPU has executed some amount of work. If the timer reaches 0 or negative, need help processing logic is processed. OWNERSHIP: SUPERVISOR
736	(2E0)	ADDRESS	4	LCCAIOWA	- ADDRESS OF IOS WORKAREA (MDCXXX)
740	(2E4)	SIGNED	4	LCCAIOR1	- RESERVED FOR IOS (MDCXXX)
744	(2E8)	SIGNED	4	LCCAIOR2	- RESERVED FOR IOS (MDCXXX)
748	(2EC)	SIGNED	4	LCCAIOR3	- RESERVED FOR IOS (MDCXXX)
752	(2F0)	SIGNED	2	LCCA_00R4INTOPARTIALCPUMASK	Number of bytes into the 8-byte partial CPU mask where the word is that has the bit for our CPU
754	(2F2)	BITSTRING	1	LCCAR2F2	- RESERVED
755	(2F3)	BITSTRING	1	LCCAWFL2	- Copy of WEBFLAG2
756	(2F4)	SIGNED	4	LCCARSGR(16)	- RESTART FLIH REGISTER SAVE AREA

Table 550. Structure LCCA (continued)

Offset Dec	Offset Hex	Type	Len	Name(Dim)	Description
820	(334)	BITSTRING	16	LCCAWDT	- WEB Distribution Table. 16 one-byte elements. INITIALIZED BY: IEAVINIT. SERIALIZATION: Disablement for current processor's LCCAWDT. OWNERSHIP: Supervisor Control
836	(344)	ADDRESS	4	LCCACWEB	- Address of the current workunit's WEB. SERIALIZATION: Disablement. Global Intersect is required to change another processor's LCCACWEB field. OWNERSHIP: Supervisor Control
840	(348)	ADDRESS	4	LCCANWEB	- Address of the next WEB to be dispatched on the current CPU. SERIALIZATION: CS OWNERSHIP: Supervisor Control
844	(34C)	BITSTRING	1	LCCACWEBFLAGS	- Flags pertaining to the dispatch of current WEB (LCCACWEB). SERIALIZATION: Same as LCCACWEB, Disablement. Global Intersect is required to change another processor's LCCACWEB field. OWNERSHIP: Supervisor Control
	1... ....			LCCACWEBFLAGRESERVED	"X'80'" Reserved for IBM use only
	.1.. ....			LCCACWEBIEAVEJSTCALLED	"X'40'" - IEAVEJST has been called for this dispatch
845	(34D)	BITSTRING	1	LCCAR34D	- Reserved
846	(34E)	SIGNED	2	LCCAWUQR	- Dispatchers rescan count
848	(350)	ADDRESS	4	LCCAWUQM	- Address of this processor's PWUQ. SERIALIZATION: Global Intersect. OWNERSHIP: Supervisor Control
852	(354)	CHARACTER	8	LCCAFWP(0)	Processor Free WEB Pool and count. SERIALIZATION: Disablement for current processor's LCCAFWP. OWNERSHIP: Supervisor Control
852	(354)	SIGNED	4	LCCAFWPP	Processor WEB Free Pool Header. SERIALIZATION: Disablement for current processor's LCCAFWPP. OWNERSHIP: Supervisor Control
856	(358)	SIGNED	4	LCCAFWPC	Processor WEB Free Pool element count. SERIALIZATION: Disablement for current processor's LCCAFWPC. OWNERSHIP: Supervisor Control
860	(35C)	BITSTRING	4	LCCASRSA	- Stop/Reset IAC save area
864	(360)	SIGNED	4	LCCASMQJ	- GLOBAL SERVICE MANAGER QUEUE (GSMQ) AND LOCAL SERVICE MANAGER QUEUE (LSMQ) JOURNAL WORD USED BY DISPATCHER AND SCHEDULE. If non-0, the queue contains all global or all local SRBs.
868	(364)	SIGNED	4	LCCASPLJ	- GLOBAL SYSTEM PRIORITY LIST (GSPL) AND LOCAL SYSTEM PRIORITY LIST (LSPL) JOURNAL WORD USED BY DISPATCHER MDC045
872	(368)	SIGNED	4	LCCAETP	- UNPRODUCTIVE TASK PREEMPTION COUNT - NUMBER OF TASK TIME SLICE EXPIRATIONS THAT WERE NOT NEEDED (External Flih Detected) OWNERSHIP: SRM
876	(36C)	SIGNED	4	LCCAETPB	- UNPRODUCTIVE TASK PREEMPTION COUNT BASE - PREVIOUS VALUE OF LCCAETP OWNERSHIP: SRM
880	(370)	BITSTRING	12	LCCAIFAI	- IFA information
880	(370)	SIGNED	4	LCCAWUQW(0)	- IFA word (contains WUQI, ALTP) The dispatcher depends on these being together in the same word

Table 550. Structure LCCA (continued)

Offset Dec	Offset Hex	Type	Len	Name (Dim)	Description
880	(370)	BITSTRING	2	LCCAALTP	- Priority of WEB on alternate WUQ when honoring priorities.
882	(372)	SIGNED	2	LCCAWUQI	- Dispatcher's current index into the WUQ Array (LCCAWUQA), used during Dispatcher Work Search. SERIALIZATION: Dispatcher Active OWNERSHIP: Supervisor Control
882	(372)	X'8'	0	LCCAWUQI_FIRSTGENERIC	"8" First generic Wuq index is 8 for LCCAWUQA(2)
882	(372)	X'44'	0	LCCAWUQI_HPWUQ	"LCCAHPWUQ-LCCAWUQA" HPWUQ index is 68.
884	(374)	SIGNED	2	LCCAALTI	- Alternate WUQ index: into LCCAWUQA for the alternate WUQ when actively attempting to dispatch from the secondary queue. Zero otherwise.
886	(376)	BITSTRING	1	LCCADISPATCMIXFLAGS	Flags to used to alternate between which of 2 dispatch algorithms to use on this dispatch instance
		1... ....		LCCACCRR	"X'80'" - round robin concurrent - On: means equal priority work on the - alternative WUQ gets to run before - the same priority work on the primary - WUQ
887	(377)	BITSTRING	1	LCCAFLGS	- Flags, serialized by running disabled on this LCCA's CPU.
		1... ....		LCCATDIE	"X'80'" - A timer DIE is running.
		.1.. ....		LCCAWUQHASCANGED	"X'40'" - Global Recovery ran, so the WUQ probably changed.
		..1. ....		LCCASRBISGLOBAL	"X'20'" When 1, IEAVESC5 is processing SRBs from SVTGSMQ. Valid only when LccaEsc5SrbAddr is non-0.
		...1 ....		LCCAIEAVEDSRHASREQUEUEDSRBS	"X'10'" Set when IEAVEDSR has requested SRBs to the SVTGSMQ or SVTLSTMQ.
		.... 1...		LCCA_TURN_OFF_CR0_AFPREGISTER	"X'08'" Set when first use of AFPRs is in timer DIE
		.... .1..		LCCA_TURN_OFF_CR0_VR	"X'04'" Set when first use of vectors is in timer DIE (should never happen)
		.... .1..		LCCA21	"X'04'"
888	(378)	BITSTRING	2	LCCAR378	
888	(378)	BITSTRING	2	LCCAPROCCCLASS_PREZOS21	- Copy of WEBProcClass
888	(378)	BITSTRING	2	LCCA_BYLPAR_PROCCCLASS_PREZOS21	- Copy of WEBProcClass
890	(37A)	BITSTRING	2	LCCAPALP	- Promotion ALTP: saved when lock promotion is being done and used to restore LCCAALTP when promotion is backed out
892	(37C)	ADDRESS	4	LCCARWQL	- Recovery word for WebQLock address Ownership: Supervisor Control Serialization: Disablement
896	(380)	SIGNED	4	LCCASGPR(16)	- SVC FLIH GENERAL REGISTER SAVE AREA (MDC301)
960	(3C0)	BITSTRING	1	LCCADS0F	- DISPATCHER DIAGNOSTIC EXIT FLAG BYTE
		1... ....		LCCADSE1	"X'80'" - DISPATCHER UNLOCKED TASK DISPATCH DIAGNOSTIC EXIT ROUTED CONTROL



Table 550. Structure LCCA (continued)

Offset Dec	Offset Hex	Type	Len	Name(Dim)	Description
		.1.. ....		LCCADSE2	"X'40'" - DISPATCHER LOCKED TASK DISPATCH DIAGNOSTIC EXIT ROUTED CONTROL
		..1. ....		LCCADSE3	"X'20'" - DISPATCHER SRB DISPATCH DIAGNOSTIC EXIT ROUTED CONTROL
		...1 ....		LCCADSE4	"X'10'" - DISPATCHER SSRB DISPATCH DIAGNOSTIC EXIT ROUTED CONTROL
		.... 1...		LCCADSE5	"X'08'" - DISPATCHER WAIT TASK DISPATCH DIAGNOSTIC EXIT ROUTED CONTROL
961	(3C1)	BITSTRING	1	LCCAFPFL	- Floating point Flags
		.1.. ....		LCCARIA	"X'40'" RIA
		..1. ....		LCCATEE	"X'20'" TEE
		...1 ....		LCCABFP	"X'10'" Extended FP status is being saved
		.... 1...		LCCAVSS	"X'08'" VRs are being saved
		.... 1...		LCCAZ2	"X'08'"
		.... .1..		LCCAGSF	"X'04'" GSF controls are being saved
		.... ...1		LCCABFPH	"X'01'" BFP hardware is present. This bit is a duplicate of CVTBFPH so that dat-off reference can be made. It is set only at IPL and when a processor is brought online
962	(3C2)	BITSTRING	2	LCCAPERC	- PROGRAM EVENT RECORDING CODE (MDC326)
964	(3C4)	ADDRESS	4	LCCAPERA	- PER ADDRESS (MDC327)
968	(3C8)	ADDRESS	4	LCCASDUV	- SRB RELATED DUCT VIRTUAL ADDRESS
972	(3CC)	ADDRESS	4	LCCAR3CC	- was LCCASDUR
976	(3D0)	ADDRESS	4	LCCAIDUV	- INTERRUPT HANDLER DUCT VIRTUAL ADDRESS
980	(3D4)	ADDRESS	4	LCCAR3D4	- was LCCAIDUR
984	(3D8)	ADDRESS	4	LCCASCW1	- SUPERVISOR CONTROL WORK AREA 1 USED BY VARIOUS SUPERVISORY ROUTINES PRESERVED ACROSS CALLS TO IEAVECMS OWNERSHIP: SUPERVISOR CONTROL SERIALIZATION: DISABLEMENT
988	(3DC)	ADDRESS	4	LCCASCW2	- SUPERVISOR CONTROL WORK AREA 2 USED BY VARIOUS SUPERVISORY ROUTINES PRESERVED ACROSS CALLS TO IEAVECMS OWNERSHIP: SUPERVISOR CONTROL SERIALIZATION: DISABLEMENT
992	(3E0)	ADDRESS	4	LCCASCW3	- Analogous to SCW2
996	(3E4)	ADDRESS	4	LCCASCW4	- Analogous to SCW2
1000	(3E8)	DBL WORD	8	LCCA_WUQA_EQPRIRQMDP_TOD	When adding a RQMed WEB and the next WEB has an equal non-RQM dispatch priority and a lower RQM dispatch priority, this TOD represents the latest time where a WEB may be added in front of the lower RQM dispatch priority
1008	(3F0)	DBL WORD	8	LCCA_CR0ESAVEAREA	Save area for grande CR0
1016	(3F8)	DBL WORD	8	LCCA_TIMERCR0ESAVEAREA	Timer save area for grande CR0
1024	(400)	BITSTRING	40	LCCAR400	- Reserved
1064	(428)	BITSTRING	8	LCCADIAG428	Diagnostic area, for IBM use only
1072	(430)	ADDRESS	8	LCCASDR8(0)	- SRB RELATED DUCT REAL ADDRESS
1072	(430)	BITSTRING	4	LCCASDRH	- high half

Table 550. Structure LCCA (continued)

Offset Dec	Offset Hex	Type	Len	Name(Dim)	Description
1076	(434)	ADDRESS	4	LCCASDRL	- low half
1080	(438)	ADDRESS	8	LCCAIDR8(0)	- INTERRUPT HANDLER DUCT REAL ADDRESS
1080	(438)	BITSTRING	4	LCCAIDRH	- high half
1084	(43C)	ADDRESS	4	LCCAIDRL	- low half
1088	(440)	BITSTRING	2	LCCAR440	- Reserved
1090	(442)	BITSTRING	2	LCCADIAG442	Diagnostic area, for IBM use only
1092	(444)	BITSTRING	4	LCCA_SRBPARM	- SRBPARM Value
1096	(448)	BITSTRING	8	LCCABEA1	- Breaking event address - recurs 1
1104	(450)	BITSTRING	8	LCCABEA2	- Breaking event address - main
1112	(458)	BITSTRING	8	LCCABEA3	- Breaking event address - recurs 3
1120	(460)	BITSTRING	8	LCCABEA4	- Breaking event address - recurs 4
1128	(468)	BITSTRING	8	LCCABEA5	- Breaking event address - recurs 5
1136	(470)	BITSTRING	8	LCCAELKP	- LOCK MANAGER PSW SAVE AREA (MDC342)
1144	(478)	SIGNED	4	LCCASTG1(18)	- STATUS REGISTER SAVE AREA (MDC338)
1216	(4C0)	SIGNED	4	LCCASCSA(5)	- PCLINK SAVE AREA FOR REGISTERS 8-12 (CALLER'S REGISTERS) (MDC341)
1236	(4D4)	SIGNED	4	LCCASREG(13)	- PCLINK SAVE AREA (MDC341)
1288	(508)	BITSTRING	1	LCCASMSK	- PCLINK SYSTEM MASK (MDC341)
1289	(509)	BITSTRING	1	LCCARSMK	- RESUME/TCTL SYSTEM MASK (MDC340)
1290	(50A)	BITSTRING	1	LCCAPGMM	- PCLINK PROGRAM MASK (MDC341)
1291	(50B)	BITSTRING	1	LCCATCFB	- RESUME/TCTL RECOVERY FOOTPRINT BYTE (MDC346)
		1... ....		LCCATCTL	"X'80'" - TCTL IN CONTROL AT ABEND (MDC346)
		.1... ....		LCCATCAC	"X'40'" - TCBACTIV AND TCBS3A SET (MDC346)
1292	(50C)	SIGNED	4	LCCARSME(0)	- RESUME REGISTER SAVE AREA FOR REGISTERS 11-4 (MDC338)
1292	(50C)	SIGNED	4	LCCARES1(7)	- RESUME REGISTER SAVE AREA FOR REG 11 - REG 1 (MDC338)
1320	(528)	SIGNED	4	LCCARES2(3)	- RESUME REGISTER SAVE AREA FOR REG 2 - REG 4 (MDC338)
1332	(534)	SIGNED	4	LCCASPSW	- SYSTEM MASK SAVE AREA, USED BY MACHINE CHECK HANDLER
1336	(538)	SIGNED	4	LCCASRGS	- RETURN ADDRESS SAVE AREA, USED BY MACHINE CHECK HANDLER
1340	(53C)	ADDRESS	4	LCCAPRMW	- Address of the WEB on whose behalf a priority promotion was initiated. SERIALIATION: Dispatcher Active OWNERSHIP: Supervisor Control
1344	(540)	ADDRESS	4	LCCAPTCB	- ADDRESS OF THE TCB ON WHOSE BEHALF A PRIORITY PROMOTION WAS INITIATED. (MDC347)
1348	(544)	ADDRESS	4	LCCAPRTN	- DISPATCHER RETURN POINT IF NO DISPATCHABLE WORK IS FOUND IN A PROMOTED ADDRESS SPACE. (MDC347)
1352	(548)	SIGNED	4	LCCACDXM(2)	- CALLDISP XMEM SAVE AREA (MDC338)
1360	(550)	CHARACTER	8	LCCATCBSRBCounts(0)	
1360	(550)	SIGNED	4	LCCATCBC	- SMF23 TCB COUNT
1364	(554)	SIGNED	4	LCCASRBC	- SMF23 SRB COUNT
1368	(558)	SIGNED	4	LCCACR8W	- WORK AREA FOR CONTROL REG 8
1372	(55C)	BITSTRING	12	LCCAIOXM(0)	- IOS CROSS MEMORY SAVE AREA (MDC339)

Table 550. Structure LCCA (continued)

Offset Dec	Offset Hex	Type	Len	Name(Dim)	Description
1372	(55C)	SIGNED	4	LCCAI0SS	- IOS PSW S-BIT REGISTER SAVE AREA (MDC339)
1376	(560)	SIGNED	4	LCCAI0C3	- IOS CONTROL REGISTER 3 SAVE AREA (MDC339)
1380	(564)	SIGNED	4	LCCAI0C4	- IOS CONTROL REGISTER 4 SAVE AREA (MDC339)
1384	(568)	SIGNED	4	LCCABBRC	- BIND BREAK COMMUNICATION BUFFER USED BY IEAVEBBR (MDC344)
1388	(56C)	CHARACTER	64	LCCACDSV(0)	- CALLDISP SERVICE ROUTINE REGISTER SAVE AREA FOR REGISTERS 0-15 (MDC344)
1388	(56C)	SIGNED	4	LCCACDS0	- CALLDISP REGISTER 0 SAVE AREA (MDC344)
1392	(570)	SIGNED	4	LCCACDS1	- CALLDISP REGISTER 1 SAVE AREA (MDC344)
1396	(574)	SIGNED	4	LCCACDS2	- CALLDISP REGISTER 2 SAVE AREA (MDC344)
1400	(578)	SIGNED	4	LCCACDS3	- CALLDISP REGISTER 3 SAVE AREA (MDC344)
1404	(57C)	SIGNED	4	LCCACDS4	- CALLDISP REGISTER 4 SAVE AREA (MDC344)
1408	(580)	SIGNED	4	LCCACDS5	- CALLDISP REGISTER 5 SAVE AREA (MDC344)
1412	(584)	SIGNED	4	LCCACDS6	- CALLDISP REGISTER 6 SAVE AREA (MDC344)
1416	(588)	SIGNED	4	LCCACDS7	- CALLDISP REGISTER 7 SAVE AREA (MDC344)
1420	(58C)	SIGNED	4	LCCACDS8	- CALLDISP REGISTER 8 SAVE AREA (MDC344)
1424	(590)	SIGNED	4	LCCACDS9	- CALLDISP REGISTER 9 SAVE AREA (MDC344)
1428	(594)	SIGNED	4	LCCACDSA	- CALLDISP REGISTER 10 SAVE AREA (MDC344)
1432	(598)	SIGNED	4	LCCACDSB	- CALLDISP REGISTER 11 SAVE AREA (MDC344)
1436	(59C)	SIGNED	4	LCCACDSC	- CALLDISP REGISTER 12 SAVE AREA (MDC344)
1440	(5A0)	SIGNED	4	LCCACDSD	- CALLDISP REGISTER 13 SAVE AREA (MDC344)
1444	(5A4)	SIGNED	4	LCCACDSE	- CALLDISP REGISTER 14 SAVE AREA (MDC344)
1448	(5A8)	SIGNED	4	LCCACDSF	- CALLDISP REGISTER 15 SAVE AREA (MDC344)
1452	(5AC)	SIGNED	4	LCCASLSA(16)	- LCCA SINGLE LEVEL SAVE AREA USED BY MACHINE CHECK HANDLER (MDC344)
1516	(5EC)	ADDRESS	4	LCCARWEB	- Address of WEB expected to be locked by this CPU on entry to global recovery.
		1... ....		LCCARWLK	"X'80'" Indicator that WEB in LCCARWEB is not validly locked but the AWQ lock for the WEB can be held by this CPU
1520	(5F0)	SIGNED	4	LCCAP0ST(10)	- POST SAVE AREA FOR SRB POOL MANAGER
1560	(618)	ADDRESS	4	LCCAALOV	- SRB RELATED AL VIRTUAL ADDRESS OR ZERO (ZERO MEANS THE NULL OR BASIC ACCESS LIST)
1564	(61C)	ADDRESS	4	LCCAPSB2	- ASCB ADDRESS WHERE PAGE/SEGMENT FAULT OCCURRED

Table 550. Structure LCCA (continued)

Offset Dec	Offset Hex	Type	Len	Name (Dim)	Description
1568	(620)	ADDRESS	4	LCCALSSD	- LSSD ADDRESS FOR THE PROCESSOR RELATED SRB LINKAGE STACK
1572	(624)	ADDRESS	4	LCCALSDP	- ADDRESS OF THE FIRST LSED IN THE PROCESSOR RELATED SRB LINKAGE STACK
1576	(628)	BITSTRING	8	LCCAXTIM	- EXTERNAL FLIH TIMER SAVE AREA 1
1584	(630)	BITSTRING	64	LCCAPAR3(0)	- PROGRAM FLIH RECURSION MC ACCESS REGISTER SAVEAREA 3
1584	(630)	SIGNED	4	LCCAP3A0	- ACCESS REGISTER 0
1588	(634)	SIGNED	4	LCCAP3A1	- ACCESS REGISTER 1
1592	(638)	SIGNED	4	LCCAP3A2	- ACCESS REGISTER 2
1596	(63C)	SIGNED	4	LCCAP3A3	- ACCESS REGISTER 3
1600	(640)	SIGNED	4	LCCAP3A4	- ACCESS REGISTER 4
1604	(644)	SIGNED	4	LCCAP3A5	- ACCESS REGISTER 5
1608	(648)	SIGNED	4	LCCAP3A6	- ACCESS REGISTER 6
1612	(64C)	SIGNED	4	LCCAP3A7	- ACCESS REGISTER 7
1616	(650)	SIGNED	4	LCCAP3A8	- ACCESS REGISTER 8
1620	(654)	SIGNED	4	LCCAP3A9	- ACCESS REGISTER 9
1624	(658)	SIGNED	4	LCCAP3AA	- ACCESS REGISTER 10
1628	(65C)	SIGNED	4	LCCAP3AB	- ACCESS REGISTER 11
1632	(660)	SIGNED	4	LCCAP3AC	- ACCESS REGISTER 12
1636	(664)	SIGNED	4	LCCAP3AD	- ACCESS REGISTER 13
1640	(668)	SIGNED	4	LCCAP3AE	- ACCESS REGISTER 14
1644	(66C)	SIGNED	4	LCCAP3AF	- ACCESS REGISTER 15
1648	(670)	SIGNED	4	LCCAEMS0(16)	- IEAVWUQA REGISTER SAVE AREA
1712	(6B0)	DBL WORD	8	LCCAPPS1	- PROGRAM FLIH RECURSION PSW SAVE AREA 1
1720	(6B8)	BITSTRING	4	LCCAPIC1	- PROGRAM FLIH RECURSION ILC AND INTERRUPT CODE SAVE AREA 1
1720	(6B8)	X'6BA'	0	LCCAPEC1	"LCCAPIC1+2" EXCEPTION - EXTENSION CODE 1
1724	(6BC)	BITSTRING	4	LCCAPTE1	- PROGRAM FLIH RECURSION TRANSLATION EXCEPTION ADDRESS SAVE AREA 1
1728	(6C0)	SIGNED	4	LCCAPGR4(16)	- PROGRAM FLIH REGISTER SAVE AREA 4
1792	(700)	SIGNED	4	LCCAPSLI(18)	- PROGRAM FLIH SAVE AREA TO PASS TO SLIH ROUTINES
1864	(748)	ADDRESS	4	LCCALSHD	- LSSD ADDRESS FOR THE INTERRUPT HANDLER LINKAGE STACK
1868	(74C)	ADDRESS	4	LCCALSHP	- ADDRESS OF THE FIRST LSED IN THE INTERRUPT HANDLER LINKAGE STACK
1872	(750)	DBL WORD	8	LCCAPPS3	- PROGRAM FLIH RECURSION PSW SAVE AREA 3
1880	(758)	BITSTRING	4	LCCAPIC3	- PROGRAM FLIH RECURSION ILC AND INTERRUPT CODE SAVE AREA 3
1884	(75C)	BITSTRING	4	LCCAPTE3	- PROGRAM FLIH RECURSION TRANSLATION EXCEPTION ADDRESS SAVE AREA 3
1888	(760)	BITSTRING	64	LCCAPAR1(0)	- PROGRAM FLIH RECURSION ACCESS REGISTER SAVEAREA 1
1888	(760)	SIGNED	4	LCCAP1A0	- ACCESS REGISTER 0
1892	(764)	SIGNED	4	LCCAP1A1	- ACCESS REGISTER 1
1896	(768)	SIGNED	4	LCCAP1A2	- ACCESS REGISTER 2
1900	(76C)	SIGNED	4	LCCAP1A3	- ACCESS REGISTER 3

Table 550. Structure LCCA (continued)

Offset Dec	Offset Hex	Type	Len	Name(Dim)	Description
1904	(770)	SIGNED	4	LCCAP1A4	- ACCESS REGISTER 4
1908	(774)	SIGNED	4	LCCAP1A5	- ACCESS REGISTER 5
1912	(778)	SIGNED	4	LCCAP1A6	- ACCESS REGISTER 6
1916	(77C)	SIGNED	4	LCCAP1A7	- ACCESS REGISTER 7
1920	(780)	SIGNED	4	LCCAP1A8	- ACCESS REGISTER 8
1924	(784)	SIGNED	4	LCCAP1A9	- ACCESS REGISTER 9
1928	(788)	SIGNED	4	LCCAP1AA	- ACCESS REGISTER 10
1932	(78C)	SIGNED	4	LCCAP1AB	- ACCESS REGISTER 11
1936	(790)	SIGNED	4	LCCAP1AC	- ACCESS REGISTER 12
1940	(794)	SIGNED	4	LCCAP1AD	- ACCESS REGISTER 13
1944	(798)	SIGNED	4	LCCAP1AE	- ACCESS REGISTER 14
1948	(79C)	SIGNED	4	LCCAP1AF	- ACCESS REGISTER 15
1952	(7A0)	BITSTRING	64	LCCAPAR4(0)	- PROGRAM FLIH ACCESS REGISTER SAVEAREA 4
1952	(7A0)	SIGNED	4	LCCAP4A0	- ACCESS REGISTER 0
1956	(7A4)	SIGNED	4	LCCAP4A1	- ACCESS REGISTER 1
1960	(7A8)	SIGNED	4	LCCAP4A2	- ACCESS REGISTER 2
1964	(7AC)	SIGNED	4	LCCAP4A3	- ACCESS REGISTER 3
1968	(7B0)	SIGNED	4	LCCAP4A4	- ACCESS REGISTER 4
1972	(7B4)	SIGNED	4	LCCAP4A5	- ACCESS REGISTER 5
1976	(7B8)	SIGNED	4	LCCAP4A6	- ACCESS REGISTER 6
1980	(7BC)	SIGNED	4	LCCAP4A7	- ACCESS REGISTER 7
1984	(7C0)	SIGNED	4	LCCAP4A8	- ACCESS REGISTER 8
1988	(7C4)	SIGNED	4	LCCAP4A9	- ACCESS REGISTER 9
1992	(7C8)	SIGNED	4	LCCAP4AA	- ACCESS REGISTER 10
1996	(7CC)	SIGNED	4	LCCAP4AB	- ACCESS REGISTER 11
2000	(7D0)	SIGNED	4	LCCAP4AC	- ACCESS REGISTER 12
2004	(7D4)	SIGNED	4	LCCAP4AD	- ACCESS REGISTER 13
2008	(7D8)	SIGNED	4	LCCAP4AE	- ACCESS REGISTER 14
2012	(7DC)	SIGNED	4	LCCAP4AF	- ACCESS REGISTER 15
2016	(7E0)	BITSTRING	64	LCCARARS(0)	- RESTART FLIH ACCESS REGISTER SAVEAREA
2016	(7E0)	SIGNED	4	LCCARAR0	- ACCESS REGISTER 0
2020	(7E4)	SIGNED	4	LCCARAR1	- ACCESS REGISTER 1
2024	(7E8)	SIGNED	4	LCCARAR2	- ACCESS REGISTER 2
2028	(7EC)	SIGNED	4	LCCARAR3	- ACCESS REGISTER 3
2032	(7F0)	SIGNED	4	LCCARAR4	- ACCESS REGISTER 4
2036	(7F4)	SIGNED	4	LCCARAR5	- ACCESS REGISTER 5
2040	(7F8)	SIGNED	4	LCCARAR6	- ACCESS REGISTER 6
2044	(7FC)	SIGNED	4	LCCARAR7	- ACCESS REGISTER 7
2048	(800)	SIGNED	4	LCCARAR8	- ACCESS REGISTER 8
2052	(804)	SIGNED	4	LCCARAR9	- ACCESS REGISTER 9
2056	(808)	SIGNED	4	LCCARARA	- ACCESS REGISTER 10
2060	(80C)	SIGNED	4	LCCARARB	- ACCESS REGISTER 11
2064	(810)	SIGNED	4	LCCARARC	- ACCESS REGISTER 12
2068	(814)	SIGNED	4	LCCARARD	- ACCESS REGISTER 13

Table 550. Structure LCCA (continued)

Offset Dec	Offset Hex	Type	Len	Name (Dim)	Description
2072	(818)	SIGNED	4	LCCARARE	- ACCESS REGISTER 14
2076	(81C)	SIGNED	4	LCCARARF	- ACCESS REGISTER 15
2080	(820)	BITSTRING	128	(0)	- was LCCAPCR3/4
2080	(820)	BITSTRING	128	LCCAPCR1(0)	- PROGRAM FLIH RECURSION CONTROL REGISTER SAVEAREA 1
2080	(820)	DBL WORD	8	LCCAP1C0	- CONTROL REGISTER 0
2088	(828)	DBL WORD	8	LCCAP1C1	- CONTROL REGISTER 1
2096	(830)	DBL WORD	8	LCCAP1C2(0)	- DUCT ORIGIN ADDRESS (CR2)
2096	(830)	SIGNED	4	LCCAP1C2H	- DUCT ORIGIN ADDRESS (CR2) high half
2100	(834)	SIGNED	4	LCCAP1C2L	- DUCT ORIGIN ADDRESS (CR2) low half
2104	(838)	BITSTRING	16	LCCAP1XM(0)	- XM CRs
2104	(838)	DBL WORD	8	LCCAP1C3(0)	- CONTROL REGISTER 3
2104	(838)	SIGNED	4		- SASTE SN
2108	(83C)	SIGNED	2	LCCAPX1K	- PROGRAM KEY MASK
2110	(83E)	SIGNED	2	LCCAPX1S	- SASN
2112	(840)	DBL WORD	8	LCCAP1C4(0)	- CONTROL REGISTER 4
2112	(840)	SIGNED	4		- PASTE SN
2116	(844)	SIGNED	2	LCCAPX1A	- AX
2118	(846)	SIGNED	2	LCCAPX1P	- PASN
2120	(848)	DBL WORD	8	LCCAP1C5	- ASTE REAL ADDRESS (CR5)
2128	(850)	DBL WORD	8	LCCAP1C6	- CONTROL REGISTER 6
2136	(858)	DBL WORD	8	LCCAP1C7	- CONTROL REGISTER 7
2144	(860)	DBL WORD	8	LCCAP1C8(0)	- CONTROL REGISTER 8
2144	(860)	SIGNED	4		- Unused
2148	(864)	SIGNED	2	LCCAPEX1	- EAX VALUE (LH CR8)
2150	(866)	SIGNED	2		- SECOND HALF OF CR8
2152	(868)	DBL WORD	8	LCCAP1C9	- CONTROL REGISTER 9
2160	(870)	DBL WORD	8	LCCAP1CA	- CONTROL REGISTER 10
2168	(878)	DBL WORD	8	LCCAP1CB	- CONTROL REGISTER 11
2176	(880)	DBL WORD	8	LCCAP1CC	- CONTROL REGISTER 12
2184	(888)	DBL WORD	8	LCCAP1CD	- CONTROL REGISTER 13
2192	(890)	DBL WORD	8	LCCAP1CE	- CONTROL REGISTER 14
2200	(898)	DBL WORD	8	LCCAP1CF	- PROGRAM FLIH RECURSION LINKAGE STACK ADDRESS SAVEAREA 1 (CR15)
2208	(8A0)	BITSTRING	128	(0)	- was LCCARCRS/LCCAPGR5
2208	(8A0)	BITSTRING	128	LCCAPCR2(0)	- PROGRAM FLIH MAINLINE CONTROL REGISTER SAVEAREA 2
2208	(8A0)	DBL WORD	8	LCCAP2C0	- CONTROL REGISTER 0
2216	(8A8)	DBL WORD	8	LCCAP2C1(0)	- CONTROL REGISTER 1
2216	(8A8)	SIGNED	4	LCCAP2C1H	- CONTROL REGISTER 1 high
2220	(8AC)	SIGNED	4	LCCAP2C1L	- CONTROL REGISTER 1 low
2224	(8B0)	DBL WORD	8	LCCAP2C2(0)	- DUCT ORIGIN ADDRESS (CR2)
2224	(8B0)	SIGNED	4	LCCAP2C2H	- DUCT ORIGIN ADDRESS (CR2) high
2228	(8B4)	SIGNED	4	LCCAP2C2L	- DUCT ORIGIN ADDRESS (CR2) low - 1
2232	(8B8)	BITSTRING	16	LCCAP2XM(0)	- XM CRs
2232	(8B8)	DBL WORD	8	LCCAP2C3(0)	- CONTROL REGISTER 3

Table 550. Structure LCCA (continued)

Offset Dec	Offset Hex	Type	Len	Name(Dim)	Description
2232	(8B8)	SIGNED	4	LCCAPC3S	- SASTE SN
2236	(8BC)	SIGNED	2	LCCAPX2K	- PROGRAM KEY MASK
2238	(8BE)	SIGNED	2	LCCAPX2S	- SASN
2240	(8C0)	DBL WORD	8	LCCAP2C4(0)	- CONTROL REGISTER 4
2240	(8C0)	SIGNED	4	LCCAPC4S	- PASTE SN
2244	(8C4)	SIGNED	2	LCCAPX2A	- AX
2246	(8C6)	SIGNED	2	LCCAPX2P	- PASN
2248	(8C8)	DBL WORD	8	LCCAP2C5(0)	- ASTE REAL ADDRESS (CR5)
2248	(8C8)	SIGNED	4	LCCAP2C5H	- ASTE REAL ADDRESS (CR5) high
2252	(8CC)	SIGNED	4	LCCAP2C5L	- ASTE REAL ADDRESS (CR5) low
2256	(8D0)	DBL WORD	8	LCCAP2C6	- CONTROL REGISTER 6
2264	(8D8)	DBL WORD	8	LCCAP2C7(0)	- CONTROL REGISTER 7
2264	(8D8)	SIGNED	4	LCCAP2C7H	- CONTROL REGISTER 7 high half
2268	(8DC)	SIGNED	4	LCCAP2C7L	- CONTROL REGISTER 7 low half
2272	(8E0)	DBL WORD	8	LCCAP2C8(0)	- CONTROL REGISTER 8
2272	(8E0)	SIGNED	4		- Unused
2276	(8E4)	SIGNED	2	LCCAPEX2	- EAX VALUE (LH CR8)
2278	(8E6)	SIGNED	2		- SECOND HALF OF CR8
2280	(8E8)	DBL WORD	8	LCCAP2C9	- CONTROL REGISTER 9
2288	(8F0)	DBL WORD	8	LCCAP2CA	- CONTROL REGISTER 10
2296	(8F8)	DBL WORD	8	LCCAP2CB	- CONTROL REGISTER 11
2304	(900)	DBL WORD	8	LCCAP2CC	- CONTROL REGISTER 12
2312	(908)	DBL WORD	8	LCCAP2CD	- CONTROL REGISTER 13
2320	(910)	DBL WORD	8	LCCAP2CE	- CONTROL REGISTER 14
2328	(918)	DBL WORD	8	LCCAP2CF(0)	- PROGRAM FLIH MAINLINE LINKAGE STACK
2328	(918)	SIGNED	4	LCCAP2CFH	- High half of CR15
2332	(91C)	SIGNED	4	LCCAP2CFL	- Low half of CR15 ADDRESS (CR15)
2336	(920)	SIGNED	2	LCCAPWDA(0)	- Processor Waiting and Dispatcher active Flags (must be in same halfword)
2336	(920)	BITSTRING	1	LCCAPWAIT	- Wait flags for this CPU
	1... ....			LCCAPWSTS	"X'80'" WAIT TASK TIME SLICE FLAG 1=WAIT TASK TIME SLICE WAS A SHORT ONE. BIT IS SET BY THE DISPATCHER AND RESET BY THE DISPATCHER VIA A MOVE IMMEDIATE INSTRUCTION
	.1... ....			LCCAPWTCK	"X'40'" WAIT TASK TIME SLICE FLAG 1=WAIT TASK TIME SLICE HAS EXPIRED BIT IS SET BY THE EXTERNAL FLIH AND RESET BY THE DISPATCHER VIA A MOVE IMMEDIATE INSTRUCTION
	.... ...1			LCCA_PROCESSOR_WAITING	"X'01'" Processor Waiting flag
2337	(921)	BITSTRING	1	LCCADACT	Dispatcher Active Flags
	1... ....			LCCADSCAN	"X'80'" WORK QUEUE RESCAN REQUIRED BIT IS SET AND RESET BY THE DISPATCHER ONLY WHILE ACTIVE IS ALREADY HELD.
	.1... ....			LCCADPRMT	"X'40'" TASK TIME SLICE FLAG 1=TASK TIME SLICE HAS EXPIRED BIT SET BY EXTERNAL FLIH AND RESET BY THE DISPATCHER

Table 550. Structure LCCA (continued)

Offset Dec	Offset Hex	Type	Len	Name (Dim)	Description
		..1. ....		LCCADPRMT_MAJOR	"X'20'" When LCCADPRMT is on, if this bit is on a major task time slice was the reason for interrupting the running thread. Otherwise it was a minor task time slice that interrupted the thread
		...1 ....		LCCA_RESCAN_LCCAWUQR	"X'10'" When on, indicates dispatcher rescan processing needs to run for the number of times in LCCAWUQR before entering a wait.
		.... 11..		LCCADACT_FLAGRSVD	"X'0C'" Reserved, for IBM use only
		.... ...1		LCCA_DISPATCHER_ACTIVE	"X'01'" Dispatcher_Active indicator
2338	(922)	SIGNED	2	LCCA0ILC	- Original ILC. Only valid when LCCAFPPE is on.
2340	(924)	SIGNED	4	LCCAPSB5	- ASCB ADDRESS WHERE PAGE/SEGMENT FAULT OCCURRED
2344	(928)	BITSTRING	64	LCCAPAR5(0)	- PROGRAM FLIH RECURSION ACCESS REGISTER SAVEAREA 5
2344	(928)	SIGNED	4	LCCAP5A0	- ACCESS REGISTER 0
2348	(92C)	SIGNED	4	LCCAP5A1	- ACCESS REGISTER 1
2352	(930)	SIGNED	4	LCCAP5A2	- ACCESS REGISTER 2
2356	(934)	SIGNED	4	LCCAP5A3	- ACCESS REGISTER 3
2360	(938)	SIGNED	4	LCCAP5A4	- ACCESS REGISTER 4
2364	(93C)	SIGNED	4	LCCAP5A5	- ACCESS REGISTER 5
2368	(940)	SIGNED	4	LCCAP5A6	- ACCESS REGISTER 6
2372	(944)	SIGNED	4	LCCAP5A7	- ACCESS REGISTER 7
2376	(948)	SIGNED	4	LCCAP5A8	- ACCESS REGISTER 8
2380	(94C)	SIGNED	4	LCCAP5A9	- ACCESS REGISTER 9
2384	(950)	SIGNED	4	LCCAP5AA	- ACCESS REGISTER 10
2388	(954)	SIGNED	4	LCCAP5AB	- ACCESS REGISTER 11
2392	(958)	SIGNED	4	LCCAP5AC	- ACCESS REGISTER 12
2396	(95C)	SIGNED	4	LCCAP5AD	- ACCESS REGISTER 13
2400	(960)	SIGNED	4	LCCAP5AE	- ACCESS REGISTER 14
2404	(964)	SIGNED	4	LCCAP5AF	- ACCESS REGISTER 15
2408	(968)	BITSTRING	1	LCCAPTR5	- PROGRAM FLIH RECURSION TEA AR NUMBER SAVEAREA 5
2409	(969)	BITSTRING	1	LCCAPMFV	- RECURSIVE PAGE FAULT MAINLINE FUNCTION VALUE SAVEAREA
2410	(96A)	SIGNED	2	LCCADIEP	- PASN value set by previous CMSET SET,DIE=YES,... Used by program FLIH to determine whether a SSE program interrupt is valid.
2412	(96C)	BITSTRING	64	(0)	- was LCCAPCR5
2412	(96C)	SIGNED	4	LCCAPGR5(16)	- PROGRAM FLIH RECURSION REGISTER SAVE AREA 5
2476	(9AC)	ADDRESS	4	LCCADSA5	- REAL ADDRESS OF THE DATA SPACE ASTE CAUSING THE RECURSIVE FAULT.
2480	(9B0)	DBL WORD	8	LCCAPPS5	- PROGRAM FLIH RECURSION PSW SA 5
2488	(9B8)	BITSTRING	4	LCCAPIC5	- PROGRAM FLIH RECURSION ILC AND INTERRUPT CODE SAVE AREA 5
2492	(9BC)	SIGNED	4	LCCAPTE5(0)	PROGRAM FLIH RECURSION TRANSLATION EXCEPTION ADDRESS SAVE AREA 5
2492	(9BC)	BITSTRING	3		- FIRST THREE BYTES OF ADDRESS



Table 550. Structure LCCA (continued)

Offset Dec	Offset Hex	Type	Len	Name (Dim)	Description
2495	(9BF)	BITSTRING	1	LCCAPSTL	- LAST BYTE OF LCCAPTE5 X '00' - PRIMARY STD USED X '01' - STD WAS AR QUALIFIED X '02' - SECONDARY STD USED X '03' - HOME STD USED.
2496	(9C0)	SIGNED	4	(0)	
2496	(9C0)	BITSTRING	8	LCCATTSC(0)	- Workunit Time Slice Interval Ownership: SRM Serialization: SRM Lock.
2496	(9C0)	SIGNED	4	LCCATTS1	- High Order 32 bits of LCCATTSC Ownership: SRM Serialization: SRM Lock.
2500	(9C4)	SIGNED	4	LCCATTS2	- Low Order 32 bits of LCCATTSC Ownership: SRM Serialization: SRM Lock.
2504	(9C8)	BITSTRING	8	LCCAWTSC(0)	- WAIT TASK TIME SLICE INTERVAL
2504	(9C8)	SIGNED	4	LCCAWTS1	- HIGH ORDER 32 BITS
2508	(9CC)	SIGNED	4	LCCAWTS2	- LOW ORDER 32 BITS
2512	(9D0)	SIGNED	4	LCCATP	- Workunit Preemption Count - number of workunit time slice expirations. Ownership: Supervisor Control. Serialization: Disablement on current processor.
2516	(9D4)	SIGNED	4	LCCATPU	- Unproductive Workunit Preemption Count - number of workunit time slice expirations that were not needed. Ownership: Supervisor Control Serialization: Disablement on current processor.
2520	(9D8)	SIGNED	4	LCCAWP	- WAIT PREEMPTION COUNT - NUMBER OF WAIT TASK TIME SLICE EXPIRATIONS
2524	(9DC)	SIGNED	4	LCCAWPU	- UNPRODUCTIVE WAIT PREEMPTION COUNT - NUMBER OF WAIT TASK TIME SLICE EXPIRATIONS THAT WERE NOT NEEDED
2528	(9E0)	SIGNED	4	LCCATPB	- Workunit Preemption Count Base - previous value of LCCATP Ownership: SRM Serialization: SRM Lock.
2532	(9E4)	SIGNED	4	LCCATPUB	- Unproductive Workunit Preemption Count Base - previous value of LCCATPU Ownership: SRM Serialization: SRM Lock.
2536	(9E8)	SIGNED	4	LCCAWPB	- WAIT PREEMPTION COUNT BASE - PREVIOUS VALUE OF LCCAWP
2540	(9EC)	SIGNED	4	LCCAWPUB	- UNPRODUCTIVE WAIT PREEMPTION COUNT BASE - PREVIOUS VALUE OF LCCAWPU
2544	(9F0)	SIGNED	2	LCCAOID	- Active ASID or Enclave ID when the workunit time slice expired
		1... ....		LCCAENID	"X'80'" - LCCAOID is an Enclave ID.
2546	(9F2)	BITSTRING	1	LCCAMTSC	Maximum number of consecutive dispatches per task for a major timeslice
		1... ....		LCCAFDSP	"X'80'" Indicates first dispatch, this bit is always on and should not be included when using LCCAMTSC
		.111 1111		LCCAMTSC_MAX	"X'7F'" Max LCCAMTSC
		.... ...1		LCCAMTSC_MIN	"X'01'" Min LCCAMTSC
2547	(9F3)	BITSTRING	1	LCCACTSC	Number of consecutive dispatches remaining for this task
2548	(9F4)	ADDRESS	4	LCCAPPRI	- Priority of Active workunit when time slice expired SERIALIZATION: Disablement OWNERSHIP: Supervisor Control

Table 550. Structure LCCA (continued)

Offset Dec	Offset Hex	Type	Len	Name (Dim)	Description
2552	(9F8)	SIGNED	4	LCCACPTM	- THIS CPU'S COUNT DOWN TIMER This timer field is used to determine when a CPU should execute the need help determination logic. OWNERSHIP: SUPERVISOR SERIALIZATION: NONE
2556	(9FC)	ADDRESS	4	LCCACLSO	- The address of the LSSD for the currently executing SRB routine. Only valid when an SRB is executing.
2560	(A00)	DBL WORD	8	(0)	
2560	(A00)	ADDRESS	4	LCCAWUQA(17)	- Array of Work Unit Queues for this processor. SERIALIZATION: Disablement. Global Intersect is required to change an element in another processor's LCCAWUQA. TBD: Disablement requirement might not be needed. Dispatcher Active or Global Intersect is required. WUQA(0) is the CPU's primary WUQ. WUQA(1) is the CPU's specific help WUQ. WUQA(2-16) is the CPU's generic help WUQ. OWNERSHIP: Supervisor Control
2560	(A00)	X'0'	0	LCCAWUQA_PRIMARYINDEX	"0" Primary Wuq Index into LCCAWUQA
2560	(A00)	X'1'	0	LCCAWUQA_SPECIFICHELPIINDEX	"1" Specific help WUQ index into LCCAWUQA
		1... ....		LCCAWUQA_HONORPRIORITY	"X'80'" For LCCAWUQA(0) only, when on indicates that this WUQ is to be scanned in parallel with the next one, looking for highest priority work
		1... ....		LCCAWUQA_IGNOREWUQ	"X'80'" For LCCAWUQA(1) only, when on indicates that this WUQ is to be ignored during work search
2628	(A44)	ADDRESS	4	LCCAHPWUQ	- The address of the high priority WUQ
2632	(A48)	CHARACTER	1	LCCAWUQA_END(0)	End of LCCAWUQA
2632	(A48)	DBL WORD	8	(0)	
2632	(A48)	BITSTRING	8	LCCASPECHelpREQTOD	Timestamp when this CPU was requested to provide specific help to another WUQ (when LCCAWUQA(1) was setup for help)
2640	(A50)	BITSTRING	8	LCCADIAGA50	Diagnostic area, for IBM use only
2648	(A58)	ADDRESS	4	LCCAALTCWEB	Alternate WUQ current WEB address. This is a cursor to the WEB this CPU should dispatch off the alternate WUQ when no better candidate is found on the current WUQ. This field is only meaningful during work search. When this field is zero and the alternate WUQ must be searched, the queue must be scanned.
2652	(A5C)	ADDRESS	4	LCCAALTPWEB	Alternate WUQ previous WEB address. This is the previous WEB which points to the Alternate WUQ current WEB address (LccaAltCWeb). This field is only meaningful during work search. When LccaAltCWeb=0 this field must not be used.
2656	(A60)	BITSTRING	8	LCCARA60	Reserved, was LccaResumeScanSpecHelpWuq and LccaResumeScanSpecHelpPWeb
2664	(A68)	DBL WORD	8	LCCAEND(0)	END OF LCCA.

Table 551. Cross Reference for LCCA

Name	Offset	Hex Tag
LCCA	0	
LCCA_BYLPAR_PROCCCLASS_PREZOS21	378	
LCCA_CPU_ADDRESS_MASK	1A8	0
LCCA_CPU_ADDRESS_MASK_OFFSET	280	0
LCCA_CPU_ADDRESS_MASK32	1A8	1A8
LCCA_CPU_AFFINITY_MASK	1A8	1A8
LCCA_CR0ESAVEAREA	3F0	
LCCA_DISPATCHER_ACTIVE	921	1
LCCA_NHTM_AT_CPTM_UPDATE	288	
LCCA_PARTIALCPUMASK	1A8	0
LCCA_PARTIALCPUMASKOFFSET	280	0
LCCA_PROCESSOR_WAITING	920	1
LCCA_RESCAN_LCCAWUQR	921	10
LCCA_SRBPARM	444	0
LCCA_THREADMASK	250	
LCCA_TIMERCR0ESAVEAREA	3F8	
LCCA_TURN_OFF_CR0_AFPREGISTER	377	8
LCCA_TURN_OFF_CR0_VR	377	4
LCCA_WUQA_EQPRIRQMDP_TOD	3E8	
LCCA_00R4INTOPARTIALCPUMASK	2F0	0
LCCAACR	21C	80
LCCAALOV	618	
LCCAALTCWEB	A58	
LCCAALTI	374	
LCCAALTP	370	
LCCAALTPWEB	A5C	
LCCAAOLD	298	
LCCAAOLS	21F	8
LCCABBCC	266	0
LCCABBCT	200	0
LCCABBRC	568	0
LCCABEA1	448	0
LCCABEA2	450	0
LCCABEA3	458	0
LCCABEA4	460	0
LCCABEA5	468	0
LCCABFP	3C1	10
LCCABFPH	3C1	1
LCCABIND	21C	1

Table 551. Cross Reference for LCCA (continued)

Name	Offset	Hex Tag
LCCABRCH	2B8	2
LCCABWTO	2B8	1
LCCACAFM	6	0
LCCACCRR	376	80
LCCACDSA	594	0
LCCACDSB	598	0
LCCACDSC	59C	0
LCCACDSD	5A0	0
LCCACDSE	5A4	0
LCCACDSF	5A8	0
LCCACDSV	56C	
LCCACDS0	56C	0
LCCACDS1	570	0
LCCACDS2	574	0
LCCACDS3	578	0
LCCACDS4	57C	0
LCCACDS5	580	0
LCCACDS6	584	0
LCCACDS7	588	0
LCCACDS8	58C	0
LCCACDS9	590	0
LCCACDXM	548	0
LCCACHAP	20D	40
LCCACLMS	2B4	40
LCCACLS0	9FC	
LCCACPTM	9F8	0
LCCACPUA	4	0
LCCACPUR	20D	20
LCCACPUS	218	
LCCACRDP	2B5	2
LCCACREF	2B5	80
LCCACREX	2B5	0
LCCACRFL	2B4	0
LCCACRIN	2B5	8
LCCACRLC	2AC	0
LCCACRLE	2B5	20
LCCACRLM	2B5	4
LCCACRRM	2B5	40
LCCACRRT	2B5	10

Table 551. Cross Reference for LCCA (continued)

Name	Offset	Hex Tag
LCCACRST	2B5	1
LCCACRTM	2B4	80
LCCACRYP	21F	80
LCCACR0	9C	0
LCCACR8W	558	0
LCCACTSC	9F3	0
LCCACVSR	2B8	4
LCCACWEB	344	
LCCACWEBFLAGRESERVED	34C	80
LCCACWEBFLAGS	34C	0
LCCACWEBIEAVEJSTCALLED	34C	40
LCCAC063	2B7	80
LCCADACT	921	0
LCCADACT_FLAGRSVD	921	C
LCCADBCT	224	0
LCCADCPU	2A4	
LCCADIAGA50	A50	0
LCCADIAG428	428	0
LCCADIAG442	442	0
LCCADIEP	96A	0
LCCADISPATCHMIXFLAGS	376	
LCCADNU2	1A5	20
LCCADNU2_LWA	1C0	
LCCADPRMT	921	40
LCCADPRMT_MAJOR	921	20
LCCADSA2	1A0	
LCCADSA5	9AC	
LCCADSCAN	921	80
LCCADSE1	3C0	80
LCCADSE2	3C0	40
LCCADSE3	3C0	20
LCCADSE4	3C0	10
LCCADSE5	3C0	8
LCCADSF1	21C	0
LCCADSF2	21D	0
LCCADSF3	99	0
LCCADSF4	282	0
LCCADSV1	228	
LCCADSV2	22C	

Table 551. Cross Reference for LCCA (continued)

Name	Offset	Hex Tag
LCCADSV3	230	
LCCADSV4	234	
LCCADSV5	238	
LCCADSV6	23C	
LCCADS0F	3C0	0
LCCADS0W	220	
LCCADS7E	21D	2
LCCAEE1R	240	
LCCAEE2R	244	
LCCAEE3R	248	
LCCAELKP	470	0
LCCAEMS0	670	0
LCCAEND	A68	
LCCAENID	9F0	80
LCCAERIS	20C	40
LCCAESAV	294	
LCCAESC2	2B9	80
LCCAESC5SRBADDR	284	
LCCAESMR	2B8	10
LCCAESPN	20D	8
LCCAETP	368	0
LCCAETPB	36C	0
LCCAETSC	21C	20
LCCAETR	21D	8
LCCAELTS	21D	10
LCCAEXSN	20C	1
LCCAFDSP	9F2	80
LCCAFLCS	265	0
LCCAFLGS	377	
LCAFPFL	3C1	0
LCAFPWR	290	
LCAFWP	354	
LCAFWPC	358	0
LCAFWPP	354	0
LCCAGRSI	1A5	80
LCCAGSF	3C1	4
LCAHPWUQ	A44	
LCAIDRH	438	0
LCAIDRL	43C	

Table 551. Cross Reference for LCCA (continued)

Name	Offset	Hex Tag
LCCAIDR8	438	
LCCAIDUV	3D0	
LCCAIEAVEDSRHASREQUEUEDSRBS	377	10
LCCAIFAI	370	0
LCCAIHRC	208	
LCCAIHR1	208	0
LCCAIHR2	209	0
LCCAIHR3	20A	0
LCCAIHR4	20B	0
LCCAINGR	1E0	0
LCCAINT	20C	2
LCCAIIOC3	560	0
LCCAIIOC4	564	0
LCCAIOR1	2E4	0
LCCAIOR2	2E8	0
LCCAIOR3	2EC	0
LCCAIOSL	1A4	20
LCCAIOSS	55C	0
LCCAIOSU	1A4	8
LCCAIOWA	2E0	
LCCAIOMUX	55C	
LCCAIXSH	1A4	4
LCCALCCA	0	D3C3C3C1
LCCALCCX	28C	
LCCALCXR	290	
LCCALKFG	2B6	0
LCCALKRD	2B6	10
LCCALOCK	20C	20
LCCALSDP	624	
LCCALSHD	748	
LCCALSHP	74C	
LCCALSSD	620	
LCCALWTM	2C0	0
LCCAMCR0	204	0
LCCAMPEN	204	10
LCCAMSF	20D	80
LCCAMTSC	9F2	0
LCCAMTSC_MAX	9F2	7F
LCCAMTSC_MIN	9F2	1

Table 551. Cross Reference for LCCA (continued)

Name	Offset	Hex Tag
LCCANHTM	2DC	0
LCCANWEB	348	
LCCA0ID	9F0	0
LCCA0ILC	922	0
LCCAORMT	2D8	
LCCAPALP	37A	
LCCAPARK	21D	40
LCCAPAR1	760	
LCCAPAR2	E0	
LCCAPAR3	630	
LCCAPAR4	7A0	
LCCAPAR5	928	
LCCAPASS	21F	20
LCCAPCFL	283	
LCCAPCR1	820	
LCCAPCR2	8A0	
LCCAPCR3	120	
LCCAPC3S	8B8	0
LCCAPC4S	8C0	0
LCCAPDXC	97	
LCCAPEC1	6B8	6BA
LCCAPEEC	92	0
LCCAPER A	3C4	
LCCAPER C	3C2	0
LCCAPEX1	864	0
LCCAPEX2	8E4	0
LCCAPEX3	164	0
LCCAPGA2	48	
LCCAPGMM	50A	0
LCCAPGR1	8	0
LCCAPGR2	48	0
LCCAPGR3	A0	0
LCCAPGR4	6C0	0
LCCAPGR5	96C	0
LCCAPGTA	2D2	0
LCCAPICC	98	0
LCCAPICD	93	0
LCCAPIC1	6B8	0
LCCAPIC3	758	0



Table 551. Cross Reference for LCCA (continued)

Name	Offset	Hex Tag
LCCAPIC5	9B8	0
LCCAPILC	91	0
LCCAPINT	90	
LCCAPITX	92	2
LCCAPMC	93	40
LCCAPMFV	969	0
LCCAPOST	5F0	0
LCCAPPER	93	80
LCCAPPND	21F	1
LCCAPPRI	9F4	
LCCAPPR2	24F	0
LCCAPPSW	88	0
LCCAPPS1	6B0	0
LCCAPPS3	750	0
LCCAPPS5	9B0	0
LCCAPRMW	53C	
LCCAPROCCLASS_PREZOS21	378	
LCCAPRTN	544	
LCCAPSB2	61C	
LCCAPSB5	924	0
LCCAPSLI	700	0
LCCAPSMK	21E	0
LCCAPSTA	97	1
LCCAPSTD	97	0
LCCAPSTH	97	3
LCCAPSTL	9BF	0
LCCAPSTP	97	0
LCCAPSTS	97	2
LCCAPSW3	1D8	0
LCCAPTCB	540	
LCCAPTE1	6BC	0
LCCAPTE3	75C	0
LCCAPTE5	9BC	
LCCAPTR1	24C	0
LCCAPTR2	24D	0
LCCAPTR3	24E	0
LCCAPTR5	968	0
LCCAPT2N	24D	F
LCCAPT22	24D	20

Table 551. Cross Reference for LCCA (continued)

Name	Offset	Hex Tag
LCCAPT23	24D	10
LCCAPVAD	94	
LCCAPVXM	94	80
LCCAPV56	97	80
LCCAPV60	97	8
LCCAPV61	97	4
LCCAPWAIT	920	0
LCCAPWDA	920	
LCCAPWEB	220	
LCCAPWSTS	920	80
LCCAPWTCK	920	40
LCCAPX1A	844	0
LCCAPX1K	83C	0
LCCAPX1P	846	0
LCCAPX1S	83E	0
LCCAPX2A	8C4	0
LCCAPX2K	8BC	0
LCCAPX2P	8C6	0
LCCAPX2S	8BE	0
LCCAPX3A	144	0
LCCAPX3K	13C	0
LCCAPX3P	146	0
LCCAPX3S	13E	0
LCCAP1AA	788	0
LCCAP1AB	78C	0
LCCAP1AC	790	0
LCCAP1AD	794	0
LCCAP1AE	798	0
LCCAP1AF	79C	0
LCCAP1A0	760	0
LCCAP1A1	764	0
LCCAP1A2	768	0
LCCAP1A3	76C	0
LCCAP1A4	770	0
LCCAP1A5	774	0
LCCAP1A6	778	0
LCCAP1A7	77C	0
LCCAP1A8	780	0
LCCAP1A9	784	0

Table 551. Cross Reference for LCCA (continued)

Name	Offset	Hex Tag
LCCAP1CA	870	0
LCCAP1CB	878	0
LCCAP1CC	880	0
LCCAP1CD	888	0
LCCAP1CE	890	0
LCCAP1CF	898	0
LCCAP1C0	820	0
LCCAP1C1	828	0
LCCAP1C2	830	
LCCAP1C2H	830	0
LCCAP1C2L	834	0
LCCAP1C3	838	
LCCAP1C4	840	
LCCAP1C5	848	0
LCCAP1C6	850	0
LCCAP1C7	858	0
LCCAP1C8	860	
LCCAP1C9	868	0
LCCAP1XM	838	
LCCAP2AA	108	0
LCCAP2AB	10C	0
LCCAP2AC	110	0
LCCAP2AD	114	0
LCCAP2AE	118	0
LCCAP2AF	11C	0
LCCAP2A0	E0	0
LCCAP2A1	E4	0
LCCAP2A2	E8	0
LCCAP2A3	EC	0
LCCAP2A4	F0	0
LCCAP2A5	F4	0
LCCAP2A6	F8	0
LCCAP2A7	FC	0
LCCAP2A8	100	0
LCCAP2A9	104	0
LCCAP2CA	8F0	0
LCCAP2CB	8F8	0
LCCAP2CC	900	0
LCCAP2CD	908	0

Table 551. Cross Reference for LCCA (continued)

Name	Offset	Hex Tag
LCCAP2CE	910	0
LCCAP2CF	918	
LCCAP2CFH	918	0
LCCAP2CFL	91C	0
LCCAP2C0	8A0	0
LCCAP2C1	8A8	
LCCAP2C1H	8A8	0
LCCAP2C1L	8AC	0
LCCAP2C2	8B0	
LCCAP2C2H	8B0	0
LCCAP2C2L	8B4	0
LCCAP2C3	8B8	
LCCAP2C4	8C0	
LCCAP2C5	8C8	
LCCAP2C5H	8C8	0
LCCAP2C5L	8CC	0
LCCAP2C6	8D0	0
LCCAP2C7	8D8	
LCCAP2C7H	8D8	0
LCCAP2C7L	8DC	0
LCCAP2C8	8E0	
LCCAP2C9	8E8	0
LCCAP2NA	283	80
LCCAP2XM	8B8	
LCCAP3AA	658	0
LCCAP3AB	65C	0
LCCAP3AC	660	0
LCCAP3AD	664	0
LCCAP3AE	668	0
LCCAP3AF	66C	0
LCCAP3A0	630	0
LCCAP3A1	634	0
LCCAP3A2	638	0
LCCAP3A3	63C	0
LCCAP3A4	640	0
LCCAP3A5	644	0
LCCAP3A6	648	0
LCCAP3A7	64C	0
LCCAP3A8	650	0

Table 551. Cross Reference for LCCA (continued)

Name	Offset	Hex Tag
LCCAP3A9	654	0
LCCAP3CA	170	0
LCCAP3CB	178	0
LCCAP3CC	180	0
LCCAP3CD	188	0
LCCAP3CE	190	0
LCCAP3CF	198	0
LCCAP3C0	120	0
LCCAP3C1	128	0
LCCAP3C2	130	0
LCCAP3C3	138	
LCCAP3C4	140	
LCCAP3C5	148	0
LCCAP3C6	150	0
LCCAP3C7	158	0
LCCAP3C8	160	
LCCAP3C9	168	0
LCCAP3XM	138	
LCCAP4AA	7C8	0
LCCAP4AB	7CC	0
LCCAP4AC	7D0	0
LCCAP4AD	7D4	0
LCCAP4AE	7D8	0
LCCAP4AF	7DC	0
LCCAP4A0	7A0	0
LCCAP4A1	7A4	0
LCCAP4A2	7A8	0
LCCAP4A3	7AC	0
LCCAP4A4	7B0	0
LCCAP4A5	7B4	0
LCCAP4A6	7B8	0
LCCAP4A7	7BC	0
LCCAP4A8	7C0	0
LCCAP4A9	7C4	0
LCCAP5AA	950	0
LCCAP5AB	954	0
LCCAP5AC	958	0
LCCAP5AD	95C	0
LCCAP5AE	960	0

Table 551. Cross Reference for LCCA (continued)

Name	Offset	Hex Tag
LCCAP5AF	964	0
LCCAP5A0	928	0
LCCAP5A1	92C	0
LCCAP5A2	930	0
LCCAP5A3	934	0
LCCAP5A4	938	0
LCCAP5A5	93C	0
LCCAP5A6	940	0
LCCAP5A7	944	0
LCCAP5A8	948	0
LCCAP5A9	94C	0
LCCARARA	808	0
LCCARARB	80C	0
LCCARARC	810	0
LCCARARD	814	0
LCCARARE	818	0
LCCARARF	81C	0
LCCARARS	7E0	
LCCARAR0	7E0	0
LCCARAR1	7E4	0
LCCARAR2	7E8	0
LCCARAR3	7EC	0
LCCARAR4	7F0	0
LCCARAR5	7F4	0
LCCARAR6	7F8	0
LCCARAR7	7FC	0
LCCARAR8	800	0
LCCARAR9	804	0
LCCARA60	A60	0
LCCARCPU	2A8	
LCCAREGS	1A4	1
LCCARES1	50C	0
LCCARES2	528	0
LCCARIA	3C1	40
LCCARSGR	2F4	0
LCCARSMAD	1A6	80
LCCARSMAD_LWA	1B0	
LCCARSMCM	1A6	10
LCCARSMCM_LWA	1BC	

Table 551. Cross Reference for LCCA (continued)

Name	Offset	Hex Tag
LCCARSMC	50C	
LCCARSMK	509	0
LCCARSMML	1A4	40
LCCARSMST	1A6	20
LCCARSMST_LWA	1B8	
LCCARSMXM	1A6	40
LCCARSMXM_LWA	1B4	
LCCARSTP	2B8	40
LCCARSTR	20C	8
LCCARSWS	224	80
LCCARWEB	5EC	
LCCARWLK	5EC	80
LCCARWQL	37C	
LCCAR1D4	1C4	0
LCCAR2B0	2B0	0
LCCAR2F2	2F2	0
LCCAR3CC	3CC	
LCCAR3D4	3D4	
LCCAR34D	34D	0
LCCAR378	378	
LCCAR400	400	0
LCCAR440	440	0
LCCASAFN	2D0	0
LCCASCFL	21F	0
LCCASCSA	4C0	0
LCCASCW1	3D8	
LCCASCW2	3DC	
LCCASCW3	3E0	
LCCASCW4	3E4	
LCCASDRH	430	0
LCCASDRL	434	
LCCASDR8	430	
LCCASDUV	3C8	
LCCASEML	1B0	
LCCASGPR	380	0
LCCASHRL	1A4	
LCCASHRL_0	1A4	0
LCCASHRL_1	1A5	0
LCCASHRL_2	1A6	0

Table 551. Cross Reference for LCCA (continued)

Name	Offset	Hex Tag
LCCASHRL_3	1A7	0
LCCASIGS	20C	80
LCCASLEB	2B8	
LCCASLE1	2B8	0
LCCASLE2	2B9	0
LCCASLIP	2BC	
LCCASLSA	5AC	0
LCCASMQJ	360	0
LCCASMSK	508	0
LCCASOPI	97	4
LCCASPECHELPREQTOD	A48	
LCCASPECIALEXITRESTART	282	80
LCCASPECIALEXITWTI	21C	40
LCCASPIN	20C	
LCCASPLJ	364	0
LCCASPN1	20C	0
LCCASPN2	20D	0
LCCASPN3	20E	0
LCCASPN4	20F	0
LCCASPSW	534	0
LCCASRBC	554	
LCCASRBF	2D0	
LCCASRBISGLOBAL	377	20
LCCASRBJ	2A0	0
LCCASRBM	21D	80
LCCASREG	4D4	0
LCCASRGs	538	0
LCCASRME	1A5	40
LCCASRSA	35C	0
LCCASSA2	2C8	
LCCASSA5	2CC	
LCCASSRB	21D	20
LCCASSTA	2D8	40
LCCASSTD	2D8	80
LCCASSTE	2D8	20
LCCASTAS	20D	10
LCCASTCP	2B8	80
LCCASTCT	264	0
LCCASTFL	2B7	0



Table 551. Cross Reference for LCCA (continued)

Name	Offset	Hex Tag
LCCASTG1	478	0
LCCASTST	20D	4
LCCASVC6	21C	4
LCCASXLS	20D	2
LCCASXMR	270	0
LCCATCAC	50B	40
LCCATCBC	550	
LCCATCBSRBCOUNTS	550	
LCCATCFB	50B	0
LCCATCTL	50B	80
LCCATCT2	21C	2
LCCATDIE	377	80
LCCATEE	3C1	20
LCCATIMR	21C	10
LCCATOD	210	
LCCATODH	210	0
LCCATODL	214	0
LCCATOLD	29C	
LCCATOLS	21F	4
LCCATP	9D0	0
LCCATPB	9E0	0
LCCATPU	9D4	0
LCCATPUB	9E4	0
LCCATRAC	1A4	80
LCCATSMC	21C	8
LCCATSPN	20C	10
LCCATTSC	9C0	
LCCATTS1	9C0	0
LCCATTS2	9C4	0
LCCATVS	21D	4
LCCATVSE	21F	10
LCCATVS2	21D	1
LCCATVS3	21F	2
LCCAVARY	2B4	1
LCCAVCPU	99	80
LCAVSS	3C1	8
LCAVTOD	2B8	20
LCCAWDT	334	0
LCAWFCT	202	0

Table 551. Cross Reference for LCCA (continued)

Name	Offset	Hex Tag
LCCAWFL2	2F3	
LCCAWLMQ	1A4	2
LCCAWLOF	265	80
LCCAWP	9D8	0
LCCAWPB	9E8	0
LCCAWPU	9DC	0
LCCAWPUB	9EC	0
LCCAWS	260	0
LCCAWSO	258	0
LCCAWSU	25C	0
LCCAWTD	254	0
LCCAWTIM	268	0
LCCAWTSC	9C8	
LCCAWTS1	9C8	0
LCCAWTS2	9CC	0
LCCAWUQA	A00	
LCCAWUQA_END	A48	
LCCAWUQA_HONORPRIORITY	A00	80
LCCAWUQA_IGNOREWUQ	A00	80
LCCAWUQA_PRIMARYINDEX	A00	0
LCCAWUQA_SPECIFICHELPINDEX	A00	1
LCCAWUQDEGRRAN	9A	0
LCCAWUQHASCHANGED	377	40
LCCAWUQI	372	0
LCCAWUQI_FIRSTGENERIC	372	8
LCCAWUQI_HPWUQ	372	44
LCCAWUQM	350	
LCCAWUQR	34E	0
LCCAWUQW	370	
LCCAXCFQ	1A4	10
LCCAXLS	2B9	40
LCCAXMFA	2B8	8
LCCAXRC1	208	80
LCCAXRC2	208	40
LCCAXTIM	628	0
LCCAZ1	377	4
LCCAZ2	3C1	8

## LCCAVT information

### LCCAVT programming interface information

LCCAVT is a programming interface.

### LCCAVT heading information

<b>Common name:</b>	Logical Configuration Communication Area Vector Table
<b>Macro ID:</b>	IHALCCAT
<b>DSECT name:</b>	LCCAVT
<b>Owning component:</b>	Supervisor Control (SC1C5)
<b>Eye-catcher ID:</b>	NONE
<b>Storage attributes:</b>	Subpool: 245 Key: 0
<b>Size:</b>	CVTMAXMP+1 LCCAT00P Entries
<b>Created by:</b>	IEAVNIPO
<b>Pointed to by:</b>	CVTLCCAT field of the CVT data area
<b>Serialization:</b>	None
<b>Function:</b>	Contains address of LCCA for each processor.

### LCCAVT mapping

Table 552. Structure LCCAVT

Offset Dec	Offset Hex	Type	Len	Name (Dim)	Description
0	(0)	STRUCTURE	0	LCCAVT	
0	(0)	ADDRESS	4	LCCAT00P	- ADDRESS OF LCCA FOR CPU 0. There are CVTMAXMP+1 entries. Do not reference entries beyond CVTMAXMP+1.
4	(4)	ADDRESS	4	LCCAT01P	- ADDRESS OF LCCA FOR CPU 1
8	(8)	ADDRESS	4	LCCAT02P	- ADDRESS OF LCCA FOR CPU 2
12	(C)	ADDRESS	4	LCCAT03P	- ADDRESS OF LCCA FOR CPU 3
16	(10)	ADDRESS	4	LCCAT04P	- ADDRESS OF LCCA FOR CPU 4
20	(14)	ADDRESS	4	LCCAT05P	- ADDRESS OF LCCA FOR CPU 5
24	(18)	ADDRESS	4	LCCAT06P	- ADDRESS OF LCCA FOR CPU 6
28	(1C)	ADDRESS	4	LCCAT07P	- ADDRESS OF LCCA FOR CPU 7
32	(20)	ADDRESS	4	LCCAT08P	- ADDRESS OF LCCA FOR CPU 8
36	(24)	ADDRESS	4	LCCAT09P	- ADDRESS OF LCCA FOR CPU 9
40	(28)	ADDRESS	4	LCCAT10P	- ADDRESS OF LCCA FOR CPU 10
44	(2C)	ADDRESS	4	LCCAT11P	- ADDRESS OF LCCA FOR CPU 11
48	(30)	ADDRESS	4	LCCAT12P	- ADDRESS OF LCCA FOR CPU 12
52	(34)	ADDRESS	4	LCCAT13P	- ADDRESS OF LCCA FOR CPU 13
56	(38)	ADDRESS	4	LCCAT14P	- ADDRESS OF LCCA FOR CPU 14
60	(3C)	ADDRESS	4	LCCAT15P	- ADDRESS OF LCCA FOR CPU 15
64	(40)	ADDRESS	4	LCCAT16_31P(16)	- Addresses OF LCCAs for CPUs 16-31
128	(80)	ADDRESS	4	LCCAT31_63P(32)	- Addresses OF LCCAs for CPUs 32-63
256	(100)	ADDRESS	4	LCCAT64_127P(64)	- Addresses OF LCCAs for CPUS 64-127

Table 552. Structure LCCAVT (continued)

Offset Dec	Offset Hex	Type	Len	Name (Dim)	Description
512	(200)	DBL WORD	8	LCCATEND(0)	- END OF LCCAT. There are CVTMAXMP+1 entries. Do not reference entries beyond CVTMAXMP+1

Table 553. Cross Reference for LCCAVT

Name	Offset	Hex Tag
LCCATEND	200	
LCCAT00P	0	
LCCAT01P	4	
LCCAT02P	8	
LCCAT03P	C	
LCCAT04P	10	
LCCAT05P	14	
LCCAT06P	18	
LCCAT07P	1C	
LCCAT08P	20	
LCCAT09P	24	
LCCAT10P	28	
LCCAT11P	2C	
LCCAT12P	30	
LCCAT13P	34	
LCCAT14P	38	
LCCAT15P	3C	
LCCAT16_31P	40	
LCCAT31_63P	80	
LCCAT64_127P	100	
LCCAVT	0	

## LCT information

### LCT heading information

<b>Common name:</b>	Linkage Control Table
<b>Macro ID:</b>	IEFALLCT
<b>DSECT name:</b>	None provided
<b>Owning component:</b>	Initiator (SC1B6)
<b>Eye-catcher ID:</b>	None
<b>Storage attributes:</b>	Subpool: 236, 237, or 241, as indicated by the JSCBSWSP field of the JSCB pointed to by the jobstep TCB Key: Key 1 Residency: Below 16 MB in virtual storage

**Size:** 512 bytes

**Created by:** IEFSD160

**Pointed to by:** SSJSLCT field of the SSJS data area

**Serialization:** Overall there is no serialization of the LCT, it is expected to be addressable by 1 task at a time.

**Function:** Communications area used by the initiator routines.

## LCT mapping

Table 554. Structure

Offset Dec	Offset Hex	Type	Len	Name(Dim)	Description
0	(0)	STRUCTURE	0		
0	(0)	SIGNED	4	(0)	
0	(0)	CHARACTER	4	LCTQDRTY	- POINTER TO JOB CSCB Y02652
LCTSRAD HAS BEEN DELETED IT CAN BE OBTAINED FROM CVTDCQ					
4	(4)	ADDRESS	4	LCTSAVEA	ADDRESS OF THE IEFSD161 SAVE AREA USED FOR CALLS TO IEFSD101, AND IEFSD164
8	(8)	CHARACTER	4	LCTTCBAD	- CURRENT TCB ADDRESS Y02652
12	(C)	CHARACTER	4	LCTQENTY	
		1... ....		LCTTIMAB	"X'80'" - BIT 0 - TIMER ABEND HAS OCCURRED. BIT 1 OF HIGH ORDER BYTE USED IN CONJUNCTION WITH 'NOSEP'. BIT 2 - DEVICE WAIT RECOVERY BIT 3 - SPACE WAIT RECOVERY
		.... 1...		LCTTIMNG	"X'08'" - BIT 4 - ERROR HAS OCCURED DURING INITIATOR TIMING CALCULATIONS
		.... .1..		LCTTIMDN	"X'04'" - Bit 5 - indicates to IEFIB621 that IEFSD263 completed the timing calculations.
		.... ..1.		LCTNOTIM	"X'02'" Do not time this step, since TIME=1440 was specified.
12	(C)	X'1'	0	LCTERRM	"1" - BIT 7 - JOB TERMINATION STATUS THREE LOW ORDER BYTES CONTAIN THE ADDRESS OF THE REGISTER SAVE AREA OF LINKER
16	(10)	CHARACTER	4	LCTJCTAD	- JCT STORAGE ADDRESS OR 0
20	(14)	CHARACTER	4	LCTSCTAD	- SCT STORAGE ADDRESS OR 0 Y02669
20	(14)	X'18'	0	LCTWORKA	"*" - MINSYS 3 TEMP INSERT
24	(18)	SIGNED	4	LCTSCTDA(0)	- SCT SWA ADDRESS Y02669
24	(18)	CHARACTER	3	LCTSCTVA	- SCT SWA VIRTUAL ADDRESS Y02669
27	(1B)	CHARACTER	1		- RESERVED
LCTPSPAR HAS BEEN DELETED USE CVTQMWR					
28	(1C)	CHARACTER	4	LCTSCHNM	- SCHEDULER NAME
32	(20)	CHARACTER	1	LCTERR(0)	- LCTERR bits initialized by Batch Allocation Y02670
		1... ....		LCTJFAIL	"X'80'" - IF ON, JOB FAILED Y02670

Table 554. Structure (continued)

Offset Dec	Offset Hex	Type	Len	Name(Dim)	Description
		.1.. ....		LCTSALCD	"X'40'" - IF ON, AT LEAST ONE STEP WAS ALLOCATED Y02670
		..1. ....		LCTPALCD	"X'20'" - IF ON, THIS STEP PARTIALLY ALLOCATED Y02670
		...1 ....		LCTSFAIL	"X'10'" - IF ON, STEP BYPASSED Y02670
		.... 1...		LCTACOMP	"X'08'" - IF ON ALLOCATION HAS YM07219 BEEN COMPLETED BUT YM07219 UNALLOCATION IS YET TO YM07219 RUN. USED TO TEST FOR YM07219 RETRY IN THE INIT ESTAE YM07219
		.... .1..		LCTJCFAL	"X'04'" - ON IF JOB FAILED BECAUSE OF COND CODES
EQU X'02' - Reserved - was LCTVTERM					
		.... ...1		LCTCANCL	"X'01'" - On if a CANCEL command is being processed
32	(20)	CHARACTER	4	LCTERROR	- ERROR CODE
36	(24)	CHARACTER	4	LCTPARM1	- MULTI USE PARAMETER FIELD
40	(28)	CHARACTER	4	LCTPARM2	- MULTI USE PARAMETER FIELD
44	(2C)	CHARACTER	4	LCTPARM3	- MULTI USE PARAMETER FIELD
48	(30)	CHARACTER	4	LCTPARM4	- MULTI USE PARAMETER FIELD
52	(34)	CHARACTER	16		Reserved area 22
68	(44)	SIGNED	4	LCTCOMCD(0)	- WARMSTART ABEND CODE Y02641
68	(44)	SIGNED	2	LCTCOMD1	- WARMSTART COMP. CODE Y02641
70	(46)	SIGNED	2	LCTCOMD2	- WARMSTART COMP. CODE Y02641
72	(48)	SIGNED	4		- Reserved
76	(4C)	CHARACTER	1	LCTINTSW	- INITIATOR INTERNAL SWITCHES
76	(4C)	X'80'	0	LCTINPPT	"128" - PGM. NAME IS IN PPT Y02656
76	(4C)	X'40'	0	LCTPRIV	"64" - PROGRAM IS PRIVILEGED Y02655
76	(4C)	X'20'	0	LCTPPAA	"32" - ISSUE MESSAGE FOR PROBLEM PROG. ATTRIBUTES ASSIGNED Y02655
76	(4C)	X'8'	0	LCTSTART	"8" - TASK NAME NOT FOUND ON COMMAND
76	(4C)	X'4'	0	LCTSTOP	"4" - INIT INTERNAL STOP
76	(4C)	X'2'	0	LCTABEND	"2" - EXECUTED PGM ABENDED
EQU 1 - Reserved					
77	(4D)	CHARACTER	1	LCTPUBYT	- PREFERRED USAGE FLAGS
		1... ....		LCT2LPU	"X'80'" - 2ND LEVEL PREFERRED
		.1.. ....		LCT1LPU	"X'40'" - 1ST LEVEL PREFERRED
		..1. ....		LCTN2LP	"X'20'" - NOT 2ND LEVEL PREFERRED
		...1 ....		LCTNSWP	"X'10'" - NON-SWAPPABLE
78	(4E)	CHARACTER	2		- RESERVED
80	(50)	SIGNED	4	LCTTMWRK(4)	- TIMER WORK AREA Y02669
80	(50)	SIGNED	4	LCTTJTU4(0)	- TOTAL JOB TIME USED Y02669
80	(50)	CHARACTER	1		- RESERVED Y02669
81	(51)	SIGNED	3	LCTTJTU3	- TOTAL JOB TIME USED Y02669
84	(54)	SIGNED	4	LCTSTL4(0)	- STEP TIME LIMIT Y02669
84	(54)	CHARACTER	1		- RESERVED Y02669
85	(55)	SIGNED	3	LCTSTL3	- STEP TIME LIMIT Y02669

Table 554. Structure (continued)

Offset Dec	Offset Hex	Type	Len	Name(Dim)	Description
88	(58)	SIGNED	4	LCTTSTR4(0)	- STEP TIME REMAINING Y02669
88	(58)	CHARACTER	1		- RESERVED
89	(59)	SIGNED	3	LCTTSTR3	- STEP TIME REMAINING Y02669
92	(5C)	SIGNED	4	LCTTSTU4(0)	- STEP TIME USED Y02669
92	(5C)	CHARACTER	1		- RESERVED Y02669
93	(5D)	SIGNED	3	LCTTSTU3	- STEP TIME USED Y02669
96	(60)	SIGNED	4	LCTJOBBLB	- Address of DCB for JOBLIB, STEPLIB or PARMDD DDname
100	(64)	SIGNED	4	LCTATLST	- ADDRESS OF ALLOCATE-TERMINATE PARAMETER LISTS
104	(68)	SIGNED	4	REGSAVE(36)	- A/T REG SAVE AREA REGISTER SAVEAREA
248	(F8)	SIGNED	4	QMGR1(9)	- QMPA FOR SWA
284	(11C)	SIGNED	4	LCTSMFLG	- FOR SMF USE AT JOB TERM
288	(120)	CHARACTER	8	LCTTR120	- Reserved, had been for LCTVFWRK LCTTVFAT,LCTTVFUT LCC
296	(128)	ADDRESS	4	LCTSCTXB	- SCTX BLOCK ADDRESS
300	(12C)	ADDRESS	4	LCTACEE	- ADDR OF RACF ACEE
304	(130)	SIGNED	4	LCTPRSCT	- Pointer to prior SCT
308	(134)	ADDRESS	4	LCTGTWRK	- POINTER TO THE GETWORK ROUTINE LOADED BY IEFSD160
312	(138)	ADDRESS	4	LCTRTWRK	- POINTER TO THE RETWORK ROUTINE LOADED BY IEFSD160
316	(13C)	SIGNED	4	LCTFPNT	- PTR TO INITIATOR FOOTPRINT
320	(140)	SIGNED	4	LCTASCBA	- POINTER TO CURRENT ASCB Y02669
324	(144)	ADDRESS	4	LCTJMRAD	- JMR ADDRESS
328	(148)	SIGNED	4	LCTECBAD	- ECB LIST ADDRESS
328	(148)	X'148'	0	ECBLIST	"LCTECBAD" - WITH LCTECBAD
332	(14C)	CHARACTER	8		Reserved
340	(154)	CHARACTER	8	LCTCLASS	- 8 CHARACTER JOB CLASS
348	(15C)	SIGNED	4	LCTTSRB4(0)	- STEP SRB TIME USED Y02669
348	(15C)	CHARACTER	1		- RESERVED Y02669
349	(15D)	SIGNED	3	LCTTSRB3	- STEP SRB TIME USED Y02669
THESE FIELDS ARE NEEDED FOR L-SHAPE/INIT MERGE					
352	(160)	SIGNED	4	LCTENTR(0)	- INIT ENTRANCE LIST ADDR
352	(160)	X'160'	0	LCTEXIT	"LCTENTR" - INIT EXIT LIST ADDR
352	(160)	CHARACTER	1		- Reserved for IEL
353	(161)	ADDRESS	3	LCTIELP	- ADDRESS OF IEL
356	(164)	CHARACTER	1	LCTOPSW2	- INIT OPTIONS BYTE 2 BITS 5, 6 UNUSED
356	(164)	X'80'	0	LCTTIMEF	"128" - DO NOT TIME THIS
356	(164)	X'40'	0	LCTCRF	"64" - DISALLOW CKPT/RESTART
356	(164)	X'20'	0	LCTCKRST	"32" - THIS BIT IS SET BY IEFXB609 TO INFORM IEFSD101 TO INSERT PROGRAM NAME IEFIRSTRT IN SCT AFTER PPT PROCESSING
356	(164)	X'8'	0	LCTINRES	"8" - Initiator is automatically restarted after termination
356	(164)	X'4'	0	LCTBPRAC	"4" - BYPASS RACINIT

Table 554. Structure (continued)

Offset Dec	Offset Hex	Type	Len	Name(Dim)	Description
356	(164)	X'2'	0	LCTNORC	"2" - BYPASS ALLOC. RECOVERY Y02652
356	(164)	X'1'	0	LCTENQU	"1" - DO NOT WAIT FOR DATA SETS
357	(165)	CHARACTER	1	LCTOPSW3	- INIT OPTION BYTE 3
357	(165)	X'20'	0	LCTNSYS	"32" - DO NOT ASSIGN SPECIAL PROPERTIES
357	(165)	X'4'	0	LCTALERR	"4" - ALLOC ERROR EXISTED
357	(165)	X'1'	0	LCTJESCE	"1" - On if JES had a Catastrophic Error during a Transaction select or Transaction terminate call
358	(166)	BITSTRING	1	LCTTMBYT	- Flag Byte - all bits used
		1... ....		LCTTIFJ	"X'80'" - TIME IS LIMIT FOR JOB
359	(167)	CHARACTER	1	LCTOPSW1	- INIT OPTION BYTE 1
359	(167)	X'80'	0	LCTDPSWA	"128" - DO NOT SET 'DO NOT SHARE SWA' ON ATTACH Y02621
359	(167)	X'8'	0	LCTCANF	"8" - ALLOW CANCEL ONLY AT ALLOC
359	(167)	X'4'	0	LCTONEJF	"4" - STARTED TASK INDICATOR
359	(167)	X'2'	0	LCTTSO	"2" - TSO log on indicator Set by: IEFIB600 Read by: IEFSD263
360	(168)	SIGNED	4	LCTJSCB(0)	- ADDRESS OF JSCB
360	(168)	CHARACTER	1		- RESERVED AS PART OF JSCB ADDRESS
361	(169)	ADDRESS	3	LCTJSCBP	- ADDRESS OF JSCB 24 BIT
364	(16C)	SIGNED	4	LCTDATA1	- MULTI-USE DATA FIELD
368	(170)	SIGNED	4	LCTDATA2	- MULTI-USE DATA FIELD
372	(174)	CHARACTER	1	LCTDATA3	- MULTI-USE DATA FIELD
373	(175)	CHARACTER	1	LCTDATA4	- MULTI-USE DATA FIELD
374	(176)	CHARACTER	1	(2)	- RESERVED
376	(178)	SIGNED	4	LCTPARAM	Address of the termination parameter list
380	(17C)	SIGNED	4	(3)	RESERVED
392	(188)	ADDRESS	4	LCTJCTXB	- JCTX SWA BLOCK ADDRESS
396	(18C)	SIGNED	4	LCTSYSPL	- ADDRESS OF SYSEVENT PARAMETER LIST
400	(190)	SIGNED	4	LCTSTEPL	- POINTER TO STAE EXIT PARAMETER LIST FOR INITIATOR Y02653
404	(194)	SIGNED	4	LCTSSOBA	- SS0B FOR THIS TASK Y02668
408	(198)	SIGNED	4	LCTJCTDA(0)	- JCT SWA ADDRESS Y02652
408	(198)	CHARACTER	3	LCTJCTVA	- JCT SWA VIRTUAL ADDRESS Y02652
411	(19B)	CHARACTER	1		- RESERVED Y02652
412	(19C)	SIGNED	4	LCTTIOTI	- INIT TIOT TTR
416	(1A0)	CHARACTER	2		Reserved 17
418	(1A2)	CHARACTER	1	LCTRFB	- RESTART FUNCTION SWITCHES BIT 7 UNUSED
418	(1A2)	X'80'	0	LCTRFBSM	"128" - CALL IEFXB601
418	(1A2)	X'40'	0	LCTRFBCR	"64" - AUTOMATIC CHKPT. RESTART Y02641
418	(1A2)	X'20'	0	LCTRFBRV	"32" - SPECIAL INTERP PROCESSING DURING WARM START
418	(1A2)	X'10'	0	LCTRFBDC	"16" - DEFERRED CKPNT/RESTART
418	(1A2)	X'8'	0	LCTRFBMS	"8" - DO NOT MODIFY JSB FIELDS
418	(1A2)	X'4'	0	LCTRFBF	"4" - MERGE TO EOF OF JOURNAL



Table 554. Structure (continued)

Offset Dec	Offset Hex	Type	Len	Name(Dim)	Description
418	(1A2)	X'2'	0	LCTRFBRP	"2" - CALL IEFPREP
418	(1A2)	X'1'	0	LCTRFBNB	"1" - NON-DEFERRED RESTART BIT FOR USE BY SMF EXCLUSIVELY. SET IN RESTART INTERFACE AND TURNED OFF DURING JOB TERMINATION
419	(1A3)	CHARACTER	1	LCTRFB1	- RESERVED FOR WARMSTART/RESTART
419	(1A3)	X'80'	0	LCTRSTST	"128" - FIRST STEP OF RESTART
420	(1A4)	CHARACTER	1	LCTTSIZ	- TO INFORM ALLOCATION OF SIZE OF MASTER SCHED. TIOT Y02670
421	(1A5)	BITSTRING	1	LCTINTS2	- INTERNAL SWITCHES, BYTE 2 Y02652
IT WILL BE CLEARED FOR EVERY STEP BY IEFSD101 Y02652					
		1... ..		LCTSYS	"X'80'" SYSTEM TASK REQUESTED Y02652
		.1.. ..		LCTBPPAS	"X'40'" BYPASS PASSWD PROTECT.
		..1. ....		LCTTSWPC	"X'20'" TRANSWAP COMPLETED
		...1 ....		LCTATTC	"X'10'" INITATT HAS BEEN ISSUED (RESET AT INITDET TIME)
		.... 1...		LCTJSRGN	"X'08'" A REGION HAS BEEN OBTAINED FOR THE JOB STEP
		.... .1..		LCTSPREM	"X'04'" SPECIAL PROPERTIES ASSIGNED BUT THEN REMOVED BECAUSE JOBLIB/ STEPLIB NOT AUTH
422	(1A6)	CHARACTER	1	(2)	- RESERVED Y02652
424	(1A8)	SIGNED	4	LCTTIOTP	- ADDR OF TIOT STOR. FOR JOB
428	(1AC)	SIGNED	4		- Reserved area
432	(1B0)	SIGNED	4		- Reserved area
436	(1B4)	SIGNED	4	LCTDSABQ	- ADDRESS OF DSAB QDB STORAGE FOR THE JOB
440	(1B8)	CHARACTER	64	LCTIWORK	- TEMPORARY WORK AREA, TO BE USED ONLY BY THE INITIATOR
504	(1F8)	CHARACTER	8	LCTLABEL	TO HELP IDENTIFY THE LCT IN A STORAGE DUMP
504	(1F8)	X'200'	0	IEFEND	"*" - END OF LCT

Table 555. Cross Reference for LCT

Name	Offset	Hex Tag
ECBLIST	148	148
IEFEND	1F8	200
LCTABEND	4C	2
LCTACEE	12C	
LCTACOMP	20	8
LCTALERR	165	4
LCTASCBA	140	
LCTATLST	64	
LCTATTC	1A5	10
LCTBPPAS	1A5	40
LCTBPRAC	164	4
LCTCANCL	20	1

Table 555. Cross Reference for LCT (continued)

Name	Offset	Hex Tag
LCTCANF	167	8
LCTCKRST	164	20
LCTCLASS	154	
LCTCOMCD	44	
LCTCOMD1	44	
LCTCOMD2	46	
LCTCRF	164	40
LCTDATA1	16C	
LCTDATA2	170	
LCTDATA3	174	
LCTDATA4	175	
LCTDPSWA	167	80
LCTDSABQ	1B4	
LCTECBAD	148	
LCTENQU	164	1
LCTENTR	160	
LCTERR	20	
LCTERRM	C	1
LCTERROR	20	
LCTEXIT	160	160
LCTFPNT	13C	
LCTGTWRK	134	
LCTIELP	161	
LCTINPPT	4C	80
LCTINRES	164	8
LCTINTSW	4C	
LCTINTS2	1A5	
LCTIWORK	1B8	
LCTJCFAL	20	4
LCTJCTAD	10	
LCTJCTDA	198	
LCTJCTVA	198	
LCTJCTXB	188	
LCTJESCE	165	1
LCTJFAIL	20	80
LCTJMRAD	144	
LCTJOBLB	60	
LCTJSCB	168	
LCTJSCBP	169	

Table 555. Cross Reference for LCT (continued)

Name	Offset	Hex Tag
LCTJSRGN	1A5	8
LCTLABEL	1F8	
LCTNORC	164	2
LCTNOTIM	C	2
LCTNSWP	4D	10
LCTNSYS	165	20
LCTN2LP	4D	20
LCTONEJF	167	4
LCTOPSW1	167	
LCTOPSW2	164	
LCTOPSW3	165	
LCTPALCD	20	20
LCTPARAM	178	
LCTPARM1	24	
LCTPARM2	28	
LCTPARM3	2C	
LCTPARM4	30	
LCTPPAA	4C	20
LCTPRIV	4C	40
LCTPRSCT	130	
LCTPUBYT	4D	
LCTQDRTY	0	
LCTQENTY	C	
LCTRFB	1A2	
LCTRFBCR	1A2	40
LCTRFBDC	1A2	10
LCTRFBEF	1A2	4
LCTRFBMS	1A2	8
LCTRFBND	1A2	1
LCTRFBRP	1A2	2
LCTRFBRV	1A2	20
LCTRFBSM	1A2	80
LCTRFB1	1A3	
LCTRSTST	1A3	80
LCTRTWRK	138	
LCTSALCD	20	40
LCTSAVEA	4	
LCTSCHNM	1C	
LCTSCTAD	14	

Table 555. Cross Reference for LCT (continued)

Name	Offset	Hex Tag
LCTSCTDA	18	
LCTSCTVA	18	
LCTSCTXB	128	
LCTSFAIL	20	10
LCTSMFLG	11C	
LCTSPREM	1A5	4
LCTSSOBA	194	
LCTSTART	4C	8
LCTSTEPL	190	
LCTSTOP	4C	4
LCTSYS	1A5	80
LCTSYSPL	18C	
LCTTCBAD	8	
LCTTIFJ	166	80
LCTTIMAB	C	80
LCTTIMDN	C	4
LCTTIMEF	164	80
LCTTIMNG	C	8
LCTTIOTI	19C	
LCTTIOTP	1A8	
LCTTJTU3	51	
LCTTJTU4	50	
LCTTMBYT	166	
LCTTMWRK	50	
LCTTR120	120	
LCTTSIZ	1A4	
LCTTS0	167	2
LCTTSRB3	15D	
LCTTSRB4	15C	
LCTTSTL3	55	
LCTTSTL4	54	
LCTTSTR3	59	
LCTTSTR4	58	
LCTTSTU3	5D	
LCTTSTU4	5C	
LCTTSWPC	1A5	20
LCTWORKA	14	18
LCT1LPU	4D	40
LCT2LPU	4D	80

Table 555. Cross Reference for LCT (continued)

Name	Offset	Hex Tag
QMGR1	F8	
REGSAVE	68	

## LDA information

### LDA heading information

<b>Common name:</b>	VSM Local Data Area
<b>Macro ID:</b>	IHALDA
<b>DSECT name:</b>	LDA
<b>Owning component:</b>	Virtual Storage Manager (SC1CH)
<b>Eye-catcher ID:</b>	LDA Offset: 0 Length: 4
<b>Storage attributes:</b>	Subpool: 255 Key: 0 Residency: Above 16M
<b>Size:</b>	544 bytes
<b>Created by:</b>	IEAIPL14, IGVGCAS
<b>Pointed to by:</b>	ASCBLDA, VSWKLDA
<b>Serialization:</b>	LOCAL lock
<b>Function:</b>	Contains control information about address space related virtual storage and VSM control block pointers.

### LDA mapping

Table 556. Structure LDA

Offset Dec	Offset Hex	Type	Len	Name (Dim)	Description
0	(0)	STRUCTURE	544	LDA	LOCAL DATA AREA
0	(0)	CHARACTER	4	LDAID	CONTROL BLOCK IDENTIFIER
4	(4)	CHARACTER	24	LDAQANC	LSQA queue anchors
4	(4)	ADDRESS	4	LDASQAT	Address of the LSQA SQAT
8	(8)	ADDRESS	4	LDAAQAT	Address of the LSQA AQAT
12	(C)	CHARACTER	16	LDADFEQ	LSQA DFE queue header
12	(C)	ADDRESS	4	LDAADF	Address of first DFE on the LSQA address queue
16	(10)	ADDRESS	4	LDAADL	Address of last DFE on the LSQA address queue
20	(14)	ADDRESS	4	LDASZF	Address of first DFE on LSQA size queue
24	(18)	ADDRESS	4	LDASZL	Address of last DFE on LSQA size queue
28	(1C)	CHARACTER	24	LDAEANC	LSQA queue anchors - Extended

Table 556. Structure LDA (continued)

Offset Dec	Offset Hex	Type	Len	Name(Dim)	Description
28	(1C)	ADDRESS	4	LDAESQAT	Address of the LSQA SQAT
32	(20)	ADDRESS	4	LDAEAQAT	Address of the LSQA AQAT
36	(24)	CHARACTER	16	LDAEDFEQ	LSQA DFE queue header
36	(24)	ADDRESS	4	LDAEADF	Address of first DFE on the LSQA address queue
40	(28)	ADDRESS	4	LDAEADL	Address of last DFE on the LSQA address queue
44	(2C)	ADDRESS	4	LDAESZF	Address of first DFE on LSQA size queue
48	(30)	ADDRESS	4	LDAESZL	Address of last DFE on LSQA size queue
52	(34)	CHARACTER	16	LDAARD	Address Space Region Descriptor
52	(34)	ADDRESS	4	LDAFBQAF	Address of first FBQE on the ADDRESS SPACE FBQE queue
56	(38)	ADDRESS	4	LDAFBQAL	Address of last FBQE on the ADDRESS SPACE FBQE queue
60	(3C)	ADDRESS	4	LDASTRTA	Low address of Address Space Region
64	(40)	SIGNED	4	LDASIZA	Size of Address Space Region
68	(44)	CHARACTER	16	LDAEARD	Address Space Region Descriptor - Extended
68	(44)	ADDRESS	4	LDAEFBAF	Address of first FBQE on the ADDRESS SPACE FBQE queue
72	(48)	ADDRESS	4	LDAEFBAL	Address of last FBQE on the ADDRESS SPACE FBQE queue
76	(4C)	ADDRESS	4	LDAESTRA	Low address of Address Space Region
80	(50)	SIGNED	4	LDAESIZA	Size of Address Space Region
84	(54)	CHARACTER	16	LDASRD	System Region Descriptor
84	(54)	ADDRESS	4	LDAFBQSF	Address of the first FBQE on the System Region FBQE
88	(58)	ADDRESS	4	LDAFBQSL	Address of the last FBQE on the System Region FBQE
92	(5C)	ADDRESS	4	LDASTRTS	Low address of System Region
96	(60)	SIGNED	4	LDASIZS	Size of System Region
100	(64)	CHARACTER	16	LDAESRD	System Region Descriptor - Extended
100	(64)	ADDRESS	4	LDAEFBSF	Address of the first FBQE on the System Region FBQE
104	(68)	ADDRESS	4	LDAEFBSL	Address of the last FBQE on the System Region FBQE
108	(6C)	ADDRESS	4	LDAESTRS	Low address of System Region
112	(70)	SIGNED	4	LDAESIZS	Size of System Region
116	(74)	CHARACTER	16	LDARRD	V=R Region Descriptor
116	(74)	ADDRESS	4	LDAFBQRF	Address of the first FBQE on the V=R Region FBQE queue
120	(78)	ADDRESS	4	LDAFBQRL	Address of the last FBQE on the V=R Region FBQE queue
124	(7C)	ADDRESS	4	LDASTRTR	Low address of the V=R Region
128	(80)	SIGNED	4	LDASIZR	Size of the V=R Region
132	(84)	CHARACTER	16	LDAERRD	V=R Region Descriptor - Extended
132	(84)	ADDRESS	4	LDAEFBRF	Address of the first FBQE on the V=R Region FBQE queue
136	(88)	ADDRESS	4	LDAEFBRL	Address of the last FBQE on the V=R Region FBQE queue

Table 556. Structure LDA (continued)

Offset Dec	Offset Hex	Type	Len	Name(Dim)	Description
140	(8C)	ADDRESS	4	LDAESTRR	Low address of the V=R Region
144	(90)	SIGNED	4	LDAESIZR	Size of the V=R Region
148	(94)	ADDRESS	4	LDAAQTAD	Address of the first AQAT stack on the AQAT Q-stack. (This is always the persistent AQAT stack.)
152	(98)	ADDRESS	4	LDACRGTP	Current high address of PRIVATE AREA Region
156	(9C)	ADDRESS	4	LDAERGTP	Current high address of PRIVATE AREA Region - Extended
160	(A0)	ADDRESS	4	LDADDEFQ	Address of DEFERRED RELEASE queue
164	(A4)	ADDRESS	4	LDAAQTST	Address of the next free AQAT in the AQAT Q-stack.
168	(A8)	CHARACTER	12	LDACPANC	LSQA CELL POOL HEADER
168	(A8)	ADDRESS	4	LDACPADR	Address of LSQA CELL POOL
172	(AC)	SIGNED	4	LDACPCNT	NUMBER OF FREE CELLS IN LSQA CELL POOL
176	(B0)	ADDRESS	4	LDAFCADR	Address of first FREE CELL IN LSQA CELL POOL
180	(B4)	ADDRESS	4	LDAWRKA	Address of LOCAL WORK AREA
184	(B8)	ADDRESS	4	LDAASCB	Address of ASCB FOR THIS ADDRESS SPACE
188	(BC)	ADDRESS	4	LDAPPD	Address of LOCAL PPD queue
192	(C0)	CHARACTER	4	*	Reserved
196	(C4)	CHARACTER	1	LDAFLGS	MISC. FLAGS
		1... ..		LDADDEFER	IF ONE DEFERRED RELEASE CONDITION EXISTS
		.1.. ..		LDADDEFED	IF ONE FREE ASSOCIATED PAGE EXISTS
		..1. ....		LDAMODRGN	When 1, SMFLIM REGIONBELOW and/or REGIONABOVE modified the REGION value. Set by IEFSMFIE.
		...1 ....		LDAORIGRGNX	When 1, LDAOrigRgnRgnxB contains the original REGIONX-below value before SMFLIM REGIONBELOW modified the REGION value. See LDAOrigRGNX.
		.... 1...		LDACANCELLED	Cancel has been attempted due to 1/2 PrivateBuffer intrusion
197	(C5)	CHARACTER	1	LDACOPYTCTSLM	Copy of TCTSLM (SMFLIM action flags) for VSMDATA report. Set by IEFSMFIE at Step Initiation.
		1... ..		LDASL1	See TCTSL1
		.1.. ..		LDASL2	See TCTSL2
		..1. ....		LDASL3	See TCTSL3
		...1 ....		LDASL4	See TCTSL4
		.... 1...		LDASL5	See TCTSL5
		.... .1..		LDASL6	See TCTSL6
198	(C6)	CHARACTER	2	*	Reserved
200	(C8)	CHARACTER	24	LDASIZES	MISC. sizes
200	(C8)	CHARACTER	1	LDAUFLGS	USER FLAGS
		1... ..		LDALIMCL	IF ZERO CALL IEALIMIT ROUTINE
		.1.. ..		LDAULIM	IF ZERO DO FBQE CHECK BELOW 16M
		..1. ....		LDAEULIM	IF ONE DO FBQE CHECK ABOVE 16M
		...1 ....		LDAREGNX	If one: LDASZRQB region < 16MB

Table 556. Structure LDA (continued)

Offset Dec	Offset Hex	Type	Len	Name (Dim)	Description
and LDASZRQA region > 16MB					
201	(C9)	CHARACTER	3	*	Reserved
204	(CC)	SIGNED	4	LDAREGRQ	Region size REQUESTED If LDAREGNX = 1, adjusted sum of both REGIONX parameters
208	(D0)	ADDRESS	4	LDALIMIT	< 16M V=V Region limit value
212	(D4)	ADDRESS	4	LDAVVRG	< 16M V=V Region high value
216	(D8)	ADDRESS	4	LDAELIM	> 16M V=V Region limit value
220	(DC)	ADDRESS	4	LDAEVVRG	> 16M V=V Region high value
224	(E0)	CHARACTER	8	LDANONFM	PRIVATE AREAS
224	(E0)	CHARACTER	8	LDASM	STORAGE MANAGEMENT AREA
224	(E0)	ADDRESS	4	LDASMAD	Address of AREA
228	(E4)	SIGNED	4	LDASMSZ	Size of AREA
232	(E8)	CHARACTER	16	LDAALLOC	ALLOCATION VALUES
232	(E8)	UNSIGNED	4	LDALOAL	< 16M USER Region alloc value
236	(EC)	UNSIGNED	4	LDAHIAL	< 16M AUTH Region alloc value
240	(F0)	UNSIGNED	4	LDAELOAL	> 16M USER Region alloc value
244	(F4)	UNSIGNED	4	LDAEHIAL	> 16M AUTH Region alloc value
248	(F8)	CHARACTER	16	LDASMF	Limit values set by SMF
248	(F8)	UNSIGNED	4	LDASMFL	< 16M V=V SMF LDALIMIT VALUE
252	(FC)	UNSIGNED	4	LDASMFR	< 16M V=V SMF LDAVVRG VALUE
256	(100)	UNSIGNED	4	LDASMFEL	> 16M V=V SMF LDAELIM VALUE
260	(104)	UNSIGNED	4	LDASMFER	> 16M V=V SMF LDAEVVRG VALUE
264	(108)	CHARACTER	24	LDAEAN05	Subpool 205 queue anchors -- Extended
264	(108)	ADDRESS	4	LDASQT05	Subpool 205 SQAT address
268	(10C)	ADDRESS	4	LDAAQT05	Subpool 205 AQAT address
272	(110)	CHARACTER	16	LDADFE05	Subpool 205 DFE queue header
272	(110)	ADDRESS	4	LDAADF05	Address of first DFE on the address queue
276	(114)	ADDRESS	4	LDAADL05	Address of last DFE on the address queue
280	(118)	ADDRESS	4	LDASZF05	Address of first DFE on the size queue
284	(11C)	ADDRESS	4	LDASZL05	Address of last DFE on the size queue
288	(120)	CHARACTER	24	LDAEAN15	Subpool 215 queue anchors -- Extended
288	(120)	ADDRESS	4	LDASQT15	Subpool 215 SQAT address
292	(124)	ADDRESS	4	LDAAQT15	Subpool 215 AQAT address
296	(128)	CHARACTER	16	LDADFE15	Subpool 215 DFE queue header
296	(128)	ADDRESS	4	LDAADF15	Address of first DFE on the ADDRESS queue
300	(12C)	ADDRESS	4	LDAADL15	Address of last DFE on the address queue
304	(130)	ADDRESS	4	LDASZF15	Address of first DFE on the size queue
308	(134)	ADDRESS	4	LDASZL15	Address of last DFE on the size queue
312	(138)	CHARACTER	24	LDAEAN25	Subpool 225 queue anchors -- Extended
312	(138)	ADDRESS	4	LDASQT25	Subpool 225 SQAT address



Table 556. Structure LDA (continued)

Offset Dec	Offset Hex	Type	Len	Name (Dim)	Description
316	(13C)	ADDRESS	4	LDAAQT25	Subpool 225 AQAT address
320	(140)	CHARACTER	16	LDADFE25	Subpool 225 DFE queue header
320	(140)	ADDRESS	4	LDAADF25	Address of first DFE on the address queue
324	(144)	ADDRESS	4	LDAADL25	Address of last DFE on the address queue
328	(148)	ADDRESS	4	LDASZF25	Address of first DFE on the size queue
332	(14C)	ADDRESS	4	LDASZL25	Address of last DFE on the size queue
336	(150)	ADDRESS	4	LDAA2GFA	Above 2G free area address
340	(154)	ADDRESS	4	LDAA2GAA	Above 2G alloc area address
344	(158)	SIGNED	4	LDAMRG24	Maximum region below 16MB before first job step executes
348	(15C)	SIGNED	4	LDAMRG31	Maximum region above 16MB before first job step executes
352	(160)	CHARACTER	24	LDQAQNCR64	LSQA queue anchors R64
352	(160)	ADDRESS	4	LDASQATR64	Address of the LSQA SQAT
356	(164)	ADDRESS	4	LDAAQATR64	Address of the LSQA AQAT
360	(168)	CHARACTER	16	LDADFEQR64	LSQA DFE queue header
360	(168)	ADDRESS	4	LDAADFR64	Address of first DFE on the LSQA address queue
364	(16C)	ADDRESS	4	LDAADLR64	Address of last DFE on the LSQA address queue
368	(170)	ADDRESS	4	LDASZFR64	Address of first DFE on LSQA size queue
372	(174)	ADDRESS	4	LDASZLR64	Address of last DFE on LSQA size queue
376	(178)	CHARACTER	24	LDAEANC64	LSQA queue anchors - Extended R64
376	(178)	ADDRESS	4	LDAESQATR64	Address of the LSQA SQAT
380	(17C)	ADDRESS	4	LDAEAQATR64	Address of the LSQA AQAT
384	(180)	CHARACTER	16	LDAEDFEQR64	LSQA DFE queue header
384	(180)	ADDRESS	4	LDAEADFR64	Address of first DFE on the LSQA address queue
388	(184)	ADDRESS	4	LDAEADLR64	Address of last DFE on the LSQA address queue
392	(188)	ADDRESS	4	LDAESZFR64	Address of first DFE on LSQA size queue
396	(18C)	ADDRESS	4	LDAESZLR64	Address of last DFE on LSQA size queue
400	(190)	CHARACTER	24	LDAEAN05R64	Subpool 205 queue anchors -- Extended R64
400	(190)	ADDRESS	4	LDASQT05R64	Subpool 205 SQAT address
404	(194)	ADDRESS	4	LDAAQT05R64	Subpool 205 AQAT address
408	(198)	CHARACTER	16	LDADFE05R64	Subpool 205 DFE queue header
408	(198)	ADDRESS	4	LDAADF05R64	Address of first DFE on the address queue
412	(19C)	ADDRESS	4	LDAADL05R64	Address of last DFE on the address queue
416	(1A0)	ADDRESS	4	LDASZF05R64	Address of first DFE on the size queue
420	(1A4)	ADDRESS	4	LDASZL05R64	Address of last DFE on the size queue
424	(1A8)	CHARACTER	24	LDAEAN15R64	Subpool 215 queue anchors -- Extended R64

Table 556. Structure LDA (continued)

Offset Dec	Offset Hex	Type	Len	Name (Dim)	Description
424	(1A8)	ADDRESS	4	LDASQT15R64	Subpool 215 SQAT address
428	(1AC)	ADDRESS	4	LDAAQT15R64	Subpool 215 AQAT address
432	(1B0)	CHARACTER	16	LDADFE15R64	Subpool 215 DFE queue header
432	(1B0)	ADDRESS	4	LDAADF15R64	Address of first DFE on the address queue
436	(1B4)	ADDRESS	4	LDAADL15R64	Address of last DFE on the address queue
440	(1B8)	ADDRESS	4	LDASZF15R64	Address of first DFE on the size queue
444	(1BC)	ADDRESS	4	LDASZL15R64	Address of last DFE on the size queue
448	(1C0)	CHARACTER	24	LDAEAN25R64	Subpool 225 queue anchors -- Extended R64
448	(1C0)	ADDRESS	4	LDASQT25R64	Subpool 225 SQAT address
452	(1C4)	ADDRESS	4	LDAAQT25R64	Subpool 225 AQAT address
456	(1C8)	CHARACTER	16	LDADFE25R64	Subpool 225 DFE queue header
456	(1C8)	ADDRESS	4	LDAADF25R64	Address of first DFE on the address queue
460	(1CC)	ADDRESS	4	LDAADL25R64	Address of last DFE on the address queue
464	(1D0)	ADDRESS	4	LDASZF25R64	Address of first DFE on the size queue
468	(1D4)	ADDRESS	4	LDASZL25R64	Address of last DFE on the size queue
472	(1D8)	CHARACTER	8	LDAPRIVBUF	NeutralZone values used for this job
472	(1D8)	CHARACTER	8	LDANEUTRALZ	
472	(1D8)	UNSIGNED	4	LDAPRIVBUF24	
472	(1D8)	UNSIGNED	4	LDANEUTRALZ24	Below 16M
476	(1DC)	UNSIGNED	4	LDAPRIVBUF31	Above 16M
476	(1DC)	UNSIGNED	4	LDANEUTRALZ31	
480	(1E0)	CHARACTER	8	LDASMFPRIVBUF	
480	(1E0)	CHARACTER	8	LDASMFNEUTRALZ	NeutralZone values requested by SMF exit IEFUSI - FFFFFFFF <sub>x</sub> if not set by IEFUSI
480	(1E0)	UNSIGNED	4	LDASMFPRIVBUF24	Below 16M
480	(1E0)	UNSIGNED	4	LDASMFNEUTRALZ24	
484	(1E4)	UNSIGNED	4	LDASMFPRIVBUF31	
484	(1E4)	UNSIGNED	4	LDASMFNEUTRALZ31	Above 16M
488	(1E8)	SIGNED	4	LDASZRQB	Region size REQUESTED below 16MB. Valid only if LDAREGNX = one.
492	(1EC)	SIGNED	4	LDASZRQA	Region size REQUESTED above 16MB. Valid only if LDAREGNX = one.
496	(1F0)	SIGNED	4	LDASMFBS	Part of BTL Region reserved for system private request, set by IEF <sub>SMFIE</sub> from SMFLIM <sub>xx</sub>
500	(1F4)	SIGNED	4	LDASMFSA	Part of ATL Region reserved for system private request, set by IEF <sub>SMFIE</sub> from SMFLIM <sub>xx</sub>
504	(1F8)	SIGNED	4	LDAORIGRGNRGNXB	Original REGION or REGIONX-below value before SMFLIM REGIONBELOW or REGIONABOVE modified the REGION value. See LDAModRGN and LDAOrigRGNX.
508	(1FC)	SIGNED	4	LDAORIGRGNXA	Original REGIONX-above value before SMFLIM REGIONBELOW or REGIONABOVE modified the REGION value. See LDAModRGN and LDAOrigRGNX.

Table 556. Structure LDA (continued)

Offset Dec	Offset Hex	Type	Len	Name (Dim)	Description
512	(200)	SIGNED	4	LDARGNLIMB	24-bit Region limit, set by IEFSMFIE from SMFLIMxx. FFFFFFFFx if not specified by SMFLIMxx
516	(204)	SIGNED	4	LDARGNLIMA	31-bit Region limit, set by IEFSMFIE from SMFLIMxx. FFFFFFFFx if not specified by SMFLIMxx
520	(208)	CHARACTER	24	*	Reserved for future use
544	(220)	CHARACTER	0	LDAEND	END OF LDA

Table 557. Cross Reference for LDA

Name	Offset	Hex Tag
LDA	0	
LDAADF	C	
LDAADFR64	168	
LDAADF05	110	
LDAADF05R64	198	
LDAADF15	128	
LDAADF15R64	1B0	
LDAADF25	140	
LDAADF25R64	1C8	
LDAADL	10	
LDAADLR64	16C	
LDAADL05	114	
LDAADL05R64	19C	
LDAADL15	12C	
LDAADL15R64	1B4	
LDAADL25	144	
LDAADL25R64	1CC	
LDAALLOC	E8	
LDAAQAT	8	
LDAAQATR64	164	
LDAAQTAD	94	
LDAAQTST	A4	
LDAAQT05	10C	
LDAAQT05R64	194	
LDAAQT15	124	
LDAAQT15R64	1AC	
LDAAQT25	13C	
LDAAQT25R64	1C4	
LDAARD	34	
LDAASCB	B8	

Table 557. Cross Reference for LDA (continued)

Name	Offset	Hex Tag
LDAA2GAA	154	
LDAA2GFA	150	
LDACANCELLED	C4	08
LDACOPYTCTSLM	C5	
LDACPADR	A8	
LDACPANC	A8	
LDACPCNT	AC	
LDACRGTP	98	
LDADEFED	C4	40
LDADEFER	C4	80
LDADEFQ	A0	
LDADFEQ	C	
LDADFEQR64	168	
LDADFE05	110	
LDADFE05R64	198	
LDADFE15	128	
LDADFE15R64	1B0	
LDADFE25	140	
LDADFE25R64	1C8	
LDAEADF	24	
LDAEADFR64	180	
LDAEADL	28	
LDAEADLR64	184	
LDAEANC	1C	
LDAEANC64	178	
LDAEAN05	108	
LDAEAN05R64	190	
LDAEAN15	120	
LDAEAN15R64	1A8	
LDAEAN25	138	
LDAEAN25R64	1C0	
LDAEAQAT	20	
LDAEAQATR64	17C	
LDAEARD	44	
LDADFEQ	24	
LDADFEQR64	180	
LDAEFBAF	44	
LDAEFBAL	48	
LDAEFBRF	84	

Table 557. Cross Reference for LDA (continued)

Name	Offset	Hex Tag
LDAEFBRL	88	
LDAEFBSF	64	
LDAEFBSL	68	
LDAEHIAL	F4	
LDAELIM	D8	
LDAELOAL	F0	
LDAEND	220	
LDAERGTP	9C	
LDAERRD	84	
LDAESIZA	50	
LDAESIZR	90	
LDAESIZS	70	
LDAESQAT	1C	
LDAESQATR64	178	
LDAESRD	64	
LDAESTRA	4C	
LDAESTRR	8C	
LDAESTRS	6C	
LDAESZF	2C	
LDAESZFR64	188	
LDAESZL	30	
LDAESZLR64	18C	
LDAEULIM	C8	20
LDAEVVRG	DC	
LDAFBQAF	34	
LDAFBQAL	38	
LDAFBQRF	74	
LDAFBQRL	78	
LDAFBQSF	54	
LDAFBQSL	58	
LDAFCADR	B0	
LDAFLGS	C4	
LDAHIAL	EC	
LDAID	0	
LDALIMCL	C8	80
LDALIMIT	D0	
LDALOAL	E8	
LAMODRGN	C4	20
LAMRG24	158	

Table 557. Cross Reference for LDA (continued)

Name	Offset	Hex Tag
LDAMRG31	15C	
LDANEUTRALZ	1D8	
LDANEUTRALZ24	1D8	
LDANEUTRALZ31	1DC	
LDANONFM	E0	
LDAORIGRGNRGNXB	1F8	
LDAORIGRGNX	C4	10
LDAORIGRGNXA	1FC	
LDAPPD	BC	
LDAPRIVBUF	1D8	
LDAPRIVBUF24	1D8	
LDAPRIVBUF31	1DC	
LDAQANC	4	
LDAQANCR64	160	
LDAREGNX	C8	10
LDAREGRQ	CC	
LDARGNLIMA	204	
LDARGNLIMB	200	
LDARRD	74	
LDASIZA	40	
LDASIZES	C8	
LDASIZR	80	
LDASIZS	60	
LDASL1	C5	80
LDASL2	C5	40
LDASL3	C5	20
LDASL4	C5	10
LDASL5	C5	08
LDASL6	C5	04
LDASM	E0	
LDASMAD	E0	
LDASMF	F8	
LDASMFEL	100	
LDASMFER	104	
LDASMFL	F8	
LDASMFNEUTRALZ	1E0	
LDASMFNEUTRALZ24	1E0	
LDASMFNEUTRALZ31	1E4	
LDASMFPRIVBUF	1E0	

Table 557. Cross Reference for LDA (continued)

Name	Offset	Hex Tag
LDASMFPRIVBUF24	1E0	
LDASMFPRIVBUF31	1E4	
LDASMFR	FC	
LDASMFA	1F4	
LDASMFSB	1F0	
LDASMSZ	E4	
LDASQAT	4	
LDASQATR64	160	
LDASQT05	108	
LDASQT05R64	190	
LDASQT15	120	
LDASQT15R64	1A8	
LDASQT25	138	
LDASQT25R64	1C0	
LDASRD	54	
LDASTRTA	3C	
LDASTRTR	7C	
LDASTRTS	5C	
LDASZF	14	
LDASZFR64	170	
LDASZF05	118	
LDASZF05R64	1A0	
LDASZF15	130	
LDASZF15R64	1B8	
LDASZF25	148	
LDASZF25R64	1D0	
LDASZL	18	
LDASZLR64	174	
LDASZL05	11C	
LDASZL05R64	1A4	
LDASZL15	134	
LDASZL15R64	1BC	
LDASZL25	14C	
LDASZL25R64	1D4	
LDASZRQA	1EC	
LDASZRQB	1E8	
LDAUFLGS	C8	
LDAULIM	C8	40
LDAVVRG	D4	

Table 557. Cross Reference for LDA (continued)

Name	Offset	Hex Tag
LDAWRKA	B4	

## LGE information

### LGE heading information

<b>Common name:</b>	Logical Group Entry
<b>Macro ID:</b>	ILRLGE
<b>DSECT name:</b>	LGE
<b>Owning component:</b>	Auxiliary Storage Manager (SC1CW)
<b>Eye-catcher ID:</b>	None
<b>Storage attributes:</b>	Virtual Storage: YES Subpool: 245 Key: 0 Data Space: NO Residency: Above 16 Megabytes virtual
<b>Size:</b>	24 Bytes
<b>Created by:</b>	ILRGOS
<b>Pointed to by:</b>	ASHLGEQ field of the ASMHD data area LGENEXT field of the LGE data area LGVELGEP field of the LGVTE data area ASPLGE field of the ASPCT data area ACELGE field of the ACE data area AIALGE field of the AIA data area
<b>Serialization:</b>	The ASM class lock of the owning address space is used to serialize the LGE.
<b>Function:</b>	ASM's focal point for controlling all operations of a logical group.

### LGE mapping

Table 558. Structure LGE

Offset Dec	Offset Hex	Type	Len	Name (Dim)	Description
0	(0)	STRUCTURE	32	LGE	Logical Group Element
0	(0)	CHARACTER	8	LGEPROCQ	The LGE process queue. This is a double-threaded queue containing AIAs or ACEs for all operations started or pending execution for the logical group
0	(0)	ADDRESS	4	LGEPROCF	Address of first AIA/ACE on process queue
4	(4)	ADDRESS	4	LGEPROCL	Address of last AIA/ACE on process queue
8	(8)	BITSTRING	1	LGEFLAG1	LGE flag field



Table 558. Structure LGE (continued)

Offset Dec	Offset Hex	Type	Len	Name(Dim)	Description
		1... ..		LGEWRKPD	Work pending flag. 1 = At least one requested operation is pending execution, 0 = No operations are pending
		.1.. ..		LGEGRINP	Group operation in progress flag. 1 = Group operation in progress, 0 = Group operation not in progress
		..1. ....		LGERELLG	Release LG requested. 1 = Release LG has been requested, reject all future requests to LG, 0 = Release LG has not been requested.
		...1 ....		LGESAVRQ	Save request queued. 1 = Save LG/LGN or save LG (if LGERELLG=1) request has been queued for LG, 0 = No save requests queued.
		.... 1...		*	Reserved
		.... .1..		LGEPGDEL	PAGEDEL in process flag. 1 = PAGEDEL is processing this logical group, 0 = PAGEDEL not processing this logical group.
		.... ..1.		LGENOSAV	No saved copy flag. 1 = ASPCT saved copy was erased due to an error in PAGEDEL processing
		.... ...1		LGERSV5	Reserved
9	(9)	CHARACTER	1	*	Reserved
10	(A)	CHARACTER	2	*	Reserved
12	(C)	ADDRESS	4	LGEASPCT	Address of ASPCT for this logical group
16	(10)	ADDRESS	4	LGEXT	Address of next LGE on process queue
20	(14)	SIGNED	4	LGELGID	Logical group identifier for this LGE
24	(18)	SIGNED	4	LGESLTCT	Number of slots assigned to this address space or freed during group operation processing
28	(1C)	CHARACTER	4	*	Reserved
32	(20)	CHARACTER	0	*	

Table 559. Cross Reference for LGE

Name	Offset	Hex	Tag
LGE	0		
LGEASPCT	C		
LGEFLAG1	8		
LGEGRINP	8		40
LGELGID	14		
LGEXT	10		
LGENOSAV	8		02
LGEPGDEL	8		04
LGEPROCF	0		
LGEPROCL	4		
LGEPROCQ	0		
LGERELLG	8		20
LGERSV5	8		01

Table 559. Cross Reference for LGE (continued)

Name	Offset	Hex Tag
LGESAVRQ	8	10
LGESLTCT	18	
LGEWRKPD	8	80

## LGVT information

### LGVT heading information

<b>Common name:</b>	ASM Logical Group Vector Table
<b>Macro ID:</b>	ILRLGVT
<b>DSECT name:</b>	LGVT
<b>Owning component:</b>	Auxiliary Storage Manager (SC1CW)
<b>Eye-catcher ID:</b>	LGVT Offset: 0 Length: 4
<b>Storage attributes:</b>	Virtual Storage: YES Subpool: 245 Key: 0 Data Space: NO Residency: Above 16 Megabytes virtual
<b>Size:</b>	Variable because of extensions
<b>Created by:</b>	ILRASRIM
<b>Pointed to by:</b>	ASMLGVT field of the ASMT data area LGVLGVEP field of the LGVT data area (points to an LGVTE) LGVENEXT field of the LGVTE data area (points to an LGVTE)
<b>Serialization:</b>	The ASMT lock is used to serialize the available LGVTE queue, LGVTE's, and the expansion of the LGVT.
<b>Function:</b>	LGVT is a collection of information about logical groups for use by ASM. It contains the address of the LGE for the logical group and the address of the ASCB for the address space owning the logical group.

### LGVT mapping

Table 560. Structure LGVT

Offset Dec	Offset Hex	Type	Len	Name (Dim)	Description
0	(0)	STRUCTURE	*	LGVT	Logical Group Vector Table
0	(0)	CHARACTER	4	LGVIDENT	Control block identifier, always set to C'LGVT'
4	(4)	ADDRESS	4	LGVLGVEP	Pointer to first available LGVTE
8	(8)	SIGNED	4	LGVMAXLG	Highest LGN supported by current size of LGVT

Table 560. Structure LGVT (continued)

Offset Dec	Offset Hex	Type	Len	Name (Dim)	Description
12	(C)	SIGNED	4	LGVSZIE	Current size of LGVT in bytes
16	(10)	SIGNED	4	LGVSULECT	Count of LGVTEs currently in use
20	(14)	CHARACTER	16	*	Reserved
36	(24)	CHARACTER	12	LGVENTRS(*)	LGVT entries

Table 561. Structure LGVTE

Offset Dec	Offset Hex	Type	Len	Name (Dim)	Description
0	(0)	STRUCTURE	12	LGVTE	Logical Group Vector Table entry
0	(0)	CHARACTER	12	LGVLGVTE	LGVTE. The number of contiguous LGVTEs is specified by the LGVMAXLG field.
0	(0)	BITSTRING	1	LGVEFLGS	LGVTE flags.
		1... ..		LGVEUSE	LGVTE in use flag.
		.1... ..		LGVENCVT	LGVTE no-convert flag. If on, this LG was ASSIGNED after PAGEDEL data sets were made read-only, so it cannot contain migrated pages.
		..11 1111		*	Reserved
1	(1)	CHARACTER	3	LGVERSVD	Reserved
4	(4)	ADDRESS	4	LGVELGEP	Address of LGE for this LG
4	(4)	ADDRESS	4	LGVENEXT	Address of next available LGVTE if this LGVTE is available
8	(8)	ADDRESS	4	LGVEASCB	Address of ASCB to which logical group is assigned
8	(8)	SIGNED	4	LGVELGID	If this LGVTE is available, the LGN of the logical group this LGVTE represents

Table 562. Cross Reference for LGVT

Name	Offset	Hex	Tag
LGVEASCB	8		
LGVEFLGS	0		
LGVELGEP	4		
LGVELGID	8		
LGVENCVT	0		40
LGVENEXT	4		
LGVENTRS	24		
LGVERSVD	1		
LGVEUSE	0		80
LGVIDENT	0		
LGVLGVEP	4		
LGVLGVTE	0		
LGVMAXLG	8		
LGVSZIE	C		
LGVT	0		
LGVTE	0		

Table 562. Cross Reference for LGVT (continued)

Name	Offset	Hex Tag
LGVULECT	10	

## LKPT information

### LKPT heading information

<b>Common name:</b>	Lock Manager Parameter List Table
<b>Macro ID:</b>	IHALKPT
<b>DSECT name:</b>	LKPT
<b>Owning component:</b>	Supervisor Control (SC1C5)
<b>Eye-catcher ID:</b>	None
<b>Storage attributes:</b>	Subpool: Nucleus resident Key: Nucleus resident
<b>Size:</b>	400 bytes
<b>Created by:</b>	IEAVELIT - THE LOCK INTERFACE TABLE
<b>Pointed to by:</b>	PSALKPTT
<b>Serialization:</b>	Disablement if using the mapping macro in conjunction with the 'SETLOCK (TEST) TYPE (HIER)' option and testing for a disabled spin lock, also no disablement required.
<b>Function:</b>	To be used with the 'SETLOCK (TEST) TYPE (HIER)' request to determine if a lock higher than a user specified lock is held.

### LKPT mapping

Table 563. Structure LKPT

Offset Dec	Offset Hex	Type	Len	Name (Dim)	Description
0	(0)	STRUCTURE	400	LKPT	SETLOCK'S PARAMETER LIST
0	(0)	CHARACTER	16	LKPTDISP	DISPATCHER LOCK
0	(0)	SIGNED	4	LKPTDSPC	CLHT OFFSET
4	(4)	UNSIGNED	4	LKPTDSPO	OBTAIN MASK
8	(8)	UNSIGNED	4	LKPTDSPH	HIERARCHY MASK
12	(C)	UNSIGNED	4	LKPTDSPR	RELEASE MASK
16	(10)	CHARACTER	16	LKPTUCB	IOSUCB LOCK
16	(10)	SIGNED	4	LKPTUCBC	CLHT OFFSET
20	(14)	UNSIGNED	4	LKPTUCBO	OBTAIN MASK
24	(18)	UNSIGNED	4	LKPTUCBH	HIERARCHY MASK
28	(1C)	UNSIGNED	4	LKPTUCBR	RELEASE MASK
32	(20)	CHARACTER	16	LKPTSYN	IOSYNCH LOCK
32	(20)	SIGNED	4	LKPTSYNC	CLHT OFFSET
36	(24)	UNSIGNED	4	LKPTSYNO	OBTAIN MASK
40	(28)	UNSIGNED	4	LKPTSYNH	HIERARCHY MASK
44	(2C)	UNSIGNED	4	LKPTSYNR	RELEASE MASK

Table 563. Structure LKPT (continued)

Offset Dec	Offset Hex	Type	Len	Name(Dim)	Description
48	(30)	CHARACTER	16	LKPTNCB	TPNCB LOCK
48	(30)	SIGNED	4	LKPTNCBC	CLHT OFFSET
52	(34)	UNSIGNED	4	LKPTNCB0	OBTAIN MASK
56	(38)	UNSIGNED	4	LKPTNCBH	HIERARCHY MASK
60	(3C)	UNSIGNED	4	LKPTNCBR	RELEASE MASK
64	(40)	CHARACTER	16	LKPTDNC	TPDNCB LOCK
64	(40)	SIGNED	4	LKPTDNCC	CLHT OFFSET
68	(44)	UNSIGNED	4	LKPTDNCO	OBTAIN MASK
72	(48)	UNSIGNED	4	LKPTDNCH	HIERARCHY MASK
76	(4C)	UNSIGNED	4	LKPTDNCR	RELEASE MASK
80	(50)	CHARACTER	16	LKPTACB	TPACBDEB LOCK
80	(50)	SIGNED	4	LKPTACBC	CLHT OFFSET
84	(54)	UNSIGNED	4	LKPTACB0	OBTAIN MASK
88	(58)	UNSIGNED	4	LKPTACBH	HIERARCHY MASK
92	(5C)	UNSIGNED	4	LKPTACBR	RELEASE MASK
96	(60)	CHARACTER	16	LKPTASM	ASM LOCK
96	(60)	SIGNED	4	LKPTASMC	CLHT OFFSET
100	(64)	UNSIGNED	4	LKPTASMO	OBTAIN MASK
104	(68)	UNSIGNED	4	LKPTASMH	HIERARCHY MASK
108	(6C)	UNSIGNED	4	LKPTASMR	RELEASE MASK
112	(70)	CHARACTER	16	LKPTSALL	SALLOC LOCK
112	(70)	SIGNED	4	LKPTSALC	CLHT OFFSET
116	(74)	UNSIGNED	4	LKPTSALO	OBTAIN MASK
120	(78)	UNSIGNED	4	LKPTSALH	HIERARCHY MASK
124	(7C)	UNSIGNED	4	LKPTSALR	RELEASE MASK
128	(80)	CHARACTER	16	LKPTSRM	SRM LOCK
128	(80)	SIGNED	4	LKPTSRMC	CLHT OFFSET
132	(84)	UNSIGNED	4	LKPTSRMO	OBTAIN MASK
136	(88)	UNSIGNED	4	LKPTSRMH	HIERARCHY MASK
140	(8C)	UNSIGNED	4	LKPTSRMR	RELEASE MASK
144	(90)	CHARACTER	16	LKPTLOCL	LOCAL LOCK
144	(90)	SIGNED	4	LKPTLCLC	CLHT OFFSET
148	(94)	UNSIGNED	4	LKPTLCLO	OBTAIN MASK
152	(98)	UNSIGNED	4	LKPTLCLH	HIERARCHY MASK
156	(9C)	UNSIGNED	4	LKPTLCLR	RELEASE MASK
160	(A0)	CHARACTER	16	LKPTCML	CML LOCK
160	(A0)	SIGNED	4	LKPTCMLC	CLHT OFFSET
164	(A4)	UNSIGNED	4	LKPTCMLO	OBTAIN MASK
168	(A8)	UNSIGNED	4	LKPTCMLH	HIERARCHY MASK
172	(AC)	UNSIGNED	4	LKPTCMLR	RELEASE MASK
176	(B0)	CHARACTER	16	LKPTCMS	CMS LOCK
176	(B0)	SIGNED	4	LKPTCMSC	CLHT OFFSET
180	(B4)	UNSIGNED	4	LKPTCMSO	OBTAIN MASK
184	(B8)	UNSIGNED	4	LKPTCMSH	HIERARCHY MASK
188	(BC)	UNSIGNED	4	LKPTCMSR	RELEASE MASK

Table 563. Structure LKPT (continued)

Offset Dec	Offset Hex	Type	Len	Name (Dim)	Description
192	(C0)	CHARACTER	16	LKPTRACE	TRACE LOCK
192	(C0)	SIGNED	4	LKPTRCEC	CLHT OFFSET
196	(C4)	UNSIGNED	4	LKPTRCEO	OBTAIN MASK
200	(C8)	UNSIGNED	4	LKPTRCEH	HIERARCHY MASK
204	(CC)	UNSIGNED	4	LKPTRCER	RELEASE MASK
208	(D0)	CHARACTER	16	LKPTVPAG	VSMPAG LOCK
208	(D0)	SIGNED	4	LKPTVSPC	CLHT OFFSET
212	(D4)	UNSIGNED	4	LKPTVSP0	OBTAIN MASK
216	(D8)	UNSIGNED	4	LKPTVSPH	HIERARCHY MASK
220	(DC)	UNSIGNED	4	LKPTVSPR	RELEASE MASK
224	(E0)	CHARACTER	16	LKPTRSM	RSM LOCK
224	(E0)	SIGNED	4	LKPTRSMC	CLHT OFFSET
228	(E4)	UNSIGNED	4	LKPTRSM0	OBTAIN MASK
232	(E8)	UNSIGNED	4	LKPTRSMH	HIERARCHY MASK
236	(EC)	UNSIGNED	4	LKPTRSMR	RELEASE MASK
240	(F0)	CHARACTER	16	LKPTRSM A	RSMAD LOCK
240	(F0)	SIGNED	4	LKPTRADC	CLHT OFFSET
244	(F4)	UNSIGNED	4	LKPTRADO	OBTAIN MASK
248	(F8)	UNSIGNED	4	LKPTRADH	HIERARCHY MASK
252	(FC)	UNSIGNED	4	LKPTRADR	RELEASE MASK
256	(100)	CHARACTER	16	LKPTRSMX	RSMXM LOCK
256	(100)	SIGNED	4	LKPTRXMC	CLHT OFFSET
260	(104)	UNSIGNED	4	LKPTRXMO	OBTAIN MASK
264	(108)	UNSIGNED	4	LKPTRXMH	HIERARCHY MASK
268	(10C)	UNSIGNED	4	LKPTRXMR	RELEASE MASK
272	(110)	CHARACTER	16	LKPTRSMS	RSMST LOCK
272	(110)	SIGNED	4	LKPTRSTC	CLHT OFFSET
276	(114)	UNSIGNED	4	LKPTRSTO	OBTAIN MASK
280	(118)	UNSIGNED	4	LKPTRSTH	HIERARCHY MASK
284	(11C)	UNSIGNED	4	LKPTRSTR	RELEASE MASK
288	(120)	CHARACTER	16	LKPTASMG	ASMGL LOCK
288	(120)	SIGNED	4	LKPTASGC	CLHT OFFSET
292	(124)	UNSIGNED	4	LKPTASGO	OBTAIN MASK
296	(128)	UNSIGNED	4	LKPTASGH	HIERARCHY MASK
300	(12C)	UNSIGNED	4	LKPTASGR	RELEASE MASK
304	(130)	CHARACTER	16	LKPTVFIX	VSMFIX LOCK
304	(130)	SIGNED	4	LKPTVSFC	CLHT OFFSET
308	(134)	UNSIGNED	4	LKPTVSFO	OBTAIN MASK
312	(138)	UNSIGNED	4	LKPTVSFH	HIERARCHY MASK
316	(13C)	UNSIGNED	4	LKPTVSFR	RELEASE MASK
320	(140)	CHARACTER	16	LKPTRSMG	RSMGL LOCK
320	(140)	SIGNED	4	LKPTRGLC	CLHT OFFSET
324	(144)	UNSIGNED	4	LKPTRGLO	OBTAIN MASK
328	(148)	UNSIGNED	4	LKPTRGLH	HIERARCHY MASK
332	(14C)	UNSIGNED	4	LKPTRGLR	RELEASE MASK

Table 563. Structure LKPT (continued)

Offset Dec	Offset Hex	Type	Len	Name (Dim)	Description
336	(150)	CHARACTER	16	LKPTCPU	CPU LOCK
336	(150)	SIGNED	4	LKPTCPUC	CLHT OFFSET
340	(154)	UNSIGNED	4	LKPTCPUO	OBTAIN MASK
344	(158)	UNSIGNED	4	LKPTCPUH	HIERARCHY MASK
348	(15C)	UNSIGNED	4	LKPTCPUR	RELEASE MASK
352	(160)	CHARACTER	16	LKPTRCM	RSMCM LOCK
352	(160)	SIGNED	4	LKPTRCMC	CLHT OFFSET
356	(164)	UNSIGNED	4	LKPTRCMO	OBTAIN MASK
360	(168)	UNSIGNED	4	LKPTRCMH	HIERARCHY MASK
364	(16C)	UNSIGNED	4	LKPTRCMR	RELEASE MASK
368	(170)	CHARACTER	16	LKPTRSMD	RSMDS LOCK
368	(170)	SIGNED	4	LKPTRDSC	CLHT OFFSET
372	(174)	UNSIGNED	4	LKPTRDSO	OBTAIN MASK
376	(178)	UNSIGNED	4	LKPTRDSH	HIERARCHY MASK
380	(17C)	UNSIGNED	4	LKPTRDSR	RELEASE MASK
384	(180)	CHARACTER	16	LKPTIOS	IOS LOCK
384	(180)	SIGNED	4	LKPTIOSC	CLHT OFFSET
388	(184)	UNSIGNED	4	LKPTIOSO	OBTAIN MASK
392	(188)	UNSIGNED	4	LKPTIOSH	HIERARCHY MASK
396	(18C)	UNSIGNED	4	LKPTIOSR	RELEASE MASK

Table 564. Cross Reference for LKPT

Name	Offset	Hex Tag
LKPT	0	
LKPTACB	50	
LKPTACBC	50	
LKPTACBH	58	
LKPTACBO	54	
LKPTACBR	5C	
LKPTASGC	120	
LKPTASGH	128	
LKPTASGO	124	
LKPTASGR	12C	
LKPTASM	60	
LKPTASMC	60	
LKPTASMG	120	
LKPTASMH	68	
LKPTASMO	64	
LKPTASMR	6C	
LKPTCML	A0	
LKPTCMLC	A0	
LKPTCMLH	A8	

Table 564. Cross Reference for LKPT (continued)

Name	Offset	Hex Tag
LKPTCML0	A4	
LKPTCMLR	AC	
LKPTCMS	B0	
LKPTCMSC	B0	
LKPTCMSH	B8	
LKPTCMS0	B4	
LKPTCMSR	BC	
LKPTCPU	150	
LKPTCPUC	150	
LKPTCPUH	158	
LKPTCPU0	154	
LKPTCPUR	15C	
LKPTDISP	0	
LKPTDNC	40	
LKPTDNCC	40	
LKPTDNCH	48	
LKPTDNCO	44	
LKPTDNCR	4C	
LKPTDSPC	0	
LKPTDSPH	8	
LKPTDSP0	4	
LKPTDSPR	C	
LKPTIOS	180	
LKPTIOSC	180	
LKPTIOSH	188	
LKPTIOS0	184	
LKPTIOSR	18C	
LKPTLCLC	90	
LKPTLCLH	98	
LKPTLCLO	94	
LKPTLCLR	9C	
LKPTLOCL	90	
LKPTNCB	30	
LKPTNCBC	30	
LKPTNCBH	38	
LKPTNCB0	34	
LKPTNCBR	3C	
LKPTRACE	C0	
LKPTRADC	F0	



Table 564. Cross Reference for LKPT (continued)

Name	Offset	Hex Tag
LKPTRADH	F8	
LKPTRADO	F4	
LKPTRADR	FC	
LKPTRCEC	C0	
LKPTRCEH	C8	
LKPTRCEO	C4	
LKPTRCER	CC	
LKPTRCM	160	
LKPTRCMC	160	
LKPTRCMH	168	
LKPTRCMO	164	
LKPTRCMR	16C	
LKPTRDSC	170	
LKPTRDSH	178	
LKPTRDSO	174	
LKPTRDSR	17C	
LKPTRGLC	140	
LKPTRGLH	148	
LKPTRGLO	144	
LKPTRGLR	14C	
LKPTRSM	E0	
LKPTRSMA	F0	
LKPTRSMC	E0	
LKPTRSMO	170	
LKPTRSMG	140	
LKPTRSMH	E8	
LKPTRSMO	E4	
LKPTRSMR	EC	
LKPTRSMS	110	
LKPTRSMX	100	
LKPTRSTC	110	
LKPTRSTH	118	
LKPTRSTO	114	
LKPTRSTR	11C	
LKPTRXMC	100	
LKPTRXMH	108	
LKPTRXMO	104	
LKPTRXMR	10C	
LKPTSALC	70	

Table 564. Cross Reference for LKPT (continued)

Name	Offset	Hex Tag
LKPTSALH	78	
LKPTSALL	70	
LKPTSALO	74	
LKPTSALR	7C	
LKPTSRM	80	
LKPTSRMC	80	
LKPTSRMH	88	
LKPTSRMO	84	
LKPTSRMR	8C	
LKPTSYN	20	
LKPTSYNC	20	
LKPTSYNH	28	
LKPTSYNO	24	
LKPTSYNR	2C	
LKPTUCB	10	
LKPTUCBC	10	
LKPTUCBH	18	
LKPTUCBO	14	
LKPTUCBR	1C	
LKPTVFIX	130	
LKPTVPAG	D0	
LKPTVSFC	130	
LKPTVSFH	138	
LKPTVSFO	134	
LKPTVSFR	13C	
LKPTVSPC	D0	
LKPTVSPH	D8	
LKPTVSPO	D4	
LKPTVSPR	DC	

## LLCB information

### LLCB heading information

<b>Common name:</b>	LNKLST Lookaside Control Block
<b>Macro ID:</b>	IHALLCB
<b>DSECT name:</b>	LLCB
<b>Owning component:</b>	Contents Supervisor (SC1CJ)

**Eye-catcher ID:** LLCB  
Offset: 0  
Length: 4

**Storage attributes:** Subpool: read/write nucleus  
Key: 0  
Residency: Above 16M

**Size:** 44 bytes

**Created by:** nucleus

**Pointed to by:** CVTLLCB of the CVT data area

**Serialization:** None

**Function:** The LLCB contains data needed by the Library Lookaside search routines, by their callers and by LLA routines in the LLA Address Space.

## LLCB mapping

Table 565. Structure LLCB

Offset Dec	Offset Hex	Type	Len	Name (Dim)	Description
0	(0)	STRUCTURE	44	LLCB	Library Lookaside Control Block
0	(0)	CHARACTER	4	LLCBID	Control block ID ("LLCB")
4	(4)	UNSIGNED	1	LLCBLVEL	Level number of this LLCB
5	(5)	UNSIGNED	1	LLCBFLGS	Flag byte
		1... ....		LLCBAVAL	The LLA search services are available. LLCBAVAL is turned on by LLA directory build to activate a new directory. It is initially off, and LLA turns it off when it terminates. LLA's recovery exit CSVLESCH and BLDL's ESTAE IGCT0018 turn off LLCBAVAL if serious errors occur in the LLA search service.
		.1.. ....		LLCBSTOP	LLA was terminated by the operator. This flag inhibits automatic re-START processing.
		..1. ....		LLCBFAIL	LLA's memory termination resource manager turns on LLCBFAIL when it issues an internal START command to automatically re-START LLA. LLA turns off LLCBFAIL when it completes building a new directory. LLA's memory termination resource manager turns off LLCBFAIL if the re-START fails.
		...1 ....		*	Was LLCBX10K
		.... 1...		LLCBTLNK	The LNKLIST concatenation was truncated when it was opened during NIP processing. CSVLLCRE re-informs the operator and turns off this flag.
		.... .1..		LLCBTLPA	The LPALST concatenation was truncated when it was opened during NIP processing. CSVLLCRE re-informs the operator and turns off this flag.
		.... ..1.		LLCBLNKL	LLA is managing entire LNKLIST
		.... ...1		LLCBRSV2	Reserved
6	(6)	BITSTRING	2	LLCB_CS_FLAGS	
		1... ....		LLCBX1_CHECKFOREXITROUTINE	

Table 565. Structure LLCB (continued)

Offset Dec	Offset Hex	Type	Len	Name(Dim)	Description
					Recheck EXIT1 to see if it has any exit routines that can be called
		.1.. ....		LLCBX1_EXITROUTINETOCALL	EXIT1 has an exit routine that can be called
		..1. ....		LLCBX1_CSVLLIX1ADDED	Added CSVLLIX1
		...1 ....		LLCBX1_EXITDEFINED	Exit has been defined
		.... 1...		LLCBX2_CHECKFOREXITROUTINE	
					Recheck EXIT2 to see if it has any exit routines that can be called
		.... .1..		LLCBX2_EXITROUTINETOCALL	EXIT2 has an exit routine that can be called
		.... ..1.		LLCBX2_CSVLLIX2ADDED	Added CSVLLIX2
		.... ...1		LLCBX2_EXITDEFINED	Exit has been defined
7	(7)	BITSTRING	1	*	
8	(8)	UNSIGNED	4	LLCBRSCD	Component reason code. Copied from SDWAHRC if SDWARCF is on. Valid only if LLCBR5OK is on. Serialized by LLCBR5OK.
12	(C)	ADDRESS	4	LLCBASCB	Address of the ASCB of the LLA address space. Used to denote ownership of the LLCB and to abnormally terminate LLA if there is an error while accessing the LLA directory from another address space.
16	(10)	ADDRESS	4	LLCBTCB	Address of TCB of LLA's jobstep task. Used to abnormally terminate LLA if an error occurs during LLA's directory search processing.
20	(14)	UNSIGNED	4	*	Reserved
24	(18)	UNSIGNED	4	*	Reserved
28	(1C)	ADDRESS	4	LLCBNXT1	Address of instruction after the MVCK instruction which stores data from the LLA directory into the user's parameter list. Used to determine whether program checks in CSVLLS01 are due to invalid user parameters passed in to BLDL
32	(20)	CHARACTER	4	LLCBDOM	WTO id used to delete LLA's error messages (CSV218E or CSV226E) from the operator's screen.
36	(24)	CHARACTER	4	LLCBABCC	Abend completion code copied from SDWAABCC or ASCBMCC.
36	(24)	CHARACTER	1	LLCBCMPF	Flags in completion code
		1111 1...		*	
		.... .1..		LLCBRSOK	LLCBRSCD is valid
		.... ..11		*	
37	(25)	CHARACTER	3	LLCBCMPC	System completion code (1st 12 bits) and user completion code (2nd 12 bits).
40	(28)	CHARACTER	2	LLCBXXLN	Suffix of the "LNKLSTnn" parmlib member being processed when NIP truncated the LNKLST. LLCBTLNK is also turned on.
42	(2A)	CHARACTER	2	LLCBXXLP	Suffix of the "LPALSTnn" parmlib member being processed when NIP truncated the LPALST. LLCBTLNK is also turned on.
44	(2C)	CHARACTER	0	LLCBEND	End+1 of LLCB.

Table 566. Cross Reference for LLCB

Name	Offset	Hex Tag
LLCB	0	
LLCB_CS_FLAGS	6	
LLCBABCC	24	
LLCBASCB	C	
LLCBAVAL	5	80
LLCBCMPC	25	
LLCBCMPF	24	
LLCBDOM	20	
LLCBEND	2C	
LLCBFAIL	5	20
LLCBFLGS	5	
LLCBID	0	
LLCBLNKL	5	02
LLCBLVEL	4	
LLCBNXT1	1C	
LLCBRSCD	8	
LLCBRSOK	24	04
LLCBRSV2	5	01
LLCBSTOP	5	40
LLCBTCB	10	
LLCBTLNK	5	08
LLCBTLPA	5	04
LLCBXXLN	28	
LLCBXXLP	2A	
LLCBX1_CHECKFOREXITROUTINE	6	80
LLCBX1_CSVLLIX1ADDED	6	20
LLCBX1_EXITDEFINED	6	10
LLCBX1_EXITROUTINETOCALL	6	40
LLCBX2_CHECKFOREXITROUTINE	6	08
LLCBX2_CSVLLIX2ADDED	6	02
LLCBX2_EXITDEFINED	6	01
LLCBX2_EXITROUTINETOCALL	6	04

## LLE information

### LLE programming interface information

LLE is a programming interface.

## LLE heading information

<b>Common name:</b>	Load List Element
<b>Macro ID:</b>	IHALLE
<b>DSECT name:</b>	LLE
<b>Owning component:</b>	Contents Supervisor (SC1CJ)
<b>Eye-catcher ID:</b>	None
<b>Storage attributes:</b>	Subpool: 255 Key: 0
<b>Size:</b>	12 bytes
<b>Created by:</b>	Contents Supervisor (CSVSBRTN)
<b>Pointed to by:</b>	TCBLLS field of the TCB data area (last LLE) LLECHN field of the LLE data area (next LLE)
<b>Serialization:</b>	Local Lock
<b>Function:</b>	An LLE controls the loading and deleting (specifically, the LOAD and DELETE functions of Contents Supervision) of a particular load module on an entry point name basis.

## LLE mapping

Table 567. Structure LLE

Offset Dec	Offset Hex	Type	Len	Name(Dim)	Description
0	(0)	STRUCTURE	0	LLE	
LOAD LIST ELEMENT OS/VS2 REL 2, 03/26/72, LEVEL=3					
0	(0)	SIGNED	4	LLECHN	- ADDRESS OF NEXT ELEMENT ON LOAD LIST
4	(4)	SIGNED	4	LLECDPT	- ADDRESS OF CDE FOR MODULE
8	(8)	SIGNED	2	LLECOUNT	- RESPONSIBILITY COUNT. THE TOTAL NUMBER OF REQUESTS FOR THE MODULE VIA THE LOAD MACRO INSTRUCTION.
10	(A)	SIGNED	2	LLESYSCT	- SYSTEM RESPONSIBILITY COUNT. THE TOTAL NUMBER OF SYSTEM REQUESTS FOR THE MDOULE VIA THE LOAD MACRO INSTRUCTION.

## LLPM information

### LLPM heading information

<b>Common name:</b>	Library Lookaside Parameter List (LLPM)
<b>Macro ID:</b>	IHALLPM
<b>DSECT name:</b>	LLPM
<b>Owning component:</b>	Contents Supervisor (SC1CJ)
<b>Eye-catcher ID:</b>	None

**Storage attributes:** Subpool: N/A  
Key: N/A

**Size:** 20 bytes

**Created by:** Caller of CSVLLSCH

**Pointed to by:** N/A

**Serialization:** N/A

**Function:** The LLPM is passed in to the LLA search service routine, CSVLLSCH. It contains parameters and a work area for CSVLLSCH.

## LLPM mapping

Table 568. Structure LLPM

Offset Dec	Offset Hex	Type	Len	Name(Dim)	Description
0	(0)	STRUCTURE	20	LLPM	LLA data access parameter list.
0	(0)	ADDRESS	4	LLPMPDS2	Target area address for requested directory entry. (either PDS2 or SMDE)
4	(4)	SIGNED	4	LLPMCOPY	Bytes to copy (excludes length of name).
8	(8)	SIGNED	4	LLPMWORK	Work area for LLA
12	(C)	CHARACTER	1	LLPMKEY	For authorized callers, bits 0-3 contain the storage key for LLA to use when copying the directory entry into the BLDL list (LLPMPDS2).
13	(D)	UNSIGNED	1	LLPMLVL	Level number of LLPM
14	(E)	BITSTRING	1	LLPMFLAG	Flags
		1... ....		LLPMPDSE	Indicates module in PDSE format library.
		.1... ....		LLPMBUFF	Indicates the module has been buffered. (Used by DFP)
		..11 1111		*	Reserved
15	(F)	CHARACTER	1	*	Reserved
16	(10)	ADDRESS	4	LLPMLLPX	Address of extended LLA parameters.
20	(14)	CHARACTER	0	LLPMEND	End+1 of LLPM.

Table 569. Constants for LLPM

Len	Type	Value	Name	Description
1	DECIMAL	3	LLPMNUM	Current Level number for LLPMLVL.

Table 570. Cross Reference for LLPM

Name	Offset	Hex	Tag
LLPM	0		
LLPMBUFF	E		40
LLPMCOPY	4		
LLPMEND	14		
LLPMFLAG	E		
LLPMKEY	C		
LLPMLLPX	10		

Table 570. Cross Reference for LLPM (continued)

Name	Offset	Hex Tag
LLPMLVL	D	
LLPMPDSE	E	80
LLPMPDS2	0	
LLPMWORK	8	

## LLP1 information

### LLP1 programming interface information

LLP1 is a programming interface.

### LLP1 heading information

<b>Common name:</b>	Library Lookaside Fetch Installation Exit Parameters (LLP1)
<b>Macro ID:</b>	IHALLP1
<b>DSECT name:</b>	LLP1
<b>Owning component:</b>	Contents Supervisor (SC1CJ)
<b>Eye-catcher ID:</b>	LLPA Offset: 0 Length: 4
<b>Storage attributes:</b>	Subpool: LLA Fetch's dynamic storage Key: 0
<b>Size:</b>	152 bytes
<b>Created by:</b>	LLA Fetch
<b>Pointed to by:</b>	Register 1 on entry to CSVLLIX1
<b>Serialization:</b>	N/A
<b>Function:</b>	LLA fetch passes the LLP1 to its installation exit CSVLLIX1. LLA fetch calls CSVLLIX1 after fetching an LLA managed module The LLP1 contains statistics and a copy of the BLDL format PDS directory entry of the just completed fetch request.

### LLP1 mapping

Table 571. Structure LLP1

Offset Dec	Offset Hex	Type	Len	Name (Dim)	Description
0	(0)	STRUCTURE	0	LLP1	LLA Fetch exit parameter list.
-----Header-----					
0	(0)	CHARACTER	4	LLP1ID	LLP1 id = "LLP1".
4	(4)	SIGNED	1	LLP1LEVEL	LLP1 level number = 2.
5	(5)	CHARACTER	1	LLP1RSV1	Reserved.
6	(6)	SIGNED	2	LLP1LEN	Length of the LLP1.



Table 571. Structure LLP1 (continued)

Offset Dec	Offset Hex	Type	Len	Name(Dim)	Description
-----Body-----					
8	(8)	SIGNED	4	LLP1USER	Contains a 31-bit address pointer to a four byte user data area which is reserved for CSVLLIX1 to use. The four byte user data area is aligned on a full word boundary. It is initially zero and subsequently contains whatever value CSVLLIX1 stores in it. CSVLLIX1 can optionally use the four byte user data area to pass a parameter (or the address of a parameter list) to itself on subsequent invocations. CSVLLIX1 must manage the serialization of the four byte user data area, pointed to by the LLP1USER field. (Compare-and-swap (CS) is a potential serialization method.) If LLA is restarted, the four byte user area will not be reset to zero. It will contain the last value stored by CSVLLIX1.
12	(C)	CHARACTER	8	LLP1DUR	Time (DURation) in CPU TOD clock units used to fetch the module.
20	(14)	CHARACTER	4	LLP1PROV	Provider of the module indicated by a four byte acronym: "LLAF" indicates LLA Fetch satisfied the fetch request by utilizing the LLA staged copy of the module. "PGMF" indicates LLA Fetch utilized DFP Program Fetch to obtain a copy of the module from its home location.
24	(18)	SIGNED	4	LLP1AVUI	Time averaged system high real storage unreferenced interval count (UIC). Units of UIC are in seconds.
28	(1C)	SIGNED	4	LLP1AVMG	Time averaged expanded storage migration age in seconds.
32	(20)	CHARACTER	76	LLP1PDS2	BLDL format PDS directory entry for this entry point. (Mapped by IHAPDS.)
108	(6C)	CHARACTER	44	LLP1DSN	The data set name for this entry point (padded on the right with blanks)
152	(98)	CHARACTER	8	LLP1_UCBADDR_CCHH(0)	
152	(98)	ADDRESS	4	LLP1_UCBADDR	
156	(9C)	CHARACTER	4	LLP1_CCHH	
156	(9C)	X'A0'	0	LLP1END	"*" End+1 of the LLP1.
-----Level number-----					
156	(9C)	X'2'	0	LLP1LNUM	"2" Current level of LLP1
-----Return and reason codes-----					
156	(9C)	X'0'	0	#RCIX1_DEFAULT	"0" CSVLLIX1 return code in register 15 which directs LLA Fetch to use the default threshold to trigger LLA module staging.
156	(9C)	X'4'	0	#RCIX1_OVERRIDE	"4" CSVLLIX1 return code in register 15 which directs LLA Fetch either to trigger staging or to not trigger staging. The reason code in register 0 specifies the required action.

Table 571. Structure LLP1 (continued)

Offset Dec	Offset Hex	Type	Len	Name (Dim)	Description
156	(9C) X'0'		0	#RSIX1_DEFAULT	"0" CSVLLIX1 reason code in register 0 when the return code is RCIX1_DEFAULT meaning that LLA Fetch must use the default threshold to trigger LLA module staging.
156	(9C) X'1'		0	#RSIX1_TRIGGER	"1" CSVLLIX1 reason code in register 0 when the return code is RCIX1_OVERRIDE meaning that LLA Fetch must trigger staging.
156	(9C) X'2'		0	#RSIX1_NO_TRIGGER	"2" CSVLLIX1 reason code in register 0 when the return code is RCIX1_OVERRIDE meaning that LLA Fetch must not trigger staging.

Table 572. Cross Reference for LLP1

Name	Offset	Hex Tag
#RCIX1_DEFAULT	9C	0
#RCIX1_OVERRIDE	9C	4
#RSIX1_DEFAULT	9C	0
#RSIX1_NO_TRIGGER	9C	2
#RSIX1_TRIGGER	9C	1
LLP1	0	
LLP1_CCHH	9C	
LLP1_UCBADDR	98	
LLP1_UCBADDR_CCHH	98	
LLP1AVMG	1C	
LLP1AVUI	18	
LLP1DSN	6C	
LLP1DUR	C	
LLP1END	9C	A0
LLP1ID	0	
LLP1LEN	6	
LLP1LEVL	4	
LLP1LNUM	9C	2
LLP1PDS2	20	
LLP1PROV	14	
LLP1RSV1	5	
LLP1USER	8	

## LLP2 information

### LLP2 programming interface information

LLP2 is a programming interface.

## LLP2 heading information

<b>Common name:</b>	LLA Staging Installation Exit Parameters
<b>Macro ID:</b>	IHALLP2
<b>DSECT name:</b>	LLP2
<b>Owning component:</b>	Contents Supervisor (SC1CJ)
<b>Eye-catcher ID:</b>	LLP2 Offset: 0 Length: 4
<b>Storage attributes:</b>	Subpool: 0 Key: 0 Residency: 24 Bit
<b>Size:</b>	8 character header. Variable number of LLP2X's (length is in LLP2LEN)
<b>Created by:</b>	Module CSVLLST2
<b>Pointed to by:</b>	LLASX2WA
<b>Serialization:</b>	None
<b>Function:</b>	Provides a mapping for the statistics for the staged modules for which recent fetch statistics exist to be passed to LLA exits.

## LLP2 mapping

Table 573. Structure LLP2

Offset Dec	Offset Hex	Type	Len	Name (Dim)	Description
0	(0)	STRUCTURE	0	LLP2	LLA Staging exit parameters.
-----Header-----					
0	(0)	CHARACTER	4	LLP2ID	LLP2 id = "LLP2".
4	(4)	SIGNED	1	LLP2LEVL	LLP2 level = 2.
5	(5)	CHARACTER	1	LLP2RSV1	Reserved.
6	(6)	SIGNED	2	LLP2LEN	Length of the LLP2 including all its entry point sections (LLP2EP) and its extension LLP2X. There are LLP2EPCT entry point sections.
-----Inputs and outputs to control LLA Staging-----					
8	(8)	SIGNED	4	LLP2USER	Contains a 31-bit address pointer to a four byte user data area which is reserved for CSVLLIX2 to use. The four byte user data is aligned on a full word boundary. It is initially zero and subsequently contains any value stored in it by CSVLLIX2. CSVLLIX2 can optionally use the four byte user data area to pass a parameter (or the address of a parameter list) to itself on subsequent invocations. The four byte field will be reset to zero when LLA is restarted.

Table 573. Structure LLP2 (continued)

Offset Dec	Offset Hex	Type	Len	Name(Dim)	Description
12	(C)	SIGNED	4	LLP2VALU(4)	Factors of value, each in the range of -10,000 to +10,000, which indicate the relative value to the system of LLA providing this module to users. See also LLP2WGTS.
12	(C)	SIGNED	4	LLP2VRSP	Response time value (input). Derived from observed fetch durations and relative activity.
16	(10)	SIGNED	4	LLP2VCTN	Contention value (input). Derived from the degree of variability in response times for program fetch and LLA fetch
20	(14)	SIGNED	4	LLP2VST0	Processor storage value (input). Derived from module size and response time savings if staged.
24	(18)	SIGNED	4	LLP2VUSR	User defined value (output). Default is zero.
28	(1C)	SIGNED	4	LLP2WGTS(4)	Weighting factors in the range 0-100 used by LLA Staging to determine the relative importance to the installation of LLA providing this module (input and output). See also LLP2VALU.
28	(1C)	SIGNED	4	LLP2WRSP	Response time weighting factor.
32	(20)	SIGNED	4	LLP2WCTN	Contention weighting factor.
36	(24)	SIGNED	4	LLP2WST0	Storage weighting factor.
40	(28)	SIGNED	4	LLP2WUSR	User defined weighting factor.
-----Historical data-----					
44	(2C)	SIGNED	4	LLP2AVUC	System high real storage unreferenced interval count(UIC). Units of UIC are in seconds.
48	(30)	SIGNED	4	LLP2AVMG	Expanded storage migration age in seconds.
52	(34)	SIGNED	4	LLP2AVCT	10,000 times the average number of fetches of this module in recent statistics samples.
56	(38)	SIGNED	4	LLP2NTVL(2)	Average length of recent statistics samples in CPU TOD clock units.
64	(40)	SIGNED	4	LLP2PEMN(2)	Minimum program fetch elapsed time in CPU TOD clock units. '7FFFFFFF'X if never program fetched. (e.g. if staged via a deleted alias)
72	(48)	SIGNED	4	LLP2LEMN(2)	Minimum LLA fetch elapsed time in CPU TOD clock units. '7FFFFFFF'X if never LLA fetched.
80	(50)	SIGNED	4	LLP2EPCT	Count of entry point names for this module. There are LLP2EPCT LLP2EP sections for this LLP2.
84	(54)	SIGNED	4	LLP2EPTR	Pointer to the first entry in the entry point section
88	(58)	SIGNED	4	LLP2EPLN	Length of each entry point section.
92	(5C)	SIGNED	4	LLP2XPTR	Pointer to the extension section, LLP2X.

Table 573. Structure LLP2 (continued)

Offset Dec	Offset Hex	Type	Len	Name(Dim)	Description
96	(60)	SIGNED	4	LLP2X1US	Contains a 31-bit address pointer to a four byte user data area which is reserved for CSVLLIX1 to use. The four byte user data is aligned on a full word boundary. It is initially zero and subsequently contains any value stored in it by CSVLLIX1. CSVLLIX1 can optionally use the four byte user data area to pass a parameter (or the address of a parameter list) to itself on subsequent invocations. The four byte field will be reset to zero when LLA is restarted. It is passed to CSVLLIX2 to allow the exits to pass information to each other.
96	(60)	X'64'	0	LLP2END1	"*" End+1 of LLP2 base section.

Table 574. Structure LLP2EP

Offset Dec	Offset Hex	Type	Len	Name(Dim)	Description
0	(0)	STRUCTURE	0	LLP2EP	Data for this entry point from the most recent statistics sample. There is one of these sections for each entry point in the module. There are LLP2EPCT entry points in this module. The LLP2EP sections follow the LLP2 section.
0	(0)	SIGNED	4	LLP2PFCT	Program fetch count.
4	(4)	SIGNED	4	LLP2LFCT	LLA fetch count.
8	(8)	SIGNED	4	LLP2PEMX(2)	Maximum program fetch elapsed time in CPU TOD clock units. '00000000'X if no data exists.
16	(10)	SIGNED	4	LLP2LEMV(2)	Maximum LLA fetch elapsed time in CPU TOD clock units. '00000000'X if no data exists.
24	(18)	SIGNED	4	LLP2IPDV(2)	Sum of deltas for the sample of program fetch duration minus minimum program fetch, in TOD units.
32	(20)	SIGNED	4	LLP2ILDV(2)	Sum of deltas for the sample of LLA fetch duration minus minimum LLA fetch, in TOD units.
40	(28)	SIGNED	4	LLP2HPCD(2)	PGMF contention delta for the name. The contention delta is the rolling average of LLP2IPDV divided by LLP2PFCT
48	(30)	SIGNED	4	LLP2HLCD(2)	LLAF contention delta for the name. The contention delta is the rolling average of LLP2ILDV divided by LLP2LFCT
56	(38)	CHARACTER	76	LLP2PDS2	BLDL format PDS directory entry for this entry point. (Mapped by IHAPDS.)

Table 575. Structure LLP2X

Offset Dec	Offset Hex	Type	Len	Name(Dim)	Description
0	(0)	STRUCTURE	0	LLP2X	The extension to the LLP2 parameter list. The LLP2X is located in contiguous storage following the last entry of the LLP2EP array. On entry to CSVLLIX2, its address is in LLP2XPTR.

Table 575. Structure LLP2X (continued)

Offset Dec	Offset Hex	Type	Len	Name (Dim)	Description
0	(0)	CHARACTER	44	LLP2XDSN	The data set name for the entry points in the LLP2EP array. (Padded on the right with blanks)
44	(2C)	SIGNED	4	LLP2VSTA	The staging threshold for this library. Modules whose value is above this threshold are added to the staging candidate list. See prolog for more information about this threshold.
48	(30)	SIGNED	4	LLP2VDES	The deactivating threshold for this library. Modules whose value is below this threshold and are currently staged are deactivated. See prolog for more information about this threshold.
52	(34)	SIGNED	4	LLP2LPCD(2)	Average PGM contention delta for the library in TOD units per byte
60	(3C)	SIGNED	4	LLP2LLCD(2)	Average LLA contention delta for the library in TOD units per byte
-----Level number-----					
60	(3C)	X'2'	0	LLP2LNUM	"2" Value for LLP2LEVL.
-----Return and reason codes-----					
60	(3C)	X'0'	0	#RCIX2_EVALUATE	"0" CSVLLIX2 return code in register 15 which directs LLA Staging to use the calculated LLA value of this module to decide whether or not to stage the module.
60	(3C)	X'4'	0	#RCIX2_OVERRIDE	"4" CSVLLIX2 return code in register 15 which directs LLA Staging to stage or unstage the module according to the reason code in register 0.
60	(3C)	X'0'	0	#RSIX2_EVALUATE	"0" CSVLLIX2 reason code in register 0 when the return code is RCIX2_EVALUATE meaning that LLA Staging must use the calculated LLA value of this module to decide whether or not to stage the module.
60	(3C)	X'1'	0	#RSIX2_MUSTSTAGE	"1" CSVLLIX2 reason code in register 0 when the return code is RCIX2_OVERRIDE meaning that LLA Staging must stage this module.
60	(3C)	X'2'	0	#RSIX2_MUSTNTSTAGE	"2" CSVLLIX2 reason code in register 0 when the return code is RCIX2_OVERRIDE meaning that LLA Staging must not use a staged copy of the module.

Table 576. Cross Reference for LLP2

Name	Offset	Hex Tag
#RCIX2_EVALUATE	3C	0
#RCIX2_OVERRIDE	3C	4
#RSIX2_EVALUATE	3C	0
#RSIX2_MUSTNTSTAGE	3C	2
#RSIX2_MUSTSTAGE	3C	1
LLP2	0	
LLP2AVCT	34	

Table 576. Cross Reference for LLP2 (continued)

Name	Offset	Hex Tag
LLP2AVMG	30	
LLP2AVUC	2C	
LLP2END1	60	64
LLP2EP	0	
LLP2EPCT	50	
LLP2EPLN	58	
LLP2EPTR	54	
LLP2HLCD	30	
LLP2HPCD	28	
LLP2ID	0	
LLP2ILDV	20	
LLP2IPDV	18	
LLP2LEMN	48	
LLP2LEMX	10	
LLP2LEN	6	
LLP2LEVL	4	
LLP2LFCT	4	
LLP2LLCD	3C	
LLP2LNUM	3C	2
LLP2LPCD	34	
LLP2NTVL	38	
LLP2PDS2	38	
LLP2PEMN	40	
LLP2PEMX	8	
LLP2PFCT	0	
LLP2RSV1	5	
LLP2USER	8	
LLP2VALU	C	
LLP2VCTN	10	
LLP2VDES	30	
LLP2VRSP	C	
LLP2VSTA	2C	
LLP2VSTO	14	
LLP2VUSR	18	
LLP2WCTN	20	
LLP2WGTS	1C	
LLP2WRSP	1C	
LLP2WSTO	24	
LLP2WUSR	28	

Table 576. Cross Reference for LLP2 (continued)

Name	Offset	Hex Tag
LLP2X	0	
LLP2XDSN	0	
LLP2XPTR	5C	
LLP2X1US	60	

## LLT information

### LLT programming interface information

LLT is a programming interface.

### LLT heading information

<b>Common name:</b>	Link List Table
<b>Macro ID:</b>	IHALLT
<b>DSECT name:</b>	LLT LLTAPFTB
<b>Owning component:</b>	Contents Supervisor (SC1CJ)
<b>Eye-catcher ID:</b>	LLT Offset: 0 Length: 4
<b>Storage attributes:</b>	Subpool: 245 Key: 0 Residency: Above 16M
<b>Size:</b>	8 character header. Variable number of 45 character entries
<b>Created by:</b>	Modules IEAVNPE5, CSVDLPR
<b>Pointed to by:</b>	DLCBLT@ field of the DLCB data area
<b>Serialization:</b>	None
<b>Function:</b>	Provides a mapping for the table of data sets that comprise a link list concatenation. Instead of using this table, IBM recommends that you use CSVDYNL REQUEST=LIST to obtain information, such as the list of data sets, about a specific LNKLIST set. You may issue CSVDYNL REQUEST=LIST when unauthorized.

### LLT mapping

Table 577. Structure LLT

Offset Dec	Offset Hex	Type	Len	Name (Dim)	Description
0	(0)	STRUCTURE	*	LLT	The basing expression was changed because CVTLLTA does not point to the true LLT any longer. Users should either use ASSBDLCB (IHAASSB) -> DLCBLT@ (CSVDLCB) or specify CVTLLTA themselves.



Table 577. Structure LLT (continued)

Offset Dec	Offset Hex	Type	Len	Name (Dim)	Description
0	(0)	CHARACTER	8	LLTHEAD	TABLE HEADER
0	(0)	CHARACTER	4	LLTID	TABLE ID 'LLT '
4	(4)	SIGNED	4	LLTCOUNT	NUMBER OF ENTRIES IN TABLE
8	(8)	CHARACTER	45	LLTENTRY(*)	ENTRIES IN TABLE
8	(8)	UNSIGNED	1	LLTDSLTH	LENGTH OF DATASET NAME
9	(9)	CHARACTER	44	LLTDSN	DATASET NAME

Table 578. Structure LLTAPFTB

Offset Dec	Offset Hex	Type	Len	Name (Dim)	Description
0	(0)	STRUCTURE	*	LLTAPFTB	LNKLST APF libraries table.
0	(0)	CHARACTER	1	LLTANTRY(*)	LNKLST data set entries
0	(0)	CHARACTER	1	LLTAFLGS	Flag byte
	1... ....			LLTAPFIN	Library is in APF table
	.111 1111			LLTARSV1	Reserved

Table 579. Cross Reference for LLT

Name	Offset	Hex Tag
LLT	0	
LLTAFLGS	0	
LLTANTRY	0	
LLTAPFIN	0	80
LLTAPFTB	0	
LLTARSV1	0	7F
LLTCOUNT	4	
LLTDSLTH	8	
LLTDSN	9	
LLTENTRY	8	
LLTHEAD	0	
LLTID	0	

## LPAL information

### LPAL heading information

<b>Common name:</b>	LPA Device Support Module List
<b>Macro ID:</b>	IOSDLPAL
<b>DSECT name:</b>	LPAL
<b>Owning component:</b>	I/O Supervisor (SC1C3)
<b>Eye-catcher ID:</b>	LPAL Offset: 0 Length: 4

**Storage attributes:** Subpool: Built in the IPL work space.  
Copied into the extended SQA for NIP processing

**Size:** Variable legth

**Created by:** IEAIPL40 (IRIM to Identify the Device Support Modules)

**Pointed to by:** IVTLPALP field of the IVT data area during IPL processing  
NVTLPALP field of the NVT data area during NIP processing

**Serialization:** None

**Function:** The LPA Device Support Module List contains the list of the LPA device support modules that are required to support the devices in the current I/O configuration.

## LPAL mapping

Table 580. Structure LPAL

Offset Dec	Offset Hex	Type	Len	Name(Dim)	Description
0	(0)	STRUCTURE	*	LPAL	LPA Device Support Module List
0	(0)	CHARACTER	8	LPALHEAD	LPA List header.
0	(0)	CHARACTER	4	LPALID	LPA List indentifier ('LPAL')
4	(4)	SIGNED	4	LPALCNT	Count of module names in list
8	(8)	CHARACTER	8	LPALNAME(*)	List of LPA module names in ascending alpha-numeric order

Table 581. Constants for LPAL

Len	Type	Value	Name	Description
The following constant is used to place an identifier in the LPA Device Support Module List (LPALID field).				
4	CHARACTER	LPAL	LPALIDNM	LPA List identifier

## LPAT information

### LPAT programming interface information

LPAT is a programming interface.

### LPAT heading information

**Common name:** LPALST Table

**Macro ID:** IHALPAT

**DSECT name:** LPAT LPATXD LPATXV

**Owning component:** Contents Supervision (SC1CJ)

**Eye-catcher ID:** LPAT  
Offset: 0  
Length: 4

**Storage attributes:** Key: 0  
Residency: LPA, Above 16M

**Size:** Variable  
LPAT -- X'0008' bytes  
LPATXD -- X'002D' bytes  
LPATXV -- X'0006' bytes

**Created by:** IEAVNPC5

**Pointed to by:** CVTEPLPS field of the CVT data area

**Serialization:** None

**Function:** The LPAT lists the data sets that are included in the LPALST concatenation.  
The table consists of a header (mapped by DSECT LPAT), followed by an array (each entry mapped by DSECT LPATXD) of the data set names of the libraries included in the LPALST concatenation, followed by an array (each entry mapped by DSECT LPATXV) of the volids for those data sets (valid N is the valid for dsname N).

## LPAT mapping

Table 582. Structure LPAT

Offset Dec	Offset Hex	Type	Len	Name (Dim)	Description
0	(0)	STRUCTURE	0	LPAT	
0	(0)	CHARACTER	8	LPATHDR	Header section
0	(0)	CHARACTER	4	LPATID	Table id 'LPAT'
4	(4)	SIGNED	4	LPATCNT	Number of entries in table
8	(8)	CHARACTER	1	LPATNTRA(0)	Entry Area Start. Beginning at LPATNTRA are LPATCNT contiguous LPATXD's. Following the last LPATXD are LPATCNT contiguous LPATXV's corresponding to each LPATXD.
8	(8)	X'8'	0	LPAT_LEN	"*-LPAT"

Table 583. Structure LPATXD

Offset Dec	Offset Hex	Type	Len	Name (Dim)	Description
0	(0)	STRUCTURE	0	LPATXD	Entry for a data set
0	(0)	BITSTRING	1	LPATXDSL N	Length of data set name
1	(1)	CHARACTER	44	LPATXDSN	Data set name
1	(1)	X'2D'	0	LPATXD_LEN	"*-LPATXD"

Table 584. Structure LPATXV

Offset Dec	Offset Hex	Type	Len	Name (Dim)	Description
0	(0)	STRUCTURE	0	LPATXV	Entry for a VolID
0	(0)	CHARACTER	6	LPATXVOL	Volser
0	(0)	X'6'	0	LPATXV_LEN	"*-LPATXV"

Table 585. Cross Reference for LPAT

Name	Offset	Hex Tag
LPAT	0	
LPAT_LEN	8	8

Table 585. Cross Reference for LPAT (continued)

Name	Offset	Hex	Tag
LPATCNT	4		
LPATHDR	0		
LPATID	0		
LPATNTRA	8		
LPATXD	0		
LPATXD_LEN	1		2D
LPATXDSLN	0		
LPATXDSN	1		
LPATXV	0		
LPATXV_LEN	0		6
LPATXVOL	0		

## LPBT information

### LPBT heading information

<b>Common name:</b>	TABLE OF LOGICAL PATH CONTROL BLOCKS
<b>Macro ID:</b>	IRALPBT
<b>DSECT name:</b>	LPBT
<b>Owning component:</b>	SYSTEMS RESOURCE MANAGER (SC1CX)
<b>Eye-catcher ID:</b>	LPBT Offset: 0 Length: 4
<b>Storage attributes:</b>	Subpool: 245 Key: 0 Residency: ABOVE 16M LINE
<b>Size:</b>	16 + 32 X (NUMBER OF LPBS)
<b>Created by:</b>	IEAVNP1F
<b>Pointed to by:</b>	THE ADDRESS OF THE LPBT IS CONTAINED IN THE -CMCTLPBT- FIELD OF THE CHANNEL MEASUREMENT CONTROL TABLE
<b>Serialization:</b>	SRM LOCK
<b>Function:</b>	THE LPBT IS A CONTIGUOUS STORAGE AREA USED BY SYSTEM RESOURCES MANAGER TO CONTAIN THE LPB'S.

### LPBT mapping

Table 586. Structure LPBT

Offset Dec	Offset Hex	Type	Len	Name (Dim)	Description
0	(0)	STRUCTURE	12	LPBT	
0	(0)	CHARACTER	12	LPBTHDR	

Table 586. Structure LPBT (continued)

Offset Dec	Offset Hex	Type	Len	Name (Dim)	Description
0	(0)	CHARACTER	4	LPBTNAME	ACRONYM 'LPBT'
4	(4)	SIGNED	4	LPBTSIZE	NO. OF BYTES IN LPBT
8	(8)	SIGNED	2	LPBTLAST	OFFSET TO LAST USED LPB
10	(A)	CHARACTER	2	LPBTRSV1	RESERVED

Table 587. Structure LPB

Offset Dec	Offset Hex	Type	Len	Name (Dim)	Description
0	(0)	STRUCTURE	36	LPB	LOGICAL PATH BLOCK
0	(0)	BITSTRING	8	LPBID	LOGICAL PATH BLOCK IDENTIFIER MASK
8	(8)	UNSIGNED	4	LPBWORK	WORK AREA
12	(C)	SIGNED	2	LPBCPUT	LPB UTILIZATION, DERIVED FROM CPID UTILIZATIONS IN PERCENT TIMES 100
14	(E)	SIGNED	2	LPBCONN	PERCENT CONNECTION TIME FOR ALL DEVICES USING THIS LPB IN PERCENT TIMES 100
16	(10)	UNSIGNED	1	LPBCLASS	DEVICE CLASS INDEX TO SELECT LPB THRESHOLDS
17	(11)	BITSTRING	1	LPBFLG	FLAGS
	1... ....			LPBDAREQ	CHPID DATA REQUESTED
	.1... ....			LPBOUTIL	LPB IS OVERUTILIZED
	..1. ....			LPBUUTIL	LPB IS UNDERUTILIZED
	...1 ....			LPBDAVAL	DEVICE ALLOCATION DATA (LPB UTILIZATION) IS VALID
	.... 1...			LPBLBVAL	LOAD BALANCER DATA (PERCENT CONNECTION TIME) IS VALID
	.... .111			*	RESERVED
18	(12)	SIGNED	2	LPBRVUF	LPB UTILIZATION FACTOR FOR COMPUTING RECOMMENDATION VALUES
20	(14)	SIGNED	2	LPBCPID0(8)	ARRAY OF 8, 2-BYTE ENTRIES HAVING OFFSETS INTO THE CPMT (0 VALUE MEANS NO ENTRY)

Table 588. Cross Reference for LPBT

Name	Offset	Hex Tag
LPB	0	
LPBCLASS	10	
LPBCONN	E	
LPBCPID0	14	
LPBCPUT	C	
LPBDAREQ	11	80
LPBDAVAL	11	10
LPBFLG	11	
LPBID	0	
LPBLBVAL	11	08
LPBOUTIL	11	40
LPBRVUF	12	

Table 588. Cross Reference for LPBT (continued)

Name	Offset	Hex Tag
LPBT	0	
LPBTHDR	0	
LPBTLAST	8	
LPBTNAME	0	
LPBTRSV1	A	
LPBTSIZE	4	
LPBUUTIL	11	20
LPBWORK	8	

## LPDE information

### LPDE programming interface information

**ONLY** the following fields are part of the programming interface information:

- LPDECDX(ReadOnly)
- LPDEID(ReadOnly)
- LPDELPDE(ReadOnly)
- LPDENAME(ReadOnly)

### LPDE heading information

<b>Common name:</b>	Link Pack Directory Entry
<b>Macro ID:</b>	IHALPDE
<b>DSECT name:</b>	LPDE LPDE64
<b>Owning component:</b>	Contents Supervisor (SC1CJ)
<b>Eye-catcher ID:</b>	None
<b>Storage attributes:</b>	Residency: LPA, Below 16M
<b>Size:</b>	LPDE -- 40 bytes LPDE64 -- 48 bytes
<b>Created by:</b>	Contents Supervisor RIM (IEAVNPC5)
<b>Pointed to by:</b>	FTCHX_CdeLpdeAddr field of the CSVFTCHX data area CVTLPDIR field of the CVT data area LLECDPT field of the LLE data area LPDECHN field of the LPDE data area(next LPDE) LPDEMJP field of the LPDE data area RBCDE1 field of the RB data area
<b>Serialization:</b>	None
<b>Function:</b>	Each LPDE represents a particular load module which is loaded into the pageable link pack area. The LPDE is a programming interface only when accessed by the FTCHX_CdeLpdeAddr field provided to the CSVFETCH exit routine.

## LPDE mapping

Table 589. Structure LPDE

Offset Dec	Offset Hex	Type	Len	Name(Dim)	Description
0	(0)	STRUCTURE	40	LPDE	
0	(0)	ADDRESS	4	LPDECHN	ADDRESS OF NEXT LPDE IN CHAIN OF LPDE SYNONYMS
4	(4)	ADDRESS	4	LPDERBP	RESERVED
8	(8)	CHARACTER	8	LPDENAME	EITHER MODULE NAME OR ALIAS NAME
16	(10)	ADDRESS	4	LPDENTP	RELOCATED ENTRY POINT ADDRESS
	1... ..			LPDEMODE	ROUTINE RUNS IN 31 BIT MODE
16	(10)	BITSTRING	3	*	
19	(13)	.... ...1		LPDEAM64	ROUTINE RUNS IN 64 BIT MODE
20	(14)	ADDRESS	4	LPDEMJP	POINTER TO THE MAJOR LPDE IF THIS IS A MINOR LPDE, OTHERWISE ZERO
24	(18)	ADDRESS	2	LPDEUSE	COUNT FIELD - COUNT IS 1
26	(1A)	CHARACTER	1	LPDEATTB	ATTRIBUTE FLAGS
	1... ..			LPDEOM	END OF MEMORY OPTION FOR A CDE - MUST BE ZERO FOR AN LPDE
	.11. ....			*	RESERVED
	...1 ....			LPDECDEX	ON = CDE / LPDE extension exists
	.... 1...			LPDEL PDE	LPDE IDENTIFIER BIT - MUST BE ON IN AN LPDE AND OFF IN A CDE
	.... .111			*	RESERVED
27	(1B)	CHARACTER	1	LPDESP	SUBPOOL FIELD FOR A CDE - MUST BE ZERO FOR AN LPDE
28	(1C)	CHARACTER	1	LPDEATTR	ATTRIBUTE FLAGS
	1... ..			LPDENIP	MODULE LOADED BY NIP
	.1.. ....			LPDENIC	NOT IN CORE BIT FOR A CDE - MUST BE ZERO FOR AN LPDE
	..1. ....			LPDEREN	MODULE IS REENTERABLE
	...1 ....			LPDESER	MODULE IS SERIALY REUSABLE
	.... 1...			LPDENFN	NON FUNCTIONAL INDICATOR FLAG FOR A CDE - MUST BE ZERO FOR AN LPDE
	.... .1..			LPDEMIN	THIS IS A MINOR LPDE
	.... ..1.			LPDEJPA	JOB PACK AREA MODULE INDICATOR - MUST BE ZERO FOR AN LPDE
	.... ...1			LPDENLR	NOT LOADABLE ONLY
29	(1D)	CHARACTER	1	LPDEATT2	SECOND ATTRIBUTE FLAG BYTE
	1... ..			LPDESPZ	INDICATES A MODULE LOADED BY THE AOS LOADER - MUST BE ZERO FOR AN LPDE
	.1.. ....			LPDEREL	INDICATES A MODULE IS INACTIVE AND MAY BE RELEASED, MUST BE ZERO FOR AN LPDE
	..1. ....			LPDEXLE	EXTENT LIST BUILT - MAIN STORAGE OCCUPIED BY MODULE IS DESCRIBED THEREIN
	...1 ....			LPDERLC	LPDE CONTAINS A RELOCATED ALIAS ENTRY POINT ADDRESS
	.... 1...			LPDEANYM	ROUTINE RUNS IN ANY MODE
	.... .1..			LPDEOLY	MODULE IS IN OVERLAY FORMAT - MUST BE ZERO FOR AN LPDE
	.... ..1.			LPDESYSL	AUTHORIZED LIBRARY MODULE
	.... ...1			LPDEAUTH	PROGRAM AUTHORIZATION FLAG ICB360

Table 589. Structure LPDE (continued)

Offset Dec	Offset Hex	Type	Len	Name (Dim)	Description
30	(1E)	CHARACTER	1	LPDEATT3	3rd attribute byte
		1111 ....		*	RESERVED
		.... 1...		LPDELP0K	LongParms OK
		.... .1..		LPDEDYNL	Dynamic LPA. CDE bit. Never on within LPDE
		.... ..1.		LPDEFIX	Page-Fixed. CDE bit. Never on within LPDE
		.... ...1		LPDEPROT	Page-Protected. CDE bit, Never on within LPDE
31	(1F)	CHARACTER	1	LPDEATT4	Flags
32	(20)	CHARACTER	8	LPDEMJNM	MAJOR LPDE ENTRY POINT NAME WHEN LPDEMIN=1 OR 8-BYTE EXTENT LIST IF LPDEMIN=0
32	(20)	SIGNED	4	LPDEXTLN	LENGTH OF MAIN STORAGE BLOCK IN WHICH MODULE RESIDES
36	(24)	ADDRESS	4	LPDEXTAD	ADDRESS OF MAIN STORAGE BLOCK IN WHICH MODULE RESIDES ("Load Point") */
40	(28)	CHARACTER	0	*	

Table 590. Constants for LPDE

Len	Type	Value	Name	Description
4	DECIMAL	40	LPDELEN0	Length of pre-RMODE64 LPDE
4	DECIMAL	40	LPDELEN_PRERM64	Length of pre-RMODE64 LPDE
4	DECIMAL	48	LPDELEN_RM64	Length of RMODE64 LPDE
4	DECIMAL	48	LPDE64_LEN	Length of RMODE64 LPDE

Table 591. Cross Reference for LPDE

Name	Offset	Hex	Tag
LPDE	0		
LPDEAM64	13		01
LPDEANYM	1D		08
LPDEATTB	1A		
LPDEATTR	1C		
LPDEATT2	1D		
LPDEATT3	1E		
LPDEATT4	1F		
LPDEAUTH	1D		01
LPDECDEX	1A		10
LPDECHN	0		
LPDEDYNL	1E		04
LPDEFIX	1E		02
LPDEJPA	1C		02
LPDELPDE	1A		08
LPDELP0K	1E		08
LPDEMIN	1C		04



Table 591. Cross Reference for LPDE (continued)

Name	Offset	Hex Tag
LPDEMJNM	20	
LPDEMJP	14	
LPDEMODE	10	80
LPDENAME	8	
LPDENFN	1C	08
LPDENIC	1C	40
LPDENIP	1C	80
LPDENLR	1C	01
LPDENTP	10	
LPDEOLY	1D	04
LPDEOM	1A	80
LPDEPROT	1E	01
LPDERBP	4	
LPDEREL	1D	40
LPDEREN	1C	20
LPDERLC	1D	10
LPDESER	1C	10
LPDESP	1B	
LPDESPZ	1D	80
LPDESYSL	1D	02
LPDEUSE	18	
LPDEXLE	1D	20
LPDEXTAD	24	
LPDEXTLN	20	

## LQB information

### LQB heading information

**Common name:** Language Query Block Mapping Macro

**Macro ID:** CNLMLQB

**DSECT name:** LQB LQBLNGEN

**Owning component:** MVS Message Service (SCMMS)

**Eye-catcher ID:** 'LQB '  
Offset: 0  
Length: 4

**Storage attributes:** Subpool: of caller  
Key: of caller  
Residency: of caller

**Size:** 56 bytes plus 38 bytes for each language entry block.

**Created by:** Caller of Message Query Language service (QRYLANG)

**Pointed to by:** LQB\_PTR

**Serialization:** None required.

**Function:** Used to map the Language Query Block (LQB) used for input and output by Message Query Language user functions. The fixed part is updated using CNLMQLNG macro. The variable part of the LQB consists of one or more language entry information structures updated by CNLUQLNG function called using CNLMQLNG macro.

## LQB mapping

Table 592. Structure LQB

Offset Dec	Offset Hex	Type	Len	Name (Dim)	Description
0	(0)	STRUCTURE	0	LQB	LANGUAGE QUERY BLOCK
0	(0)	CHARACTER	4	LQBACRN	ACRONYM "LQB"
4	(4)	BITSTRING	1	LQBVRSN	LQB VERSION NUMBER
5	(5)	CHARACTER	3		RESERVED
8	(8)	SIGNED	4	LQBSIZE	SIZE OF THIS LQB
12	(C)	CHARACTER	24	LQBINLNG	LANGUAGE TO BE QUERY
36	(24)	SIGNED	4	LQBCOUNT	NUMBER OF LANGUAGE ENTRIES
40	(28)	SIGNED	4	LQB0FFST	OFFSET TO BE 1ST LANGUAGE ENTRY
44	(2C)	CHARACTER	8		RESERVED
52	(34)	SIGNED	4	LQBVDATL	LENGTH OF THE LQB VARIABLE AREA
56	(38)	CHARACTER	1	LQBVDAT(0)	LQB VARIABLE DATA SECTION

Table 593. Structure LQBLNGEN

Offset Dec	Offset Hex	Type	Len	Name (Dim)	Description
0	(0)	STRUCTURE	0	LQBLNGEN	LANGUAGE ENTRY BLOCK
0	(0)	CHARACTER	3	LQBLNGCD	LANGUAGE CODE
3	(3)	BITSTRING	1	LQBLNGFL	LANGUAGE FLAGS
		1... ..		LQBDBCS	"X'80'" DOUBLE BYTE LANGUAGE INDICATOR
4	(4)	CHARACTER	24	LQBLNGNM	PREFERRED LANGUAGE NAME
28	(1C)	CHARACTER	10		RESERVED
28	(1C)	X'26'	0	LQBEBL	"*-LQBLNGEN" LENGTH OF LANGUAGE ENTRY BLOCK

Table 594. Cross Reference for LQB

Name	Offset	Hex	Tag
LQB	0		
LQBACRN	0		
LQBCOUNT	24		
LQBDBCS	3		80
LQBEBL	1C		26
LQBINLNG	C		
LQBLNGCD	0		

Table 594. Cross Reference for LQB (continued)

Name	Offset	Hex Tag
LQBLNGEN	0	
LQBLNGFL	3	
LQBLNGNM	4	
LQBOFFST	28	
LQBSIZE	8	
LQBVDAT	38	
LQBVDATL	34	
LQBVRSN	4	

## LRB information

### LRB heading information

<b>Common name:</b>	LOGREC Buffer
<b>Macro ID:</b>	IHALRB
<b>DSECT name:</b>	LRB
<b>Owning component:</b>	Machine Check Handler (BB1CT)
<b>Eye-catcher ID:</b>	None
<b>Storage attributes:</b>	Subpool: 239 when created by Machine Check Handler, 245 when created by MIH or DDR Key: 0 Residency: Above 16M line
<b>Size:</b>	Variable
<b>Created by:</b>	MCH - modules IGFRIM00, IGFPBU CR
<b>Pointed to by:</b>	PCCALRBR field of the PCCA data area PCCALRBV field of the PCCA data area RVTLRBPT field of the RVT data area
<b>Serialization:</b>	MIH and DDR serialize dynamic storage subpool 245.
<b>Function:</b>	Holds log record information that is put on SYS1.LOGREC.

### LRB mapping

Table 595. Structure LRB

Offset Dec	Offset Hex	Type	Len	Name (Dim)	Description
0	(0)	STRUCTURE	0	LRB	
COMMON HEADER SECTION					
0	(0)	BITSTRING	1	LRBHTYPE	TYPE OF RECORD

Table 595. Structure LRB (continued)

Offset Dec	Offset Hex	Type	Len	Name (Dim)	Description
RECORD TYPE EQUATES					
	..1.	..11		LRBHSLH	"X'23'" SUBCHANNEL LOGOUT RECORD
	..1.	.1.1		LRBHCRW	"X'25'" CHANNEL REPORT WORD RECORD
	.11.	....		LRBHREC	"X'60'" DDR RECORD
	1..1	....		LRBHMDR	"X'90'" MDR RECORD
	.111	...1		LRBHMIH	"X'71'" MIH RECORD
	...1	..11		LRBHMCH	"X'13'" MCH RECORD
	1...	...1		LRBHTER	"X'81'" SYSTEM TERMINATION RECORD
	1...	.1..		LRBHSRS	"X'84'" SYSTEM RESTARTABLE WAIT
	1.1.	....		LRBHMCF	"X'A0'" MCH FRAME RECORD
	1.11	....		LRBHCCF	"X'B0'" CCH FRAME RECORD
	.1..	....		LRBHSFW	"X'40'" 4X TYPE RECORDS ARE SOFTWARE TYPE MAPPED BY IHAHDR
	.1..	1111		LRBHSFR	"X'4F'" " "
1	(1)	BITSTRING	1	LRBHREL	RELEASE NUMBER
1	(1)	X'1'	0	LRBHSYS	"LRBHREL" SYSTEM TYPE
EQUATES FOR LRBHSYS					
	1...	....		LRBHVS2	"X'80'" OS/VS2 SYSTEM
2	(2)	BITSTRING	1	LRBHSW0	INDEPENDENT SWITCH BYTE
EQUATES FOR LRBHSW0					
	1...	....		LRBHMORE	"X'80'" MULTIPLE RECORDS
	.1..	....		LRBHNS	"X'40'" STCK USED / NS MACHINE
	..1.	....		LRBNOLOG	"X'20'" NO LOG RECORD FLAG.
	...1	....		LRBHEAB	"X'10'" EXTENDED ADDRESSING
	....	1...		LRBHTMC	"X'08'" TIME MACRO USED
3	(3)	BITSTRING	1	LRBHSW1	DEPENDENT SWITCH BYTE 0
DDR EQUATES FOR LRBHSW1					
	1...	....		LRBRPRIM	"X'80'" DDR PRIMARY STORAGE RECONFIG
	.1..	....		LRBRSEC	"X'40'" DDR SEC STORAGE RECONFIG
	..1.	....		LRBROPER	"X'20'" DDR OPERATOR REQUEST RECONFIG
	...1	....		LRBRSYSI	"X'10'" DDR PERMANENT ERROR REQUEST
MCH EQUATES FOR LRBHSW1					
	1...	....		LRBMNOIO	"X'80'" 1: IOSRMCH TELLING IGFPISIG NOT TO PERFORM ANY I/O
	.1..	....		LRBMNVF	"X'40'" LRB MAY NOT BE VALID
	..1.	....		LRBMSYST	"X'20'" SYSTEM TERMINATED
	...1	....		LRBTRACE	"X'10'" SET TO 1 BY IGFPMSIH BEFORE ALTRTRC SUSPEND AND SET TO 0 AFTER
	....	1...		LRBDAT	"X'08'" SET TO 1 BY IGFPMSIH BEFORE LOADING THE DATON PSW TO GOTO IGFPMIN
	....	.1..		LRBMRECV	"X'04'" SET TO 1 WHEN AN ERROR IS COMPLETELY RECOVERED

Table 595. Structure LRB (continued)

Offset Dec	Offset Hex	Type	Len	Name (Dim)	Description
		.... ..1.		LRBMDEG	"X'02'" SET TO 1 WHEN A RESOURCE IS TAKEN OFFLINE BUT NO WORK IS ABENDED
		.... ...1		LRBMFA	"X'01'" SET TO 1 AFTER A MALFUNCTION ALERT
4	(4)	BITSTRING	1	LRBHSW2	DEPENDENT SWITCH BYTE 1
4	(4)	X'4'	0	LRBMACT	"LRBHSW2" MCH BUFFER ACTIVE FLAG
5	(5)	BITSTRING	1	LRBHSW3	DEPENDENT SWITCH BYTE 2
5	(5)	X'5'	0	LRBMCLB	"LRBHSW3" LOGREC CLOBBER FLAG (INDICATES LOGREC BUFFER OVERLAYED)
6	(6)	BITSTRING	1	LRBHCNT	PHYSICAL RECORDS PER LOGICAL REC CNT
7	(7)	BITSTRING	1		RESERVED
8	(8)	BITSTRING	4	LRBHDATE	DATE
12	(C)	BITSTRING	4	LRBHTIME	TIME
16	(10)	DBL WORD	8	(0)	
16	(10)	BITSTRING	8	LRBHCPID(0)	. STIDP OPERAND FIELD
16	(10)	BITSTRING	1		. RESERVED
17	(11)	BITSTRING	3	LRBHCSER	. CPU SERIAL NUMBER
20	(14)	BITSTRING	2	LRBHMDL	. CPU MODEL NUMBER
22	(16)	BITSTRING	2		. RESERVED
24	(18)	CHARACTER	1	LRBBASE(0)	. END OF HEADER
MACHINE CHECK HANDLER RECORD					
24	(18)	SIGNED	4	LRBMLNH	. LENGTH OF LOGREC RECORD
28	(1C)	BITSTRING	4	LRBMWSC	. WAIT STATE CODE
32	(20)	BITSTRING	4	LRBMCEIA(0)	. MACHINE CHECK ERROR INDICATOR AREA
32	(20)	BITSTRING	1	LRBMTERM	. TERMINAL ERROR FLAGS
		..1. ....		LRBMTTHR	"X'20'" HARD ERROR THRESHOLD FLAG
		...1 ....		LRBMTSEC	"X'10'" . SECONDARY ERROR FLAG
		.... 1...		LRBMTCKS	"X'08'" . CHECK STOP FLAG
		.... ..1.		LRBVRINV	"X'02'" . VR information not captured
		.... ...1		LRBMTINV	"X'01'" . INVALID LOGOUT FLAG (SET WHEN LRBMCIC=0 OR WHEN A STORE- STATUS-AT-ADDRESS HAS FAILED AFTER A MALFUNCTION ALERT)
33	(21)	BITSTRING	1	LRBMHARD	. HARD MACHINE ERROR FLAGS
		1... ....		LRBMHHRD	"X'80'" . ASSUMED HARD ERROR FLAG WAS LRBMHVS, X'20' NOW RESERVED
		...1 ....		LRBMHSD	"X'10'" . SYSTEM DAMAGE FLAG
		.... 1...		LRBMHINV	"X'08'" . REGISTER OR PSW INVALID FLAG
		.... .1..		LRBMHSTO	"X'04'" . HARD STORAGE FAILURE FLAG
		.... ..1.		LRBMHSPF	"X'02'" . HARD PROTECTION KEY ERROR FLAG
		.... ...1		LRBMHIPD	"X'01'" . INSTRUCTION PROCESSING DAMAGE FLAG
34	(22)	BITSTRING	1	LRBMINTM	. INTERMEDIATE ERROR FLAGS
		1... ....		LRBMIPSD	"X'80'" PRIMARY SYNC DAMAGE
		.1.. ....		LRBMIAFD	"X'40'" ETR ATTACHMENT DAMAGE
		..1. ....		LRBMISWL	"X'20'" SWITCH TO LOCAL

Table 595. Structure LRB (continued)

Offset Dec	Offset Hex	Type	Len	Name(Dim)	Description
		...1 ....		LRBMISYC	"X'10'" ETR SYNC CHECK
		.... 1...		LRBMITOD	"X'08'" . TOD CLOCK ERROR FLAG
		.... .1..		LRBMICKC	"X'04'" . CLOCK COMPARATOR ERROR FLAG
		.... ..1.		LRBMICTM	"X'02'" . CPU TIMER ERROR FLAG WAS LRBMIVTE, X'01' NOW RESERVED
35	(23)	BITSTRING	1	LRBMSOFT	. SOFT MACHINE ERROR FLAGS
		1... ....		LRBMSSFT	"X'80'" . ASSUMED SOFT ERROR FLAG
		.1.. ....		LRBMSSPD	"X'40'" SERVICE PROCESSOR DAMAGE WAS LRBMVSF, X'20' NOW RESERVED
		...1 ....		LRBMDDBSE	"X'10'" DOUBLE BIT STORAGE ERROR FLAG
		.... 1...		LRBMSTSL	"X'08'" . SYNC CHECK THRESHOLD EXCEEDED
		.... .1..		LRBMSECC	"X'04'" . ECC CORRECTED STORAGE ERROR FLAG
		.... ..1.		LRBMHIR	"X'02'" . HIR CORRECTED PROCESSOR ERROR FLAG
		.... ...1		LRBMDSG	"X'01'" . DG MACHINE CHECK OCCURRED
36	(24)	BITSTRING	1	LRBMPDAR	. PDAR DATA (SUPPLIED BY RTM)
		...1 ....		LRBMINVP	"X'10'" . STORAGE RECONFIGURED - PAGE INVALIDATED
		.... 1...		LRBMRSRC	"X'08'" . STORAGE RECONFIGURATION STATUS AVAILABLE (FOLLOWING TWO BYTES ARE MEANINGFUL)
		.... .1..		LRBMRSRF	"X'04'" . STORAGE RECONFIGURATION NOT ATTEMPTED
37	(25)	BITSTRING	2	LRBMRSRS	. STORAGE RECONFIGURATION STATUS
39	(27)	BITSTRING	1	LRBMPWL	. PHYSICAL WORD LENGTH (CHECKING BLOCK SIZE)
40	(28)	BITSTRING	8		. Reserved
48	(30)	BITSTRING	280	LRBMFLO(0)	. MACHINE CHECK FIXED LOGOUT AREA (MOVED FROM STORAGE LOCATIONS 232-511 PRE-ESAME or 232-255 and 4608-5119 partial ESAME)
48	(30)	BITSTRING	8	LRBMCIC(0)	. MACHINE CHECK INTERRUPT CODE (MOVED FROM STORAGE LOCATIONS 232-239)
48	(30)	BITSTRING	1		. 1ST BYTE OF LRBMCIC
		1... ....		LRBMFSD	"X'80'" . SYSTEM DAMAGE
		.1.. ....		LRBMFPD	"X'40'" . PROCESSING DAMAGE
		..1. ....		LRBMFSR	"X'20'" . SYSTEM RECOVERY
		.... 1...		LRBMFCD	"X'08'" . CLOCK DAMAGE
		.... .1..		LRBMFED	"X'04'" . EXTERNAL DAMAGE WAS LRBMFVF, X'02' NOW RESERVED
		.... ...1		LRBMFDG	"X'01'" . DEGRADATION
49	(31)	BITSTRING	1		. 2ND BYTE OF LRBMCIC
		1... ....		LRBMFWN	"X'80'" . POWER WARNING
		.1.. ....		LRBMFCP	"X'40'" AN AVAILABLE CRW IS PENDING
		..1. ....		LRBMFSPD	"X'20'" SERVICE PROCESSOR DAMAGE
		...1 ....		LRBMFCK	"X'10'" CHANNEL SUBSYSTEM DAMAGE WAS LRBMFVS, X'04' NOW RESERVED
		.... ..1.		LRBMIBU	"X'02'" . BACK UP INDICATOR
50	(32)	BITSTRING	1		. 3RD BYTE OF LRBMCIC
		1... ....		LRBMFSE	"X'80'" . STORAGE ERROR

Table 595. Structure LRB (continued)

Offset Dec	Offset Hex	Type	Len	Name(Dim)	Description
		.1.. ....		LRBMFSC	"X'40'" . STORAGE ERROR CORRECTED
		..1. ....		LRBMFKE	"X'20'" . KEY ERROR
		...1 ....		LRBMFDS	"X'10'" DOUBLE BIT STORAGE ERROR
		.... 1...		LRBMVWP	"X'08'" . PSW EMWP VALIDITY
		.... .1..		LRBMVMS	"X'04'" . PSW MASKS AND KEY VALIDITY
		.... ..1.		LRBMVPM	"X'02'" . PROGRAM MASKS AND CONDITION CODE VALIDITY
		.... ...1		LRBMVIA	"X'01'" . INSTRUCTION ADDRESS VALIDITY
51	(33)	BITSTRING	1		. 4TH BYTE OF LRBMCIC
		1... ....		LRBMVFA	"X'80'" . FAILING STORAGE ADDR VALIDITY
		.1.. ....		LRBMVVR	"X'40'" . VR Validity
		.1.. ....		LRBMVZ1	"X'40'" . Z1 Validity
		..1. ....		LRBMVED	"X'20'" . EXTERNAL DAMAGE CODE VALIDITY
		...1 ....		LRBMVFP	"X'10'" . FLOATING POINT REG VALIDITY
		.... 1...		LRBMVGR	"X'08'" . GENERAL PURPOSE REG VALIDITY
		.... .1..		LRBMVCR	"X'04'" . CONTROL REG VALIDITY
		.... ...1		LRBMVST	"X'01'" . STORAGE LOGICAL VALIDITY
52	(34)	BITSTRING	1		. 5TH BYTE OF LRBMCIC
		.1.. ....		LRBMARV	"X'40'" . ACCESS REGISTER VALIDITY.
		..1. ....		LRBMDAE	"X'20'" DELAYED ACCESS EXCEPTION
		...1 ....		LRBMCSLO	"X'10'" CSLO OCCURRED
		.... 1...		LRBMVGSF	"X'08'" . GSCB validity
		.... ...1		LRBMSYC	"X'01'" ETR SYNC CHECK
53	(35)	BITSTRING	1		. 6TH BYTE OF LRBMCIC
		...1 ....		LRBMVAFP	"X'10'" FPCR validity
		...1 ....		LRBMVFPC	"X'10'" FPCR validity
		.... 1...		LRBMVAP	"X'08'" ANCILLARY REPORT CONDITION BIT 44
		.... ..1.		LRBMVPT	"X'02'" . PROCESSOR TIMER VALIDITY
		.... ...1		LRBMVCC	"X'01'" . CLOCK COMPARATOR VALIDITY
54	(36)	BITSTRING	2		. RESERVED
56	(38)	BITSTRING	4		. DATA FROM 240-243
60	(3C)	BITSTRING	4	LRBMEDCD(0)	. DATA FROM 244-247, EXTERNAL DAMAGE CODE
60	(3C)	BITSTRING	1	LRBMEDC	. DATA FROM 244 BITS 0:7
61	(3D)	BITSTRING	1	LRBMEDC1	. DATA FROM 245 BITS 8:15
		1... ....		LRBMEDXN	"X'80'" . EXTENDED STORAGE NOT OPERATIONAL
		.1.. ....		LRBMEDXF	"X'40'" . EXTENDED STORAGE CONTROL FAILURE
62	(3E)	BITSTRING	1	LRBMEDC2	. DATA FROM 246 BITS 16:23
		1... ....		LRBMEDPS	"X'80'" . PRIMARY-SYNC DAMAGE.
		.1.. ....		LRBMEDAD	"X'40'" . ATTACHMENT FACILITY DAMAGE.
		..1. ....		LRBMEDSL	"X'20'" . SWITCH TO LOCAL.
		...1 ....		LRBMEDSC	"X'10'" . ETR SYNC CHECK.

Table 595. Structure LRB (continued)

Offset Dec	Offset Hex	Type	Len	Name(Dim)	Description
		.... 1...		LRBMEDEC	"X'08'" . SIDE CONTROL ELEMENT/SIDE ID CHANGE
63	(3F)	BITSTRING	1	LRBMEDC3	. Data from 247, bits 24:31
		1... ....		LRBMEDSS	"X'80'" . STP Sync Check
		.1.. ....		LRBMEDSI	"X'40'" . STP Island Condition
		..1. ....		LRBMEDCC	"X'20'" . STP Configuration Change
		...1 ....		LRBMEDCS	"X'10'" . STP Clock Source Error
64	(40)	ADDRESS	4	LRBMFSA	. FAILING STORAGE ADDRESS (MOVED FROM STORAGE LOCATIONS 248-251) (PRE-ESAME)
68	(44)	BITSTRING	4		. DATA FROM 252:255 (PRE-ESAME)
64	(40)	CHARACTER	1	LRBMFSAE(0)	. FSA moved from 248-255 (ESAME)
64	(40)	ADDRESS	4	LRBMFSAH	. FSA high half
68	(44)	ADDRESS	4	LRBMFSAL	. FSA low half
72	(48)	CHARACTER	1	LRBFLA(0)	. "FIXED LOGOUT AREA" from 256-271 (PRE- ESAME) or 4864-4879 (ESAME)
72	(48)	BITSTRING	16	LRBSSPSW	. STORE STATUS PSW, DATA FROM 256:263
88	(58)	BITSTRING	16	LRBMFLOR	. DATA FROM 272:287
104	(68)	BITSTRING	64	LRBAREGS	. DATA FROM 288:351, ACCESS REGISTERS
168	(A8)	BITSTRING	32	LRBFREGS	. DATA FROM 352:383, FLOATING POINT REGS 0,2,4,6
200	(C8)	BITSTRING	64	LRBGREGS	. DATA FROM 384:447, GENERAL PURPOSE REGISTERS
264	(108)	BITSTRING	64		. DATA FROM 448:511, So do not use
328	(148)	BITSTRING	1	LRBMEVIA	. EVENT INDICATOR AREA
		1... ....		LRBMISEC	"X'80'" . SIDE CONTROL ELEMENT/SIDE ID CHANGED
		.1.. ....		LRBMETRA	"X'40'" . MCH TIMER SLIH REQUESTED ABEND OF THE EXTERNAL TIMER SLIH.
329	(149)	BITSTRING	1	LRBMMFLG	. MISCELLANEOUS FLAGS
		1... ....		LRBMAPR	"X'80'" . APR IS POSSIBLE
330	(14A)	BITSTRING	1	LRBMINT2	. Intermeadiate error flags
		1... ....		LRBMISS	"X'80'" . STP Sync Check
		.1.. ....		LRBMISI	"X'40'" . STP Island Condition
		..1. ....		LRBMICC	"X'20'" . STP Configuration Change
		...1 ....		LRBMICS	"X'10'" . STP Clock Source Error
		.... ..1.		LRBMSTPC	"X'02'" . STP Clock Source Error reached
		.... ...1		LRBMSTPR	"X'01'" . STP Sync check threshold exceeded
331	(14B)	BITSTRING	1		. Reserved
332	(14C)	CHARACTER	100	LRBAFPR(0)	Save area for FPRs 1,3,5,7-15, FPCR
332	(14C)	CHARACTER	8	LRBFPR1	FPR 1
340	(154)	CHARACTER	8	LRBFPR3	FPR 3
348	(15C)	CHARACTER	8	LRBFPR5	FPR 5
356	(164)	CHARACTER	8	LRBFPR7	FPR 7
364	(16C)	CHARACTER	8	LRBFPR8	FPR 8
372	(174)	CHARACTER	8	LRBFPR9	FPR 9
380	(17C)	CHARACTER	8	LRBFPR10	FPR 10



Table 595. Structure LRB (continued)

Offset Dec	Offset Hex	Type	Len	Name (Dim)	Description
388	(184)	CHARACTER	8	LRBFPR11	FPR 11
396	(18C)	CHARACTER	8	LRBFPR12	FPR 12
404	(194)	CHARACTER	8	LRBFPR13	FPR 13
412	(19C)	CHARACTER	8	LRBFPR14	FPR 14
420	(1A4)	CHARACTER	8	LRBFPR15	FPR 15
428	(1AC)	SIGNED	4	LRBFPCR	FPCR
432	(1B0)	BITSTRING	8		. Reserved
440	(1B8)	CHARACTER	64	LRBG64H	Save area for bits 0-31 of GPRs
504	(1F8)	CHARACTER	128	LRBC64S	Save area for ESAME CRs
632	(278)	CHARACTER	16	LRBMOPSW16	Machine check old PSWE (from 352-367)
648	(288)	CHARACTER	512	LRBVR(0)	
648	(288)	CHARACTER	512	LRBZ1	
1160	(488)	CHARACTER	32	LRBGSCB	GSF controls
1192	(4A8)	CHARACTER	1	LRBEND(0)	END OF HEADER + MCH SECTION
RECONFIGURATION (DDR) RECORD					
24	(18)	CHARACTER	8	LRBRJOB	'FROM' DEVICE USER'S JOB NAME
32	(20)	CHARACTER	6	LRBRVOL1	VOLUME MOUNTED ON 'FROM' DEVICE
38	(26)	CHARACTER	6	LRBRVOL2	VOLUME MOUNTED ON 'TO' DEVICE
44	(2C)	CHARACTER	1	LRBRPH1	PHYSICAL ID OF DEVICE
45	(2D)	CHARACTER	3	LRBRCUA1	PRIMARY CUA OF 'FROM' DEVICE
48	(30)	CHARACTER	4	LRBRDEV1	'FROM' DEVICE TYPE
52	(34)	CHARACTER	1	LRBRPH2	PHYSICAL ID OF 'TO' DEVICE
53	(35)	CHARACTER	3	LRBRCUA2	PRIMARY CUA OF 'TO' DEVICE
56	(38)	CHARACTER	4	LRBRDEV2	'TO' DEVICE TYPE
SYSTEM TERMINATION RECORD					
24	(18)	SIGNED	4	LRBTLNH	LOGREC RECORD LENGTH
28	(1C)	BITSTRING	4	LRBTWSC	WAIT STATE CODE
32	(20)	BITSTRING	1	LRBTUSR(0)	USER DATA FIELD-NOTE THE VALUE IN LRBTLNH IS THE TOTAL LENGTH INCLUDING THE LRBTUSR, EXCLUDING THE HEADER.

Table 596. Cross Reference for LRB

Name	Offset	Hex Tag
LRB	0	
LRBAFPR	14C	
LRBAREGS	68	
LRBBASE	18	
LRBC64S	1F8	
LRBDAT	3	8
LRBEND	4A8	
LRBFLA	48	
LRBFPCR	1AC	

Table 596. Cross Reference for LRB (continued)

Name	Offset	Hex Tag
LRBFPR1	14C	
LRBFPR10	17C	
LRBFPR11	184	
LRBFPR12	18C	
LRBFPR13	194	
LRBFPR14	19C	
LRBFPR15	1A4	
LRBFPR3	154	
LRBFPR5	15C	
LRBFPR7	164	
LRBFPR8	16C	
LRBFPR9	174	
LRBFREGS	A8	
LRBGREGS	C8	
LRBGSCB	488	
LRBG64H	1B8	
LRBHCCF	0	B0
LRBHCNT	6	
LRBHCPID	10	
LRBHCRW	0	25
LRBHCSER	11	
LRBHDATE	8	
LRBHEAB	2	10
LRBHMCF	0	A0
LRBHMCH	0	13
LRBHMDL	14	
LRBHMDR	0	90
LRBHMIH	0	71
LRBHMORE	2	80
LRBHNS	2	40
LRBHREC	0	60
LRBHREL	1	
LRBHSFR	0	4F
LRBHSFW	0	40
LRBHSLH	0	23
LRBHSRS	0	84
LRBHSW0	2	
LRBHSW1	3	
LRBHSW2	4	

Table 596. Cross Reference for LRB (continued)

Name	Offset	Hex Tag
LRBHSW3	5	
LRBHSYS	1	1
LRBHTER	0	81
LRBHTIME	C	
LRBHTMC	2	8
LRBHTYPE	0	
LRBHVS2	1	80
LRBMACT	4	4
LRBMAPR	149	80
LRBMARV	34	40
LRBMCEIA	20	
LRBMCIC	30	
LRBMCLB	5	5
LRBMCSLO	34	10
LRBMDAE	34	20
LRBMDBSE	23	10
LRBMDEG	3	2
LRBMEDAD	3E	40
LRBMEDC	3C	
LRBMEDCC	3F	20
LRBMEDCD	3C	
LRBMEDCS	3F	10
LRBMEDC1	3D	
LRBMEDC2	3E	
LRBMEDC3	3F	
LRBMEDEC	3E	8
LRBMEDPS	3E	80
LRBMEDSC	3E	10
LRBMEDSI	3F	40
LRBMEDSL	3E	20
LRBMEDSS	3F	80
LRBMEDXF	3D	40
LRBMEDXN	3D	80
LRBMETRA	148	40
LRBMEVIA	148	
LRBMFA	3	1
LRBMFCD	30	8
LRBMFCK	31	10
LRBMFCP	31	40

Table 596. Cross Reference for LRB (continued)

Name	Offset	Hex Tag
LRBMFDG	30	1
LRBMFDS	32	10
LRBMFED	30	4
LRBMFKE	32	20
LRBMFLO	30	
LRBMFLOR	58	
LRBMFPD	30	40
LRBMFSA	40	
LRBMFSAE	40	
LRBMFSAH	40	
LRBMFSAL	44	
LRBMFSC	32	40
LRBMFSD	30	80
LRBMFSE	32	80
LRBMFSPD	31	20
LRBMFSR	30	20
LRBMFWN	31	80
LRBMHARD	21	
LRBMHHRD	21	80
LRBMHINV	21	8
LRBMHIPD	21	1
LRBMHSD	21	10
LRBMHSPF	21	2
LRBMHSTO	21	4
LRBMIAFD	22	40
LRBMIBU	31	2
LRBMICC	14A	20
LRBMICKC	22	4
LRBMICS	14A	10
LRBMICTM	22	2
LRBMINTM	22	
LRBMINT2	14A	
LRBMINVP	24	10
LRBMIPSD	22	80
LRBMISEC	148	80
LRBMISI	14A	40
LRBMISS	14A	80
LRBMISWL	22	20
LRBMISYC	22	10

Table 596. Cross Reference for LRB (continued)

Name	Offset	Hex Tag
LRBMITOD	22	8
LRBMLNH	18	
LRBMMFLG	149	
LRBMNOIO	3	80
LRBMNVF	3	40
LRBMOPSW16	278	
LRBMPDAR	24	
LRBMPWL	27	
LRBMRECV	3	4
LRBMRSRC	24	8
LRBMRSRF	24	4
LRBMRSRS	25	
LRBMSDG	23	1
LRBMSECC	23	4
LRBMSHIR	23	2
LRBMSOFT	23	
LRBMSSFT	23	80
LRBMSSPD	23	40
LRBMSTPC	14A	2
LRBMSTPR	14A	1
LRBMSTSL	23	8
LRBMSYC	34	1
LRBMSYST	3	20
LRBMTCKS	20	8
LRBMTERM	20	
LRBMTINV	20	1
LRBMTSEC	20	10
LRBMTTHR	20	20
LRBMVAFP	35	10
LRBMVAP	35	8
LRBMVCC	35	1
LRBMVCR	33	4
LRBMVED	33	20
LRBMVFA	33	80
LRBMVFP	33	10
LRBMVFPC	35	10
LRBMVGR	33	8
LRBMVGSF	34	8
LRBMVIA	32	1

Table 596. Cross Reference for LRB (continued)

Name	Offset	Hex Tag
LRBMVMS	32	4
LRBMVPM	32	2
LRBMVPT	35	2
LRBMVST	33	1
LRBMVVR	33	40
LRBMVWP	32	8
LRBMVZ1	33	40
LRBMWSC	1C	
LRBNOLOG	2	20
LRBRCUA1	2D	
LRBRCUA2	35	
LRBRDEV1	30	
LRBRDEV2	38	
LRBRJOB	18	
LRBROPER	3	20
LRBRPH1	2C	
LRBRPH2	34	
LRBRPRIM	3	80
LRBRSEC	3	40
LRBRSYSI	3	10
LRBRVOL1	20	
LRBRVOL2	26	
LRBSSPSW	48	
LRBTLNH	18	
LRBTRACE	3	10
LRBTUSR	20	
LRBTWSC	1C	
LRBVR	288	
LRBVRINV	20	2
LRBZ1	288	

## LXAT information

### LXAT heading information

<b>Common name:</b>	LINKAGE INDEX ALLOCATION TABLE
<b>Macro ID:</b>	IHALXAT
<b>DSECT name:</b>	LXAT
<b>Owning component:</b>	PC/AUTH (SCXMS)

**Eye-catcher ID:** LXAT  
Offset: 0  
Length: 4

**Storage attributes:** Subpool: 229  
Key: 0  
Residency: Above 16M line

**Size:** 8 BYTES PLUS 256 BYTES FOR EACH 32 LX'S

**Created by:** THE LXAT IS CREATED BY IEAVXMAS DURING NIP RIM PROCESSING. THE LINKAGE INDEX RESERVE SERVICE(IEAVXLRE) WILL EXPAND THE LXAT IN MULTIPLES OF 32 ENTRIES TO CORRESPOND WITH THE EXPANSION IN THE SIZE OF A LINKAGE TABLE WHEN MORE LINKAGE INDEXES ARE REQUIRED BY THE SYSTEM. THE LXAT IS IN THE PAGEABLE PRIVATE STORAGE OF THE PC/AUTH ADDRESS SPACE.

**Pointed to by:** THE CROSS MEMORY DIRECTORY FIELD XMDLXAT.

**Serialization:** LOCAL LOCK OF THE PC/AUTH SERVICES ADDRESS SPACE.

**Function:** CONTAINS INFORMATION ON WHICH LINKAGE INDEXES ARE IN USE.

## LXAT mapping

Table 597. Structure LXAT

Offset Dec	Offset Hex	Type	Len	Name (Dim)	Description
0	(0)	STRUCTURE	*	LXAT	LINKAGE INDEX ALLOCATION TABLE
0	(0)	CHARACTER	32	LXATHDR	LXAT HEADER
0	(0)	CHARACTER	4	LXATLXAT	LXAT ACRONYM
4	(4)	UNSIGNED	2	LXATHISLTLXI	HIGHEST LX CONTAINED IN SLT
6	(6)	UNSIGNED	2	LXATMSLXI	Maximum system LX index in LXAT. This equals the actual LX value
LXATINCR = 32 = NUMBER OF ENTRIES PER LXAT EXPANSION.   LXATMAX = 2047 = MAXIMUM LX VALUE SUPPORTED.					
8	(8)	SIGNED	4	LXATHISLTBLXI	HIGHEST Big LX contained in LXAT. When the ASN-and-LX-Reuse facility is not installed, this equals LXATHISLTLXI
12	(C)	SIGNED	4	LXATMSBLXI	Maximum system Big LX index in LXAT. This does not equal the actual LX value. When the ASN-and-LX-Reuse facility is not installed, this equals LXATMSLXI.
LXATINCR = 32 = NUMBER OF ENTRIES PER LXAT EXPANSION.   LXATBMAX = 32767 = maximum big LX value supported					
16	(10)	SIGNED	4	LXATHILXI_USED	
20	(14)	SIGNED	4	LXATHIBLXI_USED	
24	(18)	ADDRESS	4	LXATLXATX	Address of LXATx
28	(1C)	CHARACTER	4	*	Reserved
32	(20)	CHARACTER	16	LXATINDX(*)	ARRAY OF LINKAGE INDEXES
32	(20)	UNSIGNED	2	LXATASID	ASID OWNING THIS INDEX (VALID ONLY WHEN LXATOWND IS ON)
34	(22)	UNSIGNED	2	LXATBIND	COUNT OF ADDRESS SPACES USING THIS INDEX. (FOR A SYSTEM LX THAT WAS EVER CONNECTED THIS VALUE WILL BE X'FFFF')

Table 597. Structure LXAT (continued)

Offset Dec	Offset Hex	Type	Len	Name (Dim)	Description
36	(24)	UNSIGNED	2	LXATETCT	COUNT OF ENTRY TABLES CONNECTED TO THIS INDEX. (FOR A SYSTEM LX WHICH IS CONNECTED THIS VALUE WILL BE X'FFFF')
38	(26)	BITSTRING	1	LXATFLGS	FLAGS
		1... ....		LXATRIP	RESERVE IN PROCESS FOR THIS LX
		.1.. ....		LXATOWND	THIS LX IS RESERVED (OWNED)
		..1. ....		LXATSYS	THIS IS A SYSTEM LX
		...1 ....		LXATDORM	THIS SYSTEM LX IS DORMANT
		.... 1...		LXATREUS	THIS IS A REUSABLE LX
		.... .1..		LXATWASA	This LX was assigned
39	(27)	UNSIGNED	1	LXATRSV2	RESERVED
40	(28)	UNSIGNED	4	LXATSEQNUM	Used for LX reuse purposes
44	(2C)	CHARACTER	4	LXATRSV3	RESERVED

Table 598. Structure LXATX

Offset Dec	Offset Hex	Type	Len	Name (Dim)	Description
0	(0)	STRUCTURE	*	LXATX	
0	(0)	CHARACTER	32	LXATXHDR	
0	(0)	SIGNED	4	LXATXTSIZ	Size of LXAT + LXATX
32	(20)	CHARACTER	16	LXATXENTRY(*)	
32	(20)	CHARACTER	8	LXATXJOBNAME	Jobname associated with LX when it was assigned. Not zeroed when dormant.
40	(28)	UNSIGNED	2	LXATXOASID	Original ASID, when it was assigned. Not zeroed when dormant.
42	(2A)	CHARACTER	6	*	Reserved

Table 599. Constants for LXAT

Len	Type	Value	Name	Description
4	DECIMAL	32	LXATINCR	NUMBER OF ENTRIES PER LXAT EXPANSION
4	DECIMAL	2047	LXATMAX	MAXIMUM LX VALUE SUPPORTED
4	DECIMAL	32767	LXATBMAX	Maximum Big LX value supported.
4	DECIMAL	6144	LXAT_LOWEST_BIGLX_PCNUM	This is the actual LX part of a PC number
4	DECIMAL	2048	LXAT_LOWEST_BIGLX_LXATINDEX	This is the 0-origin index into the LXAT

Table 600. Cross Reference for LXAT

Name	Offset	Hex Tag
LXAT	0	
LXATASID	20	
LXATBIND	22	
LXATDORM	26	10
LXATETCT	24	
LXATFLGS	26	
LXATHDR	0	



Table 600. Cross Reference for LXAT (continued)

Name	Offset	Hex Tag
LXATHIBLXI_USED	14	
LXATHILXI_USED	10	
LXATHISLTBLXI	8	
LXATHISLTLXI	4	
LXATINDX	20	
LXATLXAT	0	
LXATLXATX	18	
LXATMSBLXI	C	
LXATMSLXI	6	
LXATOWND	26	40
LXATREUS	26	08
LXATRIP	26	80
LXATRSV2	27	
LXATRSV3	2C	
LXATSEQNUM	28	
LXATSYS	26	20
LXATWASA	26	04
LXATX	0	
LXATXENTRY	20	
LXATXHDR	0	
LXATXJOBNAME	20	
LXATXOASID	28	
LXATXTSIZ	0	

## MCA information

### MCA programming interface information

**ONLY** the following fields are part of the programming interface information:

- MCAALCNT
- MCAAVAIL
- MCADLANG

### MCA heading information

<b>Common name:</b>	Message Communication Area Mapping Macro
<b>Macro ID:</b>	CNLMCA
<b>DSECT name:</b>	MCA
<b>Owning component:</b>	MVS Message Service (SCMMS)

**Eye-catcher ID:** 'MCA '  
Offset: 0  
Length: 4

**Storage attributes:** Subpool: 228  
Key: 0  
Residency: Above 16 MB in extended CSA

**Size:** 60 bytes

**Created by:** CNLSINIT

**Pointed to by:** SCVTMCA field of the Secondary Communication Vector Table

**Serialization:** Compare and Swap logic

**Function:** Used to map the Message Communication Area which contains global control information for the MVS Message Service  
MCA contains a pointer to Message Anchor Block (MAB).

## MCA mapping

Table 601. Structure MCA

Offset Dec	Offset Hex	Type	Len	Name (Dim)	Description
0	(0)	STRUCTURE	0	MCA	MESSAGE COMMUNICATION AREA
0	(0)	CHARACTER	4	MCAACRN	MCA ACRONYM "MCA"
4	(4)	BITSTRING	1	MCAVRSN	MCA VERSION NUMBER
		.... ...1		\$MCA_VERSION	"X'01'" CURRENT MCA VERSION NUMBER
5	(5)	BITSTRING	1	MCAFLAGS	MCA FLAGS
		1... ....		MCAAVAIL	"X'80'" MMS IS AVAILABLE
		.1.. ....		MCASDTA	"X'40'" SET/DISPLAY TASK ACTIVE
		..1. ....		MCAINIT	"X'20'" CNLSINIT is executing and will eventually call CNLSSDT
6	(6)	CHARACTER	2		RESERVED
8	(8)	ADDRESS	4	MCAMABP	ADDRESS OF MAB
12	(C)	SIGNED	4	MCASPCNO	SET MMS PC NUMBER
16	(10)	SIGNED	4	MCADPCNO	DISPLAY MMS PC NUMBER
20	(14)	SIGNED	4	MCATPCNO	TRANSLATE MESSAGE PC NUMBER
24	(18)	SIGNED	4	MCAQPCNO	QUERY LANGUAGE PC NUMBER
28	(1C)	CHARACTER	3	MCADLANG	MCA DEFAULT LANGUAGE CODE
31	(1F)	CHARACTER	1		RESERVED
32	(20)	SIGNED	4	MCAALCNT	ACTIVE LANGUAGE COUNT
36	(24)	SIGNED	4		RESERVED
40	(28)	SIGNED	4	MCAXMTOK	CROSS MEMORY ENTRY TABLE TOKEN
44	(2C)	CHARACTER	16		RESERVED

Table 602. Cross Reference for MCA

Name	Offset	Hex Tag
\$MCA_VERSION	4	1
MCA	0	
MCAACRN	0	
MCAALCNT	20	

Table 602. Cross Reference for MCA (continued)

Name	Offset	Hex Tag
MCAAVAIL	5	80
MCADLANG	1C	
MCADPCNO	10	
MCAFLAGS	5	
MCAINIT	5	20
MCAMABP	8	
MCAQPCNO	18	
MCASDTA	5	40
MCASPCNO	C	
MCATPCNO	14	
MCAVRSN	4	
MCAXMTOK	28	

## MCHEAD information

### MCHEAD programming interface information

MCHEAD is a programming interface.

INCLUDE ONLY

### MCHEAD heading information

**Common name:** Monitor Call Routing Table Head (MCHEAD)

**Macro ID:** MCHEAD

**DSECT name:** MCHEAD

**Owning component:** GTF (SC111)

**Eye-catcher ID:** MCHEAD  
Offset: 0  
Length: 8

**Storage attributes:** Main Storage: 72 bytes  
Virtual Storage: 72 bytes  
Auxiliary Storage: 0 bytes  
Subpool: None  
Key: 0  
Data Space: None  
Residency: Nucleus

**Size:** 60 bytes

**Created by:** IEAVNP17 initializes the address of SETEVENT entries during NIP.

**Pointed to by:** CVTGTFA which is set up by a VCON when the nucleus is linkedited. MCHEAD is contained in AHLMCIH.

**Serialization:** None.

**Function:**

Describe the monitor call routine service queue head,  
the beginning of all tables for monitor call event routing.

**MCHEAD mapping**

Table 603. Structure MCHEAD

Offset Dec	Offset Hex	Type	Len	Name (Dim)	Description
0	(0)	STRUCTURE	0	MCHEAD	
0	(0)	SIGNED	4	(0)	
0	(0)	CHARACTER	8	MCHIDEN	ECBDIC IDENTIFIER - MCHEAD
8	(8)	ADDRESS	4	MCHCUR	PTR TO CURRENT MCCE
12	(C)	ADDRESS	4	MCHCNT	NO. OF ROUTINES USING CURRENT MCCE
16	(10)	BITSTRING	4	MCHCTL(0)	CURRENT MASK OF ACTIVE CLASSES IN CR8
16	(10)	BITSTRING	2	MCHCTLLH	Left halfword containing the enhanced monitor call masks
16	(10)	BITSTRING	0	MCHCT7E	"X'0100'" Enhanced monitor call mask for class 7 - the COUNT class
18	(12)	BITSTRING	2	MCHCTLRH(0)	Right halfword containing the monitor call masks
18	(12)	BITSTRING	0	MCHCT0#6	Monitor call mask for classes 0-6
18	(12)	BITSTRING	0	MCHCT7	"X'0100'" Monitor call mask for class 7 - the COUNT class
19	(13)	BITSTRING	1	MCHCT8#F	Monitor call mask for classes 8-F
20	(14)	ADDRESS	4	MCHDIS	PTR USED TO DISABLE MCEE/MCCLE
24	(18)	SIGNED	4	MCHFLGS(0)	FLAG BYTES
24	(18)	BITSTRING	1	MCHFLG1	FLAG BYTE 1
		1... ....		MCHACT	"X'80'" MC ROUTING ACTIVE INDICATOR
		.1.. ....		MCHTERM	"X'40'" MC ROUTING TERMINATION INDICATOR
25	(19)	BITSTRING	1	MCHFLG2	Flag byte 2
		1... ....		MCHUSR	"X'80'" At least one GTF has TRACE=USR (with no filtering)
26	(1A)	BITSTRING	2		
28	(1C)	SIGNED	4	(0)	SKIP TO NEXT WORD
28	(1C)	ADDRESS	4	MCHSETE	PTR TO ENABLED ENTRY TO AHLSETEV
32	(20)	ADDRESS	4	MCHSETD	PTR TO DISABLED ENTRY TO AHLSETEV
36	(24)	ADDRESS	4	MCHMCER	ADDRESS OF MC ROUTER AHLMCER
40	(28)	ADDRESS	4	MCHFRRAD	ADDR OF AHLMCIH RECOVERY CODE
44	(2C)	ADDRESS	4	MCHMAXGT	MAXIMUM AMOUNT OF GTRACE DATA
48	(30)	ADDRESS	4	MCHUSRFT	Address of composite USR filter table
52	(34)	ADDRESS	4	MCHMCIHC	ADDR OF AHLMCIHC ENTRY IN AHLMCIH
56	(38)	ADDRESS	4	MCHUTEST	ADDRESS OF SERVICE IN AHLMCIH TO DETERMINE IF SPECIFIC USER EID WAS SPECIFIED ON START OF GTF
60	(3C)	ADDRESS	4	MCHSETDE	ENDING ADDRESS OF THE LOAD MODULE AHLSETD
64	(40)	ADDRESS	4	MCHUTES0	Address of service in AHLMCIH to determine if specific user EID was specified on start of GTF (GTRACE TEST=YES,DISABLED=YES)
68	(44)	ADDRESS	4	MCHFTSTG	Address of storage for composite USR filter table

Table 604. Cross Reference for MCHEAD

Name	Offset	Hex Tag
MCHACT	18	80
MCHCNT	C	
MCHCTL	10	
MCHCTLLH	10	
MCHCTLRH	12	
MCHCT0#6	12	
MCHCT7	12	100
MCHCT7E	10	100
MCHCT8#F	13	
MCHCUR	8	
MCHDIS	14	
MCHEAD	0	
MCHFLGS	18	
MCHFLG1	18	
MCHFLG2	19	
MCHFRRAD	28	
MCHFTSTG	44	
MCHIDEN	0	
MCHMAXGT	2C	
MCHMCER	24	
MCHMCIHC	34	
MCHSETD	20	
MCHSETDE	3C	
MCHSETE	1C	
MCHTERM	18	40
MCHUSR	19	80
MCHUSRFT	30	
MCHUTEST	38	
MCHUTES0	40	

## MCSCSA information

### MCSCSA programming interface information

The following field is **NOT** programming interface information:

- MCSCOEXT

### MCSCSA heading information

**Common name:** MCS Extended Console Status Area

**Macro ID:** IEAVG131

**DSECT name:** MCSCSA

**Owning component:** Consoles (SC1CK)

**Eye-catcher ID:** MCSC  
Offset: 0  
Length: 4

**Storage attributes:** Subpool: N/A  
Key: N/A  
Residency: Message data space for the address space which owns the Extended MCS Console.

**Size:** MCSCSA -- X'0034' bytes

**Created by:** IEAVH603

**Pointed to by:** MCSCPTR - Pointer maintained in users dynamic  
MCSCALET - ALET maintained in users dynamic

**Serialization:** CS for MCSCFlgs\_CS

**Function:** The MCS Extended Console Status Area Contains the Status of the Messages in a Extended Consoles Message Data Space.

## MCSCSA mapping

Table 605. Structure MCSCSA

Offset Dec	Offset Hex	Type	Len	Name (Dim)	Description
0	(0)	STRUCTURE	0	MCSCSA	
0	(0)	CHARACTER	4	MCSCID	Acronym 'MCSC'
4	(4)	BITSTRING	1	MCSCVER	Version level
5	(5)	BITSTRING	1	MCSCFLGS	Flags byte
Bit definitions:					
		1... ....		MCSCPOST	"X'80'" A post was done on the Alert ECB
6	(6)	SIGNED	2	MCSCSTOR	ALWAYS ZERO - CONTAINS NO VALID DATA
8	(8)	SIGNED	4	MCSCCNID	Console ID of message owner
12	(C)	ADDRESS	4	MCSCNUSE	ALWAYS ZERO - CONTAINS NO VALID DATA
16	(10)	SIGNED	4	MCSCCTDEP	Total Message Queue Depth
20	(14)	SIGNED	4	MCSCUDEP	Message Queue Depth for Unsolicited messages
24	(18)	SIGNED	4	MCSCDDEP	Message Queue Depth for Delivered (In Use) messages
28	(1C)	SIGNED	4	MCSCPDEP	Maximum message queue depth permitted
32	(20)	BITSTRING	1	MCSCMFRM	Message format - (Note: the bit offsets correspond to the UCMDISP2 field in the UCM)
Bit definitions:					
		1... ....		MCSCDTIM	"X'80'" Display timestamp
		.1.. ....		MCSCDJOB	"X'40'" Display jobname
		.... .1..		MCSCDSYS	"X'04'" Display system name

Table 605. Structure MCSCSA (continued)

Offset Dec	Offset Hex	Type	Len	Name (Dim)	Description
		.... ..1.		MCSCDX	"X'02'" Don't display system name and jobname
<p>The next four fields indicate the status of queuing at the time when the ALERT ecb was posted. The value one will be stored into each field for which the following queuing condition exists:</p> <ol style="list-style-type: none"> <li>1. Memory Limit - no more cells in the data space. Queueing will be halted.</li> <li>2. Queue Depth Limit - the console's message queue has reached the maximum depth. Queueing will be halted.</li> <li>3. Internal Error - an error occurred while manipulating the message queues. Queueing will be halted.</li> <li>4. Alert Percentage - the number of messages on the queue has reached a certain percentage of the maximum queue depth, as defined by the ALERT percentage. Queueing will continue.</li> </ol> <p>The next field after these four will be used to request that the extended console be deactivated. The value one will be stored in the MCSCSUSP field.</p> <ol style="list-style-type: none"> <li>5. Suspend Operator - the console is considered suspended by the system. The extended console should be deactivated.</li> </ol>					
33	(21)	CHARACTER	4	MCSCQSTA	Queuing Status
33	(21)	BITSTRING	1	MCSCMLIM	Queuing Stopped by Memory Limit
34	(22)	BITSTRING	1	MCSCDLIM	Queuing Stopped by Queue Depth Limit
35	(23)	BITSTRING	1	MCSCINTR	Queuing Stopped by Internal Error
36	(24)	BITSTRING	1	MCSCALRT	Queuing Reached Alert percentage
37	(25)	BITSTRING	1	MCSCSUSP	Request to suspend the operator
38	(26)	CHARACTER	6		Reserved
44	(2C)	SIGNED	4	MCSCFLGS_CS	Flags field manipulated via Compare and Swap. Field will be initialized to zero when MCSCSA gets created in MCSOPER activation
44	(2C)	BITSTRING	1	MCSCFLGS_CS1	Byte 1
Bit definitions:					
		1... ....		MCSCMESSAGEECBISPOSTED	"X'80'" A post was done on the Message ECB in EMCS queuer processing. It will be reset in cross memory Post Exit processing
45	(2D)	BITSTRING	1	MCSCFLGS_CS2	Byte 2
46	(2E)	BITSTRING	1	MCSCFLGS_CS3	Byte 3
47	(2F)	BITSTRING	1	MCSCFLGS_CS4	Byte 4
48	(30)	ADDRESS	4	MCSCOEXT	Pointer to O.C.O extension
52	(34)	CHARACTER	1	MCSCEND(0)	End of MCSCSA non-O.C.O portion
52	(34)	X'C3E2C3'	0	MCSCACRN	"C'MCSC'" Acronym 'MCSC'
52	(34)	X'1'	0	MCSCVERS	"1" Current version
52	(34)	X'1'	0	MCSC410	"1" Version level for SP4.1.0
52	(34)	X'34'	0	MCSCSA_LEN	"*-MCSCSA"

Table 606. Cross Reference for MCSCSA

Name	Offset	Hex Tag
MCSCACRN	34	C3E2C3
MCSCALRT	24	
MCSCCNID	8	

Table 606. Cross Reference for MCSCSA (continued)

Name	Offset	Hex Tag
MCSCDDEP	18	
MCSCDJOB	20	40
MCSCDLIM	22	
MCSCDSYS	20	4
MCSCDTIM	20	80
MCSCDX	20	2
MCSCEND	34	
MCSCFLGS	5	
MCSCFLGS_CS	2C	
MCSCFLGS_CS1	2C	
MCSCFLGS_CS2	2D	
MCSCFLGS_CS3	2E	
MCSCFLGS_CS4	2F	
MCSCID	0	
MCSCINTR	23	
MCSCMESSAGEECBISPOSTED	2C	80
MCSCMFRM	20	
MCSCMLIM	21	
MCSCNUSE	C	
MCSCOEXT	30	
MCSCPDEP	1C	
MCSCPOST	5	80
MCSCQSTA	21	
MCSCSA	0	
MCSCSA_LEN	34	34
MCSCSTOR	6	
MCSCSUSP	25	
MCSCTDEP	10	
MCSCUDEP	14	
MCSCVER	4	
MCSCVERS	34	1
MCSC410	34	1

## MCSOP information

### MCSOP programming interface information

MCSOP is a programming interface.



## MCSOP heading information

<b>Common name:</b>	MCSOPER OPERPARM Mapping
<b>Macro ID:</b>	IEZVG111
<b>DSECT name:</b>	MCSOPPRM, MCSOTBL, MCSOMAP
<b>Owning component:</b>	CONSOLE (SC1CK)
<b>Eye-catcher ID:</b>	None
<b>Storage attributes:</b>	Subpool: Determined by invoker of MCSOPER macro Key: 0-7 Residency: Any, determined by invoker of MCSOPER macro
<b>Size:</b>	MCSOPPRM - 60 bytes MCSOTBL - maximum systems in sysplex * 8 + 4
<b>Created by:</b>	Invoker of MCSOPER
<b>Pointed to by:</b>	Invoker of MCSOPER
<b>Serialization:</b>	None
<b>Function:</b>	Mapping of the Operator Data area referenced by MCSOPER ACTIVATE processing via the OPERPARM parameter value.

## MCSOP mapping

Table 607. Structure MCSOPPRM

Offset Dec	Offset Hex	Type	Len	Name(Dim)	Description
0	(0)	STRUCTURE	0	MCSOPPRM	OPERPARM Attributes
0	(0)	SIGNED	4	(0)	Start on a fullword boundry
Message Data Space Size - The Maximum size for the Message data space, in MegaBytes.					
0	(0)	SIGNED	2	MCSOSTOR	Limit Value
Authority Level - Two bit flags representing the Authority levels. MASTER, ALL, (SYS,IO,CONS), and INFO are mutually exclusive values. SYS, IO, and CONS can be mixed.					
2	(2)	BITSTRING	2	MCSOAUTH(0)	AUTHORITY LEVEL
2	(2)	BITSTRING	1	MCSOATH1	Authority flag 1
		1... ..		MCSOMSTR	"X'80'" MASTER
		.1... ..		MCSOALL	"X'40'" ALL (SYS,IO, AND CONS)
		..1. ....		MCSOASYS	"X'20'" SYS
		...1 ....		MCSOAI0	"X'10'" I/O
		.... 1...		MCSOCONS	"X'08'" CONS
		.... .1..		MCSOINFO	"X'04'" INFO (DEFAULT)
3	(3)	BITSTRING	1	MCSOATH2	Authority flag 2 - reserved
Message Form - Indicates how a message is displayed.					
4	(4)	BITSTRING	2	MCSOMFRM(0)	OPERATORS MESSAGE FORM
4	(4)	BITSTRING	1	MCSOMFM1	Message Form flag 1
		1... ..		MCSOMFT	"X'80'" Display with a TIME STAMP

Table 607. Structure MCSOPPRM (continued)

Offset Dec	Offset Hex	Type	Len	Name(Dim)	Description
		.1.. ....		MCSOMFS	"X'40'" Display with the SYSTEM NAME
		..1. ....		MCSOMFJ	"X'20'" Display with JOB ID/NAME
		...1 ....		MCSOMFM	"X'10'" Display without SYSTEM,TIME, or JOB (DEFAULT)
		.... 1...		MCSOMFX	"X'08'" Suppress SYSTEM and JOB names
5	(5)	BITSTRING	1	MCSOMFM2	Message Form flag 2
Message Level - The level of messages to be received by the console.					
6	(6)	BITSTRING	2	MCSOMLVL(0)	MESSAGE LEVEL
6	(6)	BITSTRING	1	MCSOMLV1	Message Level flag 1
		1... ....		MCSOMLR	"X'80'" Receive WTORs
		.1.. ....		MCSOMLI	"X'40'" Receive IMMEDIATE ACTION messages
		..1. ....		MCSOMLCE	"X'20'" Receive CRITICAL EVENTUAL ACTION msgs
		...1 ....		MCSOMLE	"X'10'" Receive EVENTUAL ACTION messages
		.... 1...		MCSOMLIN	"X'08'" Receive INFORMATIONAL messages
		.... .1..		MCSOMLBC	"X'04'" Receive BROADCAST messages
		.... ..1.		MCSOMLAL	"X'02'" Receive ALL message levels (DEFAULT)
		.... ...1		MCSOMLNO	"X'01'" Receive NO message levels
7	(7)	BITSTRING	1	MCSOMLV2	Message Level flag 2
Message Type - This is the MONITOR value. It indicates what events the console will monitor.					
8	(8)	BITSTRING	2	MCSOMSGT(0)	MESSAGE TYPE
8	(8)	BITSTRING	1	MCSOMTP1	Message Type flag 1
		1... ....		MCSOMTJN	"X'80'" Monitor JOB NAMES
		.1.. ....		MCSOMTJT	"X'40'" Monitor JOB NAMES, display w/ time
		..1. ....		MCSOMTSS	"X'20'" Monitor SESSIONS
		...1 ....		MCSOMTST	"X'10'" Monitor SESSIONS, display w/ time
		.... 1...		MCSOMTS	"X'08'" Monitor STATUS of freed data sets
9	(9)	BITSTRING	1	MCSOMTP2	Message Type flag 2
Routing Codes - A 128 bit string where each bit represents a Route Code. A flag is included for ALL and NONE.					
10	(A)	CHARACTER	17	MCSORCDT(0)	Routing Code data
10	(A)	BITSTRING	1	MCSORCFL	Routing Code flag
		1... ....		MCSORCAL	"X'80'" ALL Routing Codes
		.1.. ....		MCSORCNO	"X'40'" NO Routing Codes (DEFAULT)
11	(B)	CHARACTER	16	MCSORTCD	ROUTING CODES (If not ALL or NONE)
Log Command Response - Should the Command Response of a console be logged in the MCS Hardcopy Log.					
27	(1B)	BITSTRING	1	MCSOLOGC	LOG COMMAND RESPONSE Value

Table 607. Structure MCSOPPRM (continued)

Offset Dec	Offset Hex	Type	Len	Name(Dim)	Description
		1... ....		MCSOLOGS	"X'80'" SYSTEM - Log the response (DEFAULT)
		.1.. ....		MCSOLOGN	"X'40'" NO - Do not log the response
This byte was MCSOMIG (Migration ID flags). It is now reserved.					
28	(1C)	BITSTRING	1	MCSORSV3	RESERVED - Was MCSOMIG
DOM - Indicates what type, if any, of Delete Operator Message (DOM) the console will receive. Normal will queue DOMs by the message queuing criteria. All will queue all DOMs. None will keep and DOMs from being sent to the console.					
29	(1D)	BITSTRING	1	MCSODOM	DOM Value
		1... ....		MCSODOMN	"X'80'" NORMAL (DEFAULT)
		.1.. ....		MCSODOMA	"X'40'" ALL
		..1. ....		MCSODOMX	"X'20'" NONE
Key - The eight byte character name used to associate groups of consoles.					
30	(1E)	CHARACTER	8	MCSOKEY	Key assigned to console entry
Command System - The system where all commands from this console will be sent to execute. A ' ' will be converted to the currently executing system name.					
38	(26)	CHARACTER	8	MCSOCSNM	Command System Name
ALTGRP - IS RESERVED AS OF HBB7730					
46	(2E)	CHARACTER	8	MCSOALGP	Reserved as of HBB7730
MSCOPE data - The systems for which this console is eligible to receive messages from. If the console is to be scoped to all systems, then the user sets MCSOSALL on. If a specific list of system names is to be specified, then MCSOSLST is set on and MCSOMSPT is set to the address of a structure containing a list of systems. This structure is mapped by the DSECT MCSOTBL.					
54	(36)	BITSTRING	1	MCSOMSG	MSCOPE flags
		1... ....		MCSOSALL	"X'80'" *ALL specified for MSCOPE
		.1.. ....		MCSOSLST	"X'40'" List of MSCOPE values specified
55	(37)	BITSTRING	1		reserved for alignment
56	(38)	ADDRESS	4	MCSOMSPT	Pointer to a list of MSCOPE values
60	(3C)	BITSTRING	1	MCSOMISC	Miscellaneous Routing Information 3
		1... ....		MCSORSV1	"X'80'" Reserved. Was MCSOUDY.
		.1.. ....		MCSORSV2	"X'40'" Reserved. Was MCSOUDN.
Automation - Should the Console be sent automatable messages					
		..1. ....		MCSOAUTY	"X'20'" YES - Queue automatable messages
		...1 ....		MCSOAUTN	"X'10'" No - Don't queue automatable messages
Hardcopy - Should the Console be sent the hardcopy message set					

Table 607. Structure MCSOPPRM (continued)

Offset Dec	Offset Hex	Type	Len	Name(Dim)	Description
		.... 1...		MCSOHDY	"X'08'" YES - receive hardcopy message set
		.... .1..		MCSOHDN	"X'04'" No - Don't receive hardcopy message set DEFAULT
INTIDS - Should the Console be sent messages directed to console ID zero					
		.... ..1.		MCSOINTY	"X'02'" YES - receive CNID zero messages
		.... ...1		MCSOINTN	"X'01'" No - Don't receive CNID zero messages DEFAULT
61	(3D)	BITSTRING	1	MCSOFLAG	Flags byte
Overriding of security product: The following will be the order of processing for OPERPARMs as determined by the following bits: MCSOVRDY = ON : Yes - Override security product Processing will use this data area (IEZVG11) to set the extended console's attributes. MCSOVRDN = ON : No - Don't override security product (DEFAULT) Processing will first search security product for an OPERPARM segment. If no segment exists, processing will then use this data area to set the extended console's attributes					
		1... ....		MCSOVRDY	"X'80'" Yes - Override security product
		.1.. ....		MCSOVRDN	"X'40'" No - Don't override security product (DEFAULT)
Bypassing of MVS.MCSOPER.consname check: The following bits will determine whether MCSOPER processing will perform a check against the users access of the MVS.MCSOPER.consname profile. MCSOBYPY = ON : Yes - The authorized caller of MCSOPER has made all appropriate checks, and has insured that the user should be allowed to activate the console. The check against MVS.MCSOPER.consname will be bypassed by MCSOPER processing. MCSOBYPN = ON : No - The check should not be bypassed (DEFAULT) Note that the MCSOBYPY setting is honored if both bits are set.					
		.... 1...		MCSOBYPY	"X'08'" Yes - Bypass security check
		.... .1..		MCSOBYPN	"X'04'" No - Don't bypass security check
62	(3E)	BITSTRING	1	MCSOMSC2	Miscellaneous Routing Information #2
UNKNIDS - Should the Console be sent messages directed to unknown console IDs					
		1... ....		MCSOUNKY	"X'80'" YES - receive unknown CNID messages
		.1.. ....		MCSOUNKN	"X'40'" No - Don't receive unknown CNID messages DEFAULT
63	(3F)	BITSTRING	5		Reserved
63	(3F)	X'44'	0	MCSOPLN	"*-MCSOPPRM"

Table 608. Structure MCSOTBL

Offset Dec	Offset Hex	Type	Len	Name(Dim)	Description
0	(0)	STRUCTURE	0	MCSOTBL	Table pointed to by MCSPPMST

Table 608. Structure MCSOTBL (continued)

Offset Dec	Offset Hex	Type	Len	Name (Dim)	Description
0	(0)	SIGNED	4	MCSOMSNN	Number of MSCOPE values specified
4	(4)	CHARACTER	8	MCSOTSYS(8)	Storage for system names

Table 609. Structure MCSOMAP

Offset Dec	Offset Hex	Type	Len	Name (Dim)	Description
0	(0)	STRUCTURE	0	MCSOMAP	Template to be mapped over MCSOTSYS
0	(0)	SIGNED	4	(0)	Put on word boundary
0	(0)	CHARACTER	8	MCSOSYSE	System name entry

Table 610. Cross Reference for MCSOP

Name	Offset	Hex Tag
MCSOAALL	2	40
MCSOAI0	2	10
MCSOALGP	2E	
MCSOASYS	2	20
MCSOATH1	2	
MCSOATH2	3	
MCSOAUTH	2	
MCSOAUTN	3C	10
MCSOAUTY	3C	20
MCSOBYPN	3D	4
MCSOBYPY	3D	8
MCSOCONS	2	8
MCSOCSNM	26	
MCSODOM	1D	
MCSODOMA	1D	40
MCSODOMN	1D	80
MCSODOMX	1D	20
MCSOFLAG	3D	
MCSOHDCN	3C	4
MCSOHDCY	3C	8
MCSOINFO	2	4
MCSOINTN	3C	1
MCSOINTY	3C	2
MCSOKEY	1E	
MCSOLOGC	1B	
MCSOLOGN	1B	40
MCSOLOGS	1B	80
MCSOMAP	0	
MCSOMFJ	4	20

Table 610. Cross Reference for MCSOP (continued)

Name	Offset	Hex Tag
MCSOMFM	4	10
MCSOMFM1	4	
MCSOMFM2	5	
MCSOMFRM	4	
MCSOMFS	4	40
MCSOMFT	4	80
MCSOMFX	4	8
MCSOMISC	3C	
MCSOMLAL	6	2
MCSOMLBC	6	4
MCSOMLCE	6	20
MCSOMLE	6	10
MCSOMLI	6	40
MCSOMLIN	6	8
MCSOMLNO	6	1
MCSOMLR	6	80
MCSOMLV	6	
MCSOMLV1	6	
MCSOMLV2	7	
MCSOMSC2	3E	
MCSOMSFG	36	
MCSOMSGT	8	
MCSOMSNM	0	
MCSOMSPT	38	
MCSOMSTR	2	80
MCSOMTJN	8	80
MCSOMTJT	8	40
MCSOMTP1	8	
MCSOMTP2	9	
MCSOMTS	8	8
MCSOMTSS	8	20
MCSOMTST	8	10
MCSOPLN	3F	44
MCSOPPRM	0	
MCSORCAL	A	80
MCSORCDT	A	
MCSORCFL	A	
MCSORCNO	A	40
MCSORSV1	3C	80

Table 610. Cross Reference for MCSOP (continued)

Name	Offset	Hex Tag
MCSORSV2	3C	40
MCSORSV3	1C	
MCSORTCD	B	
MCSOSALL	36	80
MCSOSLST	36	40
MCSOSTOR	0	
MCSOSYSE	0	
MCSOTBL	0	
MCSOTSYS	4	
MCSOUNKN	3E	40
MCSOUNKY	3E	80
MCSOVRDN	3D	40
MCSOVRDY	3D	80

## MCT information

### MCT programming interface information

**ONLY** the following fields are part of the programming interface information:

- MCCFXEPR
- MCCFXTPR
- MCTCurSystemUIC
- MCTMaxSystemUIC
- MCTMinSystemUIC
- MCTNdisp
- MCTWarningB16Perc
- MCTWarningB2GPerc
- MCTWarningTotPerc
- MCTWTOR
- MCTWtorAuto
- MCVOLDCL
- MCVOLDCO

### MCT heading information

<b>Common name:</b>	System Resource Manager Storage Management Control Table
<b>Macro ID:</b>	IRAMCT
<b>DSECT name:</b>	MCT (unless DSECT=NO is coded)
<b>Owning component:</b>	System Resource Manager (SC1CX)

**Eye-catcher ID:** MCT  
Offset: 0  
Length: CHAR(4)

**Storage attributes:** Subpool: Nucleus  
Key: 0  
Residency: Nucleus (above 16M line)

**Size:** 1024 bytes

**Created by:** Assembled into nucleus module IRARMCNS

**Pointed to by:** RMCTMCT field of the RMCT data area

**Serialization:** SRM lock

**Function:** Contains storage management control information for use by SRM storage management modules

## MCT mapping

Table 611. Structure MCT

Offset Dec	Offset Hex	Type	Len	Name (Dim)	Description
0	(0)	STRUCTURE	1024	MCT	STORAGE CONTROL TABLE
0	(0)	CHARACTER	4	MCTMCT	ACRONYM IN EBCDIC -MCT-
STORAGE CONTROL CONSTANTS POINTERS TO SHORTAGE MESSAGES					
4	(4)	ADDRESS	4	MCCMS100	SQA SHORTAGE MESSAGE ADDRESS
8	(8)	ADDRESS	4	MCCMS101	CRITICAL SQA SHORTAGE MSG ADDR
12	(C)	ADDRESS	4	MCCMS102	SQA SHORTAGE RELIEVED MSG ADDR
16	(10)	UNSIGNED	8	MCTSLOTSALLOCATED	Number of allocated slots at the last STASM invocation
24	(18)	UNSIGNED	8	MCTIRA265IISUETIME	When the last IRA265I message got issued (RmctxToc format)
Preferred Storage Fields					
32	(20)	BITSTRING	1	MCTPREFFLAGS	Preferred storage related flags
		1... ....		MCTPREFENF55ISSUED	ENF 55 pref. shortage signal issued
		.111 111.		*	reserved
		.... ...1		MCTPREFSHORTAGE	Currently in a preferred storage shortage
33	(21)	UNSIGNED	1	MCTPREFSHORTAGETYPE	Shortage type of the preferred storage shortage
34	(22)	UNSIGNED	1	MCTPREFSHORTAGECOUNT	Number of RM1 Cycles we are in a preferred storage shortage
35	(23)	UNSIGNED	1	*	reserved
36	(24)	SIGNED	4	*	reserved
40	(28)	UNSIGNED	8	MCTPREFSHORTAGETIME	Time when the preferred storage shortage occurred
48	(30)	ADDRESS	4	MCCMS500	SWAP IN FAIL USER MESSAGE ADDRESS
52	(34)	ADDRESS	4	MCCMS501	PTR TO SWAP IN MSG
STORAGE CONTROL CONSTANTS					



Table 611. Structure MCT (continued)

Offset Dec	Offset Hex	Type	Len	Name (Dim)	Description
56	(38)	SIGNED	2	MCCPLUS	AVAILABLE FRAME QUEUE DELTA FOR STEALING
Field MCCSTLCT was only used in COMPAT Mode and hence is made to a reserved field now					
58	(3A)	SIGNED	2	*	Reserved
60	(3C)	SIGNED	2	*	Reserved
62	(3E)	SIGNED	2	MCCSIPRT	reserved since z/OS 2.3 @WI155446C
64	(40)	SIGNED	2	MCCDFRPC	DOUBLE FRAME REPLENISH VALUE
66	(42)	SIGNED	2	MCCDFREC	DOUBLE FRAME RELEASE VALUE
68	(44)	SIGNED	2	MCCSPCPT	System Paging Cost Percentage threshold for determining if any address spaces should be monitored
70	(46)	SIGNED	2	MCCAPCPT	Address Space Page Cost Percent threshold for determining if this address space should be monitored
72	(48)	ADDRESS	4	MCCDUMP	DUMPSRV OUCB ADDRESS
Lengths used by SMF -----					
76	(4C)	UNSIGNED	2	MCCICSPL	Length of IRAICSP.ICSP
78	(4E)	UNSIGNED	2	MCCRQSVL	Length of IRARQSRV.RQSV
80	(50)	UNSIGNED	2	MCCE39PL	Length of IRAE39P.E39P
82	(52)	UNSIGNED	2	MCCRSDL	Length of IRARSD.RSD
84	(54)	UNSIGNED	2	MCCOUCBL	Length of IRAOUCB.OUCB
86	(56)	SIGNED	2	MCTDIRECTPOFACTOR	Alot of memory factor for DirectPo
88	(58)	SIGNED	2	MCCFXBPR	Fixed Below High Percentage Threshold
Field MCCSIGRS was only used in COMPAT Mode and hence is made to a reserved field now					
90	(5A)	SIGNED	2	*	Reserved
AUX Storage Monitoring Fields					
92	(5C)	UNSIGNED	2	*	Reserved
94	(5E)	UNSIGNED	1	MCTVIRTSHORTAGELEVEL	Virtual storage shortage level
95	(5F)	BITSTRING	1	MCTASMFL	Auxilliary Storage Flags
	1... ....			MCTVIRTculPRITPROCESSINGNEEDED	Virtual storage culprit processing needed
	.1.. ....			MCTDASDW	DASD Warning level
	..1. ....			MCTDASD1	DASD 1. level shortage
	...1 ....			MCTDASD2	DASD 2. level shortage. Not yet used
	.... 1111			*	Reserved
96	(60)	SIGNED	4	MCTAVERAGEVIRTINCREASE	Average virtual storage increase
100	(64)	SIGNED	4	*	Reserved
104	(68)	SIGNED	2	MCCASMT1	FIRST AUX SHORTAGE THRESHOLD
106	(6A)	SIGNED	2	MCCASMT2	SECOND AUX SHORTAGE THRESHOLD
108	(6C)	CHARACTER	0	MCCEND	END OF MCT CONSTANTS

Table 611. Structure MCT (continued)

Offset Dec	Offset Hex	Type	Len	Name (Dim)	Description
STORAGE CONTROL VARIABLES					
108	(6C)	BITSTRING	1	MCVSIFLG	STORAGE ISOLATION FLG
		1... ....		MCVSIPG	ADS STG ISOL IN EFFECT
		.1.. ....		MCVSICM	CMN STG ISOL IN EFFECT
		..1. ....		MCVSIWS	CMN STORAGE PROTECTED BY WORKING SET SIZE
		...1 ....		MCVSIPI	CMN STORAGE PROTECTED BY PAGE IN RATE
		.... 1111		*	RESERVED
109	(6D)	UNSIGNED	1	MCCLIPT	Large increase percentage threshold for fixed below pages
110	(6E)	UNSIGNED	1	MCCASPCT	% OF AUX STORAGE TO RECOMMEND
111	(6F)	UNSIGNED	1	MCCRSPCT	% OF REAL STORAGE TO RECOMMEND
112	(70)	SIGNED	4	MCVSTGPT	TIME OF PREVIOUS STGTEST CALL
116	(74)	SIGNED	2	MCVSIPL	CMN LOW PAGE-IN RATE
118	(76)	SIGNED	2	MCVSIPH	CMN HIGH PAGE-IN RATE
120	(78)	SIGNED	4	MCVSIBP	CMN BASE PAGE-IN CNT
124	(7C)	UNSIGNED	4	MCVSIBT	reserved since z/OS 2.3 @WI155446C
128	(80)	SIGNED	2	MCVSIPR	CMN RECENT PAGEIN RATE
130	(82)	SIGNED	2	*	Reserved
132	(84)	SIGNED	2	MCVSTCRI	HIGHEST SYSTEM UIC
134	(86)	SIGNED	2	MCVFRCNT	SAVED AVAILABLE EXPANDED STORAGE OK THRESHOLD (RCEAECOK) (ESA Mode Only, do not use in z/OS)
136	(88)	SIGNED	4	MCVAVQC	COUNT OF AVQLWS
140	(8C)	UNSIGNED	4	MCVNWSMB	policy interval base for rcenwsf (ESA Mode Only, do not use in z/OS)
144	(90)	UNSIGNED	4	MCVWSMB	policy interval base for rcewsdne (ESA Mode Only, do not use in z/OS)
Percentage of frames of MCCAFCLO/OK that is "reserved" for frames below 16MB (or below 2GB). Used in IRASETNP and IRARMRMR.					
148	(94)	UNSIGNED	1	MCCBELOWPERCENTAGE	Percentage of frames of MCCAFCLO/OK that is "reserved" for frames below 16MB
149	(95)	UNSIGNED	1	MCCABOVEPERCENTAGE	Percentage of frames of MCCAFCLO/OK that is "reserved" for frames below 2GB
150	(96)	UNSIGNED	1	*	Reserved
151	(97)	UNSIGNED	1	MCTAFQCOUNT	Number of RM1 Cycles we have an AFQ shortage
152	(98)	UNSIGNED	4	MCVESWB	policy interval base for rceeswrt (ESA Mode Only, do not use in z/OS)
Fixed threshold values for the number of frames below 16MB(2GB) If the actual number of frames falls below this threshold, RM1 (in IRARMRMR) will count that as a "shortage samples" (below) If an appropriate number of such samples is found in an RM2 interval, RM2 will bump up RCE thresholds that will cause RSM to exchange frames					
156	(9C)	UNSIGNED	2	MCCBELOWSHORTAGETHRESHOLD	Below 16MB = 50
158	(9E)	UNSIGNED	2	MCCABOVESHORTAGETHRESHOLD	Between 16MB,2GB=100
160	(A0)	SIGNED	2	*	Reserved

Table 611. Structure MCT (continued)

Offset Dec	Offset Hex	Type	Len	Name(Dim)	Description
162	(A2)	SIGNED	2	*	Reserved
164	(A4)	SIGNED	2	*	Reserved
166	(A6)	SIGNED	2	*	Reserved
MEMORY CONTROL FLAGS					
168	(A8)	BITSTRING	1	MCTSFLGS	FLAGS MODIFIED UNDER SALLOC LCK
		1... ..		MCTSQA1	SQA FIRST LEVEL SHORTAGE
		.1... ..		MCTSQA2	SQA SECOND LEVEL SHORTAGE
		..1. ....		MCTAVQ1	AVQ BELOW LIMIT
		...1 ....		MCTASMW	ASM Warning level
		.... 1...		MCTAFQENF55ISSUED	ENF 55 AFQ shortage issued
		.... .11.		*	RESERVED @ME24614C
		.... ...1		MCTHIGHPAGINGRATE	RADRV found a high paging rate @ME24614A
169	(A9)	BITSTRING	1	MCTOFLGS	FLAGS MODIFIED UNDER SRM LOCK
		1... ..		MCTASM1	ASM FIRST LEVEL SHORTAGE
		.1... ..		MCTASM2	ASM SECOND LEVEL SHORTAGE
		..1. ....		MCTASMA	ASM Appl. Warning
		...1 ....		MCTAMS2	Obsolete use MCTASM2
		.... 1...		MCTSMS1	SQA FIRST LEVEL MESSAGE
		.... .1..		MCTSMS2	SQA SECOND LEVEL MESSAGE
		.... ..1.		MCTFX1	FIX PG 1ST LEVEL MSG
		.... ...1		MCTFX2	FIX PG 2ND LEVEL MSG
170	(AA)	BITSTRING	1	MCTOFLG1	MORE FLAGS - SRM LOCK
		1... ..		MCTFXA	FIX Appl. Warning
		.1... ..		MCTNDISP	Set nsw address spaces non dispatchable in case of a pageable storage shortage
		..1. ....		MCTWTOR	Present a WTOR, when the system is in a critical pageable / AUX shortage
		...1 ....		MCTSQAE	SQA EXPANDED MSG
		.... 1...		MCTFXMPL	REDUCE MPL TO RELIEVE SHORTAGE
		.... .1..		MCTWTORAUO	Present 20 messages instead of 5 on the IRA420I/IRA220D message
		.... ..1.		MCTLGAVQ	LOGICAL AVQLOW LEVEL 1
		.... ...1		MCTSCBT	STOLE CMN BELOW THRES
171	(AB)	BITSTRING	1	MCTCFLGS	FLAGS TURNED ON UNDER SALLOC LOCK & OFF UNDER SRM LOCK
		1... ..		MCTSHORT	A shortage exists
		.1... ..		MCTRLSHT	All of real pageable storage shortage.
		..1. ....		MCTB16SH	Below the line pageable storage shortage.
		...1 ....		MCTDRSHT	All of real and DREF pageable storage shortage
		.... 1...		MCTPVTI	PVT FIELDS INITIALIZED
		.... .1..		MCTRSVB5	reserved
		.... ..1.		MCTRSVB6	reserved

Table 611. Structure MCT (continued)

Offset Dec	Offset Hex	Type	Len	Name(Dim)	Description
		.... ...1		MCTB2GSH	Between 16M and 2G pageable storage shortage @64BITSRM
172	(AC)	ADDRESS	4	MCCMS103	SQA EXPANDED MSG ADDR
TIME INTERVAL VALUES FOR PR1 INVOCATION					
176	(B0)	UNSIGNED	4	MCVTMINQ	TIME PR1 LAST RAN IN QUEUE (ESA Mode Only, do not use in z/OS)
180	(B4)	SIGNED	2	MCCFXUIC	FIXED FRAME SHORTAGE UIC THRESHOLD (ESA Mode Only, do not use in z/OS)
182	(B6)	SIGNED	2	MCVCHUIC	HIGHEST UIC FOR CURRENTLY ALLOCATED COMMON AREA FRAMES (ESA Mode Only, do not use in z/OS)
184	(B8)	SIGNED	2	MCVPVTRI	HIGHEST UIC - PVT AREA (ESA Mode Only, do not use in z/OS)
186	(BA)	SIGNED	2	MCVHUICE	UIC of oldest frame in expanded (ESA Mode Only, do not use in z/OS)
188	(BC)	SIGNED	2	MCCLSWUP	TSO LOGICAL SWAP WORKING SET ADJUSTMENT FACTOR (ESA Mode Only, do not use in z/OS)
190	(BE)	SIGNED	2	MCVDFPGC	DEFERRED PAGE REQ CT
192	(C0)	SIGNED	4	MCVOLDEO	Value of RCEAECOK, with amount by which RCEAECOK has been raised for swap-in subtracted out. Maintained in RM2 so that dynamic adjustment for expanded storage thresholds can be performed correctly. (ESA Mode Only, do not use in z/OS)
196	(C4)	SIGNED	2	MCCNCLIM	UIC LIMIT FOR NON-SWAPPABLES AND COMMON BEFORE ADJUSTING UPDATE INTERVAL (ESA Mode Only, do not use in z/OS)
198	(C6)	SIGNED	2	MCCNCDEL	DELTA IN NON-SWAPPABLES AND COMMON UICS FOR INCREASING UPDATE INTERVAL (ESA Mode Only, do not use in z/OS)
200	(C8)	SIGNED	2	MCCNCMAX	MAXIMUM INTERVAL BETWEEN UPDATES FOR NON-SWAPPABLES AND COMMON (ESA Mode Only, do not use in z/OS)
202	(CA)	SIGNED	2	MCCSWLIM	UIC LIMIT FOR SWAPPABLES BEFORE ADJUSTING UPDATE INTERVAL (ESA Mode Only, do not use in z/OS)
204	(CC)	SIGNED	2	MCCSWDEL	DELTA IN SWAPPABLES UICS FOR INCREASING UPDATE INTERVAL (ESA Mode Only, do not use in z/OS)
206	(CE)	SIGNED	2	MCCSWMAX	MAXIMUM INTERVAL BETWEEN UPDATES FOR SWAPPABLES (ESA Mode Only, do not use in z/OS)
208	(D0)	SIGNED	4	MCVSMXCT	SWAPPABLE MAXIMUM COUNT (ESA Mode Only, do not use in z/OS)
212	(D4)	SIGNED	4	MCVINC	PR1 INTERVAL COUNT FOR SWAPPABLES (ESA Mode Only, do not use in z/OS)
216	(D8)	SIGNED	4	MCVCURCT	PR1 INTERVAL COUNT FOR COMMON AND NON-SWAPPABLES (ESA Mode Only, do not use in z/OS)
220	(DC)	SIGNED	4	MCVMAXCT	NON-SWAPPABLES AND COMMON MAXIMUM COUNT (ESA Mode Only, do not use in z/OS)
224	(E0)	SIGNED	2	MCCSIWDL	% OF WORKING SET SIZE TWSS IS TO BE LOWERED BY (ESA Mode Only, do not use in z/OS)

Table 611. Structure MCT (continued)

Offset Dec	Offset Hex	Type	Len	Name(Dim)	Description
226	(E2)	SIGNED	2	MCCSIWDI	% OF WORKING SET SIZE TWSS IS TO BE INCREASED BY (ESA Mode Only, do not use in z/OS)
228	(E4)	SIGNED	4	MCCSIETH	EXEC TIME THRESHOLD FOR PAGING RATE CALCULATE
232	(E8)	SIGNED	4	MCVMIGB	BASE MIGRATION COUNT (ESA Mode Only, do not use in z/OS)
236	(EC)	SIGNED	4	MCCR19	reserved
240	(F0)	ADDRESS	8	MCTMCTX	MCT extension
248	(F8)	ADDRESS	4	MCCMS104	SQA NO LONGER EXPANDED MESSAGE ADDRESS
THE FOLLOWING TWO FIELDS ARE USED TO INITIALIZE THE RCE THRESHOLDS THAT CONTROL PAGE REPLACEMENT. THEY ARE ALSO USED TO CONTROL SWAP IN FAIL PROCESSING					
252	(FC)	UNSIGNED	4	MCCAVQTH	AVAIL FRAME LOW THRESHOLD
252	(FC)	SIGNED	2	MCCAFCL0	AVAIL FRAME QUEUE LOW THRESHOLD
254	(FE)	SIGNED	2	MCCAFCK0K	AVAIL FRAME QUEUE OK THRESHOLD
256	(100)	SIGNED	4	MCCUICTH	MIN TIME BEFORE UIC UPDATING (ESA Mode Only, do not use in z/OS)
260	(104)	SIGNED	4	MCCFXTM1	FIXED FRAME SHORTAGE TIME THRESHOLD
264	(108)	SIGNED	4	MCCFXTM2	FIXED FRAME SHORTAGE TIME THRESHOLD
268	(10C)	SIGNED	4	MCVCSACV	PREV GDACSACV VALUE
272	(110)	SIGNED	2	MCCDEFFX	DEFER FIX THRESHOLD (not used in z/Arch mode)
EXTENDED REAL CONSTANTS					
274	(112)	SIGNED	2	MCCFXTPR	% All of real storage threshold Note: In ESAME mode, it is also used as % Between 16M and 2G lines storage threshold @64BITSRM
276	(114)	SIGNED	2	MCCFXEPR	% Below 16M line storage threshold
278	(116)	SIGNED	2	MCTAFCINCREASE	AFC increase to drive steal
280	(118)	SIGNED	2	MCCMEDUP	MEDIAN FIXED FRAME COUNT ADJUSTMENT UP
282	(11A)	SIGNED	2	MCCMEDDN	MEDIAN FIXED FRAME COUNT ADJUSTMENT DOWN
284	(11C)	SIGNED	4	MCTUPPERFXSTHR	Upper pageable storage threshold at which SRM stops to use the percentage values (default = 64G)
288	(120)	SIGNED	4	MCCMAXFX	All of real shortage threshold count
292	(124)	SIGNED	4	MCCRELCR	All of real critical shortage threshold count
296	(128)	SIGNED	4	MCCB16CR	Below the line critical shortage threshold count
300	(12C)	SIGNED	4	MCCRELOK	All of real OK threshold
304	(130)	SIGNED	4	MCCB16OK	Below the line OK threshold
EXTENDED REAL VARIABLES					
308	(134)	SIGNED	4	MCVSBFXC	FIX CNT ACCUMULATOR
312	(138)	SIGNED	2	MCVSBFXA	AVE FIX % BELOW 16MEG
314	(13A)	SIGNED	2	MCVSBLTF	LONG TERM FIX %
316	(13C)	SIGNED	2	MCVMEDFC	MEDIAN FIX FRAME COUNT - READY USERS

Table 611. Structure MCT (continued)

Offset Dec	Offset Hex	Type	Len	Name(Dim)	Description
318	(13E)	SIGNED	2	MCVASMCT	Samples taken for verification of ASM counts in RM1 (ESA Mode Only, do not use in z/OS)
320	(140)	SIGNED	4	MCVCAPWS	CAP WORKAREA - Pages reserved for swap in of primary working set and DREF frames from aux
324	(144)	SIGNED	2	MCCMS6L	Reserved since z/OS 2.3 @0A53556C
326	(146)	SIGNED	2	MCVSWUPD	SWAP COUNTER UPDATE CTR
328	(148)	SIGNED	4	MCVOLDEL	Value of RCEAECLO, with amount by which RCEAECLO has been raised for swap-in subtracted out. Maintained in RM2 so that dynamic adjustment for expanded storage thresholds can be performed correctly. (ESA Mode Only, do not use in z/OS)
EXTENDED STORAGE VARIABLES					
332	(14C)	SIGNED	4	MCVMGAGE	EXTENDED STORE MIGRATION AGE (ESA Mode Only, do not use in z/OS)
336	(150)	SIGNED	4	MCVPR9TG	PR9 TARGET FOR TRIM AND BUILDING SECONDARY WORKING SETS (Do not use in z/OS V2)
340	(154)	ADDRESS	4	MCVPR5OU	OUCBPTR FOR PR5 WHEN REAL THRESHOLDS RAISED
344	(158)	UNSIGNED	4	MCVMGTME	WAITING-FOR-MIGRATOR TIME STAMP (ESA Mode Only, do not use in z/OS)
348	(15C)	UNSIGNED	4	MCVWRAPS	SAVED VALUE OF RCEWRAPS (ESA Mode Only, do not use in z/OS)
352	(160)	SIGNED	4	MCVMGCNT	SRM MIGRATE TIME COUNTER (ESA Mode Only, do not use in z/OS)
356	(164)	SIGNED	4	MCVSECWS	Pages reserved for swap in of secondary working set and DREF frames from aux
360	(168)	UNSIGNED	8	MCTSTMACREATETIME	Time when the STMA was created (RmctxToc format)
368	(170)	SIGNED	4	MCTUPPERFXSMPLTHR	Upper pageable storage thresholds for MPL at which SRM switches from percentage values to AUTO mode (default = 64G)
372	(174)	SIGNED	4	MCCDEFAM	MULTIPLIER OF AFCOK THRESHOLD TO DETERMINE TARGET NUMBER OF FRAMES TO KEEP AVAILABLE
376	(178)	SIGNED	4	MCCMGTEX	MIGRATOR TIME EXCEEDED THRESHOLD (ESA Mode Only, do not use in z/OS)
380	(17C)	SIGNED	4	MCCSWPET	EFRAMES RESERVED FOR PAGEOUTS BY SWAPS (ESA Mode Only, do not use in z/OS)
384	(180)	SIGNED	2	MCCETGHT	EXTENDED STORE LOW THRESHOLD MULTIPLIER TO DETERMINE IF EXTENDED STORE IS TIGHT (ESA Mode Only, do not use in z/OS)
386	(182)	SIGNED	2	MCCAECLO	AVAIL EXTENDED FRAME QUEUE LOW THRESHOLD (ESA Mode Only, do not use in z/OS)
388	(184)	SIGNED	2	MCCAECOK	AVAIL EXTENDED FRAME QUEUE OK THRESHOLD (ESA Mode Only, do not use in z/OS)
390	(186)	SIGNED	2	MCCESBMP	SWAP TO EXTENDED WORKING SET ADJUSTMENT
392	(188)	SIGNED	2	MCCPPSBF	PAGABLE PAGE/SEGMENT BUFF

Table 611. Structure MCT (continued)

Offset Dec	Offset Hex	Type	Len	Name(Dim)	Description
394	(18A)	UNSIGNED	1	MCTRSV04	reserved - MCCMINTR
395	(18B)	UNSIGNED	1	MCCSIGTR	MIN AMOUNT OF FRAMES AN A.S. CAN HOLD AND BE SIGNIFICANT ENOUGH TO ATTEMPT A TRIM (ESA Mode Only, do not use in z/OS)
396	(18C)	SIGNED	2	MCCSWUPT	SWAP CTR UPDATE THRESHOLD
398	(18E)	UNSIGNED	1	MCCB2GHI	High threshold for % of time running out of Central below 2G (Note: field actually is in tenth of a percent!!) (ESA Mode Only, do not use in z/OS)
399	(18F)	UNSIGNED	1	MCCFSIDI	% OF WORKING SET SIZE TWSS IS INCREASED FOR FWA USERS (ESA Mode Only, do not use in z/OS)
400	(190)	UNSIGNED	1	MCCES0LO	Low threshold for % of time running out of EXTENDED or CENTRAL (Note: field actually is in tenth of a percent!!) (ESA Mode Only, do not use in z/OS)
401	(191)	UNSIGNED	1	MCCES0HI	High threshold for % of time running out of Central. (Note: field actually is in tenth of a percent!!) (ESA Mode Only, do not use in z/OS)
402	(192)	SIGNED	2	MCVES0CT	MCTEST00 SAMPLE COUNTER (ESA Mode Only, do not use in z/OS)
404	(194)	SIGNED	2	MCVESSCT	EXTENDED STORE THRESHOLDS SAMPLE COUNTER (ESA Mode Only, do not use in z/OS)
406	(196)	SIGNED	2	MCCESSTH	EXTENDED STORE THRESHOLDS SAMPLE THRESHOLD (ESA Mode Only, do not use in z/OS)
408	(198)	SIGNED	4	MCVAECMN	MINIMUM RCEAEC SAMPLED (ESA Mode Only, do not use in z/OS)
412	(19C)	BITSTRING	1	MCTEFLGS	EXTENDED STORE BITS (ESA Mode Only, do not use in z/OS)
		1... ..		MCTMIGCN	MIGCNSTR SYSEVENT ISSUED (ESA Mode Only, do not use in z/OS)
		.1.. ..		MCTOVRMX	AT LEAST ONE STOR ISOL ADDR SP OVER MAX WSS EXISTS (ESA Mode Only, do not use in z/OS)
		..1. ....		MCTOVRSI	OVERRIDE STOR ISOL IN MIGRATION (ESA Mode Only, do not use in z/OS)
		...1 ....		MCTESNA	EXTENDED STORE NOT AVAILABLE (ESA Mode Only, do not use in z/OS)
		.... 1...		MCTEST00	THE AMOUNT OF AVAILABLE EXTENDED STORAGE WENT TO 0 (ESA Mode Only, do not use in z/OS)
		.... .1..		MCTRSVB7	reserved
		.... ..1.		MCTEUICS	PR1 HAS BEEN SCHEDULED TO BUILD THE EXPANDED UIC BUCKETS (ESA Mode Only, do not use in z/OS)
		.... ...1		MCTMIGTU	MIGCNSTR tried to unprotect storage but the migrator still could not meet its goal (ESA Mode Only, do not use in z/OS)
413	(19D)	BITSTRING	1	MCTEFLG1	FLAGS MODIFIED UNDER SRM LOCK
		1... ..		MCTREDRIVEREREQUEST	Redrive a REALSWAP, TRANSWAP or RSTORFL request
		.1.. ....		MCTRSVB1	reserved
		..1. ....		MCTPEND	REALSWAP or TRANSWAP pending or fixed storage shortage

Table 611. Structure MCT (continued)

Offset Dec	Offset Hex	Type	Len	Name (Dim)	Description
		...1 ....		MCTRSVB2	reserved
		.... 1...		MCTSTORAGEMONITORING	Storage monitoring flag
		.... .1..		MCTSTORAGEMONITORINGAREAALLOCATED	
					Storage monitoring area allocated
		.... ..1.		*	RESERVED
		.... ...1		MCTDUMPACTIVE	MCVRELDL value lowered, because SVC Dump in progress
414	(19E)	SIGNED	2	MCCMXRIS	Maximum amount by which real storage thresholds should be raised on behalf of the DREF pages of an address space that is being considered for swap-in.
416	(1A0)	ADDRESS	4	MCCMS700	VECTOR WAIT MESSAGE ADDR
420	(1A4)	SIGNED	4	MCTSDUMPINIT	SDump reserved space, which gets added to the available frame queue.
424	(1A8)	SIGNED	4	MCVRELDL	SDump reserved space, which is currently added to the available frame queue targets
428	(1AC)	SIGNED	4	MCVMSGPT	Pointer to message stack
432	(1B0)	SIGNED	4	MCVDOMQP	Pointer to the DOM queue
436	(1B4)	SIGNED	4	MCCUICMX	UIC value to determine if stealing should be attempted instead of trimming (ESA Mode Only, do not use in z/OS)
440	(1B8)	SIGNED	4	MCVFPT	Fixed and DREF shortage threshold count
444	(1BC)	SIGNED	4	MCCDRFCR	Fixed and DREF critical shortage threshold count
448	(1C0)	SIGNED	4	MCCDRFOK	Fixed and DREF OK threshold
452	(1C4)	SIGNED	4	MCVTWSS	TARGET WSS FOR COMMON
456	(1C8)	SIGNED	4	MCVSIWL	CMN LOW WSS SPECIFICATION
460	(1CC)	SIGNED	4	MCVSIWH	CMN HI WSS SPECIFICATION
464	(1D0)	SIGNED	4	MCVFMCT	CMN EFFECTIVE FRAME COUNT
468	(1D4)	SIGNED	4	MCCR23	
472	(1D8)	SIGNED	4	*	reserved
476	(1DC)	SIGNED	4	MCCMAXSW	Target maximum number of frames to be swapped for an address space
480	(1E0)	SIGNED	4	MCVAVQLT	TIME (RRPATOD) OF LAST LEVEL 1 AVQLOW SYSEVENT
484	(1E4)	SIGNED	4	MCCTOSEC	TWO SECOND VALUE TO FORCE STEAL OVERRIDE
488	(1E8)	SIGNED	2	MCCSTGT	STGTEST TIME INTERVAL (1 SEC)
490	(1EA)	SIGNED	2	MCCFXBCO	CUT-OFF AMOUNT OF FIXED BELOW FRAMES WHICH ARE STEALABLE
492	(1EC)	SIGNED	4	MCVBYTCT	PREVIOUS BYTE COUNT OF RESERVE STORAGE
496	(1F0)	SIGNED	4	MCVBLKCT	PREVIOUS BLOCK COUNT OF RESERVE STORAGE
500	(1F4)	ADDRESS	4	MCVSWPAS	Address of user picked for MS2 in QSCECMP and REALSWAP
504	(1F8)	SIGNED	4	MCVOLDCL	The "base" low central storage threshold component
508	(1FC)	SIGNED	4	MCVOLDCO	The "base" OK central storage threshold component
512	(200)	SIGNED	4	MCVPTLMT	Processor threshold raising limit



Table 611. Structure MCT (continued)

Offset Dec	Offset Hex	Type	Len	Name(Dim)	Description
516	(204)	SIGNED	4	MCVLSD	Number of logical swap discretionary frames in the system compat mode only (ESA Mode Only, do not use in z/OS)
520	(208)	UNSIGNED	4	MCVMINDF	This is the minimum error between ASM system pageouts in progress received count and ASM pageouts in progress completed count
524	(20C)	SIGNED	4	MCVPGINS	Pages reserved for swap-ins from aux, not already included in primary or secondary working sets
528	(210)	SIGNED	4	MCVAVAIL	The number of Central and Expanded available frames for input to IRARMTSI
532	(214)	SIGNED	4	MCVUIC1	total number of UIC bucket 1 frames in the system
536	(218)	SIGNED	4	MCVUIC2	total number of UIC bucket 2 frames in the system
540	(21C)	SIGNED	4	MCVUIC3	total number of UIC bucket 3 frames in the system
544	(220)	SIGNED	4	MCVUIC4	total number of UIC bucket 4 frames in the system
548	(224)	SIGNED	4	MCVUIC1S	total number of UIC bucket 1 frames in the system adjusted by storage isolation
552	(228)	SIGNED	4	MCVUIC2S	total number of UIC bucket 2 frames in the system adjusted by storage isolation
556	(22C)	SIGNED	4	MCVUIC3S	total number of UIC bucket 3 frames in the system adjusted by storage isolation
560	(230)	SIGNED	4	MCVUIC4S	total number of UIC bucket 4 frames in the system adjusted by storage isolation
564	(234)	SIGNED	4	MCVUIC1C	number of UIC bucket 1 frames in the common area adjusted by storage isolation
568	(238)	SIGNED	4	MCVUIC2C	number of UIC bucket 2 frames in the common area adjusted by storage isolation
572	(23C)	SIGNED	4	MCVUIC3C	number of UIC bucket 3 frames in the common area adjusted by storage isolation
576	(240)	SIGNED	4	MCVUIC4C	number of UIC bucket 4 frames in the common area adjusted by storage isolation
580	(244)	SIGNED	2	MCTRSTORFLCANCELTIME	Max. time that a RstorFl request is allowed to be redriven in case of failure
582	(246)	SIGNED	2	MCCCBBT	Central/Fixed Below 16 meg Balance Threshold
584	(248)	SIGNED	4	MCVEUIC1	expanded storage uic bucket 1 (ESA Mode Only, do not use in z/OS)
588	(24C)	SIGNED	4	MCVEUIC2	expanded storage uic bucket 2 (ESA Mode Only, do not use in z/OS)
592	(250)	SIGNED	4	MCVEUIC3	expanded storage uic bucket 3 (ESA Mode Only, do not use in z/OS)
596	(254)	SIGNED	4	MCVEUIC4	expanded storage uic bucket 4 (ESA Mode Only, do not use in z/OS)
600	(258)	SIGNED	4	MCVEXWSD	Count of discretionary expanded storage frames (ESA Mode Only, do not use in z/OS)

Table 611. Structure MCT (continued)

Offset Dec	Offset Hex	Type	Len	Name(Dim)	Description
604	(25C)	SIGNED	4	MCVEUICC	Count of invocations of pr1 used to determine when to build expanded uic buckets (ESA Mode Only, do not use in z/OS)
608	(260)	SIGNED	4	MCVMXEUC	Number of pr1 invocation before expanded uic buckets are built (ESA Mode Only, do not use in z/OS)
612	(264)	UNSIGNED	4	MCVCMPIB	Base value for common pages paged in from aux (base for RCECOMPI)
616	(268)	UNSIGNED	2	MCVCUBD1	UIC bucket delimiter. Used to calculate the UIC buckets.
618	(26A)	UNSIGNED	2	MCVCUBD2	UIC bucket delimiter. Used to calculate the UIC buckets.
620	(26C)	UNSIGNED	2	MCVCUBD3	UIC bucket delimiter. Used to calculate the UIC buckets.
622	(26E)	SIGNED	2	*	reserved
624	(270)	SIGNED	2	*	reserved
626	(272)	SIGNED	2	MCVSHUIC	High UIC value for shared frames
628	(274)	SIGNED	4	MCVAFCMN	MINIMUM RCEAFC SAMPLED
632	(278)	SIGNED	4	MCVSTWSS	Protective processor storage target for shared area
636	(27C)	SIGNED	4	MCVSAUXB	Base for RceSgAux, count of shared area aux slots
640	(280)	SIGNED	4	MCVSUIC1	Shared area central UIC bucket
644	(284)	SIGNED	4	MCVSUIC2	Shared area central UIC bucket
648	(288)	SIGNED	4	MCVSUIC3	Shared area central UIC bucket
652	(28C)	SIGNED	4	MCVSUIC4	Shared area central UIC bucket
656	(290)	SIGNED	4	MCVSEUC1	Shared area expanded UIC bucket 1 (ESA Mode Only, do not use in z/OS)
660	(294)	SIGNED	4	MCVSEUC2	Shared area expanded UIC bucket 2 (ESA Mode Only, do not use in z/OS)
664	(298)	SIGNED	4	MCVSEUC3	Shared area expanded UIC bucket 3 (ESA Mode Only, do not use in z/OS)
668	(29C)	SIGNED	4	MCVSEUC4	Shared area expanded UIC bucket 4 (ESA Mode Only, do not use in z/OS)
672	(2A0)	SIGNED	4	MCTAFQSAMPLESTOTAL	Number of AFQ samples
676	(2A4)	SIGNED	4	MCTAFQSAMPLESLOW	Number of times AFQ is below low
ESAME EXTENSIONS @64BITSRM					
680	(2A8)	SIGNED	2	MCCUICUP	Interval (in seconds) at which UIC update processing is taking place. In ESA mode the value will be 1, in ESAME mode the value is 10. Note that in ESAME mode not necessarily all address space UICs are updated in one run. SRM may release the SRM lock in between and continue UIC update processing later (Do not use in z/OS V2)
682	(2AA)	SIGNED	2	MCCCONBT	UIC value, below which frames maybe stolen from CASTOUT(NO) hiperspaces (ESAME mode only) @64BITSRM

Table 611. Structure MCT (continued)

Offset Dec	Offset Hex	Type	Len	Name(Dim)	Description
684	(2AC)	SIGNED	4	MCCEMDIT	Maximum disabled time for STEAL and UIC Update processing before opening an enabled window in ESAME mode (srm_time units: 01x=1.024 milliseconds). The value is set in IEAVNP10 dependant on the mode, but the value will be used in ESAME mode only @64BITSRM
688	(2B0)	SIGNED	4	MCCMAXBT	Between 16M and 2G pageable storage shortage threshold count (ESAME mode only) @64BITSRM
692	(2B4)	SIGNED	4	MCCB2GCR	Between 16M and 2G pageable storage critical shortage threshold count (ESAME mode only) @64BITSRM
696	(2B8)	SIGNED	4	MCCB2GOK	Between 16M and 2G pageable storage OK threshold count (ESAME mode only) @64BITSRM
700	(2BC)	SIGNED	2	MCCQDRSV	Percentage of quad frame groups to be kept free. SRM invokes RSM quad frame steal processing if less than 5% (MCCQDRSV) of the number of allocated quad frame groups is available. (ESAME mode only) @64BITSRM
702	(2BE)	SIGNED	2	*	reserved
704	(2C0)	SIGNED	4	MCVOLDQF	Number of quad frame groups on the last change of RCEAFCL0/OK in RM2. Used by RM2 to adjust RCEAFCL0/OK and MCVOLDCL/CO
High Virtual Shared Area Monitoring and Large Frame flags					
708	(2C4)	BITSTRING	1	MCTSHMF	Monitoring flags
		1... ..		MCTSHM1	First level msg issued
		.1.. ..		MCTSHM2	Second level msg issued@WLMP64V
		..1. ....		MCTCOM1	First level msg issued
		...1 ....		MCTCOM2	Second level msg issued@LCOM64A
		.... 1...		MCTLRG1	First level msg issued
		.... .1..		MCTLRG2	Second level msg issued@LLAPAGC
		.... ..1.		MCTSCM1	First level msg issued
		.... ...1		MCTSCM2	Second level msg issued not yet used
709	(2C5)	BITSTRING	1	MCTTARGETINCREASED	
		1... ..		MCTAFQINCREASED	The AFQ targets where just increased
		.1.. ....		MCTBELOWAFQINCREASED	The AFQ below targets where just increased
		..1. ....		MCTABOVEAFQINCREASED	The AFQ above targets where just increased
		...1 111.		*	reserved
		.... ...1		MCTDRIVESTORAGETARGETADJUSTMENT	Force target recalculation
710	(2C6)	SIGNED	2	*	Reserved @WI298205C
712	(2C8)	SIGNED	4	*	Reserved
716	(2CC)	SIGNED	4	MCTBELOWSAMPLESTOTAL	Number of below samples below low
720	(2D0)	SIGNED	4	MCTBELOWSAMPLESLOW	Number of times below is
724	(2D4)	SIGNED	4	MCTABOVESAMPLESTOTAL	Number of above samples
728	(2D8)	SIGNED	4	MCTABOVESAMPLESLOW	Number of times above is below low

Table 611. Structure MCT (continued)

Offset Dec	Offset Hex	Type	Len	Name (Dim)	Description
UIC distribution percentage fields					
732	(2DC)	SIGNED	4	MCTUICDISTPERC1	Contains the frame distribution percentage for bucket 1
736	(2E0)	SIGNED	4	MCTUICDISTPERC2	Contains the frame distribution percentage for bucket 2
740	(2E4)	SIGNED	4	MCTUICDISTPERC3	Contains the frame distribution percentage for bucket 3
744	(2E8)	SIGNED	4	MCTUICDISTPERC4	Contains the frame distribution percentage for bucket 4
Auxiliary Storage Management fields					
748	(2EC)	SIGNED	4	*	Reserved
752	(2F0)	UNSIGNED	2	MCTIRA205ITARGET	Percentage at which target the message gets issued
System UIC fields					
754	(2F2)	UNSIGNED	2	MCTMINSYSTEMUIC	Minimum System UIC
756	(2F4)	UNSIGNED	2	MCTCURSYSTEMUIC	Current System UIC
758	(2F6)	UNSIGNED	2	MCTMAXSYSTEMUIC	Maximum System UIC
760	(2F8)	SIGNED	4	MCTSWAPSIZE	Maximum working set size SRM will swap (Do not use in z/OS V2)
764	(2FC)	SIGNED	2	MCTREALSWAPCANCELTIME	Max. time that a REALSWAP or TRANSWAP request is allowed to be redriven in case of failure
766	(2FE)	UNSIGNED	1	MCTFIXEDSTORAGESHORTAGETYPE	Contains the shortage type, which is also issued in message IRA400E/IRA401E
767	(2FF)	UNSIGNED	1	MCTSTORAGETARGETADJUSTMENT	RM2 cycle count, used for storage target adjustments
768	(300)	SIGNED	4	MCTBELOWAFQMN	Minimum RCEPB AFC plus RCENBAFCC average
772	(304)	SIGNED	4	MCTABOVEAFQMN	Minimum RCEPAAFC plus RCENAAFCC average
Fields for WTOR IRA420D processing					
776	(308)	SIGNED	4	MCTWTOR1ECB	ECB for WTOR 1
780	(30C)	SIGNED	4	MCTWTOR2ECB	ECB for WTOR 2
784	(310)	ADDRESS	4	MCTFSAA	Pointer to FSAA
788	(314)	ADDRESS	4	MCTASAA	Pointer to ASAA
792	(318)	BITSTRING	4	MCTWTORFLAGS	WTOR processing flags
792	(318)	BITSTRING	1	MCTWTOR1FLAGS	WTOR 1 processing flags
		1... ....		MCTWTOR1MASTERACTIVE	WTOR active indicator
		.1.. ....		MCTWTOR1START	Start Request
		..1. ....		MCTWTOR1STOP	Stop Request
		...1 111.		*	reserved
		.... ..1		MCTWTOR1DELAY	Delay the next WTOR
793	(319)	BITSTRING	1	MCTWTOR2FLAGS	WTOR 2 processing flags
		1... ....		MCTWTOR2MASTERACTIVE	WTOR active indicator
		.1.. ....		MCTWTOR2START	Start Request

Table 611. Structure MCT (continued)

Offset Dec	Offset Hex	Type	Len	Name (Dim)	Description
		..1. ....		MCTWTOR2STOP	Stop Request
		...1 111.		*	reserved
		.... ...1		MCTWTOR2DELAY	Delay the next WTOR
794	(31A)	BITSTRING	2	MCTWTOR3FLAGS	reserved
Global Storage Management percentages					
796	(31C)	UNSIGNED	1	MCTRELIEVEPERC	relieve percentage
797	(31D)	UNSIGNED	1	MCTAPPLPERC	Application percentage
798	(31E)	UNSIGNED	2	*	reserved
Warning level percentage ...					
800	(320)	UNSIGNED	1	MCTWARNINGB16PERC	below 16M
801	(321)	UNSIGNED	1	MCTWARNINGB2GPERC	between 16M and 2G
802	(322)	UNSIGNED	1	MCTWARNINGTOTPERC	all real
803	(323)	UNSIGNED	1	MCTWARNINGDRFPERC	all real and DREF
Warning level in frames ...					
804	(324)	SIGNED	4	MCTWARNINGB16	below 16M
808	(328)	SIGNED	4	MCTWARNINGB2G	between 16M and 2G
812	(32C)	SIGNED	4	MCTWARNINGTOT	all real
816	(330)	SIGNED	4	MCTWARNINGDRF	all real and DREF
820	(334)	UNSIGNED	2	*	reserved
822	(336)	UNSIGNED	1	MCTFIXEDSHORTAGELEVEL	Fixed storage shortage level
823	(337)	BITSTRING	1	MCTFIXEDFL	Fixed Storage Flags
		1... ....		MCTFIXEDCULPRITPROCESSINGNEEDED	Fixed storage culprit processing needed
		.111 1111		*	Reserved
824	(338)	SIGNED	4	MCTAVERAGEFIXEDINCREASE	Average virtual storage increase
828	(33C)	SIGNED	4	MCTFRAMESFIXED	Number of frames fixed at the last STFVS invocation
Fixed storage management timestamps @LHIAUXA					
832	(340)	UNSIGNED	8	MCTIRA405IISUETIME	When the last IRA405I message got issued (RmctxToc format)
840	(348)	UNSIGNED	8	MCTFXSAPPLWARNINGTIME	When we entered the Appl warning processing the last time (RmctxToc format)
848	(350)	UNSIGNED	8	MCTFXSSHORTAGETIME	When we entered the normal shortage processing the last time (RmctxToc format)
856	(358)	UNSIGNED	8	MCTCRITFXSSHORTAGETIME	When we entered the crit. shortage processing the last time (RmctxToc format)
Auxiliary storage management timestamps					
864	(360)	UNSIGNED	8	MCTIRA205IISUETIME	When the last IRA205I message got issued (RmctxToc format)

Table 611. Structure MCT (continued)

Offset Dec	Offset Hex	Type	Len	Name (Dim)	Description
872	(368)	UNSIGNED	8	MCTAUXAPPLWARNINGTIME	When we entered the Appl warning processing the last time (RmctxToc format)
880	(370)	UNSIGNED	8	MCTAUXSHORTAGETIME	When we entered the normal shortage processing the last time (RmctxToc format)
888	(378)	UNSIGNED	8	MCTCRITAUXSHORTAGETIME	When we entered the crit. shortage processing the last time (RmctxToc format)
Available Frame Queue Shortage timestamp					
896	(380)	UNSIGNED	8	MCTAFQSHORTAGETIME	When we saw the last time a AFQ shortage (RmctxToc format)
Application Warning level in frames ...					
904	(388)	SIGNED	4	MCTAPPLWARNB16	below 16M
908	(38C)	SIGNED	4	MCTAPPLWARNB2G	between 16M and 2G
912	(390)	SIGNED	4	MCTAPPLWARNTOT	all real
916	(394)	SIGNED	4	MCTAPPLWARNDRF	all real and DREF
Application Warning relieve level in frames ...					
920	(398)	SIGNED	4	MCTAPPLWARNRELB16	below 16M
924	(39C)	SIGNED	4	MCTAPPLWARNRELB2G	between 16M and 2G
928	(3A0)	SIGNED	4	MCTAPPLWARNRELTOT	all real
932	(3A4)	SIGNED	4	MCTAPPLWARNRELDRF	all real and DREF
936	(3A8)	SIGNED	4	MCTRAXQUOTPROTECTEDFRAMES	Number of frames with a RaxQuot value in the system
940	(3AC)	SIGNED	4	MCTPROTECTEDSTORAGE	Number of protected frames in the system
944	(3B0)	SIGNED	4	MCTPAGEABLESTORAGE	Number of pageable frames in the system
948	(3B4)	UNSIGNED	1	MCTINCREASEB16	High threshold for % of time running out of Central below 16M (Note: field is actually in tenth of a percent!!)
949	(3B5)	UNSIGNED	1	MCTINCREASEB2G	High threshold for % of time running out of Central between 16M and 2G (Note: field is actually in tenth of a percent!!)
950	(3B6)	UNSIGNED	1	MCTINCREASETOT	High threshold for % of time running out of Central all real (Note: field is actually in tenth of a percent!!)
951	(3B7)	UNSIGNED	1	MCTINCREASEDRF	reserved
952	(3B8)	CHARACTER	72	*	reserved
1024	(400)	CHARACTER	0	MCTEND	END OF MCT End of this block

Table 612. Cross Reference for MCT

Name	Offset	Hex Tag
MCCABOVEPERCENTAGE	95	
MCCABOVESHORTAGETHRESHOLD	9E	
MCCAECLO	182	
MCCAECOK	184	

Table 612. Cross Reference for MCT (continued)

Name	Offset	Hex Tag
MCCAFCL0	FC	
MCCAFCK	FE	
MCCAPCPT	46	
MCCASMT1	68	
MCCASMT2	6A	
MCCASPCT	6E	
MCCAVQTH	FC	
MCCBELOWPERCENTAGE	94	
MCCBELOWSHORTAGETHRESHOLD	9C	
MCCB16CR	128	
MCCB16OK	130	
MCCB2GCR	2B4	
MCCB2GHI	18E	
MCCB2GOK	2B8	
MCCBBT	246	
MCCCONBT	2AA	
MCCDEFAM	174	
MCCDEFFX	110	
MCCDFREC	42	
MCCDFRPC	40	
MCCDRFCR	1BC	
MCCDRFOK	1C0	
MCCDUMP	48	
MCCENDIT	2AC	
MCCEND	6C	
MCCESBMP	186	
MCCESSTH	196	
MCCES0HI	191	
MCCES0LO	190	
MCCETGHT	180	
MCCE39PL	50	
MCCFSIDI	18F	
MCCFXBCO	1EA	
MCCFXBPR	58	
MCCFXEPR	114	
MCCFXTM1	104	
MCCFXTM2	108	
MCCFXTPR	112	
MCCFXUIC	B4	

Table 612. Cross Reference for MCT (continued)

Name	Offset	Hex Tag
MCCICSPL	4C	
MCCLIPT	6D	
MCCLSWUP	BC	
MCCMAXBT	2B0	
MCCMAXFX	120	
MCCMAXSW	1DC	
MCCMEDDN	11A	
MCCMEDUP	118	
MCCMGTEX	178	
MCCMS100	4	
MCCMS101	8	
MCCMS102	C	
MCCMS103	AC	
MCCMS104	F8	
MCCMS500	30	
MCCMS501	34	
MCCMS6L	144	
MCCMS700	1A0	
MCCMXRIS	19E	
MCCNCDEL	C6	
MCCNCLIM	C4	
MCCNCMAX	C8	
MCCOUCBL	54	
MCCPLUS	38	
MCCPPSBF	188	
MCCQDRSV	2BC	
MCCRELCR	124	
MCCRELOK	12C	
MCCRQSVL	4E	
MCCRSDL	52	
MCCRSPCT	6F	
MCCR19	EC	
MCCR23	1D4	
MCCSIETH	E4	
MCCSIGTR	18B	
MCCSIPRT	3E	
MCCSIWDI	E2	
MCCSIWDL	E0	
MCCSPCPT	44	



Table 612. Cross Reference for MCT (continued)

Name	Offset	Hex Tag
MCCSTGT	1E8	
MCCSWDEL	CC	
MCCSWLIM	CA	
MCCSWMAX	CE	
MCCSWPET	17C	
MCCSWUPT	18C	
MCCTOSEC	1E4	
MCCUICMX	1B4	
MCCUICTH	100	
MCCUICUP	2A8	
MCT	0	
MCTABOVEAFQINCREASED	2C5	20
MCTABOVEAFQMN	304	
MCTABOVESAMPLESLOW	2D8	
MCTABOVESAMPLESTOTAL	2D4	
MCTAFCINCREASE	116	
MCTAFQCOUNT	97	
MCTAFQENF55ISSUED	A8	08
MCTAFQINCREASED	2C5	80
MCTAFQSAMPLESLOW	2A4	
MCTAFQSAMPLESTOTAL	2A0	
MCTAFQSHORTAGETIME	380	
MCTAMS2	A9	10
MCTAPPLPERC	31D	
MCTAPPLWARNB16	388	
MCTAPPLWARNB2G	38C	
MCTAPPLWARNDRF	394	
MCTAPPLWARNRELB16	398	
MCTAPPLWARNRELB2G	39C	
MCTAPPLWARNRELDRF	3A4	
MCTAPPLWARNRELTOT	3A0	
MCTAPPLWARNTOT	390	
MCTASAA	314	
MCTASMA	A9	20
MCTASMFL	5F	
MCTASMW	A8	10
MCTASM1	A9	80
MCTASM2	A9	40
MCTAUXAPPLWARNINGTIME	368	

Table 612. Cross Reference for MCT (continued)

Name	Offset	Hex Tag
MCTAUXSHORTAGETIME	370	
MCTAVERAGEFIXEDINCREASE	338	
MCTAVERAGEVIRTINCREASE	60	
MCTAVQ1	A8	20
MCTBELOWAFQINCREASED	2C5	40
MCTBELOWAFQMN	300	
MCTBELOWSAMPLESLOW	2D0	
MCTBELOWSAMPLESTOTAL	2CC	
MCTB16SH	AB	20
MCTB2GSH	AB	01
MCTCFLGS	AB	
MCTCOM1	2C4	20
MCTCOM2	2C4	10
MCTCRITAUXSHORTAGETIME	378	
MCTCRITFXSSHORTAGETIME	358	
MCTCURSYSTEMUIC	2F4	
MCTDASDW	5F	40
MCTDASD1	5F	20
MCTDASD2	5F	10
MCTDIRECTPOFACTOR	56	
MCTDRIVESTORAGETARGETADJUSTMENT	2C5	01
MCTDRSHT	AB	10
MCTDUMPACTIVE	19D	01
MCTEFLGS	19C	
MCTEFLG1	19D	
MCTEND	400	
MCTESNA	19C	10
MCTEST00	19C	08
MCTEUICS	19C	02
MCTFIXEDCULPRITPROCESSINGNEEDED	337	80
MCTFIXEDFL	337	
MCTFIXEDSHORTAGELEVEL	336	
MCTFIXEDSTORAGESHORTAGETYPE	2FE	
MCTFRAMESFIXED	33C	
MCTFSAA	310	
MCTFXA	AA	80
MCTFXMPL	AA	08
MCTFXSAPPLWARNINGTIME	348	
MCTFXSSHORTAGETIME	350	

Table 612. Cross Reference for MCT (continued)

Name	Offset	Hex Tag
MCTFX1	A9	02
MCTFX2	A9	01
MCTHIGHPAGINGRATE	A8	01
MCTINCREASEB16	3B4	
MCTINCREASEB2G	3B5	
MCTINCREASEDRF	3B7	
MCTINCREASETOT	3B6	
MCTIRA205IISUETIME	360	
MCTIRA205ITARGET	2F0	
MCTIRA265IISUETIME	18	
MCTIRA405IISUETIME	340	
MCTLGAVQ	AA	02
MCTLRG1	2C4	08
MCTLRG2	2C4	04
MCTMAXSYSTEMUIC	2F6	
MCTMCT	0	
MCTMCTX	F0	
MCTMIGCN	19C	80
MCTMIGTU	19C	01
MCTMINSYSTEMUIC	2F2	
MCTNDISP	AA	40
MCTOFLGS	A9	
MCTOFLG1	AA	
MCTOVRMX	19C	40
MCTOVRSI	19C	20
MCTPAGEABLESTORAGE	3B0	
MCTPEND	19D	20
MCTPREFENF55ISSUED	20	80
MCTPREFFLAGS	20	
MCTPREFSHORTAGE	20	01
MCTPREFSHORTAGECOUNT	22	
MCTPREFSHORTAGETIME	28	
MCTPREFSHORTAGETYPE	21	
MCTPROTECTEDSTORAGE	3AC	
MCTPVTI	AB	08
MCTRAXQUOTPROTECTEDFRAMES	3A8	
MCTREALSWAPCANCELTIME	2FC	
MCTREDRIVERREQUEST	19D	80
MCTRELIEVEPERC	31C	

Table 612. Cross Reference for MCT (continued)

Name	Offset	Hex Tag
MCTRLSHT	AB	40
MCTRSTORFLCANCELTIME	244	
MCTRSVB1	19D	40
MCTRSVB2	19D	10
MCTRSVB5	AB	04
MCTRSVB6	AB	02
MCTRSVB7	19C	04
MCTRSV04	18A	
MCTSCBT	AA	01
MCTSCM1	2C4	02
MCTSCM2	2C4	01
MCTSDUMPINIT	1A4	
MCTSFLGS	A8	
MCTSHMF	2C4	
MCTSHM1	2C4	80
MCTSHM2	2C4	40
MCTSHORT	AB	80
MCTLOTSALLOCATED	10	
MCTSMS1	A9	08
MCTSMS2	A9	04
MCTSQAE	AA	10
MCTSQA1	A8	80
MCTSQA2	A8	40
MCTSTMACREATETIME	168	
MCTSTORAGEMONITORING	19D	08
MCTSTORAGEMONITORINGAREAALLOCATED	19D	04
MCTSTORAGETARGETADJUSTMENT	2FF	
MCTSWAPSIZE	2F8	
MCTTARGETINCREASED	2C5	
MCTUICDISTPERC1	2DC	
MCTUICDISTPERC2	2E0	
MCTUICDISTPERC3	2E4	
MCTUICDISTPERC4	2E8	
MCTUPPERFXSMP LTHR	170	
MCTUPPERFXSTHR	11C	
MCTVIRT CULPRIT PROCESSING NEEDED	5F	80
MCTVIRT SHORTAGE LEVEL	5E	
MCTWARNINGB16	324	
MCTWARNINGB16PERC	320	

Table 612. Cross Reference for MCT (continued)

Name	Offset	Hex Tag
MCTWARNINGB2G	328	
MCTWARNINGB2GPERC	321	
MCTWARNINGDRF	330	
MCTWARNINGDRFPERC	323	
MCTWARNINGTOT	32C	
MCTWARNINGTOTPERC	322	
MCTWTOR	AA	20
MCTWTORAUTO	AA	04
MCTWTORFLAGS	318	
MCTWTOR1DELAY	318	01
MCTWTOR1ECB	308	
MCTWTOR1FLAGS	318	
MCTWTOR1MASTERACTIVE	318	80
MCTWTOR1START	318	40
MCTWTOR1STOP	318	20
MCTWTOR2DELAY	319	01
MCTWTOR2ECB	30C	
MCTWTOR2FLAGS	319	
MCTWTOR2MASTERACTIVE	319	80
MCTWTOR2START	319	40
MCTWTOR2STOP	319	20
MCTWTOR3FLAGS	31A	
MCVAECMN	198	
MCVAFCMN	274	
MCVASMCT	13E	
MCVAVAIL	210	
MCVAVQC	88	
MCVAVQLT	1E0	
MCVBLKCT	1F0	
MCVBYTCT	1EC	
MCVCAPWS	140	
MCVCHUIC	B6	
MCVCMPIB	264	
MCVCSACV	10C	
MCVCUBD1	268	
MCVCUBD2	26A	
MCVCUBD3	26C	
MCVCURCT	D8	
MCVDFPGC	BE	

Table 612. Cross Reference for MCT (continued)

Name	Offset	Hex Tag
MCVDOMQP	1B0	
MCVESSCT	194	
MCVESWB	98	
MCVES0CT	192	
MCVEUICC	25C	
MCVEUIC1	248	
MCVEUIC2	24C	
MCVEUIC3	250	
MCVEUIC4	254	
MCVEXWSD	258	
MCVFMCT	1D0	
MCVFPT	1B8	
MCVFRCNT	86	
MCVHUICE	BA	
MCVINC	D4	
MCVLSD	204	
MCVMAXCT	DC	
MCVMEDFC	13C	
MCVMGAGE	14C	
MCVMGCNT	160	
MCVMGTME	158	
MCVMIGB	E8	
MCVMINDF	208	
MCVMSGPT	1AC	
MCVMXEUC	260	
MCVNWSMB	8C	
MCVOLDCL	1F8	
MCVOLDCO	1FC	
MCVOLDEL	148	
MCVOLDEO	C0	
MCVOLDQF	2C0	
MCVPGINS	20C	
MCVPR50U	154	
MCVPR9TG	150	
MCVPTLMT	200	
MCVPVTRI	B8	
MCVRELDL	1A8	
MCVSAUXB	27C	
MCVSBFXA	138	

Table 612. Cross Reference for MCT (continued)

Name	Offset	Hex Tag
MCVSBFXC	134	
MCVSBLTF	13A	
MCVSECWS	164	
MCVSEUC1	290	
MCVSEUC2	294	
MCVSEUC3	298	
MCVSEUC4	29C	
MCVSHUIC	272	
MCVSIBP	78	
MCVSIBT	7C	
MCVSICM	6C	40
MCVSIFLG	6C	
MCVSIPG	6C	80
MCVSIPH	76	
MCVSIPI	6C	10
MCVSIPL	74	
MCVSIPR	80	
MCVSIWH	1CC	
MCVSIWL	1C8	
MCVSIWS	6C	20
MCVSMXCT	D0	
MCVSTCRI	84	
MCVSTGPT	70	
MCVSTWSS	278	
MCVSUIC1	280	
MCVSUIC2	284	
MCVSUIC3	288	
MCVSUIC4	28C	
MCVSWPAS	1F4	
MCVSWUPD	146	
MCVTMINQ	B0	
MCVTWSS	1C4	
MCVUIC1	214	
MCVUIC1C	234	
MCVUIC1S	224	
MCVUIC2	218	
MCVUIC2C	238	
MCVUIC2S	228	
MCVUIC3	21C	

Table 612. Cross Reference for MCT (continued)

Name	Offset	Hex Tag
MCVUIC3C	23C	
MCVUIC3S	22C	
MCVUIC4	220	
MCVUIC4C	240	
MCVUIC4S	230	
MCVWRAPS	15C	
MCVWSMB	90	

## MDB information

### MDB programming interface information

MDB is a programming interface.

### MDB heading information

<b>Common name:</b>	Message Data Block (MDB)
<b>Macro ID:</b>	IEAVM105
<b>DSECT name:</b>	MDB, MDBG, MDBSCP, or MDBT
<b>Owning component:</b>	Consoles (SC1CK)
<b>Eye-catcher ID:</b>	MDB Offset: 4 Length: 4
<b>Storage attributes:</b>	Subpool: N/A Key: N/A Residency: Message data space for the address space which owns the Extended MCS Console.
<b>Size:</b>	160 bytes
<b>Created by:</b>	Various users
<b>Pointed to by:</b>	N/A
<b>Serialization:</b>	N/A
<b>Function:</b>	This is an architected structure consisting of a header and a combination of substructures known as objects (i.e. general, control program and text objects). It is used for message text (WTO/R) and DOMs.

### MDB mapping

Table 613. Structure MDB

Offset Dec	Offset Hex	Type	Len	Name(Dim)	Description
0	(0)	STRUCTURE	0	MDB	START OF MDB HEADER
0	(0)	SIGNED	2	MDBLEN	MDB length



Table 613. Structure MDB (continued)

Offset Dec	Offset Hex	Type	Len	Name (Dim)	Description
2	(2)	CHARACTER	2	MDBTYPE	MDB type
		.... ...1		MDBTYP1	"X'0001" Type for MDB Type 1
4	(4)	CHARACTER	4	MDBMID	Acronym 'MDB '
8	(8)	BITSTRING	4	MDBVER	Revision code
		.... ...1		MDBVER1	"X'00000001" Revision code 1
8	(8)	X'1'	0	MDBVID	"MDBVER1" Current revision code
8	(8)	X'C'	0	MDBHLEN	"*-MDB" Length of MDB Header section

Table 614. Structure MDBG

Offset Dec	Offset Hex	Type	Len	Name (Dim)	Description
0	(0)	STRUCTURE	0	MDBG	General Object Section
0	(0)	SIGNED	2	MDBGLEN	General object length
2	(2)	CHARACTER	2	MDBGTYPE	General object type
		.... ...1		MDBGOBJ	"X'0001" Type for general object
4	(4)	BITSTRING	4	MDBGMID(0)	Message ID
4	(4)	CHARACTER	1	MDBGSYID	System ID
5	(5)	BITSTRING	3	MDBGSEQ	Sequence Number
8	(8)	CHARACTER	8	MDBGTIMH	Time stamp HH.MM.SS format
16	(10)	CHARACTER	3	MDBGTIMT	Time stamp .TH format
19	(13)	CHARACTER	1	MDBGRSV1	Reserved
20	(14)	CHARACTER	7	MDBGDSTP	Date stamp
27	(1B)	CHARACTER	1	MDBGRSV2	Reserved
28	(1C)	BITSTRING	2	MDBGMFLG	Message flags
28	(1C)	BITSTRING	0	MBGDOM	"X'8000" DOM bit. If this bit is on it indicates that this MDB is for a DOM. The DOM information can be found in the DOM flags in the control program object (MDBDOMFL)
28	(1C)	BITSTRING	0	MDBGALRM	"X'4000" Sound warning alarm (processor controller only)
28	(1C)	BITSTRING	0	MDBGHOLD	"X'2000" Hold bit, Hold message until DOMed or deleted via other external means
30	(1E)	CHARACTER	2	MDBGRSV3	Reserved

The constants for the following fields can be found in section  
PRESENTATION ATTRIBUTES EQUATES

32	(20)	BITSTRING	4	MDBGFGPA(0)	Foreground presentation attributes
32	(20)	BITSTRING	1	MDBGFCON	Foreground control field
33	(21)	BITSTRING	1	MDBGFCOL	Foreground color field
34	(22)	BITSTRING	1	MDBGFHIL	Foreground highlighting
35	(23)	BITSTRING	1	MDBGFINT	Foreground intensity
36	(24)	BITSTRING	4	MDBGBGPA(0)	Background presentation attributes
36	(24)	BITSTRING	1	MDBGBCON	Background control field
37	(25)	BITSTRING	1	MDBGBCOL	Background color field
38	(26)	BITSTRING	1	MDBGBHIL	Background highlighting
39	(27)	BITSTRING	1	MDBGBINT	Background intensity
40	(28)	CHARACTER	8	MDBGOSNM	Originating system name

Table 614. Structure MDBG (continued)

Offset Dec	Offset Hex	Type	Len	Name(Dim)	Description
48	(30)	CHARACTER	8	MDBGJBNM	Job name

Table 615. Structure MDBSCP

Offset Dec	Offset Hex	Type	Len	Name(Dim)	Description
0	(0)	STRUCTURE	0	MDBSCP	Control Program Section
0	(0)	SIGNED	2	MDBCLEN	Control program object length
2	(2)	CHARACTER	2	MDBCTYPE	Object type
		.... ..1.		MDBC OBJ	"X'0002'" Type for control prog object
4	(4)	CHARACTER	16	MBCPROD(0)	Originating system identifier
4	(4)	BITSTRING	4	MBCVER	MVS CP object version level
8	(8)	CHARACTER	4	MBCPNAM	Control Program name ("MVS")
12	(C)	CHARACTER	8	MBCFMID	FMID of originating system
		.... ..1		MBCVER1	"X'0000001'" MVS CP object version 1
		.... ..1.		MBCVER2	"X'0000002'" JBB4422 object version 2
		.... ..11		MBCVER3	"X'0000003'" OY65627 object version 3
		.... ..1..		MBCVER4	"X'0000004'" HBB5510 object version 4
		.... ..1.1		MBCVER5	"X'0000005'" HBB5520 object version 5
		...1 ....		MBCV10	"X'0000010'" Structurally equivalent ot HBB5520 with OW20064 (430)
		..1. ....		MBCV20	"X'0000020'" Structurally equivalent ot HBB5520 with OW20064 (510)
		..11 ....		MBCV30	"X'0000030'" HBB5520 object with OW20064
		.1.1 ....		MBCV50	"X'0000050'" HBB7750 level
		.111 ....		MBCV70	"X'0000070'" HBB7770 level
12	(C)	X'70'	0	MBCVID	"MBCV70" Current MVS CP object version
12	(C)	X'E5E240'	0	MBCMVS	"C'MVS '" Control Program name
20	(14)	CHARACTER	16	MBCERC	Routing codes 1st bit = Route Code 1 2nd bit = Route Code 2 . . . 128th bit = Route Code 128
36	(24)	CHARACTER	2	MBCDESC(0)	Descriptor codes
36	(24)	CHARACTER	1	MDBDESC1	Descriptor codes byte 1
		1... ....		MDBDESCA	"X'80'" System failure
		.1.. ....		MDBDESCB	"X'40'" Immediate action required
		..1. ....		MDBDESCC	"X'20'" Eventual action required
		...1 ....		MDBDESCD	"X'10'" System status
		.... 1...		MDBDESCE	"X'08'" Immediate command response
		.... .1..		MDBDESCF	"X'04'" Job status
		.... ..1.		MDBDESCG	"X'02'" Application program/processor
		.... ...1		MDBDESCH	"X'01'" Out-of-line
37	(25)	CHARACTER	1	MDBDESC2	Descriptor codes byte 2
		1... ....		MDBDESCI	"X'80'" Operator's request
		.1.. ....		MDBDESCJ	"X'40'" Reserved

Table 615. Structure MDBSCP (continued)

Offset Dec	Offset Hex	Type	Len	Name(Dim)	Description
		..1. ....		MDBDESCK	"X'20'" Critical eventual action
		...1 ....		MDBDESCL	"X'10'" Important Information
		.... 1...		MDBDESCM	"X'08'" Previously automated
		.... .1..		MDBDESCN	"X'04'" Reserved
		.... ..1.		MDBDESCO	"X'02'" Reserved
		.... ...1		MDBDESCP	"X'01'" Reserved
38	(26)	CHARACTER	2	MDBCMLVL(0)	Message level
38	(26)	CHARACTER	1	MDBMLVL1	Message level byte 1
		1... ....		MDBMLR	"X'80'" WTOR
		.1.. ....		MDBMLIA	"X'40'" Immediate action
		..1. ....		MDBMLCE	"X'20'" Critical eventual action
		...1 ....		MDBMLE	"X'10'" Eventual action
		.... 1...		MDBMLI	"X'08'" Informational
		.... .1..		MDBMLBC	"X'04'" Broadcast
		.... ..1.		MDBMLRSG	"X'02'" Reserved
		.... ...1		MDBMLRSH	"X'01'" Reserved
39	(27)	CHARACTER	1	MDBMLVL2	Message level byte 2
		1... ....		MDBMLRSI	"X'80'" Reserved
		.1.. ....		MDBMLRSJ	"X'40'" Reserved
		..1. ....		MDBMLRSK	"X'20'" Reserved
		...1 ....		MDBMLRSL	"X'10'" Reserved
		.... 1...		MDBMLRSM	"X'08'" Reserved
		.... .1..		MDBMLRSN	"X'04'" Reserved
		.... ..1.		MDBMLRSO	"X'02'" Reserved
		.... ...1		MDBMLRSP	"X'01'" Reserved
40	(28)	CHARACTER	2	MDBCATTR(0)	Message Attribute flags
40	(28)	CHARACTER	1	MDBCATT1	First byte of attributes
		1... ....		MDBCSUPP	"X'80'" Message is suppressed
		.1.. ....		MDBCMCSC	"X'40'" Message is command response
		..1. ....		MDBCAUTH	"X'20'" Message issued by authorized program
		...1 ....		MDBCRETN	"X'10'" Message is retained by AMRF
		.... 1...		MDBCSPVD	"X'08'" WQE Backlog Message
		.... .1..		MDBCQNLV	"X'04'" Console only
41	(29)	CHARACTER	1	MDBCATT2	Second byte of attributes
42	(2A)	SIGNED	2	MBCRSV7	Reserved
44	(2C)	SIGNED	2	MBCRSV5	Reserved
46	(2E)	SIGNED	2	MBCASID	ASID of issuer
48	(30)	ADDRESS	4	MDBCTCB	Job Step TCB for issuer
52	(34)	BITSTRING	4	MDBCTOKN	Token (for DOM)
56	(38)	BITSTRING	1	MBCSYID	System ID (for DOM)
57	(39)	BITSTRING	1	MDBDOMFL	DOM flags
		1... ....		MDBDMSGI	"X'80'" DOM by message id (can be found in MDBGMID)
		.1.. ....		MDBDSYSI	"X'40'" DOM by system ID
		..1. ....		MDBDASID	"X'20'" DOM by ASID

Table 615. Structure MDBSCP (continued)

Offset Dec	Offset Hex	Type	Len	Name(Dim)	Description
		...1 ....		MDBDJTCB	"X'10'" DOM by job step TCB
		.... 1...		MDBDTOKN	"X'08'" DOM by token
		.... .1..		MDBDNORM	"X'04'" This is a Normal DOM
58	(3A)	BITSTRING	1	MDBCmisc	Miscellaneous Routing Info
		1... ....		MDBCRSV2	"X'80'" Reserved. Was MDBCUD
		.1.. ....		MDBCRSV3	"X'40'" Reserved. Was MDBCfUD0
		..1. ....		MDBRSV18	"X'20'" Reserved - was MDBCfID0 (Queue by ID only)
		...1 ....		MDBCAUT	"X'10'" Queue by automation
		.... 1...		MDBCHC	"X'08'" Queue by hardcopy
		.... .1..		MDBCINTC	"X'04'" Receiving INTIDS (Console ID zero)
		.... ..1.		MDBCUNKC	"X'02'" Receiving UNKNIDS (Unknown Console IDs)
59	(3B)	BITSTRING	1	MDBCMS2	Miscellaneous OPERLOG info
		1... ....		MDBCOCMD	"X'80'" Echo operator command
		.1.. ....		MDBCICMD	"X'40'" Echo internal command
		..1. ....		MDBCWTL	"X'20'" Result of WTL macro
		...1 ....		MDBCOPON	"X'10'" MDB has been sent from USS
60	(3C)	CHARACTER	8	MDBC0JID	Originating Job ID
68	(44)	CHARACTER	8	MDBCKEY	Retrieval key (Source: WTO)
76	(4C)	CHARACTER	8	MDBCAUTO	Automation token
84	(54)	CHARACTER	8	MDBCCART	Command and Response Token (Source: WTO)
92	(5C)	CHARACTER	4	MDBCCNID	4-Byte Console ID Note: This console id may not have a console name associated with it. The console id itself may not correspond to a real console. Console ids 00FFFFFFx and 000000FFx are examples of this.
96	(60)	CHARACTER	2	MDBCMSGT(0)	Message type
96	(60)	BITSTRING	1	MDBCMGT1	First byte of message type flags
		1... ....		MDBMSGTA	"X'80'" Display jobnames
		.1.. ....		MDBMSGTB	"X'40'" Display status
		..1. ....		MDBMSGTC	"X'20'" Monitor active
		...1 ....		MDBMSGTD	"X'10'" Indicates existence of QID field in WPL (AOS/1)
		.... 1...		MDBRSV13	"X'08'" Reserved
		.... .1..		MDBMSGTF	"X'04'" Monitor SESS
		.... ..1.		MDBRSV14	"X'02'" Reserved
		.... ...1		MDBRSV15	"X'01'" Reserved
97	(61)	BITSTRING	1	MDBCMGT2	Second byte of message type flags
98	(62)	SIGNED	2	MDBCRPYL	Reply ID Length
100	(64)	CHARACTER	8	MDBCRPYI	Reply ID (EBCDIC representation)
108	(6C)	CHARACTER	2	MDBCTOFF2	Like MDBCTOFF but allows for non- auth, non-action message
110	(6E)	CHARACTER	2	MDBCTOFF	Offset in the message text field of the beginning of the msg
112	(70)	BITSTRING	4	MDBCRPYB	Reply ID (Binary representation)
116	(74)	CHARACTER	1	MDBCAREA	Area ID

Table 615. Structure MDBSCP (continued)

Offset Dec	Offset Hex	Type	Len	Name(Dim)	Description
117	(75)	SIGNED	1	MDB_AUTOR_REPLY_LEN	Reply length for auto-reply
118	(76)	BITSTRING	4	MDBCLCNT	Number of lines in message
122	(7A)	CHARACTER	8	MDBCOJBN	Originating job name
130	(82)	CHARACTER	8	MDBCSPLX	Sysplex name
138	(8A)	CHARACTER	4	MDBCXMOD(0)	Copy of request flags (CTXTRFLG) from the WTO user exit interface
138	(8A)	CHARACTER	3	MDBCRFLG(0)	Comm Task user exit requests
138	(8A)	BITSTRING	1	MDBCRFB1	Request flags byte one
		1... ....		MDBCRCMT	"X'80'" Message text was changed
		.1.. ....		MDBCRCRC	"X'40'" Routing code(s) were changed
		..1. ....		MDBCRCDC	"X'20'" Descriptor code(s) were changed
		...1 ....		MDBCRQPC	"X'10'" Queued to a particular active console
		.... 1...		MDBRSV17	"X'08'" Reserved - was MDBCRQUN (Queue to a particular console unconditionally)
		.... .1..		MDBCRQRC	"X'04'" Queued by routing codes only
		.... ..1.		MDBRSV16	"X'02'" Reserved - was MDBCRCCN (1-byte console ID was changed)
		.... ...1		MDBCRPML	"X'01'" Minor lines were processed
139	(8B)	BITSTRING	1	MDBCRFB2	Request flags byte two
		1... ....		MDBCRDTM	"X'80'" Message was deleted
		.1.. ....		MDBCROMS	"X'40'" MPF suppression Overrided
		..1. ....		MDBCRFHC	"X'20'" Hardcopy forced
		...1 ....		MDBCRNHC	"X'10'" No hardcopy forced
		.... 1...		MDBCRHCO	"X'08'" Only hardcopy forced
		.... .1..		MDBCRBCA	"X'04'" Broadcasted message to active consoles
		.... ..1.		MDBCRBCN	"X'02'" Did not broadcast message to active consoles
		.... ...1		MDBCRNRT	"X'01'" AMRF is not to retain this message
140	(8C)	BITSTRING	1	MDBCRFB3	Request flags byte three
		1... ....		MDBCRRET	"X'80'" AMRF is to retain this message
		.1.. ....		MDBCRCKY	"X'40'" Changed the retrieval key
		..1. ....		MDBCRCFC	"X'20'" Changed the 4-byte console id
		...1 ....		MDBCRCMF	"X'10'" Changed the message type flags
		.... 1...		MDBCRANO	"X'08'" Automation was not required
		.... .1..		MDBCRAYS	"X'04'" Automation was required and/or automation token updated
		.... ..1.		MDBCQHCO	"X'02'" Message issued hardcopy only
		.... ...1		MDBCRSV8	"X'01'" Reserved. Was MDBCHUD
141	(8D)	BITSTRING	1	MDBCSUPB	Suppression byte
		1... ....		MDBCSNSV	"X'80'" Not serviced by any WTO user exit routine
		.1.. ....		MDBCSEER	"X'40'" A WTO user exit ABENDED while processing this message

Table 615. Structure MDBSCP (continued)

Offset Dec	Offset Hex	Type	Len	Name (Dim)	Description
		..1. ....		MDBCSNSI	"X'20'" Not serviced because of an incompatible request
		...1 ....		MDBCSAUT	"X'10'" Indicate automation specified
		.... 1...		MDBC_PROCESSED_BY_MFA	"X'08'" Message Flood Automation processed this message
		.... .1..		MDBCSSSI	"X'04'" Suppressed by a subsystem
		.... ..1.		MDBCSTO	"X'02'" Suppressed by a WTO user exit routine
		.... ...1		MDBCSMPF	"X'01'" Suppressed by MPF or Message Flood Automation
142	(8E)	CHARACTER	8	MDBCCNNM	Console name
150	(96)	CHARACTER	2	MDBCMCSF(0)	MCS flags from WPL
150	(96)	BITSTRING	1	MDBMCSF1	First byte of MCS flags
		1... ....		MDBMCSA	"X'80'" Route/Descriptor code fields present
		.1.. ....		MDBMCSB	"X'40'" Message queued to console id in MDBCCNID
		..1. ....		MDBMCSC	"X'20'" MCSFLAG=RESP was specified
		...1 ....		MDBMCSD	"X'10'" Message type field exists
		.... 1...		MDBMCSE	"X'08'" MCSFLAG=REPLY was specified
		.... .1..		MDBMCSF	"X'04'" MCSFLAG=BRDCST was specified
		.... ..1.		MDBMCSG	"X'02'" MCSFLAG=HRDCPY was specified
		.... ...1		MDBMCSHX	"X'01'" Reserved - meant MCSFLAG=QREG0 was specified
151	(97)	BITSTRING	1	MDBMCSF2	Second byte of MCS flags
		1... ....		MDBMCSI	"X'80'" MCSFLAG=NOTIME was specified
		.1.. ....		MDBMCSJ	"X'40'" MLWTO indicator
		..1. ....		MDBMCSK	"X'20'" Primary subsystem use
		...1 ....		MDBMCSL	"X'10'" Extended WPL used
		.... 1...		MDBMCSM	"X'08'" MCSFLAG= CMD was specified
		.... .1..		MDBMCSN	"X'04'" MCSFLAG=NOCPY was specified
		.... ..1.		MDBMCSO	"X'02'" WQEBLK used
152	(98)	SIGNED	2	MDB_AUTOR_DELAY	Auto-reply delay time
154	(9A)	CHARACTER	16	MDBCETOD	Time stamp of when message was issued. In STCKE format
170	(AA)	BITSTRING	1	MDB_MISC_FLAGS	Misc. Flags
		1... ....		MDB_AUTOR_DATA_VALID	"X'80'" MDB contains valid auto-reply data
		.1.. ....		MDB_AUTOR_DELAY_IN_SEC	"X'40'" Auto-reply delay time is in seconds
		..1. ....		MDB_NO_SYSLOG	"X'20'" Copy of WQENSYL (for JES3).
		...1 ....		MDB_WQEJ3B1	"X'10'" Copy of WQEJ3B1 (for JES3).
171	(AB)	CHARACTER	64	MDB_AUTOR_REPLY	Auto-reply reply
235	(EB)	CHARACTER	23		Reserved

Table 616. Structure MDBT

Offset Dec	Offset Hex	Type	Len	Name (Dim)	Description
0	(0)	STRUCTURE	0	MDBT	Start of text object
0	(0)	SIGNED	2	MDBTLEN	Text object length

Table 616. Structure MDBT (continued)

Offset Dec	Offset Hex	Type	Len	Name(Dim)	Description
2	(2)	CHARACTER	2	MDBTTYPE	Text object type
		.... .1..		MDBTOBJ	"X'0004'" Type for message text object
4	(4)	CHARACTER	2	MDBTLNTY(0)	Line type flags - 2 bytes
4	(4)	CHARACTER	1	MDBTLNT1	Line type flags byte 1
		1... ....		MDBTCONT	"X'80'" Control text
		.1.. ....		MDBTLABT	"X'40'" Label text
		..1. ....		MDBTDATT	"X'20'" Data text
		...1 ....		MDBTENDT	"X'10'" End text
		.... 1...		MDBTPROT	"X'08'" Prompt text
		.... .1..		MDBTOPTT	"X'04'" Reserved for IBM use
		.... ..1.		MDBTRSV2	"X'02'" Reserved
5	(5)	CHARACTER	1	MDBTLNT2	Line type flags byte 2
		.... ...1		MDBTFPAF	"X'01'" Text object presentation attribute field overrides general object presentation attribute field
6	(6)	BITSTRING	4	MDBTMTPA(0)	Presentation attribute
6	(6)	BITSTRING	1	MDBTPCON	Presentation control field
7	(7)	BITSTRING	1	MDBTPCOL	Presentation color field
8	(8)	BITSTRING	1	MDBTPHIL	Presentation highlighting
9	(9)	BITSTRING	1	MDBTPINT	Presentation intensity
9	(9)	X'A'	0	MDBTMSGT	"*" Message text field
9	(9)	X'A'	0	MDBTMBOB	"MDBTMSGT-MDBT" Length of the message text object minus the text field. This can be used to compute the text field length (i.e.MDBTLEN-MDBTMBOB)
Presentation Attributes Equates CONTROL ATTRIBUTES					
		1... ....		MDBSNALM	"X'80'" Sound note alarm (presentation device's 'beep' alarm)
COLOR ATTRIBUTES					
		1111 ....		MDBBLACK	"X'F0'" Presentation background-black on display, white on printer
		1111 ...1		MDBBLUE	"X'F1'" Color is blue
		1111 ..1.		MDBRED	"X'F2'" Color is red
		1111 ..11		MDBPINK	"X'F3'" Color is pink (magenta)
		1111 .1..		MDBGREEN	"X'F4'" Color is green
		1111 .1.1		MDBTURQ	"X'F5'" Color is turquoise (cyan)
		1111 .11.		MDBYELLOW	"X'F6'" Color is yellow
		1111 .111		MDBWHITE	"X'F7'" Presentation neutral-white on display, black on a printer
HIGHLIGHTING ATTRIBUTES					
		.... ....		MDBHNONE	"X'00'" No highlighting is in effect
		1111 ...1		MDBBLINK	"X'F1'" Blinking highlight
		1111 ..1.		MDBRVIDO	"X'F2'" Reverse video highlight
		1111 .1..		MDBUNDER	"X'F4'" Underscore highlight

Table 616. Structure MDBT (continued)

Offset Dec	Offset Hex	Type	Len	Name (Dim)	Description
INTENSITY ATTRIBUTES					
	111.	.1..		MDBINORM	"X'E4'" Normal intensity
	111.	1...		MDBIHIGH	"X'E8'" High (bright) intensity

Table 617. Cross Reference for MDB

Name	Offset	Hex	Tag
MDB	0		
MDB_AUTOR_DATA_VALID	AA		80
MDB_AUTOR_DELAY	98		
MDB_AUTOR_DELAY_IN_SEC	AA		40
MDB_AUTOR_REPLY	AB		
MDB_AUTOR_REPLY_LEN	75		
MDB_MISC_FLAGS	AA		
MDB_NO_SYSLOG	AA		20
MDB_WQEJ3B1	AA		10
MDBBLACK	9		F0
MDBBLINK	9		F1
MDBBLUE	9		F1
MDBC_PROCESSED_BY_MFA	8D		8
MDBCAREA	74		
MDBCASID	2E		
MDBCATTR	28		
MDBCATT1	28		
MDBCATT2	29		
MBCAUT	3A		10
MBCAUTH	28		20
MBCAUTO	4C		
MDBCCART	54		
MDBCCNID	5C		
MDBCCNNM	8E		
MBCDESC	24		
MBCERC	14		
MBCETOD	9A		
MBCFMID	C		
MDBCHC	3A		8
MBCICMD	3B		40
MBCINTC	3A		4
MBCKEY	44		



Table 617. Cross Reference for MDB (continued)

Name	Offset	Hex Tag
MDBCLCNT	76	
MDBCLLEN	0	
MDBCMCSC	28	40
MDBCMCSF	96	
MDBCMGT1	60	
MDBCMGT2	61	
MDBCMISC	3A	
MDBCMLVL	26	
MDBCMSC2	3B	
MDBCMSGT	60	
MDBCMVS	C	E5E240
MDBC OBJ	2	2
MDBCOCMD	3B	80
MDBC OJBN	7A	
MDBC OJID	3C	
MDBCOPON	3B	10
MDBCPNAM	8	
MBCPRD	4	
MDBCQHCO	8C	2
MDBCQONLY	28	4
MBCRANO	8C	8
MBCRAYS	8C	4
MBCRBCA	8B	4
MBCRBCN	8B	2
MBCRCDC	8A	20
MBCRCFC	8C	20
MBCRCKY	8C	40
MBCRCMF	8C	10
MBCRCMT	8A	80
MBCRCRC	8A	40
MBCRDTM	8B	80
MBCRETN	28	10
MBCRFB1	8A	
MBCRFB2	8B	
MBCRFB3	8C	
MBCRFHC	8B	20
MBCRFLG	8A	
MBCRHCO	8B	8
MBCRNHC	8B	10

Table 617. Cross Reference for MDB (continued)

Name	Offset	Hex Tag
MDBCRNRT	8B	1
MDBCROMS	8B	40
MDBCRPML	8A	1
MDBCRPYB	70	
MDBCRPYI	64	
MDBCRPYL	62	
MBCRQPC	8A	10
MBCRQRC	8A	4
MBCRRET	8C	80
MBCRSV2	3A	80
MBCRSV3	3A	40
MBCRSV5	2C	
MBCRSV7	2A	
MBCRSV8	8C	1
MBCSAUT	8D	10
MBCSEER	8D	40
MBCSMPF	8D	1
MBCSNSI	8D	20
MBCSNSV	8D	80
MBCSPLX	82	
MBCSPVD	28	8
MBCSSSI	8D	4
MBCSUPB	8D	
MBCSUPP	28	80
MBCSWTO	8D	2
MBCSYID	38	
MDBCTCB	30	
MDBCTOFF	6E	
MDBCTOFF2	6C	
MDBCTOKN	34	
MDBCTYPE	2	
MBCUNKC	3A	2
MBCVER	4	
MBCVER1	C	1
MBCVER2	C	2
MBCVER3	C	3
MBCVER4	C	4
MBCVER5	C	5
MBCVID	C	70

Table 617. Cross Reference for MDB (continued)

Name	Offset	Hex Tag
MDBC10	C	10
MDBC20	C	20
MDBC30	C	30
MDBC50	C	50
MDBC70	C	70
MDBCWTL	3B	20
MDBCXMOD	8A	
MDBDASID	39	20
MDBDESCA	24	80
MDBDESCB	24	40
MDBDESCC	24	20
MDBDESCD	24	10
MDBDESCE	24	8
MDBDESCF	24	4
MDBDESCG	24	2
MDBDESCH	24	1
MDBDESCI	25	80
MDBDESCJ	25	40
MDBDESCK	25	20
MDBDESCL	25	10
MDBDESCM	25	8
MDBDESCN	25	4
MDBDESCO	25	2
MDBDESCP	25	1
MDBDESC1	24	
MDBDESC2	25	
MDBDJTCB	39	10
MDBDMSGI	39	80
MDBDNORM	39	4
MDBDOMFL	39	
MDBDSYSI	39	40
MBDTOKN	39	8
MDBG	0	
MDBGALRM	1C	4000
MDBGBCOL	25	
MDBGBCON	24	
MDBGBGPA	24	
MDBGBHIL	26	
MDBGBINT	27	

Table 617. Cross Reference for MDB (continued)

Name	Offset	Hex Tag
MDBGDOM	1C	8000
MDBGDSTP	14	
MDBGFCOL	21	
MDBGFCON	20	
MDBGFGPA	20	
MDBGFHIL	22	
MDBGFINT	23	
MDBGHOLD	1C	2000
MDBGJBNM	30	
MDBGLEN	0	
MDBGMFLG	1C	
MDBGMID	4	
MDBGOBJ	2	1
MDBGOSNM	28	
MDBGREEN	9	F4
MDBGRSV1	13	
MDBGRSV2	1B	
MDBGRSV3	1E	
MDBGSEQ	5	
MDBGSYID	4	
MDBGTIMH	8	
MDBGTIMT	10	
MDBGTYPE	2	
MDBHLEN	8	C
MDBHNONE	9	0
MDBIHIGH	9	E8
MDBINORM	9	E4
MDBLEN	0	
MDBMCSA	96	80
MDBMCSB	96	40
MDBMCSC	96	20
MDBMCSD	96	10
MDBMCSE	96	8
MDBMCSF	96	4
MDBMCSF1	96	
MDBMCSF2	97	
MDBMCSG	96	2
MDBMCSHX	96	1
MDBMCSI	97	80

Table 617. Cross Reference for MDB (continued)

Name	Offset	Hex Tag
MDBMCSJ	97	40
MDBMCSK	97	20
MDBMCSL	97	10
MDBMCSM	97	8
MDBMCSN	97	4
MDBMCSO	97	2
MDBMID	4	
MDBMLBC	26	4
MDBMLCE	26	20
MDBMLE	26	10
MDBMLI	26	8
MDBMLIA	26	40
MDBMLR	26	80
MDBMLRSG	26	2
MDBMLRSH	26	1
MDBMLRSI	27	80
MDBMLRSJ	27	40
MDBMLRSK	27	20
MDBMLRSL	27	10
MDBMLRSM	27	8
MDBMLRSN	27	4
MDBMLRSO	27	2
MDBMLRSP	27	1
MDBMLVL1	26	
MDBMLVL2	27	
MDBMSGTA	60	80
MDBMSGTB	60	40
MDBMSGTC	60	20
MDBMSGTD	60	10
MDBMSGTF	60	4
MDBPINK	9	F3
MDBRED	9	F2
MDBRSV13	60	8
MDBRSV14	60	2
MDBRSV15	60	1
MDBRSV16	8A	2
MDBRSV17	8A	8
MDBRSV18	3A	20
MDBRVIDO	9	F2

Table 617. Cross Reference for MDB (continued)

Name	Offset	Hex Tag
MDBSCP	0	
MDBSNALM	9	80
MDBT	0	
MDBTCONT	4	80
MDBTDATT	4	20
MDBTENDT	4	10
MDBTFPAF	5	1
MDBTLABT	4	40
MDBTLEN	0	
MDBTLNTY	4	
MDBTLNT1	4	
MDBTLNT2	5	
MDBTMB0B	9	A
MDBTMSGT	9	A
MDBTMTPA	6	
MDBTOBJ	2	4
MDBTOPTT	4	4
MDBTPCOL	7	
MDBTPCON	6	
MDBTPHIL	8	
MDBTPINT	9	
MDBTPROT	4	8
MDBTRSV2	4	2
MDBTTYPE	2	
MDBTURQ	9	F5
MDBTYPE	2	
MDBTYP1	2	1
MDBUNDER	9	F4
MDBVER	8	
MDBVER1	8	1
MDBVID	8	1
MDBWHITE	9	F7
MDBYELOW	9	F6

## MDBP information

### MDBP programming interface information

The following field is **NOT** programming interface information:

- MDBPOEXT

## MDBP heading information

**Common name:** Prefix area for Message Data Block

**Macro ID:** IEAVG132

**DSECT name:** MDBPRFX

**Owning component:** Communications Task (SC1CK)

**Eye-catcher ID:** MDBP  
Offset: 0  
Length: 4

**Storage attributes:** Subpool: N/A  
Key: N/A  
Residency: Message data space for the address space which owns the Extended MCS Console.

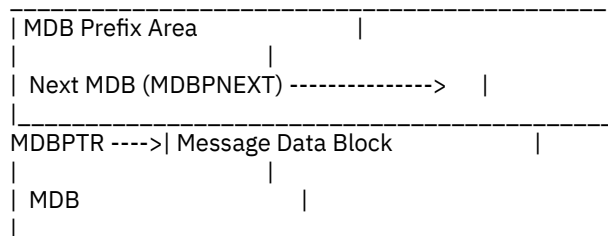
**Size:** 28 bytes

**Created by:** CNZM1ECI

**Pointed to by:** MDBPTR-LENGTH(MDBPRFX)  
This mapping will always immediately precede the MDB (IEAVM105)

**Serialization:** N/A

**Function:** This prefix area is used to chain all the MDBs for a given message together. All MDBs in the message data space will be prefixed by this control block.



## MDBP mapping

Table 618. Structure MDBPRFX

Offset Dec	Offset Hex	Type	Len	Name (Dim)	Description
0	(0)	STRUCTURE	0	MDBPRFX	Prefix area for MDB
0	(0)	SIGNED	4	(0)	
0	(0)	CHARACTER	4	MDBPID	Acronym MDBP
4	(4)	CHARACTER	1	MDBPVER	Version level
4	(4)	X'1'	0	MDBPS410	"1" Version level for SP410
4	(4)	X'1'	0	MDBPVID	"MDBPS410" Current version level
5	(5)	CHARACTER	3		Reserved
8	(8)	ADDRESS	4	MDBPNEXT	Pointer to next MDB for this msg
12	(C)	CHARACTER	12		Reserved
24	(18)	ADDRESS	4	MDBPOEXT	Pointer to reserved extension
24	(18)	X'1C'	0	MDBPLNNO	"*-MDBPRFX" Length of MDBPRFX

Table 619. Cross Reference for MDBP

Name	Offset	Hex Tag
MDBPID	0	
MDBPLNNO	18	1C
MDBPNEXT	8	
MDBPOEXT	18	
MDBPRFX	0	
MDBPS410	4	1
MDBPVER	4	
MDBPVID	4	1

## MGCRE information

### MGCRE heading information

<b>Common name:</b>	MGCRE parameter list
<b>Macro ID:</b>	IEZMGCRE
<b>DSECT name:</b>	MGCEPL
<b>Owning component:</b>	MASTER SCHEDULER (SC1B8)
<b>Eye-catcher ID:</b>	MGCRE Offset: 4 Length: 5
<b>Storage attributes:</b>	Subpool: ANY Key: ANY Residency: ANY
<b>Size:</b>	60 bytes for V1 MGCRE, 96 bytes for V2 MGCRE 128 bytes for MGCETEXT plus storage for optional UTOKEN and/or PTOKEN fields
<b>Created by:</b>	Issuers of MGCRE macro
<b>Pointed to by:</b>	Register 1 (Set up by the MGCRE macro)
<b>Serialization:</b>	None
<b>Function:</b>	Serves as a parameter list for the MGCRE macro for SVC 34 command processing.

### MGCRE mapping

Table 620. Structure MGCEPL

Offset Dec	Offset Hex	Type	Len	Name (Dim)	Description
0	(0)	STRUCTURE	96	MGCEPL	MGCRE parameter list
0	(0)	UNSIGNED	1	MGCEFL1	Flag field '00'
1	(1)	UNSIGNED	1	MGCELGH	Flag byte-Control pgm use only@05C
		1... ....		MGCERTDM	Command is routed by ROUTE *ALL command
		.1... ....		MGCEOCS	Original console id specified



Table 620. Structure MGCEPL (continued)

Offset Dec	Offset Hex	Type	Len	Name(Dim)	Description
		..1. ....		MGCERUNSYNCH	Run the command synchronously
		...1 ....		MGCEDONOSYS	Do no xsymcs calls
		.... 1...		MGCEDOXSYSGETFREE	Do the xsymcs get and free
		.... .111		*	Reserved
The MGCEFL field must be exactly mapped by the XACMFLGA field in the XSA.					
2	(2)	UNSIGNED	2	MGCEFL	Flag field
2	(2)	UNSIGNED	1	MGCEFL1	First byte of flag field
		1... ....		MGCEEXT	Extended form (MGCRE) parameter list is being used
		.1.. ....		MGCESSI	Subsystem issued the command
		..1. ....		MGCECMD	Module IEAVC700 issued the command
		...1 ....		MGCEHPY	Suppress hardcopy
		.... 1...		MGCETOK	TOKEN keyword specified
		.... .1..		MGCEIDSP	CONSID keyword specified
		.... ..1.		MGCENMSP	CONSNAME keyword specified
		.... ...1		MGCEAUSP	Command authority specified
3	(3)	UNSIGNED	1	MGCEFL2	Second byte of flag field
		1... ....		MGCEFAST	Bypass SSI ,command exits and CMDAUTH
		.1.. ....		MGCENPFX	No prefix processing
		..1. ....		MGCECTSP	CART keyword specified
		...1 ....		MGCEPASS	RESERVED FOR SP313 COMPATIBILITY
		.... 1...		MGCEUTOK	RESERVED FOR SP313 COMPATIBILITY
		.... .1..		MGCERTD	Command was routed
		.... ..1.		MGCEENBY	RESERVED for APAR rework compatibility
		.... ...1		MGCEDFER	Deferred command execution
4	(4)	CHARACTER	5	MGCEACM	Control block acronym 'MGCRE'
9	(9)	UNSIGNED	1	MGCEVRN	Version level
10	(A)	UNSIGNED	1	MGCEFL3	Third byte of flags
		1... ....		MGCECOAC	Compressed ACEE is present
		.1.. ....		MGCENOBY	Do not bypass RACROUTE for requested commands
		..1. ....		MGCETSO	Command issued by TSO user
		...1 ....		MGCEENVR	ENVRIN specified
		.... 111.		*	See XSA for availability.
		.... ...1		MGCEHPY2	Mimics MGCEHPY (CMDFLAG=NOHCPY) and communicated thru command processing to be used with a 'routed' command.
11	(B)	CHARACTER	1	MGCERES1	See XSA for availability.
12	(C)	ADDRESS	4	MGCEXTTP	Address of the command text
16	(10)	UNSIGNED	4	MGCECTKN	Token
20	(14)	CHARACTER	8	MGCECNM	Console name
28	(1C)	UNSIGNED	4	MGCECNID	Console id
The MGCEDISP field must be exactly mapped by the XADISP field in the XSA (IEEXSA).					

Table 620. Structure MGCEPL (continued)

Offset Dec	Offset Hex	Type	Len	Name (Dim)	Description
32	(20)	BITSTRING	1	MGCEDISP	Command disposition
		1... ....		MGCEDSPA	Command has MASTER authority. It is suggested that MGCEDSPM be used instead
		.1.. ....		MGCEDSPM	Command has Master authority
		..11 ....		*	Reserved for IBM use
		.... 1...		MGCEDSPE	Command issued by ARM
		.... .111		*	Reserved for IBM use
The MGCEAUTH field must be exactly mapped by the XAAUTH field in the XSA (IEEXSA).					
33	(21)	BITSTRING	2	MGCEAUTH	Command authority level
33	(21)	BITSTRING	1	MGCEATHA	Byte one
		1... ....		MGCEATH1	Command has SYS authority
		.1.. ....		MGCEATH2	Command has I/O authority
		..1. ....		MGCEATH3	Command has CONS authority
		...1 1111		*	Reserved
34	(22)	BITSTRING	1	MGCEATHB	Reserved
35	(23)	BITSTRING	1	MGCERES2	Reserved
36	(24)	CHARACTER	8	MGCECART	CART
44	(2C)	CHARACTER	8	MGCESYSN	Originating system name
52	(34)	ADDRESS	4	MGCEUTP	Utoken address
56	(38)	UNSIGNED	4	MGCEOCID	Originating console id (use for authority checking)
60	(3C)	CHARACTER	0	MGCESZE1	Size of the MGCRE plist up to version 2 without the command text@06C
60	(3C)	ADDRESS	4	MGCEENVP	ENVRIN address
64	(40)	CHARACTER	32	MGCERESZ	Reserved
96	(60)	CHARACTER	0	MGCESZE3	Size of the MGCRE plist up to version 3 without the command text@07C

Table 621. Structure MGCETEXT

Offset Dec	Offset Hex	Type	Len	Name (Dim)	Description
0	(0)	STRUCTURE	128	MGCETEXT	
0	(0)	SIGNED	2	MGCELEN	Command text length
2	(2)	CHARACTER	126	MGCETXT	Command text
128	(80)	CHARACTER	0	MGCESZE2	Size of command text and length of the command text

Table 622. Constants for MGCRE

Len	Type	Value	Name	Description
5	CHARACTER	MGCRE	MGCENAME	'MGCRE' acronym
1	DECIMAL	1	MGCESP41	Version level
1	DECIMAL	2	MGCEROAL	Version level with 0W15497
1	DECIMAL	3	MGCE35671	Version level with 0A35671
1	DECIMAL	3	MGCEVRID	Version level

Table 623. Cross Reference for MGCRE

Name	Offset	Hex Tag
MGCEACM	4	
MGCEATHA	21	
MGCEATHB	22	
MGCEATH1	21	80
MGCEATH2	21	40
MGCEATH3	21	20
MGCEAUSP	2	01
MGCEAUTH	21	
MGCECART	24	
MGCECMD	2	20
MGCECNID	1C	
MGCECNNM	14	
MGCECOAC	A	80
MGCECTSP	3	20
MGCEDFER	3	01
MGCEDISP	20	
MGCEDONOXSYS	1	10
MGCEDOXSYSGETFREE	1	08
MGCEDSPA	20	80
MGCEDSPE	20	08
MGCEDSPM	20	40
MGCEENBY	3	02
MGCEENVP	3C	
MGCEENVR	A	10
MGCEEXT	2	80
MGCEFAST	3	80
MGCEFL1	0	
MGCEHPY	2	10
MGCEHPY2	A	01
MGCEIDSP	2	04
MGCELEN	0	
MGCELFL	2	
MGCELF1	2	
MGCELF2	3	
MGCELF3	A	
MGCELGH	1	
MGCENMSP	2	02
MGCENOBY	A	40
MGCENPFX	3	40

Table 623. Cross Reference for MGCRE (continued)

Name	Offset	Hex Tag
MGCEOCID	38	
MGCEOCSP	1	40
MGCEPASS	3	10
MGCEPL	0	
MGCERESZ	40	
MGCERES1	B	
MGCERES2	23	
MGCERTD	3	04
MGCERTDM	1	80
MGCERUNSYNCH	1	20
MGCESSI	2	40
MGCESYSN	2C	
MGCESZE1	3C	
MGCESZE2	80	
MGCESZE3	60	
MGCETEXT	0	
MGCETOK	2	08
MGCETOKN	10	
MGCETSO	A	20
MGCETXT	2	
MGCETXTP	C	
MGCEUTOK	3	08
MGCEUTP	34	
MGCEVRSN	9	

## MGCRPL information

### MGCRPL programming interface information

The following fields are **NOT** programming interface information:

- MGCRAUSP
- MGCRCMD
- MGCRCCTSP
- MGCRCDFER
- MGCRENBY
- MGCRCFAST
- MGCRCRHPY
- MGCRCIDSP
- MGCRCNMSP
- MGCRCNPFX

- MGCRPASS
- MGCRRTD
- MGCRSSI

## MGCRPL heading information

**Common name:** MGCR PARAMETER LIST DEFINITION

**Macro ID:** IEZMGCR

**DSECT name:** MGCRPL MGCRPTOK MGCRSTOK

**Owning component:** MASTER SCHEDULER (SC1B8)

**Eye-catcher ID:** NONE

**Storage attributes:** Subpool: ANY  
Key: ANY  
Residency: ANY

**Size:** VARIABLE, 5 TO 214 BYTES, DEPENDING ON THE LENGTH OF THE TEXT, PLUS THE PRESENCE OF THE OPTIONAL UTOKEN AND/OR PTOKEN AREAS.

**Created by:** ISSUERS OF THE MGCR MACRO

**Pointed to by:** REGISTER 1 (SET UP BY MGCR MACRO)

**Serialization:** NONE

**Function:** PARAMETER LIST FOR THE MGCR MACRO.

## MGCRPL mapping

Table 624. Structure MGCRPL

Offset Dec	Offset Hex	Type	Len	Name (Dim)	Description
0	(0)	STRUCTURE	0	MGCRPL	
0	(0)	BITSTRING	1	MGCRFLG1	FLAGS FIELD
	1... ....			MGCRFI	"BIT0" MGCRFLG2 IS VALID
1	(1)	BITSTRING	1	MGCRLGTH	LENGTH OF BUFFER EXCLUDING TOKENS
2	(2)	BITSTRING	2	MGCRFLG2(0)	FLAGS FIELD
2	(2)	BITSTRING	1	MGCRFLGA	
	1... ....			MGCRSV00	"BIT0" RESERVED
	.1.. ....			MGCRSSI	"BIT1" SUBSYSTEM ISSUED COMMAND, FOR CONTROL PROGRAM USAGE ONLY
	..1. ....			MGCRCMD	"BIT2" IEAVC700 ISSUED COMMAND, FOR CONTROL PROGRAM USAGE ONLY
	...1 ....			MGCRHCPY	"BIT3" SUPPRESS HARDCOPY, FOR CONTROL PROGRAM USAGE ONLY
	.... 1..			MGCR TOK	"BIT4" INDICATES MGCRPTKN CONTAINS A PROGRAM TOKEN
	.... .1..			MGCRIDSP	"BIT5" RESERVED FOR COMPATIBILITY W/ MGCRE
	.... ..1.			MGCRNMSP	"BIT6" RESERVED FOR COMPATIBILITY W/ MGCRE
	.... ...1			MGCR A USP	"BIT7" RESERVED FOR COMPATILIBITY W/ MGCRE
3	(3)	BITSTRING	1	MGCRFLGB	FLAGS FIELD

Table 624. Structure MGCRLPL (continued)

Offset Dec	Offset Hex	Type	Len	Name(Dim)	Description
		1... ....		MGCRFAST	"BIT0" RESERVED FOR COMPATIBILITY W/ MGCRC
		.1.. ....		MGCRNPFX	"BIT1" RESERVED FOR COMPATIBILITY W/ MGCRC
		..1. ....		MGCRCTSP	"BIT2" RESERVED FOR COMPATIBILITY W/ MGCRC
		...1 ....		MGCRPASS	"BIT3" COMMAND QUEUED FROM CONSOLXX
		.... 1...		MGCRUTOK	"BIT4" MGCRTKN CONTAINS A UTOKEN
		.... .1..		MGCRRTD	"BIT5" RESERVED FOR COMPATIBILITY W/ MGCRC
		.... ..1.		MGCRENBY	"BIT6" RESERVED FOR APAR REWORK
		.... ...1		MGCRDFER	"BIT7" DEFERRED COMMAND EXECUTION DURING NIP
4	(4)	CHARACTER	126	MGCRTXT	MAXIMUM SIZE OF COMMAND TEXT
4	(4)	X'82'	0	MGCRPTH	"*-MGCRLPL" LENGTH OF COMMAND BUFFER EXCLUDING TOKENS
4	(4)	X'82'	0	MGCREND	"*" END OF COMMAND BUFFER BEFORE TOKENS
4	(4)	X'0'	0	MGCRTOKN	"MGCRLPL,4,C'C'" COMPATABILITY WITH PRE-SP3.1.3 ***

Table 625. Structure MGCRTPTOK

Offset Dec	Offset Hex	Type	Len	Name(Dim)	Description
0	(0)	STRUCTURE	0	MGCRTPTOK	TO MAP THE PROGRAM TOKEN
0	(0)	CHARACTER	4	MGCRTPTKN	PROGRAM TOKEN

Table 626. Structure MGCRTSTOK

Offset Dec	Offset Hex	Type	Len	Name(Dim)	Description
0	(0)	STRUCTURE	0	MGCRTSTOK	TO MAP THE SECURITY TOKEN
0	(0)	CHARACTER	80	MGCRTUTKN	SECURITY TOKEN (UTOKEN)

Table 627. Structure MGCRLPL

Offset Dec	Offset Hex	Type	Len	Name(Dim)	Description
0	(0)	STRUCTURE	0	MGCRLPL	
0	(0)	X'86'	0	MGCRLTH	"MGCRLTH+L'MGCRTPTKN" MAXIMUM LENGTH OF COMMAND BUFFER EXCLUDING SECURITY TOKEN (UTOKEN)
0	(0)	X'D2'	0	MGCRLTH	"MGCRLTH+L'MGCRTUTKN" MAXIMUM LENGTH OF COMMAND BUFFER EXCLUDING PROGRAM TOKEN
0	(0)	X'D6'	0	MGCRLTH	"MGCRLTH+L'MGCRTPTKN+L'MGCRTUTKN" MAXIMUM LENGTH OF COMMAND BUFFER INCLUDING BOTH TOKENS

Table 628. Cross Reference for MGCRLPL

Name	Offset	Hex Tag
MGCRAUSP	2	1
MGCRCMD	2	20
MGCRCTSP	3	20

Table 628. Cross Reference for MGCRPL (continued)

Name	Offset	Hex Tag
MGCRDFER	3	1
MGCRENBY	3	2
MGCREND	4	82
MGCRFAST	3	80
MGCRFI	0	80
MGCRFLGA	2	
MGCRFLGB	3	
MGCRFLG1	0	
MGCRFLG2	2	
MGCRHCPY	2	10
MGCRIDSP	2	4
MGCRLGTH	1	
MGCRLTH	4	82
MGCRNMSP	2	2
MGCRNPFX	3	40
MGCRPASS	3	10
MGCRPL	0	
MGCRPL	0	
MGCRPTKN	0	
MGCRPTOK	0	
MGCRRTD	3	4
MGCRSIZ	0	86
MGCRSIZA	0	D2
MGCRSIZB	0	D6
MGCRSSI	2	40
MGCRSTOK	0	
MGCRSV00	2	80
MGCRTEXT	4	
MGCRTOK	2	8
MGCRTOKN	4	0
MGCRUTKN	0	
MGCRUTOK	3	8

## MIO information

### MIO heading information

**Common name:** Message Input/Output Block Mapping Macro  
**Macro ID:** CNLMMIO  
**DSECT name:** MIO MIOMSG

**Owning component:** MVS Message Service (SCMMS)

**Eye-catcher ID:** MIO  
Offset: 0  
Length: 4

**Storage attributes:** Subpool: of caller  
Key: of caller  
Residency: of caller

**Size:** variable

**Created by:** Callers of Translate message (using TRANMSG macro)

**Pointed to by:** MIO\_PTR

**Serialization:** None required.

**Function:** Used to map the Message Input/Output Block used for input and output by Translate Message user function. Variable length portion consists of one message entry for each message to be processed.

## MIO mapping

Table 629. Structure MIO

Offset Dec	Offset Hex	Type	Len	Name (Dim)	Description
0	(0)	STRUCTURE	0	MIO	
0	(0)	CHARACTER	4	MIOACRN	ACRONYM "MIO"
4	(4)	BITSTRING	1	MIOVRSN	MIO VERSION NUMBER
5	(5)	CHARACTER	3	MIOLANG	TRANSLATION LANGUAGE
8	(8)	SIGNED	4	MIOSIZE	SIZE OF THIS MIO
12	(C)	ADDRESS	4	MIOBFPTR	ADDRESS OF OUTPUT BUFFER
16	(10)	SIGNED	4	MIOBFSIZ	SIZE OF OUTPUT BUFFER
20	(14)	SIGNED	4	MIOBFUSD	SPACE USED IN OUTPUT BUFFER
24	(18)	SIGNED	4	MIOTRUNC	NUMBER OF MESSAGE TRUNCATED
28	(1C)	SIGNED	4	MIOXLATE	NUMBER OF 1ST MESSAGE TO TRANSLATE
32	(20)	BITSTRING	1	MIOFLAGS	MIO FLAGS
		1... ....		MIOUXLAT	"X'80'" TRANSLATE INVOCATION
		.1... ....		MIOUPRMZ	"X'40'" PARAMETERIZE INVOCATION
33	(21)	CHARACTER	3		RESERVED
36	(24)	SIGNED	4	MIOMSGNO	NUMBER OF MESSAGE ENTRIES
40	(28)	SIGNED	4	MIOOFFST	OFFSET TO 1ST MESSAGE ENTRY
44	(2C)	SIGNED	2	MIOMIDL	LENGTH OF MESSAGE IDENTIFIER
46	(2E)	CHARACTER	22	MIOMID	MESSAGE IDENTIFIER
68	(44)	CHARACTER	8		RESERVED
76	(4C)	SIGNED	4	MIOVDATL	LENGTH OF MESSAGE ENTRY AREA
80	(50)	SIGNED	2	MIOVDAT(0)	MIO VARIABLE SECTION

Table 630. Structure MIOMSG

Offset Dec	Offset Hex	Type	Len	Name (Dim)	Description
0	(0)	STRUCTURE	0	MIOMSG	MIO MESSAGE ENTRY MAPPING



Table 630. Structure MIOMSG (continued)

Offset Dec	Offset Hex	Type	Len	Name (Dim)	Description
0	(0)	ADDRESS	4	MIOINPTP	POINTER TO INPUT MTB/MPB/TEXT
4	(4)	ADDRESS	4	MIOBUFFP	POINTER TO OUTPUT MTB/MPB
8	(8)	SIGNED	4	MIOFREAS(0)	FULLWORD REASON CODE
8	(8)	SIGNED	2	MIOMODID	MODULE ID
10	(A)	SIGNED	2	MIOREASN	REASON CODE
12	(C)	BITSTRING	1	MIOINFL	FLAGS FOR INPUT DATA
		1... ....		MIOXLATF	"X'80'" TRANSLATE THIS INPUT DATA
		.1... ....		MIOCONT	"X'40'" CONTINUATION OF PREVIOUS MSG
13	(D)	BITSTRING	1	MIOOUTFL	FLAGS FOR OUTPUT DATA
		1... ....		MIOXLERR	"X'80'" TRANSLATION ERROR
14	(E)	BITSTRING	1	MIOINTFL	INTERNAL FLAGS
		1... ....		MIOPRMZ	"X'80'" MESSAGE PARAMETERIZED
		.1... ....		MIOEMBED	"X'40'" EMBEDDED MESSAGE
15	(F)	CHARACTER	1		RESERVED
15	(F)	X'10'	0	MIOMSGL	"*-MIOMSG" LENGTH OF MIOMSG

Table 631. Cross Reference for MIO

Name	Offset	Hex	Tag
MIO	0		
MIOACRN	0		
MIOBFPTR	C		
MIOBFSIZ	10		
MIOBFUSD	14		
MIOBUFFP	4		
MIOCONT	C		40
MIOEMBED	E		40
MIOFLAGS	20		
MIOFREAS	8		
MIOINFL	C		
MIOINPTP	0		
MIOINTFL	E		
MIOLANG	5		
MIOMID	2E		
MIOMIDL	2C		
MIOMODID	8		
MIOMSG	0		
MIOMSGL	F		10
MIOMSGNO	24		
MI0OFFST	28		
MIOOUTFL	D		
MIOPRMZ	E		80

Table 631. Cross Reference for MIO (continued)

Name	Offset	Hex	Tag
MIOREASN	A		
MIOSIZE	8		
MIOTRUNC	18		
MIOUPRMZ	20		40
MIOUXLAT	20		80
MIOVDAT	50		
MIOVDATL	4C		
MIOVRSN	4		
MIOXLATE	1C		
MIOXLATF	C		80
MIOXLERR	D		80

## MIR information

### MIR heading information

<b>Common name:</b>	MIR - Missing Interrupt Logrec Records
<b>Macro ID:</b>	IOSDMIR
<b>DSECT name:</b>	MIR
<b>Owning component:</b>	IOS (SC1C3)
<b>Eye-catcher ID:</b>	None
<b>Storage attributes:</b>	Subpool: 245 Key: 0 Residency: Above 16M line
<b>Size:</b>	164 bytes
<b>Created by:</b>	IOS Missing Interrupt Handler (IOSRMIHL)
<b>Pointed to by:</b>	N/A
<b>Serialization:</b>	None
<b>Function:</b>	Maps the missing interrupt logrec record.

### MIR mapping

Table 632. Structure MIR

Offset Dec	Offset Hex	Type	Len	Name (Dim)	Description
0	(0)	STRUCTURE	164	MIR	
0	(0)	CHARACTER	24	MIRHEADR	LOGREC header - See IHAHDR mapping macro for field descriptions. The MIH record type is X'71'.
24	(18)	CHARACTER	140	MIRDATA	MIH record dependent area-----
24	(18)	CHARACTER	8	MIRJOBNM	JOBNAME from ASID initiating I/O request, or blank

Table 632. Structure MIR (continued)

Offset Dec	Offset Hex	Type	Len	Name(Dim)	Description
32	(20)	CHARACTER	52	MIRSCHIB	Subchannel Information Block, (SCHIB), obtained from the Store Subchannel issued in IOSRMIHP.
84	(54)	CHARACTER	8	MIRINTVL	MIH detection interval (EBCDIC)
92	(5C)	CHARACTER	1	MIRTYPE	Type of missing interrupt
MIH condition being recorded X'80' --- 1... .... - Missing CSCH interrupt X'40' --- .1... .... - Missing HSCH interrupt X'20' --- ..1. .... - Idle device with work queued X'10' --- ...1 .... - Start pending in Subchannel X'08' --- .... 1... - I/O timeout condition X'04' --- .... .1.. - Mount pending X'02' --- .... ..1. - Missing primary status (channel and device end) X'01' --- .... ...1 - Missing secondary status (device end)					
93	(5D)	BITSTRING	1	MIRACTND	Default actions - as set by IOSRMIHP (MIH detection).
94	(5E)	BITSTRING	1	MIRACTNA	Attempted actions - passed to IOSRMIHR from IOSRMIHP (adjustments made by MIH exit).
95	(5F)	BITSTRING	1	MIRACTNS	Actually tried actions performed by IOSRMIHR.
MIH action bytes - following bit mapping apply to all three action fields. X'80' --- 1... .... - Halt or Clear Subchannel X'40' --- .1... .... - Simulate an I/O interrupt X'20' --- ..1. .... - Redrive the device X'10' --- ...1 .... - Requeue the I/O request X'08' --- .... 1... - Issue message X'04' --- .... .1.. - LOG the condition (always ON) X'02' --- .... ..1. - (Reserved for future use) X'01' --- .... ...1 - (Reserved for future use) Selected fields from the device UCB prefix area					
96	(60)	CHARACTER	24	MIRUCBPX	UCB Prefix selected fields
96	(60)	SIGNED	4	MIRPSID	UCBSID
100	(64)	BITSTRING	2	MIRPPMCW	UCBPMCW1
102	(66)	BITSTRING	1	MIRPLPM	UCBLPM
103	(67)	BITSTRING	1	MIRPLPUM	UCBLPUM
104	(68)	BITSTRING	1	MIRPPIM	UCBPIM
105	(69)	UNSIGNED	1	MIRPCHPS(8)	UCBCHPID
113	(71)	UNSIGNED	1	MIRPLEVL	UCBLEVEL
114	(72)	BITSTRING	1	MIRPIOSF	UCBIOSF1
115	(73)	BITSTRING	4	MIRPLVMS	UCBLVMSK
119	(77)	BITSTRING	1	MIRPMIHT	UCBMIHTI
Selected fields from the device UCB common area					
120	(78)	CHARACTER	10	MIRUCBCS	UCB Common area selected fields
120	(78)	BITSTRING	1	*	
		1... ....		MIRUALTC	UCBALTCU
121	(79)	BITSTRING	1	MIRUFLC	UCBFLC
122	(7A)	CHARACTER	2	MIRUCHAN	UCBCHAN (Note: This is the alias device number if device is a parallel access volume)
124	(7C)	CHARACTER	2	MIRUSFLS	UCBSFLS

Table 632. Structure MIR (continued)

Offset Dec	Offset Hex	Type	Len	Name (Dim)	Description
126	(7E)	CHARACTER	4	MIRUTYPE	UCBTYP
Selected fields from the device UCB device dependent area. Provided for DASD and TAPE only.					
130	(82)	CHARACTER	8	MIRUCBDS	Device dependent UCB segment
130	(82)	CHARACTER	6	MIRDVOLI	UCBVOLI
136	(88)	BITSTRING	1	*	
		1... ..		MIRDMOUN	UCBMOUNT
137	(89)	BITSTRING	1	MIRDFL4	UCBFL4 (DASD only)
MIH record flag bytes					
138	(8A)	BITSTRING	1	MIRFLAG1	MIH record flags
		1... ..		MIRADDL1	MIH record additional data flag bit 1.
		.1.. ....		MIRPAV	Device is parallel access volume
		..1. ....		MIRTOHS	MIH timeout initiated by Hyperswap
		...1 1111		*	MIH record reserved flags.
139	(8B)	BITSTRING	1	MIRFLAG2	MIH record reserved flags
MIH condition reason code associated with the MIH condition field MIRTYPE.					
140	(8C)	BITSTRING	1	MIRRSNC	MIH condition reason code
141	(8D)	CHARACTER	2	MIRBDEVN	UCBCHAN from base UCB for a parallel access volume (valid if MIRPAV is set)
143	(8F)	CHARACTER	1	MIRCCWCMD	CCW command code copied from the IOSVST field of the IOSB. Note: This may not be the actual command that received the MIH condition
IOS services return codes for the Store Subchannel, Halt Subchannel and Clear Subchannel requests issued by MIH. With field X'FF', the IOS service function not issued.					
144	(90)	CHARACTER	1	MIRHLTRC	Halt request return code from IOSVHSCH.
145	(91)	CHARACTER	1	MIRCLRRC	Clear request return code from IOSVHSCH.
146	(92)	CHARACTER	1	MIRSTRC1	Store Subchannel request return code from IOSVSTSQ, issued in IOSRMIHP.
147	(93)	CHARACTER	1	MIRSTRC2	Store Subchannel request return code from IOSVSSCQ, issued in IOSRMIHR for Start Pending.
The first word of the IRB from the CSCH interruption, which includes the subchannel control fields (which includes the clear pending bit).					
148	(94)	CHARACTER	4	MIRCIRB1	CSCH IRB word 1.
The first word of the IRB in the SCHIB as a result of the Store Subchannel in IOSRMIHR for Start Pending MIH condition.					
152	(98)	CHARACTER	4	MIRSIRB1	STSCH SCHIB IRB word 1.
Additional selected field from the device UCB prefix area					

Table 632. Structure MIR (continued)

Offset Dec	Offset Hex	Type	Len	Name (Dim)	Description
156	(9C)	UNSIGNED	1	MIRUSSID	UCBSSID (Note: This is the alias subchannel set id if device is a parallel access volume)
Driver id from the IOSB.					
157	(9D)	CHARACTER	1	MIRDROID	Driver id
MIRVERSN = 1 data follows.					
158	(9E)	UNSIGNED	1	MIRVERSN	Version number
159	(9F)	CHARACTER	1	*	Reserved
160	(A0)	UNSIGNED	4	MIRLEN	Total length of MIR

Table 633. Structure MIR\_KEY\_COUNT\_LENGTH

Offset Dec	Offset Hex	Type	Len	Name (Dim)	Description
0	(0)	STRUCTURE	6	MIR_KEY_COUNT_LENGTH	Key-count-length-data
0	(0)	UNSIGNED	2	MIR_KEY	Key
2	(2)	UNSIGNED	2	MIR_COUNT	Count
4	(4)	UNSIGNED	2	MIR_LENGTH	Length

Table 634. Structure MIR\_INTERROGATE\_DATA

Offset Dec	Offset Hex	Type	Len	Name (Dim)	Description
0	(0)	STRUCTURE	*	MIR_INTERROGATE_DATA	Interrogate data
0	(0)	BITSTRING	1	MIR_INTERROGATE_FLAGS	Flags
		1... ....		MIR_INTERROGATE_STATUSTEXT_VALID	The interrogate status text field is valid
		.111 1111	*		Reserved
1	(1)	CHARACTER	3	*	Reserved
4	(4)	CHARACTER	48	MIR_INTERROGATE_STATUSTEXT	Text describing the status of the I/O request
52	(34)	CHARACTER	8	*	Reserved
60	(3C)	UNSIGNED	2	MIR_INTERROGATE_INFO_LENGTH	Length of the variable interrogate information that follows
62	(3E)	CHARACTER	*	MIR_INTERROGATE_INFO	Variable interrogate information

Table 635. Constants for MIR

Len	Type	Value	Name	Description
----- Constants -----				
1	DECIMAL	1	MIRVERS1	MIRVERSN version 1
2	NUMB HEX	0001	MIRKEY1	Interrogate information key
2	NUMB HEX	0002	MIRKEY2	I/O device NED key
2	NUMB HEX	FFFF	MIRKEYEND	End of variable data key

Table 636. Cross Reference for MIR

Name	Offset	Hex Tag
MIR	0	
MIR_COUNT	2	
MIR_INTERROGATE_DATA	0	
MIR_INTERROGATE_FLAGS	0	
MIR_INTERROGATE_INFO	3E	
MIR_INTERROGATE_INFO_LENGTH	3C	
MIR_INTERROGATE_STATUSTEXT	4	
MIR_INTERROGATE_STATUSTEXT_VALID	0	80
MIR_KEY	0	
MIR_KEY_COUNT_LENGTH	0	
MIR_LENGTH	4	
MIRACTNA	5E	
MIRACTND	5D	
MIRACTNS	5F	
MIRADDL1	8A	80
MIRBDEVN	8D	
MIRCCWCMD	8F	
MIRCIRB1	94	
MIRCLRRC	91	
MIRDATA	18	
MIRDFL4	89	
MIRDMOUN	88	80
MIRDRID	9D	
MIRDVOLI	82	
MIRFLAG1	8A	
MIRFLAG2	8B	
MIRHEADR	0	
MIRHLTRC	90	
MIRINTVL	54	
MIRJOBNM	18	
MIRLEN	A0	
MIRPAV	8A	40
MIRPCHPS	69	
MIRPIOSF	72	
MIRPLEVL	71	
MIRPLPM	66	
MIRPLPUM	67	
MIRPLVMS	73	
MIRPMIHT	77	

Table 636. Cross Reference for MIR (continued)

Name	Offset	Hex Tag
MIRPPIM	68	
MIRPPMCW	64	
MIRPSID	60	
MIRRSNC	8C	
MIRSCHIB	20	
MIRSIRB1	98	
MIRSTRC1	92	
MIRSTRC2	93	
MIRTOHS	8A	20
MIRTYPE	5C	
MIRUALTC	78	80
MIRUCBCS	78	
MIRUCBDS	82	
MIRUCBPX	60	
MIRUCHAN	7A	
MIRUFLC	79	
MIRUSFLS	7C	
MIRUSSID	9C	
MIRUTYPE	7E	
MIRVERSN	9E	

## MMB information

### MMB heading information

**Common name:** MONITOR MESSAGE BLOCK

**Macro ID:** IEAMMB

**DSECT name:** MMB or Cnz\_tMMB

**Owning component:** Console (SC1CK)

**Eye-catcher ID:** MMB  
Offset: 0  
Length: 4

**Storage attributes:** Subpool: 250  
Key: 0

**Size:** 144 BYTES

**Created by:** IEAVMWSV

**Pointed to by:** UCMMBPTR FIELD OF THE UCM DATA AREA  
(FIRST MMB)  
UCMMBEND FIELD OF THE UCM DATA AREA  
(LAST MMB)  
MMBLINK FIELD OF THE MMB DATA AREA  
(NEXT MMB)

**Serialization:** NONE

**Function:** A MONITOR MESSAGE BLOCK IS CREATED FOR EACH  
WQE QUEUED FOR TPUT TO MONITORING TERMINALS

## MMB mapping

Table 637. Structure MMB

Offset Dec	Offset Hex	Type	Len	Name (Dim)	Description
0	(0)	STRUCTURE	0	MMB	
0	(0)	CHARACTER	4	MMBNAME	BLOCK ID - MMB IN EBCDIC LEFT JUSTIFIED
4	(4)	ADDRESS	4	MMBLINK	POINTER TO NEXT MMB OR ZERO
8	(8)	ADDRESS	4	MMBBKPTR	POINTER TO PREVIOUS MMB OR ZERO
12	(C)	SIGNED	2	MMBTXLN	LENGTH OF TEXT
14	(E)	SIGNED	2	MMBTYP(0)	MONITOR TYPE FLAGS
14	(E)	BITSTRING	1	MMBTYP1	- FIRST BYTE OF MONITOR TYPE FLAGS
		1... ....		MMBJBNM	"BIT0" - MONITOR JOB NAMES
		.1.. ....		MMBSTAT	"BIT1" - MONITOR STATUS
		..1. ....		MMBRVS01	"BIT2" - RESERVED
		...1 ....		MMBRVS02	"BIT3" - RESERVED
		.... 1...		MMBRVS03	"BIT4" - RESERVED
		.... .1..		MMBSESS	"BIT5" - MONITOR SESSIONS
		.... ..1.		MMBRVS04	"BIT6" - RESERVED
		.... ...1		MMBRVS05	"BIT7" - RESERVED
15	(F)	BITSTRING	1	MMBTYP2	- SECOND BYTE OF MONITOR TYPE FLAGS
16	(10)	CHARACTER	128	MMBTEXT	- MESSAGE TEXT
16	(10)	X'90'	0	MMBSIZE	"*-MMB" LENGTH OF MMB

Table 638. Cross Reference for MMB

Name	Offset	Hex	Tag
MMB	0		
MMBBKPTR	8		
MMBJBNM	E		80
MMBLINK	4		
MMBNAME	0		
MMBRVS01	E		20
MMBRVS02	E		10
MMBRVS03	E		8
MMBRVS04	E		2
MMBRVS05	E		1



Table 638. Cross Reference for MMB (continued)

Name	Offset	Hex Tag
MMBSESS	E	4
MMBSIZE	10	90
MMBSTAT	E	40
MMBTEXT	10	
MMBTXLN	C	
MMBTYPE	E	
MMBTYPE1	E	
MMBTYPE2	F	

## MPB information

### MPB programming interface information

MPB is a programming interface.

### MPB heading information

<b>Common name:</b>	Message Parameter Block Mapping Macro
<b>Macro ID:</b>	CNLMMPB
<b>DSECT name:</b>	MPB MPBMSG MPBSB
<b>Owning component:</b>	MVS MESSAGE SERVICE (SCMMS)
<b>Eye-catcher ID:</b>	'MPB ' Offset: 0 Length: 4
<b>Storage attributes:</b>	Subpool: of caller Key: of caller Residency: of caller
<b>Size:</b>	Variable based on size of message being processed. The size of this entry is located in MPBSIZE.
<b>Created by:</b>	Callers of Message Translate (TRANMSG) Callers of MPB build macros (BLDMPB,UPDTMPB)
<b>Pointed to by:</b>	MIOINPTP field of the MIO area ( input ) MIOBUFFP field of the MIO area ( output ) MPB_PTR
<b>Serialization:</b>	None required.
<b>Function:</b>	Used to map the Message Parameter Block which contains a parameterized message. The variable length portion contains a message header followed by all substitution tokens for the message. It is used as a parameter list for the Message Translate Service (TRANMSG).

## MPB mapping

Table 639. Structure MPB

Offset Dec	Offset Hex	Type	Len	Name(Dim)	Description
0	(0)	STRUCTURE	0	MPB	MESSAGE PARAMETER BLOCK
0	(0)	CHARACTER	4	MPBACRN	ACRONYM "MPB"
4	(4)	BITSTRING	1	MPBVRSN	MPB VERSION NUMBER
5	(5)	CHARACTER	3		RESEVERED
8	(8)	SIGNED	4	MPBSIZE	SIZE OF THIS MPB
12	(C)	SIGNED	4	MPBOFFST	OFFSET TO MESSAGE HEADER BLOCK
16	(10)	CHARACTER	8		RESERVED
24	(18)	SIGNED	4	MPBVDTL	LENGTH OF THE VARIABLE DATA AREA
28	(1C)	CHARACTER	1	MPBVDT(0)	SPACE USED IN OUTPUT BUFFER

Table 640. Structure MPBMSG

Offset Dec	Offset Hex	Type	Len	Name(Dim)	Description
0	(0)	STRUCTURE	0	MPBMSG	MPB HEADER BLOCK
0	(0)	CHARACTER	3	MPBFMTNM	MESSAGE FORMAT NUMBER
3	(3)	CHARACTER	2	MPBLNNM	MESSAGE LINE NUMBER
5	(5)	CHARACTER	1	MPBXFUNC	Extended function: When " 1", find the MsgID within the next line
6	(6)	CHARACTER	2		RESERVED
8	(8)	SIGNED	4	MPBSBCNT	COUNT OF SUBSTITUTION BLOCKS
12	(C)	SIGNED	4	MPBMIDL	LENGTH OF MESSAGE IDENTIFIER
16	(10)	CHARACTER	1	MPBMID(0)	MESSAGE IDENTIFIER

Table 641. Structure MPBSB

Offset Dec	Offset Hex	Type	Len	Name(Dim)	Description
0	(0)	STRUCTURE	0	MPBSB	MESSAGE SUBSTITUTION BLOCK
0	(0)	CHARACTER	1	MPBSBTYP	TYPE OF SUBSTITUTION BLOCK
1	(1)	CHARACTER	3		RESERVED
4	(4)	SIGNED	4	MPBTOKNL	LENGTH OF THE TOKEN NAME
8	(8)	CHARACTER	16	MPBTOKN	TOKEN NAME
24	(18)	SIGNED	4	MPBSUBL	LENGTH OF SUBSTITUTION DATA
28	(1C)	CHARACTER	1	MPBSUB(0)	SUBSTITUTION DATA

Table 642. Cross Reference for MPB

Name	Offset	Hex	Tag
MPB	0		
MPBACRN	0		
MPBFMTNM	0		
MPBLNNM	3		
MPBMID	10		
MPBMIDL	C		
MPBMSG	0		
MPBOFFST	C		

Table 642. Cross Reference for MPB (continued)

Name	Offset	Hex Tag
MPBSB	0	
MPBSBCNT	8	
MPBSBTYP	0	
MPBSIZE	8	
MPBSUB	1C	
MPBSUBL	18	
MPBTOKN	8	
MPBTOKNL	4	
MPBV DAT	1C	
MPBV DATL	18	
MPBVRSN	4	
MPBXFUNC	5	

## MPFT information

### MPFT heading information

**Common name:** MESSAGE PROCESSING FACILITY TABLE (MPFT) MAPPING MACRO

**Macro ID:** IEEZB809

**DSECT name:** MPFT, MPFTENTY, MPFMENTY

**Owning component:** SYSTEM COMMAND (SC1B8)

**Eye-catcher ID:** MPFT  
Offset: 0  
Length: 4

**Storage attributes:** Main Storage: YES  
Virtual Storage: NO  
Subpool: 241 (CSA)  
Key: 0  
Data Space: NO  
Residency: ANY

**Size:** MPFT -- X'0040' bytes  
MPFTENTY -- X'0028' bytes  
MPFMENTY -- X'0028' bytes

**Created by:** IEECB805

**Pointed to by:** UCMFMPFP field of the IEEUCUM data area  
UCMPOMPF field of the IEEUCUM data area

**Serialization:** The MPF table is serialized on via an ENQ on the SYSZMCS.MPFTABLE resource. An exclusive ENQ is required to change or delete the table.

**Function:** Contains a sorted list of message ID's and/or prefixes that are eligible for processing by MPF.

## MPFT mapping

Table 643. Structure MPFT

Offset Dec	Offset Hex	Type	Len	Name (Dim)	Description
0	(0)	STRUCTURE	64	MPFT	MPF TABLE
0	(0)	CHARACTER	4	MPFTACRN	CHARACTERS 'MPFT'
4	(4)	UNSIGNED	1	MPFTVRSN	VERSION LEVEL
5	(5)	BITSTRING	1	MPFTFLG	MPF FLAGS
		1... ....		MPFTDFLT	MPF .NOENTRY MESSAGE ID FOUND
		.1.. ....		MPFTDSUP	MPF .NOENTRY SUP(YES)
		..1. ....		MPFTDRET	MPF .NOENTRY RETENTION INDICATOR FOR DISPLAY MPF OUTPUT
		...1 ....		MPFTDAUT	MPF .NOENTRY AUTO(YES)
		.... 1...		MPFTDRYS	MPF .NOENTRY RETAIN(YES)
		.... .1..		MPFTDRI	MPF .NOENTRY RETAIN(I)
		.... ..1.		MPFTDRE	MPF .NOENTRY RETAIN(E)
		.... ...1		MPFTDRCE	MPF .NOENTRY RETAIN(CE)
6	(6)	BITSTRING	1	MPFTFLG2	MPF FLAG BYTE TWO
		1... ....		MPFTDSPA	MPF .NOENTRY SUP(ALL)
7	(7)	CHARACTER	1	MPFTRSV4	RESERVED
8	(8)	UNSIGNED	1	MPFTSPN	SUBPOOL NUMBER
9	(9)	UNSIGNED	3	MPFTSIZE	SIZE OF MPF TABLE TOTAL
12	(C)	UNSIGNED	2	MPFTNENG	NUMBER OF ENTRIES IN GENERIC TABLE
14	(E)	UNSIGNED	2	MPFTNENS	NUMBER OF ENTRIES IN SPECIFIC TABLE
16	(10)	UNSIGNED	2	MPFTENLN	LENGTH OF EACH ENTRY
18	(12)	UNSIGNED	2	MPFTMELN	MPF Module entry length
20	(14)	ADDRESS	4	MPFTGENP	POINTER TO THE FIRST ENTRY IN GENERIC TABLE
24	(18)	ADDRESS	4	MPFTSENP	POINTER TO THE FIRST ENTRY IN SPECIFIC TABLE
28	(1C)	ADDRESS	4	MPFTMENP	POINTER TO THE FIRST ENTRY IN EXIT TABLE
32	(20)	SIGNED	4	MPFTCECB	SET MPF COMMAND ECB
36	(24)	ADDRESS	4	MPFTASCB	ASCB ADDRESS OF IIECB805 TASK FOR CNZS1MPS POST
40	(28)	CHARACTER	8	MPFTDATK	MPF .NOENTRY TOKEN
48	(30)	UNSIGNED	2	MPFTNENM	NUMBER OF ENTRIES IN EXIT TABLE
50	(32)	CHARACTER	14	MPFTRSV	RESERVED

Table 644. Structure MPFTENTY

Offset Dec	Offset Hex	Type	Len	Name (Dim)	Description
0	(0)	STRUCTURE	40	MPFTENTY	MPF TABLE ENTRY MAPPING
0	(0)	CHARACTER	10	MPFMSGID	MESSAGE ID
10	(A)	UNSIGNED	1	MPFTIDLN	LENGTH OF MESSAGE ID
11	(B)	BITSTRING	1	MPFTEFLG	ENTRY FLAGS

Table 644. Structure MPFTENTY (continued)

Offset Dec	Offset Hex	Type	Len	Name (Dim)	Description
		1... ....		MPFTPREF	PREFIX ENTRY
		.1.. ....		MPFSUPMS	SUPPRESS THE MESSAGE
		..1. ....		MPFABEND	USER EXIT ROUTINE ABENDED
		...1 ....		MPFNTFND	USER EXIT ROUTINE NOT FOUND
		.... 1...		MPFXACTV	EXIT IS ACTIVE
		.... .1..		MPFRETAN	RETENTION INDICATOR FOR DISPLAY MPF OUTPUT
		.... ..1.		MPFAUTO	AUTOMATION SPECIFIED FOR THIS MSG
		.... ...1		MPFSUPA	SUPPRESS ALL MESSAGES INCLUDING COMMAND RESPONSES
12	(C)	CHARACTER	8	MPFEXNME	USER EXIT ROUTINE MODULE NAME
20	(14)	ADDRESS	4	MPFEXENT	ADDRESS OF ENTRY POINT
24	(18)	CHARACTER	8	MPFAUTOT	AUTOMATION TOKEN VALUE
32	(20)	ADDRESS	4	MPFTIWKP	POINTER TO 8-BYTE DATA AREA FOR AN INDIVIDUAL EXIT
36	(24)	BITSTRING	1	MPFRFLGS	INDIVIDUAL RETENTION FLAGS
		1... ....		MPFRETYs	RETAIN ALL ACTION MSGS
		.1.. ....		MPFRETI	RETAIN IF IMMEDIATE ACTION MSG
		..1. ....		MPFRETE	RETAIN IF EVENTUAL ACTION MSG
		...1 ....		MPFRETCe	RETAIN IF CRITICAL EVENTUAL ACTION MSG
		.... 1111		*	RESERVED
37	(25)	CHARACTER	2	MPFSUFFIX	INDIVIDUAL SUFFIX
39	(27)	CHARACTER	1	*	RESERVED

Table 645. Structure MPFMENTY

Offset Dec	Offset Hex	Type	Len	Name (Dim)	Description
0	(0)	STRUCTURE	40	MPFMENTY	MPF Module entry mapping
0	(0)	CHARACTER	8	MPFMNAME	Entry point name
8	(8)	ADDRESS	4	MPFMADDR	Starting address of module
12	(C)	SIGNED	4	MPFMLEN	Length of module
16	(10)	ADDRESS	4	MPFMEPA	Entry point of module
20	(14)	CHARACTER	8	MPFWKA	Workarea for exit
28	(1C)	CHARACTER	12	MPFMRSV	Reserved

Table 646. Constants for MPFT

Len	Type	Value	Name	Description
THE ACRONYM AND VERSION NUMBER TO BE PLACED IN THE MPF TABLE.				
4	CHARACTER	MPFT	MPFTNAME	ACRONYM
1	DECIMAL	1	MPFTS212	LEVEL 0S/VS2 JBB2125
1	DECIMAL	2	MPFTS410	LEVEL 0S/VS2 HBB4410
1	DECIMAL	3	MPFTS422	LEVEL 0S/VS2 JBB4422
1	DECIMAL	4	MPFTS727	LEVEL JBB7727
1	DECIMAL	4	MPFTVERN	CURRENT VERSION

Table 647. Cross Reference for MPFT

Name	Offset	Hex Tag
MPFABEND	B	20
MPFAUTO	B	02
MPFAUTOT	18	
MPFEXENT	14	
MPFEXNME	C	
MPFMADDR	8	
MPFMENTY	0	
MPFMEPA	10	
MPFMLEN	C	
MPFMNAME	0	
MPFMRSV	1C	
MPFMMSGID	0	
MPFNTFND	B	10
MPFRETAN	B	04
MPFRETCE	24	10
MPFRETE	24	20
MPFRETI	24	40
MPFRETYS	24	80
MPFRFLGS	24	
MPFSUFFIX	25	
MPFSUPA	B	01
MPFSUPMS	B	40
MPFT	0	
MPFTACRN	0	
MPFTASCB	24	
MPFTCECB	20	
MPFTDATK	28	
MPFTDAUT	5	10
MPFTDFLT	5	80
MPFTDRCE	5	01
MPFTDRE	5	02
MPFTDRET	5	20
MPFTDRI	5	04
MPFTDRYS	5	08
MPFTDSPA	6	80
MPFTDSUP	5	40
MPFTEFLG	B	
MPFTENLN	10	
MPFTENTY	0	

Table 647. Cross Reference for MPFT (continued)

Name	Offset	Hex Tag
MPFTFLG	5	
MPFTFLG2	6	
MPFTGENP	14	
MPFTIDLN	A	
MPFTIWKP	20	
MPFTMELN	12	
MPFTMENP	1C	
MPFTNENG	C	
MPFTNENM	30	
MPFTNENS	E	
MPFTPREF	B	80
MPFTRSV	32	
MPFTRSV4	7	
MPFTSENP	18	
MPFTSIZE	9	
MPFTSPN	8	
MPFTVRSN	4	
MPFWKA	14	
MPFXACTV	B	08

## MQE information

### MQE heading information

<b>Common name:</b>	IPL Message Queue Element (MQE).
<b>Macro ID:</b>	IHAMQE
<b>DSECT name:</b>	MQE
<b>Owning component:</b>	Initial Program Load (SC1C9)
<b>Eye-catcher ID:</b>	NONE
<b>Storage attributes:</b>	Main Storage: YES Virtual Storage: NO Auxiliary Storage: NO Subpool: 245 Key: 0 Data Space: NO Residency: MQEs are created in the IPL workspace. IEAIPL99 copies the MQEs to SQA (SP 245, below the 16 MB line) before the IPL workspace is deleted.
<b>Size:</b>	4 + length of WPL + length of WPLFLGS (see IEZWPL)
<b>Created by:</b>	IEAIPL35 creates one MQE for each message it is requested to issue.

**Pointed to by:** MQH1ST - Points to the first MQE on the IPL message queue.  
MQHNTH - Points to the last MQE on the IPL message queue.

**Serialization:** NONE

**Function:** During IPL a console is not available. Messages issued during IPL are therefore saved in MQEs, which are queued on to the IPL Message Queue. Messages contained in MQEs are issued when the WTO becomes available during NIP.

## MQE mapping

Table 648. Structure MQE

Offset Dec	Offset Hex	Type	Len	Name (Dim)	Description
0	(0)	STRUCTURE	144	MQE	
0	(0)	ADDRESS	4	MQENEXT	Pointer to the next MQE on the queue.
4	(4)	CHARACTER	138	MQEDATA	The WTO parameter list.
142	(8E)	CHARACTER	2	*	Pad for doubleword alignment
144	(90)	CHARACTER	0	*	For double word boundary.

## MQH information

### MQH heading information

**Common name:** IPL Message Queue Header (MQH)

**Macro ID:** IHAMQH

**DSECT name:** MQH

**Owning component:** Initial Program Load (SC1C9)

**Eye-catcher ID:** None

**Storage attributes:** Subpool: Created in the IPL work space, copied to subpool 245

**Size:** 12 bytes

**Created by:** IEAIPL30 creates one MQH.

**Pointed to by:** IVTMQHP during IPL  
NVTMQHP during NIP

**Serialization:** None

**Function:** The MQH is the header for the IPL message queue. During IPL a console is not available. Messages issued during IPL are therefore saved in Message Queue Elements (MQEs), which are queued on to the IPL Message Queue. Messages contained in MQEs are issued when the NIP console is initialized.



## MQH mapping

Table 649. Structure MQH

Offset Dec	Offset Hex	Type	Len	Name(Dim)	Description
0	(0)	STRUCTURE	16	MQH	
0	(0)	ADDRESS	4	MQH1ST	Pointer to the first (oldest) MQE.
4	(4)	ADDRESS	4	MQHCOUNT	Number of MQE's on the queue.
8	(8)	ADDRESS	4	MQHNTH	Pointer to the Nth (youngest) MQE.
12	(C)	ADDRESS	4	*	For DWORD boundary.

## MSGs information

### MSGs heading information

**Common name:** Generalized Message Service Parameter List (MSGs)

**Macro ID:** IEAVM101

**DSECT name:** MSGS

**Owning component:** Console (SC1CK)

**Eye-catcher ID:** MSGS  
Offset: 0  
Length: 4

**Storage attributes:** Virtual Storage: Caller's Storage  
AUXILARY STORAGE: Caller's Storage  
Subpool: Caller's Storage  
Key: Caller's Storage  
Data Space: Caller's Storage  
Residency: Caller's Storage

**Size:** 44 BYTES

**Created by:** Caller

**Pointed to by:** Register 1 points to a word which points to the MSGS.

**Serialization:** None

**Function:** Provides the interface between the modules that need to issue messages and the Generalized Message Service Module (IEAVM200). This module contains a table of message Ids that the Message Service Module uses to build the requested message.

### MSGs mapping

Table 650. Structure MSGS

Offset Dec	Offset Hex	Type	Len	Name(Dim)	Description
0	(0)	STRUCTURE	44	MSGs	Generalized Message Service Parameter List
0	(0)	CHARACTER	4	MSGsACRN	Acronym 'MSGs'
4	(4)	UNSIGNED	1	MSGsVRSN	Version Level

Table 650. Structure MSGS (continued)

Offset Dec	Offset Hex	Type	Len	Name (Dim)	Description
5	(5)	BITSTRING	1	MSGSRFLG	Request flags
		1... ....		MSGSBAIM	Build and issue message
		.1.. ....		MSGSBAQM	Build and queue message
		..1. ....		MSGSIAMQ	Issue all messages on queue
		...1 ....		MSGSHDCY	Write to hardcopy only
		.... 1111		*	Reserved
6	(6)	CHARACTER	2	*	Reserved
8	(8)	SIGNED	4	MSGSLNUM	CONSOLxx statement line number for sorting the message queue
12	(C)	UNSIGNED	4	MSGSMGI	Message Id indicator
16	(10)	CHARACTER	2	*	Reserved
18	(12)	UNSIGNED	2	MSGSNMBI	Total number of inserts (includes sub-inserts)
20	(14)	ADDRESS	4	MSGSIPT	Pointer to inserts
24	(18)	ADDRESS	4	MSGMQPB	Address of a word containing the pointer to beginning of message queue. Serialization of the queue is up to the caller of this service.
28	(1C)	ADDRESS	4	MSGMQPE	Address of a word containing the pointer to end of message queue
32	(20)	UNSIGNED	4	MSGSDOMID	DOM Id of msg returned to caller
36	(24)	CHARACTER	8	*	Reserved

Table 651. Structure MSGSISRT

Offset Dec	Offset Hex	Type	Len	Name (Dim)	Description
0	(0)	STRUCTURE	12	MSGSISRT	Message insert
0	(0)	UNSIGNED	2	MSGSILNT	Length of insert text
2	(2)	BITSTRING	1	MSGSIFLG	Insert flags
		1... ....		MSGSICHH	Convert insert to printable hex characters
		.1.. ....		MSGSICHD	Convert insert to printable decimal characters
		..1. ....		MSGSISUB	Insert contains sub-insert
		...1 ....		MSGSIZRO	Suppress leading zeros
		.... 1111		*	Reserved
3	(3)	BITSTRING	1	*	Reserved
4	(4)	ADDRESS	4	MSGSITXT	Pointer to text of insert
8	(8)	UNSIGNED	1	MSGSISUP	Number of leading zeros to suppress
9	(9)	CHARACTER	1	MSGSIDEL	Delimiter character
10	(A)	CHARACTER	2	*	Reserved

Table 652. Constants for MSGS

Len	Type	Value	Name	Description
The acronym and the version number to be placed in the MSGS Control Block.				
4	CHARACTER	MSGS	MSGSNAME	Acronym
1	DECIMAL	1	MSGSS220	Level JBB2220
1	DECIMAL	2	MSGSS410	Level HBB4410

Table 652. Constants for MSGS (continued)

Len	Type	Value	Name	Description
1	DECIMAL	2	MSGSVERN	Current version level
Table of message Ids:				
4	DECIMAL	0	MSPREBLT	Id for pre-built message
4	DECIMAL	18901	MS189I01	Msg IEA189I version 1
4	DECIMAL	18902	MS189I02	Msg IEA189I version 2
4	DECIMAL	19400	MS194I00	Msg IEA194I
4	DECIMAL	19501	MS195I01	Msg IEA195I version 1
4	DECIMAL	19502	MS195I02	Msg IEA195I version 2
4	DECIMAL	19503	MS195I03	Msg IEA195I version 3
4	DECIMAL	19505	MS195I05	Msg IEA195I version 5
4	DECIMAL	19506	MS195I06	Msg IEA195I version 6
4	DECIMAL	19507	MS195I07	Msg IEA195I version 7
4	DECIMAL	19508	MS195I08	Msg IEA195I version 8
4	DECIMAL	19509	MS195I09	Msg IEA195I version 9
4	DECIMAL	19510	MS195I10	Msg IEA195I version 10
4	DECIMAL	19511	MS195I11	Msg IEA195I version 11
4	DECIMAL	19512	MS195I12	Msg IEA195I version 12
4	DECIMAL	19513	MS195I13	Msg IEA195I version 13
4	DECIMAL	19514	MS195I14	Msg IEA195I vers 14
4	DECIMAL	19601	MS196I01	Msg IEA196I version 1
4	DECIMAL	19602	MS196I02	Msg IEA196I version 2
4	DECIMAL	19603	MS196I03	Msg IEA196I version 3
4	DECIMAL	19604	MS196I04	Msg IEA196I version 4
4	DECIMAL	19605	MS196I05	Msg IEA196I version 5
4	DECIMAL	19606	MS196I06	Msg IEA196I version 6
4	DECIMAL	19608	MS196I08	Msg IEA196I version 8
4	DECIMAL	19609	MS196I09	Msg IEA196I version 9
4	DECIMAL	19610	MS196I10	Msg IEA196I version 10
4	DECIMAL	19611	MS196I11	Msg IEA196I version 11
4	DECIMAL	19612	MS196I12	Msg IEA196I version 12
4	DECIMAL	19613	MS196I13	Msg IEA196I version 13
4	DECIMAL	19614	MS196I14	Msg IEA196I version 14
4	DECIMAL	19615	MS196I15	Msg IEA196I version 15
4	DECIMAL	19616	MS196I16	Msg IEA196I version 16
4	DECIMAL	19617	MS196I17	Msg IEA196I version 17
4	DECIMAL	19619	MS196I19	Msg IEA196I version 19
4	DECIMAL	19620	MS196I20	Msg IEA196I version 20
4	DECIMAL	50400	MS504I00	Msg IEA504I
4	DECIMAL	18000	ME180I00	Msg IEE180I
4	DECIMAL	18100	ME181I00	Msg IEE181I
4	DECIMAL	18200	ME182I00	Msg IEE182I
4	DECIMAL	25400	MS254I00	Msg IEA254I
4	DECIMAL	26001	ME260I01	Msg IEE260I version 1
4	DECIMAL	26002	ME260I02	Msg IEE260I version 2
4	DECIMAL	26003	ME260I03	Msg IEE260I version 3

Table 652. Constants for MSGS (continued)

Len	Type	Value	Name	Description
4	DECIMAL	26004	ME260I04	Msg IEE260I version 4
4	DECIMAL	26005	ME260I05	Msg IEE260I version 5
SMCS Console Messages				
4	DECIMAL	4901	SN049I01	Msg IEE049I vers 1
4	DECIMAL	4902	SN049I02	Msg IEE049I vers 2
4	DECIMAL	5000	SN050I00	Msg IEE050I
4	DECIMAL	5100	SN051I00	Msg IEE051I
4	DECIMAL	5201	SN052I01	Msg IEE052I vers 1
4	DECIMAL	5202	SN052I02	Msg IEE052I vers 2
4	DECIMAL	5203	SN052I03	Msg IEE052I vers 3
4	DECIMAL	5301	SN053I01	Msg IEE053I vers 1
4	DECIMAL	5302	SN053I02	Msg IEE053I vers 2
4	DECIMAL	5303	SN053I03	Msg IEE053I vers 3
4	DECIMAL	5401	SN054I01	Msg IEE054I vers 1
4	DECIMAL	5402	SN054I02	Msg IEE054I vers 2
4	DECIMAL	5501	SN055I01	Msg IEE055I vers 1
4	DECIMAL	5502	SN055I02	Msg IEE055I vers 2
4	DECIMAL	5700	SN057I00	Msg IEE057I
4	DECIMAL	5800	SN058I00	Msg IEE058I
4	DECIMAL	6600	SN066I00	Msg IEE066I
4	DECIMAL	6700	SN067I00	Msg IEE067I
4	DECIMAL	81900	SN819E00	Msg IEE819E
4	DECIMAL	82300	SN823E00	Msg IEE823E
4	DECIMAL	82900	SN829E00	Msg IEE829E

Table 653. Cross Reference for MSGS

Name	Offset	Hex Tag
MSGS	0	
MSGSACRN	0	
MSGSBAIM	5	80
MSGSBAQM	5	40
MSGSDOMID	20	
MSGSHDCY	5	10
MSGSIAMQ	5	20
MSGSICHD	2	40
MSGSICHH	2	80
MSGSIDEL	9	
MSGSIFLG	2	
MSGSILNT	0	
MSGSIPTR	14	
MSGSISRT	0	
MSGSISUB	2	20

Table 653. Cross Reference for MSGS (continued)

Name	Offset	Hex Tag
MSGSISUP	8	
MSGSITXT	4	
MSGSIZRO	2	10
MSGSLNUM	8	
MSGSMQPB	18	
MSGSMQPE	1C	
MSGSMGI	C	
MSGSNMBI	12	
MSGSRFLG	5	
MSGSVRSN	4	

## MSRASDCA information

### MSRASDCA heading information

**Common name:** MASTER SCHEDULER COMMAND RAS DATA COMMUNICATIONS AREA (MSRASDCA)

**Macro ID:** IEEZB808

**DSECT name:** MSRASDCA

**Owning component:** SYSTEM COMMAND (SC1B8)

**Eye-catcher ID:** MRAS  
Offset: 0  
Length: 4

**Storage attributes:** Subpool: 230  
Key: 0

**Size:** 116 BYTES

**Created by:** IEECB860 AND IEE0003D

**Pointed to by:** REGISTER 3, ON RETURN FROM IEECB860  
FIELD XAMSRAS IN THE XSA

**Serialization:** NONE

**Function:** MAPS THE DATA AREA USED TO COMMUNICATE SDWA  
DATA BETWEEN:  
- MAINLINE SYSTEM COMMAND PROCESSORS AND THE  
MASTER SCHEDULER COMMAND PROCESSOR ESTAE  
RECOVERY MODULE - IEECB860  
- MODULES IN THE SVC 34 LOAD(IGC0003D) AND  
THE SVC 34 ESTAE MODULE - IEE5103D

## MSRASDCA mapping

Table 654. Structure MSRASDCA

Offset Dec	Offset Hex	Type	Len	Name(Dim)	Description
0	(0)	STRUCTURE	0	MSRASDCA	- MASTER SCHEDULER RAS DATA COMMUNICATIONS AREA
0	(0)	CHARACTER	4	MSRCBID	CONTROL BLOCK ID - MRAS
4	(4)	CHARACTER	1	MSRVERSN	VERSION LEVEL
4	(4)	X'1'	0	MSRSP21	"1" VERSION LEVEL OS/VS2 HBB2102
4	(4)	X'2'	0	MSRSP212	"2" VERSION LEVEL OS/VS2 JBB2125
4	(4)	X'2'	0	MSRVERID	"MSRSP212" VERSION LEVEL - UPDATED FOR SIZE OR INCOMPATIBLE CHANGE
5	(5)	BITSTRING	1	MSRFLGS1	FLAGS BYTE
		1... ....		MSRNOMSG	"X'80'" DO NOT ISSUE MESSAGE
6	(6)	CHARACTER	2	MSRES1	RESERVED
8	(8)	CHARACTER	8	MSRLNAME	FAILING LOAD MODULE NAME
16	(10)	CHARACTER	8	MSRCNAME	FAILING CSECT NAME
21	(15)	CHARACTER	1	MSREXITF	IF SET TO 'X' CSECT IS NOT IN CONTROL
21	(15)	X'E7'	0	MSREXITI	"C'X'" USED TO INDICATE CSECT NOT IN CONTROL
24	(18)	CHARACTER	5	MSRCMPID	COMPONENT ID OF FAILING MODULE
29	(1D)	CHARACTER	23	MSRCMND	FAILING COMMAND
52	(34)	CHARACTER	16	MSRMODLV	LEVEL OF FAILING MODULE
68	(44)	CHARACTER	4	MSREASNC	REASON CODE OR RETURN CODE FOR ABEND
72	(48)	BITSTRING	2	MSRDSIZE	LENGTH OF VARIABLE DATA AREA
74	(4A)	BITSTRING	2	MSRDLEN	LENGTH OF VARIABLE DATA
76	(4C)	SIGNED	2	MSRDPVA(0)	FLAGS DESCRIBING MSRVRA, TO BE MOVED TO SDWAVRA
76	(4C)	BITSTRING	1	MSRDPVA1	BYTE ONE OF SDWADPVA
		1... ....		MSRHEX	"X'80'" MSRVRA DATA TO BE PRINTED BY EREP IN HEX
		.1.. ....		MSREBC	"X'40'" MSRVRA DATA TO BE PRINTED BY EREP IN EBCDIC
		..1. ....		MSRVRAM	"X'20'" MSRVRA DATA IS IN THE FORMAT MAPPED BY THE IHAVRA MACRO
77	(4D)	BITSTRING	1	MSRDPVA2	RESERVED
78	(4E)	SIGNED	2	MSRES2	RESERVED
80	(50)	SIGNED	4	MSRES3	RESERVED
84	(54)	ADDRESS	4	MSRVRAD	ADDRESS OF MSRVRA
88	(58)	ADDRESS	4	MSRRTYAD	ADDRESS OF RETRY ROUTINE WHERE AN SDWA IS AVAILABLE
92	(5C)	ADDRESS	4	MSRRTYNS	ADDRESS OF RETRY ROUTINE IN THE EVENT OF NO SDWA
96	(60)	ADDRESS	4	MSRCLPAD	ADDRESS OF CLEANUP ROUTINE
100	(64)	ADDRESS	4	MSRRUBAD	ADDRESS OF REGISTER UPDATE BLOCK - MUST BE PROVIDED IF RETRY SPECIFIED
104	(68)	ADDRESS	4	MSRDMPEX	ADDRESS OF DUMP EXIT
108	(6C)	ADDRESS	4	MSRPARMP	POINTER TO IEECB860'S PARM AREA
112	(70)	BITSTRING	2	MSRPARML	LENGTH OF IEECB860'S PARM AREA
114	(72)	CHARACTER	2	MSRES4	RESERVED

Table 655. Structure MSRVRA

Offset Dec	Offset Hex	Type	Len	Name (Dim)	Description
0	(0)	STRUCTURE	0	MSRVRA	VARIABLE DATA AREA DSECT
0	(0)	CHARACTER	255	MSRVRA	VARIABLE DATA TO BE MOVED TO SDWAVRA

Table 656. Cross Reference for MSRASDCA

Name	Offset	Hex	Tag
MSRASDCA	0		
MSRCBID	0		
MSRCLPAD	60		
MSRCMND	1D		
MSRCMPID	18		
MSRCNAME	10		
MSRDLEN	4A		
MSRDMPEX	68		
MSRDPVA	4C		
MSRDPVA1	4C		
MSRDPVA2	4D		
MSRDSIZE	48		
MSREASNC	44		
MSREBC	4C		40
MSRES1	6		
MSRES2	4E		
MSRES3	50		
MSRES4	72		
MSREXITF	15		
MSREXITI	15		E7
MSRFLGS1	5		
MSRHEX	4C		80
MSRLNAME	8		
MSRMDLV	34		
MSRNOMSG	5		80
MSRPARML	70		
MSRPARMP	6C		
MSRRTYAD	58		
MSRRTYNS	5C		
MSRRUBAD	64		
MSRSP21	4		1
MSRSP212	4		2
MSRVERID	4		2
MSRVERSN	4		

Table 656. Cross Reference for MSRASDCA (continued)

Name	Offset	Hex	Tag
MSRVRA	0		
MSRVRAD	54		
MSRVRA DS	0		
MSRVRAM	4C		20

## MTB information

### MTB programming interface information

MTB is a programming interface.

### MTB heading information

<b>Common name:</b>	Message Text Block Mapping Macro
<b>Macro ID:</b>	CNLMMTB
<b>DSECT name:</b>	MTB MTBMSG
<b>Owning component:</b>	MVS MESSAGE SERVICE (SCMMS)
<b>Eye-catcher ID:</b>	'MTB ' Offset: 0 Length: 4
<b>Storage attributes:</b>	Subpool: of caller Key: of caller Residency: of caller
<b>Size:</b>	Variable based on size of parameterized form of the message being processed. Size of this MTB is in field MTBSIZE.
<b>Created by:</b>	Callers of Message Parameterize Callers of Message Translate
<b>Pointed to by:</b>	MIOINPTP field of the MIO area MIOBUFP field of the MIO area
<b>Serialization:</b>	None required.
<b>Function:</b>	Used to map the Message Text Block. When input to the MVS Message Service it contains USA English message. Output MTB may contain multiple translated messages.

### MTB mapping

Table 657. Structure MTB

Offset Dec	Offset Hex	Type	Len	Name (Dim)	Description
0	(0)	STRUCTURE	0	MTB	Message text block
0	(0)	CHARACTER	4	MTBACRN	Acronym "MTB "
4	(4)	BITSTRING	1	MTBVRSN	MTB version



Table 657. Structure MTB (continued)

Offset Dec	Offset Hex	Type	Len	Name (Dim)	Description
5	(5)	CHARACTER	3		Reserved
8	(8)	SIGNED	4	MTBSIZE	Size of MTB
12	(C)	CHARACTER	3	MTBLNGCD	Output language code
15	(F)	BITSTRING	1	MTBFLAGS	Message flags
	1... ..			MTBDBCS	"X'80'" DBCS indicator
16	(10)	CHARACTER	4		Reserved
20	(14)	SIGNED	4	MTBCOUNT	Count of message records
24	(18)	SIGNED	4	MTBOFFST	Offset to first entry in MTBV DAT
28	(1C)	CHARACTER	8		Reserved
36	(24)	SIGNED	4	MTBV DATL	Length of variable data area
40	(28)	CHARACTER	1	MTBV DAT(0)	Variable data area

Table 658. Structure MTBMSG

Offset Dec	Offset Hex	Type	Len	Name (Dim)	Description
0	(0)	STRUCTURE	0	MTBMSG	Message record block
0	(0)	SIGNED	2	MTBTEXTL	Length of message entry
2	(2)	CHARACTER	1	MTBTEXT(0)	Message text

Table 659. Cross Reference for MTB

Name	Offset	Hex	Tag
MTB	0		
MTBACRN	0		
MTBCOUNT	14		
MTBDBCS	F		80
MTBFLAGS	F		
MTBLNGCD	C		
MTBMSG	0		
MTBOFFST	18		
MTBSIZE	8		
MTBTEXT	2		
MTBTEXTL	0		
MTBV DAT	28		
MTBV DATL	24		
MTBVRSN	4		

## MTT information

### MTT heading information

**Common name:** Master Trace Table Mapping Macro  
**Macro ID:** IEEZB806  
**DSECT name:** MTTABLE, MTENTRY

**Owning component:** Master Scheduler (SC1B8)

**Eye-catcher ID:** 'MTT '  
Offset: 0  
Length: 4

**Storage attributes:** Main Storage: Master's Address Space  
Virtual Storage: n/a  
Auxiliary Storage: n/a  
Subpool: 229  
Key: 0  
Data Space: n/a  
Residency: Above 31-bit line

**Size:** Table Header: 128 bytes  
Entry Header: 10 bytes  
Entry Data : user defined  
Total size varies between 16K and 999K

**Created by:** CNZM1TRC

**Pointed to by:** BAMTTBL field of the BASEA data area

**Serialization:** CONSOLE address space local lock

**Function:** Maps the Master Trace Table and an entry in the table.

## MTT mapping

Table 660. Structure MTTABLE

Offset Dec	Offset Hex	Type	Len	Name(Dim)	Description
0	(0)	STRUCTURE	*	MTTABLE	ALIGN MASTER TRACE TABLE MAPPING TO A DOUBLE WORD BOUNDARY
0	(0)	CHARACTER	128	MTTHDRA	HEADER AREA OF TABLE
0	(0)	CHARACTER	4	MTTID	MASTER TRACE TABLE IDENT.
4	(4)	ADDRESS	4	MTTCURPT	ADDR OF CURRENT ENTRY
8	(8)	ADDRESS	4	MTTENTPT	ADDR OF STORAGE AREA FOR TABLE ENTRIES
12	(C)	ADDRESS	4	MTTENDPT	ADDR OF FIRST BYTE BEYOND END OF TABLE
16	(10)	UNSIGNED	4	MTTSIZE	SUBPOOL AND LENGTH FOR FREEMAIN
16	(10)	UNSIGNED	1	MTTSP	SUBPOOL OF TABLE
17	(11)	UNSIGNED	3	MTTLEN	LENGTH OF TABLE
20	(14)	CHARACTER	12	MTTWRPTM	TIME TABLE INITIALIZED OR TIME LAST WRAPPED IN FORM IT/WTTH:MM:SS.S, PRODUCED VIA THE USE OF THE CONTIME MACRO
32	(20)	ADDRESS	4	MTTWRPPT	ADDR OF LAST ENTRY STORED BEFORE TABLE WRAP
36	(24)	SIGNED	4	*	Reserved (Was MTTPFLAG)
40	(28)	SIGNED	4	MTTDAREA	DATA AREA LENGTH
44	(2C)	CHARACTER	84	*	Reserved (Was MTTWK808)
128	(80)	CHARACTER	*	MTTENTA	STORAGE AREA FOR TABLE ENTRIES

Table 661. Structure MTENTRY

Offset Dec	Offset Hex	Type	Len	Name (Dim)	Description
0	(0)	STRUCTURE	*	MTENTRY	ALIGNS TO BYTE BNDRY
0	(0)	CHARACTER	10	MTENTHDR	TABLE ENTRY HEADER
0	(0)	BITSTRING	2	MTENTFLG	FLAGS SET BY CALLER
2	(2)	BITSTRING	2	MTENTTAG	IDENTIFIES CALLER
4	(4)	BITSTRING	4	MTENTIMM	CALLERS IMMEDIATE DATA
8	(8)	BITSTRING	2	MTENTLEN	LENGTH OF CALLER'S DATA
10	(A)	CHARACTER	*	MTENTDAT	DATA PASSED BY CALLER

Table 662. Cross Reference for MTT

Name	Offset	Hex Tag
MTENTDAT	A	
MTENTFLG	0	
MTENTHDR	0	
MTENTIMM	4	
MTENTLEN	8	
MTENTRY	0	
MTENTTAG	2	
MTTABLE	0	
MTTCURPT	4	
MTTDAREA	28	
MTTENDPT	C	
MTTENTA	80	
MTTENTPT	8	
MTTHDRA	0	
MTTID	0	
MTTLEN	11	
MTTSIZE	10	
MTTSP	10	
MTTWRPPT	20	
MTTWRPTM	14	

## NEL information

### NEL programming interface information

**ONLY** the following field is part of the programming interface information:

- NELXA2

### NEL heading information

**Common name:** Interpreter Entrance List

**Macro ID:** IEFNEL

**DSECT name:** NEL (defined by invoker), NELEXITS and NELEXENT (when exits are included)

**Owning component:** Converter / Interpreter (SC1B9)

**Eye-catcher ID:** None

**Storage attributes:** Subpool: 10, 252, 253  
Key: Determined by caller  
Residency: Below

**Size:** 40 (decimal) for Interpreter,  
66 (decimal) for Converter,  
when exits are included then  
additional 8 + 8\*number of exits  
(plus 6 for double-word alignment  
for Converter)

**Created by:** Invoker of Converter or Interpreter

**Pointed to by:** - Register 1 on entry to the Converter  
- Register 1 on entry to the Interpreter  
- NELEXLST points to NELEXITS when exits are included

**Serialization:** None

**Function:** This macro provides a symbolic mapping of the parameter lists  
required when invoking the Converter or Interpreter subroutines.  
Each list and its exit sublist must be constructed in dynamically  
allocated storage prior to calling the Converter or Interpreter.

## NEL mapping

Table 663. Structure

Offset Dec	Offset Hex	Type	Len	Name(Dim)	Description
0	(0)	STRUCTURE	0		
%NELPRO: ;					
VS2 SU16 - IN THIS MACRO, SU 16 SUPPORTS VPSS SUPPORT (SU29 - @G29AN2E). MERGE SU 4,10,16 CODE TO REL 037 BASE PTF A - ADDED NEW POINTER NELSYSNP TO COMMON AREA A - ADDED NEW BIT TO NELOPSWT FOR CONDITONAL GETMAINS A - ADDED NEW EXIT LIST ENTRY(JDV) FOR POINTER TO A JCL DEFINITION VECTOR TABLE(JDVT) NAME A - A SWITCH REQUESTING SWB SUPPORT A - SUPPORT TO ALLOW MAPPING OF BOTH C & I IN ONE CSECT A - SUPPORT TO ALLOW SWA TO RESIDE ABOVE THE LINE A - ADDED POINTER TO THE JES/INTERPRETER COMMUNICATIONS AREA C - CHANGED 2 RESERVED BITS TO BE USED AS AN INDICATOR THAT THE NEW FORMAT PARAMETER LIST IS BEING PASSED AND AN INDICATOR THAT THE CONVERTER ENVIRONMENT IS TO BE TERMINATED.					

Table 663. Structure (continued)

Offset Dec	Offset Hex	Type	Len	Name(Dim)	Description
REDEFINED A RESERVED WORD TO CONTAIN THE ADDRESS OF AN EXISTING CONVERTER ENVIRONMENT. C - CHANGED 2 RESERVED OPTION BITS IN THE INTERPRETER AREA TO INDICATE THAT WTO PROCESSING SHOULD BE SUPPRESSED, AND THAT DFSMS IDAX PROCESSING SHOULD BE BYPASSED C - CHANGED PLS CODE TO CHECK FOR AN ATTRIBUTE IF CODED ON NEL MAPPING C - Added UJVEXIT, NELUJVEX, and UJVEXT along with NELUJV6 to allow the subsystem information to be passed in and be used as 6th parameter on UJV exit calls. C - SHOWHDR format in prologue C - Corrected CDPI information in prologue. Cleaned up comments for Data Areas pub. A - Added NELDSENQSHR to hold the value of the DSENQSHR JOBCLASS attribute. A - Reserved the NELRSV02 bit in the NELOPSWT byte to maintain byte compatibility in other control blocks. A - Added NEL_GDGBIAS_STEP flag. %GOTO NELBSL; POINTERS COMMON TO CONVERTER AND INTERPRETER ENTRANCE LIST					
0	(0)	DBL WORD	8	NELLIST(0)	
0	(0)	ADDRESS	4	NELQMPA	PTR TO QMPA PROVIDING ACCESS TO CALLER'S SWA
4	(4)	ADDRESS	4	NELEXLST	PTR TO C/I'S LIST OF SPECIAL EXITS
8	(8)	ADDRESS	4	NELCOMID	PTR TO CONSOLE IDENTIFIER
12	(C)	ADDRESS	4	NELTXTCB	PTR TO OPEN ACB FOR INTERNAL TEXT DATA SET
16	(10)	ADDRESS	4	NELMSGCB	PTR TO OPEN ACB FOR MESSAGE DATA SET
20	(14)	ADDRESS	4	NELJMR	PTR TO JOB MANAGEMENT RECORD
NEL OPTION SWITCHES COMMON TO CONVERTER AND INTERPRETER					
24	(18)	BITSTRING	1	NELOPSWT	OPTION SWITCHES
	1... ..			NELSMF	"X'80'" IF ZERO, INDICATES A STARTED TASK
	.1... ..			NELTSOP	"X'40'" TERM=TS HAS BEEN SPECIFIED AND OVERRIDES ALL OTHER PARAMETERS ON THE DD STATEMENT
	..1. ....			NELRECVY	"X'20'" PROCESSING IS IN RECOVERY MODE AND MESSAGES ARE TO BE SURPRESSED
	...1 ....			NELCNDGM	"X'10'" USE CONDITIONAL GETMAINS
	.... 1...			NELNEW	"X'08'" NEW FORMAT PARAMETER LIST
	.... .1..			NELTERM	"X'04'" TERMINATE CONVERTER ENVIRONMENT
	.... ..1.			NELRSV02	"X'02'" Not available for use
25	(19)	ADDRESS	3	NELSYSNP	POINTER TO NAME OF THE SUBSYSTEM THAT SELECTED THIS JOB
CONVERTER POINTERS					
28	(1C)	ADDRESS	4	NELJCLCB	PTR TO OPEN ACB FOR SPOOLED JCL DATA SET
32	(20)	ADDRESS	4	NELPROCB	PTR TO OPEN DCB FOR PROCEDURE LIBRARY
36	(24)	ADDRESS	4	NELSTMCB	PTR TO OPEN ACB FOR STATEMENT IMAGE DATA SET
CONVERTER PARM FIELD MAPPING					
40	(28)	CHARACTER	1	NELPARMO	PARAMETER OPTIONS
	.... ..1			NELPGMN	"X'01'" PROGRAMMER NAME REQUIRED

Table 663. Structure (continued)

Offset Dec	Offset Hex	Type	Len	Name(Dim)	Description
		.... ..1.		NELACCT	"X'02'" ACCOUNT NUMBER REQUIRED
		.... .1..		NELXA2	"X'04'" USER SWA ABOVE INDICATOR
41	(29)		2	NELJPRTY	DEFAULT JOB PRIORITY
43	(2B)		6	NELTIME	DEFAULT FOR JOB TIME LIMIT
49	(31)		3	NELREG	DEFAULT REGION SIZE
52	(34)		1	NELCOMDS	COMMAND DISPOSITION 0 - EXECUTE COMMAND 1 - DISPLAY AND EXECUTE COMMAND 2 - DISPLAY AND REQUEST DISPOSITION 3 - IGNORE COMMAND
53	(35)		1	NELLABEL	LABEL PROCESSING 0 - BLP WILL BE TREATED AS NL 1 - BLP WILL BE TREATED AS BYPASS LABEL
54	(36)	CHARACTER	4	NELAUTH	MCS COMMAND AUTHORITY
58	(3A)	CHARACTER	2	NELMSG1(0)	MESSAGE LEVEL DEFAULTS
58	(3A)	CHARACTER	1	NELMSG1	JCL MSGLEVEL DEFAULT
59	(3B)	CHARACTER	1	NELMSG2	ALLOCATION MSGLEVEL DEFAULT
60	(3C)	CHARACTER	1	NELMSGCL	DEFAULT SYSTEM OUTPUT CLASS(MSGCLASS)
61	(3D)	CHARACTER	1		RESERVED
62	(3E)	BITSTRING	4	NELENVIR	ADDRESS OF EXISTING CONVERTER ENVIRONMENT
62	(3E)	X'42'	0	NELCSIZE	"*" USED TO DETERMINE SIZE OF CONVERTER DATA
INTERPRETER POINTERS					
28	(1C)	ADDRESS	4	NELJCT	PTR TO JCT IN SWA
INTERPRETER OPTION SWITCH					
32	(20)	BITSTRING	1	NELOPSW2	OPTION SWITCHES - BYTE 2
		1... ....		NELADSPC	"X'80'" FAIL JOB IF ADDRSPC=REAL CODED BY UNAUTHORIZED USER(E.G. LOGON PROC)
		.1.. ....		NELSWBSP	"X'40'" SWB SUPPORT IS TO BE PROVIDED
		..1. ....		NELXA1	"X'20'" CALLER SWA ABOVE INDICATOR
		...1 ....		NELSISO	"X'10'" SYSIN/SYSOUT SWA BELOW INDICATOR
		.... 1...		NELWTOSP	"X'08'" SUPPRESS WTO MESSAGES
		.... .1..		NELSMSBY	"X'04'" BYPASS DFSMS IDAX PROCESSING
		.... ..1.		NEL_GDGBIAS_STEP	"X'02'" JES JOBCLASS attribute of GDGBIAS=STEP
33	(21)	CHARACTER	1	NELDSENQSHR	DSENQSHR JOBCLASS attribute NOTE: This byte must be mapped identically in IEFSSJS. This byte must only be used for the DSENQSHR JOBCLASS attribute, and only updated when an additional DSENQSHR value is to be added.
		1... ....		NELDSENQSHR_AUTO	"X'80'" DSENQSHR value AUTO
		.1.. ....		NELDSENQSHR_ALLOW	"X'40'" DSENQSHR value ALLOW

Table 663. Structure (continued)

Offset Dec	Offset Hex	Type	Len	Name(Dim)	Description
		.... ..		NELDSENQSHR_DISALLOW	"X'00'" DSENQSHR value DISALLOW NOTE: ALLOW is the default for V2R1 installations. If this is a downlevel installation, it will assume the value of DISALLOW (which is 0). Therefore, the function will always be disabled on V1R13 and below level installations
34	(22)	CHARACTER	2		RESERVED
36	(24)	ADDRESS	4	NELJICA	PTR TO JES/INTERPRETER COMMUNICATION AREA
36	(24)	X'28'	0	NELISIZE	"*" USED TO DETERMINE SIZE OF INTERPRETER DATA
NEL EXIT LIST MAPPING					
66	(42)	X'48'	0	NELEXTLN	"72" - SYMBOLIC LENGTH OF EXIT LIST
72	(48)	DBL WORD	8	NELEXITS(0)	
72	(48)	CHARACTER	8	NELEXHDR(0)	EXIT LIST HEADER RECORD
72	(48)	SIGNED	2	NELEXLEN	LIST LENGTH
74	(4A)	SIGNED	2	NELXRTCD	INTERPRETER RETURN CODE
76	(4C)	CHARACTER	4		
80	(50)	CHARACTER	8	IAMEXIT(0)	
80	(50)	BITSTRING	1	IAMEXLK	LINKAGE DEFINITION
81	(51)	BITSTRING	1	IAMEXID	EXIT IDENTIFICATION
82	(52)	CHARACTER	6	IAMEXEP	ENTRY POINT
88	(58)	CHARACTER	8	FAMEXIT(0)	
88	(58)	BITSTRING	1	FAMEXLK	LINKAGE DEFINITION
89	(59)	BITSTRING	1	FAMEXID	EXIT IDENTIFICATION
90	(5A)	CHARACTER	6	FAMEXEP	ENTRY POINT
96	(60)	CHARACTER	8	QEPEXIT(0)	
96	(60)	BITSTRING	1	QEPEXLK	LINKAGE DEFINITION
97	(61)	BITSTRING	1	QEPEXID	EXIT IDENTIFICATION
98	(62)	CHARACTER	6	QEPEXEP	ENTRY POINT
104	(68)	CHARACTER	8	SMFEXIT(0)	
104	(68)	BITSTRING	1	SMFEXLK	LINKAGE DEFINITION
105	(69)	BITSTRING	1	SMFEXID	EXIT IDENTIFICATION
106	(6A)	CHARACTER	6	SMFEXEP	ENTRY POINT
112	(70)	CHARACTER	8	TXTEXIT(0)	
112	(70)	BITSTRING	1	TXTEXLK	LINKAGE DEFINITION
113	(71)	BITSTRING	1	TXTEXID	EXIT IDENTIFICATION
114	(72)	CHARACTER	6	TXTEXEP	ENTRY POINT
120	(78)	CHARACTER	8	RTNEXIT(0)	
120	(78)	BITSTRING	1	RTNEXLK	LINKAGE DEFINITION
121	(79)	BITSTRING	1	RTNEXID	EXIT IDENTIFICATION
122	(7A)	CHARACTER	6	RTNEXEP	ENTRY POINT
128	(80)	CHARACTER	8	QLPEXIT(0)	
128	(80)	BITSTRING	1	QLPEXLK	LINKAGE DEFINITION
129	(81)	BITSTRING	1	QLPEXID	EXIT IDENTIFICATION
130	(82)	CHARACTER	6	QLPEXEP	ENTRY POINT

Table 663. Structure (continued)

Offset Dec	Offset Hex	Type	Len	Name(Dim)	Description
136	(88)	CHARACTER	8	JDVEXIT(0)	
136	(88)	BITSTRING	1	JDVEXLK	LINKAGE DEFINITION
137	(89)	BITSTRING	1	JDVEXID	EXIT IDENTIFICATION
138	(8A)	CHARACTER	6	JDVEXEP	ENTRY POINT
GENERAL EXIT LIST ENTRY MAPPING					
144	(90)	CHARACTER	1	NELEXENT(0)	ORIGIN ZERO
144	(90)	CHARACTER	1	NELEXLK	LINKAGE IDENTIFICATION
145	(91)	CHARACTER	1	NELEXID	EXIT IDENTIFICATION
146	(92)	CHARACTER	6	NELEXEP	EXIT ENTRY POINT
146	(92)	X'94'	0	NELEXEPA	"NELEXEP+2" DISPL OF ADDR SPECIFIED
CONSTANTS USED IN EXIT LIST GENERATION LINKAGE ID					
	..1. ....			NELEXAD4	"X'20'" ENTRY POINT SPECIFIED AS 4-BYTE ADDR
	.1.. ....			NELEXADD	"X'40'" ENTRY POINT SPECIFIED AS 3-BYTE ADDRESS
	1... ....			NELEXNAM	"X'80'" ENTRY POINT SPECIFIED AS 6-BYTE MODULE NAME
	11.. ....			NELEXVCN	"X'C0'" ENTRY POINT SPECIFIED AS V-CON AT EXIT POINT
	.... ....			NELEXNOP	"X'00'" EXIT ENTRY IS TO BE IGNORED
EXIT ID					
	.1.. ....			NELIAMEX	"X'40'" SPECIAL INPUT ACCESS METHOD EXIT ID
	..11 ....			NELJDVEX	"X'30'" SPECIAL DATA JDVT NAME POINTER ID
	..1. ....			NELRTNEX	"X'20'" SPECIAL RETURN EXIT ID
	...1 ....			NELFAMEX	"X'10'" SPECIAL FIND ACCESS METHOD EXIT ID
	.... 1...			NELQEPEX	"X'08'" SPECIAL QUEUE MANAGER ENTRY POINT ID
	1... ....			NELTXTEX	"X'80'" POST SCAN TEXT EXIT ID
	.... .111			NELSMFEX	"X'07'" SYSTEM MANAGEMENT FACILITIES EXIT ID
	.... .1..			NELQLPEX	"X'04'" SPECIAL QUEUE MANAGER FOR LOCATE MODE ENTRY POINT ID
	.... 1..1			NELUJVEX	"X'09'" IEFUJV with Subsystem Environment Information ID

Table 664. Cross Reference for NEL

Name	Offset	Hex Tag
FAMEXEP	5A	
FAMEXID	59	
FAMEXIT	58	
FAMEXLK	58	
IAMEXEP	52	



Table 664. Cross Reference for NEL (continued)

Name	Offset	Hex Tag
IAMEXID	51	
IAMEXIT	50	
IAMEXLK	50	
JDVEXEP	8A	
JDVEXID	89	
JDVEXIT	88	
JDVEXLK	88	
NEL_GDGBIAS_STEP	20	2
NELACCT	28	2
NELADSPC	20	80
NELAUTH	36	
NELCNDGM	18	10
NELCOMDS	34	
NELCOMID	8	
NELCSIZE	3E	42
NELDSENQSHR	21	
NELDSENQSHR_ALLOW	21	40
NELDSENQSHR_AUTO	21	80
NELDSENQSHR_DISALLOW	21	0
NELENVIR	3E	
NELEXADD	92	40
NELEXAD4	92	20
NELEXENT	90	
NELEXEP	92	
NELEXEPA	92	94
NELEXHDR	48	
NELEXID	91	
NELEXITS	48	
NELEXLEN	48	
NELEXLK	90	
NELEXLST	4	
NELEXNAM	92	80
NELEXNOP	92	0
NEEXTLN	42	48
NELEXVCN	92	C0
NELFAMEX	92	10
NELIAMEX	92	40
NELISIZE	24	28
NELJCLCB	1C	

Table 664. Cross Reference for NEL (continued)

Name	Offset	Hex Tag
NELJCT	1C	
NELJDVEX	92	30
NELJICA	24	
NELJMR	14	
NELJPRTY	29	
NELLABEL	35	
NELLIST	0	
NELMSGCB	10	
NELMSGCL	3C	
NELMSGL	3A	
NELMSGL1	3A	
NELMSGL2	3B	
NELNEW	18	8
NELOPSWT	18	
NELOPSW2	20	
NELPARMO	28	
NELPGMN	28	1
NELPROCB	20	
NELQEPEX	92	8
NELQLPEX	92	4
NELQMPA	0	
NELRECVY	18	20
NELREG	31	
NELRSV02	18	2
NELRTNEX	92	20
NELSISO	20	10
NELSMF	18	80
NELSMFEX	92	7
NELSMSBY	20	4
NELSTMCB	24	
NELSWBSP	20	40
NELSYSNP	19	
NELTERM	18	4
NELTIME	2B	
NELTSOP	18	40
NELTXTCB	C	
NELTXTEX	92	80
NELUJVEX	92	9
NELWTOSP	20	8

Table 664. Cross Reference for NEL (continued)

Name	Offset	Hex Tag
NELXA1	20	20
NELXA2	28	4
NELXRTCD	4A	
QEPEXEP	62	
QEPEXID	61	
QEPEXIT	60	
QEPEXLK	60	
QLPEXEP	82	
QLPEXID	81	
QLPEXIT	80	
QLPEXLK	80	
RTNEXEP	7A	
RTNEXID	79	
RTNEXIT	78	
RTNEXLK	78	
SMFEXEP	6A	
SMFEXID	69	
SMFEXIT	68	
SMFEXLK	68	
TXTEXEP	72	
TXTEXID	71	
TXTEXTIT	70	
TXTEXLK	70	

## NLLE information

### NLLE heading information

<b>Common name:</b>	Nucleus Load List Element (NLLE)
<b>Macro ID:</b>	IEANLLE
<b>DSECT name:</b>	None
<b>Owning component:</b>	IPL (SC1C9)
<b>Eye-catcher ID:</b>	NLLE Offset: 0 Length: 4
<b>Storage attributes:</b>	Subpool: IPL workspace Key: 0 Residency: Above 16M
<b>Size:</b>	See XREF

**Created by:** IEAIPL40  
IEAIPL42  
IPXI50PS

**Pointed to by:** IVTNLLEF  
IVTNLLEL  
NLLNEXT

**Serialization:** None

**Function:** An NLE is built for each module that is loaded into the DAT-on nucleus.

## NLLE mapping

Table 665. Structure NLLE

Offset Dec	Offset Hex	Type	Len	Name(Dim)	Description
0	(0)	STRUCTURE	88	NLLE	Nucleus load list element
0	(0)	CHARACTER	4	NLLID	NLLE identifier ('NLLE')
4	(4)	ADDRESS	4	NLLNEXT	Pointer to next NLLE
8	(8)	CHARACTER	8	NLLNAME	SYS1.NUCLEUS member name of module
16	(10)	ADDRESS	4	NLLPDS	Pointer to PDS directory entry
20	(14)	ADDRESS	4	NLLCESDP	Pointer to CESD list
24	(18)	SIGNED	4	NLLCESDL	Length of CESD list
28	(1C)	ADDRESS	4	NLLRLOCP	Pointer to relocation tables
32	(20)	SIGNED	4	NLLRLOCL	Length of relocation tables
36	(24)	SIGNED	2	NLLDIMCE	Dimension of CESD list
38	(26)	SIGNED	2	NLLCSECT	Number of CSECTs in module
40	(28)	SIGNED	2	NLLESDID	ESDID of control section to which first block of text belongs
42	(2A)	BITSTRING	1	NLLFLAGS	Flag byte
	1... ....			NLLFNOWS	If 1, a wait state is NOT to be loaded if this module is not found
	.1... ....			NLLRSTRT	If 1, if a wait state is loaded because this module is not found, the wait stat should be restartable.
	..11 1111			*	Reserved
43	(2B)	UNSIGNED	1	*	Reserved
44	(2C)	SIGNED	4	NLLEPTAB	Position in the nucleus entry point table where the current load module ends and the next load module begins.
48	(30)	ADDRESS	4	NLLEHASHINFO@	Captured by IEAIPL41 so that hashing can "continue" in IEAIPL02
52	(34)	CHARACTER	4	*	
56	(38)	CHARACTER	8	NLLSECTIONSQ(4)	
56	(38)	SIGNED	4	NLLSECTION_FIRST	Index of the first section entry in this load module for this part of the Nucleus.
60	(3C)	SIGNED	4	NLLSECTION_LAST	Index of the last section entry in this load module for this part of the Nucleus.

Table 666. Constants for NLL

Len	Type	Value	Name	Description
The following constant is used to place an identifier in each NLL (NLLID field).				
4	CHARACTER	NLL	NLLIDNM	NLL identifier
The following constants define the ordering of the Nucleus "sections" starting from low virtual addresses to high virtual addresses.				
4	DECIMAL	1	NLL_NS_RW_INDEX	Read Write Nucleus Section
4	DECIMAL	2	NLL_NS_RO_INDEX	Read Only Nucleus Section
4	DECIMAL	3	NLL_NS_ERO_INDEX	Extended Read Only Nucleus Section
4	DECIMAL	4	NLL_NS_ERW_INDEX	Extended Read Write Nucleus Section
Warning: The following constant must be updated if the layout of Nucleus ever changes to include a different number of sections.				
4	DECIMAL	4	NLLNUCTIONSQDIM	Dimension of the NLLSectionsQ array.

Table 667. Cross Reference for NLL

Name	Offset	Hex Tag
NLLCESDL	18	
NLLCESDP	14	
NLLCSECT	26	
NLLDIMCE	24	
NLL	0	
NLLHASHINFO@	30	
NLLEPTAB	2C	
NLLESDID	28	
NLLFLAGS	2A	
NLLFNOWS	2A	80
NLLID	0	
NLLNAME	8	
NLLNEXT	4	
NLLPDS	10	
NLLRLOCL	20	
NLLRLOCP	1C	
NLLRSTRT	2A	40
NLLSECTION_FIRST	38	
NLLSECTION_LAST	3C	
NLLSECTIONSQ	38	

## NSSA information

### NSSA heading information

**Common name:** RTM Normal Stack Save Area

**Macro ID:** IHANSSA

**DSECT name:** NSSA

**Owning component:** Recovery Termination Manager (SCRTM)

**Eye-catcher ID:** NSSA  
Offset: 0  
Length: 4

**Storage attributes:** Subpool: 239  
Key: 0  
Residency: Above 16M

**Size:** Calculated

**Created by:** RTM

**Pointed to by:** N/A

**Serialization:** None

**Function:** The NSSA contains a saved copy of the normal FRR stack when an enabled unlocked task has established FRRs using the EUT=YES option of the SETFRR macro.

### NSSA mapping

Table 668. Structure NSSA

Offset Dec	Offset Hex	Type	Len	Name (Dim)	Description
0	(0)	STRUCTURE	1416	NSSA	
0	(0)	CHARACTER	4	NSSAID	CONTROL BLOCK ID - NSSA
4	(4)	ADDRESS	4	NSSALINK	POINTER TO NEXT NSSA IN POOL
8	(8)	CHARACTER	1408	NSSAFRRS	AREA LARGE ENOUGH TO HOLD ENTIRE NORMAL STACK MINUS 12 BYTES. This covers the stack header, RT1W (but not RT1X), the 32-byte stack entry extensions, the 32-byte stack entries.
1416	(588)	CHARACTER	0	NSSAEND	

## NUCMP information

### NUCMP heading information

**Common name:** Nucleus Map Entry

**Macro ID:** IEANUCMP

**DSECT name:** NUCMENT

**Owning component:** Nucleus Initialization Program (SC1C8)

**Eye-catcher ID:** None

**Storage attributes:** Subpool: Nucleus  
Key: 0  
Residency: above 16M

**Size:** 16 bytes per entry

**Created by:** IEAIPLO5

**Pointed to by:** CVTNUCMP

**Serialization:** None

**Function:** Describes the format of a nucleus map entry.

## NUCMP mapping

Table 669. Structure NUCMENT

Offset Dec	Offset Hex	Type	Len	Name (Dim)	Description
0	(0)	STRUCTURE	16	NUCMMENT	ENTRY IN THE NUCLEUS MAP
0	(0)	CHARACTER	8	NUCMNAME	CSECT OR ENTRY POINT NAME
8	(8)	ADDRESS	4	NUCMADDR	ADDRESS OF ENTRY POINT
12	(C)	CHARACTER	1	NUCMFLAG	VARIOUS ASSORTED FLAGS
	11.. ....		*		UNUSED, MUST BE 0
	..1. ....			NUCMAM64	AMODE 64
	...1 ....			NUCMSECT	1 IF CSECT
	.... 1111			NUCMRRAM	RSECT, RMODE, AMODE
	.... 1...			NUCMRSEC	RSECT FLAG
	.... .1..			NUCMRMOD	RMODE FLAG, (0 - 24 BIT), (1 - ANY)
	.... ..11			NUCMAMOD	AMODE FLAG WHEN NUCAM64 IS OFF: (00 - 24 BIT), (01 - 24 BIT), (10 - 31 BIT), (11 - ANY)
13	(D)	UNSIGNED	3	NUCMLEN	LENGTH TO END OF CSECT

Table 670. Cross Reference for NUCMP

Name	Offset	Hex	Tag
NUCMADDR	8		
NUCMAMOD	C		03
NUCMAM64	C		20
NUCMMENT	0		
NUCMFLAG	C		
NUCMLEN	D		
NUCMNAME	0		
NUCMRMOD	C		04
NUCMRRAM	C		0F
NUCMRSEC	C		08
NUCMSECT	C		10

## NVT information

### NVT heading information

<b>Common name:</b>	NIP Vector Table
<b>Macro ID:</b>	IHANVT
<b>DSECT name:</b>	NVT
<b>Owning component:</b>	Nucleus Initialization Program (SC1C8)
<b>Eye-catcher ID:</b>	NVT Offset: 0 Length: 4
<b>Storage attributes:</b>	Subpool: 245 Key: 0 Residency: Nucleus, then moved to subpool 245
<b>Size:</b>	656 bytes
<b>Created by:</b>	IEAVNIPO IEAVNIPM
<b>Pointed to by:</b>	CVTNVTO
<b>Serialization:</b>	None
<b>Function:</b>	The NVT is the basic control block used during NIP processing. It contains pointers to numerous NIP-associated control blocks and to various NIP service routines.

### NVT mapping

Table 671. Structure NVT

Offset Dec	Offset Hex	Type	Len	Name (Dim)	Description
0	(0)	STRUCTURE	656	NVT	Begin based NVT
0	(0)	CHARACTER	4	NVTID	CONTROL BLOCK ID
4	(4)	CHARACTER	8	NVTMODNM	NAME OF THE ACTIVE RIM
12	(C)	ADDRESS	4	NVTMODEP	ENTRY POINT ADDRESS OF THE ACTIVE RIM
16	(10)	CHARACTER	2	NVTR010	Reserved
18	(12)	CHARACTER	1	NVTPROM	Original prompt flag
19	(13)	UNSIGNED	1	NVT07BRC	Reason code for 07B wait state
20	(14)	ADDRESS	4	NVTSPTT	ADDRESS OF THE VSM SPTTINDX
24	(18)	CHARACTER	8	NVTPARMM	Copy of merged set of load parameters
32	(20)	ADDRESS	4	NVTVSP	ADDRESS OF VSM SUBPOOL TABLE
36	(24)	ADDRESS	4	NVTLPALP	ADDRESS OF THE LPA DEVICE SUPPORT MODULE LIST
40	(28)	SIGNED	4	NVTLPALL	LENGTH OF THE LPA DEVICE SUPPORT MODULE LIST
44	(2C)	ADDRESS	4	NVTMQHP	POINTER TO THE IPL MESSAGE QUEUE HEADER (MQH).
48	(30)	ADDRESS	4	NVTDIAGA	POINTER TO NIP DIAGNOSTIC AREA
52	(34)	UNSIGNED	2	NVTIODFD	Hex device number of IODF Dataset used during IPL



Table 671. Structure NVT (continued)

Offset Dec	Offset Hex	Type	Len	Name(Dim)	Description
54	(36)	CHARACTER	1	NVTNPATR	Module attribute
		1111 111.		*	Reserved
		.... ...1		NVTCTLGV	NVTCTLGP is valid if 1
55	(37)	CHARACTER	1	NVTFLLB	SVCLIB LOGREC
		1... ....		NVTFLSLB	SVCLIB LOGREC
56	(38)	ADDRESS	4	NVTMSTCB	NIP TCB pointer
60	(3C)	ADDRESS	4	NVTCTLGP	Address of catalog info.
64	(40)	ADDRESS	4	NVTMASCB	Master ASCB address
68	(44)	ADDRESS	4	NVTUSERP	Pointer to list of user parmlib elements.
72	(48)	ADDRESS	4	NVTSYMH	Pointer to symbol element header.
76	(4C)	ADDRESS	4	NVTSVCTB	Address of SVC table
80	(50)	BITSTRING	4	NVTFLGS	Misc NVTFlgs.
80	(50)	CHARACTER	1	NVTFLGS1	First Byte of Flags.
		1... ....		NVTVM	MVS Guest under VM.
		.1.. ....		NVTVMXA	MVS Guest under VM/XA. NOTE: NVTVM will be on also.
81	(51)	CHARACTER	1	NVTFLGS2	2nd Byte of Flags.
		1... ....		NVTNOLMG	No License Manager Msg
		.1.. ....		NVTLMSPE	Do "special" processing for this LM call, since this is "our" call
		..1. ....		NVTWARNUND	WARNUND processing is in effect
84	(54)	ADDRESS	4	NVTIGCER	SVC error routine address
88	(58)	ADDRESS	4	NVTVMDI	LPA hash value address
92	(5C)	ADDRESS	4	NVTMSLNK	LINK parmlist address
96	(60)	ADDRESS	4	NVTAVTP	Address of the Allocation Vector Table (AVT)
100	(64)	ADDRESS	4	NVTNCRP	Virtual address of NCR
104	(68)	ADDRESS	4	NVTLOAD	Virtual address of LOADxx
108	(6C)	ADDRESS	4	NVTNP0AD	Address of NIP0
112	(70)	SIGNED	4	NVTNP0NO	Number of pages in IEAVNIP0 and IEAVNIPH combined.
116	(74)	ADDRESS	4	NVTIGXER	ESR error routine
120	(78)	ADDRESS	4	NVTWTCB	Address of wait TCB
124	(7C)	ADDRESS	4	NVTLSQAS	End of master SQA
128	(80)	SIGNED	2	NVTSQANO	Number of SQA pages
130	(82)	SIGNED	2	NVTLSQNO	Number of LSQA pages
132	(84)	SIGNED	2	NVTNCRC	Count of NCRs in buffer
134	(86)	SIGNED	2	NVTNCRL	Length of each NCR
136	(88)	SIGNED	2	NVTLOADL	Length of LOADxx record
138	(8A)	SIGNED	2	NVTNVSQA	No.of virtual seg of SQA
140	(8C)	CHARACTER	8	NVTABSAV	SVC table - SVC 13
140	(8C)	ADDRESS	4	NVTABFST	
144	(90)	CHARACTER	4	NVTABSEC	
148	(94)	SIGNED	4	NVTPCIES	PCIE size
152	(98)	CHARACTER	8	NVTPCIEA	PCIE address
160	(A0)	ADDRESS	4	NVTALSQA	Low address of M.S. LSQA

Table 671. Structure NVT (continued)

Offset Dec	Offset Hex	Type	Len	Name(Dim)	Description
164	(A4)	ADDRESS	4	NVTASQA	Low address of SQA
168	(A8)	SIGNED	4	NVTESQAB	Total additional ESQA buffer for each subchannel installed.
172	(AC)	ADDRESS	4	NVTRTMSA	Addr. of RTM branch entry
176	(B0)	CHARACTER	8	NVTN0PSW	PSW points to NIP0
184	(B8)	ADDRESS	4	NVTDOMID	DOMed message IEA247I
188	(BC)	CHARACTER	3	NVTR0BC	Reserved
191	(BF)	CHARACTER	1	NVTMTLSH	MTLSHARE value
192	(C0)	ADDRESS	4	NVTPPS	Address of MLPA
196	(C4)	ADDRESS	4	NVTPPE	Ending address of MLPA
200	(C8)	ADDRESS	4	NVTEPPS	Address of EMLPA
204	(CC)	ADDRESS	4	NVTEPPE	Ending address of EMLPA
208	(D0)	CHARACTER	1	NVTARCLV	Architecture level
209	(D1)	CHARACTER	1	NVTNCXID	Nucleus extension ID
210	(D2)	CHARACTER	1	*	
	1... ..			NVTETR	ETR indicator
	.1.. ..			NVTPCS	PCS indicator
	..1. ....			NVTETRSS	ETR secondary indicator
	...1 ....			NVTCSP	CSP command indicator
	.... 1...			*	Reserved
	.... .1..			NVTASYNC	Asynchronous paging indicator
	.... ..11			*	Reserved
211	(D3)	CHARACTER	1	NVTFLCN	
	1... ..			NVTWTOIN	WTO initialized
	.1.. ....			NVTCI	System console communications are supported.
	..11 111.			*	Reserved
	.... ...1			NVTCLKER	TOD clock was in error
212	(D4)	SIGNED	4	NVTTOD	TOD clock value
216	(D8)	CHARACTER	8	NVTMCPSW	Machine check PSW
224	(E0)	CHARACTER	8	NVTWTPSW	System wait state PSW
224	(E0)	CHARACTER	4	NVTWPSW1	First word of PSW
228	(E4)	SIGNED	4	NVTWPSW2	Second word of PSW
228	(E4)	CHARACTER	2	NVTIDPSW	NIP module name
230	(E6)	CHARACTER	2	NVTWSCD	Wait state code
230	(E6)	CHARACTER	1	NVTFLWS1	
231	(E7)	CHARACTER	1	NVTFLWSC	
231	(E7)	CHARACTER	1	NVTIX	End initial NVT
NVT pointers to IEAVNIPM routines					
232	(E8)	ADDRESS	4	NVTR0E8	Reserved
236	(EC)	ADDRESS	4	NVTSENSE	SENSE routine address
240	(F0)	ADDRESS	4	NVTR0F0	Reserved.
244	(F4)	ADDRESS	4	NVTTIME	TIME routine address
248	(F8)	CHARACTER	16	*	
248	(F8)	SIGNED	4	NVT_LENASVT	

Table 671. Structure NVT (continued)

Offset Dec	Offset Hex	Type	Len	Name(Dim)	Description
252	(FC)	ADDRESS	4	NVT_ABOVE16MASVT@	
256	(100)	CHARACTER	8	*	
264	(108)	ADDRESS	4	NVTOPEN	NIPOPEN routine address
268	(10C)	ADDRESS	4	NVTMOUNT	NIPMOUNT routine address
272	(110)	ADDRESS	4	NVTPRMPT	NIPPRMPT routine address
276	(114)	ADDRESS	4	NVTR114(3)	Reserved
288	(120)	ADDRESS	4	NVTNSRVP	DFP NIP service vector address
292	(124)	ADDRESS	4	NVTNIPM(2)	IEAVNIPM base reg save area
300	(12C)	ADDRESS	4	NVTNPM4	NIP OPEN and MOUNT routine
304	(130)	ADDRESS	4	NVTNCTAD	NIP console table address
308	(134)	ADDRESS	4	NVTUCB	Active console UCB addr
312	(138)	SIGNED	4	NVTCODE	Active console device code
316	(13C)	ADDRESS	4	NVTR13C(2)	Reserved
324	(144)	ADDRESS	4	NVTDCBIC	Input console DCB address
328	(148)	ADDRESS	4	NVTDCBOC	Output console DCB address
332	(14C)	ADDRESS	4	NVTDCBSN	SYS1.NUCLEUS DCB address
336	(150)	ADDRESS	4	NVTMBUF	SQA message buffer address
340	(154)	ADDRESS	4	NVTMBEND	End of message buffer
344	(158)	ADDRESS	4	NVTSPE(2)	NIPSPE queue origin
352	(160)	SIGNED	4	NVTR160	Reserved
356	(164)	CHARACTER	2	NVTCPUAD	Address of CPU with lock
358	(166)	CHARACTER	2	NVTR166	Reserved
360	(168)	SIGNED	2	NVTR168	Reserved
362	(16A)	CHARACTER	2	NVTR16A	Reserved
364	(16C)	ADDRESS	4	NVTR16C	Reserved
368	(170)	ADDRESS	4	NVTPAREA	First parameter area pointer
372	(174)	ADDRESS	4	NVTPTAB	Origin of parameter table
376	(178)	ADDRESS	4	NVTQSBUF	Quick start buffer address
380	(17C)	ADDRESS	4	NVTSVCN	SVC table work area address
384	(180)	ADDRESS	4	NVTR180(4)	Reserved
400	(190)	ADDRESS	4	NVTVRBLD	LPA BLDL entry address
404	(194)	ADDRESS	4	NVTR194	Reserved
408	(198)	ADDRESS	4	NVTCSLIB	SYS1.LPALIB DCB address
412	(19C)	ADDRESS	4	NVTCSLNM	Current LPA name address
416	(1A0)	ADDRESS	4	NVTCSI0B	Address of IOB fail cold start
420	(1A4)	ADDRESS	4	NVTR1A4(2)	Reserved
428	(1AC)	CHARACTER	8	NVTXCTL	XCTL address
436	(1B4)	CHARACTER	8	NVTLOCAT	LOCATE SVC table entry
436	(1B4)	ADDRESS	4	NVTLFST	SVC routine address
440	(1B8)	CHARACTER	4	NVTLSEC	Flags and attribute
444	(1BC)	CHARACTER	8	NVTWTSV	Save WTO SVC table entry
444	(1BC)	ADDRESS	4	NVTWTFST	SVC routine address
448	(1C0)	CHARACTER	4	NVTWTSEC	Flags and attributes
452	(1C4)	ADDRESS	4	NVTR1C4(9)	Reserved
488	(1E8)	BITSTRING	4	NVTRTYIN	Retry Info

Table 671. Structure NVT (continued)

Offset Dec	Offset Hex	Type	Len	Name (Dim)	Description
		1... ....		NVTRETRY	Retry requested. Must be reset by the recovery routine
492	(1EC)	ADDRESS	4	NVTONUCS	NUCLEUS start address
496	(1F0)	ADDRESS	4	NVTONUCE	NUCLEUS ending address
500	(1F4)	ADDRESS	4	NVTPLDCB	PARMLIB DCB address
504	(1F8)	SIGNED	4	NVTPLBKL	PARMLIB block size
508	(1FC)	ADDRESS	4	NVTPLBFS	PARMLIB buffer address
512	(200)	ADDRESS	4	NVTPLBFE	PARMLIB buffer end address
516	(204)	ADDRESS	4	NVTPLRCD	PARMLIB buffer record processed
520	(208)	CHARACTER	8	NVTPLNAM	Name of last PARMLIB member
528	(210)	CHARACTER	1	NVTFLPO	Parameter options flags
		1... ....		NVTFLLS	Display PARMLIB lists
		.1... ....		NVTSSYP	NP03 in prompt mode
		..1. ....		NVTPTM16	NP03 prompt up to 16 characters in keyword
		...1 ....		*	Reserved.
		.... 1...		NVTFLQS	LPA is quick startable
		.... .1..		NVTFLWS	Warm start VAM datasets
		.... ..1.		NVTNPFL	NOPROT was specified for FLPA
		.... ...1		NVTNPML	NOPROT was specified for MLPA
529	(211)	CHARACTER	3	NVTR211	Reserved
532	(214)	CHARACTER	64	NVTDIAG	Diagnostic area
532	(214)	ADDRESS	4	NVTDIAGR(0:15)	Register savearea
596	(254)	CHARACTER	60	NVTNCT	NIP console table
656	(290)	CHARACTER	0	*	End of NVT

Table 672. Structure NVTPARMS

Offset Dec	Offset Hex	Type	Len	Name (Dim)	Description
0	(0)	STRUCTURE	8	NVTPARMS	Mapping of merged set of load parameters used to IPL.
0	(0)	CHARACTER	4	NVTIODFU	IODF Dataset unit address in EBCDIC
4	(4)	CHARACTER	2	NVTLOADS	LOADxx Member Suffix
6	(6)	CHARACTER	1	NVTTPROMT	Prompt Operator Flag.
7	(7)	CHARACTER	1	NVTNUCID	IEANUC0X suffix: Nucleus ID

Table 673. Constants for NVT

Len	Type	Value	Name	Description
1	HEX	30	NVTFLWAB	UNEXPECTED TASK ABEND
1	HEX	32	NVTFLWNN	NIP MODULE NOT FOUND BY BLDL
1	HEX	33	NVTFLWBN	I/O ERROR ON BLDL
1	HEX	37	NVTFLWNL	REQUIRED LIBRARY NOT FOUND
1	HEX	0A	NVTFLWLC	SYS1.LINKLIB NOT CATALOGED
1	HEX	39	NVTFLWPR	PERM RESIDENT MOUNT CONFLICT
1	HEX	3C	NVTFLWNM	INSUFFICIENT AUXILIARY STORAGE
1	HEX	3F	NVTFLWSE	NIP DIAGNOSED SYSTEM ERROR
1	HEX	40	NVTFLWAM	UNEXPECTED NIP TASK ABEND

Table 673. Constants for NVT (continued)

Len	Type	Value	Name	Description
1	HEX	07	NVTFLWNC	No NIP console.
1	HEX	46	NVTF0UPC	NIP0 PROG CHECK
1	HEX	7B	NVTFNXAX	RESULTS FROM AN OPERATION EXCEPTION ON INSTRUCTION SUPPORTED BY THE 370/XA EXTENSIONS ARCHITECTURE.
1	HEX	7B	NVTFNFI	Facility not installed (of which LAE is one).
1	HEX	60	NVTWCN02	FINDPAGE FAILURE
1	HEX	61	NVTWCN03	STORE CLOCK ERROR
1	HEX	4A	NVTWCN05	TOD CLOCK ERROR
1	HEX	63	NVTWCN01	GETMAIN FAILED
1	HEX	5C	NVTWCN07	CANT RETRIEVE CATALOG POINTER FROM THE SYS1.NUCLEUS D.S.
1	HEX	5D	NVTWCN08	CANT READ DSCB FOR MASTER CATALOG
1	HEX	5E	NVTWCN09	I/O ERROR READING CATALOG SELF-DESCRIBING RECORDS
1	HEX	5F	NVTWCN10	CATALOG DAMAGE
1	HEX	64	NVTWCN11	RTM ENTERED AT NIP
1	HEX	65	NVTWCN12	INVALID SVC ISSUED
1	HEX	44	NVTWCN14	MACHINE CHECK
1	HEX	59	NVTWCN17	UNDEFINED BDL RC
1	HEX	7C	NVTWCSIE	SYSTEM INITIALIZATION ERROR
1	HEX	0A	NVT7CUVM	UNRECOGNIZED VIRTUAL MACHINE
1	HEX	E8	NVTWS0E8	LOADED BY IGFRIM00
1	HEX	1F	NVTXMSIM	Request for cross memory simulation
1	HEX	53	NVTWCSQA	SQA HAS BEEN EXHAUSTED.

Table 674. Cross Reference for NVT

Name	Offset	Hex Tag
NVT	0	
NVT_ABOVE16MASVT@	FC	
NVT_LENASVT	F8	
NVTABFST	8C	
NVTABSAV	8C	
NVTABSEC	90	
NVTALSQA	A0	
NVTARCLV	D0	
NVTASQA	A4	
NVTASYNC	D2	04
NVTAVTP	60	
NVTCTI	D3	40
NVTCLKER	D3	01
NVTCODE	138	
NVTCPUAD	164	
NVTCSI0B	1A0	

Table 674. Cross Reference for NVT (continued)

Name	Offset	Hex Tag
NVTCSLIB	198	
NVTCSLNM	19C	
NVTCSP	D2	10
NVTCTLGP	3C	
NVTCTLGV	36	01
NVTDCBIC	144	
NVTDCBOC	148	
NVTDCBSN	14C	
NVTDIAG	214	
NVTDIAGA	30	
NVTDIAGR	214	
NVTDOMID	B8	
NVTEPPE	CC	
NVTEPPS	C8	
NVTESQAB	A8	
NVTETR	D2	80
NVTETRSS	D2	20
NVTFLCN	D3	
NVTFLGS	50	
NVTFLGS1	50	
NVTFLGS2	51	
NVTFLLB	37	
NVTFLLST	210	80
NVTFLP0	210	
NVTFLQS	210	08
NVTFLSLB	37	80
NVTFLWS	210	04
NVTFLWSC	E7	
NVTFLWS1	E6	
NVTID	0	
NVTIDPSW	E4	
NVTIGCER	54	
NVTIGXER	74	
NVTIODFD	34	
NVTIODFU	0	
NVTIX	E7	
NVTLFST	1B4	
NVTLMSPE	51	40
NVTLOAD	68	

Table 674. Cross Reference for NVT (continued)

Name	Offset	Hex Tag
NVTLOADL	88	
NVTLOADS	4	
NVTLOCAT	1B4	
NVTLPALL	28	
NVTLPALP	24	
NVTLSEC	1B8	
NVTLSQAS	7C	
NVTLSQNO	82	
NVTMASCBC	40	
NVTMBEND	154	
NVTMBUF	150	
NVTMCPSW	D8	
NVTMODEP	C	
NVTMODNM	4	
NVTMOUNT	10C	
NVTMQHP	2C	
NVTMSLNK	5C	
NVTMSTCB	38	
NVTMTLSH	BF	
NVTNCRC	84	
NVTNCRL	86	
NVTNCRP	64	
NVTNCT	254	
NVTNCTAD	130	
NVTNCXID	D1	
NVTNIPM	124	
NVTNOLMG	51	80
NVTNPATR	36	
NVTNPFL	210	02
NVTNPML	210	01
NVTNPM4	12C	
NVTNP0AD	6C	
NVTNP0NO	70	
NVTNSRVP	120	
NVTNUCID	7	
NVTNVSQA	8A	
NVTN0PSW	B0	
NVTONUCE	1F0	
NVTONUCS	1EC	

Table 674. Cross Reference for NVT (continued)

Name	Offset	Hex Tag
NVTOPEN	108	
NVTOPROM	12	
NVTPAREA	170	
NVTPARMM	18	
NVTPARMS	0	
NVTPCIEA	98	
NVTPCIES	94	
NVTPCS	D2	40
NVTPLBFE	200	
NVTPLBFS	1FC	
NVTPLBKL	1F8	
NVTPLDCE	1F4	
NVTPPLNAM	208	
NVTPPLRCD	204	
NVTPMT16	210	20
NVTPPE	C4	
NVTPPS	C0	
NVTPRMPT	110	
NVTPROMT	6	
NVTPTAB	174	
NVTPSBUF	178	
NVTPRETRY	1E8	80
NVTRTMSA	AC	
NVTRTYIN	1E8	
NVTR0BC	BC	
NVTR0E8	E8	
NVTR0F0	F0	
NVTR010	10	
NVTR1A4	1A4	
NVTR1C4	1C4	
NVTR114	114	
NVTR13C	13C	
NVTR16A	16A	
NVTR16C	16C	
NVTR160	160	
NVTR166	166	
NVTR168	168	
NVTR180	180	
NVTR194	194	



Table 674. Cross Reference for NVT (continued)

Name	Offset	Hex Tag
NVTR211	211	
NVTSENSE	EC	
NVTSPE	158	
NVTSPTT	14	
NVTSQANO	80	
NVTSVCN	17C	
NVTSVCTB	4C	
NVTSYMH	48	
NVTSYSP	210	40
NVTTIME	F4	
NVTTOD	D4	
NVTUCB	134	
NVTUSERP	44	
NVTVM	50	80
NVTVMXA	50	40
NVTVRBLD	190	
NVTVSP	20	
NVTVVMDI	58	
NVTWARNUND	51	20
NVTWPSW1	E0	
NVTWPSW2	E4	
NVTWSCD	E6	
NVTWTCB	78	
NVTWTFST	1BC	
NVTWTOIN	D3	80
NVTWTPSW	E0	
NVTWTSV	1BC	
NVTWTSEC	1C0	
NVTXCTL	1AC	
NVT07BRC	13	

## OMDG information

### OMDG heading information

<b>Common name:</b>	Operations Measurement Data Gatherer Parameter List
<b>Macro ID:</b>	IEZVG102
<b>DSECT name:</b>	OMDGLIST
<b>Owning component:</b>	Communications task (SC1CK)

**Eye-catcher ID:** OMDG  
Offset: 0  
Length: 4

**Storage attributes:** Residency: User's storage

**Size:** 52 bytes

**Created by:** Caller

**Pointed to by:** Reg 1 -> PTR -> Parmlist

**Serialization:** N/A

**Function:** Provides the interface between the caller and Commtask data collection routine to calculate the the number of WTO's, Commands and WTL's issued per millisecond. It also provides the maximum number of WQE's, ORE's and AMRQ's there are for a specified interval.

## OMDG mapping

Table 675. Structure OMDGLIST

Offset Dec	Offset Hex	Type	Len	Name (Dim)	Description
0	(0)	STRUCTURE	0	OMDGLIST	OMD gatherer parameter list
0	(0)	CHARACTER	4	OMDGACR	Acronym 'OMDG'
4	(4)	CHARACTER	1	OMDGVER	Version level
5	(5)	CHARACTER	3		Reserved
8	(8)	BITSTRING	1	OMDGFNCD	Function codes
		1... ....		OMDGWTO	"X'80'" Code for WTO's
		.1.. ....		OMDGCMD	"X'40'" Code for commands
		..1. ....		OMDGWTL	"X'20'" Code for WTL's
		...1 ....		OMDGWQE	"X'10'" Code for max # WTO's on the queue
		.... 1...		OMDGORE	"X'08'" Code for max # WTO's on the queue
		.... .1..		OMDGAMR	"X'04'" Code for max # AMRQ's on the queue
9	(9)	BITSTRING	1		Reserved
10	(A)	BITSTRING	1	OMDGRSCD	Reason codes
		1... ....		OMDGRWTO	"X'80'" No WTO data gathered
		.1.. ....		OMDGRCMD	"X'40'" No commands data gathered
		..1. ....		OMDGRWTL	"X'20'" no WTL data gathered
11	(B)	BITSTRING	1		Reserved
12	(C)	SIGNED	4	OMDGWTOI	# of WTO's issued
16	(10)	SIGNED	4	OMDGCMDI	# of commands issued
20	(14)	SIGNED	4	OMDGWTLI	# of WTL's issued
24	(18)	SIGNED	4	OMDGWQEB	Max # of WTO's on the queue
28	(1C)	SIGNED	4	OMDGOREB	Max # of WTO's on the queue
32	(20)	SIGNED	4	OMDGAMRE	Max # of entries on AMRQ queue
36	(24)	CHARACTER	16		Reserved
36	(24)	X'34'	0	OMDGLEN	"*-OMDGLIST" Length of macro
36	(24)	X'1'	0	OMDGSP41	"1" Version level MVS/XA HBB4410

Table 675. Structure OMDGLIST (continued)

Offset Dec	Offset Hex	Type	Len	Name (Dim)	Description
36	(24)	X'1'	0	OMDGVRIID	"OMDGP41" Version level

Table 676. Cross Reference for OMDG

Name	Offset	Hex	Tag
OMDGACR	0		
OMDGAMR	8		4
OMDGAMRE	20		
OMDGCMD	8		40
OMDGCMDI	10		
OMDGFNCD	8		
OMDGLN	24		34
OMDGLIST	0		
OMDGOE	8		8
OMDGOEB	1C		
OMDGRCMD	A		40
OMDGRSCD	A		
OMDGRWTL	A		20
OMDGRWTO	A		80
OMDGP41	24		1
OMDGVRI	4		
OMDGVRIID	24		1
OMDGWQE	8		10
OMDGWQEB	18		
OMDGWTL	8		20
OMDGWTLI	14		
OMDGWTO	8		80
OMDGWTOI	C		

## OPSPL information

### OPSPL heading information

<b>Common name:</b>	ASM ILROPS00 Parameter List
<b>Macro ID:</b>	ILROPSPL
<b>DSECT name:</b>	OPSPL
<b>Owning component:</b>	Auxiliary Storage Manager (SC1CW)
<b>Eye-catcher ID:</b>	None
<b>Storage attributes:</b>	Subpool: Caller defined Key: Caller defined Residency: Caller defined

**Size:** 68-bytes

**Created by:** Caller

**Pointed to by:** User defined variable, OPSPLPTR

**Serialization:** none

**Function:** Contains information necessary to interface with module ILROPS00. It serves as the parameter list for input and output for the module.

## OPSPL mapping

Table 677. Structure OPSPL

Offset Dec	Offset Hex	Type	Len	Name (Dim)	Description
0	(0)	STRUCTURE	136	OPSPL	ILROPS00 Parameter List
0	(0)	BITSTRING	1	OPSFLG1	Input flags
		1... ..		*	Reserved
		.1.. ....		OPSPGAD	PAGEADD/PAGEDEL time indicator. 1 = processing a PAGEADD or PAGEDEL, after NIP time, 0 = processing during NIP
		..1. ....		OPSLOCV	1 = Locate the VIO journaling data set and return to caller with the return code. 0 = Do regular page data set OPEN processing.
		...1 ....		OPSF1R1	Reserved
		.... 1...		OPSNOCB	Control block flag. 1 = do not get control blocks for the data set (used at NIP time to ensure that a data set is mounted and online without building control blocks for it), 0 = build data set control blocks.
		.... .1..		OPSPCD	PLPA/common flag. . 1 = data set is either the PLPA, or common page data set, 0 = data set is a local page data set
		.... ..1.		*	Reserved
		.... ...1		OPSF1R2	Reserved
1	(1)	UNSIGNED	1	OPSDUSE	Device usage code
2	(2)	UNSIGNED	1	OPSFUNC	ILROPS00 function code
3	(3)	CHARACTER	1	OPSRSV1	Reserved
4	(4)	CHARACTER	44	OPSDSN	Data set name (on input). This field is overlaid on output.
4	(4)	ADDRESS	4	OPSIORB	IORB pointer
8	(8)	ADDRESS	4	OPSUCB	UCB pointer
12	(C)	ADDRESS	4	OPSEDB	EDB pointer
16	(10)	UNSIGNED	4	OPSLTNUM	Number of slots on the data set
20	(14)	CHARACTER	2	OPSDVTYP	Device type
22	(16)	CHARACTER	6	OPSVOL	Volume serial number
28	(1C)	ADDRESS	4	OPSQAPTR	GETMAIN pointer in SQA
32	(20)	ADDRESS	4	OPSQALEN	GETMAIN length in SQA
36	(24)	CHARACTER	4	OPSCCHHB	Beginning CCHH for ECKD
40	(28)	CHARACTER	4	OPSCCHHE	Ending CCHH for ECKD
44	(2C)	BITSTRING	1	OPSFLG2	ILROPS00 output flags

Table 677. Structure OPSPL (continued)

Offset Dec	Offset Hex	Type	Len	Name (Dim)	Description
		1... ..		OPSECKD	ECKD architecture flag. 1 = data set is on an ECKD device, 0 = non-ECKD device.
		.1.. ..		OPSPAVOK	PAV capable device. 1 = data set is on a device defined to be PAV capable. 0 = data set is normal.
		..1. ....		OPSCACHEOK	1 = data set is on a device for which we should not bypass caching, 0 = caching should be bypassed
		...1 ....		*	Reserved
		.... 1111		OPSF2R	Reserved
45	(2D)	UNSIGNED	1	*	Reserved
46	(2E)	UNSIGNED	2	OPSCCWS	Number of PCCWs actually initialized - may be affected by an excess CCW count
48	(30)	CHARACTER	20	OPSPART2	Other output section of the parameter list
48	(30)	ADDRESS	4	OPSDEIB	DEIB pointer
52	(34)	UNSIGNED	2	OPSDCCWS	Number of PCCWs for the device type, before considering any excess CCW count
54	(36)	CHARACTER	2	*	Reserved
56	(38)	BITSTRING	8	OPSDTIME	Dataset define timestamp
64	(40)	CHARACTER	4	OPSALOCD	Allocation reason code fields
64	(40)	CHARACTER	2	OPSERROR	Error reason code for allocation failure
66	(42)	CHARACTER	2	OPSINFO	Information reason code for allocation failure
FREE CONTROL BLOCKS functional parameter list					
68	(44)	CHARACTER	16	OPSFREE_PL	Free control blocks parameter list
68	(44)	ADDRESS	4	OPSFREE_EDB	EDB address
72	(48)	ADDRESS	4	OPSFREE_DEIB	DEIB address (page only)
76	(4C)	ADDRESS	4	OPSFREE_IORB	IORB/IOSB/SRB/SRB address
80	(50)	ADDRESS	4	OPSFREE_PAT	PAT address
UNALLOCATE DATA SET functional parameter list					
84	(54)	CHARACTER	12	OPSUNALC_PL	Unallocate data set parameter list
84	(54)	ADDRESS	4	OPSUNALC_UCB	UCB address
88	(58)	UNSIGNED	1	*	Reserved
89	(59)	BITSTRING	1	OPSUNALC_FLAGS	Flags
		1... ..		*	Reserved
90	(5A)	CHARACTER	2	*	Reserved
92	(5C)	ADDRESS	4	OPSUNALC_DSNPTR	Dataset name address
BUILD CONTROL BLOCKS functional parameter list					
96	(60)	CHARACTER	40	OPSBLD_PL	Build control blocks parameter list
96	(60)	ADDRESS	4	OPSBLD_PCTQA	Address of the PCT queue header (e.g. PARTPCTQ)
100	(64)	ADDRESS	4	OPSBLD_XARTE	PARTE address
104	(68)	ADDRESS	4	OPSBLD_DVTAB	DVTAB address

Table 677. Structure OPSPL (continued)

Offset Dec	Offset Hex	Type	Len	Name (Dim)	Description
108	(6C)	ADDRESS	4	OPSBLD_PCT	PCT address
112	(70)	ADDRESS	4	OPSBLD_PAT	PAT address
116	(74)	SIGNED	4	OPSBLD_LENPAT	PAT length
120	(78)	SIGNED	4	OPSBLD_SLTNUM	Number of slots
124	(7C)	CHARACTER	4	OPSBLD_CCHHB	Beginning CCHH
128	(80)	CHARACTER	4	OPSBLD_CCHHE	Ending CCHH
132	(84)	CHARACTER	2	OPSBLD_DVTYP	Device type
134	(86)	UNSIGNED	1	OPSBLD_DUSE	Device usage type
135	(87)	BITSTRING	1	*	Reserved

Table 678. Constants for OPSPL

Len	Type	Value	Name	Description
ILROPS00 function codes.				
1	DECIMAL	0	OPSOPEN	OPEN DATA SET code
1	DECIMAL	1	OPSFREE	FREE DATA SET CONTROL BLOCKS code
1	DECIMAL	2	OPSUNALC	UNALLOCATE DATA SET code
1	DECIMAL	3	OPSBLD	BUILD PAT/PCT code
1	DECIMAL	4	OPSCU	NIP-time UCB processing code
1	DECIMAL	5	OPSPAV	Enable PAV processing
1	DECIMAL	6	OPSSER	Perform MSI-time ENQ processing
1	DECIMAL	7	OPSCACHE	Perform Post-MSI Cache initialization

Table 679. Cross Reference for OPSPL

Name	Offset	Hex	Tag
OPSALOC	40		
OPSBLD_CCHHB	7C		
OPSBLD_CCHHE	80		
OPSBLD_DUSE	86		
OPSBLD_DVTAB	68		
OPSBLD_DVTYP	84		
OPSBLD_LENPAT	74		
OPSBLD_PAT	70		
OPSBLD_PCT	6C		
OPSBLD_PCTQA	60		
OPSBLD_PL	60		
OPSBLD_SLTNUM	78		
OPSBLD_XARTE	64		
OPSCACHEOK	2C		20
OPSCCHHB	24		
OPSCCHHE	28		
OPSCCWS	2E		

Table 679. Cross Reference for OPSPL (continued)

Name	Offset	Hex Tag
OPSDCCWS	34	
OPSDEIB	30	
OPSDSN	4	
OPSDTIME	38	
OPSDUSE	1	
OPSDVTYP	14	
OPSECKD	2C	80
OPSEDB	C	
OPSERROR	40	
OPSFLG1	0	
OPSFLG2	2C	
OPSFREE_DEIB	48	
OPSFREE_EDB	44	
OPSFREE_IORB	4C	
OPSFREE_PAT	50	
OPSFREE_PL	44	
OPSFUNC	2	
OPSF1R1	0	10
OPSF1R2	0	01
OPSF2R	2C	0F
OPSINFO	42	
OPSIORB	4	
OPSLOCV	0	20
OPSLTNUM	10	
OPSNOCB	0	08
OPSPART2	30	
OPSPAVOK	2C	40
OPSPCD	0	04
OPSPGAD	0	40
OPSPL	0	
OPSQALEN	20	
OPSQAPTR	1C	
OPSRSV1	3	
OPSUCB	8	
OPSUNALC_DSNPTR	5C	
OPSUNALC_FLAGS	59	
OPSUNALC_PL	54	
OPSUNALC_UCB	54	
OPSVOL	16	

## ORB information

### ORB heading information

<b>Common name:</b>	Operation Request Block
<b>Macro ID:</b>	IHAORB
<b>DSECT name:</b>	IHAORB
<b>Owning component:</b>	I/O Supervisor (SC1C3)
<b>Eye-catcher ID:</b>	N/A Offset: N/A Length: N/A
<b>Storage attributes:</b>	Subpool: 245 Key: 0 Data Space: N/A Residency: 31 Bit
<b>Size:</b>	12 or 32 bytes
<b>Created by:</b>	Issuers of the SSCH instruction
<b>Pointed to by:</b>	IOWORB field of the IOWA (IOSDIOWA)
<b>Serialization:</b>	None
<b>Function:</b>	Maps the hardware operation request block. The ORB is the operand of the start subchannel instruction and contains the interruption parameter, the address of the first CCW, and status information.

### ORB mapping

Table 680. Structure ORB

Offset Dec	Offset Hex	Type	Len	Name(Dim)	Description
0	(0)	STRUCTURE	32	ORB	
ORB basic section. This section does not include the ORB extension.					
0	(0)	CHARACTER	12	ORBASIC	ORB basic section
0	(0)	BITSTRING	4	ORBIP	Interrupt parameter
0	(0)	SIGNED	4	ORBIPA	Interrupt parameter
0	(0)	ADDRESS	4	ORBIPP	Interrupt parameter
4	(4)	BITSTRING	1	ORBFLG0	Flags
		1111 ....		ORBKEY	- Key
		.... 1...		ORBS	- Channel program has suspend capability.
		.... .1..		ORBC	- Streaming Mode Control
		.... ..1.		ORBM	- Synchronize Control - PCI
		.... ...1		ORBY	- Synchronize Control
5	(5)	BITSTRING	1	ORBFLG1	Flags
		1... ....		ORBF	- Format of channel program. If 0, format 0 CCWs. If 1, format 1 CCWs.



Table 680. Structure ORB (continued)

Offset Dec	Offset Hex	Type	Len	Name(Dim)	Description
		.1.. ....		ORBP	- Prefetch of CCWs is allowed
		..1. ....		ORBI	- Initial status response requested.
		...1 ....		ORBA	- Address limit check required
		.... 1...		ORBSSPI	- Suppress suspend interrupt
		.... .1..		ORBB	- Channel program type control. When 0, ORBCPA designates a CCW channel program. When 1, ORBCPA designates a TCW channel program.
		.... ..1.		ORBH	- 8-byte IDAWs
		.... ...1		ORBT	- 2K 8-byte IDAWs
6	(6)	BITSTRING	1	ORBLPM	Logical path mask (LPM) to be used for this request
7	(7)	BITSTRING	1	ORBFLG2	Flags
		1... ....		ORBL	- Incorrect length suppression mode
		.1.. ....		ORBD	- Modified CCW indirect data addressing control (MIDAW). Allows MIDAWs to be used in the channel program.
		..1. ....		*	- Reserved
		...1 ....		*	- Reserved
		.... 1...		*	- Reserved
		.... .1..		*	- Reserved
		.... ..1.		*	- Reserved
		.... ...1		ORBX	- ORB extension is present
8	(8)	ADDRESS	4	ORBCPA	Absolute CCW or TCW address
End of ORB basic section. If ORBX is off, this represents the end of the ORB.					
12	(C)	CHARACTER	0	ORBEND	End of ORB basic section
Start of ORB extension. This section is present only when ORBX is on.					
12	(C)	CHARACTER	20	ORBEXT	ORB extension
12	(C)	CHARACTER	4	ORBWORD3	ORB word 3
12	(C)	UNSIGNED	1	ORBCSSPR	Channel-subsystem priority
13	(D)	UNSIGNED	1	*	Reserved
14	(E)	UNSIGNED	1	ORBCUNPR	Control-unit priority
15	(F)	UNSIGNED	1	*	Reserved
16	(10)	CHARACTER	4	ORBWORD4	ORB word 4
16	(10)	UNSIGNED	4	*	Reserved
20	(14)	CHARACTER	4	ORBWORD5	ORB word 5
20	(14)	UNSIGNED	4	*	Reserved
24	(18)	CHARACTER	4	ORBWORD6	ORB word 6
24	(18)	UNSIGNED	4	*	Reserved
28	(1C)	CHARACTER	4	ORBWORD7	ORB word 7
28	(1C)	UNSIGNED	4	*	Reserved
End of ORB with the ORB extension (ORBX is on)					
32	(20)	CHARACTER	0	ORBEND	End of ORB with the ORB extension

Table 681. Cross Reference for ORB

Name	Offset	Hex Tag
ORB	0	
ORBA	5	10
ORBB	5	04
ORBBASIC	0	
ORBBEND	C	
ORBC	4	04
ORBCPA	8	
ORBCSSPR	C	
ORBCUNPR	E	
ORBD	7	40
ORBEND	20	
ORBEXT	C	
ORBF	5	80
ORBFLG0	4	
ORBFLG1	5	
ORBFLG2	7	
ORBH	5	02
ORBI	5	20
ORBIP	0	
ORBIPA	0	
ORBIPP	0	
ORBKEY	4	F0
ORBL	7	80
ORBLPM	6	
ORBM	4	02
ORBP	5	40
ORBS	4	08
ORBSSPI	5	08
ORBT	5	01
ORBWORD3	C	
ORBWORD4	10	
ORBWORD5	14	
ORBWORD6	18	
ORBWORD7	1C	
ORBX	7	01
ORBY	4	01

## ORE information

### ORE programming interface information

ORE is a programming interface.

### ORE heading information

<b>Common name:</b>	OPERATOR REPLY ELEMENT DEFINITION
<b>Macro ID:</b>	IHAORE
<b>DSECT name:</b>	OREF
<b>Owning component:</b>	COMMUNICATIONS TASK (SC1CK)
<b>Eye-catcher ID:</b>	ORE Offset: +20x Length: 4
<b>Storage attributes:</b>	Subpool: 231 Key: 0 Residency: ABOVE 16 MB IN REAL STORAGE
<b>Size:</b>	OREF -- X'0080' bytes
<b>Created by:</b>	CNZS1WTO, CNZQ1MTC
<b>Pointed to by:</b>	UCMRPYQ FIELD OF THE UCM DATA AREA ORELKP FIELD OF THE ORE DATA AREA (NEXT ORE) SSWTOR FIELD OF THE SSOB DATA AREA
<b>Serialization:</b>	CMS AND LOCAL LOCKS
<b>Function:</b>	THIS MACRO MAPS THE OPERATOR REPLY ELEMENT

### ORE mapping

Table 682. Structure OREF

Offset Dec	Offset Hex	Type	Len	Name(Dim)	Description
0	(0)	STRUCTURE	0	OREF	START OF ORE
0	(0)	ADDRESS	4	ORELKP	LINKAGE POINTER
4	(4)	CHARACTER	2	OREID	REPLY IDENTIFICATION X'0000' when reply id > 99
6	(6)	CHARACTER	1	OREXA	FLAGS
Bit definitions:					
		1... ..		OREFORGN	"X'80'" WTOR WAS NOT ISSUED ON THIS SYSTEM
		.1.. ..		OREKEY0	"X'40'" WTOR ISSUED BY KEY 0 USER (BYPASS VALIDITY CHECK)
		..1. ....		ORESWAP	"X'20'" TASK SWAPPED OUT
		...1 ....		ORESUSP	"X'10'" PROCESSING TEMPORARILY SUSPENDED (05/VS2) MDC001
		.... 1...		OREINUSE	"X'08'" WTOR NOT COMPLETED
		.... .1..		OREDMCMP	"X'04'" DOM HAS COMPLETED
		.... ..1.		OREDMD	"X'02'" HAVE PROCESSED A DOMC FOR THIS WTOR

Table 682. Structure OREF (continued)

Offset Dec	Offset Hex	Type	Len	Name(Dim)	Description
		.... ...1		ORERSV06	"X'01'" RESERVED
7	(7)	CHARACTER	1	OREXC	BUFFER STATUS FLAGS
Bit definitions:					
		1... ....		OREBUFA	"X'80'" BUFFER IS AVAILABLE
		.1.. ....		OREBUFB	"X'40'" BUFFER IN USE
		..1. ....		OREBUFC	"X'20'" ORE IS TO BE DELETED, DO NOT PROCESS REPLY (OS/VS2) MDC002
		...1 ....		ORERSV01	"X'10'" Reserved - Was OREBUFD
		.... 1...		OREBUFE	"X'08'" BUFFER SERVICED
		.... .1..		ORESAVD	"X'04'" ORE/WQE SAVED IN RECOVERY, NO B23
		.... ..1.		OREFRID	"X'02'" Free reply id when freeing ORE
		.... ...1		OREWTORP	"X'01'" Indicates that the associated WTOR ECB has been POSTed. Set by IEAVVRP2.
8	(8)	ADDRESS	4	ORETCB	POINTER TO TCB
8	(8)	ADDRESS	4	ORETCBA	ADDRESS OF TCB
12	(C)	ADDRESS	4	OREWQE	ADDRESS OF ASSOCIATED DUMMY WQE - (USED BY THE SUBSYSTEM)
16	(10)	ADDRESS	4	ORERPYP	POINTER TO REPLY BUFFER
16	(10)	ADDRESS	4	ORERPYP	ADDRESS OF REPLY BUFFER
20	(14)	ADDRESS	4	OREECB	POINTER TO REQUESTOR'S REPLY ECB
20	(14)	ADDRESS	4	OREECBA	ADDRESS OF REQUESTOR'S REPLY ECB
24	(18)	SIGNED	2	OREASID	ADDRESS SPACE IDENTIFIER (OS/VS2) MDC003
26	(1A)	SIGNED	2	ORERSV11	RESERVED (OS/VS2) MDC004
28	(1C)	ADDRESS	4	OREOPBUF	POINTER TO OPERATOR REPLY BUFFER (OS/ VS2) MDC005
32	(20)	CHARACTER	4	ORECBID	CONTROL BLOCK ID 'ORE '
36	(24)	BITSTRING	1	OREVRSN	VERSION LEVEL
37	(25)	CHARACTER	2	ORERSV07	RESERVED - WAS 16 ROUTING CODES
39	(27)	BITSTRING	1	ORERSV08	RESERVED - WAS ORERCID
40	(28)	ADDRESS	4	ORERWQE	ADDRESS OF ASSOCIATED REAL WQE
44	(2C)	SIGNED	4	ORED0MID	DOM ID
44	(2C)	BITSTRING	1	ORES0SID	SYSTEM ID
45	(2D)	SIGNED	3	ORESEQN	24-BIT ORED0MID
48	(30)	ADDRESS	1	ORELNTH	MAXIMUM LENGTH OF REPLY
49	(31)	CHARACTER	3	ORERSV12	RESERVED BYTES
52	(34)	CHARACTER	16	ORERTCDE	16 BYTES OF ROUTING CODES
52	(34)	CHARACTER	1	ORERTA	FIRST BYTE OF ROUTING CODES
Bit definitions:					
		1... ....		ORERT001	"X'80'" PRIMARY OPERATOR ACTION
		.1.. ....		ORERT002	"X'40'" PRIMARY OPERATOR INFORMATION
		..1. ....		ORERT003	"X'20'" TAPE POOL
		...1 ....		ORERT004	"X'10'" DIRECT ACCESS POOL

Table 682. Structure OREF (continued)

Offset Dec	Offset Hex	Type	Len	Name(Dim)	Description
		.... 1...		ORERT005	"X'08'" TAPE LIBRARY
		.... .1..		ORERT006	"X'04'" DISK LIBRARY
		.... ..1.		ORERT007	"X'02'" UNIT RECORD POOL
		.... ...1		ORERT008	"X'01'" TELEPROCESSING CONTROL
53	(35)	BITSTRING	1	ORERTB	SECOND BYTE OF ROUTING CODES
Bit definitions:					
		1... ....		ORERT009	"X'80'" SYSTEM SECURITY
		.1.. ....		ORERT010	"X'40'" SYSTEM/ERROR MAINTENANCE
		..1. ....		ORERT011	"X'20'" PROGRAMMER INFORMATION
		...1 ....		ORERT012	"X'10'" EMULATOR INFORMATION
		.... 1...		ORERT013	"X'08'" USER ROUTING CODE
		.... .1..		ORERT014	"X'04'" USER ROUTING CODE
		.... ..1.		ORERT015	"X'02'" USER ROUTING CODE
		.... ...1		ORERT016	"X'01'" USER ROUTING CODE
54	(36)	BITSTRING	1	ORERTC	THIRD BYTE OF ROUTING CODES
Bit definitions:					
		1... ....		ORERT017	"X'80'" USER ROUTING CODE
		.1.. ....		ORERT018	"X'40'" USER ROUTING CODE
		..1. ....		ORERT019	"X'20'" USER ROUTING CODE
		...1 ....		ORERT020	"X'10'" USER ROUTING CODE
		.... 1...		ORERT021	"X'08'" RESERVED FOR JES USAGE
		.... .1..		ORERT022	"X'04'" RESERVED FOR JES USAGE
		.... ..1.		ORERT023	"X'02'" RESERVED FOR JES USAGE
		.... ...1		ORERT024	"X'01'" RESERVED FOR JES USAGE
55	(37)	BITSTRING	1	ORERTD	FOURTH BYTE OF ROUTING CODES
Bit definitions:					
		1... ....		ORERT025	"X'80'" RESERVED FOR JES USAGE
		.1.. ....		ORERT026	"X'40'" RESERVED FOR JES USAGE
		..1. ....		ORERT027	"X'20'" RESERVED FOR JES USAGE
		...1 ....		ORERT028	"X'10'" RESERVED FOR JES USAGE
		.... 1...		ORERT029	"X'08'" DISASTER RECOVERY
		.... .1..		ORERT030	"X'04'" RESERVED
		.... ..1.		ORERT031	"X'02'" RESERVED
		.... ...1		ORERT032	"X'01'" RESERVED
56	(38)	BITSTRING	1	ORERTE	FIFTH BYTE OF ROUTING CODES
Bit definitions:					
		1... ....		ORERT033	"X'80'" RESERVED
		.1.. ....		ORERT034	"X'40'" RESERVED
		..1. ....		ORERT035	"X'20'" RESERVED
		...1 ....		ORERT036	"X'10'" RESERVED
		.... 1...		ORERT037	"X'08'" RESERVED

Table 682. Structure OREF (continued)

Offset Dec	Offset Hex	Type	Len	Name(Dim)	Description
		.... .1..		ORERT038	"X'04'" RESERVED
		.... ..1.		ORERT039	"X'02'" RESERVED
		.... ...1		ORERT040	"X'01'" RESERVED
57	(39)	BITSTRING	1	ORERTF	SIXTH BYTE OF ROUTING CODES
Bit definitions:					
		1... ....		ORERT041	"X'80'" JOB STATUS MESSAGE
		.1.. ....		ORERT042	"X'40'" GENERAL INFO. ABOUT JES2 OR JES3
		..1. ....		ORERT043	"X'20'" RESERVED FOR JES USAGE
		...1 ....		ORERT044	"X'10'" RESERVED FOR JES USAGE
		.... 1...		ORERT045	"X'08'" RESERVED FOR JES USAGE
		.... .1..		ORERT046	"X'04'" RESERVED FOR JES USAGE
		.... ..1.		ORERT047	"X'02'" RESERVED FOR JES USAGE
		.... ...1		ORERT048	"X'01'" RESERVED FOR JES USAGE
58	(3A)	BITSTRING	1	ORERTG	SEVENTH BYTE OF ROUTING CODES
Bit definitions:					
		1... ....		ORERT049	"X'80'" RESERVED FOR JES USAGE
		.1.. ....		ORERT050	"X'40'" RESERVED FOR JES USAGE
		..1. ....		ORERT051	"X'20'" RESERVED FOR JES USAGE
		...1 ....		ORERT052	"X'10'" RESERVED FOR JES USAGE
		.... 1...		ORERT053	"X'08'" RESERVED FOR JES USAGE
		.... .1..		ORERT054	"X'04'" RESERVED FOR JES USAGE
		.... ..1.		ORERT055	"X'02'" RESERVED FOR JES USAGE
		.... ...1		ORERT056	"X'01'" RESERVED FOR JES USAGE
59	(3B)	BITSTRING	1	ORERTH	EIGHTH BYTE OF ROUTING CODES
Bit definitions:					
		1... ....		ORERT057	"X'80'" RESERVED FOR JES USAGE
		.1.. ....		ORERT058	"X'40'" RESERVED FOR JES USAGE
		..1. ....		ORERT059	"X'20'" RESERVED FOR JES USAGE
		...1 ....		ORERT060	"X'10'" RESERVED FOR JES USAGE
		.... 1...		ORERT061	"X'08'" RESERVED FOR JES USAGE
		.... .1..		ORERT062	"X'04'" RESERVED FOR JES USAGE
		.... ..1.		ORERT063	"X'02'" RESERVED FOR JES USAGE
		.... ...1		ORERT064	"X'01'" RESERVED FOR JES USAGE
60	(3C)	BITSTRING	1	ORERTI	NINTH BYTE OF ROUTING CODES
Bit definitions:					
		1... ....		ORERT065	"X'80'" PROCESSOR RELATED MESSAGE
		.1.. ....		ORERT066	"X'40'" PROCESSOR RELATED MESSAGE
		..1. ....		ORERT067	"X'20'" PROCESSOR RELATED MESSAGE
		...1 ....		ORERT068	"X'10'" PROCESSOR RELATED MESSAGE
		.... 1...		ORERT069	"X'08'" PROCESSOR RELATED MESSAGE
		.... .1..		ORERT070	"X'04'" PROCESSOR RELATED MESSAGE

Table 682. Structure OREF (continued)

Offset Dec	Offset Hex	Type	Len	Name(Dim)	Description
		.... ..1.		ORERT071	"X'02'" PROCESSOR RELATED MESSAGE
		.... ...1		ORERT072	"X'01'" PROCESSOR RELATED MESSAGE
61	(3D)	BITSTRING	1	ORERTJ	TENTH BYTE OF ROUTING CODES
Bit definitions:					
		1... ....		ORERT073	"X'80'" PROCESSOR RELATED MESSAGE
		.1.. ....		ORERT074	"X'40'" PROCESSOR RELATED MESSAGE
		..1. ....		ORERT075	"X'20'" PROCESSOR RELATED MESSAGE
		...1 ....		ORERT076	"X'10'" PROCESSOR RELATED MESSAGE
		.... 1...		ORERT077	"X'08'" PROCESSOR RELATED MESSAGE
		.... .1..		ORERT078	"X'04'" PROCESSOR RELATED MESSAGE
		.... ..1.		ORERT079	"X'02'" PROCESSOR RELATED MESSAGE
		.... ...1		ORERT080	"X'01'" PROCESSOR RELATED MESSAGE
62	(3E)	BITSTRING	1	ORERTK	ELEVENTH BYTE OF ROUTING CODES
Bit definitions:					
		1... ....		ORERT081	"X'80'" PROCESSOR RELATED MESSAGE
		.1.. ....		ORERT082	"X'40'" PROCESSOR RELATED MESSAGE
		..1. ....		ORERT083	"X'20'" PROCESSOR RELATED MESSAGE
		...1 ....		ORERT084	"X'10'" PROCESSOR RELATED MESSAGE
		.... 1...		ORERT085	"X'08'" PROCESSOR RELATED MESSAGE
		.... .1..		ORERT086	"X'04'" PROCESSOR RELATED MESSAGE
		.... ..1.		ORERT087	"X'02'" PROCESSOR RELATED MESSAGE
		.... ...1		ORERT088	"X'01'" PROCESSOR RELATED MESSAGE
63	(3F)	BITSTRING	1	ORERTL	TWELFTH BYTE OF ROUTING CODES
Bit definitions:					
		1... ....		ORERT089	"X'80'" PROCESSOR RELATED MESSAGE
		.1.. ....		ORERT090	"X'40'" PROCESSOR RELATED MESSAGE
		..1. ....		ORERT091	"X'20'" PROCESSOR RELATED MESSAGE
		...1 ....		ORERT092	"X'10'" PROCESSOR RELATED MESSAGE
		.... 1...		ORERT093	"X'08'" PROCESSOR RELATED MESSAGE
		.... .1..		ORERT094	"X'04'" PROCESSOR RELATED MESSAGE
		.... ..1.		ORERT095	"X'02'" PROCESSOR RELATED MESSAGE
		.... ...1		ORERT096	"X'01'" PROCESSOR RELATED MESSAGE
64	(40)	BITSTRING	1	ORERTM	THIRTEENTH BYTE OF ROUTING CODES
Bit definitions:					
		1... ....		ORERT097	"X'80'" DEVICE RELATED MESSAGE
		.1.. ....		ORERT098	"X'40'" DEVICE RELATED MESSAGE
		..1. ....		ORERT099	"X'20'" DEVICE RELATED MESSAGE
		...1 ....		ORERT100	"X'10'" DEVICE RELATED MESSAGE
		.... 1...		ORERT101	"X'08'" DEVICE RELATED MESSAGE
		.... .1..		ORERT102	"X'04'" DEVICE RELATED MESSAGE
		.... ..1.		ORERT103	"X'02'" DEVICE RELATED MESSAGE

Table 682. Structure OREF (continued)

Offset Dec	Offset Hex	Type	Len	Name (Dim)	Description
		.... ...1		ORERT104	"X'01'" DEVICE RELATED MESSAGE
65	(41)	BITSTRING	1	ORERTN	FOURTEENTH BYTE OF ROUTING CODES
Bit definitions:					
		1... ....		ORERT105	"X'80'" DEVICE RELATED MESSAGE
		.1.. ....		ORERT106	"X'40'" DEVICE RELATED MESSAGE
		..1. ....		ORERT107	"X'20'" DEVICE RELATED MESSAGE
		...1 ....		ORERT108	"X'10'" DEVICE RELATED MESSAGE
		.... 1...		ORERT109	"X'08'" DEVICE RELATED MESSAGE
		.... .1..		ORERT110	"X'04'" DEVICE RELATED MESSAGE
		.... ..1.		ORERT111	"X'02'" DEVICE RELATED MESSAGE
		.... ...1		ORERT112	"X'01'" DEVICE RELATED MESSAGE
66	(42)	BITSTRING	1	ORERTO	FIFTEENTH BYTE OF ROUTING CODES
Bit definitions:					
		1... ....		ORERT113	"X'80'" DEVICE RELATED MESSAGE
		.1.. ....		ORERT114	"X'40'" DEVICE RELATED MESSAGE
		..1. ....		ORERT115	"X'20'" DEVICE RELATED MESSAGE
		...1 ....		ORERT116	"X'10'" DEVICE RELATED MESSAGE
		.... 1...		ORERT117	"X'08'" DEVICE RELATED MESSAGE
		.... .1..		ORERT118	"X'04'" DEVICE RELATED MESSAGE
		.... ..1.		ORERT119	"X'02'" DEVICE RELATED MESSAGE
		.... ...1		ORERT120	"X'01'" DEVICE RELATED MESSAGE
67	(43)	BITSTRING	1	ORERTP	SIXTEENTH BYTE OF ROUTING CODES
Bit definitions:					
		1... ....		ORERT121	"X'80'" DEVICE RELATED MESSAGE
		.1.. ....		ORERT122	"X'40'" DEVICE RELATED MESSAGE
		..1. ....		ORERT123	"X'20'" DEVICE RELATED MESSAGE
		...1 ....		ORERT124	"X'10'" DEVICE RELATED MESSAGE
		.... 1...		ORERT125	"X'08'" DEVICE RELATED MESSAGE
		.... .1..		ORERT126	"X'04'" DEVICE RELATED MESSAGE
		.... ..1.		ORERT127	"X'02'" DEVICE RELATED MESSAGE
		.... ...1		ORERT128	"X'01'" DEVICE RELATED MESSAGE
68	(44)	CHARACTER	8	OREWTORU	USERID OF WTOR ISSUER
76	(4C)	ADDRESS	4	ORECNRA	ADDRESS OF 12 BYTE FIELD FOR REPLYING CONSOLE NAME/ID
80	(50)	CHARACTER	12	ORECNDAT	REPLYING CONSOLE NAME AND ID
80	(50)	CHARACTER	8	ORECNME	REPLYING CONSOLE NAME
88	(58)	SIGNED	4	ORECNID	REPLYING CONSOLE ID
92	(5C)	SIGNED	4	ORERPIDB	Reply id (binary representation)
96	(60)	ADDRESS	4	ORE_JSTCB	Job Step TCB address of the WTOR issuer
100	(64)	SIGNED	4	ORE_TOKEN	Token associated with the WQE
104	(68)	ADDRESS	4	ORE_PREV	Previous ORE
108	(6C)	BITSTRING	1	ORE_FLAGS	Flags



Table 682. Structure OREF (continued)

Offset Dec	Offset Hex	Type	Len	Name (Dim)	Description
Bit definitions:					
		1... ....		ORE_AUTOR_MONITORED	"X'80'" Autor data provided for this WTOR
		.1... ....		ORE_PROCESSED_BY_AUTO_REPLY	"X'40'"
		..1. ....		ORE_AUTO_REPLY_IGNORED	"X'20'" Auto-reply processing told to be ignored for this WTOR
109	(6D)	CHARACTER	19	ORE_RESERVED	Reserved
CONSTANTS FOR OREVRN					
109	(6D)	X'1'	0	ORESP13	"1" ORE IS AT JBB1326 LEVEL
109	(6D)	X'2'	0	ORESP22	"2" ORE IS AT JBB2220 LEVEL
109	(6D)	X'3'	0	ORESP313	"3" ORE IS AT JBB3313 LEVEL
109	(6D)	X'4'	0	ORESP410	"4" ORE IS AT HBB4410 LEVEL
109	(6D)	X'A'	0	ORE_HBB7730	"10" ORE IS AT HBB7730 LEVEL
109	(6D)	X'A'	0	OREVRID	"10" VERSION LEVEL VALUE
109	(6D)	X'E7'	0	K_ORE_SUBPOOL	"231" Subpool
109	(6D)	X'D9C540'	0	K_ORE_ACRONYM	"C'ORE '" Eyecatcher
109	(6D)	X'80'	0	OREF_LEN	"*-OREF"

Table 683. Cross Reference for ORE

Name	Offset	Hex Tag
K_ORE_ACRONYM	6D	D9C540
K_ORE_SUBPOOL	6D	E7
ORE_AUTO_REPLY_IGNORED	6C	20
ORE_AUTOR_MONITORED	6C	80
ORE_FLAGS	6C	
ORE_HBB7730	6D	A
ORE_JSTCB	60	
ORE_PREV	68	
ORE_PROCESSED_BY_AUTO_REPLY	6C	40
ORE_RESERVED	6D	
ORE_TOKEN	64	
OREASID	18	
OREBUFA	7	80
OREBUFB	7	40
OREBUFC	7	20
OREBUFE	7	8
ORECBID	20	
ORECNDAT	50	
ORECNID	58	

Table 683. Cross Reference for ORE (continued)

Name	Offset	Hex Tag
ORECNNME	50	
ORECNRA	4C	
OREDMCMP	6	4
OREDOMD	6	2
OREDOMID	2C	
OREECB	14	
OREECBA	14	
OREF	0	
OREF_LEN	6D	80
OREFORGN	6	80
OREFRID	7	2
OREID	4	
OREINUSE	6	8
OREKEY0	6	40
ORELKP	0	
ORELNTH	30	
OREOPBUF	1C	
ORERPIDB	5C	
ORERPYP	10	
ORERPYA	10	
ORERSV01	7	10
ORERSV06	6	1
ORERSV07	25	
ORERSV08	27	
ORERSV11	1A	
ORERSV12	31	
ORERTA	34	
ORERTB	35	
ORERTC	36	
ORERTCDE	34	
ORERTD	37	
ORERTE	38	
ORERTF	39	
ORERTG	3A	
ORERTH	3B	
ORERTI	3C	
ORERTJ	3D	
ORERTK	3E	
ORERTL	3F	

Table 683. Cross Reference for ORE (continued)

Name	Offset	Hex Tag
ORERTM	40	
ORERTN	41	
ORERTO	42	
ORERTP	43	
ORERT001	34	80
ORERT002	34	40
ORERT003	34	20
ORERT004	34	10
ORERT005	34	8
ORERT006	34	4
ORERT007	34	2
ORERT008	34	1
ORERT009	35	80
ORERT010	35	40
ORERT011	35	20
ORERT012	35	10
ORERT013	35	8
ORERT014	35	4
ORERT015	35	2
ORERT016	35	1
ORERT017	36	80
ORERT018	36	40
ORERT019	36	20
ORERT020	36	10
ORERT021	36	8
ORERT022	36	4
ORERT023	36	2
ORERT024	36	1
ORERT025	37	80
ORERT026	37	40
ORERT027	37	20
ORERT028	37	10
ORERT029	37	8
ORERT030	37	4
ORERT031	37	2
ORERT032	37	1
ORERT033	38	80
ORERT034	38	40
ORERT035	38	20

Table 683. Cross Reference for ORE (continued)

Name	Offset	Hex Tag
ORERT036	38	10
ORERT037	38	8
ORERT038	38	4
ORERT039	38	2
ORERT040	38	1
ORERT041	39	80
ORERT042	39	40
ORERT043	39	20
ORERT044	39	10
ORERT045	39	8
ORERT046	39	4
ORERT047	39	2
ORERT048	39	1
ORERT049	3A	80
ORERT050	3A	40
ORERT051	3A	20
ORERT052	3A	10
ORERT053	3A	8
ORERT054	3A	4
ORERT055	3A	2
ORERT056	3A	1
ORERT057	3B	80
ORERT058	3B	40
ORERT059	3B	20
ORERT060	3B	10
ORERT061	3B	8
ORERT062	3B	4
ORERT063	3B	2
ORERT064	3B	1
ORERT065	3C	80
ORERT066	3C	40
ORERT067	3C	20
ORERT068	3C	10
ORERT069	3C	8
ORERT070	3C	4
ORERT071	3C	2
ORERT072	3C	1
ORERT073	3D	80
ORERT074	3D	40

Table 683. Cross Reference for ORE (continued)

Name	Offset	Hex Tag
ORERT075	3D	20
ORERT076	3D	10
ORERT077	3D	8
ORERT078	3D	4
ORERT079	3D	2
ORERT080	3D	1
ORERT081	3E	80
ORERT082	3E	40
ORERT083	3E	20
ORERT084	3E	10
ORERT085	3E	8
ORERT086	3E	4
ORERT087	3E	2
ORERT088	3E	1
ORERT089	3F	80
ORERT090	3F	40
ORERT091	3F	20
ORERT092	3F	10
ORERT093	3F	8
ORERT094	3F	4
ORERT095	3F	2
ORERT096	3F	1
ORERT097	40	80
ORERT098	40	40
ORERT099	40	20
ORERT100	40	10
ORERT101	40	8
ORERT102	40	4
ORERT103	40	2
ORERT104	40	1
ORERT105	41	80
ORERT106	41	40
ORERT107	41	20
ORERT108	41	10
ORERT109	41	8
ORERT110	41	4
ORERT111	41	2
ORERT112	41	1
ORERT113	42	80

Table 683. Cross Reference for ORE (continued)

Name	Offset	Hex Tag
ORERT114	42	40
ORERT115	42	20
ORERT116	42	10
ORERT117	42	8
ORERT118	42	4
ORERT119	42	2
ORERT120	42	1
ORERT121	43	80
ORERT122	43	40
ORERT123	43	20
ORERT124	43	10
ORERT125	43	8
ORERT126	43	4
ORERT127	43	2
ORERT128	43	1
ORERWQE	28	
ORESAVD	7	4
ORESEQN	2D	
ORESP13	6D	1
ORESP22	6D	2
ORESP313	6D	3
ORESP410	6D	4
ORESUSP	6	10
ORESWAP	6	20
ORESYSID	2C	
ORETCB	8	
ORETCBA	8	
OREVRID	6D	A
OREVRSN	24	
OREWQE	C	
OREWTORP	7	1
OREWTORU	44	
OREXA	6	
OREXC	7	

## OUCB information

### OUCB programming interface information

The following fields are **NOT** programming interface information:

- OUCBACT
- OUCBACTP
- OUCBASCB
- OUCBPAGP
- OUCBSUBN
- OUCBWMG

## OUCB heading information

<b>Common name:</b>	RESOURCES MANAGER USER CONTROL BLOCK
<b>Macro ID:</b>	IRAOUCB
<b>DSECT name:</b>	OUCB
<b>Owning component:</b>	SYSTEMS RESOURCE MANAGER (SC1CX)
<b>Eye-catcher ID:</b>	OUCB Offset: 0 Length: 4
<b>Storage attributes:</b>	Main Storage: ESQA Subpool: 245 Key: 0 Residency: Above 16M line
<b>Size:</b>	2048 bytes
<b>Created by:</b>	IRAEVMEM, IRARMERR
<b>Pointed to by:</b>	ASCB OUCB field of the ASCB data area OUCBFWD field of the OUCB data area OUCBBCK field of the OUCB data area OUCBACT field of the OUCB data area RMQHFWD field of the RMQH data area RMQHBCK field of the RMQH data area RMCTAQHD, RMCTINQE, RMCTOTQE, RMCTWTQE, RMCTDFQF, RMCTDFQL, RMCTLSQE fields of the RMCT data area
<b>Serialization:</b>	SRM lock, Compare and Swap (CS) instruction
<b>Function:</b>	The OUCB describes the status of the associated memory (user) to the system resources manager. It contains resource usage information needed to decide when to swap-in the memory. The OUCB is positioned on transitional system resources manager chains to indicate actions to be taken for that memory.

## OUCB mapping

Table 684. Structure OUCB

Offset Dec	Offset Hex	Type	Len	Name (Dim)	Description
0	(0)	STRUCTURE	0	OUCB	
0	(0)	CHARACTER	256	OUCB1BLK(0)	- FIRST 256 BYTES OF OUCB
0	(0)	CHARACTER	128	OUCBCHE1(0)	- 1st cache line of OUCB
0	(0)	CHARACTER	4	OUCBNAME	- BLOCK IDENTIFICATION
4	(4)	ADDRESS	4	OUCBFWD	- SWAP CHAIN FORWARD POINTER

Table 684. Structure OUCB (continued)

Offset Dec	Offset Hex	Type	Len	Name(Dim)	Description
8	(8)	ADDRESS	4	OUCBCK	- SWAP CHAIN BCKWARD POINTER
12	(C)	SIGNED	4	OUCBTMA	- TIME OF LAST ANALYSYS
16	(10)	BITSTRING	1	OUCBQFL	- SWAPPABILITY TRANSITION FLAGS
		1... ..		OUCBG00	"BIT0" - Address space is being swapped out or logically swapped
		.1... ..		OUCBG0I	"BIT1" - TRANSITIONING INTO CORE
		..1. ....		OUCBG0B	"BIT2" - TRANSITIONING BETWEEN STATES
		...1 ....		OUCBQSFL	"BIT3" - QSCEFL RECURSION FLAG
		.... 1...		OUCBOFF	"BIT4" - REQUESTING ENTER WAIT STATE
		.... .1..		OUCBOUT	"BIT5" - REQUESTING ENTER OUT STATE
		.... ..1.		OUCBLSW	"BIT6" - LOGICALLY SWAPPED
		.... ...1		OUCBDLYB	"BIT7" - DELAYED BY RTO ON OUT QUEUE
17	(11)	BITSTRING	1	OUCBSFL	- SWAPOUT CONTINUATION FLAGS
		1... ..		OUCBNSW	"BIT0" - NON-SWAPPABLE STATUS
		.1... ..		OUCBCTI	"BIT1" - CTL INHIBITS QUIESCE
		..1. ....		OUCBBIB	"BIT2" - BRING IN FOR CANCEL
		...1 ....		OUCBINV	"BIT3" - =1 IF OUCB IS INVALID
		.... 1...		OUCBNSWI	"BIT4" - PREVENT SWAP IN
		.... .1..		OUCBPVL	"BIT5" - PRIVILEGED PROGRAM RUNNING
		.... ..1.		OUCBENQ	"BIT6" - ENQ RESIDENT STATUS
		.... ...1		OUCBSCN	"BIT7" - SWAP CHAIN TERMINATION MARK
18	(12)	BITSTRING	1	OUCBYFL	- USER TYPE FLAGS
		1... ..		OUCBPSTE	"BIT0" - POST ERROR
		.1... ..		OUCBSTT	"BIT1" - START CREATED USER
		..1. ....		OUCBLOG	"BIT2" - LOGON CREATED USER
		...1 ....		OUCBMNT	"BIT3" - MOUNT CREATED USER
		.... 1...		OUCBRSFL	"BIT4" - Restore Fail
		.... .1..		OUCBAXS	"BIT5" - AUX SHORTAGE FORCED SWAP
		.... ..1.		OUCBDTA	"BIT6" - DATA ACCUMULATION IMPACTED
		.... ...1		OUCBFXS	"BIT7" - FIXED STORAGE FORCED SWAP
19	(13)	BITSTRING	1	OUCBAFL	- ALGORITHM STATUS FLAGS
		1... ..		OUCBIRSW	"BIT0" - REALSWAP IN PENDING
		.1... ..		OUCBAPG	"BIT1" - APG ALGORITHM APPLICABLE
		..1. ....		OUCBREPT	"BIT2" - RPGNS ARE PRESENT
		...1 ....		OUCBENQI	"BIT3" - OUCBENQ WAS ON AT SOME POINT DURING THE POLICY ADJUSTMENT INTERVAL (goal mode ONLY)
		.... 1...		OUCBJSR	"BIT4" - JOBSELECT RECEIVED
		.... .1..		OUCBMXS	"BIT5" - Memory Pool shortage forced swap
		.... ..1.		OUCBNWT	"BIT6" - MSO DETECTED NONSWAPPABLE WAIT
		.... ...1		OUCBASW	"BIT7" - AUTHORIZED FOR DONTSWAP
20	(14)	BITSTRING	1	OUCBTFL	- TRANSACTION STATUS FLAGS
		1... ..		OUCBATR	"BIT0" - TRANSACTION IN EXISTENCE
		.1... ..		OUCBSTR	"BIT1" - TRANSACTION START PENDING
		..1. ....		OUCBNTR	"BIT2" - TRANSACTION STOP PENDING



Table 684. Structure OUCB (continued)

Offset Dec	Offset Hex	Type	Len	Name(Dim)	Description
21	(15)	BITSTRING	1	OUCBRTR	"BIT3" - TRANSACTION RESUME PENDING
				OUCBPCH	"BIT4" - PERF GRP PERIOD CHANGE PENDING
				OUCBMAR	"BIT5" - ACTIVITY RECORDING SUBTRACT FLG
				OUCBINP	"BIT6" - INITIATOR ATTACH PENDING
				OUCBINC	"BIT7" - INITIATOR ATTACH CURRENT
				OUCBEFL	- EVENT STATUS FALGS
				OUCBLWT	"BIT0" - LONG WAIT STATUS
EQU BIT1 - reserved - was terminal wait					
				OUCBQSFLP2	"BIT2" - QSCEFL Swap-Out Phase 2
EQU BIT3 - reserved - was composite input EQU BIT4 - reserved - was NQF EQU BIT5 - reserved - was QUEST					
22	(16)	BITSTRING	1	OUCBQSC	"BIT6" - QSCECMP EVENT PROCESSED
				OUCBMWT	"BIT7" - MS0 DETECTED WAIT STATUS
				OUCBASSTATUS	- Address Space Status
				OUCBASINIT	"BIT0" - Address space initialization done
				OUCBASTERM	"BIT1" - Address space termination started
				OUCBASSINIT	"BIT2" - Address space - Step initialization done
				OUCBASSTERM	"BIT3" - Address space - Step termination done
				OUCBASRSV4	"BIT4" - reserved
				OUCBASRSV5	"BIT5" - reserved
				OUCBASRSV6	"BIT6" - reserved
23	(17)	BITSTRING	1	OUCBUFL	- USER TYPE FLAGS
				OUCBJSFS	"BIT0" - JOB SELECT DELAYED
				OUCBJSAS	"BIT1" - JOB SELECT DELAYED
				OUCBNSWDP	"BIT2" - NSW Address Space currently non dispatchable
				OUCBTSWP	"BIT3" - TRANSWAP IN PROGRESS
				OUCBTSWC	"BIT4" - TRANSWAP COMPLETE
				OUCBSI	"BIT5" - STORAGE ISOL CONTROL ACTIVE
				OUCBENQR	"BIT6" - OucbEnq on during RA interval
				OUCBSIFX	"BIT7" - FIXED TARGET WORKING SET SIZE FOR GRS STORAGE ISOLATION
24	(18)	BITSTRING	1	OUCBLFL	- ALGORITHM STATUS FLAGS
				OUCBEAS	"BIT0" - Early address space that has not been through InitAtt yet
				OUCBQSRV	"BIT1" - Space was managed as a server when it was quiesced
				OUCBRQSC	"BIT2" - QUIESCED BY RESET COMMAND
				OUCBFWA	"BIT3" - FAST WORKLOAD ACCEPTANCE APPL

Table 684. Structure OUCB (continued)

Offset Dec	Offset Hex	Type	Len	Name(Dim)	Description
		.... 1...		OUCBTET	"BIT4" - TRANSWAP EXPIRATION TIMER
		.... .1..		OUCBREDP	"BIT5" - Reduced preemption required
		.... ..1.		OUCBPRF	"BIT6" - PREVIOUS RESOURCE FAILURE
		.... ...1		OUCBSTGI	"BIT7" - Address space has been recognized initializing storage
25	(19)	BITSTRING	1	OUCBRFL	- MORE USER FLAGS
		1... ....		OUCBCSFS	"BIT0" - SWAP IN FAIL DEFER BIT -USER ON WAIT QUEUE
		.1.. ....		OUCBCSFM	"BIT1" - SWAP IN MESSAGE REQUIRED
		..1. ....		OUCBEASI	"BIT2" - EARLY ADDRESS SPACE
		...1 ....		OUCBHIDP	"BIT3" - EARLY A.S. NEEDS HIGH PRTY
		.... 1...		OUCBBJOB	"BIT4" - Address space is running a batch job
		.... .1..		OUCBSTFX	"BIT5" - FIXED BELOW FRAMES ARE STELABLE INDICATOR
		.... ..1.		OUCBDFSW	"BIT6" - SWAP IN FAIL SPECIAL PROCESSING Real thresholds raised on behalf of the address space's primary working set.
		.... ...1		OUCBLLSW	"BIT7" - LAST SWAP WAS LOGICAL
26	(1A)	BITSTRING	1	OUCBNDP	- NEW ASCB DISPATCHING PRIORITY
27	(1B)	BITSTRING	1	OUCBTNDP	- NEW TS DISPATCHING PRIORITY
28	(1C)	BITSTRING	1	OUCBMFL	- MISCELLANEOUS FLAGS
		1... ....		OUCBSBT	"BIT0" - STOLE BELOW THRESHOLD
		.1.. ....		OUCBAFAP	"BIT1" - Auxiliary swap-in frame allocation is pending for primary working set (MCVCAPWS was raised)
		..1. ....		OUCBDFS2	"BIT2" - THRES RAISED BY SEC WORKING SET SIZE
		...1 ....		OUCBMGSW	"BIT3" - SELECTED FOR MIG SWAP (ESA Mode Only, do not use in z/OS)
		.... 1...		OUCBDISC	"BIT4" - Frames are included in the logical (ESA Mode Only, do not use in z/OS) swap discretionary count
		.... .1..		OUCBASAP	"BIT5" - SEC WORKING SET ALLOC PENDING
		.... ..1.		OUCBMPUR	"BIT6" - SELECTED FOR MIG PURGE (ESA Mode Only, do not use in z/OS)
		.... ...1		OUCBACNT	"BIT7" - ACCOUNT NUMBER SPECIFIED ON JOB
29	(1D)	SIGNED	1	OUCBIAC	- INITIATOR ATTACH COUNT
30	(1E)	SIGNED	1	OUCBRSV1	- reserved
31	(1F)	SIGNED	1	OUCBPGP	- CURRENT WPGP OFFSET IN WPGD goal mode: period number
32	(20)	SIGNED	4	OUCBWMG(0)	WPGD OFFSET IN WPGD TABLE
32	(20)	SIGNED	2	OUCBWSCI	goal mode: service class index
34	(22)	SIGNED	2	OUCBWRCI	goal mode: report class index
36	(24)	BITSTRING	1	OUCBMFL2	- More miscellaneous flags. These are serialized by the SRM lock.
		1... ....		OUCBVFMG	"BIT0" - MESSAGE ISSUED ON BEHALF OF A.S. SWAPPED OUT DUE TO VECTOR WAIT
		.1.. ....		OUCBMGIN	"BIT1" - SRM has requested that RSM inhibit migration of DREF pages (ESA Mode Only, do not use in z/OS)

Table 684. Structure OUCB (continued)

Offset Dec	Offset Hex	Type	Len	Name(Dim)	Description
		..1. ....		OUCBAFPD	"BIT2" - Auxiliary swap-in frame allocation is pending for swap-in of DREF pages (MCVCAPWS was raised)
		...1 ....		OUCBDFDR	"BIT3" Real thresholds were raised on behalf of the DREF pages in the address space.
		.... 1...		OUCBDFDE	"BIT4" Expanded storage thresholds were raised on behalf of the DREF pages in the address space. (ESA Mode Only, do not use in z/OS)
		.... .1..		OUCBMIGP	"BIT5" - MIGPURGE indicator ON- indicates this address space has been returned to RSM for this instance of MIGPURGE OFF- address space has not been returned to RSM added by @YA65372, moved by (ESA Mode Only, do not use in z/OS)
		.... ..1.		OUCBRPT1	"BIT6" The first time of entry into RPT - Raise Processor Threshold (ESA Mode Only, do not use in z/OS)
		.... ...1		OUCBERST	"BIT7" Eligible for restart flag
37	(25)	BITSTRING	1	OUCBMFL3	- More miscellaneous flags
		1... ....		OUCBAPPC	"BIT0" APPC transaction program
		.1.. ....		OUCBPMON	"BIT1" Indicate that this address space is being monitored
		..1. ....		OUCBVALV	"BIT2" Working set management recommendation value is valid
		...1 ....		OUCBOMVS	"BIT3" OpenMVS transaction program
		.... 1...		OUCBTBMN	"BIT4" address space is to be monitored when enough data has been gathered about it
		.... .1..		OUCBSTTA	"BIT5" When ON, OUCBWKTM for this address space has been added to the system transaction time in the workload activity reporting table for the pg period.
		.... ..1.		OUCBGWRK	"BIT6" Initiator started using GETWORK interface. Distinction is important for workload activity reporting.
		.... ...1		OUCBINIT	"BIT7" Started task is an initiator.
38	(26)	SIGNED	2	OUCBDMO	- OFFSET INTO DOMAIN TABLE, VALID ONLY IN compatibility mode
40	(28)	SIGNED	1	OUCBDMN	DOMAIN NUMBER
41	(29)	SIGNED	1	OUCBSRC	SWAP OUT REASON CODE
42	(2A)	SIGNED	2	OUCBSWC	- TRANSACTION SWAP COUNT
44	(2C)	ADDRESS	4	OUCBASCB	- ASCB ADDRESS
48	(30)	ADDRESS	4	OUCBPAGP	- Pointer to the APAG for this address space
52	(34)	SIGNED	4	OUCBTMW	- WLM INTERVAL START TIME
56	(38)	SIGNED	4	OUCBWMS	- INTERVAL SERVICE ACCUMULATOR
60	(3C)	SIGNED	4	OUCBCPU	- INTERVAL CPU SERVICE ACCUM
64	(40)	SIGNED	4	OUCBIOC	- Deprecated (Interval I/O service no longer accumulated)
68	(44)	SIGNED	4	OUCBMSO	- Deprecated (Interval MSO service no longer accumulated)
72	(48)	SIGNED	4	OUCBTMS	- TIME OF LAST SWAP ACTION
76	(4C)	SIGNED	4	OUCBTMO	- TRANSACTION START TIME

Table 684. Structure OUCB (continued)

Offset Dec	Offset Hex	Type	Len	Name(Dim)	Description
80	(50)	SIGNED	4	OUCBDRFR	Count of DREF pages in real storage. Updated from values returned from RSM IARXCNTF routine.
84	(54)	ADDRESS	4	OUCBACT	- ACTION QUEUE FORWARD POINTER
88	(58)	SIGNED	4	OUCBCSW(0)	- COMPARE AND SWAP FIELD NAME
88	(58)	BITSTRING	1	OUCBACN(2)	- DEFERRED ACTION FLAGS
90	(5A)	BITSTRING	1	OUCBCFL	- MULTIPROCESS CONDITION FLAGS
		1... ....		OUCBRDY	"BIT0" - USERRDY EVENT RECEIVED
		.1.. ....		OUCBRSM	"BIT1" - RSM SERVICE OUTSTANDING
		..1. ....		OUCBESSS	"BIT2" - SUSPENDED FOR SWAPOUT TO EXT (ESA Mode Only, do not use in z/OS)
		...1 ....		OUCBESSW	"BIT3" - HAS BEEN OR WILL BE SWAPPED TO EXTENDED (ESA Mode Only, do not use in z/OS)
		.... 1...		OUCBASSW	"BIT4" - Has been or will be swapped to Auxiliary
		.... .1..		OUCBCSMF	"BIT5" - On = SMF needs to be notified that the address space is swapped in
		.... ..1.		OUCBSHBN	"BIT6" Server history block needed
		.... ...1		OUCBHITR	"BIT7" HIT has run since UserRdy
91	(5B)	BITSTRING	1	OUCBCSBT	- Compare and swap bits
		1... ....		OUCBTRM	"BIT0" - TERMINAL WAIT STATUS
		.1.. ....		OUCBOWT	"BIT1" - OUTPUT TERMINAL WAIT
		..1. ....		OUCBCIM	"BIT2" - COMPOSITE INPUT MESSAGE
		...1 ....		OUCBPSTR	"BIT3" - IF POST ERROR, RECOVER
		.... 1...		OUCBSTA	"BIT4" Swap turn around
		.... .1..		OUCBQSS	"BIT5" - QSCEST EVENT PROCESSED
		.... ..1.		OUCBOIW	"BIT6" - If on, indicates that a detected wait should be treated as an OpenMVS input wait
		.... ...1		OUCBOOW	"BIT7" - If on, indicates that a OpenMVS output wait condition is present
92	(5C)	SIGNED	4	OUCBCMRV	- COMPOSITE RECOM VALUE
92	(5C)	X'5C'	0	OUCBWMR	"OUCBCMRV" WLM RECOMMENDATION VALUE
96	(60)	SIGNED	4	OUCBWMRL	Workload recommendation value saved at swap-out
100	(64)	SIGNED	2	OUCBVAL	- Working set management recommendation value
102	(66)	BITSTRING	1	OUCBPFL	- Processing flags
		1... ....		OUCBFTDN	"BIT0" - On = Trimming has been completed for this address space
		.1.. ....		OUCBPSD	"BIT1" - On = This address space is a direct physical swap
		..1. ....		OUCBDPSW	"BIT2" - On = Delayed Physical Swap
		...1 ....		OUCBSRP	"BIT3" - On = Steal recently referenced pages on the next steal attempt from the Address Space
		.... 1...		OUCBPTDN	"BIT4" - On = Preliminary trimming has been completed for this address spac

Table 684. Structure OUCB (continued)

Offset Dec	Offset Hex	Type	Len	Name(Dim)	Description
		.... .1..		OUCBFTDNNOSWAP	"BIT5" - On = Trimming has been completed for this address space no swapping will be done
103	(67)	SIGNED	1	OUCBACTL	Length of storage allocated to save accounting data. Note that this length can be larger than the account data actually saved.
104	(68)	SIGNED	4	OUCBIOCL(2)	- Deprecated (I/O service no longer accumulated)
104	(68)	X'68'	0	OUCBERS	"OUCBIOCL" - Deprecated
104	(68)	X'68'	0	OUCBERS1	"OUCBERS" - Deprecated
104	(68)	X'6C'	0	OUCBERS2	"OUCBERS+4" - Deprecated
112	(70)	BITSTRING	1	OUCBDSPC	- CURRENT DISPATCHING CONTROL
		1... ....		OUCBMTW	"BIT0" - CURRENT CONTROL IS MTW
		..1. ....		OUCBTS	"BIT2" - CURRENT CTL IS TIME SLICING
		...1 ....		OUCBTSC3	"BIT3" - WORKAREA FOR TS
		.... 1...		OUCBTSC4	"BIT4" - WORKAREA FOR TS
		.... .1..		OUCBTSC5	"BIT5" - WORKAREA FOR TS
		.... ..1.		OUCBTSC6	"BIT6" - WORKAREA FOR TS
		.... ...1		OUCBTSC7	"BIT7" - WORKAREA FOR TS
113	(71)	BITSTRING	1	OUCBDSPN	- NEW DISPATCHING CONTROL
		1... ....		OUCBNMTW	"BIT0" - NEW CONTROL IS MTW
		..1. ....		OUCBNTS	"BIT2" - NEW CONTROL IS TIME SLICING
		...1 ....		OUCBTSN3	"BIT3" - WORKAREA FOR TS
		.... 1...		OUCBTSN4	"BIT4" - WORKAREA FOR TS
		.... .1..		OUCBTSN5	"BIT5" - WORKAREA FOR TS
		.... ..1.		OUCBTSN6	"BIT6" - WORKAREA FOR TS
		.... ...1		OUCBTSN7	"BIT7" - WORKAREA FOR TS
114	(72)	SIGNED	2	OUCBNTSP	- NUM OF ADD'L TRANSWAPS PENDING
116	(74)	SIGNED	4	OUCBPSS(2)	- CPU PAGE SECONDS
116	(74)	X'74'	0	OUCBPS1	"OUCBPSS" - HIGH WORD PAGE SECONDS
116	(74)	X'78'	0	OUCBPS2	"OUCBPSS+4" - LOW WORD PAGE SECONDS
124	(7C)	SIGNED	4	OUCBPST	- TIME OF LAST WORKING SET CHANGE
128	(80)	CHARACTER	128	OUCBCHE2(0)	2nd cache line of OUCB
128	(80)	SIGNED	4	OUCBRCT	Interval RCT service accum
132	(84)	SIGNED	4	OUCBIIT	Interval I/O Interrupt service accumulator
136	(88)	SIGNED	2	OUCBND	- NUM OUTSTANDING DONTSWAPS
138	(8A)	BITSTRING	1	OUCBNTSG	- NEW TIME SLICE GROUP NUMBER
139	(8B)	SIGNED	1	OUCBRV2	- reserved
140	(8C)	SIGNED	4	OUCBTME	- LAST RESPONSE TIME
144	(90)	SIGNED	4	OUCBTML	- TIME OF LAST TERMWAIT
148	(94)	SIGNED	4	OUCBDWMS	- INTVL DMN SVCE ACCUM
152	(98)	SIGNED	4	OUCBSRB	- INTERVAL SRB SERVICE ACCUM
156	(9C)	SIGNED	4	OUCBTWSS	- TARGET WORKING SET SIZE
160	(A0)	SIGNED	4	OUCBTMP	- PERF GRP PERIOD START TIME
164	(A4)	SIGNED	4	OUCBDLYT	- RTO DELAY END TIME

Table 684. Structure OUCB (continued)

Offset Dec	Offset Hex	Type	Len	Name(Dim)	Description
168	(A8)	SIGNED	4	OUCBHST	Interval Hiperespace service accumulator
172	(AC)	SIGNED	4	OUCBCFS	Accumulated sample of RAXFMCT for determining avg central storage
176	(B0)	CHARACTER	4	OUCBSUBN	- Subsystem name used by SMF and for workload activity reporting
180	(B4)	SIGNED	2	OUCBRPG	- RESET PERFORMANCE GROUP NUMBER
182	(B6)	SIGNED	2	OUCBSPG	- SPECIFIED PERFORMANCE GROUP NUMBER
182	(B6)	X'B8'	0	OUCBFPGO	"*" FPG OUTPUT AREA
184	(B8)	SIGNED	2	OUCBNPG	- NEW PERFORMANCE GROUP NUMBER
186	(BA)	SIGNED	2	OUCBSRPG	- SUBSYSTEM RPGN
188	(BC)	SIGNED	2	OUCBNRPG	- TRXNAME RPGN
190	(BE)	SIGNED	2	OUCBURPG	- USERID RPGN
192	(C0)	SIGNED	2	OUCBCRPG	- TRXCLASS RPGN
194	(C2)	SIGNED	2	OUCBARPG	- ACCOUNT NUMBER RPGN
196	(C4)	SIGNED	4	OUCBDRFP	Count of DREF pages in processor storage. Updated from values returned from RSM IARXCNTF routine. (ESA Mode Only, do not use in z/OS)
200	(C8)	CHARACTER	8	OUCBTRXN	- TRANSACTION NAME
208	(D0)	CHARACTER	8	OUCBUSRD	- USERID
216	(D8)	CHARACTER	8	OUCBCLS	- TRANSACTION CLASS NAME
224	(E0)	SIGNED	4	OUCBTRS	accumulated transaction service
228	(E4)	SIGNED	4	OUCBTRR	transaction residency time accumulator
232	(E8)	SIGNED	4	OUCBACTP	pointer to accounting info (mapped by IRAACNT). OUCBACNT bit should be interrogated before referencing the accounting data.
236	(EC)	SIGNED	4	OUCBSWSS	- SEC WORKING SET SIZE
240	(F0)	SIGNED	4	OUCBPSUM	BASE VALUE FOR PAGEIN COUNT
244	(F4)	SIGNED	2	OUCBFIXB	CNT OF BELOW FRAMES NEEDED FOR FIXED/LSQA PAGES
246	(F6)	BITSTRING	1	OUCBAPLV	APPC optimization level
247	(F7)	BITSTRING	1	OUCBESAP	individual expanded storage access policy, goal mode only (ESA Mode Only, do not use in z/OS)
248	(F8)	SIGNED	4	OUCBRST(2)	- PAGE RESIDENCY TIME IN 1024 MICROSECOND UNITS
248	(F8)	X'F8'	0	OUCBRST1	"OUCBRST" - HIGH WORD PG RES SEC
248	(F8)	X'FC'	0	OUCBRST2	"OUCBRST+4" - LOW WORD PG RES SEC
256	(100)	SIGNED	4	OUCBX1(0)	
256	(100)	BITSTRING	128		OUCB line 3, mapped by IRAOUCBX
384	(180)	BITSTRING	128		OUCB line 4, mapped by IRAOUCBX
512	(200)	BITSTRING	128		OUCB line 5, mapped by IRAOUCBX
640	(280)	BITSTRING	128		OUCB line 6, mapped by IRAOUCBX
768	(300)	BITSTRING	128		OUCB line 7, mapped by IRAOUCBX
896	(380)	BITSTRING	128		OUCB line 8, mapped by IRAOUCBX
1024	(400)	BITSTRING	128		OUCB line 9, mapped by IRAOUCBX
1152	(480)	BITSTRING	128		OUCB line 10, mapped by IRAOUCBX
1280	(500)	BITSTRING	128		OUCB line 11, mapped by IRAOUCBX

Table 684. Structure OUCB (continued)

Offset Dec	Offset Hex	Type	Len	Name (Dim)	Description
1408	(580)	BITSTRING	128		OUCB line 12, mapped by IRAOUCBX
1536	(600)	BITSTRING	128		OUCB line 13, mapped by IRAOUCBX
1664	(680)	BITSTRING	128		OUCB line 14, mapped by IRAOUCBX
1792	(700)	BITSTRING	128		OUCB line 15, mapped by IRAOUCBX
1920	(780)	BITSTRING	128		OUCB line 16, mapped by IRAOUCBX
2048	(800)	BITSTRING	128		OUCB line 17, mapped by IRAOUCBX
2176	(880)	BITSTRING	128		OUCB line 18, mapped by IRAOUCBX
2304	(900)	BITSTRING	128		OUCB line 19, mapped by IRAOUCBX
2432	(980)	BITSTRING	128		OUCB line 20, mapped by IRAOUCBX
2560	(A00)	BITSTRING	128		OUCB line 21, mapped by IRAOUCBX
2688	(A80)	BITSTRING	128		OUCB line 22, mapped by IRAOUCBX
2816	(B00)	BITSTRING	128		OUCB line 23, mapped by IRAOUCBX
2944	(B80)	BITSTRING	128		OUCB line 24, mapped by IRAOUCBX
3072	(C00)	DBL WORD	8	OUCBEND(0)	- END OF OUCB
3072	(C00)	X'C00'	0	OUCBLEN	"OUCBEND-OUCB" - LENGTH OF OUCB
186	(BA)	SIGNED	2	OUCBRPGN	RPGN ARRAY

Table 685. Cross Reference for OUCB

Name	Offset	Hex	Tag
OUCB	0		
OUCBACN	58		0
OUCBACNT	1C		1
OUCBACT	54		
OUCBACTL	67		0
OUCBACTP	E8		0
OUCBAFAP	1C		40
OUCBAFL	13		0
OUCBAFPD	24		20
OUCBAPG	13		40
OUCBAPLV	F6		0
OUCBAPPC	25		80
OUCBARPG	C2		0
OUCBASAP	1C		4
OUCBASCB	2C		
OUCBASINIT	16		80
OUCBASRSV4	16		8
OUCBASRSV5	16		4
OUCBASRSV6	16		2
OUCBASRSV7	16		1
OUCBASSINIT	16		20
OUCBASSTATUS	16		0

Table 685. Cross Reference for OUCB (continued)

Name	Offset	Hex Tag
OUCBASSTERM	16	10
OUCBASSW	5A	8
OUCBASTERM	16	40
OUCBASW	13	1
OUCBATR	14	80
OUCBAXS	12	4
OUCBBCK	8	
OUCBBIB	11	20
OUCBBJOB	19	8
OUCBCFL	5A	0
OUCBCFS	AC	0
OUCBCHE1	0	
OUCBCHE2	80	
OUCBCIM	5B	20
OUCBCLS	D8	40404040
OUCBCMRV	5C	0
OUCBCPU	3C	0
OUCBCRPG	C0	0
OUCBCSBT	5B	0
OUCBCSFM	19	40
OUCBCSFS	19	80
OUCBCSMF	5A	4
OUCBCSW	58	
OUCBCTI	11	40
OUCBDFDE	24	8
OUCBDFDR	24	10
OUCBDFSW	19	2
OUCBDFS2	1C	20
OUCBDISC	1C	8
OUCBDLYB	10	1
OUCBDLYT	A4	0
OUCBDMN	28	0
OUCBDMO	26	0
OUCBDPSW	66	20
OUCBDRFP	C4	0
OUCBDRFR	50	0
OUCBDSPC	70	0
OUCBDSPN	71	0
OUCBDTA	12	2



Table 685. Cross Reference for OUCB (continued)

Name	Offset	Hex Tag
OUCBDWMS	94	0
OUCBEAS	18	80
OUCBEASI	19	20
OUCBEFL	15	0
OUCBEND	C00	
OUCBENQ	11	2
OUCBENQI	13	10
OUCBENQR	17	2
OUCBERS	68	68
OUCBERST	24	1
OUCBERS1	68	68
OUCBERS2	68	6C
OUCBESAP	F7	0
OUCBESSS	5A	20
OUCBESSW	5A	10
OUCBFIXB	F4	0
OUCBFPGO	B6	B8
OUCBFTDN	66	80
OUCBFTDNNOSWAP	66	4
OUCBFWA	18	10
OUCBFWD	4	
OUCBFXS	12	1
OUCBGOB	10	20
OUCBGOI	10	40
OUCBG00	10	80
OUCBGWRK	25	2
OUCBHIDP	19	10
OUCBHITR	5A	1
OUCBHST	A8	0
OUCBIAC	1D	0
OUCBIIT	84	0
OUCBINC	14	1
OUCBINIT	25	1
OUCBINP	14	2
OUCBINV	11	10
OUCBIOC	40	0
OUCBIOCL	68	0
OUCBIRSW	13	80
OUCBJSAS	17	40

Table 685. Cross Reference for OUCB (continued)

Name	Offset	Hex Tag
OUCBJSFS	17	80
OUCBJSR	13	8
OUCBLEN	C00	C00
OUCBLFL	18	0
OUCBLLSW	19	1
OUCBLOG	12	20
OUCBLSW	10	2
OUCBLWT	15	80
OUCBMAR	14	4
OUCBMFL	1C	0
OUCBMFL2	24	0
OUCBMFL3	25	0
OUCBMGIN	24	40
OUCBMGSW	1C	10
OUCBMIGP	24	4
OUCBMNT	12	10
OUCBMPUR	1C	2
OUCBMSO	44	0
OUCBMTW	70	80
OUCBMWT	15	1
OUCBMXS	13	4
OUCBNAME	0	D6E4C3C2
OUCBNDP	1A	FF
OUCBNDS	88	1
OUCBNMTW	71	80
OUCBNPG	B8	0
OUCBNRPG	BC	0
OUCBNSW	11	80
OUCBNSWDP	17	20
OUCBNSWI	11	8
OUCBNTR	14	20
OUCBNTS	71	20
OUCBNTSG	8A	FF
OUCBNTSP	72	0
OUCBNWT	13	2
OUCBOFF	10	8
OUCBOIW	5B	2
OUCBOMVS	25	10
OUCBOOW	5B	1

Table 685. Cross Reference for OUCB (continued)

Name	Offset	Hex Tag
OUCBOUT	10	4
OUCBOWT	5B	40
OUCBPAGP	30	
OUCBPCH	14	8
OUCBPFL	66	0
OUCBPGP	1F	C
OUCBPMON	25	40
OUCBPRF	18	2
OUCBPSD	66	40
OUCBPSS	74	0
OUCBPST	7C	0
OUCBPSTE	12	80
OUCBPSTR	5B	10
OUCBPSUM	F0	0
OUCBPS1	74	74
OUCBPS2	74	78
OUCBPTDN	66	8
OUCBPVL	11	4
OUCBQFL	10	20
OUCBQSC	15	2
OUCBQSFL	10	10
OUCBQSFLP2	15	20
OUCBQSRV	18	40
OUCBQSS	5B	4
OUCBRCT	80	0
OUCBRDY	5A	80
OUCBREDP	18	4
OUCBREPT	13	20
OUCBRFL	19	0
OUCBRPG	B4	0
OUCBRPGN	BA	
OUCBRPT1	24	2
OUCBRQSC	18	20
OUCBRSFL	12	8
OUCBRSM	5A	40
OUCBRST	F8	0
OUCBRST1	F8	F8
OUCBRST2	F8	FC
OUCBRSV1	1E	0

Table 685. Cross Reference for OUCB (continued)

Name	Offset	Hex Tag
OUCBRSV2	8B	0
OUCBRTR	14	10
OUCBSBT	1C	80
OUCBSCN	11	1
OUCBSFL	11	94
OUCBSHBN	5A	2
OUCBSI	17	4
OUCBSIFX	17	1
OUCBSPG	B6	0
OUCBSRB	98	0
OUCBSRC	29	0
OUCBSRP	66	10
OUCBSRPG	BA	0
OUCBSTA	5B	8
OUCBSTFX	19	4
OUCBSTGI	18	1
OUCBSTR	14	40
OUCBSTT	12	40
OUCBSTTA	25	4
OUCBSUBN	B0	40404040
OUCBSWC	2A	0
OUCBSWSS	EC	0
OUCBTBMN	25	8
OUCBTET	18	8
OUCBTFL	14	0
OUCBTMA	C	0
OUCBTME	8C	0
OUCBTML	90	0
OUCBTMO	4C	0
OUCBTMP	A0	0
OUCBTMS	48	0
OUCBTMW	34	0
OUCBTNDP	1B	FF
OUCBTRM	5B	80
OUCBTRR	E4	0
OUCBTRS	E0	0
OUCBTRXN	C8	40404040
OUCBTS	70	20
OUCBTSC3	70	10

Table 685. Cross Reference for OUCB (continued)

Name	Offset	Hex Tag
OUCBTSC4	70	8
OUCBTSC5	70	4
OUCBTSC6	70	2
OUCBTSC7	70	1
OUCBTSN3	71	10
OUCBTSN4	71	8
OUCBTSN5	71	4
OUCBTSN6	71	2
OUCBTSN7	71	1
OUCBTSWC	17	8
OUCBTSWP	17	10
OUCBTWSS	9C	0
OUCBUFL	17	0
OUCBURPG	BE	0
OUCBUSRD	D0	40404040
OUCBVAL	64	0
OUCBVALV	25	20
OUCBVFMG	24	80
OUCBWMG	20	
OUCBWMR	5C	5C
OUCBWMRL	60	0
OUCBWMS	38	0
OUCBWRCI	22	0
OUCBWSCI	20	0
OUCBX1	100	
OUCBYFL	12	0
OUCB1BLK	0	

## OUSB information

### OUSB heading information

<b>Common name:</b>	RESOURCES MANAGER USER SWAPPABLE BLOCK
<b>Macro ID:</b>	IHAOUSB
<b>DSECT name:</b>	OUSB
<b>Owning component:</b>	System Resources Manager (SC1CX)
<b>Eye-catcher ID:</b>	OUSB Offset: 0 Length: 4

**Storage attributes:** Main Storage: YES  
Virtual Storage: Address space  
Auxiliary Storage: NO  
Subpool: 255  
Key: 0  
Data Space: No  
Residency: Above 16M line

**Size:** 376 @L4TBS9C

**Created by:** IEAVEMIN

**Pointed to by:** ASXBOUSB field of the ASXB data area

**Serialization:** SRM lock

**Function:** THE OUSB IS USED BY THE SYSTEM RESOURCES MANAGER TO SAVE INFORMATION FROM THE OUXB, SO THAT THE OUXB MAY BE FREED WHEN THE DESCRIBED ADDRESS SPACE IS SWAPPED OUT. THE OUSB RESIDES IN LSQA, AND IS SWAPPED OUT ALONG WITH THE ADDRESS SPACE. THE OUSB ALSO SERVES TO ACCUMULATE USER PAGING STATISTICS FOR THE SYSTEM RESOURCES MANAGER.

## OUSB mapping

Table 686. Structure OUSB

Offset Dec	Offset Hex	Type	Len	Name (Dim)	Description
0	(0)	STRUCTURE	376	OUSB	
0	(0)	CHARACTER	4	OUSBNAME	BLOCK IDENTIFICATION - 'OUSB'
4	(4)	CHARACTER	56	OUSBPAGE	OUSB PAGING INFO
4	(4)	SIGNED	4	OUSBPIN	SESSION PAGE-IN ACCUMULATOR
8	(8)	SIGNED	4	OUSBPOUT	SESSION PAGE-OUT ACCUMULATOR
12	(C)	SIGNED	4	OUSBCRMS	CACHE READ MISS ACCUMULATOR
16	(10)	SIGNED	4	OUSBVAMI	SESS VAM PAGE-IN ACCUMULATOR
20	(14)	SIGNED	4	OUSBVAMO	SESS VAM PAGE-OUT ACCUMULATOR
24	(18)	SIGNED	4	OUSBVAMR	SESS VAM RECLAIM ACCUMULATOR
28	(1C)	CHARACTER	12	OUSBSWAP	SWAPPING INFO FOR SMF
28	(1C)	SIGNED	4	OUSBSPIN	SWAPPING PAGE-IN ACCUMULATOR
32	(20)	SIGNED	4	OUSBSPOT	SWAPPING PAGE-OUT ACCUMULATOR
36	(24)	SIGNED	4	OUSBWCT	SESSION SWAP CNT ACCUMULATOR
40	(28)	SIGNED	4	OUSBCAPI	COMMON PAGE-IN ACCUM
44	(2C)	SIGNED	4	OUSBHSPI	HIPERSPACE PAGE-IN COUNT
48	(30)	SIGNED	4	OUSBSTCT	PAGES STOLEN ACCUM
52	(34)	SIGNED	4	OUSBPAI	LPA PAGE IN
56	(38)	SIGNED	4	OUSBHSP0	HIPERSPACE PAGE-OUT COUNT
60	(3C)	CHARACTER	146	OUSBSAVE	OUSBFLDS SAVEAREA
206	(CE)	SIGNED	2	OUSB80	RESERVED
208	(D0)	CHARACTER	48	OUSBPAG2	more paging info for reporting purposes
208	(D0)	SIGNED	4	OUSBPIN	interval block page-in accumulator
212	(D4)	SIGNED	4	OUSBPNE	interval block page-in from ES accumulator (ESA Mode Only, do not use in z/OS)

Table 686. Structure OUSB (continued)

Offset Dec	Offset Hex	Type	Len	Name (Dim)	Description
216	(D8)	SIGNED	4	OUSBPINE	interval page-in from ES accumulator (ESA Mode Only, do not use in z/OS)
220	(DC)	SIGNED	4	OUSBBPOT	interval block page-out accumulator
224	(E0)	SIGNED	4	OUSBBPTE	interval block page-out to ES accumulator (ESA Mode Only, do not use in z/OS)
228	(E4)	SIGNED	4	OUSBPOTE	interval page-out to ES accumulator (ESA Mode Only, do not use in z/OS)
232	(E8)	SIGNED	4	OUSBBKIA	interval blocks in aux accumulator
236	(EC)	SIGNED	4	OUSBBKIE	interval blocks in ES accumulator (ESA Mode Only, do not use in z/OS)
240	(F0)	SIGNED	4	OUSBBKOA	interval blocks out aux accumulator
244	(F4)	SIGNED	4	OUSBBKOE	interval blocks out ES accumulator (ESA Mode Only, do not use in z/OS)
248	(F8)	SIGNED	4	OUSBSPPi	interval shared page-ins from aux accumulator
252	(FC)	SIGNED	4	OUSBSPEI	interval shared page-ins from ES accumulator (ESA Mode Only, do not use in z/OS)
256	(100)	CHARACTER	48	OUSBSAV2	more fields need to be saved across swaps
256	(100)	BITSTRING	8	OUSBRCT	Base RCT time
264	(108)	BITSTRING	8	OUSBPRSS	Base preemptable/client SRB time for WM1 service calculation
272	(110)	UNSIGNED	4	OUSBWAIT	Accumulated I/O wait time for the address space from CMB. Includes pending time and control unit queue time. In 128 microsecond units
276	(114)	UNSIGNED	4	OUSBCON	Accumulated I/O connect time for the address space from CMB. In 128 microsecond units
280	(118)	UNSIGNED	4	OUSBIOSC	Count of samples included in OUSBWAIT, OUSBCON, OUSBDISC
284	(11C)	UNSIGNED	4	OUSBDISC	Accumulated I/O disconnect time for the address space from CMB. In 128 microsecond units.
288	(120)	UNSIGNED	4	OUSBFCON	Accumulated I/O FICON connect time for the address space from CMB. In 128 microsecond units
292	(124)	UNSIGNED	4	OUSBFDIS	Accumulated I/O FICON disconnect time for the address space from the CMB. In 128 microsecond units
296	(128)	UNSIGNED	4	OUSBFMNO	FICON magic number - for every I/O interrupt from a device attached to a FICON native CHPID, IOS will add one millisecond to this field.
300	(12C)	UNSIGNED	4	OUSBFWAIT	Accumulated I/O FICON wait time for the address space from CMB. Includes pending time and control unit queue time. In 128 microsecond units
304	(130)	CHARACTER	8	OUSBPAG3	LARGE PAGE INFO REPORTED BY SMF
304	(130)	SIGNED	4	OUSBLPIN	INTERVAL LARGE PAGE-IN ACCUMULATOR
308	(134)	SIGNED	4	OUSBLPOUT	INTERVAL LARGE PAGE-OUT ACCUMULATOR
312	(138)	UNSIGNED	4	OUSBTHRO	Induced throttle time
316	(13C)	UNSIGNED	4	OUSBCNTD	Contention Delta time
320	(140)	CHARACTER	56	OUSBRSDA	Reserved for anybody
376	(178)	CHARACTER	0	OUSBEND	END OF OUSB End of this block

Table 687. Cross Reference for OUSB

Name	Offset	Hex Tag
OUSB	0	
OUSBKIA	E8	
OUSBKIE	EC	
OUSBKOA	F0	
OUSBKOE	F4	
OUSBPIN	D0	
OUSBPNE	D4	
OUSBPOT	DC	
OUSBPTE	E0	
OUSBCAPI	28	
OUSBCNTD	13C	
OUSBCON	114	
OUSBCRMS	C	
OSBDISC	11C	
OUSBEND	178	
OSBFCON	120	
OSBFDIS	124	
OSBFMNO	128	
OSBFWAIT	12C	
OSBHSPi	2C	
OSBHSP0	38	
OSBIOSC	118	
OSBLPAI	34	
OSBLPIN	130	
OSBLPOUT	134	
OSBNAME	0	
OSBPAGE	4	
OSBPAG2	D0	
OSBPAG3	130	
OSBPIN	4	
OSBPINE	D8	
OSBPOTE	E4	
OSBP0UT	8	
OSBPRSS	108	
OSBRCT	100	
OSBRSVDA	140	
OSBR80	CE	
OSBSAVE	3C	
OSBSAV2	100	



Table 687. Cross Reference for OUSB (continued)

Name	Offset	Hex Tag
OUSBSP EI	FC	
OUSBSP IN	1C	
OUSBSP OT	20	
OUSBSP PI	F8	
OUSBST CT	30	
OUSB SWAP	1C	
OUSB SWCT	24	
OUSBTH RO	138	
OUSBVAMI	10	
OUSBVAMO	14	
OUSBVAMR	18	
OUSBWAIT	110	

## OUSB information

### OUSB programming interface information

OUSB is a programming interface.

### OUSB heading information

**Common name:** RESOURCES MANAGER USER EXTENSION BLOCK

**Macro ID:** IHAOUSB

**DSECT name:** OUSB

**Owning component:** System Resources Manager (SC1CX)

**Eye-catcher ID:** OUSB  
Offset: 0  
Length: 4

**Storage attributes:** Main Storage: YES  
Virtual Storage: Common  
Auxiliary Storage: No  
Subpool: 245  
Key: 0  
Data Space: no  
Residency: Above 16M line

**Size:** 640 bytes @LSMF30B

**Created by:** IRAEVMCR @WLMP128  
\*MASTER\* OUSB is located in IRARMCNS @WLMP128

**Pointed to by:** ASCBOUSB field of the ASCB data area

**Serialization:** SRM lock

**Function:**

THE OUXB CONTAINS SUCH SYSTEM RESOURCES MANAGER DATA ABOUT AN ADDRESS SPACE AS IS NOT REQUIRED BY THE SYSTEM RESOURCES MANAGER WHILE THAT ADDRESS SPACE IS SWAPPED OUT. THE STORAGE FOR THE OUXB IS FREED DURING THE SWAPPED-OUT PERIOD. THE OUXB RESIDES IN SQA, SO IT MAY BE REFERENCED WITHOUT HAVING ADDRESSABILITY TO THE DESCRIBED ADDRESS SPACE.

**OUXB mapping**

Table 688. Structure OUXB

Offset Dec	Offset Hex	Type	Len	Name (Dim)	Description
0	(0)	STRUCTURE	0	OUXB	
0	(0)	CHARACTER	256	OUXB1BLK(0)	- FIRST 256 BYTES OF OUXB
0	(0)	CHARACTER	4	OUXBNAME	- BLOCK IDENTIFICATION
4	(4)	SIGNED	4	OUXBPSET	- MS6 BASE PREEMPTABLE/CLIENT SRB EXECUTION TIME
8	(8)	SIGNED	4	OUXBMET	- MS0 BASE CPU MEASUREMENT
12	(C)	SIGNED	4	OUXBRSV0	- reserved
12	(C)	X'10'	0	OUXBPAGE	"*" PAGING INFO REPORTED BY SMF
16	(10)	SIGNED	4	OUXBPIN	- INTERVAL PAGE-IN ACCUMULATOR
20	(14)	SIGNED	4	OUXBPOUT	- INTERVAL PAGE-OUT ACCUMULATOR
24	(18)	SIGNED	4	OUXBCRMS	- CACHE READ MISS ACCUMULATOR
28	(1C)	SIGNED	4	OUXBVAMI	- INTERVAL VAM PAGE-IN ACCUMULATR
32	(20)	SIGNED	4	OUXBVAMO	- INTERVAL VAM PAGE-OUT ACCUMULAT
36	(24)	SIGNED	4	OUXBVAMR	- INTERVAL VAM RECLAIM ACCUMULATR
36	(24)	X'28'	0	OUXBSWAP	"*" SWAP INFORMATION
40	(28)	SIGNED	4	OUXBSPIN	SWAP PAGE IN COUNT
44	(2C)	SIGNED	4	OUXBSPOT	SWAP PAGE OUT COUNT
48	(30)	SIGNED	4	OUXBSWCT	SWAP COUNT
52	(34)	SIGNED	4	OUXBCAPI	- INTERVAL COMMON AREA PAGINS
56	(38)	SIGNED	4	OUXBHSPi	- HIPERSPACE PAGE-IN COUNT
60	(3C)	SIGNED	4	OUXBSTCT	- PAGES STOLEN ACCUMULATOR
64	(40)	SIGNED	4	OUXBLPAI	- LPA PAGE IN
68	(44)	SIGNED	4	OUXBHSP0	- HIPERSPACE PAGE-OUT COUNT
72	(48)	SIGNED	2	OUXBCPDL	- Delayed sample count - count for reduced preemption of the number of times this address space was delayed during a cycle (20) of samples
74	(4A)	SIGNED	2	OUXBSTC	- INTERVAL STEAL CALL COUNT (ESA Mode Only, do not use in z/OS)
76	(4C)	SIGNED	4	OUXBEJST	- BASE EXEC TIME FOR 101%
80	(50)	ADDRESS	4	OUXBTsw	- TRANSWAP ECB ADDRESS
80	(50)	X'54'	0	OUXBFLDS	"*" OUXB information saved in OUSB at QSCEMP (Queisce Complete)
84	(54)	SIGNED	4	OUXBRSV2	- reserved
84	(54)	X'58'	0	OUXBACNT	"*" ACCOUNTING INFORMATION
88	(58)	SIGNED	4	OUXBTRC	- SESSION TRANSACTION COUNT
92	(5C)	SIGNED	4	OUXBJBS	- SESSION SERVICE ACCUMULATOR
96	(60)	SIGNED	4	OUXBJBT	- SESSION TIME ACCUMULATOR
100	(64)	SIGNED	4	OUXBRSVD	- reserved

Table 688. Structure OUXB (continued)

Offset Dec	Offset Hex	Type	Len	Name (Dim)	Description
104	(68)	SIGNED	4	OUXBTRT	- TRANSACTION TIME ACCUMULATOR
108	(6C)	SIGNED	4	OUXBJBR	- SESSION RESIDENCY ACCUMULATOR
112	(70)	SIGNED	4	OUXBRSVE	- reserved
116	(74)	SIGNED	4	OUXBJCPU	- SESSION CPU SERVICE ACCUM
120	(78)	SIGNED	4	OUXBTCPU	- TRANSACTION CPU SERVICE ACCUM
124	(7C)	SIGNED	4	OUXBIIOC	- SESSION I/O SERVICE ACCUM
128	(80)	SIGNED	4	OUXBTIOC	- TRANSACTION I/O SERVICE ACCUM
132	(84)	SIGNED	4	OUXBJMSO	- SESSION STORAGE SERVICE ACCUM
136	(88)	SIGNED	4	OUXBMSO	- TRANSACTION STORAGE SERVICE ACC
140	(8C)	SIGNED	4	OUXBJSRB	- SESSION SRB SERVICE ACCUM
144	(90)	SIGNED	4	OUXBTSRB	- TRANSACTION SRB SERVICE ACCUM
148	(94)	SIGNED	4	OUXBCSET	- Base preemptable and client SRB time, utilized in AP1.
152	(98)	SIGNED	4	OUXBIO SM	- SMF BASE EXCP COUNT
156	(9C)	SIGNED	4	OUXBDCTI	- DEVIVE CONN TIME BASE
160	(A0)	DBL WORD	8	OUXBCPS	- WLM CPU MEASRMT - 64BIT NMB
168	(A8)	DBL WORD	8	OUXBMSS	- WLM MSO BASE SERVICE VALUE
176	(B0)	DBL WORD	8	OUXBSBS	WLM SRB BASE SERVICE VALUE
184	(B8)	SIGNED	4	OUXBCUQT	Accumulated I/O control unit queue time for the address space from CMB. In 128 microsecond units.
188	(BC)	SIGNED	4	OUXBSTD	- AUX BASE START TIME
192	(C0)	SIGNED	4	OUXBPRS	- PERF GRP PERIOD STARTING SERVIC
196	(C4)	SIGNED	2	OUXBWCT	- APG BASE SHORT WAIT COUNT
198	(C6)	SIGNED	1	OUXBRSV1	- RESERVED
199	(C7)	BITSTRING	1	OUXBFLGS	- FLAG BYTE
		1... ....		OUXBWMO	"BIT0" - TSO COMMAND ENDED
		.1.. ....		OUXBCLST	"BIT1" - TSO CLIST MODE
		..1. ....		OUXBPRM2	"BIT2" - Address Space formerly had full preemption
		...1 ....		OUXBISWI	"BIT3" - Ignore paging data because address space was just swapped in
		.... 1...		OUXBGFR	"BIT4" - Getmaind by IRARMERR
200	(C8)	SIGNED	4	OUXBVSC	- AUX BASE VAM SLOT COUNT
204	(CC)	SIGNED	4	OUXBNVC	- AUX BASE NONVAM SLOT COUNT
208	(D0)	SIGNED	2	OUXBFXC	- BASE USER FIXED FRAME COUNT
210	(D2)	SIGNED	2	OUXBUIC	- HIGHEST UNREF FRAME COUNT
212	(D4)	SIGNED	4	OUXBSIBP	- BASE PAGE IN COUNT
216	(D8)	SIGNED	4	OUXBSIBR	- BASE RESIDENT TIME
220	(DC)	SIGNED	4	OUXBSIBE	- BASE EXECUTION TIME
224	(E0)	SIGNED	2	OUXBSIPR	- RECENT PAGE IN RATE
226	(E2)	ADDRESS	2	(2)	- RESERVED
230	(E6)	SIGNED	2	OUXBBSWC	- Base short wait count
232	(E8)	DBL WORD	8	OUXBAET	- APG BASE CPU MEASUREMENT
240	(F0)	SIGNED	4	OUXBUICT	- TIME UIC UPDT LAST DONE (ESA Mode Only, do not use in z/OS)
244	(F4)	SIGNED	4	OUXBTSIO	- TRANSACTION RESIDENT INTERVAL I/O SERVICE

Table 688. Structure OUXB (continued)

Offset Dec	Offset Hex	Type	Len	Name(Dim)	Description
248	(F8)	SIGNED	2	OUXBCPWS	- Swapped in sample count - count for reduced preemption of the number of samples during a sample cycle (20) that this address space was swapped in
250	(FA)	SIGNED	2	OUXBDSCN	- Dispatchable count: the number of times that this address space has been found in subroutine CPUTLCK to be dispatchable yet no CPU time has accumulated for it.
252	(FC)	SIGNED	4	OUXBEJT2	- LOWER HALF OF ASCBEJST AT SWAP IN
256	(100)	CHARACTER	256	OUXB2BLK(0)	- SECOND PART OF OUXB
256	(100)	DBL WORD	8	OUXBEWST	- ASCBEWST AT SWAP IN
264	(108)	SIGNED	4	OUXBFMCT	- Effective Frame Count
268	(10C)	SIGNED	4	OUXBTRIM	- Count of frames above 512 or the Target Working Set
272	(110)	CHARACTER	48	OUXBPAG2(0)	More paging info for reporting purposes
272	(110)	SIGNED	4	OUXBBPIN	- Interval block page-in accumulator
276	(114)	SIGNED	4	OUXBBPNE	- Interval block page-in from ES accumulator (ESA Mode Only, do not use in z/OS)
280	(118)	SIGNED	4	OUXBPINE	- Interval page-in from ES accumulator (ESA Mode Only, do not use in z/OS)
284	(11C)	SIGNED	4	OUXBBPOT	- Interval block page-out accumulator
288	(120)	SIGNED	4	OUXBBPTE	- Interval block page-out to ES accumulator (ESA Mode Only, do not use in z/OS)
292	(124)	SIGNED	4	OUXBPOTE	- Interval page-out to ES accumulator (ESA Mode Only, do not use in z/OS)
296	(128)	SIGNED	4	OUXBBKIA	- Interval blocks in aux accumulator
300	(12C)	SIGNED	4	OUXBBKIE	- Interval blocks in ES accumulator (ESA Mode Only, do not use in z/OS)
304	(130)	SIGNED	4	OUXBBKOA	- Interval blocks out aux accumulator
308	(134)	SIGNED	4	OUXBBKOE	- Interval blocks out ES accumulator (ESA Mode Only, do not use in z/OS)
312	(138)	SIGNED	4	OUXBSPII	- Interval shared page-ins from aux
316	(13C)	SIGNED	4	OUXBSPEI	- Interval shared page-ins from ES (ESA Mode Only, do not use in z/OS)
320	(140)	DBL WORD	8	OUXBIIT	- Base I/O Interrupt time
328	(148)	DBL WORD	8	OUXBHST	- Base Hiperspace time
336	(150)	SIGNED	4	OUXBTRA	- TCB ready accumulator
340	(154)	SIGNED	4	OUXBMTA	- Multi-tasking accumulator
344	(158)	SIGNED	4	OUXBPST0	- Processor storage base (RAXFMCT + RAXESCT)
348	(15C)	SIGNED	4	OUXBAPIN	- Auxiliary page-in base (OUXBPIN + OUXBBPIN)
352	(160)	CHARACTER	48	OUXBSAV2(0)	More fields need to be saved across swaps
352	(160)	DBL WORD	8	OUXBRCT	- Base RCT time
360	(168)	DBL WORD	8	OUXBPRSS	- Base preemptable and client SRB time for service calculation

Table 688. Structure OUXB (continued)

Offset Dec	Offset Hex	Type	Len	Name (Dim)	Description
368	(170)	SIGNED	4	OUXBWAIT	Accumulated I/O wait time for the address space from CMB. Includes pending time and control unit queue time. In 128 microsecond units
372	(174)	SIGNED	4	OUXBCON	Accumulated I/O connect time for the address space from CMB. In 128 microsecond units
376	(178)	SIGNED	4	OUXBIOSC	Count of samples included in OUXBWAIT, OUXBCON, OUXBDISC
380	(17C)	SIGNED	4	OUXBDISC	Accumulated I/O disconnect time for address space from CMB. In 128 microsecond units
384	(180)	SIGNED	4	OUXBFCON	Accumulated I/O FICON connect time for the address space from CMB. In 128 microsecond units
388	(184)	SIGNED	4	OUXBFDIS	Accumulated I/O FICON disconnect time for address space from CMB. In 128 microsecond units
392	(188)	SIGNED	4	OUXBFMNO	FICON magic number - for every I/O interrupt from a device attached to a FICON native CHPID, IOS will add one millisecond to this field
396	(18C)	SIGNED	4	OUXBFWAIT	Accumulated I/O FICON wait time for for address space from CMB. Includes pending time and control unit queue time. In 128 microsecond units
400	(190)	SIGNED	4	OUXBSPVB	Base for RaxSpVlc (shared page validation count) used by aux shortage processing
404	(194)	ADDRESS	4	OUXBIRSP	- REALSWAP ECB address or, if high order bit is on, address of an ECB list. This is the pending ECB / list T-P1
408	(198)	ADDRESS	4	OUXBIRS	- REALSWAP ECB address or, if high order bit is on, address of an ECB list. This is the processing ECB / list R-P2
412	(19C)	SIGNED	4	OUXBTLSR	SRM Timestamp when normal TCB/SRB Last Received Service.
416	(1A0)	SIGNED	4	OUXBTLRT	SRM Timestamp when normal Address Space Last Received Trickles.
420	(1A4)	SIGNED	4	OUXBTLR#	Number of WEBs that received a Trickle.
424	(1A8)	DBL WORD	8	OUXBIOCA	I/O count accumulator
432	(1B0)	DBL WORD	8	OUXBIOCB	Base for calculating I/O count deltas
440	(1B8)	DBL WORD	8	OUXBTMSL	tran.storage serv. acc. lon
448	(1C0)	DBL WORD	8	OUXBJMSL	session storage serv.acc.lon
456	(1C8)	DBL WORD	8	OUXBJSBL	session servic accum. long
464	(1D0)	DBL WORD	8	OUXBRSV3	reserved
472	(1D8)	DBL WORD	8	OUXBPRSL	pg period starting serv. lon
480	(1E0)	DBL WORD	8	OUXBJCPL	session cpu service acc. lon
488	(1E8)	DBL WORD	8	OUXBTCPL	trans. cpu serv. accum. lon
496	(1F0)	DBL WORD	8	OUXBJSRL	session srb service acc. lon
504	(1F8)	DBL WORD	8	OUXBT SRL	transaction srb serv.acc.lon
512	(200)	CHARACTER	128	OUXB3BLK(0)	- third part of OUXB
512	(200)	DBL WORD	8	OUXBJIOL	session i/o service acc. lon
520	(208)	DBL WORD	8	OUXBTIOL	transaction i/o serv.acc.lon

Table 688. Structure OUXB (continued)

Offset Dec	Offset Hex	Type	Len	Name (Dim)	Description
520	(208)	X'210'	0	OUXBPAG3	"*" LARGE PAGE INFO REPORTED BY SMF
528	(210)	SIGNED	4	OUXBLPIN	- INTERVAL LARGE PAGE-IN ACCUMULATOR
532	(214)	SIGNED	4	OUXBLPOUT	- INTERVAL LARGE PAGE-OUT ACCUMULATOR
536	(218)	SIGNED	4	OUXBTHRO	Accumulated I/O induced throttle time for the address space from CMB. In 128 microsecond units.
540	(21C)	SIGNED	4	OUXBCNTD	Accumulated I/O contention time for the address space from CMB. In 128 microsecond units.
544	(220)	SIGNED	4	OUXBRESV(24)	reserved
640	(280)	DBL WORD	8	OUXBEND(0)	- END OF OUXB
640	(280)	X'280'	0	OUXBLEN	"OUXBEND-OUXB" - LENGTH OF OUXB

Table 689. Cross Reference for OUXB

Name	Offset	Hex Tag
OUXB	0	
OUXBACNT	54	58
OUXBAET	E8	0
OUXBAPIN	15C	0
OUXBBKIA	128	0
OUXBBKIE	12C	0
OUXBBKOA	130	0
OUXBBKOE	134	0
OUXBBPIN	110	0
OUXBBPNE	114	0
OUXBBPOT	11C	0
OUXBBPTE	120	0
OUXBBSWC	E6	0
OUXBCAPI	34	0
OUXBCLST	C7	40
OUXBCNTD	21C	0
OUXBCON	174	0
OUXBCPDL	48	0
OUXBPCS	A0	0
OUXBCPWS	F8	0
OUXBCRMS	18	0
OUXBCSET	94	0
OUXBCUQT	B8	0
OUXBDCTI	9C	0
OUXBDISC	17C	0
OUXBDSCN	FA	0
OUXBEJST	4C	0

Table 689. Cross Reference for OUXB (continued)

Name	Offset	Hex Tag
OUXBEJT2	FC	0
OUXBEND	280	
OUXBEWST	100	0
OUXBFCON	180	0
OUXBFDIS	184	0
OUXBFIXC	D0	0
OUXBFLDS	50	54
OUXBFLGS	C7	0
OUXBFMCT	108	0
OUXBFMNO	188	0
OUXBFWAIT	18C	0
OUXBGFRR	C7	8
OUXBHSPI	38	0
OUXBHSPO	44	0
OUXBHST	148	0
OUXBIIT	140	0
OUXBIOCA	1A8	0
OUXBIOCB	1B0	0
OUXBIOSC	178	0
OUXBIOSM	98	0
OUXBIRS	198	
OUXBIRSP	194	
OUXBISWI	C7	10
OUXBJBR	6C	0
OUXBJBS	5C	0
OUXBJBSL	1C8	
OUXBJBT	60	0
OUXBJCPL	1E0	
OUXBJCPU	74	0
OUXBJIOC	7C	0
OUXBJIOL	200	0
OUXBJMSL	1C0	0
OUXBJMSO	84	0
OUXBJSRB	8C	0
OUXBJSRL	1F0	0
OUXBLEN	280	280
OUXBLPAI	40	0
OUXBLPIN	210	0
OUXBLPOUT	214	0

Table 689. Cross Reference for OUXB (continued)

Name	Offset	Hex Tag
OUXBMET	8	0
OUXBMSS	A8	0
OUXBMTA	154	0
OUXBNAME	0	D6E4E7C2
OUXBNVC	CC	0
OUXBPAGE	C	10
OUXBPAG2	110	
OUXBPAG3	208	210
OUXBPIN	10	0
OUXBPINE	118	0
OUXBPOTE	124	0
OUXBPOUT	14	0
OUXBPRM2	C7	20
OUXBPRS	C0	0
OUXBPRSL	1D8	
OUXBPRSS	168	0
OUXBPSET	4	0
OUXBPST0	158	0
OUXBRCT	160	0
OUXBRESV	220	
OUXBRSVD	64	0
OUXBRSVE	70	0
OUXBRSV0	C	0
OUXBRSV1	C6	0
OUXBRSV2	54	0
OUXBRSV3	1D0	
OUXBSAV2	160	
OUXBSBS	B0	0
OUXBSIBE	DC	0
OUXBSIBP	D4	0
OUXBSIBR	D8	0
OUXBSIPR	E0	0
OUXBSPEI	13C	0
OUXBSPIN	28	0
OUXBSPOT	2C	0
OUXBSPPI	138	0
OUXBSPVB	190	0
OUXBSTC	4A	0
OUXBSTCT	3C	0



Table 689. Cross Reference for OUXB (continued)

Name	Offset	Hex Tag
OUXBSTD	BC	0
OUXBSWAP	24	28
OUXBSWCT	30	0
OUXBTCPL	1E8	
OUXBTCPU	78	0
OUXBTHRO	218	0
OUXBTIOC	80	0
OUXBTIOL	208	0
OUXBTLR#	1A4	0
OUXBTLRS	19C	0
OUXBTLRT	1A0	0
OUXBTMSL	1B8	
OUXBTMSO	88	0
OUXBTRA	150	0
OUXBTRC	58	0
OUXBTRIM	10C	0
OUXBTRT	68	0
OUXBTSIO	F4	0
OUXBTSRB	90	0
OUXBTSRL	1F8	0
OUXBTSW	50	
OUXBUIC	D2	0
OUXBUICT	F0	0
OUXBVAMI	1C	0
OUXBVAMO	20	0
OUXBVAMR	24	0
OUXBVSC	C8	0
OUXBWAIT	170	0
OUXBWCT	C4	0
OUXBWMO	C7	80
OUXB1BLK	0	
OUXB2BLK	100	
OUXB3BLK	200	

## PARM4CB information

### PARM4CB heading information

**Common name:** Input for IEFAB4CB

**Macro ID:** IEFZB4CB

**DSECT name:** None

**Owning component:** Allocation (SC1B4)

**Eye-catcher ID:** None

**Storage attributes:** Key: 1  
Residency: Any

**Size:** 12 bytes \* number of devices to be processed

**Created by:** Issuers of IEFPEND (Currently only Consoles)

**Pointed to by:** DEVLIST parameter of IEFPEND

**Serialization:** None

**Function:** Maps the device list which is used by the IEFPEND macro, Consoles and IEFAB4CB.  
For Online requests originating from Consoles, the larger CB\_devices\_Online structure is used for enhanced communication between Allocation and Consoles.

## PARM4CB mapping

Table 690. Structure CB\_DEVICES

Offset Dec	Offset Hex	Type	Len	Name (Dim)	Description
0	(0)	STRUCTURE	12	CB_DEVICES(*)	List of pending devices
0	(0)	CHARACTER	12	CB_DEVICES_PENDING	Offline/Unload section
0	(0)	CHARACTER	4	CB_DEVNUM	Device number in EBCDIC
4	(4)	ADDRESS	4	CB_DVUCBPTR	Corresponding UCB pointer
8	(8)	CHARACTER	1	CB_DEVFLAGS	Flags
	1... ....			CB_ACTION_COMPLETE	Requested function completed successfully
	.1.. ....			CB_ACTION_PENDING	Requested function still pending due to the device state
	..1. ....			CB_JES3_VARY_NEEDED	Device must be varied online to JES3.
	...1 ....			CB_DEVICE_INVALID	No UCB could be found for the input device number
	.... 1111			*	Reserved
9	(9)	CHARACTER	3	*	Reserved

Table 691. Cross Reference for PARM4CB

Name	Offset	Hex Tag
CB_ACTION_COMPLETE	8	80
CB_ACTION_PENDING	8	40
CB_DEVFLAGS	8	
CB_DEVICE_INVALID	8	10
CB_DEVICES	0	
CB_DEVICES_PENDING	0	
CB_DEVNUM	0	
CB_DVUCBPTR	4	

Table 691. Cross Reference for PARM4CB (continued)

Name	Offset	Hex Tag
CB_JES3_VARY_NEEDED	8	20

## PART information

### PART heading information

<b>Common name:</b>	Paging Activity Reference Table
<b>Macro ID:</b>	ILRPART
<b>DSECT name:</b>	PART
<b>Owning component:</b>	Auxiliary Storage Manager (SC1CW)
<b>Eye-catcher ID:</b>	PART Offset: 0 Length: 4
<b>Storage attributes:</b>	Virtual Storage: YES Subpool: 245 Key: 0 Data Space: NO Residency: Above 16 Megabytes virtual
<b>Size:</b>	Header is 80 bytes. Each entry (PARTE) is 96 bytes. There can be up to 256 PARTEs.
<b>Created by:</b>	ILRASRM1
<b>Pointed to by:</b>	ASMPART field of the ASMTV data area. IORPARTE field of the IORB points to a PART entry (PARTE) PAREPARE field of the PARTE points to the next PARTE in use PATPART field of the PAT points to the PARTE associated with that PAT.
<b>Serialization:</b>	ASMGL lock
<b>Function:</b>	PART is the map relating the collection of logical slots of auxiliary storage to identifiable page data sets.

### PART mapping

Table 692. Structure PART

Offset Dec	Offset Hex	Type	Len	Name (Dim)	Description
0	(0)	STRUCTURE	24656	PART	Paging Activity Reference Table
0	(0)	CHARACTER	80	PARTHDR	PART header. Contains general information about the page data sets.
0	(0)	CHARACTER	4	PARTIDEN	'PART' identifier.
4	(4)	SIGNED	4	PARTSIZE	Total number of entries in the PART, used or unused.
8	(8)	SIGNED	2	PARTEUSE	Total number of PART entries currently in use.
10	(A)	SIGNED	2	PARTLAST	Index number of the last PARTE which is in use (zero-based).

Table 692. Structure PART (continued)

Offset Dec	Offset Hex	Type	Len	Name (Dim)	Description
12	(C)	ADDRESS	4	PARTCIR0	Circular queue header for PAV data sets.
16	(10)	ADDRESS	4	PARTSCME	Pointer to SCM PARTE
20	(14)	ADDRESS	4	PARTCIR2	Circular queue header for movable-head data sets.
24	(18)	ADDRESS	4	PARTDSNL	Address of the page data set section of the ASM data set name list, in ECSA. This address replaces the TPARTBLE pointer when the DSNLIST is built by ILRTMI00.
24	(18)	ADDRESS	4	PARTTPAR	Address of TPARTBLE for use by ILRTMI00.
28	(1C)	ADDRESS	4	PARTPCTQ	Address of first in chain of one or more PCTs that have been built for the device types containing open page data sets.
32	(20)	SIGNED	2	PARTLCNT	Count of active local page data sets
34	(22)	BITSTRING	1	PARTFLG1	PART flags
		1... ....		PARTNVIO	VIO-accepting data set flag. 1 = no VIO-accepting data sets are in use, 0 = at least one VIO-accepting data set is in use.
		.111 1111		*	Reserved
35	(23)	CHARACTER	1	*	Reserved
36	(24)	CHARACTER	8	PARTNPCW	Queue of AIAs to be redriven because there were no PCCWs available.
36	(24)	ADDRESS	4	PARTNPCF	First AIA on no-PCCW queue
40	(28)	ADDRESS	4	PARTNPCL	Last AIA on no-PCCW queue
44	(2C)	UNSIGNED	4	PARTTIME	Sum of total service times for all local page data sets
48	(30)	ADDRESS	4	PARTPLPA	Address of the PARTE for the PLPA data set
52	(34)	ADDRESS	4	PARTLOCA	Address of the PARTE for the first local page data set
56	(38)	ADDRESS	4	PARTLSTA	Address of the PARTE for the last in-use local page data set.
60	(3C)	UNSIGNED	4	PARTLORQ	Lowest single request service time (PARERQTM) amongst all local paging data sets.
64	(40)	CHARACTER	15	PARTRSV2	Reserved
79	(4F)	BITSTRING	1	PARTLVL	PART level ID
80	(50)	CHARACTER	96	PARTENTS(0:255)	The PART entries. One PARTE represents one page data set. A PARTE is built for each page data set opened at IPL time and for each potential data set that can be added later up to a maximum of 256 total entries.

Table 693. Structure PARTENT

Offset Dec	Offset Hex	Type	Len	Name (Dim)	Description
0	(0)	STRUCTURE	96	PARTENT	PART Entry
0	(0)	ADDRESS	4	PAREPARE	Pointer to next PARTE in use.
4	(4)	UNSIGNED	1	PAREBRST	Burst size for this data set
5	(5)	UNSIGNED	1	PAREIORN	Number of IORBs built for this data set

Table 693. Structure PARTENT (continued)

Offset Dec	Offset Hex	Type	Len	Name(Dim)	Description
6	(6)	CHARACTER	2	PARERSV4	Reserved
8	(8)	CHARACTER	1	PARETYPE	Page data set type flags
		1... ..		PAREPLPA	PLPA data set flag.
		.1.. ..		PARECOMM	Common data set flag.
		..1. ....		PARESCM	SCM PARTE
		...1 ....		PARELOCL	Local data set flag.
		.... 1...		*	Reserved
		.... .1..		*	Reserved
		.... ..1.		PAREPD	PAGEDEL-in-process flag. 1 = PAGEDEL is in process for this data set, 0 = PAGEDEL not active.
		.... ...1		PAREDRN	Draining flag. 1 = data set is draining, 0 = data set not draining.
9	(9)	CHARACTER	1	PAREFLG1	PARTE flags
		1... ..		PARENUSE	PARTE not in use flag. 1 = PARTE not in use, 0 = PARTE in use.
		.1.. ..		PAREDSBD	Data set bad flag. 1 = ASM has marked this page data set bad. It is no longer being used for write requests, and is effectively read-only, 0 = data set in normal read/write use.
		..1. ....		*	Reserved.
		...1 ....		PARENVIO	NONVIO flag. 1 = data set is a NONVIO data set, 0 = data set is not NONVIO.
		.... 1...		PAREPAVOK	PAV capable device. 1 = data set is on a device defined to be PAV capable. 0 = data set is normal.
		.... .1..		PAREPAVACTIVE	PAV support is active 1 = Device is a HyperPAV or an alias is defined for this data set (Traditional PAV). 0 = data set is normal.
		.... ..1.		PARECACHEOK	1 = data set is on a device for which we should not bypass caching, 0 = caching should be bypassed
		.... ...1		PARECKD	ECKD architecture flag. 1 = data set is on an ECKD device, 0 = data set is not on an ECKD device.
10	(A)	SIGNED	2	PARENN	PART number for this PARTE.
12	(C)	ADDRESS	4	PAREDEIB	Pointer to the DEIB for this data set
16	(10)	SIGNED	4	PARESZSL	Total defined size of the data set, in slots.
20	(14)	SIGNED	4	PARESLTA	Number of currently available slots on the data set.
24	(18)	SIGNED	4	PARERRCT	Number of permanent I/O errors suffered by this page data set.
28	(1C)	ADDRESS	4	PAREIORB	Pointer to first IORB for this page data set.
Multiply defined area. - For paging data set PARTES: PAT ptr and PCT ptr - For SCM PARTE: Non-block write AIA defer queue					
32	(20)	CHARACTER	8	*	
32	(20)	CHARACTER	8	*	Paging data set PARTES
32	(20)	ADDRESS	4	PAREPATP	Pointer to PAT for this page data set.

Table 693. Structure PARTENT (continued)

Offset Dec	Offset Hex	Type	Len	Name(Dim)	Description
36	(24)	ADDRESS	4	PARPCTP	Pointer to PCT for the type of device on which this data set resides.
32	(20)	CHARACTER	8	*	SCM PARTE
32	(20)	ADDRESS	4	PARSCMAIAQF	Ptr to 1st AIA on SCM defer queue.
36	(24)	ADDRESS	4	PARSCMAIAQL	Ptr to last AIA on SCM defer queue.
40	(28)	ADDRESS	4	PARREDBP	Pointer to EDB for page data set.
44	(2C)	ADDRESS	4	PARREUCBP	Pointer to UCB for page data set.
48	(30)	ADDRESS	4	*	Reserved
52	(34)	UNSIGNED	4	PARETIME	Total service time for this data set (used for locals only)
56	(38)	UNSIGNED	4	PARERQTM	Latest calculation of single-request service time for this data set (used for locals only)
60	(3C)	CHARACTER	2	PARERSV3	Reserved
62	(3E)	SIGNED	2	PAREREQS	Number of outstanding I/O requests on the data set (used for all page data sets)
64	(40)	BITSTRING	1	PARREFLG2	Flag byte
	1... ....			PARPAVQ	PAV queue flag. 1 = data set is on the PAV circular queue, 0 = data set not on the PAV queue.
	.1.. ....			*	Reserved
	..1. ....			PARMOVQ	Moveable-head queue flag. 1 = data set is on the moveable-head circular queue, 0 = data set is not on the moveable-head queue.
	...1 ....			PARPKER	Pack error flag. 1 = data set bad due to pack error, 0 = data set not bad due to pack error.
	.... 1...			PARFRSRB	ILRFRSRB scheduled flag. 1 = ILRFRSRB scheduled, 0 = ILRFRSRB not scheduled
	.... .1..			PARSLT0	Slot 0 error flag. 1 = slot 0 is bad due to an I/O error, 0 = slot 0 is usable.
	.... ..1.			PARCATE	Catalog access error flag. 1 = catalog access failed due to an uncorrectable error. 0 = catalog is usable.
	.... ...1			*	Reserved
65	(41)	UNSIGNED	3	PARLSLT	Write cursor. Contains the slot number of the last slot written-to on the data set
Multiply defined area. - For paging data set PARTES: CTB address, migration count, data set definition time. - For SCM PARTE: Input defer queue, block output defer queue					
68	(44)	CHARACTER	16	*	
68	(44)	CHARACTER	16	*	Paging data set PARTES
68	(44)	ADDRESS	4	PAROCTB	Address of old CTB, if any.
72	(48)	SIGNED	4	PARMIGA	Migrated slot count
76	(4C)	BITSTRING	8	PARDTIM	Data set definition timestamp
68	(44)	CHARACTER	16	*	SCM PARTE
68	(44)	ADDRESS	4	PARSCMAIAINPUTQF	1st AIA on input defer queue
72	(48)	ADDRESS	4	PARSCMAIAINPUTQL	Last AIA on input defer queue

Table 693. Structure PARTENT (continued)

Offset Dec	Offset Hex	Type	Len	Name (Dim)	Description
76	(4C)	ADDRESS	4	PARESCMAIBLOCKOUTQF	1st AIA on block output defer queue
80	(50)	ADDRESS	4	PARESCMAIBLOCKOUTQL	Last AIA on block output defer queue 4@L6D
84	(54)	CHARACTER	12	PARERSV1	Reserved

Table 694. Constants for PART

Len	Type	Value	Name	Description
1	DECIMAL	0	PARTPLPN	PART number of PLPA data set
1	DECIMAL	1	PARTCOMN	PART number of common data set
1	DECIMAL	2	PARTRSVD	Reserved constant. Was the PART number of the DUPLEX data set.
1	DECIMAL	3	PARTLOCN	PART number of first local data set
1	HEX	02	PARTLEVL	PART level ID

Table 695. Cross Reference for PART

Name	Offset	Hex	Tag
PAREBRST	4		
PARECACHEOK	9		02
PARECATE	40		02
PARECKD	9		01
PARECOMM	8		40
PAREDEIB	C		
PAREDRN	8		01
PAREDSBD	9		40
PAREDTIM	4C		
PAREEDBP	28		
PAREFLG1	9		
PAREFLG2	40		
PAREFRSB	40		08
PAREIORB	1C		
PAREIORN	5		
PARELOCL	8		10
PARELSLT	41		
PAREMIGA	48		
PAREMOVQ	40		20
PARENN	A		
PARENUSE	9		80
PARENVIO	9		10
PAREOCTB	44		
PAREPARE	0		
PAREPATP	20		
PAREPAVACTIVE	9		04

Table 695. Cross Reference for PART (continued)

Name	Offset	Hex Tag
PAREPAVOK	9	08
PAREPAVQ	40	80
PAREPCTP	24	
PAREPD	8	02
PAREPKER	40	10
PAREPLPA	8	80
PAREREQS	3E	
PARERQTM	38	
PARERRCT	18	
PARERSV1	54	
PARERSV3	3C	
PARERSV4	6	
PARESCM	8	20
PARESCMAIABLOCKOUTQF	4C	
PARESCMAIABLOCKOUTQL	50	
PARESCMAIAINPUTQF	44	
PARESCMAIAINPUTQL	48	
PARESCMAIAQF	20	
PARESCMAIAQL	24	
PARESLTA	14	
PARESLT0	40	04
PARESZSL	10	
PARETIME	34	
PARETYPE	8	
PAREUCBP	2C	
PART	0	
PARTCIR0	C	
PARTCIR2	14	
PARTDSNL	18	
PARTENT	0	
PARTENTS	50	
PARTEUSE	8	
PARTFLG1	22	
PARTHDR	0	
PARTIDEN	0	
PARTLAST	A	
PARTLCNT	20	
PARTLOCA	34	
PARTLORQ	3C	



Table 695. Cross Reference for PART (continued)

Name	Offset	Hex Tag
PARTLSTA	38	
PARTLVL	4F	
PARTNPCF	24	
PARTNPCL	28	
PARTNPCW	24	
PARTNVIO	22	80
PARTPCTQ	1C	
PARTPLPA	30	
PARTRSV2	40	
PARTSCME	10	
PARTSIZE	4	
PARTTIME	2C	
PARTTPAR	18	

## PAT information

### PAT heading information

<b>Common name:</b>	Page Allocation Table
<b>Macro ID:</b>	ILRPAT
<b>DSECT name:</b>	PAT
<b>Owning component:</b>	Auxiliary Storage Manager (SC1CW)
<b>Eye-catcher ID:</b>	PAT Offset: 0 Length: 4
<b>Storage attributes:</b>	Virtual Storage: YES Subpool: 245 Key: 0 Data Space: NO Residency: Above 16 Megabytes virtual
<b>Size:</b>	24 bytes + 1 bit per slot in the paging space
<b>Created by:</b>	ILRASRIM, ILRPGEXP
<b>Pointed to by:</b>	PAREPATP field of the PARTE data area
<b>Serialization:</b>	The PATMAPs are serialized by the ASMGL lock.
<b>Function:</b>	The PAT is an exact representation of allocated slots within a paging space.

## PAT mapping

Table 696. Structure PAT

Offset Dec	Offset Hex	Type	Len	Name(Dim)	Description
0	(0)	STRUCTURE	*	PAT	Page Allocation Table
0	(0)	CHARACTER	24	PATHDR	PAT header
0	(0)	CHARACTER	4	PATIDENT	'PAT ' identifier
4	(4)	ADDRESS	4	PATPART	Pointer to the PART entry
8	(8)	UNSIGNED	2	PATCYLNO	Number of cylinder maps in this PAT
10	(A)	SIGNED	2	PATCYLSZ	Number of slots per cylinder
12	(C)	SIGNED	2	PATCYLMW	Number of words required to map one cylinder
14	(E)	CHARACTER	2	PATRSV1	Reserved
16	(10)	CHARACTER	4	PATCCHHB	CCHH of the beginning of the data set
20	(14)	CHARACTER	4	PATCCHHE	CCHH of the end of the data set
24	(18)	CHARACTER	*	PATMAP	Slot allocation bit map.
24	(18)	CHARACTER	4	PATCYLS(*)	Cylinder map words

Table 697. Cross Reference for PAT

Name	Offset	Hex	Tag
PAT	0		
PATCCHHB	10		
PATCCHHE	14		
PATCYLMW	C		
PATCYLNO	8		
PATCYLS	18		
PATCYLSZ	A		
PATHDR	0		
PATIDENT	0		
PATMAP	18		
PATPART	4		
PATRSV1	E		

## PCB information

### PCB heading information

<b>Common name:</b>	PAGE CONTROL BLOCK
<b>Macro ID:</b>	IARPCB
<b>DSECT name:</b>	PCB
<b>Owning component:</b>	Real Storage Manager (SC1CR)
<b>Eye-catcher ID:</b>	None

**Storage attributes:** Virtual Storage: Yes  
Subpool: 245  
Key: 0  
Residency: Anywhere

**Size:** 144 Bytes

**Created by:** IARUGRPB

**Pointed to by:** PCBFQPTR field of the PCB Data Area  
PCBBQPTR field of the PCB Data Area  
RABLDPQF field of the RAB Data Area  
RABLDPQL field of the RAB Data Area  
RABNPQF field of the RAB Data Area  
RABNPQL field of the RAB Data Area  
RABCPQF field of the RAB Data Area  
RABCPQL field of the RAB Data Area

**Serialization:** Varies

**Function:** Represents a paging operation to RSM

## PCB mapping

Table 698. Structure PCB

Offset Dec	Offset Hex	Type	Len	Name(Dim)	Description
0	(0)	STRUCTURE	152	PCB	
0	(0)	ADDRESS	4	PCBFQPTR	FORWARD PCB QUEUE POINTER
4	(4)	ADDRESS	4	PCBBQPTR	BACKWARD PCB QUEUE POINTER
8	(8)	BITSTRING	1	PCBSTATE	STATE OF THE RPB
		1... ....		PCBONFRQ	PCB IS ON THE FREE RPB QUE
		.1.. ....		PCBPDINT	PCB IS INTERCEPTED FOR RPB POOL DELETION
		..11 1111		*	RESERVED FOR RPB STATES
9	(9)	UNSIGNED	1	PCBTYPE	RPB CONTROL BLOCK TYPE. FOR A PCB THIS FIELD IS KPCBRPB
10	(A)	CHARACTER	1	PCBQID	QUEUE ID FOR CURRENT QUEUE--- PLEASE REFER TO THE RESTRICTION IN THE PROLOG ABOVE WHEN DEFINING ADDITIONAL QIDs (THIS MUST BE UNIQUE TO FCBs) 00=>UNQUEUED-PCB 10=>LOCAL- DEFERRED-PCB-QUEUE 11=>DEFERRED- PCB-QUEUE 12=>NOTIFICATION-PCB- QUEUE 13=>ADDRESS-SPACE-CREATE-QUEUE 14=>COMMIT-PCB-QUEUE 15=>Satisfied defer queue FD=>FLAWED-PCB
11	(B)	BITSTRING	1	PCBFLGS1	FLAG BYTE 1
		1... ....		PCBFCBA	PCB IS ASSOCIATED WITH AN FCB
		.1.. ....		PCBFAIL	REQUEST HAS FAILED
		..1. ....		PCBIOERR	FAILURE DUE TO AN I/O ERROR
		...1 ....		PCBXMERR	FAILURE DUE TO XMEM ACCESS ERR
		.... 1...		PCBASBO	ASSOCIATE FAILURE
		.... .1..		PCBSPAGE	PCB IS FOR A SHARED PAGE
		.... ..1.		PCBMEGAP	PCB IS FOR A megarooed page
		.... ...1		PCBDFRIO	PCB is for Defer I/O
12	(C)	BITSTRING	1	PCBFLGS2	FLAG BYTE 2

Table 698. Structure PCB (continued)

Offset Dec	Offset Hex	Type	Len	Name(Dim)	Description
		1... ....		PCBFIXHI	THE FIX COUNT IN THE PGT FOR THIS PAGE HAS BEEN ADJUSTED ONE HIGHER THAN NORMAL SPECIFICALLY FOR THE REQUEST REPRESENTED BY THIS PCB
		.1.. ....		PCBOUT	PCB IS FOR OUTPUT I/O
		..1. ....		PCBNOITV	WHEN PCB IS ON THE DPQ, THERE IS NO INTENT TO VALIDATE THE PAGE
		...1 ....		PCBINCWS	To be deleted
		...1 ....		PCBSHARED64	I/O is for a share64 group or view. Note that when this bit is on PCBSPAGE is also on
		.... 1..		PCBFIX	PCB IS FOR AN ACTIVE ADDRESS SPACE PAGE FIX OR FOR AN ACTIVE DATA SPACE PAGE IOON REQUEST
		.... .1..		PCBBELOW	NEED REAL STORAGE BELOW 16M
		.... ..1.		PCBPREF	NEED PREFERRED AREA REAL STG
		.... ...1		PCBBAVQL	GENERAL DEFER SHOULD BYPASS THIS PCB DURING AVQLOW
13	(D)	BITSTRING	1	PCBFLGS3	FLAG BYTE 3
		1... ....		PCBVDISC	PCB DISCONNECTED FROM VIRTUAL
		.1.. ....		PCBRDISC	PCB DISCONNECTED FROM REAL
		..1. ....		PCBFRAUX	FREE AUX STG WHEN I/O COMPLETES
		...1 ....		PCBFREAL	FREE FRAME WHEN I/O COMPLETES
		.... 1..		*	
		.... 1..		PCBXPTNA	XPTLPID FIELD SHOULD NOT BE ACCESSED WHEN I/O COMPLETES - Used when in 390 Mode
		.... 1..		PCBPTEXNA	PTEXLPIDP FIELD SHOULD NOT BE ACCESSED WHEN I/O COMPLETES - Used when in ESAME Mode
		.... .1..		PCBNOTRS	I/O COMPLETION SHOULD NOT TRAS
		.... ..1.		PCBNODFR	TO BE DELETED
		.... ...1		PCBTOP	WHEN PCBFREAL=1, THE PFTE ASSOCIATED WITH THIS PCB SHOULD BE SENT TO THE TOP OF THE AFQ AFTER ZEROING OUT THE PFTASID
14	(E)	BITSTRING	1	PCBFLGS4	FLAG BYTE 4
		1... ....		PCBCHGON	THE CHANGE BIT FOR THIS PAGE SHOULD BE SET ON WHEN THE PAGE IS VALIDATED. (INPUT ONLY)
		.1.. ....		PCBVDIA	THIS PCB HAS A VDI
		..1. ....		PCBCOM	PCB IS FOR A COMMIT
		...1 ....		PCBDIS	PCB IS FOR A DISASSOCIATE
		.... 1..		PCBPRM	PCB IS FOR PRIMING FUNC.
		.... .1..		PCBNOHLK	HOME ADDRESS SPACE SERIALIZATION IS NOT NEEDED ON I/O COMP.
		.... ..1.		PCBINNV	DO NOT VALIDATE PAGE WHEN INPUT I/O COMPLETES.
		.... ...1		PCBNOVAL	DO NOT VALIDATE PAGE IF THERE IS AN OUTPUT I/O ERROR.
15	(F)	BITSTRING	1	PCBFLGS5	FLAG BYTE 5
		1... ....		PCBADISC	PCB disconnected from aux
		.1.. ....		PCBHVSPAGE	PCB IS FOR A HIGH VIRTUAL SHARED PAGE
		..1. ....		PCBINCR	PCB is a VDI and has incremented

Table 698. Structure PCB (continued)

Offset Dec	Offset Hex	Type	Len	Name (Dim)	Description
		...1 ....		PCBHVCOMMON	PCB IS FOR A HIGH VIRTUAL Common PAGE
		.... 1...		PCBUPDATETOTPOTOTPI	Indicates that paging counts must be updated
		.... .1..		PCBLARGEPAGE	PCB is for a Large Page Deferral Request.
		.... ..1.		PCBMEMPOOLDEFER	PCB deferral can be deferred for MEMPOOL reasons. If set, PCBPRAB must be set.
		.... ...1		PCBMEMPOOLGDDEFERRED	On, The last time that IAXGD processed this PCB it continued to defer for MEMPOOL Off, IAXGD either didn't see the PCB yet or determined it did not need to be deferred for mempool any more.
16	(10)	CHARACTER	1	PCBFID	EXTERNAL FUNCTION ID
17	(11)	BITSTRING	1	PCBFLGSA	FUNCTION FLAG BYTE A - MEANINGS DEPEND ON FUNCTION - SEE BELOW
18	(12)	UNSIGNED	2	PCBEPID	ENTRY POINT ID OF ENTRY POINT INITIALIZING THIS PCB
20	(14)	ADDRESS	4	PCBRPCBQ	ADDRESS OF RELATED PCB OR ZERO
24	(18)	ADDRESS	4	PCBPRAB	ADDR OF PAGE RAB
28	(1C)	ADDRESS	4	PCBHRAB	ADDR OF HOME RAB REQUESTING I/O
32	(20)	UNSIGNED	4	PCBTCB	ADDR OF TCB REQUESTING I/O
32	(20)	UNSIGNED	4	PCBSSRB	ADDR OF SSRB REQUESTING I/O
32	(20)	ADDRESS	4	PCBVVSA	INITIAL VSA IF A VDCA PCB
36	(24)	ADDRESS	4	PCBRB	ADDR OF RB REQUESTING I/O OR 0
36	(24)	ADDRESS	4	PCBFCB	ADDR OF FCB IF PCBFCBA=1
36	(24)	ADDRESS	4	PCBSFTE	ADDRESS OF THIS PAGE'S SFTE IF SWAP-IN OR SWAP-OUT PCB (NO longer used and should be removed)
40	(28)	CHARACTER	8	*	
40	(28)	ADDRESS	8	PCBVSA64	
VIRTUAL ADDRESS OF PAGE. Valid if PCBSPAGE=0					
40	(28)	CHARACTER	4	*	Reserved
44	(2C)	ADDRESS	4	PCBVSA	VIRTUAL ADDRESS OF PAGE. Valid if PCBSPAGE=0
40	(28)	ADDRESS	8	PCBSDH	Address of SDH if PCBSPAGE=1 and (PCBOUT=1 and PCBPFTE->PFTIOMC=0)
40	(28)	ADDRESS	8	PCBSPE	Address of SPE if PCBSPAGE=1 and (PCBOUT=0 or PCBPFTE->PFTIOMC=1)
48	(30)	CHARACTER	16	*	ESAME Mode Mapping
48	(30)	ADDRESS	8	PCBPFTE64	ADDRESS OF PFTE BACKING VIRTUAL - ESAME
56	(38)	ADDRESS	8	PCBPTE	Virtual Address of PTE for Page. Not applicable to pages above 2G.
64	(40)	CHARACTER	4	PCBFUNAR	FUNCTION AREA - MAPPED AS REQUIRED BY EACH FUNCTION
68	(44)	CHARACTER	4	PCBPROG	PROGRAMMING WORD
		1111 ....		PCBSTYPE	SPACE TYPE (8=DATA SPACE).
		.... 1...		*	RESERVED
68	(44)	BITSTRING	2	PCBUDSX	USER DATA SPACE INDEX
71	(47)	BITSTRING	1	PCBRVTEX	RVTE INDEX

Table 698. Structure PCB (continued)

Offset Dec	Offset Hex	Type	Len	Name(Dim)	Description
72	(48)	UNSIGNED	4	PCBEXITS	PCB EXIT INDEXES
72	(48)	ADDRESS	1	PCBDEFRX	DEFER EXIT ROUTINE INDEX
73	(49)	ADDRESS	1	PCBIOCMX	I/O COMPLETION EXIT RTN INDEX. IF THIS INDEX IS FOR THE SWAP PURGE I/O COMPLETION EXIT AND THE ORIGINAL I/O COMPLETION ROUTINE MUST ALSO RUN, THEN THE ORIGINAL INDEX WILL BE FOUND IN THE PCBSWAPX FIELD.
74	(4A)	ADDRESS	1	PCBTERMx	TERMINATION EXIT ROUTINE INDEX
75	(4B)	ADDRESS	1	PCBSWAPX	SWAP-OUT EXIT ROUTINE INDEX IF SWAP PURGE HAS NOT RUN. IF SWAP PURGE HAS RUN, THEN THIS FIELD WILL CONTAIN 0 OR, IF THE ORIGINAL I/O COMPLETION EXIT MUST ALSO RUN, THE ORIGINAL I/O COMPLETION INDEX.
76	(4C)	ADDRESS	4	PCBRVR	ADDRESS OF THE RVR WHEN THIS PCB REPRESENTS HOME I/O
80	(50)	ADDRESS	4	PCBIWB	IWB ADDRESS - ZERO IF NONE
84	(54)	UNSIGNED	4	PCBNUMFRAMES	Number of above the bar frames required by this request
88	(58)	BITSTRING	4	PCBMEMPOOLSEQNUM	If PCBMemPoolDefer, then is the mempool sequence number of the pool when deferred.
92	(5C)	CHARACTER	60	PCBAIA	AIA AREA
92	(5C)	CHARACTER	60	PCBVDI	VDI AREA

Table 699. Structure PCB\$FLA

Offset Dec	Offset Hex	Type	Len	Name(Dim)	Description
17	(11)	STRUCTURE	1	PCB\$FLA	SEGMENT FAULT FLAGS
		1... ..		PCB\$FINT	INTERNAL RSM CALLER STOPPED
		.111 1111		*	RESERVED

Table 700. Structure PCB\$MFLA

Offset Dec	Offset Hex	Type	Len	Name(Dim)	Description
17	(11)	STRUCTURE	1	PCB\$MFLA	MIGRATION FLAGS
		1... ..		PCB\$MGMPA	THERE IS AN MPE ASSOCIATED WITH THIS PCB.
		.111 1111		*	RESERVED

Table 701. Structure PCB\$SFLA

Offset Dec	Offset Hex	Type	Len	Name(Dim)	Description
17	(11)	STRUCTURE	1	PCB\$SFLA	DISASSOC. FLAGS
		1... ..		PCB\$SVDS	I/O IS EXPECTED TO BE VIRTUALLY DISCONNECTED.
		.111 1111		*	RESERVED

Table 702. Structure PCB\$CMFLA

Offset Dec	Offset Hex	Type	Len	Name(Dim)	Description
17	(11)	STRUCTURE	1	PCB\$CMFLA	COMMIT FLAGS
		1... ..		PCB\$CMALL	THIS PAGE IS PART OF A COMMIT ALL REQUEST.

Table 702. Structure PCBCMFLA (continued)

Offset Dec	Offset Hex	Type	Len	Name (Dim)	Description
		.1... ....		PCBCMPFR	THE FRAME BACKING THIS PAGE WAS ASSIGNED BY COMMIT.
		..1. ....		PCBCMFG	THE PAGE IS IN A FRESHLY OBTAINED STATE.
		...1 1111		*	RESERVED

Table 703. Structure PCBPVFLA

Offset Dec	Offset Hex	Type	Len	Name (Dim)	Description
17	(11)	STRUCTURE	1	PCBPVFLA	DATA SPACE PAGE VALIDATION
		1... ....		PCBPVFLH	CALLER WAS RUNNING UNDER THE PFLIH
		.111 1111		*	RESERVED

Table 704. Structure PCBGDFLA

Offset Dec	Offset Hex	Type	Len	Name (Dim)	Description
17	(11)	STRUCTURE	1	PCBGDFLA	General defer
		1... ....		PCBABOVE	Requestor requires a frame that resides below the bar
		.1... ....		PCBABOVEBAR	Requestor requires a frame that resides above the bar
		..11 1111		*	RESERVED

Table 705. Structure PCBMGFUN

Offset Dec	Offset Hex	Type	Len	Name (Dim)	Description
64	(40)	STRUCTURE	4	PCBMGFUN	MIGRATION FUNCTION AREA
64	(40)	ADDRESS	4	PCBMGMPE	MPE POINTER

Table 706. Structure PCBCMFUN

Offset Dec	Offset Hex	Type	Len	Name (Dim)	Description
64	(40)	STRUCTURE	4	PCBCMFUN	COMMIT FUNCTION AREA
64	(40)	ADDRESS	4	PCBCMRVR	ADDRESS OF THE RVR ASSOCIATED WITH THIS PAGE.

Table 707. Structure PCBPVFUN

Offset Dec	Offset Hex	Type	Len	Name (Dim)	Description
64	(40)	STRUCTURE	4	PCBPVFUN	DATA SP PAGE VALIDATION FUNCTION AREA
64	(40)	BITSTRING	1	PCBPVTYP	PAGE TYPE FROM DSPFIND
65	(41)	BITSTRING	3	*	RESERVED

Table 708. Structure PCBSWFUN

Offset Dec	Offset Hex	Type	Len	Name (Dim)	Description
64	(40)	STRUCTURE	4	PCBSWFUN	SWAP FUNCTION AREA
64	(40)	CHARACTER	2	*	RESERVED
66	(42)	SIGNED	2	PCBSWDCT	DREF COUNT FOR MIGRATED DATA SPACE DREF PAGES DURING SWAP-IN INPUT I/O.

Table 709. Structure PCBIOFUN

Offset Dec	Offset Hex	Type	Len	Name(Dim)	Description
64	(40)	STRUCTURE	4	PCBIOFUN	DEFINE function area
64	(40)	BITSTRING	1	*	Reserved (PCBPVTYP)
65	(41)	UNSIGNED	3	PCBIORNG#	Range index of page

Table 710. Structure PCBUNCHANGED2SCM

Offset Dec	Offset Hex	Type	Len	Name(Dim)	Description
64	(40)	STRUCTURE	4	PCBUNCHANGED2SCM	
64	(40)	CHARACTER	4	PCBUNCHANGED2SCMLSID	LSID of the aux slot which previously backed the page

Table 711. Constants for PCB

Len	Type	Value	Name	Description
PCB QUEUE IDS CAUTION: DO TO AN RSMDFATA (IPCS) REQUIREMENT, THE QUEUE IDS OF CF AND CE CANNOT BE USED FOR A PCB QUEUE ID. IN ADDITION, PCB QUEUE IDS CANNOT BE USED FOR FCB QUEUE IDS (SEE NOTE IN PROLOG).				
1	HEX	00	PCBUNQDN	UNQUEUED
1	HEX	10	PCBLDPQN	LOCAL DEFERRED PCB QUEUE
1	HEX	11	PCBDPQN	DEFERRED PCB QUEUE
1	HEX	12	PCBNPQN	NOTIFICATION PCB QUEUE
1	HEX	13	PCBASPQN	ADDR SPACE CREATE PCB QUEUE
1	HEX	14	PCBCPQN	COMMIT PCB QUEUE
1	HEX	15	PCBSATDPQN	Satisfied defer queue
1	HEX	FD	PCBFLAWN	PCB WAS FOUND FLAWED DURING RECOVERY PROCESSING
PCB CHAIN AND INTERNAL QUEUE IDS USED BY IPCS (THESE MUST BE UNIQUE FROM THE MAINLINE QUEUE IDS ABOVE) CAUTION: DUE TO AN RSMDFATA (IPCS) REQUIREMENT, THE QUEUE IDS OF CF AND CE CANNOT BE USED FOR A PCB QUEUE ID.				
1	HEX	C0	PCBSIPQN	ID FOR THE SWAP INTERNAL PCB QUEUE - FCB BASED
1	HEX	C1	PCBSIDQN	ID FOR THE SWAP INTERNAL DREF PCB QUEUE - FCB BASED
1	HEX	C2	PCBRDPQN	ID FOR THE RELATED PCB QUEUE - DPQ BASED
1	HEX	C3	PCBRLDQN	ID FOR THE RELATED PCB QUEUE - LDPQ BASED
1	HEX	C4	PCBRPFQN	ID FOR THE RELATED PCB QUEUE - PFQ PFTE BASED
1	HEX	C5	PCBRPDQN	ID FOR THE RELATED PCB QUEUE - PDFQ PFTE BASED
1	HEX	C6	PCBRPRQN	ID FOR THE RELATED PCB QUEUE - PRFQ PFTE BASED
1	HEX	C7	PCBSPPQN	ID FOR THE SWOUT INTERNAL PCB POOL QUEUE - FCB BASED
1	HEX	C8	PCBSPPQN	ID FOR THE SWOUT INTERNAL SWS PCB QUEUE - FCB BASED
RPB CONTROL BLOCK TYPE FOR PCB				
1	HEX	00	KPCBRPB	PCB TYPE CONSTANT



Table 711. Constants for PCB (continued)

Len	Type	Value	Name	Description
ABEND REASON CODES				
1	HEX	001	PCB_KC0DNULLPRAB	Abend reason for bad PcbPRab.

Table 712. Cross Reference for PCB

Name	Offset	Hex Tag
PCB	0	
PCBABOVE	11	80
PCBABOVEBAR	11	40
PCBADISC	F	80
PCBAIA	5C	
PCBASBO	B	08
PCBBAVQL	C	01
PCBBELOW	C	04
PCBBQPTR	4	
PCBCHGON	E	80
PCBCMALL	11	80
PCBCMFG	11	20
PCBCMFLA	11	
PCBCMFUN	40	
PCBCMPFR	11	40
PCBCMRVR	40	
PCBCOM	E	20
PCBDEFRX	48	
PCBDFRIO	B	01
PCBDIS	E	10
PCBDSFLA	11	
PCBDSVDS	11	80
PCBEPID	12	
PCBEXITS	48	
PCBFAIL	B	40
PCBFCB	24	
PCBFCBA	B	80
PCBFID	10	
PCBFIX	C	08
PCBFIXHI	C	80
PCBFLGSA	11	
PCBFLGS1	B	
PCBFLGS2	C	
PCBFLGS3	D	

Table 712. Cross Reference for PCB (continued)

Name	Offset	Hex Tag
PCBFLGS4	E	
PCBFLGS5	F	
PCBFQPTR	0	
PCBFRAUX	D	20
PCBFREAL	D	10
PCBFUNAR	40	
PCBGDFLA	11	
PCBHRAB	1C	
PCBHVCOMMON	F	10
PCBHVSPAGE	F	40
PCBINCR	F	20
PCBINCWS	C	10
PCBINNVP	E	02
PCBIOCMX	49	
PCBIOERR	B	20
PCBIOFUN	40	
PCBIORNG#	41	
PCBIWB	50	
PCBLARGEPAGE	F	04
PCBMEGAP	B	02
PCBMEMPOOLDEFER	F	02
PCBMEMPOOLGDDEFERRED	F	01
PCBMEMPOOLSEQNUM	58	
PCBMGFLA	11	
PCBMGFUN	40	
PCBMGMPA	11	80
PCBMGMPE	40	
PCBNODFR	D	02
PCBNOHLK	E	04
PCBNOITV	C	20
PCBNOTRS	D	04
PCBNOVAL	E	01
PCBNUMFRAMES	54	
PCBONFRQ	8	80
PCBOUT	C	40
PCBPDINT	8	40
PCBPFTE64	30	
PCBPRAB	18	
PCBPREF	C	02

Table 712. Cross Reference for PCB (continued)

Name	Offset	Hex Tag
PCBPRM	E	08
PCBPROG	44	
PCBPTE	38	
PCBPTEXNA	D	08
PCBPVFLA	11	
PCBPVFLH	11	80
PCBPVFUN	40	
PCBPVTYP	40	
PCBQID	A	
PCBRB	24	
PCBRDISC	D	40
PCBRPCBQ	14	
PCBRVR	4C	
PCBRVTEX	47	
PCBSDH	28	
PCBSFFLA	11	
PCBSFINT	11	80
PCBSFTE	24	
PCBSHARED64	C	10
PCBSPAGE	B	04
PCBSPE	28	
PCBSSRB	20	
PCBSTATE	8	
PCBSTYPE	44	F0
PCBSWAPX	4B	
PCBSWDCT	42	
PCBSWFUN	40	
PCBTCB	20	
PCBTERMX	4A	
PCBTOP	D	01
PCBTYP	9	
PCBUDSX	44	
PCBUNCHANGED2SCM	40	
PCBUNCHANGED2SCMLSID	40	
PCBUPDATETOTPOTOTPI	F	08
PCBVDI	5C	
PCBV DIA	E	40
PCBV DISC	D	80
PCBVSA	2C	

Table 712. Cross Reference for PCB (continued)

Name	Offset	Hex Tag
PCBVSA64	28	
PCBVVSA	20	
PCBXMERR	B	10
PCBXPTNA	D	08

## PCCA information

### PCCA programming interface information

**ONLY** the following fields are part of the programming interface information:

- PCCACAFM
- PCCACPID
- PCCACPUA
- PCCASLIH
- PCCASTPI
- TOKEN

### PCCA heading information

<b>Common name:</b>	PHYSICAL CONFIGURATION COMMUNICATION AREA
<b>Macro ID:</b>	IHAPCCA
<b>DSECT name:</b>	PCCA
<b>Owning component:</b>	RECONFIGURATION (SC1CZ)
<b>Eye-catcher ID:</b>	PCCA Offset: 0 Length: 4
<b>Storage attributes:</b>	Subpool: 245 Key: 0
<b>Size:</b>	584 BYTES
<b>Created by:</b>	IEAVNIP0 IEEVCPR
<b>Pointed to by:</b>	PCCAV... field of the PCCAVT data area PSAPCCAV field of the PSA data area PSAPCCAR field of the PSA data area PCCAEMSA field of the PCCA data area (receiving routine)
<b>Serialization:</b>	DISABLEMENT
<b>Function:</b>	CONTAINS INFORMATION ABOUT THE PHYSICAL FACILITIES ASSOCIATED WITH EACH PROCESSOR IN THE SYSTEM

## PCCA mapping

Table 713. Structure PCCA

Offset Dec	Offset Hex	Type	Len	Name(Dim)	Description
0	(0)	STRUCTURE	0	PCCA	
0	(0)	CHARACTER	4	PCCAPCCA	- CONTROL BLOCK ACRONYM IN EBCDIC
4	(4)	BITSTRING	12	PCCACPID	- CPU ID (CONTAINS SERIAL NUMBER) Contains the first 6 bytes of the STIDP (STORE CPU ID) instruction results translated to EBCDIC. While it was common to check the first two bytes of PCCACPID to determine if z/OS is running under VM, it is recommended to check CVT bits instead: CVTUNDzVM (CVTUNDVM) for z/VM, CVTUNDAltVM for an alternate virtual machine such as IBM Wazi as a Service, or CVTVMENV for a system running under any virtual environment.
16	(10)	SIGNED	2	PCCACPUA	- PHYSICAL CPU ADDRESS
18	(12)	SIGNED	2	PCCACAFM	- BIT MASK CORRESPONDING TO PHYSICAL CPU ADDRESS. This mask covers only CPUs 0-15 and can be used only for CPU affinity checking.
20	(14)	ADDRESS	4	PCCATQEP	- TQE POINTER
24	(18)	ADDRESS	4	PCCAPSAV	- VIRTUAL ADDRESS OF PSA
28	(1C)	ADDRESS	4	PCCAPSAR	- ABSOLUTE ADDRESS OF PSA
32	(20)	BITSTRING	1	PCCAISCE	- INTERRUPT SUB-CLASSES TO ENABLE
33	(21)	BITSTRING	3	PCCAMCHF(0)	- MACHINE CHECK FLAGS
33	(21)	BITSTRING	1		
	1... ..			PCCASMCH	"X'80'" - A SOFTWARE-SIMULATED MACHINE CHECK OCCURRED
36	(24)	SIGNED	4	PCCACRG6(0)	- CONTROL REGISTER 6
36	(24)	BITSTRING	1	PCCAISCM	- INTERRUPTION SUBCLASS MASK
37	(25)	ADDRESS	3	PCCACR6L	- LOW-ORDER THREE BYTES OF CR 6
40	(28)	SIGNED	4	PCCASLIH	- NUMBER OF ENTRIES TO THE I/O SLIH
44	(2C)	SIGNED	4	PCCASTPI	- NUMBER OF TPI WITH CC=1
48	(30)	SIGNED	4	PCCAXSLF	- EXCESSIVE SPIN LENGTH FACTOR.
52	(34)	SIGNED	4	PCCARSPR	- RELATIVE SPEED (X4096) OF THIS PROCESSOR.
56	(38)	SIGNED	4	PCCATRW1(0)	- TRAP WORD 1. FLAG AND DATA, SET BY SCIXL.
56	(38)	SIGNED	2	PCCATRDA	- TRAP DATA
58	(3A)	CHARACTER	1	PCCATRFL	- TRAP FLAG
59	(3B)	CHARACTER	1		- RESERVED
60	(3C)	ADDRESS	4	PCCARV88	- RESERVED
64	(40)	DBL WORD	8	PCCA_PARTIALCPUMASK	64-BIT partial CPU BIT MASK, USE WITH PCCA_PartialCpuMaskOffset TO OBTAIN A COMPLETE MASK
64	(40)	DBL WORD	8	PCCA_CPU_ADDRESS_MASK	64-BIT CPU BIT MASK, USE WITH PCCA_CPU_ADDRESS_MASK_OFFSET TO OBTAIN A COMPLETE MASK
64	(40)	X'40'	0	PCCA_CPU_ADDRESS_MASK32	"PCCA_CPU_ADDRESS_MASK,4,C'X'" 32-bit mask for CPUs 0-31
64	(40)	X'40'	0	PCCA_CPU_AFFINITY_MASK	"PCCA_CPU_ADDRESS_MASK,2,C'X'" 16-bit mask for CPUs 0-15 for affinity checking

Table 713. Structure PCCA (continued)

Offset Dec	Offset Hex	Type	Len	Name(Dim)	Description
72	(48)	SIGNED	2	PCCA_TQEAID	Value of TQEAID when PCCATQEP non-0. Residual otherwise.
74	(4A)	SIGNED	2	PCCARV91	Reserved
76	(4C)	ADDRESS	4	PCCARV92	- RESERVED
80	(50)	ADDRESS	4	PCCARV93	- RESERVED
84	(54)	ADDRESS	4	PCCARV94	- RESERVED
88	(58)	ADDRESS	4	PCCARV95	- RESERVED
92	(5C)	ADDRESS	4	PCCARV96	- RESERVED
96	(60)	ADDRESS	4	PCCARV97	- RESERVED
100	(64)	ADDRESS	4	PCCARV98	- RESERVED
104	(68)	ADDRESS	4	PCCARV99	- RESERVED
108	(6C)	ADDRESS	4	PCCARV9A	- RESERVED
112	(70)	ADDRESS	4	PCCARV9B	- RESERVED
116	(74)	ADDRESS	4	PCCARV9C	- RESERVED
120	(78)	ADDRESS	4	PCCARV9D	- RESERVED
124	(7C)	ADDRESS	4	PCCARV9E	- RESERVED
128	(80)	BITSTRING	4	PCCATMST(0)	- TIMER STATUS BYTES
128	(80)	BITSTRING	1	PCCATMFL	- FIRST BYTE OF PCCATMST
		1... ....		PCCAINIT	"X'80'" - ENTRY HAS BEEN INITIALIZED
		.1... ....		PCCASYNC	"X'40'" - CLOCK OUT OF SYNCHRONIZATION
		..1. ....		PCCAVKIL	"X'20'" - CONFIG CPU SHOULD BE CANCELLED
		...1 ....		PCCAMCC	"X'10'" - PROCESSING FOR PERMANENTLY DAMAGED CLOCK COMPARATOR MUST BE DONE
		.... 1...		PCCAMINT	"X'08'" - PROCESSING FOR CPU TIMER MUST BE DONE
		.... .1..		PCCARV02	"X'04',,C'X'" - RESERVED
		.... ..1.		PCCARV03	"X'02',,C'X'" - RESERVED
		.... ...1		PCCARV04	"X'01',,C'X'" - RESERVED
129	(81)	BITSTRING	1	PCCATODE	- TOD CLOCK ERROR FLAGS
		1... ....		PCCANUTD	"X'80'" - CLOCK CANNOT BE USED
		.1... ....		PCCANFTD	"X'40'" - CLOCK SHOULD NOT BE RESET
		..11 1111		PCCACTTD	"X'3F'" - ERROR COUNT (6 BITS)
130	(82)	BITSTRING	1	PCCACCE	- FLAGS FOR CLOCK COMPARATOR
		1... ....		PCCANUCC	"X'80'" - CLOCK COMPARATOR CANNOT BE USED
		.1... ....		PCCANFCC	"X'40'" - CLOCK COMPARATOR SHOULD NOT BE RESET
		..11 1111		PCCACTCC	"X'3F'" - ERROR COUNT (6 BITS)
131	(83)	BITSTRING	1	PCCAINTE	- FLAGS FOR CPU TIMER
		1... ....		PCCANUIN	"X'80'" - CPU TIMER CANNOT BE USED
		.1... ....		PCCANFIN	"X'40'" - CPU TIMER SHOULD NOT BE RESET
		..11 1111		PCCACTIN	"X'3F'" - ERROR COUNT (6 BITS)
132	(84)	SIGNED	4	PCCARPB	- EXTERNAL CALL SIGP BUFFER
		1... ....		PCCASWTH	"X'80'" SWITCH REQUEST
		.1... ....		PCCAIQOC	"X'40'" IOQ compresseion request

Table 713. Structure PCCA (continued)

Offset Dec	Offset Hex	Type	Len	Name(Dim)	Description
		..1. ....		PCCARQCK	"X'20'" RQCHECK REQUEST
		...1 ....		PCCAGTFR	"X'10'" GTF REQUEST
		.... 1...		PCCAI0SE	"X'08'" I/O enable/disable request
		.... .1..		PCCAMODE	"X'04'" MODE REQUEST
		.... ..1.		PCCASTCP	"X'02'" STOPCP REQUEST
		.... ...1		PCCAMEMS	"X'01'" MEMSWT REQUEST
		1... ....		PCCAPPSA	"X'80'" PrimePSA request
136	(88)	CHARACTER	16	PCCAEMSB(0)	- EMERGENCY SIGNAL SIGP BUFFER
136	(88)	BITSTRING	4	PCCAEMSI(0)	- FIRST WORD OF EMS BUFFER
136	(88)	BITSTRING	1	PCCARISP	- CONTAINS PARALLEL/SERIAL REQUEST INDICATOR FOR REMOTE IMMEDIATE SIGNAL
		1... ....		PCCAPARL	"X'80'" - PARALLEL REQUEST
		.1.. ....		PCCASERL	"X'40'" - SERIAL REQUEST
		..1. ....		PCCABCST	"X'20'" - BROADCAST REQUEST
		...1 ....		PCCARV07	"X'10',,C'X'" - RESERVED
		.... 1...		PCCARV08	"X'08',,C'X'" - RESERVED
		.... .1..		PCCARV09	"X'04',,C'X'" - RESERVED
		.... ..1.		PCCARV10	"X'02',,C'X'" - RESERVED
		.... ...1		PCCARV11	"X'01',,C'X'" - RESERVED
137	(89)	BITSTRING	1	PCCAEMS2	- SECOND BYTE OF PCCAEMSI
		1... ....		PCCASERP	"X'80'" - SERIAL PENDING INDICATOR
		.1.. ....		PCCARV13	"X'40',,C'X'" - RESERVED
		..1. ....		PCCARV14	"X'20',,C'X'" - RESERVED
		...1 ....		PCCARV15	"X'10',,C'X'" - RESERVED
		.... 1...		PCCARV16	"X'08',,C'X'" - RESERVED
		.... .1..		PCCARV17	"X'04',,C'X'" - RESERVED
		.... ..1.		PCCARV18	"X'02',,C'X'" - RESERVED
		.... ...1		PCCARV19	"X'01',,C'X'" - RESERVED
138	(8A)	BITSTRING	1	PCCAEMS3	- THIRD BYTE OF PCCAEMSI
		1... ....		PCCASERF	"X'80'" - SERIAL REQUEST FAILED
		.1.. ....		PCCARV21	"X'40',,C'X'" - RESERVED
		..1. ....		PCCARV22	"X'20',,C'X'" - RESERVED
		...1 ....		PCCARV23	"X'10',,C'X'" - RESERVED
		.... 1...		PCCARV24	"X'08',,C'X'" - RESERVED
		.... .1..		PCCARV25	"X'04',,C'X'" - RESERVED
		.... ..1.		PCCARV26	"X'02',,C'X'" - RESERVED
		.... ...1		PCCARV27	"X'01',,C'X'" - RESERVED
139	(8B)	BITSTRING	1	PCCARMSB	- CONTAINS RMS INDICATOR
		1... ....		PCCARV28	"X'80',,C'X'" - RESERVED
		.1.. ....		PCCARV29	"X'40',,C'X'" - RESERVED
		..1. ....		PCCARV30	"X'20',,C'X'" - RESERVED
		...1 ....		PCCARV31	"X'10',,C'X'" - RESERVED
		.... 1...		PCCARV32	"X'08',,C'X'" - RESERVED
		.... .1..		PCCARV33	"X'04',,C'X'" - RESERVED
		.... ..1.		PCCARV34	"X'02',,C'X'" - RESERVED
		.... ...1		PCCARMS	"X'01'" - SIGP WAS ISSUED VIA RMS

Table 713. Structure PCCA (continued)

Offset Dec	Offset Hex	Type	Len	Name(Dim)	Description
140	(8C)	ADDRESS	4	PCCAEMSP	- REMOTE IMMEDIATE SIGNAL PARAMETER ADDRESS
144	(90)	ADDRESS	4	PCCAEMSE	- REMOTE IMMEDIATE SIGNAL RECEIVING ROUTINE ENTRY POINT ADDRESS
148	(94)	ADDRESS	4	PCCAEMSA	- PCCA ADDRESS OF THE RECEIVING ROUTINE
152	(98)	ADDRESS	4	PCCAPWAV	- VIRTUAL ADDRESS OF MCH PROCESSOR WORK AREA
156	(9C)	ADDRESS	4	PCCAPWAR	- REAL ADDRESS OF MCH PROCESSOR WORK AREA
160	(A0)	ADDRESS	4	PCCALRBV	- VIRTUAL ADDRESS OF MCH LOGREC BUFFER
164	(A4)	ADDRESS	4	PCCALRBR	- REAL ADDRESS OF MCH LOGREC BUFFER
168	(A8)	BITSTRING	1	PCCARIOS(208)	- RESERVED FOR IOS USE
376	(178)	BITSTRING	1	PCCAATTR	- PROCESSOR ATTRIBUTES
		1... ....		PCCACPUM	"X'80'" - INDICATOR THAT DEAD CPU HAD A MALFUNCTION
		.1.. ....		PCCAIO	"X'40'" - PROCESSOR HAS I/O CAPABILITY
		..1. ....		PCCANPFA	"X'20'" - WHEN SET, PAGE FAULT ASSIST SHOULD NOT BE USED
		...1 ....		PCCAR101	"X'10',,C'X'" - RESERVED
		.... 1...		PCCAR102	"X'08',,C'X'" - RESERVED
		.... .1..		PCCAZIIP	"X'04'" - zIIP
		.... .1..		PCCA_BYLPAR_ZIIP	"X'04'" - zIIP
		.... .1..		PCCASUP	"X'04'" - zIIP
		.... .1..		PCCA_BYLPAR_SUP	"X'04'" - zIIP
		.... ..1.		PCCADSCR	"X'02'" - Discretionary Processor
		.... ...1		PCCAIFA	"X'01'" - Special Processor
		.... ...1		PCCA_BYLPAR_ZCBP	"X'01'" -
		.... ...1		PCCA_BYLPAR_ZAAP	"X'01'" -
		.... ...1		PCCA_BYLPAR_IFA	"X'01'" -
377	(179)	BITSTRING	1	PCCAMFA	- MALFUNCTION ALERT FLAGS
		1... ....		PCCASMFA	"X'80'" - SIMULATED MALFUNCTION ALERT
378	(17A)	BITSTRING	1	PCCAACRN	- CAUSE OF ACR
		.... ....		PCCAKUKN	"X'00'" UNKNOWN ERROR
		.... ...1		PCCAKMFA	"X'01'" MALFUNCTION ALERT, CPU CHECKSTOPPED
		.... ..1.		PCCAKIPT	"X'02'" INSTRUCTION PROCESSING DAMAGE THRESHOLD
		.... ..11		PCCAKSDT	"X'03'" SYSTEM DAMAGE THRESHOLD
		.... .1..		PCCAKIVT	"X'04'" INVALID REGISTER OR PSW THRESHOLD
		.... .1.1		PCCAKTCT	"X'05'" TIME OF DAY CLOCK DAMAGE THRESHOLD
		.... .11.		PCCAKPTT	"X'06'" PROCESSOR TIMER DAMAGE THRESHOLD
		.... .111		PCCAKCCT	"X'07'" CLOCK COMPARATOR DAMAGE THRESHOLD
		.... 1...		PCCAKPST	"X'08'" PRIMARY SYNC DAMAGE THRESHOLD
		.... 1..1		PCCAKADT	"X'09'" ETR ATTACHMENT DAMAGE THRESHOLD



Table 713. Structure PCCA (continued)

Offset Dec	Offset Hex	Type	Len	Name (Dim)	Description
		.... 1.1.		PCCA KSLT	"X'0A'" SWITCH TO LOCAL THRESHOLD
		.... 1.11		PCCA KESL	"X'0B'" EXCESSIVE SPIN LOOP
		.... 11..		PCCA KTCF	"X'0C'" TOD CLOCK SYNCHRONIZATION FAILURE
		.... 11.1		PCCA KDAT	"X'0D'" MALFUNCTION OF DAT HARDWARE
		.... 111.		PCCA KSFC	"X'0E'" TOD CLOCK COULD NOT BE SYNCHRONIZED TO ETR
		.... 1111		PCCA KUME	"X'0F'" UNRECOVERABLE MACHINE ERROR
		...1 ....		PCCA KFHS	"X'10'" The CPU failed to handle the STP synch-check machine check
		...1 ...1		PCCA KMCF	"X'11'" The master CPU processing an STP synch-check machine check failed
		...1 ..1.		PCCA KPIR	"X'12'" Recursive program checks
		...1 ..11		PCCA KPCM	"X'13'" Program check during MCH processing
		...1 .1..		PCCA KMRM	"X'14'" Multiple restarts during MCH processing
		...1 .1.1		PCCA KRMC	"X'15'" Recursive machine checks
379	(17B)	BITSTRING	1	PCCA RCFF	Reconfig flags. Serialized by reconfig ENQ
		1... ....		PCCA CWLM	"X'80'" CPU on/offline initiated by WLM
380	(17C)	BITSTRING	1	PCCA_PHYSICAL_CPUID	Valid only when not LPAR or when dedicated processors. IBM recommends using PCCACPUA.
381	(17D)	BITSTRING	1		RESERVED
382	(17E)	BITSTRING	2	PCCA PROCCLASS	The class of processor for this CPU. Possible values are defined by equates in IHAPSA beginning with PsaProcClass_
382	(17E)	BITSTRING	2	PCCA_BYLPAR_PROCCCLASS	The class of processor for this CPU.
382	(17E)	BITSTRING	1	PCCA PROCCLASS_BYTE0	
383	(17F)	BITSTRING	1	PCCA PROCCLASS_BYTE1	
382	(17E)	BITSTRING	1	PCCA_BYLPAR_PROCCCLASS_BYTE0	
383	(17F)	BITSTRING	1	PCCA_BYLPAR_PROCCCLASS_BYTE1	
384	(180)	BITSTRING	2	PCCA R180	Reserved
386	(182)	SIGNED	2	PCCA_PARTIALCPUMASKOFFSET	THE BYTE OFFSET INTO A FULL CPU MASK THIS 8 BYTE MASK BLOCK (PCCA_CPU_ADDRESS_MASK) IS IN. WILL BE A MULTIPLE OF 8, WITH A MAXIMUM VALUE (ECVTMaxMPNumBytesInMask-8)
386	(182)	SIGNED	2	PCCA_CPU_ADDRESS_MASK_OFFSET	THE BYTE OFFSET INTO A FULL CPU MASK THIS 8 BYTE MASK BLOCK (PCCA_CPU_ADDRESS_MASK) IS IN. WILL BE A MULTIPLE OF 8, WITH A MAXIMUM VALUE (ECVTMaxMPNumBytesInMask-8)
388	(184)	BITSTRING	196		- RESERVED
388	(184)	X'248'	0	PCCAEND	"*" End of PCCA

Table 714. Cross Reference for PCCA

Name	Offset	Hex Tag
PCCA	0	

Table 714. Cross Reference for PCCA (continued)

Name	Offset	Hex Tag
PCCA_BYLPAR_IFA	178	1
PCCA_BYLPAR_PROCCCLASS	17E	0
PCCA_BYLPAR_PROCCCLASS_BYTE0	17E	
PCCA_BYLPAR_PROCCCLASS_BYTE1	17F	
PCCA_BYLPAR_SUP	178	4
PCCA_BYLPAR_ZAAP	178	1
PCCA_BYLPAR_ZCBP	178	1
PCCA_BYLPAR_ZIIP	178	4
PCCA_CPU_ADDRESS_MASK	40	0
PCCA_CPU_ADDRESS_MASK_OFFSET	182	0
PCCA_CPU_ADDRESS_MASK32	40	40
PCCA_CPU_AFFINITY_MASK	40	40
PCCA_PARTIALCPUMASK	40	0
PCCA_PARTIALCPUMASKOFFSET	182	0
PCCA_PHYSICAL_CPUID	17C	0
PCCA_TQEID	48	
PCCAACRN	17A	0
PCCAATTR	178	0
PCCABCST	88	20
PCCACAFM	12	0
PCCACCE	82	0
PCCACPID	4	0
PCCACPUA	10	0
PCCACPUM	178	80
PCCACRG6	24	
PCCACR6L	25	
PCCACTCC	82	3F
PCCACTIN	83	3F
PCCACTTD	81	3F
PCCACWLM	17B	80
PCCADSCR	178	2
PCCAEMSA	94	
PCCAEMSB	88	
PCCAEMSE	90	
PCCAEMSI	88	
PCCAEMSP	8C	
PCCAEMS2	89	0
PCCAEMS3	8A	0
PCCAEND	184	248

Table 714. Cross Reference for PCCA (continued)

Name	Offset	Hex Tag
PCCAGTFR	84	10
PCCAIFA	178	1
PCCAINIT	80	80
PCCAINTE	83	0
PCCAIO	178	40
PCCAIQOC	84	40
PCCAIOSE	84	8
PCCAISCE	20	0
PCCAISCM	24	0
PCCAKADT	17A	9
PCCAKCCT	17A	7
PCCAKDAT	17A	D
PCCAKESL	17A	B
PCCAKFHS	17A	10
PCCAKIPT	17A	2
PCCAKIVT	17A	4
PCCAKMCF	17A	11
PCCAKMFA	17A	1
PCCAKMRM	17A	14
PCCAKPCM	17A	13
PCCAKPIR	17A	12
PCCAKPST	17A	8
PCCAKPTT	17A	6
PCCAKRMC	17A	15
PCCAKSCF	17A	E
PCCAKSDT	17A	3
PCCAKSLT	17A	A
PCCAKTCF	17A	C
PCCAKTCT	17A	5
PCCAKUKN	17A	0
PCCAKUME	17A	F
PCCALRBR	A4	
PCCALRBV	A0	
PCCAMCC	80	10
PCCAMCHF	21	
PCCAMEMS	84	1
PCCAMFA	179	0
PCCAMINT	80	8
PCCAMODE	84	4

Table 714. Cross Reference for PCCA (continued)

Name	Offset	Hex Tag
PCCANFCC	82	40
PCCANFIN	83	40
PCCANFTD	81	40
PCCANPFA	178	20
PCCANUCC	82	80
PCCANUIN	83	80
PCCANUTD	81	80
PCCAPARL	88	80
PCCAPCCA	0	D7C3C3C1
PCCAPPSA	84	80
PCCAPROCCLASS	17E	0
PCCAPROCCLASS_BYTE0	17E	
PCCAPROCCLASS_BYTE1	17F	
PCCAPSAR	1C	
PCCAPSAV	18	
PCCAPWAR	9C	
PCCAPWAV	98	
PCCARCFF	17B	0
PCCARIOS	A8	
PCCARISP	88	0
PCCARMS	8B	1
PCCARMSB	8B	0
PCCARPB	84	0
PCCARQCK	84	20
PCCARSPR	34	0
PCCARV02	80	4
PCCARV03	80	2
PCCARV04	80	1
PCCARV07	88	10
PCCARV08	88	8
PCCARV09	88	4
PCCARV10	88	2
PCCARV11	88	1
PCCARV13	89	40
PCCARV14	89	20
PCCARV15	89	10
PCCARV16	89	8
PCCARV17	89	4
PCCARV18	89	2

Table 714. Cross Reference for PCCA (continued)

Name	Offset	Hex Tag
PCCARV19	89	1
PCCARV21	8A	40
PCCARV22	8A	20
PCCARV23	8A	10
PCCARV24	8A	8
PCCARV25	8A	4
PCCARV26	8A	2
PCCARV27	8A	1
PCCARV28	8B	80
PCCARV29	8B	40
PCCARV30	8B	20
PCCARV31	8B	10
PCCARV32	8B	8
PCCARV33	8B	4
PCCARV34	8B	2
PCCARV88	3C	
PCCARV9A	6C	
PCCARV9B	70	
PCCARV9C	74	
PCCARV9D	78	
PCCARV9E	7C	
PCCARV91	4A	
PCCARV92	4C	
PCCARV93	50	
PCCARV94	54	
PCCARV95	58	
PCCARV96	5C	
PCCARV97	60	
PCCARV98	64	
PCCARV99	68	
PCCAR101	178	10
PCCAR102	178	8
PCCAR180	180	0
PCCASERF	8A	80
PCCASERL	88	40
PCCASERP	89	80
PCCASLIH	28	0
PCCASMCH	21	80
PCCASMFA	179	80

Table 714. Cross Reference for PCCA (continued)

Name	Offset	Hex Tag
PCCASTCP	84	2
PCCASTPI	2C	0
PCCASUP	178	4
PCCASWTH	84	80
PCCASYNC	80	40
PCCATMFL	80	0
PCCATMST	80	
PCCATODE	81	0
PCCATQEP	14	
PCCATRDA	38	
PCCATRFL	3A	
PCCATRW1	38	
PCCAVKIL	80	20
PCCAXSLF	30	0
PCCAZIIP	178	4

## PCCAVT information

### PCCAVT programming interface information

PCCAVT is a programming interface.

### PCCAVT heading information

<b>Common name:</b>	Physical Configuration Communication Area Vector Table
<b>Macro ID:</b>	IHAPCCAT
<b>DSECT name:</b>	PCCAVT
<b>Owning component:</b>	MP reconfiguration (SC1CZ)
<b>Eye-catcher ID:</b>	NONE
<b>Storage attributes:</b>	Subpool: 245 Key: 0
<b>Size:</b>	CVTMAXMP+1 PCCAT00P Entries
<b>Created by:</b>	IEAVNIPO
<b>Pointed to by:</b>	CVTPCCAT field of the CVT data area.
<b>Serialization:</b>	Disablement for external interrupts
<b>Function:</b>	Contains the address of a PCCA for each CPU.

## PCCAVT mapping

Table 715. Structure PCCAVT

Offset Dec	Offset Hex	Type	Len	Name(Dim)	Description
0	(0)	STRUCTURE	0	PCCAVT	
0	(0)	ADDRESS	4	PCCAT00P	- ADDRESS OF PCCA FOR CPU 0. There are CVTMAXMP+1 entries. Do not reference entries beyond CVTMAXMP+1.
4	(4)	ADDRESS	4	PCCAT01P	- ADDRESS OF PCCA FOR CPU 1
8	(8)	ADDRESS	4	PCCAT02P	- ADDRESS OF PCCA FOR CPU 2
12	(C)	ADDRESS	4	PCCAT03P	- ADDRESS OF PCCA FOR CPU 3
16	(10)	ADDRESS	4	PCCAT04P	- ADDRESS OF PCCA FOR CPU 4
20	(14)	ADDRESS	4	PCCAT05P	- ADDRESS OF PCCA FOR CPU 5
24	(18)	ADDRESS	4	PCCAT06P	- ADDRESS OF PCCA FOR CPU 6
28	(1C)	ADDRESS	4	PCCAT07P	- ADDRESS OF PCCA FOR CPU 7
32	(20)	ADDRESS	4	PCCAT08P	- ADDRESS OF PCCA FOR CPU 8
36	(24)	ADDRESS	4	PCCAT09P	- ADDRESS OF PCCA FOR CPU 9
40	(28)	ADDRESS	4	PCCAT10P	- ADDRESS OF PCCA FOR CPU 10
44	(2C)	ADDRESS	4	PCCAT11P	- ADDRESS OF PCCA FOR CPU 11
48	(30)	ADDRESS	4	PCCAT12P	- ADDRESS OF PCCA FOR CPU 12
52	(34)	ADDRESS	4	PCCAT13P	- ADDRESS OF PCCA FOR CPU 13
56	(38)	ADDRESS	4	PCCAT14P	- ADDRESS OF PCCA FOR CPU 14
60	(3C)	ADDRESS	4	PCCAT15P	- ADDRESS OF PCCA FOR CPU 15
64	(40)	ADDRESS	4	PCCAT16_31P(16)	- ADDRESS OF PCCAs for CPUs 16-31
128	(80)	ADDRESS	4	PCCAT32_63P(32)	- ADDRESS OF PCCAs for CPUs 32-63
256	(100)	ADDRESS	4	PCCAT64_127P(64)	- ADDRESS OF PCCAs for CPUS 64-127
256	(100)	X'200'	0	PCCATEND	"*" END OF PCCAT. There are CVTMAXMP+1 entries. Do not reference entries beyond CVTMAXMP+1

Table 716. Cross Reference for PCCAVT

Name	Offset	Hex Tag
PCCATEND	100	200
PCCAT00P	0	
PCCAT01P	4	
PCCAT02P	8	
PCCAT03P	C	
PCCAT04P	10	
PCCAT05P	14	
PCCAT06P	18	
PCCAT07P	1C	
PCCAT08P	20	
PCCAT09P	24	
PCCAT10P	28	
PCCAT11P	2C	
PCCAT12P	30	
PCCAT13P	34	

Table 716. Cross Reference for PCCAVT (continued)

Name	Offset	Hex Tag
PCCAT14P	38	
PCCAT15P	3C	
PCCAT16_31P	40	
PCCAT32_63P	80	
PCCAT64_127P	100	
PCCAVT	0	

## PCCW information

### PCCW heading information

<b>Common name:</b>	ASM Paging Channel Command Work Area
<b>Macro ID:</b>	ILRPCCW
<b>DSECT name:</b>	PCCW
<b>Owning component:</b>	Auxiliary Storage Manager (SC1CW)
<b>Eye-catcher ID:</b>	PCCW Offset: 0 Length: 4
<b>Storage attributes:</b>	Subpool: 245 Key: 0 Residency: Above 16M
<b>Size:</b>	128 bytes
<b>Created by:</b>	ILROPS00
<b>Pointed to by:</b>	IORPCCW field of the IORB data area PCCWPCCW field of the PCCW data area ASMPCCWQ field of the ASMT data area
<b>Serialization:</b>	The PCCW is serialized by the PCCW available queue. The PCCW is kept on an available queue and removed when needed.
<b>Function:</b>	PCCW describes the string of channel command words which are passed by the I/O supervisor to the channel for I/O processing of a page.

### PCCW mapping

Table 717. Structure PCCW

Offset Dec	Offset Hex	Type	Len	Name (Dim)	Description
0	(0)	STRUCTURE	128	PCCW	Paging Channel Command Workarea
0	(0)	CHARACTER	4	PCCWID	PCCW identifier 'PCCW'
4	(4)	UNSIGNED	1	PCCWSECT	Sector for Set Sector CCW
5	(5)	CHARACTER	1	PCCWFLGS	Internal flags
	1... ....			PCCWFERR	X'80' = I/O error



Table 717. Structure PCCW (continued)

Offset Dec	Offset Hex	Type	Len	Name(Dim)	Description
		.1.. ....		PCCWINIO	X'40' = This PCCW reserved for input I/O
		..11 1111		*	Reserved
6	(6)	CHARACTER	2	PCCWRSV1	Reserved
8	(8)	ADDRESS	4	PCCWPCCW	Next PCCW address
12	(C)	ADDRESS	4	PCCWAIA	Associated AIA address
16	(10)	ADDRESS	4	PCCWIORB	IORB address
20	(14)	ADDRESS	4	PCCWREAL	Real address of this PCCW
24	(18)	CHARACTER	8	PCCWIDAW	Extended IDAW for 64-bit I/O. Only used when running in ESAME mode.
32	(20)	CHARACTER	24	PCCWRSV3	Reserved - used by extended CKD format, not by this format
56	(38)	CHARACTER	8	PCCWCHHR	Full seek address - MBBCCHHR
56	(38)	CHARACTER	1	PCCWM	Extent number
57	(39)	CHARACTER	2	PCCWBB	Bin number
59	(3B)	CHARACTER	2	PCCWCC	Cylinder number
61	(3D)	CHARACTER	2	PCCWHH	Track (head) number
63	(3F)	CHARACTER	1	PCCWR	Record number
64	(40)	CHARACTER	8	PCCWSEEK	Seek CCW
64	(40)	CHARACTER	1	PCCWSK	Seek opcode
65	(41)	CHARACTER	1	PCCWSKFG	Seek flags
66	(42)	CHARACTER	2	PCCWSKCT	Seek count
68	(44)	ADDRESS	4	PCCWSKAD	Seek CCW address
72	(48)	CHARACTER	8	PCCWSSEC	Set Sector CCW
72	(48)	CHARACTER	1	PCCWSS	Set Sector opcode
73	(49)	CHARACTER	1	PCCWSSFG	Set Sector flags
74	(4A)	CHARACTER	2	PCCWSSCT	Set Sector count
76	(4C)	ADDRESS	4	PCCWSSAD	Set Sector CCW address
80	(50)	CHARACTER	8	PCCWSRCH	Search ID Equal CCW
80	(50)	CHARACTER	1	PCCWSIDE	Search ID Equal opcode
81	(51)	CHARACTER	1	PCCWSIFG	Search ID Equal flags
82	(52)	CHARACTER	2	PCCWSICT	Search ID Equal count
84	(54)	ADDRESS	4	PCCWSIAD	Search ID Equal CCW address
88	(58)	CHARACTER	8	PCCWTIC	TIC CCW
88	(58)	CHARACTER	1	PCCWT	TIC opcode
89	(59)	CHARACTER	1	PCCWTFG	TIC flags
90	(5A)	CHARACTER	2	PCCWTCT	TIC count
92	(5C)	ADDRESS	4	PCCWTAD	TIC CCW address
96	(60)	CHARACTER	8	PCCWRW	Read/write CCW
96	(60)	CHARACTER	1	PCCWRDWT	Read/Write opcode
97	(61)	CHARACTER	1	PCCWRWFG	Read/Write flags
98	(62)	CHARACTER	2	PCCWCNT	Read/Write count
100	(64)	ADDRESS	4	PCCWADDR	Read/Write CCW address
104	(68)	CHARACTER	8	PCCWNOP	NOP (or TIC) CCW
104	(68)	CHARACTER	1	PCCWN	NOP opcode
105	(69)	CHARACTER	1	PCCWNFG	NOP flags

Table 717. Structure PCCW (continued)

Offset Dec	Offset Hex	Type	Len	Name(Dim)	Description
106	(6A)	CHARACTER	2	PCCWNCT	NOP count
108	(6C)	ADDRESS	4	PCCWNAD	NOP CCW address
112	(70)	CHARACTER	10	PCCWSPPD	Set Paging Parameters data
112	(70)	CHARACTER	1	PCCWSPFL	Set Paging Parameters flag byte
		1... ....		PCCWSPSQ	Sequential flag
		.1... ....		PCCWSPR1	Read once flag
113	(71)	CHARACTER	1	PCCWSPBC	Set Paging Parameters block count. Used when sequential flag is set, otherwise is zero.
114	(72)	CHARACTER	2	PCCWSPCA	Set Paging Parameters base cylinder address (always zero)
116	(74)	CHARACTER	2	PCCWRSV4	Reserved
118	(76)	CHARACTER	4	PCCWSPSK	Set Paging Parameters seek address
122	(7A)	CHARACTER	6	PCCWRSVD	Reserved
128	(80)	CHARACTER	0	*	

Table 718. Structure PCCWECKD

Offset Dec	Offset Hex	Type	Len	Name(Dim)	Description
32	(20)	STRUCTURE	64	PCCWECKD	PCCW for extended architecture
32	(20)	CHARACTER	32	PCCWDEFD	Define Extent data
32	(20)	CHARACTER	1	PCCWDMSK	Define Extent mask byte
33	(21)	CHARACTER	1	PCCWDATR	Define Extent attribute byte
34	(22)	UNSIGNED	2	PCCWDSZ	Define Extent record size
36	(24)	CHARACTER	3	PCCWDRSV	Reserved
39	(27)	CHARACTER	1	PCCWGAEX	Global attributes extended byte
		1111 11..		*	Unused
		.... ..1.		PCCWEP	Extended parameter
		.... ..1		*	Reserved
40	(28)	CHARACTER	4	PCCWCCHB	Beginning CCHH of Define Extent
44	(2C)	CHARACTER	4	PCCWCCHC	Ending CCHH of Define Extent
48	(30)	CHARACTER	9	*	Unused portion of DX
57	(39)	CHARACTER	1	PCCWIOP	I/O priority
58	(3A)	CHARACTER	6	*	Unused portion of DX
64	(40)	CHARACTER	16	PCCWLOCD	Locate Record data
64	(40)	CHARACTER	1	PCCWLOPB	Locate Record operation byte
65	(41)	CHARACTER	1	PCCWLAUX	Locate Record auxiliary byte
66	(42)	UNSIGNED	2	PCCWLREC	Number of records
68	(44)	CHARACTER	4	PCCWLSEK	Seek address
72	(48)	CHARACTER	5	PCCWLSRC	Search argument
77	(4D)	CHARACTER	1	PCCWLSEC	Sector number
78	(4E)	UNSIGNED	2	PCCWLTRN	Transfer length factor
80	(50)	CHARACTER	8	PCCWDEFE	Define Extent CCW
80	(50)	CHARACTER	1	PCCWDEOP	Define Extent opcode
81	(51)	CHARACTER	1	PCCWDEFG	Define Extent flag
82	(52)	UNSIGNED	2	PCCWDECT	Define Extent count
84	(54)	ADDRESS	4	PCCWDEAD	Define Extent data address

Table 718. Structure PCCWECKD (continued)

Offset Dec	Offset Hex	Type	Len	Name (Dim)	Description
88	(58)	CHARACTER	8	PCCWLOCR	Locate Record CCW
88	(58)	CHARACTER	1	PCCWLROP	Locate Record opcode
89	(59)	CHARACTER	1	PCCWLRFQ	Locate Record flag
90	(5A)	CHARACTER	2	PCCWLRCT	Locate Record count
92	(5C)	ADDRESS	4	PCCWLRAD	Locate Record data address

Table 719. Structure PCCWSETP

Offset Dec	Offset Hex	Type	Len	Name (Dim)	Description
64	(40)	STRUCTURE	8	PCCWSETP	Set Paging Parameters CCW
64	(40)	CHARACTER	1	PCCWSPOP	Set Paging Parameters opcode
65	(41)	CHARACTER	1	PCCWSPFG	Set Paging Parameters flag
66	(42)	CHARACTER	2	PCCWSPCT	Set Paging Parameters count
68	(44)	ADDRESS	4	PCCWSPAD	Set Paging Parameters address

Table 720. Cross Reference for PCCW

Name	Offset	Hex Tag
PCCW	0	
PCCWADDR	64	
PCCWAIA	C	
PCCWBB	39	
PCCWCC	3B	
PCCWCCHB	28	
PCCWCCHC	2C	
PCCWCHHR	38	
PCCWCNT	62	
PCCWDATR	21	
PCCWDEAD	54	
PCCWDECT	52	
PCCWDEFD	20	
PCCWDEFE	50	
PCCWDEFG	51	
PCCWDEOP	50	
PCCWDMSK	20	
PCCWDRSV	24	
PCCWDSZ	22	
PCCWECKD	20	
PCCWEP	27	02
PCCWFERR	5	80
PCCWFLGS	5	
PCCWGAEX	27	

Table 720. Cross Reference for PCCW (continued)

Name	Offset	Hex Tag
PCCWHH	3D	
PCCWID	0	
PCCWIDAW	18	
PCCWINIO	5	40
PCCWIOP	39	
PCCWIORB	10	
PCCWLAUX	41	
PCCWLOCD	40	
PCCWLOCR	58	
PCCWLOPB	40	
PCCWLRAD	5C	
PCCWLRCT	5A	
PCCWLREC	42	
PCCWLRFG	59	
PCCWLROP	58	
PCCWLSEC	4D	
PCCWLSEK	44	
PCCWLSRC	48	
PCCWLTRN	4E	
PCCWM	38	
PCCWN	68	
PCCWNAD	6C	
PCCWNCT	6A	
PCCWNFG	69	
PCCWNOP	68	
PCCWPCCW	8	
PCCWR	3F	
PCCWRDWT	60	
PCCWREAL	14	
PCCWRSVD	7A	
PCCWRSV1	6	
PCCWRSV3	20	
PCCWRSV4	74	
PCCWRW	60	
PCCWRWFG	61	
PCCWSECT	4	
PCCWSEEK	40	
PCCWSETP	40	
PCCWSIAD	54	

Table 720. Cross Reference for PCCW (continued)

Name	Offset	Hex Tag
PCCWSICT	52	
PCCWSIDE	50	
PCCWSIFG	51	
PCCWSK	40	
PCCWSKAD	44	
PCCWSKCT	42	
PCCWSKFG	41	
PCCWSPAD	44	
PCCWSPBC	71	
PCCWSPCA	72	
PCCWSPCT	42	
PCCWSPFG	41	
PCCWSPFL	70	
PCCWSPOP	40	
PCCWSPPD	70	
PCCWSPR1	70	40
PCCWSPSK	76	
PCCWSPSQ	70	80
PCCWSRCH	50	
PCCWSS	48	
PCCWSSAD	4C	
PCCWSSCT	4A	
PCCWSSEC	48	
PCCWSSFG	49	
PCCWT	58	
PCCWTAD	5C	
PCCWTCT	5A	
PCCWTFG	59	
PCCWTIC	58	

## PCDPARMS information

### PCDPARMS heading information

<b>Common name:</b>	PCDALT Parameter list (PCDPARMS)
<b>Macro ID:</b>	IEFZB459
<b>DSECT name:</b>	PCDPARMS
<b>Owning component:</b>	Allocation (SC1B4)
<b>Eye-catcher ID:</b>	None

**Storage attributes:** Subpool: 230  
Key: 1

**Size:** 72 bytes

**Created by:** IEFHB4I1, IEFAB4E6.

**Pointed to by:** JESPCDP field of the JESCT structure (IEFJESCT).  
PCDPARMP field in IEFAB4E6 dynamic area.

**Serialization:** None

**Function:** Provides a symbolic mapping of the parameter list and the automatic data area to be passed to IEFHB410 via the PCDALT macro.

## PCDPARMS mapping

Table 721. Structure PCDPARMS

Offset Dec	Offset Hex	Type	Len	Name (Dim)	Description
0	(0)	STRUCTURE	72	PCDPARMS	PCDALT PARMLIST
0	(0)	CHARACTER	24	PCDINPUT	INPUT TO DALT MANAGER
0	(0)	UNSIGNED	2	PCDUNIT1	Unit address, swap-from unit when PCDDSWAP set
2	(2)	UNSIGNED	2	PCDUNIT2	Swap-to unit for DDR swap
4	(4)	UNSIGNED	2	PCDASID	CURRENT ASID
6	(6)	SIGNED	2	PCDCOUNT	UPDATE VALUE
8	(8)	UNSIGNED	2	PCDFCODE	Function code
	1... ....			PCDUDALT	UPDATE DALTUSE COUNT
	.1.. ....			PCDCNT	GET TOTAL DALTUSE FOR UNIT
	..1. ....			PCDCNTA	GET DALTUSE FOR THIS UNIT/ASID
	...1 ....			PCDCDALT	CLEAR DALT
	.... 1...			PCDDSWAP	Swap DALTs for DDR swap
8	(8)	BITSTRING	1	PCDRSV00	Reserved
10	(A)	CHARACTER	2	PCDRSV01	RESERVED
12	(C)	UNSIGNED	4	PCDRCNT	TOTAL DALTUSE FOR UNIT
16	(10)	UNSIGNED	4	PCDRCNTA	TOTAL DALTUSE FOR UNIT/ASID
20	(14)	CHARACTER	4	PCDRSV02	RESERVED
24	(18)	CHARACTER	48	PCDAUTO	AUTOMATIC DATA AREA

Table 722. Cross Reference for PCDPARMS

Name	Offset	Hex Tag
PCDASID	4	
PCDAUTO	18	
PCDCDALT	8	10
PCDCNT	8	40
PCDCNTA	8	20
PCDCOUNT	6	
PCDDSWAP	8	08

Table 722. Cross Reference for PCDPARMS (continued)

Name	Offset	Hex Tag
PCDFCODE	8	
PCDINPUT	0	
PCDPARMS	0	
PCDRCNT	C	
PCDRCNTA	10	
PCDRSV00	8	
PCDRSV01	A	
PCDRSV02	14	
PCDUDALT	8	80
PCDUNIT1	0	
PCDUNIT2	2	

## PCRA information

### PCRA heading information

<b>Common name:</b>	Program Call Recovery Area
<b>Macro ID:</b>	IHAPCRA
<b>DSECT name:</b>	PCRA
<b>Owning component:</b>	PC/AUTH (SCXMS)
<b>Eye-catcher ID:</b>	None
<b>Storage attributes:</b>	Subpool: None Key: 0
<b>Size:</b>	24 bytes
<b>Created by:</b>	PC/Auth service routines issuing SETFRR
<b>Pointed to by:</b>	PCRAPTR in each PC/Auth service routine, PCRAMAIN
<b>Serialization:</b>	Serialized (input) by the PC/Auth local lock. Accessible only when the PC/Auth recovery environment exists.
<b>Function:</b>	Describes the FRR parameter area returned by the SETFRR macro (as used by the Program Call/Authorization services).

### PCRA mapping

Table 723. Structure PCRA

Offset Dec	Offset Hex	Type	Len	Name (Dim)	Description
0	(0)	STRUCTURE	24	PCRA	MAPS THE 6 WORD FRR PARAMETER AREA RETURNED BY SETFRR. USED BY PC/AUTH SERVICES AND THEIR FRR.
0	(0)	UNSIGNED	2	PCRAEERC	ENVIRONMENTAL ERROR REASON CODE
0	(0)	UNSIGNED	1	PCRASERV	ONE BYTE IDENTIFIER OF THE SERVICE ROUTINE IN CONTROL. SEE CONSTANTS THAT FOLLOW.

Table 723. Structure PCRA (continued)

Offset Dec	Offset Hex	Type	Len	Name(Dim)	Description
.   1 - LXRES LINKAGE INDEX RESERVE   2 - LXFRE LINKAGE INDEX FREE   3 - ETCRE ENTRY TABLE CREATE   4 - ETDES ENTRY TABLE DESTROY   5 - ETCOM ENTRY TABLE CONNECT   6 - ETDIS ENTRY TABLE DISCONNECT   7 - AXRES AUTHORIZATION INDEX RESERVE   8 - AXFRE AUTHORIZATION INDEX FREE   9 - AXEXT AUTHORIZATION INDEX EXTRACT   A - AXSET AUTHORIZATION INDEX SET   B - ATSET AUTHORIZATION TABLE SET   C - PCARM PC/AUTH RESOURCE MANAGER   D - XPCR PC/AUTH FRR FINDS PCRASERV INVALID   E-10 - AVAILABLE FOR FUTURE USAGE   11-13 - USED BY PCLINK - (UNAVAILABLE)   14 - USED BY IEAVXMAS (UNAVAILABLE)					
1	(1)	UNSIGNED	1	PCRAREAS	ABEND REASON CODE. CODES COMMON TO ALL SERVICES FOLLOW.
.   00 - UNEXPECTED ERROR.   01 - GETMAIN FOR DYNAMIC WORKAREA   (XMDDASP SUBPOOL) FAILED.   02 - GETMAIN FOR SQA (S.P 245) FAILED.   03 - GETMAIN FOR PC/AUTH LSQA (S.P. 255) FAILED.   05 - GETMAIN FOR PC/AUTH PAGEABLE STORAGE   (XMDPSP SUBPOOL) FAILED.   06 - FREEMAIN FOR SQA (S.P 245) FAILED.   07 - FREEMAIN FOR PC/AUTH LSQA (S.P. 255) FAILED.   09 - FREEMAIN FOR PC/AUTH PAGEABLE STORAGE   (XMDPSP SUBPOOL) FAILED.   0A - FREEMAIN FOR DYNAMIC WORKAREA   (XMDDASP SUBPOOL) FAILED.   97 - UNEXPECTED ERROR.   98 - PC/AUTH SERVCIES ARE INOPERABLE   (SVTXMSOP HAS BEEN TURNED OFF).   99 - PC/AUTH CONTROL BLOCK DAMAGE DETECTED.					
2	(2)	BITSTRING	1	*	FIRST FLAG BYTE
		1... ....		PCRARSB1	RESERVED
		.1.. ....		PCRACML	PC/AUTH LOCAL LOCK HELD
		..1. ....		PCRACMS	CMS LOCK HELD
		...1 ....		PCRAKCM	CALLER HELD PC/AUTH LOCAL LOCK (THEREFORE, DONT RELEASE IT)
		.... 1...		PCRACLUP	SERVICE ROUTINE'S FRR CLEANUP EXIT INVOCATION IS REQUESTED
		.... .1..		PCRARCUR	RETRY RECURSION INDICATOR
		.... ..1.		PCRAFRR	FRR WAS ENTERED AS AN FRR
		.... ...1		PCRARMGR	FRR ENTERED AS RESOURCE MGR
3	(3)	BITSTRING	1	*	SECOND FLAG BYTE
		1... ....		PCRA1ST	THIS PCRA IS FOR 1ST LEVEL FRR
		.1.. ....		PCRA2ND	THIS PCRA IS FOR 2ND LEVEL FRR (THIS IS THE MAIN PCRA)
		..1. ....		PCRANTH	THIS PCRA IS FOR NTH LEVEL FRR
		...1 ....		PCRAPER	PERCOLATE TO CALLER FLAG
		.... 1...		PCRAREC2	IEAVXPCR RECURSION FLAG
		.... .1..		PCRAFRRG	FRR GETMAIN IN PROGRESS
		.... ..1.		PCRADUMP	AN SDUMP HAS BEEN REQUESTED
		.... ...1		PCRARSB2	RESERVED
4	(4)	ADDRESS	4	PCRASTTK	PCLINK STACK TOKEN
8	(8)	ADDRESS	4	PCRASV1	RESERVED WORD (3RD WORD)
12	(C)	UNSIGNED	1	PCRAFOOT	PRIMARY FRR FOOTPRINT
13	(D)	BITSTRING	1	PCRASV2	RESERVED



Table 723. Structure PCRA (continued)

Offset Dec	Offset Hex	Type	Len	Name (Dim)	Description
14	(E)	SIGNED	2	PCRARSV3	RESERVED
16	(10)	ADDRESS	4	PCRARRDA	FRR DYNAMIC DATA AREA ADDRESS
20	(14)	ADDRESS	4	PCRASRRA	ADDRESS OF SERVICE ROUTINE RECOVERY AREA (VALID ONLY FOR THE MAIN PCRA ASSOCIATED WITH THE 2ND LEVEL FRR).
20	(14)	ADDRESS	4	PCRAMAIN	ADDRESS OF MAIN PCRA (VALID FOR A PCRA ASSOCIATED WITH THE 1ST OR AN NTH LEVEL FRR).

Table 724. Constants for PCRA

Len	Type	Value	Name	Description
THE FOLLOWING CONSTANTS ARE SET IN PCRASERV TO ENABLE THE FRR TO DETERMINE WHICH SERVICE ROUTINE IS IN CONTROL.				
1	DECIMAL	1	LXRES	LINKAGE INDEX RESERVE
1	DECIMAL	2	LXFRE	LINKAGE INDEX FREE
1	DECIMAL	3	ETCRE	ENTRY TABLE CREATE
1	DECIMAL	4	ETDES	ENTRY TABLE DESTROY
1	DECIMAL	5	ETCON	ENTRY TABLE CONNECT
1	DECIMAL	6	ETDIS	ENTRY TABLE DISCONNECT
1	DECIMAL	7	AXRES	AUTHORIZATION INDEX RESERVE
1	DECIMAL	8	AXFRE	AUTHORIZATION INDEX FREE
1	DECIMAL	9	AXEXT	AUTHORIZATION INDEX EXTRACT
1	DECIMAL	10	AXSET	AUTHORIZATION INDEX SET
1	DECIMAL	11	ATSET	AUTHORIZATION TABLE SET
1	DECIMAL	12	PCARM	PC/AUTH RESOURCE MANAGER
1	DECIMAL	13	XPCR	PC/AUTH FRR (USED WHEN FRR FINDS PCRASERV INVALID)
THE FOLLOWING CONSTANTS DEFINE THE 053 ABEND REASON CODES WHICH ARE COMMON TO ALL PC/AUTH SERVICES.				
1	DECIMAL	1	PCRAGM01	GETMAIN FOR DYNAMIC WORKAREA (XMDDASP SUBPOOL).
1	DECIMAL	10	PCRAFM01	FREEMAIN FOR DYNAMIC WORKAREA (XMDDASP SUBPOOL).
1	DECIMAL	2	PCRAGM02	GETMAIN FOR SQA (SP 245).
1	DECIMAL	6	PCRAFM02	FREEMAIN FOR SQA (SP 245).
1	DECIMAL	3	PCRAGM03	GETMAIN FOR PC/AUTH LSQA (SP 255).
1	DECIMAL	7	PCRAFM03	FREEMAIN FOR PC/AUTH LSQA (SP 255).
1	DECIMAL	5	PCRAGM05	GETMAIN FOR PC/AUTH PAGEABLE STORAGE (XMDPSP SUBPOOL).
1	DECIMAL	9	PCRAFM05	FREEMAIN FOR PC/AUTH PAGEABLE STORAGE (XMDPSP SUBPOOL).
1	HEX	97	PCRAUNEX	UNEXPECTED ERROR.
1	HEX	98	PCRAINOP	PC/AUTH SERVICES ARE INOPERABLE (SVTXMSOP IS OFF).
1	HEX	99	PCRADAMG	PC/AUTH CONTROL BLOCK DAMAGE WAS DETECTED.

Table 725. Cross Reference for PCRA

Name	Offset	Hex Tag
PCRA	0	
PCRACLUP	2	08
PCRACML	2	40
PCRACMS	2	20
PCRADUMP	3	02
PCRAEERC	0	
PCRAFOOT	C	
PCRAFRRE	2	02
PCRAFRRG	3	04
PCRAKCML	2	10
PCRAMAIN	14	
PCRANTH	3	20
PCRAPERC	3	10
PCRARCUR	2	04
PCRAREAS	1	
PCRAREC2	3	08
PCRARMGR	2	01
PCRARRDA	10	
PCRARSB1	2	80
PCRARSB2	3	01
PCRARSV1	8	
PCRARSV2	D	
PCRARSV3	E	
PCRASERV	0	
PCRASRRA	14	
PCRASTTK	4	
PCRA1ST	3	80
PCRA2ND	3	40

## PCT information

### PCT heading information

<b>Common name:</b>	ASM Performance Characteristics Table
<b>Macro ID:</b>	ILRPCT
<b>DSECT name:</b>	PCT
<b>Owning component:</b>	Auxiliary Storage Manager (SC1CW)

**Eye-catcher ID:** PCT  
Offset: 0  
Length: 4

**Storage attributes:** Virtual Storage: YES  
Subpool: 245  
Key: 0  
Data Space: NO  
Residency: Above 16 Megabytes virtual

**Size:** 40 bytes plus a variable number of bytes dependent on the data set size

**Created by:** ILRASRIM, ILRPGEXP

**Pointed to by:** PARTPCTQ field of the PART data area  
PCTNEXT field of the PCT data area  
PAREPCTP field of the PARTE data area

**Serialization:** None

**Function:** The PCT provides a single location for device-dependent information used by ASM. One PCT exists for each type of device supported by ASM.

## PCT mapping

Table 726. Structure PCT

Offset Dec	Offset Hex	Type	Len	Name (Dim)	Description
0	(0)	STRUCTURE	*	PCT	Performance Characteristics Table
0	(0)	CHARACTER	4	PCTID	'PCT ' identifier
4	(4)	CHARACTER	6	PCTDTYPE	Device type (EBCDIC)
10	(A)	CHARACTER	2	PCTRSV3	Reserved
12	(C)	CHARACTER	2	PCTDTPX	Device type
14	(E)	SIGNED	2	PCTCYLSZ	Slots per cylinder
16	(10)	ADDRESS	4	PCTNEXT	Address of next PCT in the PART PCT queue.
20	(14)	CHARACTER	4	PCTDMASK	Mask to preset non-existent slots
24	(18)	CHARACTER	1	PCTDUSE	Device usage code.
25	(19)	UNSIGNED	1	PCTPCCWM	PCCW multiplier
26	(1A)	UNSIGNED	1	PCTBRST	Burst size
27	(1B)	CHARACTER	3	PCTRSV1	Reserved
30	(1E)	SIGNED	2	PCTSSECN	Number of unique Set Sector values
32	(20)	SIGNED	4	PCTRQTIM	Minimum time to read or write one 4096-byte slot
36	(24)	UNSIGNED	2	PCTMAXTK	Maximum relative track position
38	(26)	UNSIGNED	2	PCTMSSB	Minimum byte variance to insert Set Sector
40	(28)	CHARACTER	*	PCTTABLE	Sector value table

Table 727. Structure PCTSECT

Offset Dec	Offset Hex	Type	Len	Name (Dim)	Description
40	(28)	STRUCTURE	8	PCTSECT(*)	Sector values

Table 727. Structure PCTSECT (continued)

Offset Dec	Offset Hex	Type	Len	Name (Dim)	Description
40	(28)	CHARACTER	1	PCTSLTNM	Relative slot number on cylinder
		1... ....		PCTFOVFL	1 = Overflow track
		.111 1111		PCTSLLOT	Slot number
41	(29)	CHARACTER	1	PCTSECNM	Sector value corresponding to slot number
42	(2A)	CHARACTER	2	PCTTRBA	Relative byte on track
44	(2C)	CHARACTER	3	PCTHHR	Head and record for this slot on the cylinder
47	(2F)	CHARACTER	1	PCTRSV2	Reserved

Table 728. Cross Reference for PCT

Name	Offset	Hex Tag
PCT	0	
PCTBRST	1A	
PCTCYLSZ	E	
PCTDMASK	14	
PCTDTYPE	4	
PCTDTYPX	C	
PCTDUSE	18	
PCTFOVFL	28	80
PCTHHR	2C	
PCTID	0	
PCTMAXTK	24	
PCTMSSB	26	
PCTNEXT	10	
PCTPCCWM	19	
PCTRQTIM	20	
PCTRSV1	1B	
PCTRSV2	2F	
PCTRSV3	A	
PCTSECNM	29	
PCTSECT	28	
PCTSLLOT	28	7F
PCTSLTNM	28	
PCTSSECN	1E	
PCTTABLE	28	
PCTTRBA	2A	

## PCTRC information

### PCTRC heading information

<b>Common name:</b>	PC/Auth Services System Trace Entry
<b>Macro ID:</b>	IHAPCTRC
<b>DSECT name:</b>	GENERAL, PCETCON, PCETCRE, PCETSET, PCAXSET, PCASEXT, PCAXFRE, PCAXRES, PCETDES, PCETDIS, PCLXFRE, PCLXRES
<b>Owning component:</b>	PC/AUTH (SCXMS)
<b>Eye-catcher ID:</b>	None
<b>Storage attributes:</b>	Subpool: 0 Key: 0 Residency: PC/AUTH private area
<b>Size:</b>	20 bytes per entry
<b>Created by:</b>	IEAVXECO (ETCON) IEAVXECR (ETCRE) IEAVXEDE (ETDES) IEAVXEDI (ETDIS) IEAVXLFR (LXFRE) IEAVXLRE (LXRES) IEAVXRFE (AXTEX, AXFRE, AND AXRES) IEAVXSET (ATSET AND AXSET)
<b>Pointed to by:</b>	None
<b>Serialization:</b>	None
<b>Function:</b>	Provides a template for building and documenting PC/Auth services system trace table entries. The first word in each entry appears under the heading: 'Address -' in the formatted trace table. The remaining four words appear under: Unique-1 Unique-2 Unique-3 Unique-4

### PCTRC mapping

Table 729. Structure PCETCON

Offset Dec	Offset Hex	Type	Len	Name (Dim)	Description
0	(0)	STRUCTURE	20	PCETCON	ETCON SYSTEM TRACE ENTRY TEMPLATE (SRVID=X0100)
0	(0)	ADDRESS	4	PCETCRET	ETCON CALLERS RETURN ADDRESS (ZERO TO INDICATE PC ENTERED ROUTINE)
4	(4)	SIGNED	4	PCETCNET	NUMBER OF ENTRY TABLES TO BE CONNECTED BY ETCON
8	(8)	ADDRESS	4	PCETCETA	ADDRESS OF FIRST ETIB TO BE CONNECTED BY ETCON
12	(C)	SIGNED	4	PCETCTKN	FIRST ASSIGNED LX ASSOCIATED WITH THE FIRST ENTRY TABLE
16	(10)	UNSIGNED	4	PCETCSEQ	SEQ# FOR THE FIRST ASSIGNED LX
20	(14)	CHARACTER	0	PCETCONE	END OF ETCON SYSTEM TRACE ENTRY TEMPLATE

Table 730. Structure PCETCRE

Offset Dec	Offset Hex	Type	Len	Name(Dim)	Description
0	(0)	STRUCTURE	20	PCETCRE	ETCRE SYSTEM TRACE ENTRY TEMPLATE (SRVID=X0101)
0	(0)	ADDRESS	4	PCETRRET	ETCRE CALLERS RETURN ADDRESS (ZERO TO INDICATE PC ENTERED ROUTINE)
4	(4)	SIGNED	4	PCETRETD	ENTRY TABLE DESCRIPTION OF THE ENTRY TABLE TO BE CREATED BY ETCRE
8	(8)	ADDRESS	4	PCETRTRKN	TOKEN ASSIGNED WITH THE NEW ENTRY TABLE
12	(C)	SIGNED	2	PCETRNET	NUMBER OF ENTRY TABLE DESCRIPTIONS CONTAINED IN ENTRY TABLE DESCRIPTION LIST
14	(E)	CHARACTER	6	PCETRRSV	RESERVED
20	(14)	CHARACTER	0	PCETCREE	END OF ETCRE SYSTEM TRACE ENTRY TEMPLATE

Table 731. Structure PCATSET

Offset Dec	Offset Hex	Type	Len	Name(Dim)	Description
0	(0)	STRUCTURE	21	PCATSET	ATSET SYSTEM TRACE ENTRY TEMPLATE (SRVID=X0102)
0	(0)	ADDRESS	4	PCATSRET	ATSET CALLERS RETURN ADDRESS (ZERO TO INDICATE PC ENTERED ROUTINE)
4	(4)	SIGNED	4	PCATSRG0	CONTENTS OF INPUT REG 0
4	(4)	BITSTRING	2	PCATSFLG	ATSET OPTION FLAG BYTES
4	(4)	BITSTRING	1	*	RESERVED
5	(5)	1... ....		PCATSFPT	PT OPERAND INDICATION FLAG (1-PT=YES AND 0-PT=NO)
		.1... ....		PCATSFSS	SSAR OPERAND INDICATION FLAG (1-SSAR=YES AND 0-SSAR=NO)
		..11 1111		*	RESERVED
6	(6)	SIGNED	2	PCATSAX	AX VALUE
8	(8)	CHARACTER	13	PCATSRSV	RESERVED
21	(15)	CHARACTER	0	PCATSETE	END OF ATSET SYSTEM TRACE ENTRY TEMPLATE

Table 732. Structure PCAXSET

Offset Dec	Offset Hex	Type	Len	Name(Dim)	Description
0	(0)	STRUCTURE	20	PCAXSET	AXSET SYSTEM TRACE ENTRY TEMPLATE (SRVID=X0103)
0	(0)	ADDRESS	4	PCAXSRET	AXSET CALLERS RETURN ADDRESS (ZERO TO INDICATE PC ENTERED ROUTINE)
4	(4)	SIGNED	2	PCAXSOAX	ORIGINAL AX VALUE
6	(6)	SIGNED	2	PCAXSNAX	NEW AX VALUE
8	(8)	CHARACTER	12	PCAXSRSV	RESERVED
20	(14)	CHARACTER	0	PCAXSETE	END OF AXSET SYSTEM TRACE ENTRY TEMPLATE

Table 733. Structure PCAXEXT

Offset Dec	Offset Hex	Type	Len	Name(Dim)	Description
0	(0)	STRUCTURE	20	PCAXEXT	AXEXT SYSTEM TRACE ENTRY TEMPLATE (SRVID=X0104)

Table 733. Structure PCAXEXT (continued)

Offset Dec	Offset Hex	Type	Len	Name (Dim)	Description
0	(0)	ADDRESS	4	PCAXERET	AXEXT CALLERS RETURN ADDRESS (ZERO TO INDICATE PC ENTERED ROUTINE)
4	(4)	SIGNED	4	PCAXEASD	ASID OF ADDRESS SPACE WHOSE AX IS TO BE EXTRACTED BY AXEXT
8	(8)	SIGNED	4	PCAXEAX	AX VALUE ASSOCIATED WITH INPUT ASID
12	(C)	CHARACTER	8	PCAXERSV	RESERVED
20	(14)	CHARACTER	0	PCAXEXTE	END OF AXEXT SYSTEM TRACE ENTRY TEMPLATE

Table 734. Structure PCAXFRE

Offset Dec	Offset Hex	Type	Len	Name (Dim)	Description
0	(0)	STRUCTURE	20	PCAXFRE	AXFRE SYSTEM TRACE ENTRY TEMPLATE (SRVID=X0105)
0	(0)	ADDRESS	4	PCAXFRET	AXFRE CALLERS RETURN ADDRESS (ZERO TO INDICATE PC ENTERED ROUTINE)
4	(4)	SIGNED	2	PCAXFNAX	NUMBER OF AX TO BE FREED BY AXFRE
6	(6)	SIGNED	2	PCAXFAXF	FIRST AX FREED BY AXFRE
8	(8)	CHARACTER	12	PCAXFRSV	RESERVED
20	(14)	CHARACTER	0	PCAXFREE	END OF AXFRE SYSTEM TRACE ENTRY TEMPLATE

Table 735. Structure PCAXRES

Offset Dec	Offset Hex	Type	Len	Name (Dim)	Description
0	(0)	STRUCTURE	20	PCAXRES	AXRES SYSTEM TRACE ENTRY TEMPLATE (SRVID=X0106)
0	(0)	ADDRESS	4	PCAXRRET	AXRES CALLERS RETURN ADDRESS (ZERO TO INDICATE PC ENTERED ROUTINE)
4	(4)	SIGNED	2	PCAXRNAR	NUMBER OF AX TO BE RESERVED BY AXRES
6	(6)	SIGNED	2	PCAXRAXF	FIRST AX RESERVED BY AXRES
8	(8)	CHARACTER	12	PCAXRRSV	RESERVED
20	(14)	CHARACTER	0	PCAXRESE	END OF AXRES SYSTEM TRACE ENTRY TEMPLATE

Table 736. Structure PCETDES

Offset Dec	Offset Hex	Type	Len	Name (Dim)	Description
0	(0)	STRUCTURE	20	PCETDES	ETDES SYSTEM TRACE ENTRY TEMPLATE (SRVID=X0107)
0	(0)	ADDRESS	4	PCETDRET	ETDES CALLERS RETURN ADDRESS (ZERO TO INDICATE PC ENTERED ROUTINE)
4	(4)	SIGNED	4	PCETDTKN	TOKEN ASSOCIATED WITH THE ENTRY TABLE TO BE DESTROYED BY ETDES
8	(8)	BITSTRING	1	PCETDFLG	ETDES OPTION FLAG BYTE
	1... ....			PCETDFPG	PURGE OPERAND INDICATION FLAG (1-PURGE=YES AND 0-PURGE=NO)
9	(9)	CHARACTER	11	PCETDRSV	RESERVED
20	(14)	CHARACTER	0	PCETDESE	END OF ETDES SYSTEM TRACE ENTRY TEMPLATE

Table 737. Structure PCETDIS

Offset Dec	Offset Hex	Type	Len	Name(Dim)	Description
0	(0)	STRUCTURE	20	PCETDIS	ETDIS SYSTEM TRACE ENTRY TEMPLATE (SRVID=X0108)
0	(0)	ADDRESS	4	PCETIRET	ETDIS CALLERS RETURN ADDRESS (ZERO TO INDICATE PC ENTERED ROUTINE)
4	(4)	SIGNED	4	PCETINET	NUMBER OF ENTRY TABLES TO BE DISCONNECTED BY ETDIS
8	(8)	SIGNED	4	PCETITKN	TOKEN ASSOCIATED WITH THE FIRST ENTRY TABLE TO BE DISCONNECTED BY ETDIS
12	(C)	CHARACTER	8	PCETIRSV	RESERVED
20	(14)	CHARACTER	0	PCETDISE	END OF ETDIS SYSTEM TRACE ENTRY TEMPLATE

Table 738. Structure PCLXFRE

Offset Dec	Offset Hex	Type	Len	Name(Dim)	Description
0	(0)	STRUCTURE	20	PCLXFRE	LXFRE SYSTEM TRACE ENTRY TEMPLATE (SRVID=X0109)
0	(0)	ADDRESS	4	PCLXFRET	LXFRE CALLERS RETURN ADDRESS (ZERO TO INDICATE PC ENTERED ROUTINE)
4	(4)	SIGNED	4	PCLXFNLX	NUMBER OF LX TO BE FREED BY LXFRE
8	(8)	SIGNED	4	PCLXFFLX	FIRST LX TO BE FREED BY LXFRE
12	(C)	BITSTRING	1	PCLXFFLG	LXFRE OPTION FLAG BYTE
	1... ....			PCLXFFFR	FORCE OPERAND INDICATION FLAG (1-FORCE=YES AND 0-FORCE=NO)
13	(D)	CHARACTER	7	PCLXFRSV	RESERVED
20	(14)	CHARACTER	0	PCLXFREE	END OF LXFRE SYSTEM TRACE ENTRY TEMPLATE

Table 739. Structure PCLXRES

Offset Dec	Offset Hex	Type	Len	Name(Dim)	Description
0	(0)	STRUCTURE	20	PCLXRES	LXRES SYSTEM TRACE ENTRY TEMPLATE (SRVID=X010A)
0	(0)	ADDRESS	4	PCLXRRET	LXRES CALLERS RETURN ADDRESS (ZERO TO INDICATE PC ENTERED ROUTINE)
4	(4)	SIGNED	4	PCLXRNLX	NUMBER OF LX TO BE RESERVED BY LXRES
8	(8)	SIGNED	4	PCLXRLXA	FIRST LX ASSIGNED BY LXRES
12	(C)	BITSTRING	1	PCLXRFLG	LXRES OPTION FLAG BYTE
	1... ....			PCLXRFSY	SYSTEM OPERAND INDICATION FLAG (1-SYSTEM=YES AND 0-SYSTEM=NO)
13	(D)	CHARACTER	7	PCLXRRSV	RESERVED
20	(14)	CHARACTER	0	PCLXRESE	END OF LXRES SYSTEM TRACE ENTRY TEMPLATE

Table 740. Cross Reference for PCTRC

Name	Offset	Hex	Tag
PCATSAX	6		
PCATSET	0		
PCATSETE	15		
PCATSFLG	4		
PCATSFPT	5		80



Table 740. Cross Reference for PCTRC (continued)

Name	Offset	Hex Tag
PCATSFSS	5	40
PCATSRET	0	
PCATSRG0	4	
PCATSRSV	8	
PCAXEASD	4	
PCAXEAX	8	
PCAXERET	0	
PCAXERSV	C	
PCAXEXT	0	
PCAXEXTE	14	
PCAXFAXF	6	
PCAXFNAX	4	
PCAXFRE	0	
PCAXFREE	14	
PCAXFRET	0	
PCAXFRSV	8	
PCAXRAXF	6	
PCAXRES	0	
PCAXRESE	14	
PCAXRNAR	4	
PCAXRRET	0	
PCAXRRSV	8	
PCAXSET	0	
PCAXSETE	14	
PCAXSNAX	6	
PCAXSOAX	4	
PCAXSRET	0	
PCAXSRSV	8	
PCETCETA	8	
PCETCNET	4	
PCETCON	0	
PCETCONE	14	
PCETCRE	0	
PCETCREE	14	
PCETCRET	0	
PCETCSEQ	10	
PCETCTKN	C	
PCETDES	0	
PCETDESE	14	

Table 740. Cross Reference for PCTRC (continued)

Name	Offset	Hex Tag
PCETDFLG	8	
PCETDFPG	8	80
PCETDIS	0	
PCETDISE	14	
PCETDRET	0	
PCETDRSV	9	
PCETDTKN	4	
PCETINET	4	
PCETIRET	0	
PCETIRSV	C	
PCETITKN	8	
PCETRETD	4	
PCETRNET	C	
PCETRRET	0	
PCETRRSV	E	
PCETRRTKN	8	
PCLXFFFR	C	80
PCLXFFLG	C	
PCLXFFLX	8	
PCLXFNLX	4	
PCLXFRE	0	
PCLXFREE	14	
PCLXFRET	0	
PCLXFRSV	D	
PCLXRES	0	
PCLXRESE	14	
PCLXRFLG	C	
PCLXRFSY	C	80
PCLXRLXA	8	
PCLXRNLX	4	
PCLXRRET	0	
PCLXRRSV	D	

## PEL information

### PEL programming interface information

PEL is a programming interface.

## PEL heading information

<b>Common name:</b>	GRS ENQ/DEQ/RESERVE Parameter Element List
<b>Macro ID:</b>	ISGPEL
<b>DSECT name:</b>	PEL
<b>Owning component:</b>	Global Resource Serialization (SCSDS)
<b>Eye-catcher ID:</b>	None
<b>Storage attributes:</b>	Subpool: Any valid subpool in the private or common area Key: User's key
<b>Size:</b>	12 bytes (PelBasic) + length(PelPrefix) if used + length(PelUCAAA) if ENQ with RESERVE
<b>Created by:</b>	ENQ/DEQ/RESERVE macro expansion.
<b>Pointed to by:</b>	The pointer is maintained by the user of the macro.
<b>Serialization:</b>	None
<b>Function:</b>	Contains the necessary information to process an ENQ, DEQ, or RESERVE macro request.

## PEL mapping

Table 741. Structure PEL

Offset Dec	Offset Hex	Type	Len	Name(Dim)	Description
0	(0)	STRUCTURE	0	PEL	PARAMETER ELEMENT LIST, NOTE THAT THE PEL DIVIDED INTO TWO SECTIONS - A FIXED PEL AND THE RNAME WHICH IS VARIABLE IN LENGTH.
0	(0)	CHARACTER	8	PELPREFIX(0)	PARAMETER ELEMENT PREFIX
0	(0)	ADDRESS	4	PELTCB	IF BOTH TCB AND ECB ARE CODED, CONTAINS THE TCB ADDRESS
4	(4)	ADDRESS	4	PELDUAL	PEL PREFIX WORK (TCB ADDRESS OR ECB ADDRESS)
8	(8)	CHARACTER	12	PELBASIC(0)	PARAMETER ELEMENT BASIC SECTION
8	(8)	CHARACTER	4	PELFASTPATHWORD(0)	Word to be checked to see if this Pel is a fast-path candidate
8	(8)	BITSTRING	1	PELLAST(0)	FLAG BYTE 1
	1... ....			PELEOL	"X'80'" LAST ELEMENT OF LIST
	.1.. ....			PELIGNOR	"X'40'" IGNORE REMAINING BITS OF THIS BYTE
	..1. ....			PELOCANY	"X'20'" If 1, LOC=ANY was specified on RESERVE or DEQ request. LOC=ANY must be specified when the UCB address provided by the caller is an above-the-line address and is to be treated as such by ISGGQWBI, ISGGSETU, and ISGGNQDQ.
	...1 ....			PELSHR	"X'10'" SHARED RESOURCE REQUEST
	.... 1...			PELSAVE	"X'08'" NEW-FORMAT PEL PREFIX PRECEDES FIRST PEL OF LIST. MUST BE ZERO FOR A DEQ. This flag must be set consistently in all PELs in a list to ensure desired results

Table 741. Structure PEL (continued)

Offset Dec	Offset Hex	Type	Len	Name(Dim)	Description
		.... .1..		PELNORNL	"X'04'" IF 1, RNL=NO This flag must be set consistently in all PELs in a list to ensure desired results
		.... ..1.		PELGEN2	"X'02'" IF 1, GENERIC=YES This flag must be set consistently in all PELs in a list to ensure desired results
		.... ...1		PELTCBF	"X'01'" TCB= WAS SPECIFIED. PELTCBF IS IGNORED IN THE USER PEL IF PELSAVE IS ON. THE TCB= OPERAND IS CONSIDERED TO BE PRESENT IF THE TCB FIELD OF THE NEW-FORMAT PEL-PREFIX IS NON-ZERO. This flag must be set consistently in all PELs in a list to ensure desired results
9	(9)	BITSTRING	1	PELMILEN	RNAME LENGTH
10	(A)	BITSTRING	1	PELFLAG(0)	FLAG BYTE 2
		1... ....		PELSHARE	"X'80'" 0=EXCLUSIVE, 1=SHARE
		.1.. ....		PELSCPE1	"X'40'" SEE COMMENTS BELOW
		..1. ....		PELSYSMC	"X'20'" OBSOLETE (SET/RESET SYSTEM MUST COMPLETE)
		...1 ....		PELSTPMC	"X'10'" SET/RESET STEP MUST COMPLETE SPECIFIED. This flag must be set consistently in all PELs in a list to ensure desired results
		.... 1...		PELSCPE2	"X'08'" SEE COMMENTS BELOW
		.... .1..		PELRET1	"X'04'" SEE COMMENTS BELOW
		.... ..1.		PELRET2	"X'02'" SEE COMMENTS BELOW
		.... ...1		PELRET3	"X'01'" SEE COMMENTS BELOW
PELRET1,PELRET2 AND PELRET3 These flags must be set consistently in all PELs in a list to ensure desired results 000- RET=NONE (NO RETURN CODE) 001- RET=HAVE 010- RET=CHNG 011- RET=USE 100- ECB= 101- RESERVED 110- RESERVED 111- RET=TEST PELSCPE1 AND PELSCPE2 00- STEP 01- SYSTEMS AND UCB 10- SYSTEM 11- SYSTEMS					
11	(B)	BITSTRING	1	PELRET	RETURN CODE AREA IN USER-S PEL
12	(C)	CHARACTER	8	PELMAJAMINA(0)	Field containing the QName and RName addresses
12	(C)	ADDRESS	4	PELMAJA	ADDRESS OF QNAME
16	(10)	ADDRESS	4	PELMINA	ADDRESS OF RNAME
20	(14)	ADDRESS	4	PELUCBAA	ADDRESS OF POINTER TO UCB. THIS FIELD ONLY EXISTS FOR RESERVE REQUESTS.
THE FOLLOWING DECLARES DEFINE THE REQUIRED PEL CONSTANTS					
20	(14)	X'8'	0	PELMAJSZ	"8" LENGTH OF QNAME
20	(14)	X'C'	0	PELELEM	"12" LENGTH OF A PEL ENTRY (BASIC)
20	(14)	X'18'	0	PEL_LEN	"*-PEL"

Table 742. Cross Reference for PEL

Name	Offset	Hex Tag
PEL	0	
PEL_LEN	14	18
PELBASIC	8	
PELDUAL	4	
PELELEM	14	C
PELEOL	8	80
PELFASTPATHWORD	8	
PELFLAG	A	
PELGEN2	8	2
PELIGNOR	8	40
PELLAST	8	
PELMAJA	C	
PELMAJAMINA	C	
PELMAJSZ	14	8
PELMILEN	9	
PELMINA	10	
PELNORNL	8	4
PELOCANY	8	20
PELPREFX	0	
PELRET	B	
PELRET1	A	4
PELRET2	A	2
PELRET3	A	1
PELSAVE	8	8
PELSCPE1	A	40
PELSCPE2	A	8
PELSHARE	A	80
PELSHR	8	10
PELSTPMC	A	10
PELSYSCMC	A	20
PELTCB	0	
PELTCBF	8	1
PELUCBAA	14	

## PFK information

### PFK heading information

**Common name:** PROGRAM FUNCTION KEY TABLE MAPPING

**Macro ID:** IEEVC103

**DSECT name:** PFKSTAB

**Owning component:** DIDOCS (SC1C4)

**Eye-catcher ID:** PFKT  
Offset: 0  
Length: 4

**Storage attributes:** Subpool: 230  
Key: 0  
Residency: ABOVE|BELOW 16 MEGABYTES

**Size:** PFK TABLE HEADER: 16 BYTES  
PFK TABLE: 3108 BYTES

**Created by:** IE ECB817

**Pointed to by:** BY = UCM PAGEABLE EXTENSION (UCMPPFKT)

**Serialization:** COMM TASK LOCAL LOCK

**Function:** MAPS THE PFK TABLE TO BE USED BY OPERATOR CONSOLES

## PFK mapping

Table 743. Structure PFKSTAB

Offset Dec	Offset Hex	Type	Len	Name (Dim)	Description
0	(0)	STRUCTURE	*	PFKSTAB	PFK TABLE
0	(0)	CHARACTER	16	PFKHEADR	PFK TABLE HEADER
0	(0)	CHARACTER	4	PFKACRO	ACRONYM "PFKT"
4	(4)	UNSIGNED	1	PFKVERSN	VERSION LEVEL
5	(5)	UNSIGNED	1	*	RESERVED
6	(6)	SIGNED	2	PFKTBNUM	NUMBER OF PFK TABLE DEFINITIONS
8	(8)	SIGNED	4	PFKLEN	LENGTH OF PFK TABLE
12	(C)	CHARACTER	2	PFKMEMB	SUFFIX OF PARMLIB MEMBER
14	(E)	CHARACTER	2	*	RESERVED
16	(10)	CHARACTER	12	PFKENTRY(*)	PFK TABLE ENTRIES
16	(10)	CHARACTER	8	PFKTABNM	PFK TABLE NAME
24	(18)	ADDRESS	4	PFKTABPT	PTR TO PFK TABLE DEFINITION

Table 744. Structure PFKTABLE

Offset Dec	Offset Hex	Type	Len	Name (Dim)	Description
0	(0)	STRUCTURE	3096	PFKTABLE	
0	(0)	CHARACTER	8	PFKTNAME	NAME OF PFK TABLE
8	(8)	UNSIGNED	4	PFKTLEN	LENGTH OF PFK DEFINITIONS
12	(C)	CHARACTER	8	PFKWORK	WORK AREA FOR THE K N, PFK CMD PROCESSOR
20	(14)	CHARACTER	128	PFKTAB(24)	
20	(14)	UNSIGNED	1	PFKTKEY	PFK NUMBER
21	(15)	BITSTRING	1	PFKTFLLGS	PFK FLAGS
		1... ..		PFKTDEF	PFK IS DEFINED
		.1.. ..		PFKTPROC	PFK IS BEING PROCESSED

Table 744. Structure PFKTABLE (continued)

Offset Dec	Offset Hex	Type	Len	Name(Dim)	Description
		..1. ....		PFKTCN	PFK IS CONVERSATIONAL
		...1 ....		*	RESERVED
		.... 1...		PFKTMST	PFK IS A MASTER KEY. PFKTCMD CONTAINS A LIST OF KEYS
22	(16)	CHARACTER	126	PFKTCMD	PFK COMMAND OR KEYS
3092	(C14)	CHARACTER	1	PFKTEND	END OF PFK DEFINITION
3093	(C15)	CHARACTER	3	*	ADJUST TO DOUBLE WORD BNDY

Table 745. Constants for PFK

Len	Type	Value	Name	Description
PFK TABLE CONSTANTS				
4	CHARACTER	PFKT	PFKT	PFK TABLE ACRONYM
4	DECIMAL	24	PFKTKNUM	NUMBER OF PFKS IN TABLE
4	DECIMAL	126	PFKTMXL	MAXIMUM LENGTH OF COMMAND
1	HEX	64	PFKTBEND	END OF PFK DEFINITIONS INDICATOR
1	CHARACTER	/	PFKTLEND	END OF KEY LIST INDICATOR
1	HEX	5E	PFKTLSEP	KEY LIST SEPARATOR (SEMI-COLON)
4	DECIMAL	230	PFKTSUBP	SUBPOOL FOR PFK TABLE
1	DECIMAL	1	PFKSP220	VERSION LEVEL IS MVS/XA JBB2220
1	DECIMAL	1	PFKTVRID	VERSION LEVEL - UPDATED FOR SIZE OR INCOMPATIBLE CHANGE

Table 746. Cross Reference for PFK

Name	Offset	Hex Tag
PFKACRO	0	
PFKENTRY	10	
PFKHEADR	0	
PFKLEN	8	
PFKMEMB	C	
PFKSTAB	0	
PFKTAB	14	
PFKTABLE	0	
PFKTABNM	10	
PFKTABPT	18	
PFKTBNUM	6	
PFKTCMD	16	
PFKTCN	15	20
PFKTDEF	15	80
PFKTEND	C14	
PFKTFLGS	15	
PFKTKEY	14	
PFKTLEN	8	

Table 746. Cross Reference for PFK (continued)

Name	Offset	Hex Tag
PFKTMST	15	08
PFKTNAME	0	
PFKTPROC	15	40
PFKWORK	C	
PFKVERSN	4	

## PICA information

### PICA programming interface information

PICA is a programming interface.

### PICA heading information

<b>Common name:</b>	Program Interrupt Control Area
<b>Macro ID:</b>	IHAPICA
<b>DSECT name:</b>	PICA
<b>Owning component:</b>	Recovery Termination Manager (SCRTM)
<b>Eye-catcher ID:</b>	None
<b>Storage attributes:</b>	Subpool: User Key: User
<b>Size:</b>	8 bytes
<b>Created by:</b>	A PICA is created and initialized by the executable code produced by the expansion of the SPIE macro during an assembly of the source program.
<b>Pointed to by:</b>	PIEPICA field of the PIE data area
<b>Serialization:</b>	Local Lock and Task Active mode
<b>Function:</b>	Contains: a) The program mask to be used in the PSW. b) The user SPIE exit routine address. c) The interruption mask which identifies the program check interruptions which the user SPIE exit routine will service.

### PICA mapping

Table 747. Structure PICA

Offset Dec	Offset Hex	Type	Len	Name (Dim)	Description
0	(0)	STRUCTURE	0	PICA	
0	(0)	SIGNED	4	PICAEXIT(0)	
0	(0)	BITSTRING	1	PICAPRMK	- PROGRAM MASK TO BE USED IN THE PSW - BITS 0-3 ARE ZERO; BITS 4-7 CONTAIN MASK
1	(1)	ADDRESS	3	PICEXITA	- ADDRESS OF THE USER'S PROGRAM INTER- RUPTION EXIT RTN



Table 747. Structure PICA (continued)

Offset Dec	Offset Hex	Type	Len	Name(Dim)	Description
4	(4)	SIGNED	4	PICAITMK(0)	- MASK WHICH INDICATES ON WHICH PROGRAM INTERRUPTION TYPES THE EXIT RTN IS TO BE USED - LENGTH IS 4 BYTES.
4	(4)	BITSTRING	1	PICITMK1	
		1... ....		PICAEXT	"X'80'" - AN EXTENDED PICA IS IN EFFECT
		.1.. ....		PICACD1	"X'40'" - OPERATION
		..1. ....		PICACD2	"X'20'" - PRIVILEGED OPERATION
		...1 ....		PICACD3	"X'10'" - EXECUTE
		.... 1...		PICACD4	"X'08'" - PROTECTION
		.... .1..		PICACD5	"X'04'" - ADDRESSING
		.... ..1.		PICACD6	"X'02'" - SPECIFICATION
		.... ...1		PICACD7	"X'01'" - DATA INTRPT HANDLED
5	(5)	BITSTRING	1	PICITMK2	
		1... ....		PICACD8	"X'80'" - FIXED-POINT OVERFLOW
		.1.. ....		PICACD9	"X'40'" - FIXED-POINT DIVIDE
		..1. ....		PICACD10	"X'20'" - DECIMAL OVERFLOW
		...1 ....		PICACD11	"X'10'" - DECIMAL DIVIDE
		.... 1...		PICACD12	"X'08'" - EXPONENT OVERFLOW
		.... .1..		PICACD13	"X'04'" - EXPONENT UNDERFLOW
		.... ..1.		PICACD14	"X'02'" - SIGNIFICANCE
		.... ...1		PICACD15	"X'01'" - FLOATING-POINT DIVIDE
6	(6)	BITSTRING	1	PICITMK3	
		.1.. ....		PICACD17	"X'40'" - PAGE TRANSLATION
7	(7)	BITSTRING	1	PICITMK4	

Table 748. Cross Reference for PICA

Name	Offset	Hex	Tag
PICA	0		
PICACD1	4		40
PICACD10	5		20
PICACD11	5		10
PICACD12	5		8
PICACD13	5		4
PICACD14	5		2
PICACD15	5		1
PICACD17	6		40
PICACD2	4		20
PICACD3	4		10
PICACD4	4		8
PICACD5	4		4
PICACD6	4		2
PICACD7	4		1

Table 748. Cross Reference for PICA (continued)

Name	Offset	Hex Tag
PICACD8	5	80
PICACD9	5	40
PICAEXIT	0	
PICAEXT	4	80
PICAITMK	4	
PICAPRMK	0	
PICEXITA	1	
PICITMK1	4	
PICITMK2	5	
PICITMK3	6	
PICITMK4	7	

## PIE information

### PIE programming interface information

PIE is a programming interface.

### PIE heading information

<b>Common name:</b>	Program Interruption Element
<b>Macro ID:</b>	IHAPIE
<b>DSECT name:</b>	PIE
<b>Owning component:</b>	Recovery Termination Manager (SCRTM)
<b>Eye-catcher ID:</b>	None
<b>Storage attributes:</b>	Subpool: 130 or 250 Key: TCB Key
<b>Size:</b>	32 bytes
<b>Created by:</b>	IEAVTESP
<b>Pointed to by:</b>	Register 1 upon entry to a SPIE exit routine. Also can be found via the TCBPIE field of the IKJTCTB data area.
<b>Serialization:</b>	Task Active
<b>Function:</b>	The PIE is used to pass program interruption information to a SPIE exit routine.

### PIE mapping

Table 749. Structure PIE

Offset Dec	Offset Hex	Type	Len	Name (Dim)	Description
0	(0)	STRUCTURE	0	PIE	
0	(0)	X'80'	0	BIT0	"128"

Table 749. Structure PIE (continued)

Offset Dec	Offset Hex	Type	Len	Name(Dim)	Description
0	(0)	X'40'	0	BIT1	"64"
0	(0)	X'20'	0	BIT2	"32"
0	(0)	X'10'	0	BIT3	"16"
0	(0)	X'8'	0	BIT4	"8"
0	(0)	X'4'	0	BIT5	"4"
0	(0)	X'2'	0	BIT6	"2"
0	(0)	X'1'	0	BIT7	"1"
0	(0)	SIGNED	4	PIEPICA(0)	- ADDRESS OF THE CURRENT PICA
0	(0)	BITSTRING	1	PIEFLGS	- FLAG BYTE
		1... ..		PIENOP1	"BIT0" - IF ONE, INDICATES THAT THE TASK CANNOT ACCEPT FURTHER PI'S
1	(1)	ADDRESS	3	PIEPICAA	- ADDRESS OF THE CURRENT PICA
4	(4)	CHARACTER	8	PIEPSW	- BC MODE PSW STORED AT PROGRAM INTERRUPT TIME @P1C
12	(C)	SIGNED	4	PIEGR14	- SAVE AREA FOR REGISTER 14
16	(10)	SIGNED	4	PIEGR15	- SAVE AREA FOR REGISTER 15
20	(14)	SIGNED	4	PIEGR0	- SAVE AREA FOR REGISTER 0
24	(18)	SIGNED	4	PIEGR1	- SAVE AREA FOR REGISTER 1
28	(1C)	SIGNED	4	PIEGR2	- SAVE AREA FOR REGISTER 2

Table 750. Cross Reference for PIE

Name	Offset	Hex	Tag
BIT0	0		80
BIT1	0		40
BIT2	0		20
BIT3	0		10
BIT4	0		8
BIT5	0		4
BIT6	0		2
BIT7	0		1
PIE	0		
PIEFLGS	0		
PIEGR0	14		
PIEGR1	18		
PIEGR14	C		
PIEGR15	10		
PIEGR2	1C		
PIENOP1	0		80
PIEPICA	0		
PIEPICAA	1		
PIEPSW	4		

## PPD information

### PPD heading information

<b>Common name:</b>	Primary Pool Descriptor (VSM Cell Pool)
<b>Macro ID:</b>	IGVPPD
<b>DSECT name:</b>	PPD
<b>Owning component:</b>	VSM (SC1CH)
<b>Eye-catcher ID:</b>	PPD Offset: 0 Length: 4
<b>Storage attributes:</b>	Residency: ESQA or ELSQA, Above 16M line
<b>Size:</b>	PPD -- X'0050' bytes PPD -- X'0050' bytes identified using PPDEXTENSION EXISTS bit) SUBPOOL & KEY 245 OR 255, KEY 0 STORAGE ESTIMATE 1 PER CELL POOL
<b>Created by:</b>	IGVCPBLD
<b>Pointed to by:</b>	GDAPPDFX, GDAPPDPG, LDAPPD, PPDNEXT, PXTPPD
<b>Serialization:</b>	CML/LOCAL, VSMPAG, OR VSMFIX LOCK
<b>Function:</b>	This block contains information and base pointers for a cell pool built using the CPOOL VSM service.

### PPD mapping

Table 751. Structure PPD

Offset Dec	Offset Hex	Type	Len	Name (Dim)	Description
0	(0)	STRUCTURE	80	PPD	
0	(0)	CHARACTER	4	PPDID	CONTROL BLOCK IDENTIFIER
4	(4)	ADDRESS	4	PPDCPID	CELL POOL ID
4	(4)	ADDRESS	4	PPDPXT	ADDRESS OF PRIMARY EXTENT
8	(8)	ADDRESS	4	PPDSPD	POINTER TO TOP SPD IN LIFO QUEUE
8	(8)	ADDRESS	4	PPDMCPA	POINTER TO MULTIHDR CPOOL ANCHOR BLOCK
12	(C)	SIGNED	4	PPDPCNT	PRIMARY CELL COUNT
16	(10)	SIGNED	4	PPDSCNT	SECONDARY CELL COUNT
20	(14)	SIGNED	2	PPDSPID	HALFWORD SUBPOOL ID
20	(14)	CHARACTER	1	*	RESERVED
21	(15)	UNSIGNED	1	PPDSP	SUBPOOL ID
22	(16)	CHARACTER	1	PPDKEY	PROTECTION KEY (IN BITS 4-7)
23	(17)	CHARACTER	1	PPDFLGS	FLAG FIELD
		1... ....		PPDRLOC	WHEN 1, INDICATES THE REAL(ANY) OPTION OF LOC WAS SPECIFIED
		.11. ....		PPDVLOC	WHEN 00, LOC=RES. WHEN 01, LOC=BELOW. WHEN 11, LOC=ANY
		...1 ....		PPDTCBF	WHEN 1 TCB WAS SPECIFIED
		.... 1...		PPDKEYF	WHEN 1 KEY WAS SPECIFIED

Table 751. Structure PPD (continued)

Offset Dec	Offset Hex	Type	Len	Name(Dim)	Description
		.... .1..		PPDHDRF	WHEN 1 HDR WAS SPECIFIED
		.... ..11		PPDOWNR	00=Home, 01=Primary, 11=System
24	(18)	ADDRESS	4	PPDTCB	TCB ADDRESS
28	(1C)	SIGNED	4	PPDCSIZE	CELL SIZE
32	(20)	SIGNED	4	PPDPSIZE	SIZE OF PRIMARY EXTENT
36	(24)	SIGNED	4	PPDSSIZE	SIZE OF SECONDARY EXTENT
40	(28)	ADDRESS	4	PPDASCB	ASCB ADDRESS
44	(2C)	ADDRESS	4	PPDNEXT	POINTER TO NEXT PPD ON LDA OR GDA PPD CHAIN
48	(30)	SIGNED	4	PPDINDX	INDEX OF MOST RECENT ENTRY IN MOST RECENT SPD
48	(30)	ADDRESS	4	PPDMPE@	Address of Most recently used MPE for multihdr CPOOL
52	(34)	CHARACTER	1	PPDFLGS2	
		1... ....		PPDRL064	WHEN 1, INDICATES REAL(ANY64) OPTION OF LOC WAS SPECIFIED
		.1.. ....		PPDQWORD	When 1, indicates that pool elements need to be on QWORD boundary. It is assumed that the cell size is a multiple of 16
		..1. ....		PPDPRSRV	When 1, indicates that pool element contents need to be preserved. On initial allocation, they will be zeroed. Anything placed into an element beyond the first 16 bytes will remain unchanged by VSM.
		...1 ....		PPDMULTI	When 1, Indicates MultiHdr Type of pool
		.... 1...		PPDCELSHR	When 1, Indicates MultiHdr Type allowing free cells to be shared between processors
		.... .1..		PPDPGFM1M	When 1, Indicates that LOC=(xx,PAGEFRAME SIZE1MB) was specified on CPOOL BUILD
		.... ..1.		PPDCONTRACTIBLE	When 1, Indicates contractible type of pool
		.... ...1		PPDAUTOCONTRACT	When 1, Indicates AUTOCONTRACT=YES
53	(35)	CHARACTER	1	PPDFLGS3	
		111. ....		PPDFREECELLSBYNUMONLINE	Calculate target free cells based on the number of online CPUs
		1... ....		PPDFREECELLSBYNUMONLINECPS	Standard CPs
		.1.. ....		PPDFREECELLSBYNUMONLINEZCBPS	zCBPs
		.1.. ....		PPDFREECELLSBYNUMONLINEZAAPS	zAAPs
		..1. ....		PPDFREECELLSBYNUMONLINEZIIPS	zIIPs
		...1 111.		*	Available
		.... ...1		PPDEXTENSIONEXISTS	
54	(36)	CHARACTER	2	*	FOR DOUBLEWORD BOUNDARY
56	(38)	CHARACTER	24	PPDEXTENSION	Area that does not exist for normal pools

Table 751. Structure PPD (continued)

Offset Dec	Offset Hex	Type	Len	Name (Dim)	Description
56	(38)	CHARACTER	24	PPDCONTRACTIBLEONLYAREA	Area that exists only for CONTRACTIBLE=YES pool
56	(38)	CHARACTER	8	PPDCONTRACTINTERVAL	STCK value representing the contract interval. It is used to determine the next contraction time
64	(40)	SIGNED	4	PPDFREECELLS	Target number of free cells
68	(44)	SIGNED	4	PPDFREECELLSDIVISOR	
72	(48)	CHARACTER	8	*	Available

Table 752. Constants for PPD

Len	Type	Value	Name	Description
0	BIT	00	PPDOWNR_HOME	
0	BIT	01	PPDOWNR_PRIMARY	
0	BIT	11	PPDOWNR_SYSTEM	

Table 753. Cross Reference for PPD

Name	Offset	Hex	Tag
PPD	0		
PPDASCB	28		
PPDAUTOCONTRACT	34		01
PPDCELSHR	34		08
PPDCONTRACTIBLE	34		02
PPDCONTRACTIBLEONLYAREA	38		
PPDCONTRACTINTERVAL	38		
PPDCPID	4		
PPDCSIZE	1C		
PPDEXTENSION	38		
PPDEXTENSIONEXISTS	35		01
PPDFLGS	17		
PPDFLGS2	34		
PPDFLGS3	35		
PPDFREECELLS	40		
PPDFREECELLSBYNUMONLINE	35		E0
PPDFREECELLSBYNUMONLINECPS	35		80
PPDFREECELLSBYNUMONLINEZAAPS	35		40
PPDFREECELLSBYNUMONLINEZCBPS	35		40
PPDFREECELLSBYNUMONLINEZIIPS	35		20
PPDFREECELLSDIVISOR	44		
PPDHDRF	17		04
PPDID	0		
PPDINDX	30		
PPDKEY	16		

Table 753. Cross Reference for PPD (continued)

Name	Offset	Hex Tag
PPDKEYF	17	08
PPDMCPA	8	
PPDMPE@	30	
PPDMULTI	34	10
PPDNEXT	2C	
PPDOWNR	17	03
PPDPCNT	C	
PPDPGFM1M	34	04
PPDPRSRV	34	20
PPDPSIZE	20	
PPDPXT	4	
PPDQWORD	34	40
PPDRLOC	17	80
PPDRL064	34	80
PPDSCNT	10	
PPDSP	15	
PPDSPD	8	
PPDSPID	14	
PPDSSIZE	24	
PPDTCB	18	
PPDTCBF	17	10
PPDVLOC	17	60

## PPT information

### PPT programming interface information

The following fields are **NOT** programming interface information:

- PPT
- PPTCVERS
- PPTENTLN
- PPTENTS
- PPTHDR
- PPTHDRLN
- PPTIB650
- PPTID
- PPTMSGAD
- PPTOLD
- PPTUSED
- PPTVERS

## PPT heading information

<b>Common name:</b>	Program Properties Table Mapping Macro
<b>Macro ID:</b>	IEFZB610
<b>DSECT name:</b>	PPT, PPT1
<b>Owning component:</b>	Initiator/Subsystem Interface (SC1B6)
<b>Eye-catcher ID:</b>	- PPT: 'PPT ' - PPT1: None Offset: - PPT: 0 - PPT1: n/a Length: - PPT: 4 bytes - PPT1: n/a
<b>Storage attributes:</b>	Subpool: 231 (common) Key: 0
<b>Size:</b>	- PPT: 32 bytes - PPT1: 16 bytes FREQUENCY: - PPT: 1 per MVS Image - PPT1: 1 per program property table entry
<b>Created by:</b>	IEFPPT - Program properties statement processor
<b>Pointed to by:</b>	The IEFPPSCN macro should be used to access the PPT table entries.
<b>Serialization:</b>	Use of macro IEFPPSCN will protect the user from updates to the table as a result of a SET SCH= command.
<b>Function:</b>	Mapping of the Program Properties Table Header and Table Entries

## PPT mapping

Table 754. Structure PPT

Offset Dec	Offset Hex	Type	Len	Name(Dim)	Description
0	(0)	STRUCTURE	0	PPT	
0	(0)	CHARACTER	32	PPTHDR(0)	
0	(0)	CHARACTER	4	PPTID	IDENTIFIER 'PPT '
4	(4)	BITSTRING	1	PPTVERS	VERSION NUMBER
	.... ...1			PPTCVERS	"X'01'" CURRENT VERSION NUMBER
5	(5)	BITSTRING	1		RESERVED
6	(6)	SIGNED	2	PPTHDRLN	LENGTH OF PPT HEADER
8	(8)	SIGNED	2	PPTENTLN	LENGTH OF A PPT ENTRY
10	(A)	SIGNED	2	PPTUSED	NUMBER OF USED PPT ENTRIES
12	(C)	SIGNED	2	PPTENTS	TOTAL NUMBER OF PPT ENTRIES
14	(E)	SIGNED	2		RESERVED
16	(10)	BITSTRING	4	PPTMSGAD	ADDRESS OF MSGAREA USED IN IEFPPPT
20	(14)	BITSTRING	4	PPTIB650	ADDRESS OF MESSAGE MODULE IEFIB650
24	(18)	ADDRESS	4	PPTOLD	ADDRESS OF NEXT LOGICALLY DELETED PPT



Table 754. Structure PPT (continued)

Offset Dec	Offset Hex	Type	Len	Name(Dim)	Description
28	(1C)	CHARACTER	4		RESERVED

Table 755. Structure PPT1

Offset Dec	Offset Hex	Type	Len	Name(Dim)	Description
0	(0)	STRUCTURE	0	PPT1	
0	(0)	CHARACTER	16	PPTENTRY(0)	MAPPING OF A PPT ENTRY
0	(0)	CHARACTER	8	PPTNAME	PROGRAM NAME
8	(8)	CHARACTER	1	PPTBYTE1	FIRST BYTE OF PROPERTIES
		1... ....		PPTNCNCL	"X'80'" THIS PROGRAM IS NON-CANCELABLE
		.1.. ....		PPTSKEY	"X'40'" THIS PROGRAM REQUIRES THE SPECIAL PROTECT Y02656 KEY IN PPTKEY Y02656
		..1. ....		PPTNSWP	"X'20'" THIS PROGRAM IS TO BE AUTHORIZED TO BE Y02669 NON-SWAPPABLE Y02669
		...1 ....		PPTPRIV	"X'10'" THIS PROGRAM IS TO BE 'PRIVILEGED' (WITH Y02655 RESPECT TO THE SYSTEM RESOURCES MANAGER) Y02655
		.... 1...		PPTSYSTK	"X'08'" THIS PROGRAM IS A SYSTEM TASK Y02652
		.... .1..		PPTNDSI	"X'04'" THIS PROGRAM IS NOT TO BE GIVEN DATA SET Y02652 INTEGRITY Y02652
		.... ..1.		PPTNOPAS	"X'02'" BYPASS PASSWORD PROTECTION Y02656
		.... ...1		PPTNHUSI	"X'01'" Region and MEMLIMIT values and limits set or affected by the IEFUSI exit are not honored for the program. Set to on when PPT option NOHONORIEFUSIREGION is specified in SCHEDxx. This bit is also set explicitly for some program entries in the IBM default PPT table IEFSDPPT.

THE REMAINING BIT IS RESERVED

9	(9)	CHARACTER	1	PPTKEY	- THIS KEY IS TO BE GIVEN TO THE PROGRAM Y02656 BEING ATTACHED IF PPTSKEY IS ON Y02656
---	-----	-----------	---	--------	--

THE EQUATES FOR PROTECT KEYS FOLLOW, TO INSURE THAT Y02651 PROTECT KEYS ARE DEFINED AS THE HIGH ORDER 4 BITS OF Y02651 THE BYTE. KEYS 9-15 ARE FOR V=R PROGRAMS and Key 9 is only used when the Subpool Override is not enabled.

		.... ....		PPTKEY0	"X'00'" Y02651
		...1 ....		PPTKEY1	"X'10'" Y02651
		..1. ....		PPTKEY2	"X'20'" Y02651
		..11 ....		PPTKEY3	"X'30'" Y02651
		.1.. ....		PPTKEY4	"X'40'" Y02651
		.1.1 ....		PPTKEY5	"X'50'" Y02651
		.11. ....		PPTKEY6	"X'60'" Y02651
		.111 ....		PPTKEY7	"X'70'" Y02651
		1... ....		PPTKEY8	"X'80'" Y02651
		1..1 ....		PPTKEY9	"X'90'"

Table 755. Structure PPT1 (continued)

Offset Dec	Offset Hex	Type	Len	Name(Dim)	Description
		1.1. ....		PPTKEYA	"X'A0'"
		1.11 ....		PPTKEYB	"X'B0'"
		11.. ....		PPTKEYC	"X'C0'"
		11.1 ....		PPTKEYD	"X'D0'"
		111. ....		PPTKEYE	"X'E0'"
		1111 ....		PPTKEYF	"X'F0'"
10	(A)	BITSTRING	2	PPTCPUA	BIT MASK OF CPU'S ON WHICH THIS PROGRAM CAN Y02669 RUN (SHOULD BE X'FFFF' IF AFFINITY IS NOT Y02669 REQUIRED) Y02669
12	(C)	SIGNED	4	PPTFLGS(0)	FLAG BYTES
12	(C)	CHARACTER	1	PPTPUBYT	Miscellaneous Flags
		1... ....		PPT2LPU	"X'80'" 2ND LEVEL PREFERRED USAGE
		.1.. ....		PPT1LPU	"X'40'" 1ST LEVEL PREFERRED USAGE
		..1. ....		PPTN2LP	"X'20'" NOT 2ND LEVEL PREFERRED USAGE
		.... .1..		PPTNDALB	"X'04'" NODSI_ALLOWBATCH specified
		.... ..1.		PPTNPALB	"X'02'" NOPASS_ALLOWBATCH specified
		.... ...1		PPTCRPG	"X'01'" CRITICALPAGING specified - program is critical to Hyperswap operation and should not allow any of its pages to be stolen
THE REMAINING BITS ARE RESERVED					
13	(D)	CHARACTER	1	PPTORIG	PPT ENTRY ORIGIN
		1... ....		PPTDEFLT	"X'80'" FROM IBM SUPPLIED DEFAULT TABLE
THE REMAINING BITS ARE RESERVED					
14	(E)	CHARACTER	2		RESERVED
14	(E)	X'10'	0	PPTLEN	"*-PPT1" LENGTH OF AN ENTRY

Table 756. Cross Reference for PPT

Name	Offset	Hex Tag
PPT	0	
PPTBYTE1	8	
PPTCPUA	A	
PPTCRPG	C	1
PPTCVERS	4	1
PPTDEFLT	D	80
PPTENTLN	8	
PPTENTRY	0	
PPTENTS	C	
PPTFLGS	C	
PPTHDR	0	
PPTHRLN	6	
PPTIB650	14	

Table 756. Cross Reference for PPT (continued)

Name	Offset	Hex Tag
PPTID	0	
PPTKEY	9	
PPTKEYA	9	A0
PPTKEYB	9	B0
PPTKEYC	9	C0
PPTKEYD	9	D0
PPTKEYE	9	E0
PPTKEYF	9	F0
PPTKEY0	9	0
PPTKEY1	9	10
PPTKEY2	9	20
PPTKEY3	9	30
PPTKEY4	9	40
PPTKEY5	9	50
PPTKEY6	9	60
PPTKEY7	9	70
PPTKEY8	9	80
PPTKEY9	9	90
PPTLEN	E	10
PPTMSGAD	10	
PPTNAME	0	
PPTNCNCL	8	80
PPTNDALB	C	4
PPTNDSI	8	4
PPTNHUSI	8	1
PPTNOPAS	8	2
PPTNPALB	C	2
PPTNSWP	8	20
PPTN2LP	C	20
PPTOLD	18	
PPTORIG	D	
PPTPRIV	8	10
PPTPUBYT	C	
PPTSKEY	8	40
PPTSYSK	8	8
PPTUSED	A	
PPTVERS	4	
PPT1	0	
PPT1LPU	C	40

Table 756. Cross Reference for PPT (continued)

Name	Offset	Hex Tag
PPT2LPU	C	80

## PRA information

### PRA heading information

<b>Common name:</b>	Page Service Protect/Unprotect Recording Area (Audit Trail Block)
<b>Macro ID:</b>	IARPRA
<b>DSECT name:</b>	PRA
<b>Owning component:</b>	Real Storage Manager (SC1CR)
<b>Eye-catcher ID:</b>	None
<b>Storage attributes:</b>	Virtual Storage: Yes Subpool: 245, ESQA (Fixed Common) Key: 0 Residency: Anywhere in virtual storage
<b>Size:</b>	40 bytes
<b>Created by:</b>	IARPYPRO
<b>Pointed to by:</b>	RCEPRTBL
<b>Serialization:</b>	Compare and Swap
<b>Function:</b>	This control block maps the area set aside for recording information about the issuance of PGSER PROTECT and UNPROTECT by authorized callers.

### PRA mapping

Table 757. Structure PRA

Offset Dec	Offset Hex	Type	Len	Name (Dim)	Description
0	(0)	STRUCTURE	40	PRA	Label for PRA
0	(0)	ADDRESS	4	PRASADDR	Start address of the range
4	(4)	ADDRESS	4	PRAEADDR	End address of the range
8	(8)	CHARACTER	8	PRATIMES	TimeStamp
16	(10)	CHARACTER	8	PRAJOBNM	Jobname
24	(18)	CHARACTER	8	PRAUSER	User ID
32	(20)	ADDRESS	4	PRATCB	TCB Address or 0 for SRB Mode
36	(24)	SIGNED	2	PRAASID	ASID
38	(26)	UNSIGNED	1	PRAFUNC	Function Code (see IHAPSL)
39	(27)	CHARACTER	1	*	Reserved
40	(28)	CHARACTER	0	PRAFINIS	This is the end of the PRA

Table 758. Cross Reference for PRA

Name	Offset	Hex Tag
PRA	0	

Table 758. Cross Reference for PRA (continued)

Name	Offset	Hex Tag
PRAASID	24	
PRAEADDR	4	
PRAFINIS	28	
PRAFUNC	26	
PRAJOBNM	10	
PRASADDR	0	
PRATCB	20	
PRATIMES	8	
PRAUSER	18	

## PRMESTAE information

### PRMESTAE heading information

**Common name:** MAPPING MACRO FOR COMMON ALLOCATION ESTAE PARMS

**Macro ID:** IEFZB447

**DSECT name:** PRMESTAE

**Owning component:** Allocation (SC1B4)

**Eye-catcher ID:** None

**Storage attributes:** Subpool: 230  
Key: Key 1  
Residency: Above (32-bit virtual,64-bit real)

**Size:** 512 Bytes (20,480 for entire structure including Autodata area)

**Created by:** IEFAB421, IEFAB4C2, IEFAB4C4

**Pointed to by:** EXITPRMP in the ALCWA  
Access the Autodata address via EXITPRMP->PRMEAUTO\_PTR.  
Note: The Autodata area is pointed to by field PRMEAUTO\_PTR in the PRMESTAE structure. The buffer zones in the structure mapping the entire area are not pointed to, and are not intended to be used.

**Serialization:** None

**Function:**

THIS PARAMETER LIST IS CREATED AND INITIALIZED BY IEFAB421, and also by service modules IEFAB4C2 and IEFAB4C4, AND SUBSEQUENTLY, UPDATED BY VARIOUS ALLOCATION MODULES. THE LIST SERVES AS INPUT TO THE COMMON ALLOCATION ESTAE ROUTINE (IEFAB4E8) IF AN ABEND OCCURS DURING COMMON ALLOCATION PROCESSING. IT ALSO SUPPLIES SOME INFORMATION TO THE UPDATE UCB FRR ROUTINE (IEFAB4E6). THIS LIST CONTAINS FLAGS INDICATING WHAT RESOURCES ARE HELD AT THE TIME OF THE ABEND AND WHAT CLEANUP FUNCTIONS ARE TO BE PERFORMED. IT ALSO SUPPLIES PTRS AND OTHER INFORMATION NEEDED TO PERFORM THE CLEANUP. THE AUTOMATIC DATA AREA SUPPLIED IN THIS LIST IS USED BY IEFAB4E8. This macro includes the mapping for the parameter list itself, the Autodata area for ESTAE Exit Routines to use, and a structure mapping the entire area to storage obtain.

**PRMESTAE mapping**

Table 759. Structure PRMESTAE

Offset Dec	Offset Hex	Type	Len	Name(Dim)	Description
0	(0)	STRUCTURE	512	PRMESTAE	ESTAE PARAMETER LIST
0	(0)	ADDRESS	4	PRMEAUTO_PTR	Pointer to Autodata area for exit routine
4	(4)	BITSTRING	1	PRMRESC	RESOURCES HELD
		1... ..		ENQQ4	ENQUEUED ON Q4
		.1.. ..		DDRQ	ENQUEUED ON DDR QUEUE
		..1. ..		CHNGQ	ENQUEUED ON CHANGE QUEUE
		...1 ....		DSSTAP	DSS TAPE BIT
		.... 1...		DSSUNREC	DSS UNIT RECORD BIT
		.... .1..		TPQ	ENQUEUED ON TP QUEUE
		.... ..1.		MLWTO	DOM MULTILINE WTO
		.... ...1		PENDFOOT	PENDING PROCESS ACTIVE
5	(5)	BITSTRING	1	PRMFUNC	FUNCTIONS NEEDED
		1... ..		GENCLNUP	CALL GENERIC CLEANUP RTN
		.1.. ..		UPDSABCK	ZERO SIOT DSAB PTR
		..1. ....		DSABCHN	Fix up below the line DSAB chain
		...1 ....		TIOTBLT	TIOT ENTRY BUILT
		.... 1...		DUMPOK	
		.... .1..		FREECORE	FREE QUEUE MANAGER BLOCK
		.... ..1.		VMVCALL	CALL VM&V CLEANUP RTN
		.... ...1		PRMRETRY	RETRY REQUESTED
6	(6)	SIGNED	2	PRMASID	ASID
8	(8)	ADDRESS	4	PRMSIOTP	SIOT PTR
12	(C)	ADDRESS	4	PRMUCBP	UCB PTR
16	(10)	ADDRESS	4	PRMQMGP	PTR TO Q-MGR PARMS
20	(14)	SIGNED	4	PRMQMBLN	LENGTH OF Q-MGR BLOCK
24	(18)	ADDRESS	4	PRMQMBP	PTR TO Q-MGR BLOCK TO FREE
28	(1C)	ADDRESS	4	PRMQDBP	PTR TO DSAB QDB
32	(20)	ADDRESS	4	PRMDSQL	Ptr to last DSAB in below the line DSAB queue
36	(24)	ADDRESS	4	PRMDSQF	Ptr to first DSAB in below the line DSAB queue

Table 759. Structure PRMESTAE (continued)

Offset Dec	Offset Hex	Type	Len	Name(Dim)	Description
40	(28)	SIGNED	4	PRMNELM	NO, ELEMENTS IN DSAB QUEUE
44	(2C)	SIGNED	4	PRMWTOID	DOM ID OF MULTILINE WTO
48	(30)	ADDRESS	4	PRMAERBP	PTR TO AERB
52	(34)	ADDRESS	4	PRMJSCBP	PTR TO JSCB
56	(38)	BITSTRING	1	PRMFUNC2	FUNCTION REQUIRED
		1... ....		WRTBUF	WRITE MESSAGE BUFFER
		.1.. ....		VSERSTOR	Free the storage obtained for the VOLSER table via the GETMAIN macro
		..1. ....		OFFLSTOR	Free the storage obtained for the Device Offline table via the GETMAIN macro
		...1 ....		MSGBUFF	Free the message buffer obtained via IEEMIFSV
		.... 1...		PRMGPMASK	Indicates that the Group Mask storage must be freed
Deleted PRMDSTBQ Removed SYSZDSTB ENQ/DEQ support.					
		.... .1..		DSABCHA	Fix up above or below the line DSAB chain
		.... ..1.		ALCXTCALLED	Indicates that IEF_ALLC_EVENT exit has been called at the beginning of Allocation in IEFAB421.
		.... ...1		PRM_DSABDEFERQUEUE	When set, common allocation is not responsible for queuing the DSAB,DSAM and XTIOIOT. Those actions are deferred back to IEFDB413 processing. This bit is a copy of ereqDSABdeferQueue.
57	(39)	BITSTRING	1	PRMFOOTS	Footprints are dumped to VRA by IEFAB4ED.
		1... ....		PRMSECC	Security system has been called when set.
		.1.. ....		PRMSECR	Security system has returned when set.
		..11 1111		*	Reserved.
58	(3A)	BITSTRING	1	PRMRESC2	Resources held #2
		1... ....		ENQVDEV	Enqueued on VARYDEV. Set by IEFAB488, IEFAB4E8. Used by IEFAB4E8
		.1.. ....		PRM_LOCALOCK	Local lock held
		..1. ....		PRM_CMSLOCK	CMS Lock held
		...1 ....		PRMDSENQENQHLED	SYSZTIOT/DSENQ_PROCESSING held
		.... 1...		PRMMVCAENQHLED	SYSZTIOT/MVCA_PROCESSING held
		.... .111		*	Reserved.
59	(3B)	CHARACTER	1	*	Reserved.
60	(3C)	ADDRESS	4	PRMALCWA	ADDR OF ALCWA
64	(40)	ADDRESS	4	PRMASPTR	Anchor of the ATS Service Rtn Recovery Blocks - it points to the newest block on the chain
68	(44)	ADDRESS	4	PRMVADDR	Address of the storage obtained for the VOLSER table
72	(48)	SIGNED	4	PRMVSIZE	Size of the storage obtained for the VOLSER table
76	(4C)	ADDRESS	4	PRMOADDR	Address of the storage obtained for the Offline Device table

Table 759. Structure PRMESTAE (continued)

Offset Dec	Offset Hex	Type	Len	Name (Dim)	Description
80	(50)	SIGNED	4	PRMOSIZE	Size of the storage obtained for the Offline Device table
84	(54)	ADDRESS	4	PRMMBTKN	Message buffer token
88	(58)	CHARACTER	2	PRMNUM_WTOID	Number of IEF877E messages issued by IEFAB48A that need to be D0Med (PRMWTOID_Table_Ptr points to the array of message IDs).
90	(5A)	UNSIGNED	2	PRMARRAY_LENGTH	Length of DOMID array
92	(5C)	ADDRESS	4	PRMWTOID_TABLE_PTR	Pointer to the array of message IDs that need to be D0Med (built by IEFAB48A)
96	(60)	ADDRESS	4	PRMCUCBP	Pointer to the Captured UCB (filled in by IEFAB428 if the UCB to be replaced for SMS was previously captured and needs to be uncaptured)
100	(64)	UNSIGNED	4	PRMGMSIZ	Size of the Group Mask
104	(68)	ADDRESS	4	PRMGMPTR	Pointer to the Group Mask
108	(6C)	ADDRESS	4	PRMDSQLA	Ptr to last DSAB in above or below the line DSAB queue
112	(70)	ADDRESS	4	PRMDSQFA	Ptr to first DSAB in above or below the line DSAB queue
116	(74)	SIGNED	4	PRMNELA	Number of elements on the above or below the line DSAB queue
120	(78)	CHARACTER	32	PRMDSENQENQTOKEN	ENQ token for SYSZTIOT/DSENQ_PROCESSING ENQ
152	(98)	CHARACTER	32	PRMMVCAENQTOKEN	ENQ token for SYSZTIOT/MVCA_PROCESSING ENQ
184	(B8)	CHARACTER	328	*	Reserved - Keep PRMESTAE 512 bytes in length (space is available for use).
512	(200)	CHARACTER	0	*	Finish on DWORD Bdy

Table 760. Structure MSGIDS

Offset Dec	Offset Hex	Type	Len	Name (Dim)	Description
0	(0)	STRUCTURE	4	MSGIDS(*)	Array of message ids that need to be D0Med
0	(0)	SIGNED	4	MSG_ID	

Table 761. Structure PRMESTAE\_AREA

Offset Dec	Offset Hex	Type	Len	Name (Dim)	Description
0	(0)	STRUCTURE	20480	PRMESTAE_AREA	Structure to Getmain containing PRMESTAE parm list and ESTAE Exit Autodata storage on PAGE boundary
0	(0)	CHARACTER	512	PRMESTAE_PARMAREA	Area for actual PRMESTAE parameter list
512	(200)	CHARACTER	3584	PRMESTAE_BUFFER	Buffer zone between Parm area and Autodata area, so as to start AUTODATA area on PAGE boundary
4096	(1000)	CHARACTER	16384	PRMEAUTO	ESTAE Exit Autodata area (4 dataregs worth)

Table 762. Cross Reference for PRMESTAE

Name	Offset	Hex Tag
ALCXTCALLED	38	02



Table 762. Cross Reference for PRMESTAE (continued)

Name	Offset	Hex Tag
CHNGQ	4	20
DDRQ	4	40
DSABCHA	38	04
DSABCHN	5	20
DSSTAP	4	10
DSSUNREC	4	08
DUMPOK	5	08
ENQQ4	4	80
ENQVDEV	3A	80
FREECORE	5	04
GENCLNUP	5	80
MLWTO	4	02
MSG_ID	0	
MSGBUFF	38	10
MSGIDS	0	
OFFLSTOR	38	20
PENDFOOT	4	01
PRM_CMSLOCK	3A	20
PRM_DSABDEFERQUEUE	38	01
PRM_LOCALOCK	3A	40
PRMAERBP	30	
PRMALCWA	3C	
PRMARRAY_LENGTH	5A	
PRMASID	6	
PRMASPTR	40	
PRMCUCBP	60	
PRMDSENQENQHLED	3A	10
PRMDSENQENQTOKEN	78	
PRMDSQF	24	
PRMDSQFA	70	
PRMDSQL	20	
PRMDSQLA	6C	
PRMEAUTO	1000	
PRMEAUTO_PTR	0	
PRMESTAE	0	
PRMESTAE_AREA	0	
PRMESTAE_BUFFER	200	
PRMESTAE_PARMAREA	0	
PRMFOOTS	39	

Table 762. Cross Reference for PRMESTAE (continued)

Name	Offset	Hex Tag
PRMFUNC	5	
PRMFUNC2	38	
PRMGMPTR	68	
PRMGMSIZ	64	
PRMGPSK	38	08
PRMJSCBP	34	
PRMMBTKN	54	
PRMMVCAENQHLED	3A	08
PRMMVCAENQTKEN	98	
PRMNELA	74	
PRMNELM	28	
PRMNUM_WTOD	58	
PRMOADDR	4C	
PRMOSIZE	50	
PRMQDBP	1C	
PRMQMBLN	14	
PRMQMBP	18	
PRMQMGP	10	
PRMRESC	4	
PRMRESC2	3A	
PRMRETRY	5	01
PRMSECC	39	80
PRMSECR	39	40
PRMSIOTP	8	
PRMUCBP	C	
PRMVADDR	44	
PRMVSIZE	48	
PRMWTOID	2C	
PRMWTOID_TABLE_PTR	5C	
TIOTBLT	5	10
TPQ	4	04
UPDSABCK	5	40
VMVCALL	5	02
VSERSTOR	38	40
WRTBUF	38	80

## PSA information

---

### PSA programming interface information

**ONLY** the following fields are part of the programming interface information:

- FLCARCH
- FLCCVT
- FLCCVT64
- FLCFACL
- FLCFACLE
- PSAAOLD
- PSAECVT
- PSAFLAGS
- PSAFPFL
- PSALAA
- PSALCCAV
- PSASVTX
- PSATOLD
- PSATRV
- PSATX
- PSATXC
- PSAVAL
- PSAXCVT

### PSA heading information

<b>Common name:</b>	Prefixed Save Area
<b>Macro ID:</b>	IHAPSA
<b>DSECT name:</b>	PSA
<b>Owning component:</b>	Supervisor Control (SC1C5)
<b>Eye-catcher ID:</b>	None
<b>Storage attributes:</b>	Subpool: 239 Key: 0 Residency: Below 16 MB line
<b>Size:</b>	PSA -- X'1000' bytes
<b>Created by:</b>	IEAVFX00 IEAVNIPO IEEVCPR
<b>Pointed to by:</b>	The PSA maps the storage that starts at location 0 for the related processor.
<b>Serialization:</b>	Disablement. None needed for FLCFACL/FLCFACLE.

**Function:**

Maps fixed hardware and software storage locations for the related processor.

The fixed hardware storage locations (all within the first x'200' bytes of the area) are for the ESA/390 architecture. The z/Architecture locations are mapped by macro IHAPSAE.

**PSA mapping**

Table 763. Structure PSA

Offset Dec	Offset Hex	Type	Len	Name (Dim)	Description
0	(0)	STRUCTURE	0	PSA	
0	(0)	X'0'	0	FLC	"*"
0	(0)	CHARACTER	8	FLCIPPSW(0)	- IPL PSW
0	(0)	BITSTRING	4	FLCRNPSW	-RESTART NEW PSW (AFTER IPL) MDC001
4	(4)	ADDRESS	4		"V(IEAVRSTR)" - SECOND HALF OF RESTART NEW PSW MDC128
4	(4)	X'0'	0	IPLPSW	"FLCIPPSW" --- ALIAS
8	(8)	CHARACTER	8	FLCICCW1(0)	- IPL CCW1
8	(8)	BITSTRING	8	FLCROPSW	- RESTART OLD PSW (AFTER IPL)
16	(10)	CHARACTER	8	FLCICCW2(0)	- IPL CCW2
16	(10)	ADDRESS	4	FLCCVT	"V(IEACVT)" - ADDRESS OF CVT (AFTER IPL).
20	(14)	BITSTRING	4		- RESERVED (AFTER IPL) (MDC431)
24	(18)	BITSTRING	8	FLCEOPSW	- EXTERNAL OLD PSW
24	(18)	X'18'	0	EXOPSW	"FLCEOPSW" --- ALIAS
32	(20)	BITSTRING	8	FLCSOPSW	- SVC OLD PSW. THIS OFFSET FIXED BY ARCHITECTURE. (MDC451)
32	(20)	X'20'	0	SVCOPSW	"FLCSOPSW" --- ALIAS
40	(28)	BITSTRING	8	FLCPOPSW	- PROGRAM CHECK OLD PSW
40	(28)	X'28'	0	PIOPSW	"FLCPOPSW" --- ALIAS
48	(30)	BITSTRING	8	FLCMOPSW	- MACHINE CHECK OLD PSW
48	(30)	X'30'	0	MCOPSW	"FLCMOPSW" --- ALIAS
56	(38)	BITSTRING	8	FLCIOPSW	- INPUT/OUTPUT OLD PSW
56	(38)	X'38'	0	I00PSW	"FLCIOPSW" --- ALIAS
64	(40)	BITSTRING	8		- RESERVED
72	(48)	DBL WORD	8	FLCCVT64(0)	- 8-byte CVT address
72	(48)	BITSTRING	4		- 1st 4 bytes are 0
76	(4C)	ADDRESS	4	FLCCVT2	"V(IEACVT)" - ADDRESS OF CVT - USED BY DUMP ROUTINES ICB319
80	(50)	BITSTRING	4		- RESERVED
84	(54)	BITSTRING	4		- RESERVED - FLCTRACE DELETED DUE TO SYSTEM TRACE REDESIGN.
88	(58)	BITSTRING	4	FLCENPSW	-EXTERNAL NEW PSW
92	(5C)	ADDRESS	4		"V(IEAQEX00)" - SECOND HALF OF EXTERNAL NEW PSW
92	(5C)	X'58'	0	EXNPSW	"FLCENPSW" --- ALIAS
96	(60)	BITSTRING	4	FLCSNPSW	-SVC NEW PSW
100	(64)	ADDRESS	4		"V(IEAQSC00)" - SECOND HALF OF SVC NEW PSW
100	(64)	X'60'	0	SVCNPSW	"FLCSNPSW" --- ALIAS

Table 763. Structure PSA (continued)

Offset Dec	Offset Hex	Type	Len	Name(Dim)	Description
104	(68)	BITSTRING	4	FLCPNPSW	- PROGRAM CHECK NEW PSW, DISABLED FOR MACHINE CHECKS.
108	(6C)	ADDRESS	4		"V(IEAQP000)" - SECOND HALF OF PROGRAM CHECK NEW PSW
108	(6C)	X'68'	0	PINPSW	"FLCPNPSW" --- ALIAS
112	(70)	BITSTRING	4	FLCMNPSW	-MACHINE CHECK NEW PSW MDC003
116	(74)	ADDRESS	4		"V(IGFPM000)" - SECOND HALF OF MACHINE CHECK NEW PSW
116	(74)	X'70'	0	MCNPSW	"FLCMNPSW" --- ALIAS
120	(78)	BITSTRING	4	FLCINPSW	-INPUT/OUTPUT NEW PSW
124	(7C)	ADDRESS	4		"V(IEAQIO00)" - SECOND HALF OF I/O NEW PSW
124	(7C)	X'78'	0	IONPSW	"FLCINPSW" --- ALIAS
128	(80)	SIGNED	4	PSAEPARM	- EXTERNAL INTERRUPTION PARAMETER FIELD. (MDC473)
132	(84)	SIGNED	4	PSAEPSW(0)	- EXTENDED PSW DATA STORED ON EXTERNAL INTERRUPT MDC084
132	(84)	SIGNED	2	PSASPAD	- ISSUING PROCESSOR'S PHYSICAL ADDRESS ON MFA, EMS, OR EXTERNAL CALL INTERRUPT MDC046
134	(86)	SIGNED	2	FLCEICOD	- EXTERNAL INTERRUPTION CODE
134	(86)	X'86'	0	EXCODE	"FLCEICOD" --- ALIAS
136	(88)	SIGNED	4	PSAESPSW(0)	- EXTENDED PSW DATA STORED ON SVC INTERRUPT MDC085
136	(88)	BITSTRING	1		- RESERVED - SET TO ZERO
137	(89)	SIGNED	1	FLCSVILC	- SVC INSTRUCTION LENGTH COUNTER - NUMBER OF BYTES. THIS OFFSET FIXED BY ARCHITECTURE. (MDC454)
		.... .111		FLCSILCB	"X'07'" - SIGNIFICANT BITS IN ILC FIELD - LAST BIT IS ALWAYS ZERO MDC080
137	(89)	X'89'	0	SVCILC	"FLCSVILC" --- ALIAS
138	(8A)	SIGNED	2	FLCSVCN	- SVC INTERRUPTION CODE - SVC NUMBER. THIS OFFSET FIXED BY ARCHITECTURE. (MDC455)
138	(8A)	X'8A'	0	SVCNUM	"FLCSVCN" --- ALIAS
140	(8C)	CHARACTER	8	PSAEPPSW(0)	- EXTENDED PSW FOR PROGRAM INTERRUPT MDC086
140	(8C)	BITSTRING	1		- RESERVED - SET TO ZERO
141	(8D)	SIGNED	1	FLCPIILC	- PROGRAM INTERRUPT LENGTH COUNTER - NUMBER OF BYTES IN INSTRUCTION CAUSING PROGRAM INTERRUPTION. THIS OFFSET FIXED BY ARCHITECTURE. (MDC456)
		.... .111		FLCPIILCB	"X'07'" - SIGNIFICANT BITS IN ILC FIELD - LAST BIT IS ALWAYS ZERO MDC083
141	(8D)	X'8D'	0	PIILC	"FLCPIILC" --- ALIAS
142	(8E)	SIGNED	2	FLCPICOD(0)	- PROGRAM INTERRUPTION CODE
142	(8E)	X'8E'	0	PICODE	"FLCPICOD" --- ALIAS
142	(8E)	SIGNED	1	PSAEECOD	- EXCEPTION-EXTENSION CODE.
143	(8F)	SIGNED	1	PSAPICOD	- 8-BIT INTERRUPT CODE. THIS OFFSET FIXED BY ARCHITECTURE. (MDC457)
		1... ....		PSAPIPER	"X'80'" - PER INTERRUPT OCCURRED MDC089

Table 763. Structure PSA (continued)

Offset Dec	Offset Hex	Type	Len	Name(Dim)	Description
		.1... ....		PSAPIMC	"X'40'" - MONITOR CALL INTERRUPT OCCURRED MDC090
		..11 1111		PSAPIPC	"X'3F'" - AN UNSOLICITED PROGRAM CHECK HAS OCCURRED IF ANY OF THESE 6 BITS ARE ON MDC091
144	(90)	SIGNED	4	FLCTEA(0)	- TRANSLATION EXCEPTION ADDRESS. THIS OFFSET FIXED BY ARCHITECTURE.
144	(90)	BITSTRING	3		
		1... ....		FLCTEAXM	"X'80'" - IF 0 FLCTEA IS RELATIVE TO THE PRIMARY SEGMENT TABLE IF 1 FLCTEA IS RELATIVE TO THE SECONDARY SEGMENT TABLE
147	(93)	BITSTRING	1	FLCDXC(0)	- Data exception code for PI 7
147	(93)	BITSTRING	1	FLCTEAB3	- LAST BYTE OF TEA.
		.... .1..		FLCSOPI	"X'04'" - Suppression on protection flag
		.... ....		FLCTSTDP	"X'00'" - IF 1, THE PRIMARY STD WAS USED.
		.... ...1		FLCTSTDA	"X'01'" - IF 1, THE STD WAS AR QUALIFIED.
		.... ..1.		FLCTSTDS	"X'02'" - IF 1, THE SECONDARY STD WAS USED.
		.... ..11		FLCTSTDH	"X'03'" - IF 1, THE HOME STD WAS USED.
147	(93)	BITSTRING	0	FLCTEACL	"X'7FFFF000'" Mask to leave only TEA address
148	(94)	BITSTRING	1		- RESERVED - SET TO ZERO
149	(95)	BITSTRING	1	FLCMCNUM	- MONITOR CLASS NUMBER
150	(96)	BITSTRING	1	FLCPCD	- PROGRAM EVENT RECORDING CODE
151	(97)	BITSTRING	1	FLCATMID	- ATM ID
		1... ....		FLCPSWB4	"X'80'" PSW.4 part of ATMID
152	(98)	ADDRESS	4	FLCPCP	- PER ADDRESS - ESA/390
156	(9C)	BITSTRING	1		- RESERVED - SET TO ZERO
157	(9D)	BITSTRING	3	FLCMTRCD	- MONITOR CODE (ESA/390)
160	(A0)	BITSTRING	1	FLCTEARN	- CONTAINS THE ACCESS REGISTER NUMBER INVOLVED IN THE TRANSLATION EXCEPTION IF BITS 30-31 OF THE TEA='01'.
161	(A1)	BITSTRING	1	FLCPERRN	- CONTAINS THE PER STORAGE ACCESS REGISTER NUMBER.
162	(A2)	BITSTRING	1		- RESERVED.
163	(A3)	BITSTRING	1	FLCARCH	- Architecture information
		.... ...1		PSAZARCH	"X'01'" - z/Architecture
		.... ...1		PSAESAME	"X'01'" - z/Architecture
164	(A4)	BITSTRING	4	PSAMPL	- Used only prior to z/Architecture
168	(A8)	BITSTRING	344	(0)	- MACHINE CHECK LOGOUT AREA
168	(A8)	BITSTRING	16		- RESERVED (ESA/390)
184	(B8)	BITSTRING	8	FLCIOCDP(0)	- I/O INFORMATION CODE
184	(B8)	BITSTRING	4	FLCSID	- SUBSYSTEM ID
188	(BC)	BITSTRING	4	FLCIOFP	- I/O INTERRUPTION PARAMETER
192	(C0)	BITSTRING	8		- RESERVED
200	(C8)	BITSTRING	16	FLCFACL(0)	- Facilities List. See Fac1Bytes0To15 in IHAFACL for description

Table 763. Structure PSA (continued)

Offset Dec	Offset Hex	Type	Len	Name(Dim)	Description
200	(C8)	BITSTRING	1	FLCFACL0	Byte 0 of FLCFACL
		1... ..		FLCFN3	"X'80'" - N3 installed
		.1... ..		FLCFZARI	"X'40'" - z/Architecture installed
		..1. ....		FLCFZARA	"X'20'" - z/Architecture active
		.... ..1.		FLCFASLX	"X'02'" - ASN & LX reuse facility installed
201	(C9)	BITSTRING	1	FLCFACL1	Byte 1 of FLCFACL
		1... ..		FLCFEDAT	"X'80'" DAT features
		.1... ..		FLCFSRS	"X'40'" Sense-running-status
		..1. ....		FLCFSSKE	"X'20'" Cond. SSKE instruction installed
		...1 ....		FLCFCTOP	"X'10'" STSI-enhancement
202	(CA)	BITSTRING	1	FLCFACL2	Byte 2 of FLCFACL
		1... ..		FLCFETF2	"X'80'" Extended Translation facility 2
		.1... ..		FLCFCRYA	"X'40'" Cryptographic assist
		..1. ....		FLCFLD	"X'20'" Long Displacement facility
		...1 ....		FLCFLDHP	"X'10'" Long Displacement High Performance
		.... 1...		FLCFHMAS	"X'08'" HFP Multiply Add/Subtract
		.... ..1.		FLCFEIMM	"X'04'" Extended immediate when z/Arch
		.... ..1.		FLCFETF3	"X'02'" Extended Translation Facility 3 when z/Arch
		.... ...1		FLCFHUN	"X'01'" HFP unnormalized extension
203	(CB)	BITSTRING	1	FLCFACL3	Byte 3 of FLCFACL
		1... ..		FLCFET2E	"X'80'" ETF2-enhancement 031215
		.1... ..		FLCFSTKF	"X'40'" STCKF-enhancement
		.... ..1.		FLCFET3E	"X'02'" ETF3-enhancement 040512
		.... ...1		FLCFECT	"X'01'" ECT-facility
204	(CC)	BITSTRING	1	FLCFACL4	Byte 4 of FLCFACL
		1... ..		FLCFCSSF	"X'80'" Compare-and-swap-and-store
		.1... ..		FLCFCSF2	"X'40'" Compare-and-swap-and-store 2
		..1. ....		FLCFGIEF	"X'20'" General-Instructions-Extension Facility
		.... ...1		FLCFOCM	"X'01'" Obsolete CPU-measurement facility. Use FLCFCMC and FLCFCMS instead.
205	(CD)	BITSTRING	1	FLCFACL5	Byte 5 of FLCFACL
		.1... ..		FLCFFPSE	"X'40'" Floating-point-support enhancement
		..1. ....		FLCFDFP	"X'20'" Decimal-floating-point
		...1 ....		FLCFDFPH	"X'10'" Decimal-floating-point high performance
		.... 1...		FLCFPFPO	"X'08'" PFPO instruction 070424
206	(CE)	BITSTRING	1	FLCFACL6	Byte 6 of FLCFACL
207	(CF)	BITSTRING	1	FLCFACL7	Byte 7 of FLCFACL
208	(D0)	BITSTRING	1	FLCFACL8	Byte 8 of FLCFACL
		.1... ..		FLCFCAAI	"X'40'" Crypto AP-Queue adapter interruption

Table 763. Structure PSA (continued)

Offset Dec	Offset Hex	Type	Len	Name(Dim)	Description
		...1 ....		FLCFCMC	"X'10'" CPU-measurement counter facility
		.... 1...		FLCFCMS	"X'08'" CPU-measurement sampling facility
		.... .1..		FLCFSCLP	"X'04'" Possible future enhancement
		.... ..1.		FLCFAISI	"X'02'" AISI facility
		.... ...1		FLCFAEN	"X'01'" AEN facility
209	(D1)	BITSTRING	1	FLCFACL9	Byte 9 of FLCFACL
		1... ....		FLCFAIS	"X'80'" AIS facility
IHAPSAE FLCEFacilitiesList will have any future bit definitions.					
210	(D2)	BITSTRING	6		- RESERVED
216	(D8)	BITSTRING	16	FLCFACLE	- Facilities List bytes 16-31. See FacLBytes16To31 in IHAFACL for description
232	(E8)	BITSTRING	8	FLCMCIC	- MACHINE-CHECK INTERRUPTION CODE
240	(F0)	BITSTRING	8		- RESERVED - SET TO ZERO
248	(F8)	ADDRESS	4	FLCFSA	- FAILING STORAGE ADDRESS
252	(FC)	BITSTRING	4		- RESERVED - SET TO ZERO
256	(100)	BITSTRING	16	FLCFLA	- FIXED LOGOUT AREA. SIZE FIXED BY ARCHITECTURE.
272	(110)	BITSTRING	16	FLCRV110	- RESERVED.
288	(120)	SIGNED	4	FLCARS(16)	- ACCESS REGISTER SAVE AREA
352	(160)	BITSTRING	32	FLCFPSAV	- FLOATING POINT REGISTER SAVE AREA
384	(180)	SIGNED	4	FLCGRSA(16)	- GENERAL REGISTER SAVE AREA
448	(1C0)	SIGNED	4	FLCCRSA(16)	- CONTROL REGISTER SAVE AREA
512	(200)	DBL WORD	8	FLCHDEND(0)	- END OF HARDWARE ASSIGNMENTS
512	(200)	CHARACTER	4	PSAPSA	- CONTROL BLOCK ACRONYM IN EBCDIC
516	(204)	SIGNED	2	PSACPUPA	- PHYSICAL CPU ADDRESS (CHANGED DURING ACR) (MDC130) YM3489
518	(206)	SIGNED	2	PSACPULA	- LOGICAL CPU ADDRESS
520	(208)	ADDRESS	4	PSAPCCAV	- VIRTUAL ADDRESS OF PCCA
524	(20C)	ADDRESS	4	PSAPCCAR	- REAL ADDRESS OF PCCA
528	(210)	ADDRESS	4	PSALCCAV	- VIRTUAL ADDRESS OF LCCA
532	(214)	ADDRESS	4	PSALCCAR	- REAL ADDRESS OF LCCA
536	(218)	ADDRESS	4	PSATNEW	- TCB pointer. Field maintained for code compatability with previous MVS releases. DO NOT USE.
536	(218)	X'218'	0	IEATCBP	"PSATNEW" - ALIAS
540	(21C)	ADDRESS	4	PSATOLD	- Pointer to current TCB or zero if in SRB mode. e
544	(220)	ADDRESS	4	PSAANEW	"V(IEAMASCB)" ASCB pointer. Field maintained for code compatability with previous MVS releases. DO NOT USE.
548	(224)	ADDRESS	4	PSAAOLD	- Pointer to the home (current) ASCB.
552	(228)	BITSTRING	4	PSASUPER(0)	- SUPERVISOR CONTROL WORD.
552	(228)	BITSTRING	1	PSASUP1	- FIRST BYTE OF PSASUPER
		1... ....		PSAIO	"X'80'" - I/O FLIH
		.1.. ....		PSASVC	"X'40'" - SVC FLIH



Table 763. Structure PSA (continued)

Offset Dec	Offset Hex	Type	Len	Name(Dim)	Description
		..1. ....		PSAEXT	"X'20'" - EXTERNAL FLIH
		...1 ....		PSAPI	"X'10'" - PROGRAM CHECK FLIH
		.... 1...		PSALOCK	"X'08'" - LOCK ROUTINE
		.... .1..		PSADISP	"X'04'" - DISPATCHER
		.... ..1.		PSATCTL	"X'02'" - TCTL RECOVERY FLAG (MDC310)
		.... ...1		PSATYPE6	"X'01'" - TYPE 6 SVC IN CONTROL (MDC311)
553	(229)	BITSTRING	1	PSASUP2	- SECOND BYTE OF PSASUPER
		1... ....		PSAIPCRI	"X'80'" - REMOTE IMMEDIATE SIGNAL SERVICE ROUTINE (IEAVERI)
		.1.. ....		PSASVCR	"X'40'" - SUPER FRR USES FOR SVC FLIH RECURSION TRACKING
		..1. ....		PSASVCRR	"X'20'" - SVC RECOVERY RECURSION INDICATOR. OWNER: SUPERVISOR CONTROL. SERIALIZATION: DISABLEMENT.
		.... .1..		PSAACR	"X'04'" - AUTOMATIC CPU RECONFIGURATION (ACR) IN CONTROL MDC119
		.... ..1.		PSARTM	"X'02'" - RECOVERY TERMINATION MONITOR (RTM) IN CONTROL MDC120
		.... ...1		PSALCR	"X'01'" - USED BY RTM TO SERIALIZE CALLS OF THE SUPERVISOR ANALYSIS ROUTER
554	(22A)	BITSTRING	1	PSASUP3	- THIRD BYTE OF PSASUPER
		1... ....		PSAIOSUP	"X'80'" - IF ON, A MAINLINE IOS COMPONENT SUCH AS CHANNEL SCHEDULER HAS ENTERED A PHYSICALLY DISABLED STATE WITHOUT REGARD TO LOCKING REQUIREMENTS MDC027
		...1 ....		PSASPR	"X'10'" - SUPER FRR IS ACTIVE (MDC305)
		.... 1...		PSAESTA	"X'08'" - SVC 60 RECOVERY ROUTINE ACTIVE (MDC312)
		.... .1..		PSARSM	"X'04'" - REAL STORAGE MANAGER (RSM) ENTERED FOR PAGE FIX (MDC321)
		.... ..1.		PSAULCMS	"X'02'" - LOCK MANAGER UNCONDITIONAL LOCAL OR CMS LOCK ROUTINES (MDC469)
		.... ...1		PSASLIP	"X'01'" - IEAVTSLP RECURSION CONTROL BIT (MDC471)
555	(22B)	BITSTRING	1	PSASUP4	- FOURTH BYTE OF PSASUPER
		1... ....		PSALDWT	"X'80'" - BLWLDWT IS IN CONTROL TO LOAD A RESTARTABLE OR NON-RESTARTABLE WAIT STATE CODE OWNERSHIP: LDWT
		.1.. ....		PSASMF	"X'40'" - SMF SUSPEND/RESET (MDC599)
		..1. ....		PSAESAR	"X'20'" - SUPERVISOR ANALYSIS ROUTER IS ACTIVE
		...1 ....		PSAMCH	"X'10'" - Machine Check Handler is active.
556	(22C)	BITSTRING	9	PSARV22C	- RESERVED
565	(235)	BITSTRING	2	PSA_WORKUNIT_CBF_ATDISP	
567	(237)	BITSTRING	1	PSARV237	- RESERVED
568	(238)	BITSTRING	2	PSA_WORKUNIT_PROCCCLASSATDISP	
568	(238)	BITSTRING	1	PSA_WORKUNIT_PROCCCLASSATDISP_BYTE0	
569	(239)	BITSTRING	1	PSA_WORKUNIT_PROCCCLASSATDISP_BYTE1	

Table 763. Structure PSA (continued)

Offset Dec	Offset Hex	Type	Len	Name (Dim)	Description
570	(23A)	BITSTRING	2	PSAPROCCLASS	- PROCESSOR WUQ Offset.
570	(23A)	BITSTRING	2	PSA_BYLPAR_PROCCLASS	- PROCESSOR WUQ Offset.
570	(23A)	BITSTRING	1	PSAPROCCLASS_BYTE0	
571	(23B)	BITSTRING	1	PSAPROCCLASS_BYTE1	This field is for IBM use only. OWNERSHIP: SUPERVISOR CONTROL SERIALIZATION: READ = NONE WRITE = NO WRITE ALLOWED See PSAProcClass_xxx constants.
		.... ....		PSAPROCCLASS_CP	"X'0000'" Standard CP. 0 is offset to SWUQ
		.... ..1.		PSAPROCCLASS_ZCBP	"X'0002'" zCBP.
		.... ..1.		PSAPROCCLASS_ZAAP	"X'0002'" zAAP.
		.... .1..		PSAPROCCLASS_ZIIP	"X'0004'" zIIP.
		.... .1..		PSAPROCCLASS_SUP	"X'0004'" zIIP.
571	(23B)	X'0'	0	PSAPROCCLASSINDEX_CP	"0" CP ProcClass index
571	(23B)	X'1'	0	PSAPROCCLASSINDEX_ZCBP	"1" zCBP ProcClass index
571	(23B)	X'1'	0	PSAPROCCLASSINDEX_ZAAP	"1" zAAP ProcClass index
571	(23B)	X'2'	0	PSAPROCCLASSINDEX_ZIIP	"2" zIIP ProcClass index
571	(23B)	X'2'	0	PSAPROCCLASSINDEX_MAX	"2" Max ProcClass index
571	(23B)	X'2'	0	PSAPROCCLASSCONVERTER	"2" ProcClass conversion factor
571	(23B)	X'4'	0	PSAMAXPROCCLASS	"4" PSA Max procclass
571	(23B)	X'2'	0	PSAMAXPROCCLASSINDEX	"PSAMaxProcClass/PSAProcClassConverter" Maximum ProcClass index. A ProcClass beings at 0 and ends at this number. Currently: Index 0 - CP ProcClassIndex Index 1 - zCBP or zAAP ProcClassIndex Index 2 - zIIP ProcClassIndex
570	(23A)	BITSTRING	1	PSA_BYLPAR_PROCCLASS_BYTE0	
571	(23B)	BITSTRING	1	PSA_BYLPAR_PROCCLASS_BYTE1	
572	(23C)	BITSTRING	1	PSATYPE	- PROCESSOR TYPE INDICATOR OWNERSHIP: SUPERVISOR CONTROL SERIALIZATION: READ = NONE WRITE = DISABLEMENT.
		.1.. ....		PSAIFA	"X'40'" Indicates Special Processor
		.1.. ....		PSA_BYLPAR_ZCBP	"X'40'"
		.1.. ....		PSA_BYLPAR_ZAAP	"X'40'"
		.1.. ....		PSA_BYLPAR_IFA	"X'40'"
		..1. ....		PSAZCBPDS	"X'20'" zCBP that is different speed than CP
		..1. ....		PSAIFADS	"X'20'" zAAP (IFA) that is different speed than CP
		...1 ....		PSADSCRCP	"X'10'" Discretionary Processor
		.... 1...		PSAZIIP	"X'08'" zIIP
		.... 1...		PSA_BYLPAR_ZIIP	"X'08'"
		.... 1...		PSASUP	"X'08'" zIIP
		.... 1...		PSA_BYLPAR_SUP	"X'08'"
		.... .1..		PSAZIIPDS	"X'04'" zIIP that is different speed than CP
		.... .1..		PSASUPDS	"X'04'" zIIP that is different speed than CP
573	(23D)	BITSTRING	1	PSAILS	- INTERRUPT HANDLER LINKAGE STACK INDICATORS.

Table 763. Structure PSA (continued)

Offset Dec	Offset Hex	Type	Len	Name(Dim)	Description
		1... ..		PSAILSIO	"X'80'" - THE I/O FLIH IS USING THE INTERRUPT HANDLER LINKAGE STACK.
		.1.. ..		PSAILSEX	"X'40'" - THE EXTERNAL FLIH IS USING THE INTERRUPT HANDLER LINKAGE STACK.
		..1. ....		PSAILSPC	"X'20'" - THE PROGRAM FLIH IS USING THE INTERRUPT HANDLER LINKAGE STACK.
		...1 ....		PSAILSDS	"X'10'" - THE DISPATCHER IS USING THE INTERRUPT HANDLER LINKAGE STACK.
		.... 1...		PSAILSRS	"X'08'" - THE RESTART FLIH IS USING THE INTERRUPT HANDLER LINKAGE STACK.
		.... .1..		PSAILSOR	"X'04'" - EXIT IS USING THE INTERRUPT HANDLER LINKAGE STACK.
		.... ..1.		PSAILST6	"X'02'" - TYPE 6 SVC IS USING THE INTERRUPT HANDLER LINKAGE STACK.
		.... ...1		PSAILSLK	"X'01'" - THE INTERRUPT HANDLER LINKAGE STACK IS ACTIVE BECAUSE THE RSM LOCK OR A LOCK HIGHER THAN THE RSM LOCK IS HELD.
574	(23E)	BITSTRING	2	PSALSVCI	- LAST SVC ISSUED ON THIS PROCESSOR PRIOR TO ENABLEMENT BY THE SVC FLIH. OWNERSHIP: SUPERVISOR CONTROL SERIALIZATION: DISABLEMENT
576	(240)	BITSTRING	1	PSAFLAGS	- SYSTEM FLAGS This field is PI for bits PSATX and PSATXC only OWNERSHIP: SUPERVISOR CONTROL SERIALIZATION: DISABLEMENT SERIALIZATION: None for PI bits
		1... ..		PSAAEIT	"X'80'" - ADDRESSING ENVIRONMENT IS IN TRANSITION. INDICATES THAT THE SPACE TYPE (ADDRESS SPACE OR SUBSPACE) ASSOCIATED WITH PASN OR SASN IS UNKNOWN. Was PSAFPAC, PSAFPPE 2
		.... 1...		PSATX	"X'08'" Equivalent to CVTTX
		.... .1..		PSATXC	"X'04'" Equivalent to CVTTXC
577	(241)	BITSTRING	10	PSARV241	RESERVED FOR FUTURE USE - SC1C5.
587	(24B)	BITSTRING	1	PSASCAFF	\$\$\$CAFFOLD
		1... ..		PSAEMEMA	"X'80'" \$\$\$CAFFOLD: z/Architecture
588	(24C)	ADDRESS	4	PSALKCRF	LINKAGE STACK POINTER SAVE AREA. USED WHEN THE RSM OR ANY LOCK ABOVE THE RSM LOCK IS HELD.
592	(250)	DBL WORD	8	(0)	- ALIGN PSAMPSW TO DOUBLE WORD
592	(250)	BITSTRING	8	PSAMPSW	- SETLOCK MODEL PSW
		.... ..1.		PSAPIOM	"X'02'" INPUT/OUTPUT INTERRUPT MASK
		.... ...1		PSAPEXM	"X'01'" EXTERNAL INTERRUPT MASK
600	(258)	BITSTRING	8	PSAICNT	- Instruction count at last (re)dispatch
608	(260)	BITSTRING	1	PSAXAD	Must be x'AD' - ISV dependency
609	(261)	BITSTRING	1	PSAINTSM	Used by IEAVEINT. OWNERSHIP: SUPERVISOR CONTROL. SERIALIZATION: DISABLEMENT.
610	(262)	BITSTRING	14	PSARV262	Reserved

Table 763. Structure PSA (continued)

Offset Dec	Offset Hex	Type	Len	Name(Dim)	Description
624	(270)	SIGNED	4	PSASTOSM	- STOSM PSASLSA,X'00' Instruction. In order to use this field, move the system mask to PSASTSSM and immediately issue EX 0,PSASTOSM. The system mask field (PSASTSSM) is not preserved across calls. Note that this technique causes a store into the instruction stream, which causes poor performance. Starting with z/OS 2.5, the SSM instruction can instead be used to restore a saved system mask, and EX 0,PSASTOSM should be avoided. Ownership: NA. Serialization: Disablement.
624	(270)	X'271'	0	PSASTSSM	"PSASTOSM+1,1,C'X'" - LABEL FOR SYSTEM MASK USED IN ABOVE INSTRUCTION. OWNERSHIP: NA.
628	(274)	SIGNED	4	PSAHLHIS	- SAVE AREA FOR PSAHLHI MDC050
632	(278)	BITSTRING	1	PSARECUR	- RESTART FLIH RECURSION INDICATOR. IF X'00', FLIH NOT IN CONTROL. IF X'FF', FLIH IN CONTROL, ENTRY IS RECURSIVE. MDC093
633	(279)	BITSTRING	1	PSARSSM	- STNSM AREA FOR IEAVERES
634	(27A)	BITSTRING	1	PSASNSM2	- STNSM AREA FOR IEAVTRT1 (MDC470)
635	(27B)	BITSTRING	1	PSARTM1S	- Bits 0-7 of the current PSW are stored here
636	(27C)	ADDRESS	4	PSALWTSA	- REAL ADDRESS OF SAVE AREA USED WHEN A RESTARTABLE WAIT STATE IS LOADED OWNERSHIP: LDWT
640	(280)	CHARACTER	116	PSACLHT(0)	- CPU LOCKS TABLE (MDC314)
640	(280)	CHARACTER	80	PSACLHT1(0)	- SPIN LOCKS TABLE
640	(280)	ADDRESS	4	PSADISPL	"V(DISLOCK)" - GLOBAL DISPATCHER LOCK (MDC315)
644	(284)	ADDRESS	4	PSAASML	- AUXILIARY STORAGE MANAGEMENT (ASM) LOCK MDC002
648	(288)	ADDRESS	4	PSASALCL	"V(SALCLOCK)" - SPACE ALLOCATION LOCK (MDC316)
652	(28C)	ADDRESS	4	PSAIOSSL	- IOS SYNCHRONIZATION LOCK MDC010
656	(290)	ADDRESS	4	PSARSMDL	- ADDRESS OF THE RSM DATA SPACE LOCK
660	(294)	ADDRESS	4	PSAIOSUL	- IOS UNIT CONTROL BLOCK LOCK MDC005
664	(298)	ADDRESS	4	PSARSMQL	- RSMQ lock
668	(29C)	ADDRESS	4	PSARV29C	- RESERVED FOR LOCK EXPANSION
672	(2A0)	ADDRESS	4	PSARV2A0	- RESERVED FOR LOCK EXPANSION
676	(2A4)	ADDRESS	4	PSATPACL	- TCAM'S TPACBDEB LOCK MDC009
680	(2A8)	ADDRESS	4	PSAOPTL	"V(OPTLOCK)" - OPTIMIZER LOCK (MDC317)
684	(2AC)	ADDRESS	4	PSARSMGL	- RSM GLOBAL LOCK
688	(2B0)	ADDRESS	4	PSAVFIXL	"V(VFIXLOCK)" VSM FIXED SUBPOOLS LOCK
692	(2B4)	ADDRESS	4	PSAASMGL	- ASM GLOBAL LOCK
696	(2B8)	ADDRESS	4	PSARSMSL	- RSM STEAL LOCK
700	(2BC)	ADDRESS	4	PSARSMXL	- RSM CROSS MEMORY LOCK
704	(2C0)	ADDRESS	4	PSARSMAL	- RSM ADDRESS SPACE LOCK
708	(2C4)	ADDRESS	4	PSAVPAGL	"V(VPAGLOCK)" VSM PAGEABLE SUBPOOLS LOCK
712	(2C8)	ADDRESS	4	PSARSMCL	RSM COMMON LOCK

Table 763. Structure PSA (continued)

Offset Dec	Offset Hex	Type	Len	Name(Dim)	Description
712	(2C8)	X'13'	0	PSALKS1	"(*-PSACLHT1)/4" COUNT OF LOCKS IN CLHT1 (19)
716	(2CC)	ADDRESS	4	PSARVLK2	RESERVED FOR LOCK EXPANSION
720	(2D0)	CHARACTER	16	PSACLHT2(0)	SHARED EXCLUSIVE LOCKS TABLE
720	(2D0)	ADDRESS	4	PSARSML	"V(RSMLOCK)" RSM GLOBAL FUNCTION/ RECOVERY LOCK
		1... ..		PSARSMEX	"X'80'" - BIT 0 OF PSARSML. IF ON, THE RSM LOCK IS HELD EXCLUSIVE.
724	(2D4)	ADDRESS	4	PSATRCCL	"V(TRCELOCK)" TRACE BUFFER MANAGEMENT LOCK
		1... ..		PSATRCCLX	"X'80'" - BIT 0 OF PSATRCCL. IF ON THE TRACE LOCK IS HELD EXCLUSIVE.
728	(2D8)	ADDRESS	4	PSAIOSL	"V(IOSLOCK)" - IOS LOCK
		1... ..		PSAIOSEX	"X'80'" - BIT 0 OF PSAIOSL. IF ON THE IOS LOCK IS HELD EXCLUSIVE.
728	(2D8)	X'3'	0	PSALKS2	"3" COUNT OF LOCKS IN CLHT2
732	(2DC)	ADDRESS	4	PSARVLK4	- RESERVED FOR LOCK EXPANSION
736	(2E0)	CHARACTER	8	PSACLHT3(0)	SPECIAL LOCKS TABLE
736	(2E0)	ADDRESS	4	PSACPUL	CPU TABLE LOCKS
736	(2E0)	X'1'	0	PSALKS3	"1" COUNT OF LOCKS IN CLHT3
740	(2E4)	ADDRESS	4	PSARVLK5	- RESERVED FOR LOCK EXPANSION
744	(2E8)	CHARACTER	12	PSACLHT4(0)	SUSPEND LOCKS TABLE
744	(2E8)	ADDRESS	4	PSACMSL	- CROSS MEMORY SERVICES LOCK (MDC463)
748	(2EC)	ADDRESS	4	PSALOCAL	- LOCAL LOCK
748	(2EC)	X'2'	0	PSALKS4	"2" COUNT OF LOCKS IN CLHT4
752	(2F0)	ADDRESS	4	PSARVLK6	- RESERVED FOR LOCK EXPANSION
756	(2F4)	ADDRESS	4	PSALCPUA	- LOGICAL CPU ADDRESS FOR LOCK INSTRUCTION.
760	(2F8)	SIGNED	4	PSAHLHI(0)	- HIGHEST LOCK HELD INDICATOR.
760	(2F8)	SIGNED	4	PSACLHS(0)	- CPU LOCKS HELD STRING MDC122
760	(2F8)	BITSTRING	1	PSACLHS1	- FIRST BYTE OF PSACLHS. (MDC384)
		1... ..		PSACPULI	"X'80'" - CPU LOCK INDICATOR
		...1 .....		PSASUM	"X'10'" - SUMMARY BIT. IF ON, AT LEAST ONE LOCK IN PSACLHSE IS HELD BY THIS PROCESSOR.
		.... 1...		PSARSMLI	"X'08'" - RSM LOCK INDICATOR
		.... .1..		PSATRCCL	"X'04'" - TRACE LOCK INDICATOR
		.... ..1.		PSAIOSEI	"X'02'" - IOS LOCK INDICATOR
761	(2F9)	BITSTRING	1	PSACLHS2	- SECOND BYTE OF PSACLHS. (MDC385)
		...1 .....		PSARSMCI	"X'10'" - RSM COMMON LOCK INDICATOR
		.... 1...		PSARSMGI	"X'08'" - RSM GLOBAL LOCK INDICATOR
		.... .1..		PSAVFIXI	"X'04'" - VSM FIX LOCK INDICATOR
		.... ..1.		PSAASMG	"X'02'" - ASM GLOBAL LOCK INDICATOR
		.... ...1		PSARSMSE	"X'01'" - RSM STEAL LOCK INDICATOR
762	(2FA)	BITSTRING	1	PSACLHS3	- THIRD BYTE OF PSACLHS (MDC386)
		1... ..		PSARSMXI	"X'80'" - RSM CROSS MEMORY LOCK INDICATOR
		.1.. .....		PSARSMSEI	"X'40'" - RSM ADDRESS SPACE LOCK INDICATOR
		..1. ....		PSAVPAGI	"X'20'" - VSM PAGE LOCK INDICATOR

Table 763. Structure PSA (continued)

Offset Dec	Offset Hex	Type	Len	Name(Dim)	Description
		...1 ....		PSADSPLI	"X'10'" - DISPATCHER LOCK INDICATOR (MDC387)
		.... 1...		PSAASMLI	"X'08'" - ASM LOCK INDICATOR (MDC388)
		.... .1..		PSASALLI	"X'04'" - SPACE ALLOCATION LOCK INDICATOR (MDC389)
		.... ..1.		PSAIOSLI	"X'02'" - IOS SYNCHRONIZATION LOCK INDICATOR (MDC390)
		.... ...1		PSARSMDI	"X'01'" - RSM DATA SPACE LOCK INDICATOR
763	(2FB)	BITSTRING	1	PSACLHS4	- FOURTH BYTE OF PSACLHS (MDC392)
		1... ....		PSAIOULI	"X'80'" - IOS UCB LOCK INDICATOR (MDC393)
		.1.. ....		PSARSMQI	"X'40'" - RSMQ lock indicator
		.... 1...		PSATPALI	"X'08'" - TPACBDEB LOCK INDICATOR (MDC397)
		.... .1..		PSASRMLI	"X'04'" - SYSTEM RESOURCE MANAGER (SRM) LOCK INDICATOR (MDC398)
		.... ..1.		PSACMSLI	"X'02'" - CROSS MEMORY SERVICES LOCK INDICATOR (CMS, CMSSMF, CMSEQDQ, CMSLATCH) (MDC399)
		.... ...1		PSALCLLI	"X'01'" - LOCAL LOCK INDICATOR (MDC400)
764	(2FC)	ADDRESS	4	PSALITA	"V(IEAVELT1)" - ADDRESS OF LOCK INTERFACE TABLE.
768	(300)	BITSTRING	8	PSASTOR8	- 8-BYTE value for master's STO
776	(308)	SIGNED	4	PSACR0	- SAVE AREA FOR CONTROL REGISTER 0
780	(30C)	BITSTRING	1	PSAMCHFL	- MCH RECURSION FLAGS
781	(30D)	BITSTRING	1	PSASYMSK	- THIS FIELD WILL BE USED IN CONJUNCTION WITH THE STNSM INSTRUCTION TO PLACE IOS CHANNEL SCHEDULER INTO A DISABLED STATE AND SIMULTANEOUSLY SAVE THE SYSTEM MASK OF THE CALLER MDC022
782	(30E)	BITSTRING	1	PSAACTCD	- ACTION CODE SUPPLIED BY OPERATOR AFTER SYSTEM HAS LOADED RESTARTABLE WAIT STATE AND BEFORE THE RESTART KEY IS DEPRESSED. VALUE DEPENDS ON RESTARTABLE WAIT STATE CODE. UNPREDICTABLE DURING NORMAL SYSTEM OPERATION. OWNERSHIP: LDWT
783	(30F)	BITSTRING	1	PSAMCHIC	- MCH INITIALIZATION COMPLETE FLAGS MDC098
784	(310)	ADDRESS	4	PSAWKRAP	- REAL ADDRESS OF VARY CPU PARAMETER LIST MDC106
788	(314)	ADDRESS	4	PSAWKVAP	- VIRTUAL ADDRESS OF VARY CPU PARAMETER LIST MDC107
792	(318)	SIGNED	2	PSAVSTAP	- WORK AREA FOR VARY CPU MDC108
794	(31A)	SIGNED	2	PSACPUSA	- PHYSICAL CPU ADDRESS (STATIC) (MDC131) YM3489
796	(31C)	SIGNED	4	PSASTOR	- MASTER MEMORY'S SEGMENT TABLE ORIGIN REGISTER (STOR) VALUE
800	(320)	BITSTRING	90	PSAIDAWK	- WORK SAVE AREA FOR private DEBUG TOOL.
890	(37A)	SIGNED	2	PSARET	- BSM 0,14 BRANCH RETURN TO CALLER USED BY ROUTINES INVOKED BY IOS
892	(37C)	SIGNED	2	PSARETCD	- BSM 0,14 BRANCH RETURN TO CALLER WITH RETURN CODE IN REGISTER 15, USED BY ROUTINES INVOKED BY IOS

Table 763. Structure PSA (continued)

Offset Dec	Offset Hex	Type	Len	Name(Dim)	Description
894	(37E)	BITSTRING	2	PSAVAL(0)	- Virtual Architecture Level. Bits 0-11 are the same as IHASCCB field SCCBVAL bits 20-31. Bits 12-15 are not defined.
894	(37E)	BITSTRING	1	PSAVAL_MACHINE	First byte. Sample values: 0 meant z10 or earlier but is not possible for this release. 1 meant z196 but is not possible for this release. 2 meant zEC12 but is not possible for this release. 3 meant zEC13 but is not possible for this release. 4 meant z14 but is not possible for this release. 5 means z15, etc.
895	(37F)	BITSTRING	1		
896	(380)	CHARACTER	64	PSARSVT(0)	- RECOVERY STACK VECTOR TABLE MDC064
896	(380)	CHARACTER	64	PSARSVTE(0)	- RECOVERY STACK VECTOR TABLE MDC065
896	(380)	ADDRESS	4	PSACSTK	- ADDRESS OF CURRENTLY USED FUNCTIONAL RECOVERY ROUTINE (FRR) STACK MDC061
900	(384)	ADDRESS	4	PSANSTK	- ADDRESS OF NORMAL FRR STACK MDC062
904	(388)	ADDRESS	4	PSASSTK	- ADDRESS OF SVC-I/O-DISPATCHER FRR STACK MDC063
908	(38C)	ADDRESS	4	PSASSAV	- ADDRESS OF INTERRUPTED STACK SAVED BY SVC, I/O, DISPATCHER MDC066
912	(390)	ADDRESS	4	PSAMSTK	- ADDRESS OF MCH FRR STACK MDC067
916	(394)	ADDRESS	4	PSAMSAV	- ADDRESS OF INTERRUPTED STACK SAVED BY MCH MDC068
920	(398)	ADDRESS	4	PSAPSTK	- ADDRESS OF PROGRAM CHECK FLIH FRR STACK MDC069
924	(39C)	ADDRESS	4	PSAPSAV	- ADDRESS OF INTERRUPTED STACK SAVED BY PROGRAM CHECK FLIH MDC070
928	(3A0)	ADDRESS	4	PSAESTK1	- ADDRESS OF EXTERNAL FLIH FRR STACK FOR NON-RECURSIVE ENTRIES MDC071
932	(3A4)	ADDRESS	4	PSAESAV1	- ADDRESS OF INTERRUPTED STACK SAVED BY EXTERNAL FLIH FOR NON-RECURSIVE ENTRIES MDC072
936	(3A8)	ADDRESS	4	PSAESTK2	- ADDRESS OF EXTERNAL FLIH FRR STACK FOR FIRST LEVEL RECURSIONS MDC073
940	(3AC)	ADDRESS	4	PSAESAV2	- ADDRESS OF INTERRUPTED STACK SAVE BY EXTERNAL FLIH FOR FIRST LEVEL RECURSIONS MDC074
944	(3B0)	ADDRESS	4	PSAESTK3	- ADDRESS OF EXTERNAL FLIH FRR STACK FOR SECOND LEVEL RECURSIONS AND ACR MDC075
948	(3B4)	ADDRESS	4	PSAESAV3	- ADDRESS OF INTERRUPTED STACK SAVED BY EXTERNAL FLIH FOR SECOND LEVEL RECURSIONS MDC076
952	(3B8)	ADDRESS	4	PSARSTK	- ADDRESS OF RESTART FLIH FRR STACK MDC077
956	(3BC)	ADDRESS	4	PSARSAV	- ADDRESS OF INTERRUPTED STACK SAVED BY RESTART FLIH MDC078
960	(3C0)	DBL WORD	8	(0)	- ALIGN PSALWPSW TO DOUBLE WORD
960	(3C0)	BITSTRING	8	PSALWPSW	- PSW OF WORK INTERRUPTED WHEN A RESTARTABLE WAIT STATE IS LOADED OWNERSHIP: LDWT
968	(3C8)	DBL WORD	8	PSARV3C8	Reserved
976	(3D0)	ADDRESS	4	PSATSTK	- ADDRESS OF RTM RECOVERY STACK. SERIALIZATION: NONE - THE FIELD IS INITIALIZED AT IPL/VARY CPU ONLINE TIME ONLY. OWNER: RTM.

Table 763. Structure PSA (continued)

Offset Dec	Offset Hex	Type	Len	Name(Dim)	Description
980	(3D4)	ADDRESS	4	PSATSAV	- ADDRESS OF ERROR STACK SAVED BY RTM WHEN SWITCHING TO RTM RECOVERY STACK. OWNERSHIP: RTM
984	(3D8)	ADDRESS	4	PSAASTK	- ADDRESS OF ACR FRR STACK. OWNERSHIP: ACR
988	(3DC)	ADDRESS	4	PSAASAV	- ADDRESS OF INTERRUPT STACK SAVED BY ACR. OWNERSHIP: ACR
992	(3E0)	DBL WORD	8	(0)	- ALIGN PSARTPSW TO DOUBLE WORD
992	(3E0)	BITSTRING	8	PSARTPSW	- RESUME PSW FOR RTM SETRP RETRY OPTION OWNERSHIP: RTM
1000	(3E8)	BITSTRING	8	PSAPCR0E	- Temp for PC FLIH/Disp for CR0E
1008	(3F0)	SIGNED	4	(0)	- ALIGN PSASFACC TO FULL WORD MDC123
1008	(3F0)	BITSTRING	4	PSASFACC	- SETFRR ABEND COMPLETION CODE USED WHEN A SETFRR ADD IS ISSUED AGAINST A FULL FRR STACK MDC123
1012	(3F4)	SIGNED	4	PSALSFCC	- L 1,PSASFACC INSTRUCTION TO LOAD REGISTER 1 WITH THE SETFRR ABEND COMPLETION CODE IN PSASFACC
1016	(3F8)	SIGNED	2	PSASVC13	- AN SVC 13 INSTRUCTION
1018	(3FA)	BITSTRING	1	PSAFPFL	- See LCCAFPFL Interface only for PSABFP, PSAVSS
		...1 ....		PSABFP	"X'10'" Additional FP status is being saved
		.... 1...		PSAVSS	"X'08'" VRs are being saved
		.... .1..		PSAGSF	"X'04'" GSF controls are being saved
1019	(3FB)	BITSTRING	1	PSAINT	- FLAGS FOR CPU TIMER (MDC466)
		1... ....		PSANUIN	"X'80'" - CPU TIMER CANNOT BE USED (MDC467)
1020	(3FC)	BITSTRING	12	PSARV3FC	- Reserved
1032	(408)	ADDRESS	4	PSAATCVT	- ADDRESS OF VTAM ATCVT. INITIALIZED BY VTAM. (MDC300)
1036	(40C)	ADDRESS	4	PSAWTCOD	- WAIT STATE CODE LOADED OWNERSHIP: LDWT
1040	(410)	ADDRESS	4	PSASCWA	- ADDRESS OF SUPERVISOR CONTROL CPU RELATED WORK SAVE AREA
1044	(414)	ADDRESS	4	PSARMSA	- ADDRESS OF RSM CPU RELATED WORK SAVE AREA
1048	(418)	DBL WORD	8	(0)	- ALIGN PSASCPSW TO DOUBLE WORD (MDC325)
1048	(418)	BITSTRING	4	PSASCPSW	- MODEL PSW OWNERSHIP: SUPERVISOR CONTROL. SERIALIZATION: DISABLED.
1052	(41C)	ADDRESS	4		- MODEL PSW SECOND HALF (MDC325)
1056	(420)	DBL WORD	8	(0)	- ALIGN PSASMPSW TO DOUBLE WORD (MDC326)
1056	(420)	BITSTRING	4	PSASMPSW	- SRB DISPATCH PSW (MDC326)
1060	(424)	ADDRESS	4		- DISPATCH PSW SECOND HALF (MDC326)
1064	(428)	DBL WORD	8	(0)	- ALIGN PSAPCPSW TO DOUBLE WORD YM0943
1064	(428)	BITSTRING	16	PSAPCPSW	= TEMPORARY OLD PSW STORAGE FOR PROGRAM FLIH (MDC129)
1080	(438)	BITSTRING	8	PSARV438	= Reserved
1088	(440)	DBL WORD	8	(0)	- Align PSARSP16 to double word
1088	(440)	BITSTRING	16	PSAMCX16	- MCH exit PSW16



Table 763. Structure PSA (continued)

Offset Dec	Offset Hex	Type	Len	Name(Dim)	Description
1104	(450)	BITSTRING	16	PSARSP16	- Resume PSW field for restart interrupt handler
1120	(460)	BITSTRING	16	PSAPSWSV16	- PSW SAVE AREA FOR DISPATCHER AND ACR
1120	(460)	DBL WORD	8		- Part of PSAPSWSV16
1128	(468)	BITSTRING	8	PSAPSWSV	- PSW SAVE AREA FOR DISPATCHER AND ACR (MDC319)
1136	(470)	DBL WORD	8	(0)	- ALIGN PSACPUT TO DOUBLE WORD (MDC328)
1136	(470)	BITSTRING	8	PSACPUT	- SUPERVISOR CPU TIMER SAVE AREA (MDC328)
1144	(478)	SIGNED	4	PSAPCFUN(0)	- PROGRAM FLIH RECURSION FLAGS (MDC613)
1144	(478)	BITSTRING	1	PSAPCFB1	- FUNCTION VALUE (MDC484)
		.... .1		PSAPCMC	"X'01'" - MC INTERRUPT (MDC605)
		.... .1.		PSAPCPF	"X'02'" - PAGE FAULT
		.... .11		PSAPCPS	"X'03'" - PER/SPACE SWITCH INTERRUPT
		.... .1..		PSAPCAD	"X'04'" - ADDRESSING EXCEPTION (MDC488)
		.... .1.1		PSAPCTR	"X'05'" - TRANSLATION EXCEPTION (MDC489)
		.... .11.		PSAPCPC	"X'06'" - PROGRAM CHECK (MDC490)
		.... .111		PSAPCTRC	"X'07'" - TRACE INTERRUPT
		.... 1...		PSAPCAF	"X'08'" - NEW VALUE FOR PROGRAM INTERRUPT FLAG. ASYMMETRIC FEATURE OPERATION EXCEPTION.
		.... 1..1		PSAPCLS	"X'09'" - LINKAGE STACK INTERRUPT FUNCTION VALUE FOR PROGRAM FLIH.
		.... 1.1.		PSAPCART	"X'0A'" - ACCESS REGISTER TRANSLATION INTERRUPT VALUE FOR PROGRAM FLIH.
		.... 1.11		PSAPCDPF	"X'0B'" - DISABLED PAGE/SEGMENT FAULT
		.... 11..		PSAPCDAR	"X'0C'" - DISABLED ART PIC X'2B' FUNCTION VALUE FOR PROGRAM FLIH.
		.... 11.1		PSAPCPRT	"X'0D'" - Protection exception function value
		.... 11.1		PSAPCMAX	"X'0D'" - MAXIMUM VALID FUNCTION VALUE
1145	(479)	BITSTRING	1	PSAPCFB2	- FUNCTION FLAGS (MDC491)
		1... ....		PSAPCTRR	"X'80'" - TRACE INTERRUPT RECURSION HANDLER FLAG.
		.1... ....		PSAPCMT	"X'40'" - TRACE RECURSION FLAG (MDC493)
1146	(47A)	BITSTRING	1	PSAPCFB3	- RECURSION FLAGS (MDC494)
		1... ....		PSAPCP1	"X'80'" - FIRST LEVEL PROGRAM CHECK (MDC495)
		.1... ....		PSAPCP2	"X'40'" - SECOND LEVEL PROGRAM CHECK (MDC496)
		..1. ....		PSAPCDE	"X'20'" - DAT ERROR CONDITION (MDC497)
		...1 ....		PSAPCLV	"X'10'" - 0=REGISTERS IN LCCA, 1=REGISTERS NOT IN LCCA. (MDC498)
		.... 1...		PSAPCP3	"X'08'" - THIRD LEVEL PROGRAM CHECK (MDC604)
		.... .1..		PSAPCP4	"X'04'" - FOURTH LEVEL PROGRAM CHECK (MDC604)

Table 763. Structure PSA (continued)

Offset Dec	Offset Hex	Type	Len	Name (Dim)	Description
		.... ..1.		PSAPCPFR	"X'02'" - RECURSIVE PAGE FAULT INDICATOR
		.... ...1		PSAPCAVR	"X'01'" - RECURSIVE ASTE VALIDITY INDICATOR
1147	(47B)	BITSTRING	1	PSAPCFB4	- RECURSION FLAGS
		1... ....		PSAPCDNV	"X'80'" - DUCT validity indicator
		.1.. ....		PSAPCLSR	"X'40'" - IEAVLSIH has invoked IARPTEPR and recursion into RSM is not permitted.
1148	(47C)	SIGNED	2	PSAPCPS2	- PASID AT TIME OF SECOND LEVEL INTERRUPT (MDC604)
1150	(47E)	BITSTRING	2	PSARV47E	- RESERVED
1152	(480)	BITSTRING	24	PSAPCWKA	- Work area for PC FLIH. Must be qword-aligned
1176	(498)	SIGNED	2	PSAPCPS3	- PASID AT TIME OF THIRD LEVEL INTERRUPT (MDC604)
1178	(49A)	SIGNED	2	PSAPCPS4	- PASID AT TIME OF FOURTH LEVEL INTERRUPT
1180	(49C)	SIGNED	4	PSAMODEW(0)	- Word label to address PSAMODE.
1180	(49C)	BITSTRING	1		- RESERVED - FIRST BYTE OF PSAMODEW
1181	(49D)	BITSTRING	1	PSAMFLGS	- SECOND BYTE OF PSAMODEW (MDC604)
		1... ....		PSANSS	"X'80'" - ENABLED UNLOCKED TASK WITH FRR (MDC605)
		.1.. ....		PSAPRSRB	"X'40'" - Preemptable-class SRB
1182	(49E)	BITSTRING	1	PSAMODEH	- SECOND HALFWORD OF PSAMODEW. FIRST BYTE MUST BE ZERO FOR I/O AND EXTERNAL FLIHS. (MDC613)
1183	(49F)	BITSTRING	1	PSAMODE	- SYSTEM MODE INDICATOR AND DISPLACEMENT INTO TABLES FOR EXTERNAL AND I/O FLIHS
		.... ....		PSATASKM	"X'00'" - TASK MODE VALUE (MDC338)
		.... .1..		PSASRBM	"X'04'" - SRB MODE VALUE (MDC339)
		.... 1...		PSAWAITM	"X'08'" - WAIT MODE VALUE (MDC340)
		...1 ....		PSADISPM	"X'10'" - DISPATCHER MODE VALUE (MDC342)
		..1. ....		PSAPSRBM	"X'20'" - PSEUDO SRB MODE FLAG BIT. THIS BIT MAY BE ON WITH ANY OF ABOVE MODE VALUES. (MDC343)
1184	(4A0)	BITSTRING	3		- RESERVED
1187	(4A3)	BITSTRING	1	PSASTNSM	- STNSM TARGET USED BY EXIT PROLOGUE (MDC346)
1188	(4A4)	SIGNED	4	PSALKJW	- LOCAL LOCK RELEASE SRB JOURNAL WORD (MDC612)
1192	(4A8)	DBL WORD	8	PSADZERO(0)	- DOUBLEWORD OF ZERO (MDC612)
1192	(4A8)	SIGNED	4	PSAFZERO	- FULLWORD OF ZERO (MDC612)
1196	(4AC)	SIGNED	4		- FULLWORD OF ZERO (MDC612)
1200	(4B0)	SIGNED	4	PSALKJW2	- CMS LOCK RELEASE JOURNAL WORD. (MDC613)
1204	(4B4)	ADDRESS	4	PSALKPT	"V(IEALKPT)" - SETLOCK TEST,TYPE=HIER PARAMETER LIST TABLE. OWNERSHIP: LOCK MANAGER. SERIALIZATION: NONE.
1208	(4B8)	ADDRESS	4	PSALAA	- LE Anchor Area. Owner: LE
1212	(4BC)	ADDRESS	4	PSALIT2	"V(IEAVLT2)" - POINTER TO THE EXTENDED LOCK INTERFACE TABLE.

Table 763. Structure PSA (continued)

Offset Dec	Offset Hex	Type	Len	Name(Dim)	Description
1216	(4C0)	ADDRESS	4	PSAECLTP	"V(IEACLTE)" - POINTER TO THE EXTENDED CURRENT LOCKS HELD TABLE.
1220	(4C4)	SIGNED	4	PSACLHSE(0)	- CURRENT LOCKS HELD STRING EXTENSION
1220	(4C4)	BITSTRING	1	PSALHEB0	- BYTE 0 OF THE CURRENT LOCK HELD STRING EXTENSION.
		1... ..		PSABLSDI	"X'80'" - BMFLSD LOCK INDICATOR.
		.1.. ..		PSAXDSI	"X'40'" - XCFDS LOCK INDICATOR.
		..1. ....		PSAXRESI	"X'20'" - XCFRES LOCK INDICATOR.
		...1 ....		PSAXQI	"X'10'" - XCFQ LOCK INDICATOR.
		.... 1...		PSAESETI	"X'08'" - ETRSET LOCK INDICATOR.
		.... .1..		PSAIXSCI	"X'04'" - IXLSCH LOCK INDICATOR.
		.... ..1.		PSAIXSHI	"X'02'" - IXLSHR LOCK INDICATOR.
		.... ...1		PSAIXDSI	"X'01'" - IXLDS LOCK INDICATOR.
1221	(4C5)	BITSTRING	1	PSALHEB1	- BYTE 1 OF THE CURRENT LOCK HELD STRING EXTENSION.
		1... ..		PSAIXLLI	"X'80'" - IXLSHELL LOCK INDICATOR.
		.1.. ..		PSAULUTI	"X'40'" - IOSULUT LOCK INDICATOR.
		..1. ....		PSAIXLRI	"X'20'" - IXLREQST LOCK INDICATOR.
		...1 ....		PSAWLMRI	"X'10'" - WLMRES LOCK INDICATOR
		.... 1...		PSAWLMQI	"X'08'" - WLMQ LOCK INDICATOR.
		.... .1..		PSACNTXI	"X'04'" - CONTEXT LOCK INDICATOR
		.... ..1.		PSAREGSI	"X'02'" - REGSRV LOCK INDICATOR.
		.... ...1		PSASSDLI	"X'01'" - SSD LOCK INDICATOR.
1222	(4C6)	BITSTRING	1	PSALHEB2	- BYTE 2 OF THE CURRENT LOCK HELD STRING EXTENSION.
		1... ..		PSAGRSLI	"X'80'" - GRSINT lock indicator
		.1.. ..		PSAMISLI	"X'40'" - MISC lock indicator
		.1.. ....		PSAPSLK1	"X'40'" - n/a
		..1. ....		PSADNU2	"X'20'" - n/a
		..1. ....		PSAPNLK1	"X'20'" - n/a
		...1 ....		PSADNU3	"X'10'" - n/a
		...1 ....		PSAIOLK1	"X'10'" - n/a
		.... 1...		PSADNU4	"X'08'" - n/a
		.... 1...		PSAPXLK1	"X'08'" - n/a
		.... .1..		PSADNU5	"X'04'" - n/a
		.... .1..		PSADRLK3	"X'04'" - n/a
		.... ..1.		PSADRLK2	"X'02'" - HCWDRLK2 lock indicator
		.... ...1		PSADRLK1	"X'01'" - HCWDRLK1 lock indicator
1223	(4C7)	BITSTRING	1	PSALHEB3	- BYTE 3 OF THE CURRENT LOCK HELD STRING EXTENSION.
		1... ..		PSASRMEI	"X'80'" - SRMENQ lock indicator
		.1.. ....		PSASSDGI	"X'40'" - SSDGROUP lock indicator
1224	(4C8)	BITSTRING	8	PSARV4C8	- RESERVED FOR FUTURE LOCK EXPANSION.
1232	(4D0)	BITSTRING	144	PSARV4D0	- RESERVED.
1376	(560)	BITSTRING	36	PSADIAG560	- Diagnostic data for IBM use only
1412	(584)	BITSTRING	4	PSARV584	- RESERVED.
1416	(588)	BITSTRING	1	PSAHWFB	- HARDWARE FLAG BYTE.

Table 763. Structure PSA (continued)

Offset Dec	Offset Hex	Type	Len	Name(Dim)	Description
1417	(589)	BITSTRING	1	PSACR0CB	- CR0 CONTROL BYTE USED BY PROTPSA MACRO (MDC425)
		...1 ....		PSAENABL	"X'10'" - TO ENABLE PSA PROTECTION (MDC428)
		.... ....		PSADSABL	"X'00'" - TO DISABLE PSA PROTECTION (MDC429)
1418	(58A)	BITSTRING	2	PSARV58A	- RESERVED
1420	(58C)	SIGNED	4	PSACR0SV	- CR0 SAVE AREA USED BY PROTPSA MACRO (MDC426)
		...1 ....		PSACR0EN	"X'10'" - IF 0, PSA PROTECT DISABLED. IF 1, PSA PROTECT ENABLED. BIT IS IN HIGH-ORDER BYTE OF PSACR0SV. (MDC432)
		1... ....		PSACR0ED	"X'80'" DAT features. Bit is in PSACR0SV+1
		.... 1...		PSACR0AL	"X'08'" - IF 1, ASN & LX Reuse facility is enabled. Bit is in PSACR0SV+1
		.... .1..		PSACR0FP	"X'04'" - IF 1, extended floating point is enabled. Bit is in PSACR0SV+1
		.... ..1.		PSACR0VI	"X'02'" - IF 1, vector instructions are enabled. Bit is in PSACR0SV+1
1424	(590)	SIGNED	4	PSAPCCR0	- PROGRAM CHECK FLIH CR0 SAVE AREA (MDC427)
1428	(594)	SIGNED	4	PSARCR0	- RESTART FLIH CR0 SAVE AREA (MDC434)
		...1 ....		PSARPEN	"X'10'" - IF 0, PSA PROTECT DISABLED. IF 1, PSA PROTECT ENABLED. BIT IS IN HIGH-ORDER BYTE OF PSARCR0. (MDC435)
1432	(598)	DBL WORD	8	PSASTKE(0)	- CURRENT STACK CONTROL WORD FOR SRB'S AND TYPE 6 SVC'S.
1432	(598)	SIGNED	2	PSATKN	- CURRENT STACK TOKEN (MDC610)
1434	(59A)	SIGNED	2	PSAASD	- CURRENT STACK ADDRESS SPACE DESIGNATOR (MDC610)
1436	(59C)	SIGNED	4	PSASEL	- CURRENT STACK ELEMENTS ADDRESS (MDC610)
1440	(5A0)	DBL WORD	8	(0)	- ALIGN PSASKPSW TO A DOUBLEWORD (MDC604)
1440	(5A0)	BITSTRING	4	PSASKPSW	PCLINK STACK/UNSTACK MODEL PSW (MDC604)
1444	(5A4)	ADDRESS	4	PSASKPS2	- PCLINK PSW ADDRESS (MDC604)
1448	(5A8)	ADDRESS	4	PSACPCLS	- PCLINK WORKAREA - CURRENT STACK HEADER ADDRESS
1452	(5AC)	BITSTRING	4	PSARV5AC	- RESERVED.
1456	(5B0)	ADDRESS	4	PSASCF5	- ADDRESS OF THE SUPERVISOR CONTROL FLIH SAVEAREA.
1460	(5B4)	ADDRESS	4	PSAPAWA	- ADDRESS OF PC/AUTH WORK AREA.
1464	(5B8)	BITSTRING	1	PSASCFB	- SUPERVISOR CONTROL FLAG BYTE.
		1... ....		PSAIOPR	"X'80'" - INDICATES IF INTERRUPTED TASK SHOULD BE PREEMPTED. USED BY THE I/O FLIH.
		.1.. ....		PSAIORTY	"X'40'" - I/O FLIH RECOVERY FLAG. IF 1, CONTINUE RETRY PROCESSING INSTEAD OF ABENDING
		..1. ....		PSA_LOCKSPINENTERED	"X'20'" - Set whenever supervisor spins for a lock
1465	(5B9)	BITSTRING	3	PSARV5B9	- RESERVED

Table 763. Structure PSA (continued)

Offset Dec	Offset Hex	Type	Len	Name (Dim)	Description
1468	(5BC)	BITSTRING	4	PSACR0M1	MASK OF CR0 WITH EXTERNAL MASK BITS OFF - USED BY WINDOW.
1472	(5C0)	BITSTRING	4	PSACR0M2	MASK OF CR0 WITH ONLY EXTERNAL MASK BITS ON - USED BY WINDOW.
1476	(5C4)	BITSTRING	4	PSARV5C4	- RESERVED
1480	(5C8)	BITSTRING	8	PSA_CR0EMASKOFFEXTINT	Mask of bits to turn off all external interrupts in grande CR0
1488	(5D0)	BITSTRING	8	PSA_CR0EMASKONEXTINT	Mask of bits to turn on all external interrupts in grande CR0
1496	(5D8)	BITSTRING	8	PSA_CR0ESAVEAREA(0)	Save area for grande CR0
1496	(5D8)	BITSTRING	4	PSA_CR0ESAVEAREA_HW	High word save area for high word of CR0
1500	(5DC)	BITSTRING	4	PSA_CR0ESAVEAREA_LW	Low word save area for low word of CR0
1504	(5E0)	BITSTRING	16	PSA_WINDOWWORKAREA	WorkArea for IEAMWIN
1504	(5E0)	BITSTRING	8	PSA_WINDOWTODDELTA	Difference in TOD values - used in IEAMWIN PL/X
1504	(5E0)	BITSTRING	4	PSA_WINDOWTODDELTA_HW	High word area for difference in TOD values
1508	(5E4)	BITSTRING	4	PSA_WINDOWTODDELTA_LW	Low word area for difference in TOD values
1520	(5F0)	BITSTRING	8	PSA_WINDOWLASTOPEN TOD	TOD when IEAMWIN last opened a window
1528	(5F8)	BITSTRING	8	PSA_WINDOWCURRENTTOD	TOD when IEAMWIN last checked to open a window
1536	(600)	BITSTRING	80	PSARV600	- RESERVED
1616	(650)	DBL WORD	8	PSA_TIME_ON_CP	- Current SRB's accumulated CPU time on a standard CP. This field must immediately precede PSATIME This field is valid only when there is at least one zCBP/zAAP or zIIP installed.
1624	(658)	DBL WORD	8	PSATIME	- CURRENT SRB'S ACCUMULATED CPU TIME
1632	(660)	SIGNED	4	PSASRSAV	- ADDRESS OF CURRENT FRR STACK SAVED BY STOP/RESET. (MDC605)
1636	(664)	BITSTRING	12	PSAESC8	- Save area for IEAVESC8
1648	(670)	BITSTRING	8	PSADEXMW	- Work area for dispatcher CR3/4
1656	(678)	BITSTRING	64	PSADSARS	- DISPATCHER ACCESS REGISTER SAVE AREA
1720	(6B8)	DBL WORD	8	PSA_PCFLIH_TRACE_INTERRUPT_CPUT	- Trace interrupt CPU timer saved by IEAVEPC0
1728	(6C0)	DBL WORD	8	PSADTSAV	- CPU TIMER VALUE AT LAST DISPATCH, SRBTIMER REQUEST, CPUTIMER EXPIRATION, OR STATUS SAVE OR RESTORE.
1728	(6C0)	BITSTRING	1	PSAFF6C0(0)	INITIALIZE FIELD PSADTSAV
1736	(6C8)	DBL WORD	8	(0)	
1736	(6C8)	BITSTRING	16	PSADEXMS(0)	- DISPATCHER CONTROL REGISTER 3 AND 4 SAVE AREA (MDC610)
1736	(6C8)	DBL WORD	8	PSADCR3(0)	- DISPATCHER CONTROL REGISTER 3 SAVE AREA (MDC610)
1736	(6C8)	SIGNED	4	PSADSINS	- DISPATCHER Secondary ASTE Inst# S/A
1740	(6CC)	SIGNED	4	PSADPKSA(0)	- PKM and SASID
1740	(6CC)	SIGNED	2	PSADPKM	- DISPATCHER PROGRAM KEY MASK SAVE AREA (MDC610)

Table 763. Structure PSA (continued)

Offset Dec	Offset Hex	Type	Len	Name(Dim)	Description
1742	(6CE)	SIGNED	2	PSADSAS	- DISPATCHER SECONDARY ASID SAVE AREA (MDC610)
1744	(6D0)	DBL WORD	8	PSADCR4(0)	- DISPATCHER CONTROL REGISTER 4 SAVE AREA (MDC610)
1744	(6D0)	SIGNED	4	PSADPINS	- DISPATCHER Primary ASTE Inst# S/A
1748	(6D4)	SIGNED	4	PSADAXPA(0)	- AX and PASID
1748	(6D4)	SIGNED	2	PSADAX	- DISPATCHER AUTHORIZATION INDEX SAVE AREA. (MDC613)
1750	(6D6)	SIGNED	2	PSADPAS	- DISPATCHER PRIMARY ASID SAVE AREA. (MDC610)
1752	(6D8)	DBL WORD	8	PSA_TIME_ON_ZCBP_NORMALIZED	- Current SRB's accumulated CPU time on a zCBP. Normalized.
1760	(6E0)	DBL WORD	8	PSAUSEND(0)	END FIRST SET OF ASSIGNED FIELDS SAVED BY ACR.
1760	(6E0)	BITSTRING	192	PSARV6E0	- RESERVED
1952	(7A0)	DBL WORD	8	PSAECVT	Address of ECVT
1960	(7A8)	DBL WORD	8	PSAXCVT	Address of XCVT
1968	(7B0)	DBL WORD	8	(0)	- ALIGN PSADATLK ON DOUBLE WORD
1968	(7B0)	BITSTRING	1	PSADATLK(48)	- AREA FOR DAT-OFF ASSIST LINKAGE CODE
2016	(7E0)	ADDRESS	4	PSADATOF	- REAL STORAGE ADDRESS OF THE DAT-OFF LINKAGE TABLE WHICH IS INITIALIZED BY NIP FOR DAT-ON/DAT-OFF LINKAGE
2020	(7E4)	SIGNED	4	PSADATLN	- LENGTH OF THE DAT-OFF INDEX TABLE (IEAVEDFT)
2024	(7E8)	ADDRESS	4	PSATBVTV	- VIRTUAL ADDRESS CORRESPONDING TO PSATBVTR.
2028	(7EC)	BITSTRING	1	PSATRACE	- SYSTEM TRACE FLAGS.
		1... ..		PSATROFF	"X'80'" - IF ON, SYSTEM TRACE SUSPENDED ON THIS PROCESSOR BECAUSE WAIT TASK DISPATCHED.
2029	(7ED)	BITSTRING	3	PSARV7ED	- RESERVED FOR SYSTEM TRACE.
2032	(7F0)	ADDRESS	8	PSATBVTR	- REAL ADDRESS OF SYSTEM TRACE BUFFER VECTOR TABLE (TBVT) REPRESENTING THE CURRENT SYSTEM TRACE BUFFER FOR THIS PROCESSOR. OWNERSHIP: SYSTEM TRACE. SERIALIZATION: DISABLEMENT FOR EXTERNAL INTERRUPTS ON THIS PROCESSOR OR THE TRACE SPIN LOCK.
2040	(7F8)	ADDRESS	4	PSATRVTV	"V(IEAVETVT)" - ADDRESS OF SYSTEM TRACE VECTOR TABLE.
2044	(7FC)	ADDRESS	4	PSATOT	"V(IEAVETOT)" - ADDRESS OF SYSTEM TRACE OPERAND TABLE.
FETCH PROTECTED KEY 0 AREA LOCATIONS 800 TO FFF HEX					
2048	(800)	DBL WORD	8	PSAUS2ST(0)	START SECOND SET OF ASSIGNED FIELDS SAVED BY ACR.
2048	(800)	BITSTRING	16	PSACDSAV(0)	CALLDISP REGISTER SAVE AREA FOR REGISTERS 14 - 1
2048	(800)	SIGNED	4	PSACDSAE	CALLDISP REGISTER 14 SAVE AREA
2052	(804)	SIGNED	4	PSACDSAF	CALLDISP REGISTER 15 SAVE AREA
2056	(808)	SIGNED	4	PSACDSA0	CALLDISP REGISTER 0 SAVE AREA
2060	(80C)	SIGNED	4	PSACDSA1	CALLDISP REGISTER 1 SAVE AREA

Table 763. Structure PSA (continued)

Offset Dec	Offset Hex	Type	Len	Name (Dim)	Description
2064	(810)	SIGNED	4	PSAGSPSW	GLOBAL SCHEDULE SYSTEM MASK SAVE AREA. OWNERSHIP: SUPERVISOR CONTROL. SERIALIZATION: DISABLEMENT.
2068	(814)	SIGNED	4	PSAGSRGS	GLOBAL SCHEDULE REGISTER SAVE AREA. OWNERSHIP: SUPERVISOR CONTROL. SERIALIZATION: DISABLEMENT.
2072	(818)	ADDRESS	4	PSA_MASTERAEREALADDR	
2076	(81C)	SIGNED	4	PSASV01R	IEAVTRG1 register 1 save area.
2080	(820)	SIGNED	4	PSASV14R	IEAVTRG1 register 14 save area.
2084	(824)	SIGNED	4	PSAEMS2R	- REGISTER SAVE AREA OWNERSHIP: MEMORY SWITCH. SERIALIZATION: DISABLED.
2088	(828)	BITSTRING	64	PSATRSV(0)	- TRACE REGISTER SAVE AREA.
2088	(828)	SIGNED	4	PSATRGR0	- TRACE REGISTER 0 SAVE AREA.
2092	(82C)	SIGNED	4	PSATRGR1	- TRACE REGISTER 1 SAVE AREA.
2096	(830)	SIGNED	4	PSATRGR2	- TRACE REGISTER 2 SAVE AREA.
2100	(834)	SIGNED	4	PSATRGR3	- TRACE REGISTER 3 SAVE AREA.
2104	(838)	SIGNED	4	PSATRGR4	- TRACE REGISTER 4 SAVE AREA.
2108	(83C)	SIGNED	4	PSATRGR5	- TRACE REGISTER 5 SAVE AREA.
2112	(840)	SIGNED	4	PSATRGR6	- TRACE REGISTER 6 SAVE AREA.
2116	(844)	SIGNED	4	PSATRGR7	- TRACE REGISTER 7 SAVE AREA.
2120	(848)	SIGNED	4	PSATRGR8	- TRACE REGISTER 8 SAVE AREA.
2124	(84C)	SIGNED	4	PSATRGR9	- TRACE REGISTER 9 SAVE AREA.
2128	(850)	SIGNED	4	PSATRGRA	- TRACE REGISTER 10 SAVE AREA.
2132	(854)	SIGNED	4	PSATRGRB	- TRACE REGISTER 11 SAVE AREA.
2136	(858)	SIGNED	4	PSATRGRC	- TRACE REGISTER 12 SAVE AREA.
2140	(85C)	SIGNED	4	PSATRGRD	- TRACE REGISTER 13 SAVE AREA.
2144	(860)	SIGNED	4	PSATRGRE	- TRACE REGISTER 14 SAVE AREA.
2148	(864)	SIGNED	4	PSATRGRF	- TRACE REGISTER 15 SAVE AREA.
2152	(868)	BITSTRING	4	PSATRSV1	- Trace Save 1
2156	(86C)	BITSTRING	4	PSATRSVS	- Trace Save for SLIP/PER
2160	(870)	BITSTRING	8	PSATRSV2	- Trace Save 2
2168	(878)	BITSTRING	40	PSARV878	- RESERVED.
2208	(8A0)	BITSTRING	8	PSAGSAVH	- Register save area used by dispatcher
2216	(8A8)	DBL WORD	8	(0)	- ALIGN PSAGSAV TO DOUBLE WORD
2216	(8A8)	BITSTRING	64	PSAGSAV	- REGISTER SAVE AREA USED BY DISPATCHER AND SCHEDULE
2216	(8A8)	BITSTRING	1	PSAFF8A8(0)	INITIALIZE FIELD PSAGSAV
2280	(8E8)	SIGNED	4	PSASCRG1	- GLOBAL SCHEDULE REGISTER SAVE AREA
2284	(8EC)	SIGNED	4	PSASCRG2	- GLOBAL SCHEDULE REGISTER SAVE AREA
2288	(8F0)	SIGNED	4	PSAGPREG(3)	- REGISTER SAVE AREA FOR SVC FLIH AND SCHEDULE
2300	(8FC)	SIGNED	4	PSARSREG	- RESTART FLIH REGISTER SAVE
2304	(900)	SIGNED	4	PSAPCGR8	- PROGRAM FLIH REGISTER 8 SAVE AREA
2308	(904)	SIGNED	4	PSAPCGR9	- PROGRAM FLIH REGISTER 9 SAVE AREA
2312	(908)	DBL WORD	8	PSAPCGAB(0)	PROGRAM FLIH REG 10-11 SAVE AREA
2312	(908)	SIGNED	4	PSAPCGRA	- PROGRAM FLIH REGISTER 10 SAVE AREA
2316	(90C)	SIGNED	4	PSAPCGRB	- PROGRAM FLIH REGISTER 11 SAVE AREA

Table 763. Structure PSA (continued)

Offset Dec	Offset Hex	Type	Len	Name(Dim)	Description
2320	(910)	DBL WORD	8	(0)	- ALIGN PSALKSA TO DOUBLE WORD
2320	(910)	BITSTRING	64	PSALKSA(0)	- IEAVELK REGISTER SAVE AREA OWNERSHIP: SUPERVISOR CONTROL SERIALIZATION: DISABLEMENT
2320	(910)	SIGNED	4	PSALKR0	- IEAVELK REGISTER 0 SAVE AREA
2324	(914)	SIGNED	4	PSALKR1	- IEAVELK REGISTER 1 SAVE AREA
2328	(918)	SIGNED	4	PSALKR2	- IEAVELK REGISTER 2 SAVE AREA
2332	(91C)	SIGNED	4	PSALKR3	- IEAVELK REGISTER 3 SAVE AREA
2336	(920)	SIGNED	4	PSALKR4	- IEAVELK REGISTER 4 SAVE AREA
2340	(924)	SIGNED	4	PSALKR5	- IEAVELK REGISTER 5 SAVE AREA
2344	(928)	SIGNED	4	PSALKR6	- IEAVELK REGISTER 6 SAVE AREA
2348	(92C)	SIGNED	4	PSALKR7	- IEAVELK REGISTER 7 SAVE AREA
2352	(930)	SIGNED	4	PSALKR8	- IEAVELK REGISTER 8 SAVE AREA
2356	(934)	SIGNED	4	PSALKR9	- IEAVELK REGISTER 9 SAVE AREA
2360	(938)	SIGNED	4	PSALKR10	- IEAVELK REGISTER 10 SAVE AREA
2364	(93C)	SIGNED	4	PSALKR11	- IEAVELK REGISTER 11 SAVE AREA
2368	(940)	SIGNED	4	PSALKR12	- IEAVELK REGISTER 12 SAVE AREA
2372	(944)	SIGNED	4	PSALKR13	- IEAVELK REGISTER 13 SAVE AREA
2376	(948)	SIGNED	4	PSALKR14	- IEAVELK REGISTER 14 SAVE AREA
2380	(94C)	SIGNED	4	PSALKR15	- IEAVELK REGISTER 15 SAVE AREA
2384	(950)	DBL WORD	8	(0)	- ALIGN PSASLSA TO DOUBLE WORD
2384	(950)	BITSTRING	72	PSASLSA	- SINGLE LEVEL SAVE AREA USED BY DISABLED ROUTINES WITH NO DEPENDENCY THAT THE SAVE AREA REMAIN INTACT ACROSS A CALL. THIS AREA IS NOT MAINTAINED BY RESTART PROCESSING THAT RESULTS IN AN ABEND OF OF THE INTERRUPTED ROUTINE.
2384	(950)	BITSTRING	1	PSAFF950(0)	INITIALIZE FIELD PSASLSA
2456	(998)	BITSTRING	64	PSAJSTSA	- SAVE AREA FOR JOB STEP TIMING ROUTINE. OWNERSHIP: SUPERVISOR CONTROL. SERIALIZATION: DISABLEMENT.
2456	(998)	BITSTRING	1	PSAFF998(0)	INITIALIZE FIELD PSAJSTSA
2520	(9D8)	DBL WORD	8	PSAUS2ND(0)	END SECOND SET OF ASSIGNED FIELDS SAVED BY ACR.
2520	(9D8)	DBL WORD	8	(0)	- ALIGN PSASLKSA TO DOUBLE WORD
2520	(9D8)	BITSTRING	64	PSASLKSA(0)	- IEAVESLK REGISTER SAVE AREA OWNERSHIP: SUPERVISOR CONTROL SERIALIZATION: DISABLEMENT
2520	(9D8)	SIGNED	4	PSASLKR0	- IEAVESLK REGISTER 0 SAVE AREA
2524	(9DC)	SIGNED	4	PSASLKR1	- IEAVESLK REGISTER 1 SAVE AREA
2528	(9E0)	SIGNED	4	PSASLKR2	- IEAVESLK REGISTER 2 SAVE AREA
2532	(9E4)	SIGNED	4	PSASLKR3	- IEAVESLK REGISTER 3 SAVE AREA
2536	(9E8)	SIGNED	4	PSASLKR4	- IEAVESLK REGISTER 4 SAVE AREA
2540	(9EC)	SIGNED	4	PSASLKR5	- IEAVESLK REGISTER 5 SAVE AREA
2544	(9F0)	SIGNED	4	PSASLKR6	- IEAVESLK REGISTER 6 SAVE AREA
2548	(9F4)	SIGNED	4	PSASLKR7	- IEAVESLK REGISTER 7 SAVE AREA
2552	(9F8)	SIGNED	4	PSASLKR8	- IEAVESLK REGISTER 8 SAVE AREA
2556	(9FC)	SIGNED	4	PSASLKR9	- IEAVESLK REGISTER 9 SAVE AREA
2560	(A00)	SIGNED	4	PSASLKRA	- IEAVESLK REGISTER 10 SAVE AREA
2564	(A04)	SIGNED	4	PSASLKRB	- IEAVESLK REGISTER 11 SAVE AREA



Table 763. Structure PSA (continued)

Offset Dec	Offset Hex	Type	Len	Name(Dim)	Description
2568	(A08)	SIGNED	4	PSASLKRC	- IEAVESLK REGISTER 12 SAVE AREA
2572	(A0C)	SIGNED	4	PSASLKRD	- IEAVESLK REGISTER 13 SAVE AREA
2576	(A10)	SIGNED	4	PSASLKRE	- IEAVESLK REGISTER 14 SAVE AREA
2580	(A14)	SIGNED	4	PSASLKRF	- IEAVESLK REGISTER 15 SAVE AREA
2584	(A18)	BITSTRING	8	PSA_SETLOCKI_SAVEAREA	SETLOCKI Register save area
2592	(A20)	SIGNED	4	PSA_LASTLOGCPUHELDLOCK	When waiting to obtain a spin lock, the last observed lockword content.
2596	(A24)	BITSTRING	24	PSARVA24	- RESERVED
2620	(A3C)	BITSTRING	64	PSASCSAV	IEAVESCO save area
2684	(A7C)	BITSTRING	1	PSASFLGS	Schedule flags Ownership: Supervisor Control Serialization: Disablement
		1... ....		PSASCHDA	"X'80'" Schedule is active
		.1... ....		PSAMCHA	"X'40'" Machine Check is active
		..1. ....		PSARSTA	"X'20'" Restart is active
		...1 ....		PSAEGRA	"X'10'" Global Recovery is active
		.... 1...		PSARTMA	"X'08'" Selected RTM functions are active
		.... .1..		PSADONTGETWEB	"X'04'" A WEB or WEBQLOCK is held. IEAVESCO should not obtain a WEB.
2685	(A7D)	BITSTRING	1	PSAMISCF	Miscellaneous flags set ONLY at IPL. Ownership: Supervisor Control Serialization: None
		1... ....		PSAALR	"X'80'" Equivalent to CVTALR
2686	(A7E)	BITSTRING	2	PSARVA7E	Reserved for future use - SC1C5
2688	(A80)	BITSTRING	188	PSARVA80	- RESERVED
2876	(B3C)	ADDRESS	4	PSAGSCH7	"V(IEAVESC7)" - ENABLED GLOBAL SCHEDULE ENTRY POINT
2880	(B40)	ADDRESS	4	PSAGSCH8	"V(IEAVESC8)" - DISABLED GLOBAL SCHEDULE ENTRY POINT
2884	(B44)	ADDRESS	4	PSALSCH1	"V(IEAVESC1)" - ENABLED SCHEDULE ENTRY POINT (MDC371)
2888	(B48)	ADDRESS	4	PSALSCH2	"V(IEAVESC2)" - DISABLED SCHEDULE ENTRY POINT (MDC372)
2892	(B4C)	ADDRESS	4	PSASVT	"V(IEAVESVT)" - ADDRESS OF SUPERVISOR VECTOR TABLE (MDC373)
2896	(B50)	ADDRESS	4	PSASVTX	"V(IEAVSVTX)" Address of Supervisor Vector Table extension. SERIALIZATION: None OWNERSHIP: Supervisor Control
2900	(B54)	BITSTRING	8	PSAFAFRR(0)	Fast FRR fields. These fields are for IBM use only.
2900	(B54)	ADDRESS	4	PSAFFRR	Fast FRR address. This field is for IBM use only. Serialization: CPU Lock, PSAFFRRS must be set before PSAFFRR Ownership: RTM
2904	(B58)	ADDRESS	4	PSAFFRRS	Fast FRR stack. This field is for IBM use only. Serialization: CPU Lock, PSAFFRRS must be set before PSAFFRR Ownership: RTM
2908	(B5C)	BITSTRING	36	PSARVB5C	- Reserved
2944	(B80)	DBL WORD	8	(0)	- ALIGN PSASTAK TO DOUBLE WORD MDC118
2944	(B80)	BITSTRING	1	PSARVB80(88)	- Reserved
2944	(B80)	BITSTRING	1	PSASTAK(88)	- Do not use.
4056	(FD8)	BITSTRING	1	PSARVFD8(40)	- Reserved

Table 763. Structure PSA (continued)

Offset Dec	Offset Hex	Type	Len	Name(Dim)	Description
4096	(1000)	DBL WORD	8	PSAEND(0)	- END OF PSA (MDC612)

Table 764. Cross Reference for PSA

Name	Offset	Hex	Tag
EXCODE	86		86
EXNPSW	5C		58
EXOPSW	18		18
FLC	0		0
FLCARCH	A3		0
FLCARSAV	120		0
FLCATMID	97		0
FLCCRSAV	1C0		0
FLCCVT	10		
FLCCVT2	4C		
FLCCVT64	48		
FLCDXC	93		
FLCEICOD	86		0
FLCENPSW	58	40C0000	
FLCEOPSW	18		0
FLCFACL	C8		
FLCFACLE	D8		0
FLCFACL0	C8		0
FLCFACL1	C9		0
FLCFACL2	CA		0
FLCFACL3	CB		0
FLCFACL4	CC		0
FLCFACL5	CD		0
FLCFACL6	CE		0
FLCFACL7	CF		0
FLCFACL8	D0		0
FLCFACL9	D1		0
FLCFAEN	D0		1
FLCFAIS	D1		80
FLCFAISI	D0		2
FLCFASLX	C8		2
FLCFCAAI	D0		40
FLCFCMC	D0		10
FLCFCMS	D0		8
FLCFCRYA	CA		40

Table 764. Cross Reference for PSA (continued)

Name	Offset	Hex Tag
FLCFCSF2	CC	40
FLCFCSSF	CC	80
FLCFCTOP	C9	10
FLCFDFP	CD	20
FLCFDFPH	CD	10
FLCFECT	CB	1
FLCFEDAT	C9	80
FLCFEIMM	CA	4
FLCFETF2	CA	80
FLCFETF3	CA	2
FLCFET2E	CB	80
FLCFET3E	CB	2
FLCFFPSE	CD	40
FLCFGIEF	CC	20
FLCFHMAS	CA	8
FLCFHUN	CA	1
FLCFLA	100	0
FLCFLD	CA	20
FLCFLDHP	CA	10
FLCFN3	C8	80
FLCFOCM	CC	1
FLCFPFPO	CD	8
FLCFPSAV	160	0
FLCFSA	F8	
FLCFSCLP	D0	4
FLCFSRS	C9	40
FLCFSSKE	C9	20
FLCFSTKF	CB	40
FLCFZARA	C8	20
FLCFZARI	C8	40
FLCGRSAV	180	0
FLCHDEND	200	
FLCICCW1	8	
FLCICCW2	10	
FLCINPSW	78	40C0000
FLCIOCDP	B8	
FLCIOFP	BC	0
FLCIOPSW	38	0
FLCIPPSW	0	

Table 764. Cross Reference for PSA (continued)

Name	Offset	Hex Tag
FLCMCIC	E8	0
FLCMCNUM	95	0
FLCMNPSW	70	80000
FLCMOPSW	30	0
FLCMTRCD	9D	0
FLCPER	98	
FLCPERCD	96	0
FLCPERRN	A1	0
FLCPICOD	8E	
FLCPIILC	8D	0
FLCPILCB	8D	7
FLCPNPSW	68	A0000
FLCPOPSW	28	0
FLCPSWB4	97	80
FLCRNPSW	0	40E0000
FLCROPSW	8	0
FLCRV110	110	0
FLCSID	B8	0
FLCSILCB	89	7
FLCSNPSW	60	40C0000
FLCSOPI	93	4
FLCSOPSW	20	0
FLCSVCN	8A	0
FLCSVILC	89	0
FLCTEA	90	
FLCTEAB3	93	0
FLCTEACL	93	FFF000
FLCTEARN	A0	0
FLCTEAXM	90	80
FLCTSTDA	93	1
FLCTSTDH	93	3
FLCTSTDP	93	0
FLCTSTDS	93	2
IEATCBP	218	218
IONPSW	7C	78
I0OPSW	38	38
IPLPSW	4	0
MCNPSW	74	70
MCOPSW	30	30

Table 764. Cross Reference for PSA (continued)

Name	Offset	Hex Tag
PICODE	8E	8E
PIILC	8D	8D
PINPSW	6C	68
PIOPSW	28	28
PSA	0	
PSA_BYLPAR_IFA	23C	40
PSA_BYLPAR_PROCCCLASS	23A	0
PSA_BYLPAR_PROCCCLASS_BYTE0	23A	
PSA_BYLPAR_PROCCCLASS_BYTE1	23B	
PSA_BYLPAR_SUP	23C	8
PSA_BYLPAR_ZAAP	23C	40
PSA_BYLPAR_ZCBP	23C	40
PSA_BYLPAR_ZIIP	23C	8
PSA_CR0EMASKOFFEXTINT	5C8	FFFFFFFFD
PSA_CR0EMASKONEXTINT	5D0	2
PSA_CR0ESAVEAREA	5D8	
PSA_CR0ESAVEAREA_HW	5D8	0
PSA_CR0ESAVEAREA_LW	5DC	0
PSA_LASTLOGCPUHELDLOCK	A20	
PSA_LOCKSPINENTERED	5B8	20
PSA_MASTERASTEREALADDR	818	
PSA_PCFLIH_TRACE_INTERRUPT_CPUT	6B8	
PSA_SETLOCKI_SAVEAREA	A18	0
PSA_TIME_ON_CP	650	0
PSA_TIME_ON_ZCBP_NORMALIZED	6D8	0
PSA_WINDOWCURRENTTOD	5F8	0
PSA_WINDOWLASTOPENTOD	5F0	0
PSA_WINDOWTODDELTA	5E0	0
PSA_WINDOWTODDELTA_HW	5E0	0
PSA_WINDOWTODDELTA_LW	5E4	0
PSA_WINDOWWORKAREA	5E0	0
PSA_WORKUNIT_CBF_ATDISP	235	0
PSA_WORKUNIT_PROCCCLASSATDISP	238	0
PSA_WORKUNIT_PROCCCLASSATDISP_BYTE0	238	
PSA_WORKUNIT_PROCCCLASSATDISP_BYTE1	239	
PSAACR	229	4
PSAACTCD	30E	0
PSAAEIT	240	80
PSAALR	A7D	80

Table 764. Cross Reference for PSA (continued)

Name	Offset	Hex Tag
PSAANEW	220	
PSAAOLD	224	
PSAASAV	3DC	
PSAASD	59A	0
PSAASMG1	2F9	2
PSAASMGL	2B4	
PSAASML	284	
PSAASMLI	2FA	8
PSAASTK	3D8	
PSAATCVT	408	
PSABFP	3FA	10
PSABLSDI	4C4	80
PSACDSAE	800	FFFFFFFF
PSACDSAF	804	FFFFFFFF
PSACDSAV	800	
PSACDSA0	808	FFFFFFFF
PSACDSA1	80C	FFFFFFFF
PSACLHS	2F8	
PSACLHSE	4C4	
PSACLHS1	2F8	0
PSACLHS2	2F9	0
PSACLHS3	2FA	0
PSACLHS4	2FB	0
PSACLHT	280	
PSACLHT1	280	
PSACLHT2	2D0	
PSACLHT3	2E0	
PSACLHT4	2E8	
PSACMSL	2E8	
PSACMSLI	2FB	2
PSACNTXI	4C5	4
PSACPCLS	5A8	
PSACPUL	2E0	
PSACPULA	206	0
PSACPULI	2F8	80
PSACPUPA	204	0
PSACPUSA	31A	0
PSACPUT	470	0
PSACR0	308	0

Table 764. Cross Reference for PSA (continued)

Name	Offset	Hex Tag
PSACR0AL	58C	8
PSACR0CB	589	0
PSACR0ED	58C	80
PSACR0EN	58C	10
PSACR0FP	58C	4
PSACR0M1	5BC	FFFF018C
PSACR0M2	5C0	FE73
PSACR0SV	58C	0
PSACR0VI	58C	2
PSACSTK	380	
PSADATLK	7B0	0
PSADATLN	7E4	FFFFFFFF
PSADATOF	7E0	
PSADAX	6D4	FFFF
PSADAXPA	6D4	
PSADCR3	6C8	
PSADCR4	6D0	
PSADEXMS	6C8	
PSADEXMW	670	
PSADIAG560	560	0
PSADISP	228	4
PSADISPL	280	
PSADISPM	49F	10
PSADNU2	4C6	20
PSADNU3	4C6	10
PSADNU4	4C6	8
PSADNU5	4C6	4
PSADONTGETWEB	A7C	4
PSADPAS	6D6	FFFF
PSADPINS	6D0	FFFFFFFF
PSADPKM	6CC	FFFF
PSADPKSA	6CC	
PSADRLK1	4C6	1
PSADRLK2	4C6	2
PSADRLK3	4C6	4
PSADSABL	589	0
PSADSARS	678	0
PSADSAS	6CE	FFFF
PSADSCRIP	23C	10

Table 764. Cross Reference for PSA (continued)

Name	Offset	Hex Tag
PSADSINS	6C8	FFFFFFFF
PSADSPLI	2FA	10
PSADTSV	6C0	
PSADZERO	4A8	
PSAECLTP	4C0	
PSAECVT	7A0	
PSAEECOD	8E	0
PSAEEPSW	84	
PSAEGRA	A7C	10
PSAEMEMA	24B	80
PSAEMS2R	824	FFFFFFFF
PSAENABL	589	10
PSAEND	1000	
PSAEPARM	80	0
PSAEPPSW	8C	
PSAESAME	A3	1
PSAESAR	22B	20
PSAESAV1	3A4	
PSAESAV2	3AC	
PSAESAV3	3B4	
PSAESC8	664	0
PSAESETI	4C4	8
PSAESPSW	88	
PSAESTA	22A	8
PSAESTK1	3A0	
PSAESTK2	3A8	
PSAESTK3	3B0	
PSAEXT	228	20
PSAFAFRR	B54	
PSAFFRR	B54	
PSAFFRRS	B58	
PSAFF6C0	6C0	FFFFFFFF
PSAFF8A8	8A8	FFFFFFFF
PSAFF950	950	FFFFFFFF
PSAFF998	998	FFFFFFFF
PSAFLAGS	240	0
PSAFPFL	3FA	0
PSAFZERO	4A8	0
PSAGPREG	8F0	FFFFFFFF



Table 764. Cross Reference for PSA (continued)

Name	Offset	Hex Tag
PSAGRSLI	4C6	80
PSAGSAV	8A8	
PSAGSAVH	8A0	
PSAGSCH7	B3C	
PSAGSCH8	B40	
PSAGSF	3FA	4
PSAGSPSW	810	FFFFFFFF
PSAGSRGS	814	FFFFFFFF
PSAHLHI	2F8	
PSAHLHIS	274	0
PSAHWFB	588	0
PSAICNT	258	0
PSAIDAWK	320	0
PSAIFA	23C	40
PSAIFADS	23C	20
PSAILS	23D	0
PSAILSIDS	23D	10
PSAILSEX	23D	40
PSAILSIO	23D	80
PSAILSLK	23D	1
PSAILSOR	23D	4
PSAILSPC	23D	20
PSAILSRS	23D	8
PSAILST6	23D	2
PSAINTE	3FB	0
PSAINTSM	261	
PSAIO	228	80
PSAIOLK1	4C6	10
PSAIOPR	5B8	80
PSAIOPTY	5B8	40
PSAIOSEX	2D8	80
PSAIOSI	2F8	2
PSAIOSL	2D8	
PSAIOSLI	2FA	2
PSAIOSSL	28C	
PSAIOSUL	294	
PSAIOSUP	22A	80
PSAIOULI	2FB	80
PSAIPCRI	229	80

Table 764. Cross Reference for PSA (continued)

Name	Offset	Hex Tag
PSAIXDSI	4C4	1
PSAIXLLI	4C5	80
PSAIXLRI	4C5	20
PSAIXSCI	4C4	4
PSAIXSHI	4C4	2
PSAJSTSA	998	0
PSALAA	4B8	
PSALCCAR	214	
PSALCCAV	210	
PSALCLLI	2FB	1
PSALCPUA	2F4	
PSALCR	229	1
PSALDWT	22B	80
PSALHEB0	4C4	0
PSALHEB1	4C5	0
PSALHEB2	4C6	0
PSALHEB3	4C7	0
PSALITA	2FC	
PSALIT2	4BC	
PSALKCRF	24C	
PSALKJW	4A4	0
PSALKJW2	4B0	0
PSALKPT	4B4	
PSALKR0	910	FFFFFFFF
PSALKR1	914	FFFFFFFF
PSALKR10	938	FFFFFFFF
PSALKR11	93C	FFFFFFFF
PSALKR12	940	FFFFFFFF
PSALKR13	944	FFFFFFFF
PSALKR14	948	FFFFFFFF
PSALKR15	94C	FFFFFFFF
PSALKR2	918	FFFFFFFF
PSALKR3	91C	FFFFFFFF
PSALKR4	920	FFFFFFFF
PSALKR5	924	FFFFFFFF
PSALKR6	928	FFFFFFFF
PSALKR7	92C	FFFFFFFF
PSALKR8	930	FFFFFFFF
PSALKR9	934	FFFFFFFF

Table 764. Cross Reference for PSA (continued)

Name	Offset	Hex Tag
PSALKSA	910	
PSALKS1	2C8	13
PSALKS2	2D8	3
PSALKS3	2E0	1
PSALKS4	2EC	2
PSALOCAL	2EC	
PSALOCK	228	8
PSALSCH1	B44	
PSALSCH2	B48	
PSALSFCC	3F4	
PSALSVCI	23E	0
PSALWPSW	3C0	0
PSALWTSA	27C	
PSAMAXPROCCLASS	23B	4
PSAMAXPROCCLASSINDEX	23B	2
PSAMCH	22B	10
PSAMCHA	A7C	40
PSAMCHFL	30C	0
PSAMCHIC	30F	0
PSAMCX16	440	0
PSAMFLGS	49D	0
PSAMISCF	A7D	0
PSAMISLI	4C6	40
PSAMODE	49F	0
PSAMODEH	49E	0
PSAMODEW	49C	
PSAMPL	A4	0
PSAMPSW	250	C0000
PSAMSAV	394	
PSAMSTK	390	
PSANSS	49D	80
PSANSTK	384	
PSANUIN	3FB	80
PSA0PTL	2A8	
PSAPAWA	5B4	
PSAPCAD	478	4
PSAPCAF	478	8
PSAPCART	478	A
PSAPCAVR	47A	1

Table 764. Cross Reference for PSA (continued)

Name	Offset	Hex Tag
PSAPCCAR	20C	
PSAPCCAV	208	
PSAPCCR0	590	0
PSAPCDAR	478	C
PSAPCDE	47A	20
PSAPCDNV	47B	80
PSAPCDPF	478	B
PSAPCFB1	478	0
PSAPCFB2	479	0
PSAPCFB3	47A	0
PSAPCFB4	47B	0
PSAPCFUN	478	
PSAPCGAB	908	
PSAPCGRA	908	FFFFFFFF
PSAPCGRB	90C	FFFFFFFF
PSAPCGR8	900	FFFFFFFF
PSAPCGR9	904	FFFFFFFF
PSAPCLS	478	9
PSAPCLSR	47B	40
PSAPCLV	47A	10
PSAPCMAX	478	D
PSAPCMC	478	1
PSAPCMT	479	40
PSAPCPC	478	6
PSAPCPF	478	2
PSAPCPFR	47A	2
PSAPCPRT	478	D
PSAPCPS	478	3
PSAPCPSW	428	0
PSAPCPS2	47C	0
PSAPCPS3	498	0
PSAPCPS4	49A	0
PSAPCP1	47A	80
PSAPCP2	47A	40
PSAPCP3	47A	8
PSAPCP4	47A	4
PSAPCR0E	3E8	0
PSAPCTR	478	5
PSAPCTRC	478	7

Table 764. Cross Reference for PSA (continued)

Name	Offset	Hex Tag
PSAPCTRR	479	80
PSAPCWKA	480	0
PSAPEXM	250	1
PSAPI	228	10
PSAPICOD	8F	0
PSAPIMC	8F	40
PSAPIOM	250	2
PSAPIPC	8F	3F
PSAPIPER	8F	80
PSAPNLK1	4C6	20
PSAPROCCLASS	23A	0
PSAPROCCLASS_BYTE0	23A	
PSAPROCCLASS_BYTE1	23B	
PSAPROCCLASS_CP	23B	0
PSAPROCCLASS_SUP	23B	4
PSAPROCCLASS_ZAAP	23B	2
PSAPROCCLASS_ZCBP	23B	2
PSAPROCCLASS_ZIIP	23B	4
PSAPROCCLASSCONVERTER	23B	2
PSAPROCCLASSINDEX_CP	23B	0
PSAPROCCLASSINDEX_MAX	23B	2
PSAPROCCLASSINDEX_ZAAP	23B	1
PSAPROCCLASSINDEX_ZCBP	23B	1
PSAPROCCLASSINDEX_ZIIP	23B	2
PSAPRSRB	49D	40
PSAPSA	200	D7E2C140
PSAPSAV	39C	
PSAPSLK1	4C6	40
PSAPSRBM	49F	20
PSAPSTK	398	
PSAPSWSV	468	0
PSAPSWSV16	460	0
PSAPTYPE	23C	0
PSAPXLK1	4C6	8
PSARCR0	594	0
PSARECUR	278	0
PSAREGSI	4C5	2
PSARET	37A	
PSARETCD	37C	

Table 764. Cross Reference for PSA (continued)

Name	Offset	Hex Tag
PSARPEN	594	10
PSARSAV	3BC	
PSARSM	22A	4
PSARSMAI	2FA	40
PSARSMAL	2C0	
PSARSMCI	2F9	10
PSARSMCL	2C8	
PSARSMDI	2FA	1
PSARMDL	290	
PSARSMEX	2D0	80
PSARSMGI	2F9	8
PSARSMGL	2AC	
PSARSMML	2D0	
PSARSMMLI	2F8	8
PSARSMQI	2FB	40
PSARSMQL	298	
PSARMSA	414	
PSARMSI	2F9	1
PSARMSL	2B8	
PSARSMXI	2FA	80
PSARSMXL	2BC	
PSARSP16	450	0
PSARSREG	8FC	FFFFFFFF
PSARSSM	279	0
PSARSTA	A7C	20
PSARSTK	3B8	
PSARSVT	380	
PSARSVTE	380	
PSARTM	229	2
PSARTMA	A7C	8
PSARTM1S	27B	0
PSARTPSW	3E0	0
PSARVA24	A24	0
PSARVA7E	A7E	0
PSARVA80	A80	0
PSARVB5C	B5C	0
PSARVB80	B80	0
PSARVFD8	FD8	0
PSARVLK2	2CC	

Table 764. Cross Reference for PSA (continued)

Name	Offset	Hex Tag
PSARVLK4	2DC	
PSARVLK5	2E4	
PSARVLK6	2F0	
PSARV2A0	2A0	
PSARV22C	22C	0
PSARV237	237	0
PSARV241	241	0
PSARV262	262	
PSARV29C	29C	
PSARV3C8	3C8	
PSARV3FC	3FC	0
PSARV4C8	4C8	0
PSARV4D0	4D0	0
PSARV438	438	0
PSARV47E	47E	0
PSARV5AC	5AC	0
PSARV5B9	5B9	0
PSARV5C4	5C4	0
PSARV58A	58A	0
PSARV584	584	0
PSARV6E0	6E0	0
PSARV600	600	0
PSARV7ED	7ED	0
PSARV878	878	0
PSASALCL	288	
PSASALLI	2FA	4
PSASCAFF	24B	0
PSASCFB	5B8	0
PSASCFS	5B0	
PSASCHDA	A7C	80
PSASCPSW	418	C0000
PSASCRG1	8E8	FFFFFFFF
PSASCRG2	8EC	FFFFFFFF
PSASCSAV	A3C	0
PSASCWA	410	
PSASEL	59C	0
PSASFACC	3F0	8007D000
PSASFLGS	A7C	0
PSASKPSW	5A0	C0000

Table 764. Cross Reference for PSA (continued)

Name	Offset	Hex Tag
PSASKPS2	5A4	
PSASLIP	22A	1
PSASLKRA	A00	FFFFFFFF
PSASLKRB	A04	FFFFFFFF
PSASLKRC	A08	FFFFFFFF
PSASLKRD	A0C	FFFFFFFF
PSASLKRE	A10	FFFFFFFF
PSASLKRF	A14	FFFFFFFF
PSASLKR0	9D8	FFFFFFFF
PSASLKR1	9DC	FFFFFFFF
PSASLKR2	9E0	FFFFFFFF
PSASLKR3	9E4	FFFFFFFF
PSASLKR4	9E8	FFFFFFFF
PSASLKR5	9EC	FFFFFFFF
PSASLKR6	9F0	FFFFFFFF
PSASLKR7	9F4	FFFFFFFF
PSASLKR8	9F8	FFFFFFFF
PSASLKR9	9FC	FFFFFFFF
PSASLKSA	9D8	
PSASLSA	950	
PSASMF	22B	40
PSASMPSW	420	70C0000
PSASNSM2	27A	0
PSASPAD	84	0
PSASPR	22A	10
PSASRBM	49F	4
PSASRMEI	4C7	80
PSASRMLI	2FB	4
PSASRSAV	660	FFFFFFFF
PSASSAV	38C	
PSASSDGI	4C7	40
PSASSDLI	4C5	1
PSASSTK	388	
PSASTAK	B80	0
PSASTKE	598	
PSASTNSM	4A3	0
PSASTOR	31C	0
PSASTOR8	300	0
PSASTOSM	270	



Table 764. Cross Reference for PSA (continued)

Name	Offset	Hex Tag
PSASTSSM	270	271
PSASUM	2F8	10
PSASUP	23C	8
PSASUPDS	23C	4
PSASUPER	228	
PSASUP1	228	0
PSASUP2	229	0
PSASUP3	22A	0
PSASUP4	22B	0
PSASVC	228	40
PSASVCR	229	40
PSASVCRR	229	20
PSASVC13	3F8	
PSASVT	B4C	
PSASVTX	B50	
PSASV01R	81C	0
PSASV14R	820	0
PSASYMSK	30D	0
PSATASKM	49F	0
PSATBVTR	7F0	
PSATBVTV	7E8	
PSATCTL	228	2
PSATIME	658	0
PSATKN	598	0
PSATNEW	218	
PSATOLD	21C	
PSATOT	7FC	
PSATPACL	2A4	
PSATPALI	2FB	8
PSATRACE	7EC	0
PSATRCEI	2F8	4
PSATRCEL	2D4	
PSATRCEX	2D4	80
PSATRGRA	850	FFFFFFFF
PSATRGRB	854	FFFFFFFF
PSATRGRC	858	FFFFFFFF
PSATRGRD	85C	FFFFFFFF
PSATRGRE	860	FFFFFFFF
PSATRGRF	864	FFFFFFFF

Table 764. Cross Reference for PSA (continued)

Name	Offset	Hex Tag
PSATRGR0	828	FFFFFFFF
PSATRGR1	82C	FFFFFFFF
PSATRGR2	830	FFFFFFFF
PSATRGR3	834	FFFFFFFF
PSATRGR4	838	FFFFFFFF
PSATRGR5	83C	FFFFFFFF
PSATRGR6	840	FFFFFFFF
PSATRGR7	844	FFFFFFFF
PSATRGR8	848	FFFFFFFF
PSATRGR9	84C	FFFFFFFF
PSATROFF	7EC	80
PSATRSV	828	
PSATRSVS	86C	0
PSATRSV1	868	0
PSATRSV2	870	0
PSATRV	7F8	
PSATSAV	3D4	
PSATSTK	3D0	
PSATX	240	8
PSATXC	240	4
PSATYPE6	228	1
PSAULCMS	22A	2
PSAULUTI	4C5	40
PSAUSEND	6E0	
PSAUS2ND	9D8	
PSAUS2ST	800	
PSAVAL	37E	
PSAVAL_MACHINE	37E	
PSAVFIXI	2F9	4
PSAVFIXL	2B0	
PSAVPAGI	2FA	20
PSAVPAGL	2C4	
PSAVSS	3FA	8
PSAVSTAP	318	0
PSAWAITM	49F	8
PSAWKRAP	310	
PSAWKVAP	314	
PSAWLMQI	4C5	8
PSAWLMRI	4C5	10

Table 764. Cross Reference for PSA (continued)

Name	Offset	Hex Tag
PSAWTCOD	40C	
PSAXAD	260	AD
PSAXCVT	7A8	
PSAXDSI	4C4	40
PSAXQI	4C4	10
PSAXRESI	4C4	20
PSAZARCH	A3	1
PSAZCBPDS	23C	20
PSAZIIP	23C	8
PSAZIIPDS	23C	4
SVCILC	89	89
SVCNPSW	64	60
SVCNUM	8A	8A
SVCOPSW	20	20

## PSL information

### PSL programming interface information

**ONLY** the following fields are part of the programming interface information:

- PSLAST
- PSLCHAIN
- PSLEND
- PSLNULL
- PSLSTRT

### PSL heading information

<b>Common name:</b>	Page Service List Entry
<b>Macro ID:</b>	IHAPSL
<b>DSECT name:</b>	PSL
<b>Owning component:</b>	Real Storage Manager (SC1CR)
<b>Eye-catcher ID:</b>	None
<b>Storage attributes:</b>	Virtual Storage: Yes Subpool: USER SPECIFIED. Key: USER SPECIFIED. Residency: USER SPECIFIED.
<b>Size:</b>	12 bytes
<b>Created by:</b>	Caller
<b>Pointed to by:</b>	R1 on entry to PGSER Macro Service Routine
<b>Serialization:</b>	USER SPECIFIED.

**Function:**

A page service list is a parameter list requesting paging services. Each list entry either (1) specifies a range of addresses to be operated on, or (2) specifies the address of the next list entry to be processed, or (3) is null. The first entry also indicates which paging service is to be performed on all ranges specified in the list.

**PSL mapping**

Table 765. Structure PSL

Offset Dec	Offset Hex	Type	Len	Name (Dim)	Description
0	(0)	STRUCTURE	0	PSL	, PSLPTR
0	(0)	ADDRESS	4	PSLSTRT	31-BIT START ADDRESS OF THE VIRTUAL AREA OR A POINTER TO THE NEXT PSL. BIT 0 IS RESERVED AND MUST BE 0.
4	(4)	ADDRESS	4	PSLEND	IF PSLSTRT IS THE START ADDRESS, THEN PSLEND IS THE 31-BIT ADDRESS OF THE FINAL BYTE OF THE VIRTUAL AREA. BIT 0 IS RESERVED AND MUST BE 0. IF PSLSTRT IS A POINTER TO THE NEXT PSL, THEN PSLEND IS RESERVED.
8	(8)	BITSTRING	1	PSLFLGS1	FLAGS SET BY CALLER
		1... ....		PSLAST	"X'80'" IF 1, THEN THIS IS THE LAST PSL IN THE CONCATENATION OF PSLs. (NOTE THAT PSLAST IS IGNORED IF PSLCHAIN=1 AND PSLNULL=0).
		.1... ....		PSLNULL	"X'40'" IF 1, THEN NO PAGE SERVICE PROCESSING IS PERFORMED FOR THE RANGE OF ADDRESSES SPECIFIED IN PSLSTRT, PSLEND. ADDITIONALLY, IF PSLNULL=1, THEN THE PSLCHAIN FIELD IS IGNORED. PSLNULL=1 DOES NOT AFFECT THE PROCESSING OF THE PSLFLGS2, PSLFUNC, PSLRTN FIELDS.
		..1. ....		PSLCHAIN	"X'20'" IF 1, THEN PSLSTRT IS A POINTER TO THE NEXT PSL TO BE PROCESSED AND PSLEND IS RESERVED. PSLCHAIN IS IGNORED IF PSLNULL=1. IF PSLNULL=0, PSLCHAIN=1, AND PSLAST=1, THEN PSLAST IS IGNORED AND PSLSTRT IS USED TO POINT TO THE NEXT PSL TO PROCESS.
9	(9)	BITSTRING	1	PSLRTN	RESERVED
10	(A)	BITSTRING	2	PSLFCTL(0)	PAGE SERVICE FUNCTION SPECIFICATION FIELD.
10	(A)	BITSTRING	1	PSLFUNC	RESERVED. SET BY PGSER MACRO INSTRUCTION IN FIRST OR ONLY PSL IN LIST OF PSLs. MEANING NOT AFFECTED BY CONTENTS OF PSLFLGS1. THE PSLFUNC FIELD IN THE FIRST OR ONLY PSL IN THE LIST OF PSLs SPECIFIES THE PAGE SERVICE WHICH IS TO BE INVOKED TO PROCESS ALL THE RANGE(S) OF ADDRESSES WHICH ARE SPECIFIED IN THE PSLs IN THE LIST. PSLFUNC IS IGNORED IN ANY PSLs IN THE LIST SUBSEQUENT TO THE FIRST PSL.
		.... ...1		PSLFFIX	"X'01'" FUNCTION REQUESTED IS PAGE FIX
		.... ..1.		PSLFFREE	"X'02'" FUNCTION REQUESTED IS PAGE FREE
		.... ..11		PSLFANYW	"X'03'" FUNCTION REQUESTED IS ANYWHERE
		.... .1..		PSLFLOAD	"X'04'" FUNCTION REQUESTED IS PAGE LOAD

Table 765. Structure PSL (continued)

Offset Dec	Offset Hex	Type	Len	Name(Dim)	Description
		.... .1.1		PSLFOUT	"X'05'" FUNCTION REQUESTED IS PAGE OUT
		.... .11.		PSLFRELS	"X'06'" FUNCTION REQUESTED IS PAGE RELEASE
		.... .111		PSLFPROT	"X'07'" FUNCTION REQUEST IS PAGE PROTECT
		.... 1...		PSLFUNP	"X'08'" FUNCTION REQUEST IS PAGE UNPROTECT
		.... 1..1		PSLPCIEFIX	"X'09'" FUNCTION REQUEST IS PCIE PAGE FIX
		.... 1.1.		PSLPCIEFREE	"X'0A'" FUNCTION REQUEST IS PCIE PAGE FREE
11	(B)	BITSTRING	1	PSLFLGS2	RESERVED. SET BY PGSER MACRO INSTRUCTION IN FIRST OR ONLY PSL IN LIST OF PSLs. MEANING NOT AFFECTED BY CONTENTS OF PSLFLGS1. THE PSLFLGS2 FIELD IN THE FIRST OR ONLY PSL IN THE LIST OF PSLs SPECIFIES MODIFIERS TO BE APPLIED TO THE PAGE SERVICE SPECIFIED IN PSLFUNC IN PROCESSING THE RANGE(S) OF ADDRESSES WHICH ARE SPECIFIED IN THE LIST. PSLFLGS2 IS IGNORED IN ANY PSLs IN THE LIST SUBSEQUENT TO THE FIRST PSL.
		.1.. ....		PSLRLSE	"X'40'" IF 1, RELEASE=Y WAS CODED ON PGSER MACRO
		..1. ....		PSLKEPRL	"X'20'" IF 1, KEEPREL=Y WAS CODED ON PGSER MACRO
		...1 ....		PSLANYW	"X'10'" IF 1, ANYWHERE=Y WAS CODED ON PGSER MACRO
		.... 1...		PSLONG	"X'08'" IF 1, LONG=Y WAS CODED OR DEFAULTED ON PGSER MACRO
		.... .1..		PSLBACK	"X'04'" IF 1, BACKOUT=Y WAS CODED OR DEFAULTED ON PGSER MACRO
		.... ..1.		PSLL2G	"X'02'" IF 1, LIMIT(2G) WAS CODED ON THE PGSER MACRO
12	(C)	SIGNED	4	PSLFINIS(0)	THIS IS THE END OF THE PSL
12	(C)	X'C'	0	PSLLEN	"PSLFINIS-PSL" LENGTH OF A PSL

Table 766. Cross Reference for PSL

Name	Offset	Hex Tag
PSL	0	
PSLANYW	B	10
PSLAST	8	80
PSLBACK	B	4
PSLCHAIN	8	20
PSLEND	4	
PSLFANYW	A	3
PSLFCTL	A	
PSLFFIX	A	1
PSLFFREE	A	2
PSLFINIS	C	
PSLFLGS1	8	

Table 766. Cross Reference for PSL (continued)

Name	Offset	Hex Tag
PSLFLGS2	B	
PSLFLoad	A	4
PSLFOUT	A	5
PSLFPROT	A	7
PSLFRELS	A	6
PSLFUNC	A	
PSLFUNP	A	8
PSLKEPRL	B	20
PSLLEN	C	C
PSLL2G	B	2
PSLNULL	8	40
PSLONG	B	8
PSLPCIEFIX	A	9
PSLPCIEFREE	A	A
PSLRLSE	B	40
PSLRTN	9	
PSLSTRT	0	

## PVT information

### PVT programming interface information

PVT is a programming interface.

INCLUDE ONLY

### PVT heading information

<b>Common name:</b>	RSM Page Vector Table
<b>Macro ID:</b>	IHAPVT
<b>DSECT name:</b>	PVT
<b>Owning component:</b>	Real Storage Manager (SC1CR)
<b>Eye-catcher ID:</b>	PVT Offset: 0 Length: 4
<b>Storage attributes:</b>	Virtual Storage: Yes Subpool: R/O Nucleus Key: 0
<b>Size:</b>	PVT -- X'1F78' bytes PVTVVTAB -- X'0020' bytes PVTEXT -- X'00A0' bytes
<b>Created by:</b>	IAXMP

**Pointed to by:** CVTPVTP field of the CVT data area  
**Serialization:** None  
**Function:** Information used internally by RSM

## PVT mapping

Table 767. Structure PVT

Offset Dec	Offset Hex	Type	Len	Name (Dim)	Description
0	(0)	STRUCTURE	0	PVT	
0	(0)	CHARACTER	4	PVTID	PVT CONTROL BLOCK IDENTIFIER IDENTIFIER ADDRESSES OF EXTERNAL DATA AREAS
4	(4)	ADDRESS	4	PVTRIT	POINTER TO THE START OF THE RIT
8	(8)	ADDRESS	4	PVTPFTA	ADDRESS OF PFT ADDRESS IN RIT
12	(C)	ADDRESS	4	PVTPCNA	ADDRESS OF THE DATA SPACE PC NUMBER ARRAY
16	(10)	ADDRESS	4	PVTEXTPT	Address of the PVT Extension
20	(14)	ADDRESS	4	PVTRSH	Address of Recovery Refresh Table
24	(18)	ADDRESS	4	PVTESTA	Address of Extended Storage Table
28	(1C)	CHARACTER	4		RESERVED FOR ADDITIONAL DATA AREA ADDRESSES
32	(20)	ADDRESS	8	PVTEPVT	EPVT Address (always 31bit)
32	(20)	CHARACTER	4		
36	(24)	ADDRESS	4	PVTEPV31	EPVT 31-bit Address.
VDAC EXTERNAL ENTRY POINTS					
40	(28)	ADDRESS	4	PVTVVTP	Address of VDAC Vector Table
44	(2C)	ADDRESS	4	PVTKURPR	VDAC REPRIME
48	(30)	ADDRESS	4	PVTKGRES	VDAC RESET
52	(34)	ADDRESS	4	PVTKQASC	VDAC ASSOCIATE
56	(38)	ADDRESS	4	PVTKDIS	VDAC DISASSOCIATE
60	(3C)	ADDRESS	4	PVTK1CMT	VDAC COMMIT
NON-VDAC EXTERNAL ENTRY POINTS					
64	(40)	ADDRESS	4	PVTGIOCM	General I/O Completion
68	(44)	ADDRESS	4	PVTUTRV	TRANSLATE REAL TO VIRTUAL ROUTINE
72	(48)	ADDRESS	4	PVTPSIB	PAGING SERVICES- VSL BRANCH ENTRY
76	(4C)	ADDRESS	4	PVTXPRSB	REAL STORAGE BUFFER ROUTINE
80	(50)	ADDRESS	4	PVTXIBAD	BAD FRAME ROUTINE
84	(54)	ADDRESS	4	PVTXCRMF	Frame Counting Service for RMF
88	(58)	ADDRESS	4	PVTERCF	Reconfiguration for Extended Storage
92	(5C)	ADDRESS	4	PVTXWVFC	Virtual Fetch data set creation
96	(60)	ADDRESS	4	PVTXVFA	Virtual Fetch Assign
100	(64)	ADDRESS	4	PVTSSDEL	Delete secondary working set pages
104	(68)	ADDRESS	4	PVTPNL	PAGE FREE FAST PATH - LIST FORMAT
108	(6C)	ADDRESS	4	PVTPNR	PAGE FREE FAST PATH - REGISTER FORMAT
112	(70)	ADDRESS	4	PVTPQLB	PAGE FIX FAST PATH - LIST FORMAT
116	(74)	ADDRESS	4	PVTPQRB	PAGE FIX FAST PATH - REGISTER FORMAT

Table 767. Structure PVT (continued)

Offset Dec	Offset Hex	Type	Len	Name (Dim)	Description
120	(78)	ADDRESS	4	PVTPQLNB	PAGE FIX FAST PATH - LIST FORMAT WITHOUT BACKOUT
124	(7C)	ADDRESS	4	PVTPQRNB	PAGE FIX FAST PATH - REGISTER FORMAT WITHOUT BACKOUT
128	(80)	ADDRESS	4	PVTXPLCK	LOCK INTERFACE FOR IARXP
132	(84)	ADDRESS	4	PVTXXFP	EXTERNAL INTERFACE ROUTINE
136	(88)	ADDRESS	4	PVTUFP	FIND PAGE
140	(8C)	ADDRESS	4	PVTXCNTF	Counting Routine
144	(90)	ADDRESS	4	PVTUCNVT	Convert Routine
148	(94)	ADDRESS	4	PVTXRCF	Real Storage Reconfiguration Routine
152	(98)	ADDRESS	4	PVTUALF	PFTE Manager- GETFRAME Routine
156	(9C)	ADDRESS	4	PVTUMVF	PFTE Manager- MOVEFRAM Routine
160	(A0)	ADDRESS	4	PVTSIN	SWAP-IN PROCESSOR
164	(A4)	ADDRESS	4	PVTSOUT	SWAP-OUT PROCESSOR
168	(A8)	ADDRESS	4	PVTVFRMN	VSM FREEMAIN EXIT TO RSM
172	(AC)	ADDRESS	4	PVTUINV	POINTER DEFINED ADDRESS OF PTLB ROUTINE
176	(B0)	ADDRESS	4	PVTSURST	Swap Restart Entry Point
180	(B4)	ADDRESS	4	PVTEAEXT	MIGRATION Scheduler
184	(B8)	ADDRESS	4	PVTXWRLS	Virtual Fetch Release
188	(BC)	ADDRESS	4	PVTDLCON	DSPCALL CONVERT Interface Rtn
192	(C0)	ADDRESS	4	PVTDZLIM	DSPLIMIT Service Routine
196	(C4)	ADDRESS	4	PVTXQVDC	VDAC Counting Routine
200	(C8)	ADDRESS	4	PVTCCDSL	DSPCALL DSPLIST service Rtn
204	(CC)	ADDRESS	4	PVTYLGRP	VIO Release Logical Group
208	(D0)	ADDRESS	4	PVTCQMVP	HSPSERV MVPG Service Routine
212	(D4)	ADDRESS	4	PVTCJCPY	SDUMP Copy Service Routine
216	(D8)	ADDRESS	4	PVTP3PFX	RSMPIN pin L1 service routine
220	(DC)	ADDRESS	4	PVTP3PFR	RSMPIN unpin L1 serv routine
224	(E0)	ADDRESS	4	PVTPZFFR	RSMPIN L2 pin/unpin/recover
- - START OF RECOVERY EXIT VECTOR TABLE - - Meaning of flag byte --- InPass Bit 0=1 ONE - Call on pass one (for expected errors) Bit 1=1 TWO - Call on pass two (for unexpected errors) Bit 2=1 TWOC - Call on pass two only if last on stack Bit 3=1 ZERO - Call on pass zero (for recording in RDA)					
228	(E4)	CHARACTER	1668	PVTRCVTT	Area for the RSM Recovery Exit Vector table
ENTRY POINTS REQUIRED FOR S/370 COMPATIBILITY					
1896	(768)	ADDRESS	4	PVTPPSIX	PGFIX BRANCH ENTRY (R FORMAT)
1900	(76C)	ADDRESS	4	PVTPPSIY	PGFIX BRANCH ENTRY (L FORMAT)
1904	(770)	ADDRESS	4	PVTPPSIZ	PGFIX BRANCH ENTRY (R FORMAT)
1908	(774)	ADDRESS	4	PVTPPSIF	PGFFREE BRANCH ENTRY
1912	(778)	CHARACTER	6	PVTRIDXT	Recovery ID Index Table
8056	(1F78)	X'1F78'	0	PVT_LEN	"*-PVT"



Table 768. Structure PVTVVTAB

Offset Dec	Offset Hex	Type	Len	Name(Dim)	Description
0	(0)	STRUCTURE	0	PVTVVTAB	Beginning of VDAC vector table on word boundary
0	(0)	ADDRESS	4		Reserved
4	(4)	ADDRESS	4	PVTLGRES	Address of VDAC Dataspace RESET Entry Point
8	(8)	ADDRESS	4	PVTLQASC	Address of VDAC Dataspace ASSOCIATE Entry Point
12	(C)	ADDRESS	4	PVTLDIS	Address of VDAC Dataspace DISASSOCIATE Entry Point
16	(10)	ADDRESS	4	PVTLCMIT	Address of VDAC Dataspace COMMIT Entry Point
20	(14)	ADDRESS	4	PVTLNCON	Address of VDAC Dataspace CONTROL Entry Point
24	(18)	ADDRESS	4	PVTKKCHL	Address of VDAC CHANGELIST Entry Point
28	(1C)	ADDRESS	4	PVTLOCHL	Address of VDAC Dataspace CHANGELIST Entry Point
28	(1C)	X'20'	0	PVTVVTAB_LEN	"*-PVTVVTAB"

Table 769. Structure PVTEXT

Offset Dec	Offset Hex	Type	Len	Name(Dim)	Description
0	(0)	STRUCTURE	0	PVTEXT	Beginning of the PVT Extension
0	(0)	SIGNED	4		Length of a dataspace ASTE
4	(4)	ADDRESS	4	PVTHSCNV	Address of Subspace Convert Entry Point
8	(8)	ADDRESS	4	PVTYCFA	Address of Subspace Double Frame Interface Entry Point
12	(C)	ADDRESS	4	PVTCCDSW	DSPCALL DSPLISTW service Rtn
16	(10)	ADDRESS	4	PVTBRLKP	Address of LKPG in IARBR
20	(14)	ADDRESS	4	PVTWTRV	Address of RSA-to-VSA convert Entry Point
24	(18)	ADDRESS	4	PVTIRSRV	Address of IARIRSRV (IARVSERV branch entry)
28	(1C)	ADDRESS	4	PVTRRCV	Address of IARRRCV
32	(20)	ADDRESS	4	PVTSAXEC	Address of IARSAEXC
36	(24)	ADDRESS	4	PVTBRFCT	Address of IARBRFCT
40	(28)	ADDRESS	4	PVTUMCPU	Address of IARUMCPU
44	(2C)	ADDRESS	4	PVTPQRF	Address of IARPQRF
48	(30)	ADDRESS	4	PVTUMPF	Address of IARUMPF
52	(34)	ADDRESS	4	PVTVUCOM	Address of IARVUCOM
56	(38)	ADDRESS	4	PVTVASP	Address of IARVASP
60	(3C)	ADDRESS	4	PVTBOBT	Address of IARBOBT
64	(40)	ADDRESS	4	PVTBOASM	Address of IARBOASM
68	(44)	ADDRESS	4	PVTBFREE	Address of IARBFREE
72	(48)	ADDRESS	4	PVTBEREE	Address of IARBEREE
76	(4C)	ADDRESS	4	PVTBQNXT	Address of IARBQNXT
80	(50)	ADDRESS	4	PVTBADDI	Address of IARBADDI
84	(54)	ADDRESS	4	PVTBQIST	Address of IARBQIST
88	(58)	ADDRESS	4	PVTBQAIU	Address of IARBQAIU
92	(5C)	ADDRESS	4	PVTBDPRE	Address of IARBDPRE

Table 769. Structure PVTEXT (continued)

Offset Dec	Offset Hex	Type	Len	Name (Dim)	Description
96	(60)	ADDRESS	4	PVTBDCAN	Address of IARBDCAN
100	(64)	ADDRESS	4	PVTBQIAU	Address of IARBQIAU
104	(68)	ADDRESS	4	PVTBDPBC	Address of IARBDPBC
108	(6C)	ADDRESS	4	PVTBDCHK	Address of IARBBDCHK
112	(70)	ADDRESS	4	PVTX1CHK	Address of IARX1CHK
116	(74)	ADDRESS	4	PVTBOASD	Address of IARBOASD
120	(78)	ADDRESS	4	PVTXSS	Address of IARXSS
124	(7C)	ADDRESS	4	PVTYAGET	Address of IARYAGET
128	(80)	ADDRESS	4	PVTUMVQ	Address of IARUMVQ
132	(84)	ADDRESS	4	PVTXNCPU	Address of IARXNCPU
136	(88)	ADDRESS	4	PVTXTDFF	Address of IARXTDFF
140	(8C)	ADDRESS	4	PVTXTMDS	Address of IARXTMDS
144	(90)	ADDRESS	4	PVTBRVER	Address of IARBRVER
148	(94)	ADDRESS	4	PVTBRVEA	Address of IARBRVEA
152	(98)	ADDRESS	4	PVT_QCOLK	Address of IARQCOLK
156	(9C)	ADDRESS	4	PVT_QCALK	Address of IARQCALK
IARBRVER return codes					
156	(9C)	X'0'	0	PVT_KIARBRVERRCREADWRITE	"0" IARBRVER indicates read/write access
156	(9C)	X'1'	0	PVT_KIARBRVERRCREADONLY	"1" IARBRVER indicates read only access
156	(9C)	X'2'	0	PVT_KIARBRVERRRCNOACCESS	"2" IARBRVER indicates no access
156	(9C)	X'3'	0	PVT_KIARBRVERRRCNOTGETMAINED	"3" IARBRVER indicates no dat path of backed by freemained frames
156	(9C)	X'A0'	0	PVTEXT_LEN	"*-PVTEXT"

Table 770. Cross Reference for PVT

Name	Offset	Hex Tag
PVT	0	
PVT_KIARBRVERRRCNOACCESS	9C	2
PVT_KIARBRVERRRCNOTGETMAINED	9C	3
PVT_KIARBRVERRRCREADONLY	9C	1
PVT_KIARBRVERRRCREADWRITE	9C	0
PVT_LEN	1F78	1F78
PVT_QCALK	9C	
PVT_QCOLK	98	
PVTBADDI	50	
PVTBDCAN	60	
PVTBDCHK	6C	
PVTBDPBC	68	
PVTBDPRE	5C	
PVTBEREE	48	

Table 770. Cross Reference for PVT (continued)

Name	Offset	Hex Tag
PVTBFREE	44	
PVTBOASD	74	
PVTBOASM	40	
PVTBOBT	3C	
PVTBQAIU	58	
PVTBQIAU	64	
PVTBQIST	54	
PVTBQNXT	4C	
PVTBRFCT	24	
PVTBRLKP	10	
PVTBRVEA	94	
PVTBRVER	90	
PVTCCDSL	C8	
PVTCCDSW	C	
PVTCJCPY	D4	
PVTCQMVP	D0	
PVTDLCON	BC	
PVTDZLIM	C0	
PVTEAEXT	B4	
PVTEPVT	20	
PVTEPV31	24	
PVTERCF	58	
PVTESTA	18	
PVTEXT	0	
PVTEXT_LEN	9C	A0
PVTEXTPT	10	
PVTGIOCM	40	
PVTHSCNV	4	
PVTID	0	
PVTIRSRV	18	
PVTKDIS	38	
PVTKGRES	30	
PVTKKCHL	18	
PVTKQASC	34	
PVTKURPR	2C	
PVTK1CMT	3C	
PVTLCMIT	10	
PVTLDIS	C	
PVTLGRES	4	

Table 770. Cross Reference for PVT (continued)

Name	Offset	Hex Tag
PVTLNCON	14	
PVTLOCHL	1C	
PVTLQASC	8	
PVTPCNA	C	
PVTPFTA	8	
PVTPNL	68	
PVTPNR	6C	
PVTPPSIF	774	
PVTPPSIX	768	
PVTPPSIY	76C	
PVTPPSIZ	770	
PVTPQLB	70	
PVTPQLNB	78	
PVTPQRB	74	
PVTPQRF	2C	
PVTPQRNB	7C	
PVTPSIB	48	
PVTPZFFR	E0	
PVTP3PFR	DC	
PVTP3PFX	D8	
PVTRCVTT	E4	
PVTRIDXT	778	
PVTRIT	4	
PVTRRCV	1C	
PVTRSH	14	
PVTSAXC	20	
PVTSIN	A0	
PVTSOUT	A4	
PVTSSDEL	64	
PVTSURST	B0	
PVTUALF	98	
PVTUCNVT	90	
PVTUFP	88	
PVTUINV	AC	
PVTUMCPU	28	
PVTUMPF	30	
PVTUMVF	9C	
PVTUMVQ	80	
PVTUTRV	44	

Table 770. Cross Reference for PVT (continued)

Name	Offset	Hex Tag
PVTVFRMN	A8	
PVTVUCOM	34	
PVTVVASP	38	
PVTVVTAB	0	
PVTVVTAB_LEN	1C	20
PVTVVTPT	28	
PVTWTRV	14	
PVTXCNTF	8C	
PVTXCRMF	54	
PVTXIBAD	50	
PVTXNCPU	84	
PVTXPLCK	80	
PVTXPRSB	4C	
PVTXQVDC	C4	
PVTXRCF	94	
PVTXSS	78	
PVTXTDFF	88	
PVTXTMDS	8C	
PVTXVFA	60	
PVTXWRLS	B8	
PVTXWVFC	5C	
PVTXXFP	84	
PVTX1CHK	70	
PVTYAGET	7C	
PVTYCFA	8	
PVTYLGRP	CC	

## PXT information

### PXT heading information

<b>Common name:</b>	VSM Cell Pool Primary Extent
<b>Macro ID:</b>	IGVPXT
<b>DSECT name:</b>	PXT
<b>Owning component:</b>	Virtual Storage Manager (SC1CH)
<b>Eye-catcher ID:</b>	None
<b>Storage attributes:</b>	Subpool: User supplied Key: User supplied Residency: User supplied

**Size:** PXTBASE = 40 bytes  
PXTXBASE = 32+ bytes

**Created by:** IGVCBBLD

**Pointed to by:** PPDPXT

**Serialization:** Compare Double and Swap  
LOCAL/CML lock for local cell pools  
VSMPAG for pageable global cell pools  
VSMFIX for fixed global cell pools

**Function:** Describes the primary cell pool extent.

## PXT mapping

Table 771. Structure PXT

Offset Dec	Offset Hex	Type	Len	Name (Dim)	Description
0	(0)	STRUCTURE	*	PXT	
0	(0)	CHARACTER	40	PXTBASE	BASE PORTION OF PXT
0	(0)	CHARACTER	24	PXTHDR	USER SUPPLIED HEADER
24	(18)	CHARACTER	8	PXTCDSDW	COMPARE DOUBLE AND SWAP DOUBLEWORD
24	(18)	SIGNED	4	PXTSYNC	SYNCRHONIZATION COUNT
28	(1C)	ADDRESS	4	PXTCPTR	PTR TO 1ST CELL IN POOL
32	(20)	ADDRESS	4	PXTPPD	POINTER TO PPD
36	(24)	BITSTRING	2	PXTFLGS	FLAGS
36	(24)	BITSTRING	1	PXTFLGS1	
		1... ....		PXTMULTI	1 = MULTIHDR CELL POOL
		.1.. ....		PXTCONTRACTIBLE	1 = Contractible. Valid only when PXTMULTI
		..1. ....		PXTAUTOCONTRACT	1 = AutoContract. Valid only when PXTContractible
37	(25)	BITSTRING	1	PXTFLGS2	
38	(26)	CHARACTER	2	*	RSVD, FOR POOL ALIGNMENT
40	(28)	CHARACTER	0	PXTPOOL	CELLS OF POOL. Note that this is truly 8 bytes past this label when the pool is BNDRY=QWORD
40	(28)	CHARACTER	48	PXTXBASE	BASE PORTION OF PXTX, ONLY applicable for Multiple Header Cellpools
40	(28)	CHARACTER	8	PXTXCNTL	Control Data
40	(28)	SIGNED	4	PXTXMAXCELLS	Maximum number of Cells Allowed IN Cell Pool
44	(2C)	SIGNED	4	PXTXALLOCCNT	Current Count of Cells allocated to Cell Pool
48	(30)	CHARACTER	8	*	Reserved
56	(38)	BITSTRING	4	PXTXFLGS	Flag Word
56	(38)	BITSTRING	1	PXTXFLGS1	
		1... ....		PXTXEXPAND	Expansion has been done for this header
57	(39)	BITSTRING	1	PXTXFLGS2	
58	(3A)	BITSTRING	1	PXTXFLGS3	
59	(3B)	BITSTRING	1	PXTXFLGS4	
60	(3C)	SIGNED	2	PXTXCPUID	CPU ID of Header
62	(3E)	CHARACTER	2	PXTXRSV2	Reserved Space for PXTXBASE

Table 771. Structure PXT (continued)

Offset Dec	Offset Hex	Type	Len	Name (Dim)	Description
64	(40)	CHARACTER	24	PXTX_CONTRACTIBLE	Applicable only for CONTRACTIBLE=YES pools
64	(40)	CHARACTER	8	PXTX_LASTUPDATE	STCKF value of last update
72	(48)	SIGNED	4	PXTX_NUMFREE	Number of free cells on this CPU's free queue
76	(4C)	BITSTRING	1	PXTX_CFLAGS	
	1... ....			PXTX_NUMFREE_ERROR	An error has been detected in the free count. The count was reset to 1 (and should eventually self-correct)
77	(4D)	CHARACTER	3	*	
80	(50)	CHARACTER	8	PXTX_NEXTCONTRACTTIME	STCKF value of next contract time
88	(58)	CHARACTER	*	PXTXXTRA	Extra Portion of PXTX, length will depend on size of CPU Cache Line

Table 772. Structure PXTXP

Offset Dec	Offset Hex	Type	Len	Name (Dim)	Description
0	(0)	STRUCTURE	16	PXTXP	CELL Prefix Mapping
0	(0)	SIGNED	2	PXTXPCPUID	CPU ID for Cell
2	(2)	CHARACTER	2	*	Reserved
4	(4)	ADDRESS	4	PXTXPMPE@	Address of MPE
8	(8)	CHARACTER	8	*	Reserved

Table 773. Constants for PXT

Len	Type	Value	Name	Description
2	DECIMAL	256	PXT#CPUHDRLEN	Length of Header, Must be the same as EcvtCacheLineSize or BUILD will Fail
2	DECIMAL	8	PXT#CPUHDRLENLOG2	Log(2) value for PXT#CPUHDRLEN which is used for shifting CPU ID to calculate header offset
4	DECIMAL	4096	PXT#CELLSZ4K	Cell size value = 4K. Used to determine which multiplication factor (PXT#MF_SmCell or PXT#MF_LgCell) to use
4	DECIMAL	256	PXT#MF_SMCELL	Multiplication factor used to calculate the threshold above which cell sharing is allowed to occur -- for cells with size less than 4K
4	DECIMAL	128	PXT#MF_LGCELL	Multiplication factor used to calculate the threshold above which cell sharing is allowed to occur -- for cells with size 4K or more
4	DECIMAL	0	PXT#NOCELLS	Return value indicating no free cells are available because MAXCELLS limit is reached
4	DECIMAL	1	PXT#CPOOLXT	Return value indicating the cell pool either has been extended or is not empty (a cell has been freed)

Table 774. Cross Reference for PXT

Name	Offset	Hex Tag
PXT	0	
PXTAUTOCONTRACT	24	20
PXTBASE	0	

Table 774. Cross Reference for PXT (continued)

Name	Offset	Hex Tag
PXTCDSW	18	
PXTCONTRACTIBLE	24	40
PXTCPTR	1C	
PXTFLGS	24	
PXTFLGS1	24	
PXTFLGS2	25	
PXTHDR	0	
PXTMULTI	24	80
PXTPOOL	28	
PXTPPD	20	
PXTSYNC	18	
PXTX_CFLAGS	4C	
PXTX_CONTRACTIBLE	40	
PXTX_LASTUPDATE	40	
PXTX_NEXTCONTRACTTIME	50	
PXTX_NUMFREE	48	
PXTX_NUMFREE_ERROR	4C	80
PXTXALLOCCNT	2C	
PXTXBASE	28	
PXTXCNTL	28	
PXTXCPUID	3C	
PXTXEXPAND	38	80
PXTXFLGS	38	
PXTXFLGS1	38	
PXTXFLGS2	39	
PXTXFLGS3	3A	
PXTXFLGS4	3B	
PXTXMAXCELLS	28	
PXTXP	0	
PXTXPCUID	0	
PXTXPMPE@	4	
PXTXRSV2	3E	
PXTXXTRA	58	

## QDB information

### QDB heading information

**Common name:** Queue Descriptor Block

**Macro ID:** IHAQDB



**DSECT name:** QDB

**Owning component:** Allocation (SC1B4)

**Eye-catcher ID:** QDB  
Offset: 0  
Length: 4

**Storage attributes:** Subpool: 236 or 237  
Key: 1  
Residency: SIZE: minimum 52 bytes

**Size:** minimum 52 bytes  
NOTES: None  
FLAG FMID DATE ID COMMENT  
\$L1=ODSLM HBB7705 001031 PDOO: OPEN DATA SET LIMIT RELIEF  
\$L2=ALLCHT HBB7750 070112 PDEV: DSAB Metadata  
\$P2=ME10263 HBB7750 080307 PDHV: Separate QDB from DSABQDB

**Created by:** IEFAB4FC  
Since this is a generic queue header, it may also be created by other sources.

**Pointed to by:** JSCDSABQ field of the JSCB data area  
LCTDSABQ field of the LCT data area  
Since this is a generic queue header, it May also be pointed to by other sources.

**Serialization:**

**Function:** This is a generic queue header block, and contains first and last element pointers to the queue, as well as the number of elements in the queue, and other identifying information about the queue.

## QDB mapping

Table 775. Structure QDB

Offset Dec	Offset Hex	Type	Len	Name (Dim)	Description
0	(0)	STRUCTURE	0	QDB	
0	(0)	CHARACTER	4	QDBQDB	- ACRONYM IN EBCDIC -QDB-
4	(4)	BITSTRING	2	QDBATTR	- QUEUE ATTRIBUTES
		.... .1..		QDBELEMA	"X'04'" AT LEAST ONE ELEMENT IS ABOVE THE LINE
6	(6)	SIGNED	2	QDBRV001	- RESERVED
8	(8)	SIGNED	4	QDBNELMS	- NUMBER OF ELEMENTS ON QUEUE
12	(C)	ADDRESS	4	QDBFELMP	- POINTER TO FIRST ELEMENT
16	(10)	ADDRESS	4	QDBLELMP	- POINTER TO LAST ELEMENT
20	(14)	SIGNED	2	QDBFPTDS	- FORWARD POINTER DISPLACEMENT
22	(16)	SIGNED	2	QDBBPTDS	- BACKWARD POINTER DISPLACEMENT
24	(18)	SIGNED	2	QDBPRSZ	- PRIORITY FIELD SIZE
26	(1A)	SIGNED	2	QDBPRDS	- PRIORITY FIELD DISPLACEMENT
28	(1C)	ADDRESS	4	QDBRV002	- RESERVED

Table 775. Structure QDB (continued)

Offset Dec	Offset Hex	Type	Len	Name (Dim)	Description
32	(20)	SIGNED	4	QDBNELMA	- NUMBER OF ELEMENTS ON ABOVE OR BELOW THE LINE QUEUE
36	(24)	ADDRESS	4	QDBFELMA	- POINTER TO FIRST ABOVE OR BELOW THE LINE DSAB
40	(28)	ADDRESS	4	QDBLELMA	- POINTER TO LAST ABOVE OR BELOW THE LINE DSAB
44	(2C)	SIGNED	2	QDBFPTDA	- ABOVE OR BELOW THE LINE FORWARD POINTER DISPLACEMENT
46	(2E)	SIGNED	2	QDBBPTDA	- ABOVE OR BELOW THE LINE BACKWARD POINTER DISPLACEMENT
48	(30)	SIGNED	4	QDBECPID	ELEMENT CELL POOL ID

Table 776. Cross Reference for QDB

Name	Offset	Hex	Tag
QDB	0		
QDBATTR	4		
QDBBPTDA	2E		
QDBBPTDS	16		
QDBECPID	30		
QDBELEMA	4		4
QDBFELMA	24		
QDBFELMP	C		
QDBFPTDA	2C		
QDBFPTDS	14		
QDBLELMA	28		
QDBLELMP	10		
QDBNELMA	20		
QDBNELMS	8		
QDBPRDS	1A		
QDBPRSZ	18		
QDBQDB	0		
QDBRV001	6		
QDBRV002	1C		

## QIO information

### QIO heading information

**Common name:**

**Macro ID:** IHAQIO

**DSECT name:** IHAQIO

**Owning component:** Scheduler Work Area Manager (SC1B5)

**Eye-catcher ID:** None

**Storage attributes:** Subpool: Any  
Key: Any

**Size:** 256 bytes

**Created by:** Routines that invoke QMNGRIO

**Pointed to by:** QMIOP

**Serialization:** None

**Function:** Contains the QMPA.

## QIO mapping

Table 777. Structure IHAQIO

Offset Dec	Offset Hex	Type	Len	Name (Dim)	Description
0	(0)	STRUCTURE	0	IHAQIO	
0	(0)	CHARACTER	36	QIOQMPA	- Q MGR PARAMETER AREA
36	(24)	CHARACTER	76	QIOECIOB(0)	ECB/IOB SPACE
36	(24)	SIGNED	4	QIOECB	- EVENT CONTROL BLOCK
40	(28)	DBL WORD	8	QIOIOB(0)	- INPUT/OUTPUT BLOCK
40	(28)	CHARACTER	2	QIOIFLGS	- IOB FLAG BYTES
42	(2A)	CHARACTER	2	QIOISNS	- IOB SENSE BYTES
44	(2C)	SIGNED	4	QIOIECB(0)	
44	(2C)	CHARACTER	1	QIOICC	- IOB ECB COMPLETION CODE
45	(2D)	ADDRESS	3	QIOIECBA	- IOB ECB ADDRESS
48	(30)	CHARACTER	1	QIOIFLG3	- IOB FLAG BYTE 3
49	(31)	CHARACTER	7	QIOICSW	- SEVEN LOW ORDER BYTES OF LAST CSW
56	(38)	SIGNED	4	QIOIST(0)	
56	(38)	CHARACTER	1	QIOISIO	- SIO CONDITION CODE
57	(39)	ADDRESS	3	QIOISTR	- CCW CHAIN POINTER
60	(3C)	SIGNED	4	QIOIDCB(0)	
60	(3C)	CHARACTER	1	QIOIRSVD	
61	(3D)	ADDRESS	3	QIOIDCBA	- IOB DCB ADDRESS
64	(40)	CHARACTER	8	QIOIREST	- SPACE TO IOB END
72	(48)	CHARACTER	8	QIOISEEK	- SEEK/SEARCH MBBCCHHR
80	(50)	DBL WORD	8	QIOISET(0)	- SET SECTOR CCW
80	(50)	CHARACTER	1	QIOISET0	- SET SECTOR OP CODE
81	(51)	ADDRESS	3	QIOISETA	- SET SECTOR DATA ADDRESS
84	(54)	CHARACTER	1	QIOISETF	- SET SECTOR FLAGS
85	(55)	CHARACTER	1	QIOISETR	- SET SECTOR RESERVED
86	(56)	SIGNED	2	QIOISETL	- SET SECTOR LENGTH
88	(58)	DBL WORD	8	QIOISCH(0)	- SEARCH CCW
88	(58)	CHARACTER	1	QIOISCHO	- SEARCH OP CODE
89	(59)	ADDRESS	3	QIOISCHA	- SEARCH DATA ADDRESS
92	(5C)	CHARACTER	1	QIOISCHF	- SEARCH FLAGS
93	(5D)	CHARACTER	1	QIOISCHR	- SEARCH RESERVED
94	(5E)	SIGNED	2	QIOISCHL	- SEARCH LENGTH
96	(60)	DBL WORD	8	QIOITIC(0)	- TIC CCW

Table 777. Structure IHAQIO (continued)

Offset Dec	Offset Hex	Type	Len	Name (Dim)	Description
96	(60)	CHARACTER	1	QIOITICO	- TIC OP CODE
97	(61)	ADDRESS	3	QIOITICA	- TIC DATA ADDRESS
100	(64)	CHARACTER	1	QIOITICF	- TIC FLAGS
101	(65)	CHARACTER	1	QIOITICR	- TIC RESERVED
102	(66)	SIGNED	2	QIOITICL	- TIC LENGTH
104	(68)	DBL WORD	8	QIOIO(0)	- I/O CCW
104	(68)	CHARACTER	1	QIOIOO	- I/O OP CODE
105	(69)	ADDRESS	3	QIOIOA	- I/O DATA ADDRESS
108	(6C)	CHARACTER	1	QIOIOF	- I/O FLAGS
109	(6D)	CHARACTER	1	QIOIOR	- I/O RESERVED
110	(6E)	SIGNED	2	QIOIOL	- I/O LENGTH
112	(70)	SIGNED	4	QIOJOB(0)	- QMPA JOB INFO LIST
112	(70)	SIGNED	4	QIOFILL1	- FULL WORK OF ZEROS
116	(74)	ADDRESS	4	QIONAMEA	- POINTER TO JOB NAME
120	(78)	ADDRESS	4	QIOSWADS	- POINTER TO SWADS DCB
124	(7C)	SIGNED	4	QIOPREXP(0)	- QMPA EXTERNAL PARM AREA PREFIX
124	(7C)	SIGNED	2	QIOFILL2	
126	(7E)	SIGNED	2	QIORECL	- RECORD LENGTH
128	(80)	SIGNED	4	QIOXPA(0)	- QMPA EXTERNAL PARM AREA
128	(80)	ADDRESS	4	QIOCOREA	- IN-CORE ADDRESS OF RECORD
132	(84)	CHARACTER	4	QIOTTR0	- RELATIVE DISK ADDRESS OF RECORD
136	(88)	CHARACTER	120	QIOQMWRK	WORK SPACE FOR QUEUE MANAGER

Table 778. Cross Reference for QIO

Name	Offset	Hex Tag
IHAQIO	0	
QIOCOREA	80	
QIOECB	24	
QIOECIOB	24	
QIOFILL1	70	
QIOFILL2	7C	
QIOICC	2C	
QIOICSW	31	
QIOIDCB	3C	
QIOIDCBA	3D	
QIOIECB	2C	
QIOIECBA	2D	
QIOIFLGS	28	
QIOIFLG3	30	
QIOIO	68	
QIOIOA	69	
QIOIOB	28	

Table 778. Cross Reference for QIO (continued)

Name	Offset	Hex Tag
QIOIOF	6C	
QIOIOL	6E	
QIOIOO	68	
QIOIOR	6D	
QIOIREST	40	
QIOIRSVD	3C	
QIOISCH	58	
QIOISCHA	59	
QIOISCHF	5C	
QIOISCHL	5E	
QIOISCHO	58	
QIOISCHR	5D	
QIOISEEK	48	
QIOISET	50	
QIOISETA	51	
QIOISETF	54	
QIOISETL	56	
QIOISETO	50	
QIOISETR	55	
QIOISIO	38	
QIOISNS	2A	
QIOIST	38	
QIOISTR	39	
QIOITIC	60	
QIOITICA	61	
QIOITICF	64	
QIOITICL	66	
QIOITICO	60	
QIOITICR	65	
QIOJOB	70	
QIONAMEA	74	
QIOPREXP	7C	
QIOQMPA	0	
QIOQMWRK	88	
QIORECL	7E	
QIOSWADS	78	
QIOTTR0	84	
QIOXPA	80	

# QMIDS information

## QMIDS programming interface information

QMIDS is a programming interface.

## QMIDS heading information

<b>Common name:</b>	Constants for SWA block IDs and acronyms
<b>Macro ID:</b>	IEFQMIDS
<b>DSECT name:</b>	N/A
<b>Owning component:</b>	SWA Manager (SC1B5)
<b>Eye-catcher ID:</b>	N/A Offset: N/A Length: N/A
<b>Storage attributes:</b>	Subpool: N/A Key: N/A Residency: N/A
<b>Size:</b>	N/A FREQUENCY = N/A
<b>Created by:</b>	N/A
<b>Pointed to by:</b>	N/A
<b>Serialization:</b>	N/A
<b>Function:</b>	Provides constants for SWA block IDs and acronyms

## QMIDS mapping

Table 779. Structure

Offset Dec	Offset Hex	Type	Len	Name (Dim)	Description
0	(0)	STRUCTURE	0		
<div>000000-999999 A - NEW BLOCK IDS TO ALLOW A CALLER TO SPECIFY THAT THE SIOT, JFCB, AND JFCE SHOULD RESIDE BELOW THE 16M LINE. A - NEW BLOCK ID ADDED FOR THE IFB C - Changed the PROLOG to work with SHOWHDR A - Added constant for the SIOT Extension (SIOX) C - In the Component section of the prologue: reversed the order of the Component description and name in order to comply with standards. C - Fixed copyright/program number statements. C - Fixed external classification C - Add IEFTAPE control block. %GOTO QMIDSPLS; CONSTANTS FOR THE SWA BLOCK IDS</div>					
	.... ....			SWJCTID	"X'00'" JOB CONTROL TABLE (JCT) BLOCK ID
	.... ...1			SWACTID	"X'01'" ACCOUNT CONTROL TABLE (ACT) BLOCK ID
	.... ...1.			SWSCTID	"X'02'" STEP CONTROL TABLE (SCT) BLOCK ID
	.... ...11			SWSIOTID	"X'03'" STEP INPUT/OUTPUT TABLE (SIOT) BLOCK ID

Table 779. Structure (continued)

Offset Dec	Offset Hex	Type	Len	Name(Dim)	Description
		.... .1..		SWSIOXID	"X'04'" SIOT EXTENSION (SIOX) BLOCK ID
		.... .111		SWDSNTID	"X'07'" DATA SET NAMES TABLE (DSNT) BLOCK ID
		.... 1.1.		SWPOTID	"X'0A'" PROCEDURE OVERRIDE TABLE (POT) BLOCK ID
		.... 11..		SWSCTXID	"X'0C'" STEP CONTROL TABLE EXT (SCTX) BLOCK ID
		.... 1111		SWDSENID	"X'0F'" DATA SET ENQUEUE TABLE (DSEN) BLOCK ID
		...1 1.11		SWJMRID	"X'1B'" JOB MANAGEMENT RECORD (JMR) BLOCK ID
		...1 11..		SWJFCBID	"X'1C'" JOB FILE CONTROL BLOCK (JFCB) ID
		...1 11.1		SWJFCXID	"X'1D'" JOB FILE CONTROL BLOCK EXT (JFCX) ID
		..1. ....		SWPDIDID	"X'20'"
		..1. ...1		SWPDIBID	"X'21'" PASSED DATASET INFORMATION BLOCK (PDIB) ID
		..1. ..1.		SWPDIQID	"X'22'"
		..1. ..11		SWGDNID	"X'23'" GDG NAMES TABLE (GDGN) BLOCK ID
		..1. .1.1		SWIWABID	"X'25'" INTERPRETER WORK ARE BLOCK (IWAB) ID
		..1. .11.		SWVUTID	"X'26'" VOLUME UNLOAD TABLE (VUT) BLOCK ID
		..1. .111		SWDDNTID	"X'27'" DDNAMES TABLE (DDNT) BLOCK ID
		..1. 1...		SWAMPXID	"X'28'" AMP KEYWORD EXTENSION (AMPX) BLOCK ID
		..1. 1..1		SWJFCEID	"X'29'" JOB FILE CONTROL BLOCK EXT (JFCE) ID
		..11 ....		SWJCTXID	"X'30'" JOB CONTROL TABLE EXT (JCTX) BLOCK ID
		..11 ...1		SWSSWAID	"X'31'" SUBSYSTEM WORKAREA (SSWA) BLOCK ID
		..11 ..1.		SWSWBID	"X'32'" SCHEDULER WORK BLOCK (SWB) BLOCK ID
		..11 .1.1		SWSIOTBL	"X'35'" STEP INPUT/OUTPUT TABLE (SIOT BELOW) BLOCK ID
		..11 .11.		SWJFCBBL	"X'36'" JOB FILE CONTROL BLOCK (JFCB BELOW) BLOCK ID
		..11 .111		SWJFCEBL	"X'37'" JOB FILE CONTROL BLOCK EXT (JFCE BELOW) BLOCK ID
		..11 1...		SWIFBID	"X'38'" IF RELATIONAL (IFB) BLOCK ID
		..11 1..1		SWTAPEID	"X'39'" IEFTAPE TAPE CONTROL BLOCK (TAPE) ID

Table 780. Cross Reference for QMIDS

Name	Offset	Hex Tag
SWACTID	0	1
SWAMPXID	0	28
SWDDNTID	0	27
SWDSENID	0	F

Table 780. Cross Reference for QMIDS (continued)

Name	Offset	Hex Tag
SWDSNTID	0	7
SWGDGNID	0	23
SWIFBID	0	38
SWIWABID	0	25
SWJCTID	0	0
SWJCTXID	0	30
SWJFCBBL	0	36
SWJFCBID	0	1C
SWJFCEBL	0	37
SWJFCEID	0	29
SWJFCXID	0	1D
SWJMRID	0	1B
SWPDIBID	0	21
SWPDIDID	0	20
SWPDIQID	0	22
SWPOTID	0	A
SWSCTID	0	2
SWSCTXID	0	C
SWSIOTBL	0	35
SWSIOTID	0	3
SWSIOXID	0	4
SWSSWAID	0	31
SWSWBID	0	32
SWTAPEID	0	39
SWVUTID	0	26

## QMPA information

### QMPA heading information

<b>Common name:</b>	SWA MANAGER PARAMETER AREA
<b>Macro ID:</b>	IEFQMNGR
<b>DSECT name:</b>	IOPARAMS
<b>Owning component:</b>	Scheduler Work Area Manager (SC1B5)
<b>Eye-catcher ID:</b>	None
<b>Storage attributes:</b>	Subpool: Any Key: Any
<b>Size:</b>	36 bytes located on a word boundary
<b>Created by:</b>	Caller of Move Mode SWA Manager



**Pointed to by:** Register 1, JSCBQMPI in the active JSCB

**Serialization:** None

**Function:** Provides mapping of SWA Manager Parameter Area

## QMPA mapping

Table 781. Structure IOPARAMS

Offset Dec	Offset Hex	Type	Len	Name (Dim)	Description
0	(0)	STRUCTURE	0	IOPARAMS	
0	(0)	CHARACTER	4	QMNAM	RESERVED
0	(0)	X'0'	0	QMCAN	"QMNAM" RESERVED
4	(4)	CHARACTER	2	QMVERS	VERSION NUMBER
4	(4)	X'2'	0	QMCURVER	"2" QMPA VERSION 2
6	(6)	CHARACTER	2	QMLGTH	QMPA LENGTH
8	(8)	CHARACTER	1	QMPOP	FUNCTION CODE PARAMETER FUNCTION CODE VALUES
8	(8)	X'1'	0	QMASGN	"1" ASSIGN
8	(8)	X'0'	0	QMASGS	"0" ASSIGN/START
8	(8)	X'2'	0	QMWRTA	"2" WRITE AND ASSIGN
8	(8)	X'3'	0	QMW RTE	"3" WRITE
8	(8)	X'4'	0	QMREAD	"4" READ
8	(8)	X'5'	0	QMREDALL	"5" READALL/MOVE
8	(8)	X'6'	0	QMWRTALL	"6" WRITEALL/MOVE
8	(8)	X'7'	0	QMDTYP	"7" RESERVED
8	(8)	X'8'	0	QMDELE	"8" DELETE
9	(9)	CHARACTER	1	QMRSV01	RESERVED
10	(A)	BITSTRING	2	QMADD01	QMAT ptr bytes 0-1 if QMQMAT64 is one

The following 4 bytes are overlayed by QMRBN.

12	(C)	CHARACTER	2	QMTLN	RESERVED
14	(E)	CHARACTER	1	QMNOT	RESERVED
15	(F)	CHARACTER	1	QMTPY	RESERVED
16	(10)	CHARACTER	1	QMSTA	JOB STATUS BYTE
		1... ....		QMACLEX	"X'80'" PASSING 4-BYTE EPA ADDRESS
		.1.. ....		QMEPAX	"X'40'" PASSING 16 BYTE EPAS
		..1. ....		QMSJNL	"X'20'" IF SET TO ONE, JOURNAL BLOCKS
		...1 ....		QMCONDGM	"X'10'" IF SET TO ONE, DO COND. GETMAIN
		.... 1...		QMBLDVAT	"X'08'" IF SET TO ONE, BUILD VAT TABLE
		.... .1..		QMQMAT64	"X'04'" If set to one: QMADD01 is bytes 0-1 QMADD23 is bytes 2-3 QMADD is bytes 4-7 of a 64-bit QMAT ptr
17	(11)	CHARACTER	1	QMRSV02	RESERVED
18	(12)	BITSTRING	2	QMADD23	QMAT ptr bytes 2-3 if QMQMAT64 is one
20	(14)	SIGNED	4	QMPACLX	4-BYTE PTR TO EXTERNAL PARAMETER LIST
24	(18)	SIGNED	4	QMADD	QMAT address table ptr 31-bit if QMQMAT64=0 bytes 4-7 of 64-bit ptr if QMQMAT64=1
28	(1C)	SIGNED	4	QMST0	ADDRESS OF STORAGE TABLE (QMST)

Table 781. Structure IOPARAMS (continued)

Offset Dec	Offset Hex	Type	Len	Name (Dim)	Description
32	(20)	CHARACTER	4	QMPCL	PTR TO EXTRN PARM LIST
32	(20)	X'20'	0	QMPCM	"QMPCL" NO. OF RCRDS TO ASSIGN First 4 bits
32	(20)	X'20'	0	QMPNC	"QMPCL" NO. OF RCRDS TO READ/WRITE Second 4 bits
32	(20)	X'21'	0	QMPACL	"QMPCL+1" PTR TO EXTRN PARM LIST
THE FOLLOWING FIELD NAMES ARE USED ONLY FOR SWA FUNCTIONS					
0	(0)	CHARACTER	1	QMSWSP	SWA SUBPOOL NUMBER
12	(C)	SIGNED	4	QMRBN	BLOCK NUMBER FOR THIS JOB

Table 782. Cross Reference for QMPA

Name	Offset	Hex	Tag
IOPARAMS	0		
QMACLEX	10		80
QMADD	18		
QMADD01	A		
QMADD23	12		
QMASGN	8		1
QMASGS	8		0
QMBLDVAT	10		8
QMCAN	0		0
QMCONDGM	10		10
QMCURVER	4		2
QMDELE	8		8
QMDTYP	8		7
QMEPAX	10		40
QMLGTH	6		
QMNAM	0		
QMNOT	E		
QMPACL	20		21
QMPACLX	14		
QMPCL	20		
QMPCM	20		20
QMPNC	20		20
QMPOP	8		
QMOMAT64	10		4
QMRBN	C		
QMREAD	8		4
QMREDALL	8		5
QMRSV01	9		

Table 782. Cross Reference for QMPA (continued)

Name	Offset	Hex Tag
QMRSV02	11	
QMSJNL	10	20
QMSTA	10	
QMSTO	1C	
QMSWSP	0	
QMTLN	C	
QMTPY	F	
QMVERS	4	
QMWRTA	8	2
QMWRTALL	8	6
QMW RTE	8	3

## QSRCD information

### QSRCD heading information

<b>Common name:</b>	ASM Quick Start Record
<b>Macro ID:</b>	ILRQSRCD
<b>DSECT name:</b>	QSR
<b>Owning component:</b>	Auxiliary Storage Manager (SC1CW)
<b>Eye-catcher ID:</b>	QSRECORD Offset: 0 Length: 8
<b>Storage attributes:</b>	Virtual Storage: YES Subpool: 245 Key: 0 Data Space: NO Residency: Above 16 Megabytes virtual
<b>Size:</b>	8192 bytes
<b>Created by:</b>	ILRASRIM
<b>Pointed to by:</b>	n/a
<b>Serialization:</b>	The QSR is serialized via ENQ and DEQ (qname=SYSZPGAD,rname=PAGEADD) when used by ILRPGEXP. No serialization during initialization.

**Function:**

Contains all the information necessary to rebuild the Quick Startable LPA (PLPA) on a quick or warm start IPL. The QSR is used by the ASM RIM and QSR initialization routines. The RIM allocates the QSR on cold starts, and QSR initialization builds the QSR once PLPA has been loaded. The RIM reads the QSR on quick/warm starts. The QSR entries contain pointers to XQSRs (ILRXQSRDs) that contain the information necessary to rebuild the external page table entries for PLPA. The XQSRs are written to the PLPA data set.

**QSRCD mapping**

Table 783. Structure QSR

Offset Dec	Offset Hex	Type	Len	Name (Dim)	Description
0	(0)	STRUCTURE	8192	QSR	Quick Start Record
0	(0)	CHARACTER	192	QSRHDR	QSR header
0	(0)	CHARACTER	8	QSRIDNT	Control block identifier, set to C'QSRECORD'
8	(8)	SIGNED	4	QSRVVM DI	Hash value for PLPA directory. This address must be on a 4096 byte boundary
12	(C)	ADDRESS	4	QSRPLPAS	Low virtual address -- start address of PLPA.
16	(10)	ADDRESS	4	QSRPLPAE	Address of first byte beyond top (end) of PLPA.
20	(14)	BITSTRING	1	QSRFLAGS	QSR flag byte
		1... ....		QSRPLPAF	PLPA data set full flag. 1 = PLPA became full during system initialization, 0 = PLPA not full yet
		.1... ....		QSRCOMMF	Common data set full flag. 1 = Common data set became full during system initialization, 0 = Common data set not full yet
		..11 1111		*	Reserved
21	(15)	CHARACTER	3	*	Reserved
24	(18)	CHARACTER	8	QSRSYNCH	Time stamp for QSR record
32	(20)	ADDRESS	4	QSRXQSR	XQSR pointer
36	(24)	SIGNED	4	QSRXNUM	Number of XQSRs for PLPA
40	(28)	CHARACTER	8	QSRPRODI	FMID for the release that wrote this QSR record
48	(30)	CHARACTER	144	QSRRSV	Reserved
192	(C0)	CHARACTER	8000	QSRMAP	8000-byte map of PLPA XQSR LSIDs, made up of 4-byte entries

Table 784. Structure QSRENTY

Offset Dec	Offset Hex	Type	Len	Name (Dim)	Description
0	(0)	STRUCTURE	4	QSRENTY	QSR entry containing LSIDs for PLPA page. The entries are built in ascending order of virtual address, with each entry containing one LSID. The first zero entry indicates the end of the entries in use.
0	(0)	SIGNED	4	QSRLSID	Logical slot ID for PLPA data set copy of PLPA XQSR

Table 784. Structure QSRENTY (continued)

Offset Dec	Offset Hex	Type	Len	Name (Dim)	Description
0	(0)	CHARACTER	1	QSRPTNN	PART number portion of LSID, identifying page data set
1	(1)	CHARACTER	3	QSR SLOT	Slot number portion of LSID identifying slot within the PLPA page data set

Table 785. Cross Reference for QSRCD

Name	Offset	Hex	Tag
QSR	0		
QSRCOMMF	14		40
QSRENTY	0		
QSRFLAGS	14		
QSRHDR	0		
QSRIDNT	0		
QSRLSID	0		
QSRMAP	C0		
QSRPLPAE	10		
QSRPLPAF	14		80
QSRPLPAS	C		
QSRPRODI	28		
QSRPTNN	0		
QSRRSV	30		
QSR SLOT	1		
QSRSYNCH	18		
QSRVMDI	8		
QSRXNUM	24		
QSRXQSR	20		

## QVOD information

### QVOD heading information

<b>Common name:</b>	QUEUE VERIFICATION OUTPUT DATA AREA
<b>Macro ID:</b>	IHAQVOD
<b>DSECT name:</b>	QVODHDR
<b>Owning component:</b>	SUPERVISOR CONTROL (SC1C5)
<b>Eye-catcher ID:</b>	None
<b>Storage attributes:</b>	Subpool: User subpool Key: User key Residency: User-defined
<b>Size:</b>	Variable

**Created by:** Caller of Queue Verifier

**Pointed to by:** QVPLODA field of the QVPL data area.

**Serialization:** Supplied by the caller of module IEAVEQV0, IEAVEQV4, IEAVEQV5 or IEAVEQV6.

**Function:** Provides diagnostic information to the Queue Verifier.  
Describes all errors found and corrective actions taken.

## QVOD mapping

Table 786. Structure QVOD

Offset Dec	Offset Hex	Type	Len	Name (Dim)	Description
0	(0)	STRUCTURE	0	QVOD	
HEADER					
0	(0)	SIGNED	4	QVODHDR(0)	HEADER TO DATA AREA
0	(0)	CHARACTER	1	QVODRES1	RESERVED BYTE 1
1	(1)	CHARACTER	1	QVODSIZE	TOTAL AVAILABLE SIZE IN BYTES
2	(2)	CHARACTER	1	QVODRES2	RESERVED BYTE 2
3	(3)	CHARACTER	1	QVODUSED	NUMBER OF BYTES USED

Table 787. Structure QVODCMMN

Offset Dec	Offset Hex	Type	Len	Name (Dim)	Description
0	(0)	STRUCTURE	0	QVODCMMN	COMMON PORTION OF DATA AREA
0	(0)	CHARACTER	1	QVODKL(0)	KEY/LENGTH
0	(0)	CHARACTER	1	QVODKEY	KEY=VRAQVOD
1	(1)	CHARACTER	1	QVODLEN	LENGTH OF QVODR15+ENTRIES
2	(2)	CHARACTER	4	QVODR15(0)	SAME CONTENTS AS REG 15 ON RETURN
2	(2)	CHARACTER	1	QVODFLGS	FLAG BYTE
	1... ....			QVODOVFL	"X'80'" IF TOP BIT ON, AN OVERFLOW OF RECORDING INFORMATION HAS OCCURRED
	.1... ....			QVODR15R	"X'40'" IF BIT IS ON, ENOUGH ROOM EXISTS FOR THE KEY/LENGTH FIELDS AND REGISTER 15.
	..11 1111			QVODRES3	"X'3F'" RESERVED BITS
3	(3)	CHARACTER	1	QVODNREC	NUMBER OF ERRORS RECORDED
4	(4)	CHARACTER	1	QVODNDET	NUMBER OF ERRORS DETECTED
5	(5)	CHARACTER	1	QVODRCOD	RETURN CODE
6	(6)	CHARACTER	16	QVODFENT(0)	FIRST ERROR ENTRY

Table 788. Structure QVODENT

Offset Dec	Offset Hex	Type	Len	Name (Dim)	Description
0	(0)	STRUCTURE	0	QVODENT	ERROR ENTRY FORMAT
0	(0)	CHARACTER	4	QVODCDAT(0)	CONSTANT DATA
0	(0)	CHARACTER	1	QVODERRC	ERROR CODE (SEE TABLE NAMED "QUEUE VERIFY ERROR CODES" IN THE COMPONENT DIAGNOSIS: SUPERVISOR CONTROL BOOK)

Table 788. Structure QVODENT (continued)

Offset Dec	Offset Hex	Type	Len	Name (Dim)	Description
1	(1)	CHARACTER	1	QVODERRX	EXTENDED ERROR CODE (SEE TABLE NAMED "QUEUE VERIFY ERROR CODES" IN THE COMPONENT DIAGNOSIS: SUPERVISOR CONTROL BOOK)
2	(2)	CHARACTER	1	QVODTYPE	ENTRY POINT ID IN IEAVEQVX
3	(3)	CHARACTER	1	QVODELEN	REPORT LENGTH FOR IEAVEQVX
4	(4)	CHARACTER	12	QVODVDAT(0)	VARIABLE DATA
4	(4)	CHARACTER	4	QVODVW1	VARIABLE DATA WORD 1
8	(8)	CHARACTER	4	QVODVW2	VARIABLE DATA WORD 2
12	(C)	CHARACTER	4	QVODVW3	VARIABLE DATA WORD 3
12	(C) X'10'		0	QVODEND	"*" END OF QVOD
12	(C) X'10'		0	QVODENSZ	"QVODEND-QVODENT" SIZE OF QVOD

Table 789. Structure QVODENTX

Offset Dec	Offset Hex	Type	Len	Name (Dim)	Description
0	(0)	STRUCTURE	0	QVODENTX	ERROR ENTRY FORMAT
0	(0)	CHARACTER	4	QVODXDAT(0)	CONSTANT DATA
0	(0)	CHARACTER	1	QVODXERR	ERROR CODE (SEE TABLE NAMED "QUEUE VERIFY ERROR CODES" IN THE COMPONENT DIAGNOSIS: SUPERVISOR CONTROL BOOK)
1	(1)	CHARACTER	1	QVODXERX	EXTENDED ERROR CODE (SEE TABLE NAMED "QUEUE VERIFY ERROR CODES" IN THE COMPONENT DIAGNOSIS: SUPERVISOR CONTROL BOOK)
2	(2)	CHARACTER	1	QVODXTYP	ENTRY POINT ID IN IEAVEQVX
3	(3)	CHARACTER	1	QVODXELN	REPORT LENGTH FOR IEAVEQVX.
4	(4)	CHARACTER	28	QVODXVD(0)	VARIABLE DATA
4	(4)	CHARACTER	4	QVODXVW1	VARIABLE DATA WORD 1
8	(8)	CHARACTER	4	QVODXVW2	VARIABLE DATA WORD 2
12	(C)	CHARACTER	4	QVODXVW3	VARIABLE DATA WORD 3
16	(10)	CHARACTER	4	QVODXR14	RESERVED ---- WORD 4
20	(14)	CHARACTER	4	QVODXVW5	VARIABLE DATA WORD 5
24	(18)	CHARACTER	4	QVODXVW6	VARIABLE DATA WORD 6
28	(1C)	CHARACTER	4	QVODXVW7	VARIABLE DATA WORD 7
28	(1C) X'20'		0	QVODXEND	"*" END OF MULTI-SPACE OUTPUT AREA
28	(1C) X'20'		0	QVODXSZ	"QVODXEND-QVODENTX" SIZE OF MULTI-SPACE OUTPUT AREA

Table 790. Cross Reference for QVOD

Name	Offset	Hex Tag
QVOD	0	
QVODCDAT	0	
QVODCMMN	0	
QVODELEN	3	
QVODEND	C	10
QVODENSZ	C	10
QVODENT	0	

Table 790. Cross Reference for QVOD (continued)

Name	Offset	Hex Tag
QVODENTX	0	
QVODERRC	0	
QVODERRX	1	
QVODFENT	6	
QVODFLGS	2	
QVODHDR	0	
QVODKEY	0	
QVODKL	0	
QVODLEN	1	
QVODNDET	4	
QVODNREC	3	
QVODOVFL	2	80
QVODRCOD	5	
QVODRES1	0	
QVODRES2	2	
QVODRES3	2	3F
QVODR15	2	
QVODR15R	2	40
QVODSIZE	1	
QVODTYPE	2	
QVODUSED	3	
QVODVDAT	4	
QVODVW1	4	
QVODVW2	8	
QVODVW3	C	
QVODXDAT	0	
QVODXELN	3	
QVODXEND	1C	20
QVODXERR	0	
QVODXERX	1	
QVODXR14	10	
QVODXSZ	1C	20
QVODXTYP	2	
QVODXVD	4	
QVODXVW1	4	
QVODXVW2	8	
QVODXVW3	C	
QVODXVW5	14	
QVODXVW6	18	



Table 790. Cross Reference for QVOD (continued)

Name	Offset	Hex Tag
QVODXVW7	1C	

## QVPL information

### QVPL heading information

<b>Common name:</b>	QUEUE VERIFICATION PARAMETER LIST
<b>Macro ID:</b>	IHAQVPL
<b>DSECT name:</b>	LCCX
<b>Owning component:</b>	Supervisor Control (SC1C5)
<b>Eye-catcher ID:</b>	None
<b>Storage attributes:</b>	Subpool: Any Key: Any Residency: Above or below 16M
<b>Size:</b>	Varies
<b>Created by:</b>	User of the service
<b>Pointed to by:</b>	A register
<b>Serialization:</b>	None
<b>Function:</b>	Parameter list for an internal service.

### QVPL mapping

Table 791. Structure QVPL

Offset Dec	Offset Hex	Type	Len	Name (Dim)	Description
0	(0)	STRUCTURE	40	QVPL	
0	(0)	CHARACTER	40	QVPLTYP3	
DOUBLE-THREADED OR ACCESS REGISTER QUALIFIED QUEUE					
0	(0)	CHARACTER	33	QVPLTYP2	
SINGLE-THREADED, HDR & TLR QUEUE					
0	(0)	CHARACTER	28	QVPLTYP1	
SINGLE-THREADED, HEADER QUEUE					
TYPE ONE QUEUE -- SINGLE THREADED, HEADER QUEUE					
0	(0)	ADDRESS	4	QVPLEVR	ADDR OF ELEMENT VERIFY RTN
4	(4)	ADDRESS	4	QVPLODA	ADDR OF OUTPUT DATA AREA
8	(8)	ADDRESS	4	QVPLWKA	ADDR OF WORK AREA FOR QUEUE VERIFY NOTE: THERE ARE CONSTANTS, QVPLWAL1-QVPLWAL6, INITIALIZED TO THE SIZE OF THE WORK AREA'S FOR ENTRY POINTS, IEAVEQV1-IEAVEQV6, RESPECTIVELY
12	(C)	ADDRESS	4	QVPLNOEL	VALUE IN HEADER WHEN NO ELTS ON QUEUE

Table 791. Structure QVPL (continued)

Offset Dec	Offset Hex	Type	Len	Name(Dim)	Description
16	(10)	ADDRESS	4	QVPLHDR	ADDRESS OF QUEUE HEADER
20	(14)	CHARACTER	4	QVPLHF	FORWARD POINTER DESCRIPTORS
20	(14)	CHARACTER	1	QVPLFLGH	HEADER FLAG FIELD
		1... ..		QVPLHD3	IF 1, HEADER= 3 BYTE FIELD IF 0, HEADER = 4 BYTES
		.1... ..		QVPLEXT	IF 1, EXTENDED QUEUE-VERIFIER PARAMETER LIST
		..11 1111		QVPLRES1	REST OF BYTE RESERVED
21	(15)	CHARACTER	1	QVPLFLGF	FORWARD PTR FLAG FIELD
		1... ..		QVPLFP3	IF 1, FWD PTR = 3 BYTE FIELD IF 0, FWD PTR = 4 BYTES
		.111 1111		QVPLRES2	REMAINDER OF BYTE RESERVED
22	(16)	SIGNED	2	QVPLFPTR	OFFSET IN BYTES OF FORWARD CHAIN POINTER
24	(18)	ADDRESS	4	QVPLLELM	VALUE IN FORWARD POINTER OF LAST ELEMENT
28	(1C)	CHARACTER	0	QVPLEND1	END OF TYPE 1 QVPL
TYPE TWO QUEUE -- SINGLE THREADED, HDR & TRLR QUEUE					
28	(1C)	ADDRESS	4	QVPLTRLR	ADDR OF QUEUE TRAILER
32	(20)	CHARACTER	1	QVPLTBE	TRLR & BKWD PTR DESCRIPTORS
32	(20)	CHARACTER	1	QVPLFLGT	TRAILER FLAG FIELD
		1... ..		QVPLTR3	IF 1, TRLR = 3 BYTE FIELD IF 0,TRLR = 4 BYTES
		.111 1111		QVPLRES3	REMAINDER OF BYTE RESERVED
33	(21)	CHARACTER	0	QVPLEND2	END OF TYPE 2 QVPL
TYPE THREE QUEUE -- DOUBLE THREADED, HDR & TRLR QUEUE					
33	(21)	CHARACTER	7	*	DEFINED IN DECLARE FOR QVPLE2

Table 792. Structure QVPLE2

Offset Dec	Offset Hex	Type	Len	Name(Dim)	Description
32	(20)	STRUCTURE	8	QVPLE2	
32	(20)	CHARACTER	4	QVPLTB	
32	(20)	CHARACTER	1	*	
33	(21)	CHARACTER	1	QVPLFLGB	BACKWARD PTR FLAG FIELD
		1... ..		QVPLBP3	IF 1,BKWD PTR=3 BYTE FIELD IF 0,BKWD PTR= 4 BYTES
		.111 1111		QVPLRES4	REMAINDER OF BYTE RESERVED
34	(22)	SIGNED	2	QVPLBPTR	OFFSET IN BYTES OF BACKWARD CHAIN POINTER
36	(24)	ADDRESS	4	QVPLFELM	VALUE IN BACKWARD CHAIN OF FIRST ELEMENT
40	(28)	CHARACTER	0	QVPLEND	END OF TYPE 3 QVPL

Table 793. Constants for QVPL

Len	Type	Value	Name	Description
4	DECIMAL	40	QVPLWAL1	COMPILE TIME VARIABLE EQUAL TO WORK AREA SIZE FOR ENTRY IEAVEQV1

Table 793. Constants for QVPL (continued)

Len	Type	Value	Name	Description
4	DECIMAL	40	QVPLWAL2	COMPILE TIME VARIABLE EQUAL TO WORK AREA SIZE FOR ENTRY IEAVEQV2
4	DECIMAL	40	QVPLWAL3	COMPILE TIME VARIABLE EQUAL TO WORK AREA SIZE FOR ENTRY IEAVEQV3
4	DECIMAL	160	QVPLWAL4	COMPILE TIME VARIABLE EQUAL TO WORK AREA SIZE FOR ENTRY IEAVEQV4
4	DECIMAL	160	QVPLWAL5	COMPILE TIME VARIABLE EQUAL TO WORK AREA SIZE FOR ENTRY IEAVEQV5
4	DECIMAL	160	QVPLWAL6	COMPILE TIME VARIABLE EQUAL TO WORK AREA SIZE FOR ENTRY IEAVEQV6
4	DECIMAL	160	QVPLMWKA	MAX WORK AREA SIZE
4	DECIMAL	40	QVPLMPL	MAX PLIST SIZE WITHOUT A QVPLX BEING NEEDED. SEE IHAQVPLX FOR CONSTANT IF QVPLX IS REQUIRED NOTE: NOT NEEDED BUT LEFT FOR COMPATIBILITY

Table 794. Cross Reference for QVPL

Name	Offset	Hex Tag
QVPL	0	
QVPLBPTR	22	
QVPLBP3	21	80
QVPLEND	28	
QVPLEND1	1C	
QVPLEND2	21	
QVPLEVR	0	
QVPLEXT	14	40
QVPLE2	20	
QVPLFELM	24	
QVPLFLGB	21	
QVPLFLGF	15	
QVPLFLGH	14	
QVPLFLGT	20	
QVPLFPTR	16	
QVPLFP3	15	80
QVPLHDR	10	
QVPLHD3	14	80
QVPLHF	14	
QVPLLELM	18	
QVPLNOEL	C	
QVPLODA	4	
QVPLRES1	14	3F
QVPLRES2	15	7F
QVPLRES3	20	7F
QVPLRES4	21	7F

Table 794. Cross Reference for QVPL (continued)

Name	Offset	Hex Tag
QVPLTB	20	
QVPLTBE	20	
QVPLTRLR	1C	
QVPLTR3	20	80
QVPLTYP1	0	
QVPLTYP2	0	
QVPLTYP3	0	
QVPLWKA	8	

## QWA information

### QWA heading information

<b>Common name:</b>	QUEUE WORK AREA
<b>Macro ID:</b>	ISGQWA
<b>DSECT name:</b>	QWA
<b>Owning component:</b>	Global Resource Serialization (SCSDS)
<b>Eye-catcher ID:</b>	Local QWA - LQWA Global QWA - GQWA Private QWA - PQWA (used for PC Entered Enq/Deq/Res) Space QWA - SQWA (used by LNQDQ to reduce CMSEQDQ contention when possible) Offset: 0 Length: 4
<b>Storage attributes:</b>	Subpool: 245 Key: 0 Residency: Below 16M line
<b>Size:</b>	1200 BYTES
<b>Created by:</b>	THE LOCAL/GLOBAL QWA-S HAVE BEEN DEFINED BY THE GRS RIM, ISGNCBIM. Private QWAs (PQWA) ARE CREATED BY ISGGPC WHEN processing a PC ENQ/DEQ/RES request.
<b>Pointed to by:</b>	LOCAL QWA - GVTLQWA GLOBAL QWA - GVTGQWA Private QWA - pointed to out of ISGGPC dynamic area only.
<b>Serialization:</b>	LOCAL QWA - CMS ENQ/DEQ CLASS LOCK. GLOBAL QWA - GRS LOCAL LOCK. SVRB QWA - REQUESTOR'S LOCAL LOCK. Private QWA- Instance of ISGGPC

**Function:**

USED AS A COMMON WORK AREA FOR THE ENQ/DEQ/RESERVE PROCESSING ROUTINES.

NOTE THAT THE QWA MAY BE MAPPED TO THE FOLLOWING STORAGE AREAS.

1. LOCAL QWA - USED WHEN PROCESSING A LOCAL RESOURCE.
2. GLOBAL QWA - USED WHEN PROCESSING A GLOBAL RESOURCE.
3. SVRB QWA - USED DURING COMPLETION PROCESSING. THIS AREA MAPS TO THE RB EXTENDED SAVEAREA.
4. PRIVATE QWA - USED WHEN PROCESSING A PC ENQ ENQ/DEQ/RES request. ISGGPC gets ONE OF THESE PER-REQUEST AS IT IS NOT HOLDING THE REQUIRED LOCKS NEEDED FOR THE LQWA/GQWA.

**QWA mapping**

Table 795. Structure QWA

Offset Dec	Offset Hex	Type	Len	Name (Dim)	Description
0	(0)	STRUCTURE	1200	QWA	QUEUE WORK AREA
0	(0)	ADDRESS	4	QWANCELL	pointer to next Qwa when being obtained or freed
0	(0)	CHARACTER	4	QWAID	CONTROL BLOCK IDENTIFIER
4	(4)	CHARACTER	48	QWABASIC	QWA BASIC SECTION - THIS IS THE ONLY SECTION THAT CAN MAP TO THE RB EXTENDED SAVEAREA OR THE RMPL WORK AREA
4	(4)	ADDRESS	4	QWAPELA	INPUT PEL ADDRESS
8	(8)	UNSIGNED	1	QWAKEY	REQUESTOR-S KEY
	1111 ....			QWAKEYNB	QWA KEY NIBBLE
	.... 1111			*	RESERVED
9	(9)	UNSIGNED	1	QWARETRY	ID FOR RETRY ADDRESS
10	(A)	CHARACTER	2	QWARSVD3	RESERVED
12	(C)	ADDRESS	4	QWAPT1	PT OPERAND 1
16	(10)	ADDRESS	4	QWAPT2	PT OPERAND 2
20	(14)	CHARACTER	28	QWARSA	REQUEST SAVE AREA - THIS AREA IS MOVED TO THE QWBHRSR WHEN A GLOBAL RESOURCE IS REQUESTED
20	(14)	ADDRESS	4	QWAMRBQ	POINTER TO FIRST MESSAGE IN MRB QUEUE
24	(18)	UNSIGNED	1	QWAERR	FIRST DIGIT OF ABEND CODE
25	(19)	BITSTRING	1	QWAMFGS	MISC FLAG BITS
	1... ....			QWAFFDM	FAST-DEQ-MARK-FLAG. IF 1, BEING PERFORMED ON BEHALF OF A TASK WHICH RECEIVES A RETCODE OF OF ZERO WHEN IT ISSUED A DEQ. THE DEQ WAS HANDLED BY FAST-DEQ.
	.1... ....			QWAFDQS	FAST-DEQ-QWB-SEEN FLAG. WHEN 1, THIS FAST DEQ REQUEST-S QWB HAS BEEN SEEN BY ISGGRP00 AND CAN BE FREED BY ISGGNQDQ BACK-END OR HAS BEEN SEEN BY ISGGNQDQ BACK-END AND CAN BE FREED BY ISGGRP00
	..1. ....			*	WARNING QwbQxb0G maps here so do not use
	...1 11..			*	RESERVED

Table 795. Structure QWA (continued)

Offset Dec	Offset Hex	Type	Len	Name(Dim)	Description
		.... ..1.		QWALISTREQ	List request.
		.... ...1		QWAPCENQ	ENQ/DEQ..LINKAGE=SYSTEM request or ISGENQ request. Not an SVC entered ENQ/DEQ/.. request. This is set via an ISGGPC path.@PFC
26	(1A)	UNSIGNED	2	QWAPFLGS	SAVED PEL FLAGS
26	(1A)	UNSIGNED	1	QWAPLAST	SAVED PELLAST FLAG BYTE
		1... ....		QWAEOL	PELEOL
		.1.. ....		QWAINOR	PELIGNOR
		..1. ....		QWARES1	PELRES1
		...1 ....		QWASHR	PELSHR
		.... 1...		QWASAVE	PELSAVE
		.... .1..		QWAGEN1	PELGEN1
		.... ..1.		QWAGEN2	PELGEN2
		.... ...1		QWATCBF	PELTCBF
27	(1B)	UNSIGNED	1	QWAPFLAG	SAVED PELFLAG FLAG BYTE
		1... ....		QWASHARE	PELSHARE
		.1.. ....		QWASCPE1	PELSCPE1
		..1. ....		QWASYSMC	PELSYSMC
		...1 ....		QWASTPMC	PELSTPMC
		.... 1...		QWASCPE2	PELSCPE2
		.... .1..		QWARET1	PELRET1
		.... ..1.		QWARET2	PELRET2
		.... ...1		QWARET3	PELRET3
28	(1C)	BITSTRING	1	QWAFLAG1	QWA PROCESS FLAGS
<p>THE FOLLOWING FLAGS ARE INITIALIZED IN THE QWA BY THE ENQ/DEQ/RESERVE MAINLINE ROUTINE. WHEN A GLOBAL RESOURCE REQUEST IS PROCESSED BY THE GRP, THE DATA IS MOVED TO THE QWB HEADER (QWBHFLG1). WHEN THE ENQ/DEQ/RESERVE SVRB IS POST'D, THE INFORMATION IS MOVED BACK TO THE QWA. THEREFORE THE BIT DEFINITIONS OF QWBHFLG1 MUST MATCH THE BIT DEFINITION OF QWAFLAG1.</p>					
		1... ....		QWASTLC	STEAL PROCESSING IS NOW COMPLETE, I.E., STEAL QWB(S) HAVE BEEN PLACED ON THE REQUEST QUEUE IF NECESSARY
		.1.. ....		QWASMC	INDICATES SET SMC STATUS (on ENQ request only)
		.1.. ....		QWARMC	INDICATES RESET SMC STATUS (on DEQ or purge request only)
		..1. ....		QWAMTDQ	MASID-target DEQ. A QEL was DEQ-ed while it is the target of another QEL that has a non-zero QELMASID.
		...1 ....		QWASPOST	INDICATES SPOST IS NECESSARY
		.... 1...		QWAIINT	INDICATES AN INTERNALLY GENERATED REQUEST
		.... .1..		QWALNGWT	A LONG-WAIT IS NECESSARY
		.... ..1.		QWAINGRS	Primary=GRS (space-switching PC to GRS has occurred)
		.... ...1		QWAPURG	INDICATE ISGGDEQP HAS PURGED THE QWB THAT WAS MAPPED TO THIS QWA
29	(1D)	BITSTRING	1	QWAFLAG2	QWA STATUS FLAGS

Table 795. Structure QWA (continued)

Offset Dec	Offset Hex	Type	Len	Name(Dim)	Description
THE FOLLOWING FLAGS ARE INITIALIZED IN THE QWA BY THE ENQ/DEQ/RESERVE MAINLINE ROUTINE. WHEN A GLOBAL RESOURCE IS REQUESTED, MAINLINE FRONT-END PROCESSING WILL MOVE THIS FLAG BYTE TO QWBHFLG2. THEREFORE THE BIT DEFINITIONS OF QWAFLAG2 MUST MATCH THE BIT DEFINITIONS OF QWBHFLG2.					
		1... ....		QWAMIXR	MIXED RESOURCE REQUEST
		.1.. ....		QWATCBFA	REQUESTING TASK WAS ABENDING WHEN THE REQUEST WAS RECEIVED
		..1. ....		QWAAUTH	REQUESTOR IS AUTHORIZED
		...1 ....		QWAGLBL	GLOBAL RESOURCES DEFINED IN THE QWB
		.... 1...		QWAECBF	ECB= SPECIFIED
		.... .1..		QWASVC56	ON, denotes an ENQ/RESERVE/ISGENQ OBTAIN request. OFF, denotes DEQ/ISGENQ RELEASE request. The SVC in name is misleading. It could be an ENQ/RESERVE with LINKAGE= SYSTEM (QWAPCENQ would be ON) or an ISGENQ OBTAIN request (QWASISGENQ and QWAPCENQ would be on)
		.... ..1.		QWAABDMC	THE TASK OR ADDRESS SPACE HAS TERMINATED WHILE IN MUST COMPLETE
		.... ...1		QWASYNCC	SYNCHRONIZATION COMPLETE
30	(1E)	UNSIGNED	2	QWAGRES	FOR ENQ REQUESTS, THE NUMBER OF GLOBAL RESOURCES FOR WHICH NO QEL WAS PUT IN QUEUE. FOR DEQ REQUESTS, THE NUMBER OF GLOBAL RESOURCES FOR WHICH A QEL WAS REMOVED FROM QUEUE
32	(20)	ADDRESS	4	QWAECCA	ECB ADDRESS - THIS FIELD IS REPLACED BY QWAQWBA WHEN THE QWABASIC SECTION MAPS TO THE SVRB EXTENDED SAVEAREA.
32	(20)	ADDRESS	4	QWAQWBA	DUAL USE FIELD. THIS FIELD WILL ONLY EXIST IN THE SVRB QWA WHEN AN ENQ/DEQ REQUESTOR IS SUSPENDED. IF A LOCAL RESOURCE IS BEING PROCESSED, THIS FIELD CONTAINS ZEROES. IF A GLOBAL RESOURCE IS BEING PROCESSED THIS FIELD CONTAINS THE ADDRESS OF THE FIRST QWB DEFINING THE REQUEST. THIS ENSURES THE QWB ADDRESS IS MADE AVAILABLE TO THE MAINLINE ESTAE ROUTINE SHOULD AN ERROR OCCUR OVER THE GLOBAL SUSPENSION.
36	(24)	ADDRESS	4	QWATCBA	REQUESTOR-S (OR DIRECTED) TCB ADDRESS
40	(28)	ADDRESS	4	QWASVRBA	SVRB ADDRESS FOR THIS REQUEST
44	(2C)	ADDRESS	4	QWAQXB	ADDRESS OF QXB
END OF RSA SECTION					
48	(30)	BITSTRING	1	QWAFLAG3	REQUEST PROCESSING FLAGS - THESE FLAGS ARE NOT TRANSPOSED TO THE QWB.
		1... ....		QWACMS	CMS LOCK HELD
		.1.. ....		QWAFRR	FRR ESTABLISHED
		..1. ....		QWAREQLL	REQUESTOR-S LOCAL LOCK
		...1 ....		QWAGRSLL	GRS LOCAL LOCK
		.... 1...		QWA3ERSQ	EARLY-RESERVE-QUEUE FLAG. IF 1, THE ENQ/DEQ REQUEST HAS A GLOBAL RESOURCE WITH THE SAME NAME AS AN EARLY-RESERVE LOCAL RESOURCE. EVERY QWB OF THE REQUEST MUST BE PLACED ON THE EARLY-RESERVE QUEUE.

Table 795. Structure QWA (continued)

Offset Dec	Offset Hex	Type	Len	Name(Dim)	Description
		.... .1..		QWARQDMG	REQUEST DAMAGED FLAG. IF 1, THE QWB FOR THIS REQUEST WAS DAMAGED SINCE THE QWBHSYID FIELD DID NOT CONTAIN A VALID SYSID. IF THE REQUEST REPRESENTS AN ENQ, THE ENQ PROCESSING ROUTINE WILL SET THE QCBNOENQ FLAG IN EACH REQUESTED QCB AND WILL ADD A QEL TO THE QCB CHAIN.
		.... ..1.		*	Reserved. Not used
		.... ...1		QWALSTRQ	LIST REQUEST - IF 1, REQUEST WAS PART OF A MULTIPLE RESOURCE REQUEST FROM THIS SYSTEM
49	(31)	BITSTRING	1	QWAFLAG4	REQUEST PROCESSING FLAGS - THESE FLAGS ARE NOT TRANSPOSED TO THE QWB.
		1... ....		QWABADML	BAD MINOR LENGTH SPECIFIED
		.1.. ....		QWADMGE	TRIGGERS Q-DAMAGE MESSAGE
		..1. ....		QAWAITN	WAITING QEL FOUND (NOT ECB)
		...1 ....		QWA1DEQ	AT LEAST 1 QEL DEQUEUED
		.... 1...		QWASIGENQ	ISGENQ request. Set on ISGGPC path. QWAPCENQ will also be on. Note that QWASVC56 denotes if it is an obtain/release
		.... .1..		QAWAIT	WAIT WITHIN ENQ/DEQ
		.... ..1.		QWAMVCP	ISSUE MVCP - EITHER USER IS NOT AUTHORIZED OR THE INPUT PEL COULD NOT BE CONTAINED IN THE SQA QWB
		.... ...1		QWANOENQ	TURN OFF ALL ENQ-S
50	(32)	BITSTRING	1	QWAFLAG5	REQUEST PROCESSING FLAGS - THESE FLAGS ARE NOT TRANSPOSED TO THE QWB
		1... ....		QWAGLBLQ	THE GLOBAL ASCB QEL QUEUE IS BEING SEARCHED
		.1.. ....		QWARMFP	RMF HAS BEEN CALLED
		..1. ....		QWAHOLD	ISSUE ENQHOLD SYSEVENT
		...1 ....		QWAQXB0	QXB OBTAINED
		.... 1...		QWACSYID	REQUEST WAS INITIATED FROM THE CURRENT SYSTEM
		.... .1..		QWAPHLDR	QSCAN PLACE-HOLDER QCB IS BEING PURGED.
		.... ..1.		QWAMOD24	REQUEST WAS INITIATED IN 24-BIT AMODE
		.... ...1		QWAGBLRS	TASK OWNS GLOBAL RESOURCES
51	(33)	BITSTRING	1	QWAFLAG6	QWA STATUS FLAGS
		1... ....		QWAR15SW	NON-ZERO RETURN CODE PRESENT
		.1.. ....		QWA6ECBZ	ECB-ZERO FLAG. ECB-OPERAND WAS SPECIFIED, WITH ECB-ADDRESS OF ZERO. SET FLAG QELECBZ.
		..1. ....		QWA6GERT	Global ENQ RET=TEST PELs exist for this request
		...1 ....		QWACALLGERTS	Indicates whether ISGGLUPC should call ISGGERTS.
		.... 1...		QWAGLOBALSQUEUED	Indicates that ISGGLU has or is about to place the global Qwb onto GvtReqQ
		.... .1..		QWARNLSCHANGED	Indicates that ISGGLU detected that the RNLs had changed across the window where lock were dropped and the request thus needs to be redriven and the queued1 exit notified
		.... ..1.		QWAQXB0G	Qxb obtained by a GRP



Table 795. Structure QWA (continued)

Offset Dec	Offset Hex	Type	Len	Name(Dim)	Description
		.... ...1		QWAPRNEEDED	ISGGQWBI did a stacking PC or a BAKR, so XENDUP in ISGGNQDQ needs to do the PR to unstack
52	(34)	CHARACTER	0	QWAEND1	END BASIC SECTION
NOTE THAT THE FOLLOWING FIELDS ARE NOT INCLUDED IN THE SVRB QWA					
52	(34)	CHARACTER	140	QWARDA	QWA REQUEST DATA AREA
52	(34)	CHARACTER	16	QWARSA2	QWA REQUEST DATA AREA
52	(34)	CHARACTER	8	QWAJOBNM	JOBNAME/USERID OF REQUESTOR
60	(3C)	UNSIGNED	4	QWAORIGN	ORIGIN OF REQUESTOR
60	(3C)	UNSIGNED	2	QWASYSID	SYSID OF REQUESTOR
62	(3E)	UNSIGNED	2	QWAASID	ASID OF REQUESTOR
64	(40)	ADDRESS	4	QWAASCB	IF ENQ/DEQ/RESERVE, ADDRESS OF REQUESTOR-S ASCB. NOTE THAT IF THE HIGH-ORDER BIT IS SET, AN ISGQSCAN INFORMATION ROUTINE EXISTS FOR THE ADDRESS SPACE. IF A PURGE REQUEST, ADDRESS OF TARGET ASCB
END OF RSA2 SECTION					
68	(44)	SIGNED	4	QWALOCLR	COUNT OF LOCAL RESOURCES REQUESTED
72	(48)	SIGNED	4	QWAGLBLR	COUNT OF GLOBAL RESOURCES REQUESTED
76	(4C)	SIGNED	4	QWAQWBS	COUNT OF QWB-S REQUIRED TO CONTAIN A GLOBAL RESOURCE REQUEST.
80	(50)	SIGNED	4	QWAFREEC	COUNT OF QCB/QEL/QXB-S TO BE FREED
84	(54)	SIGNED	4	QWACPELR	COUNT OF PEL ENTRIES REMAINING TO BE MOVED TO THE PRIVATE AREA QWB(S)
88	(58)	SIGNED	4	QWAPRMSZ	TOTAL SIZE OF INPUT PEL
92	(5C)	SIGNED	4	QWANMESZ	TOTAL SIZE OF QNAME/RNAME-S IN PEL
96	(60)	UNSIGNED	2	QWAQWBSZ	AVAILABLE BYTES IN A PRIVATE AREA QWB
98	(62)	UNSIGNED	2	QWACSYS	CURRENT SYSID (0 FOR A LOCAL RESOURCE REQUEST)
100	(64)	ADDRESS	4	QWAQWBHS	ADDRESS OF THE QWB HEADER AND SMPL. IF A LOCAL RESOURCE IS BEING PROCESSED, CONTAINS THE ADDRESS OF THE SQA QWB. IF A GLOBAL RESOURCE IS BEING PROCESSED, CONTAINS THE ADDRESS OF A PRIVATE AREA QWB.
104	(68)	ADDRESS	4	QWAQWBF	ADDRESS OF FIRST QWB ON THE REQUEST HOLD QUEUE
108	(6C)	ADDRESS	4	QWAQWBL	ADDRESS OF LAST QWB ON THE REQUEST HOLD QUEUE
112	(70)	ADDRESS	4	QWAFQEL	ADDRESS OF FIRST INITIALIZED QEL FOR THE CURRENT REQUEST
116	(74)	ADDRESS	4	QWACOQWB	CURRENT OUTPUT QWB ADDRESS, I.E., THE PRIVATE AREA QWB(S) TO CONTAIN THE GLOBAL RESOURCE(S)
120	(78)	ADDRESS	4	QWACIQWB	CURRENT INPUT QWB ADDRESS, I.E., THE SQA QWB OR SQA QWB EXTENSION
124	(7C)	ADDRESS	4	QWANSLOT	NEXT QWB SLOT
128	(80)	ADDRESS	4	QWAHASH	HASH TABLE SLOT OF INPUT RESOURCE NAME
132	(84)	ADDRESS	4	QWAFQWB	ADDRESS OF FIRST QWB DEFINING THE GLOBAL REQUEST.
136	(88)	ADDRESS	4	QWAPPELE	PREVIOUS PEL ENTRY

Table 795. Structure QWA (continued)

Offset Dec	Offset Hex	Type	Len	Name (Dim)	Description
140	(8C)	ADDRESS	4	QWAGSA	ADDRESS OF LOCAL OR GLOBAL GSA
144	(90)	CHARACTER	20	QWADPL	DEQ PURGE LIST
164	(A4)	ADDRESS	4	QWACNFY@	Address of contention notification parameter list
168	(A8)	ADDRESS	4	QWANQAR@	Pointer to copy of QWA, SQA QWB, ISGGRX dynamic area, in the user address space
172	(AC)	BITSTRING	2	QWAEXITS	Exit processing indicators
172	(AC)	BITSTRING	1	QWAEXITSTATUS	
		1... ....		QWAEXITSTATUSKNOWN	When set, exits have been checked
		.1.. ....		QWANEEDTOCALLQ1EXIT	When set, the batch exit was or is about to be called and thus recovery will need to call the queued1 exit in the event of a failure between the batch exit and queued1 exit calls.
		..1. ....		QWAMUSTCALLBATCHCND	When set, the PreBatch exit, called in ISGLNQDQ, detected a request to call the BatchCnd exit. Don't recall the PreBatch exit and do call the BatchCnd exit during normal ENQ/DEQ processing
		...1 ....		QWACALLCLEANUP	When set, the PreBatch exit indicated not to call BatchCnd therefore NQAR must be deleted
173	(AD)	BITSTRING	1	QWALIVEEXITS	indicates which exits, if any, exist
		1... ....		QWANXNQ	When set, there is an ISGNQXIT exit routine
		.1.. ....		QWANXBX	When set, there is an ISGNQXITBATCH exit routine
		..1. ....		QWANXQ1X	When set, there is an ISGNQXITQUEUED1 exit routine
		...1 ....		QWANXFQ	When set, there is an ISGNQXITFAST exit routine
		.... 1...		QWANXLQD	When set, there is an ISGENDOFLQCB exit routine
		.... .1..		QWANXPB	When set, there is an ISGNQXITPREBATCH exit routine
		.... ..1.		QWANXCB	When set, there is an ISGNQXITBATCHCND exit routine
174	(AE)	UNSIGNED	2	QWAABENDCD	Abend Code presented to exit
176	(B0)	ADDRESS	4	QWAGVTAD	ADDRESS OF GVT
180	(B4)	CHARACTER	12	QWAPLISTS	
180	(B4)	CHARACTER	12	QWARSVSP	ISGGRSVS Parm List
180	(B4)	ADDRESS	4	QWAQWB@	Pointer to QWB
184	(B8)	ADDRESS	4	QWAQEL@	Pointer to QEL
188	(BC)	ADDRESS	4	QWAPEL@	Pointer to PEL
192	(C0)	CHARACTER	0	QWAEND2	END OF AREA CLEARED
192	(C0)	SIGNED	4	QWAWORK1	GENERAL PURPOSE WORKAREA

Table 795. Structure QWA (continued)

Offset Dec	Offset Hex	Type	Len	Name (Dim)	Description
<p>SAVEAREAS FOLLOW. NOTE THE FOLLOWING PROTOCOL FOR USE OF THESE SAVEAREAS. SAVEAREAS 1-3 CAN BE USED BY ANY ROUTINE WITH CORRECT SERIALIZATION BUT CANNOT BE USED BETWEEN MODULES. (ISGGNQDQ, ISGGQWBC, AND ISGGPGRP ARE COUNTED AS ONE MODULE IN APPLYING THIS RULE.)</p> <p>ISGGNQDQ PLACES THE ADDRESS OF QWASAVE1 IN REGISTER 13 BEFORE CALLING ISGGQWBC OR ISGGPGRP. THESE MODULES MUST NOT USE QWASAVE1.</p> <p>SAVEAREA 4 IS USED BY ISGGRP00 TO INTERFACE WITH ISGGNQDQ AND ISGGDEQP, AND BY ISGGNQDQ TO CALL ISGGQWBI.</p> <p>(NOTE: THE SAVEAREA IS USED FOR ISGGQWBI IN THE FRONT-END OF ISGGNQDQ, AND IS USED BY ISGGRP00 IN THE BACK-END PROCESSING DONE BY ISGGNQDQ.)</p> <p>SAVEAREA 5 IS USED BY ISGGDEQP TO INTERFACE WITH ISGGNQDQ AND BY ISGGQWBI IN CALLING EXTERNAL ROUTINES. (ISGGDEQP PLACES THE ADDRESS OF QWASAVE5 IN REGISTER 13 BEFORE CALLING ENTRY-POINT ISGGD000 OF ISGGNQDQ. ISGGQWBI IS NOT CALLED ON THIS PATH, WHICH IS BACK-END PROCESSING.)</p> <p>Note: The above comments may not be correct anymore. They don't seem to have been updated since before GRSSTAR</p>					
196	(C4)	CHARACTER	72	QWASAVE1	SAVEAREA 1 - LEVEL 1 S.A.
268	(10C)	CHARACTER	144	QWASAVE2_3	This field is used by ISGGRSV to save 64-bit regs
268	(10C)	CHARACTER	72	QWASAVE2	SAVEAREA 2 - LEVEL 2 S.A.
340	(154)	CHARACTER	72	QWASAVE3	SAVEAREA 3 - LEVEL 3 S.A.
412	(19C)	CHARACTER	72	QWASAVE4	SAVEAREA 4 - FOR GRP00
484	(1E4)	CHARACTER	72	QWASAVE5	SAVEAREA 5 - USED ONLY BY ISGGDEQP AND ISGGQWBI
556	(22C)	ADDRESS	4	QWAS1R14	REG 14 SUBROUTINE SAVEAREA 1
560	(230)	ADDRESS	4	QWAS2R14	REG 14 SUBROUTINE SAVEAREA 2
564	(234)	ADDRESS	4	QWAS3R14	REG 14 SUBROUTINE SAVEAREA 3
568	(238)	ADDRESS	4	QWAS4R14	REG 14 SUBROUTINE SAVEAREA 4
572	(23C)	ADDRESS	4	QWAE1R13	REG 13 ENTRY POINT SAVEAREA 1
576	(240)	ADDRESS	4	QWAGRP13	SAVEAREA TO CONTAIN THE SAVEAREA ADDRESS PROVIDED BY THE ATTACH OF GRP.
580	(244)	CHARACTER	52	QWATMRM	ENQ/DEQ TERMINATION RESOURCE MANAGER WORK AREA.
580	(244)	CHARACTER	8	QWASTPNM	STEPNAME OF TERMINATING TASK
588	(24C)	BITSTRING	1	QWARMFLG	RESOURCE MANAGER FLAGS
		1... ..		QWAJSTEP	WHEN 1, JOBSTEP IS TERMINATING
		.1.. ..		QWARMRV7	RESERVED
		..1. ....		QWARMRV6	RESERVED
		...1 ....		QWARMRV5	RESERVED
		.... 1...		QWARMRV4	RESERVED
		.... .1..		QWARMRV3	RESERVED
		.... ..1.		QWARMRV2	RESERVED
		.... ...1		QWARMRV1	RESERVED
589	(24D)	CHARACTER	3	QWARMR01	RESERVED
592	(250)	CHARACTER	4	QWACCODE	COMPLETION CODE
592	(250)	BITSTRING	3	QWACOMPC	SYSTEM COMPLETION CODE IS FIRST 12 BITS. USER COMPLETION CODE IS LAST 12 BITS.
595	(253)	BITSTRING	1	QWACCRV1	RESERVED
596	(254)	ADDRESS	4	QWARB	CURRENT RB

Table 795. Structure QWA (continued)

Offset Dec	Offset Hex	Type	Len	Name(Dim)	Description
600	(258)	CHARACTER	32	QWARUBTM	REGISTER UPDATE BLOCK FOR ISGGTRM1 RECOVERY
632	(278)	CHARACTER	64	*	Reserved not used
696	(2B8)	CHARACTER	12	QWAPGROA	OUTPUT AREA PRODUCED BY ISGGPGRP.
696	(2B8)	BITSTRING	1	QWAFLAG7	FIRST FLAG-BYTE FROM ISGGPGRP.
		1... ..		QWA7OWNR	REQUESTOR OWNS RESOURCE, OR REQUESTOR IS NOT ON QEL-CHAIN BUT WILL OWN RESOURCE WHEN ITS QEL IS ADDED TO THE QEL-CHAIN.
		.1... ..		QWA7AURC	ADJUST-UCB-RESERVE-COUNT. IF 1, THE CALLER SHOULD INCREASE THE UCB-RESERVE COUNT (ENQ/RESERVE) OR REDUCE THE COUNT (DEQ). (THIS ADJUSTMENT SHOULD BE DONE ONLY IF THE CALLER FINDS THAT THE RESERVE-CONVERSION RNLE DOES NOT SUPPRESS THE RESERVE) VALID ONLY IN ORIGINATING SYSTEM.
		..1. ....		QWA7CHGA	EXCLUSIVE-CONTROL ALLOWED. IF ENQ RET=CHNG: THE MATCH-QEL IS THE ONLY QEL THAT OWNS THE RESOURCE. IF MASID-ENQ: EXCLUSIVE-CONTROL IS ALLOWED IMMEDIATELY. IF MASID-ENQ CASE: VALID ONLY IN ORIGINATING SYSTEM.
		...1 ....		QWA7HOLD	ISSUE SYSEVENT-HOLD(S).
		.... 1...		QWA7POST	POST A QEL OR QELS.
		.... .1..		QWA7RLSE	ISSUE SYSEVENT-RLSE(S).
		.... ..1.		QWA7COEX	COEXISTENCE RETURN-CODE FLAG. IF 1, THIS SYSTEM COULD NOT HONOR AN EXCLUSIVE ENQ WITH MASID OPERAND BECAUSE THE RESOURCE IS SHARED. VALID ONLY IN ORIGINATING SYSTEM.
		.... ...1		QWA7ABMR	MASID-RESTRICTION VIOLATED. ENQ WITH MASID VIOLATES A RESTRICTION, OR DEQ RELEASES A RESOURCE USED AS A MASID-TARGET. VALID ONLY IN ORIGINATING SYSTEM.
697	(2B9)	BITSTRING	1	QWAFLAG8	SECOND FLAG-BYTE FROM ISGGPGRP.
		1... ..		QWA8EXSH	EXC/SHR. 1 MEANS RC=8 ENQ SHOULD REPORT SHR CONTROL. VALID ONLY IN ORIGINATING SYSTEM.
		.1... ..		QWA8DCVT	Delayed convert request being POSTed. Indicates that the QEL pointed to by QWAPSTAD is a MASID convert-to-exclusive request that can now be given access to the resource without actually owning it.
		..1. ....		QWA8CNST	Start of contention
		...1 ....		QWA8CNCH	Change in contention
		.... 1...		QWA8CNEN	End of contention
		.... .1..		QWA8RSV3	RESERVED
		.... ..1.		QWA8RSV2	RESERVED
		.... ...1		QWA8RSV1	RESERVED
698	(2BA)	SIGNED	2	QWAGPMAS	MASID-VALUE TO BE PLACED IN NEW QEL (IF ANY).
700	(2BC)	ADDRESS	4	QWAMQLAD	ADDRESS OF MATCH-QEL.
704	(2C0)	ADDRESS	4	QWADSTAD	DEFERRED-STEAL ADDRESS. ADDRESS OF A QEL THAT CAN NOW BE STOLEN WHEN A MASIDQEL IS DEQ-ED. VALID ONLY IN ORIGINATING SYSTEM.
708	(2C4)	UNSIGNED	1	QWAPGRFN	ISGGPGRP FUNCTION-CODE

Table 795. Structure QWA (continued)

Offset Dec	Offset Hex	Type	Len	Name (Dim)	Description
709	(2C5)	CHARACTER	1	QWARSVD5	RESERVED
710	(2C6)	SIGNED	2	QWAFMTVL	VALUE OF FORMAT-BYTE THAT PRECEDES FIRST PEL, OR ZERO
712	(2C8)	SIGNED	4	QWASEHCT	COUNT OF SYSEVENT-HOLDS TO BE ISSUED.
716	(2CC)	SIGNED	4	QWAPSTCT	COUNT OF POSTS TO BE ISSUED.
720	(2D0)	SIGNED	4	QWASERCT	COUNT OF SYSEVENT-RLSES TO BE ISSUED.
724	(2D4)	ADDRESS	4	QWASEHAD	ADDRESS OF FIRST QEL TO BE TARGET OF SYSEVENT-HOLD.
728	(2D8)	ADDRESS	4	QWAPSTAD	ADDRESS OF FIRST QEL TO BE TARGET OF POST.
732	(2DC)	ADDRESS	4	QWASERAD	ADDRESS OF FIRST QEL TO BE TARGET OF SYSEVENT-RLSE.
736	(2E0)	CHARACTER	32	QWACLR2B	BEGINNING OF SECOND QWA SECTION THAT IS CLEARED AT BEGINNING OF ENQ OR DEQ REQUEST
736	(2E0)	CHARACTER	24	QWANWPEL	BEGINNING OF PARAMETERS FROM NEW-FORMAT PEL-PREFIX. THIS FIELD IS SENT TO OTHER SYSTEMS IN FIELDS QWBXRSA3 AND QWBXR3LN OF MAPPING MACRO ISGQWB.
736	(2E0)	ADDRESS	4	QWANPTCB	TCB-ADDRESS OR ZERO.
740	(2E4)	ADDRESS	4	QWANPECB	ECB-ADDRESS OR ZERO.
744	(2E8)	ADDRESS	4	QWANPMAS	MASID-OPERAND OR ZERO.
748	(2EC)	ADDRESS	4	QWANPMTC	MTCB-OPERAND OR ZERO.
752	(2F0)	CHARACTER	8	QWARSVC4	RESERVED.
760	(2F8)	CHARACTER	0	QWANPEND	END OF PARAMETERS.
760	(2F8)	BITSTRING	1	QWAFLAG9	FLAG-BYTE
		1... ....		QWA9CNPP	COPY NEW-FORMAT PEL-PREFIX FLAG. USED BY ISGGQWBI.
		.1.. ....		QWA9DSTL	DEFERRED-STEAL NEEDED. USED BY XDEQQEL SUBROUTINE OF ISGGNQDQ.
		..1. ....		QWA9RSV6	RESERVED
		...1 ....		QWA9RSV5	RESERVED
		.... 1...		QWA9RSV4	RESERVED
		.... .1..		QWA9RSV3	RESERVED
		.... ..1.		QWA9RSV2	RESERVED
		.... ...1		QWA9RSV1	RESERVED
761	(2F9)	CHARACTER	7	QWARSVD6	RESERVED
768	(300)	ADDRESS	4	QWAFRRPARMAREA@	Address of FRRPaim area used by ISGLNQDQ to give ISGGFRR0 information such as MODID, and the address of the QWA being used.
772	(304)	ADDRESS	4	QWAQSQHTENT	Address of ASID hash table for the home address space. Only set STEP requests
776	(308)	CHARACTER	72	*	Reserved not used
848	(350)	BITSTRING	16	QWABUILTETOD	Time that the QWA was initialize by either ISGLNQDQ, ISGGNQDQ, or ISGGPC. This time represents the time that the request was made. It makes its way into the QXBETOD and then the ENQTOKEN for ISGENQ requests
864	(360)	CHARACTER	12	QWATCBATTOKNINFO	Ttoken info associated with QWATCBA TCB
864	(360)	BITSTRING	8	QWATCBATTKNSTKN	From TTKNSTKN. This is STOKEN of the assigned address space.

Table 795. Structure QWA (continued)

Offset Dec	Offset Hex	Type	Len	Name (Dim)	Description
872	(368)	BITSTRING	4	QWATCBATTKNCNT	From TTKNCNT
876	(36C)	CHARACTER	120	QWAGENWORKAREA	Workarea used by ISGGQWBC and ISGGNQDQ
876	(36C)	BITSTRING	8	QWASAVEDRSVCODES	Used by ISGGNQDQ
876	(36C)	BITSTRING	4	QWASAVEDRSVRETCODE	Return code from ISGGRSV saved by ISGGNQDQ on DEQ passing control to waiters only
880	(370)	BITSTRING	4	QWASAVEDRSVRSNCODE	Reason code from ISGGRSV saved by ISGGNQDQ on DEQ passing control to waiters only
884	(374)	CHARACTER	0	QWASAVEDRSVRETCODEEND	
996	(3E4)	CHARACTER	88	*	Reserved
1084	(43C)	CHARACTER	28	QWASISGLNQDQCOMMUNICATIONAREA	Data passed from ISGLNQDQ to mainline ENQ/DEQ when exit status has been determined
1084	(43C)	ADDRESS	4	QWAICANQAR@	Address of NQAR obtained for use by exit routines (copy of QwaNqar@)
1088	(440)	CHARACTER	4	*	Reserved (previously QwaICARet@)
1092	(444)	CHARACTER	16	*	Reserved (previously QwaICAReqToken)
1108	(454)	BITSTRING	2	QWAICAEXITS	Copy of exit flags (copy of QwaExits)
1110	(456)	CHARACTER	2	*	Reserved
1112	(458)	CHARACTER	8	QWALRNLC	Time stamp of last RNL change obtained from GvtLRnLC and subsequently checked later to see if an RNL change occurred across the window where locks were dropped in ISGGPC
1120	(460)	SIGNED	4	*	unused
1124	(464)	SIGNED	4	*	unused
1128	(468)	UNSIGNED	4	QWAGRSALET	set by ISGGPC and used by ISGGNX to reference the Qwa in the GRS address space after the CMSET to home.
1132	(46C)	SIGNED	4	QWAQXBRECECCNT	used by ISGGPC recovery to decrement the Qxb list count
1136	(470)	CHARACTER	16	QWAREQTOKEN	Request token for exits
1152	(480)	UNSIGNED	4	QWAEXITTYPE	Exit to call, either Batch, Queued1, EndOfLcb, or EnqExit
1156	(484)	UNSIGNED	4	QWA#XITPELS	Number of non-step PELS for exit processing
1160	(488)	UNSIGNED	4	QWATOTALRNAMELENGTH	total number of bytes of storage needed to contain all of the non-step rnames
1164	(48C)	ADDRESS	4	QWARET@	Next sequential instruction following the ENQ/DEQ request
1168	(490)	UNSIGNED	4	QWASAEAX	Reg value used to restore uses EAX.
1172	(494)	ADDRESS	4	QWALNQDQADDDYNAREA@	Address of an additional work area that ISGLNQDQ uses when calling ISGSALC, ISGSDAL, and possibly others. See ISGLNQDQ for how it is used.
1176	(498)	CHARACTER	12	QWACMSXM	XMSAVE area for CMSET
1188	(4A4)	ADDRESS	4	QWAUCBP@	UCB prefix address - used for DEQ of a RESERVE
1192	(4A8)	UNSIGNED	4	QWARSNCD	Reason code for QWAERR

Table 795. Structure QWA (continued)

Offset Dec	Offset Hex	Type	Len	Name (Dim)	Description
1196	(4AC)	UNSIGNED	4	QWADEQSAVEDLWCDECVALUE	Used by ISGGNQDQ to save the value to decrement the QXBLWC by
1200	(4B0)	CHARACTER	0	QWAEND3	END QWA

Table 796. Constants for QWA

Len	Type	Value	Name	Description
Declare possible QWA eyecatcher values				
4	CHARACTER	LQWA	KLQWAID	Local QWA
4	CHARACTER	GQWA	KGQWAID	Global QWA
4	CHARACTER	PQWA	KPQWAID	Private QWA i.e. ISGGPC
4	CHARACTER	SQWA	KSQWAID	Local Lock serialized quick space QWA
4	DECIMAL	1	QWAPGFMS	QWAPGRFN FUNCTION IS MASID-SCAN
4	DECIMAL	2	QWAPGFEQ	QWAPGRFN FUNCTION IS ENQ
4	DECIMAL	3	QWAPGFDQ	QWAPGRFN FUNCTION IS DEQ
4	DECIMAL	1200	QWA_KLENGTH	
The following QwaExitType function codes that are used to tell ISGGRX entry points why they are being called.				

4	DECIMAL	1	QWA_KBATCH	
4	DECIMAL	2	QWA_KQUEUED1	
4	DECIMAL	3	QWA_KENDOFLQCB	
4	DECIMAL	4	QWA_KENQEXIT	
4	DECIMAL	5	QWA_KPREBATCH	
4	DECIMAL	6	QWA_KCLEANUP	
4	DECIMAL	7	QWA_KISGENQPOST	Special ISGENQ ECB posting hook for ISGGNQDQ. Really nothing to do with exit processing
4	DECIMAL	8	QWA_KDELETE64CELLS	for gfr0 to call to delete 64 but rname cells off sqa qwb
4	DECIMAL	9	QWA_KINCCONCOUNT	Increment concurrent request count (lnqdq usage)
4	DECIMAL	10	QWA_KFUZZYINCLST	Upfront check of concurrent request count for potentially many requests (gnqdq front-end usage)
4	DECIMAL	11	QWA_KFORCEDINC	Unconditionally increment concurrent request count (gnqdq back-end usage)
4	DECIMAL	12	QWA_KDECCONCOUNT	Decrement concurrent request count (common back-end usage)

Table 797. Cross Reference for QWA

Name	Offset	Hex	Tag
QWA	0		
QWA#XITPELS	484		
QWAABDMC	1D		02
QWAABENDCD	AE		
QWAASCB	40		
QWAASID	3E		

Table 797. Cross Reference for QWA (continued)

Name	Offset	Hex Tag
QWAAUTH	1D	20
QWABADML	31	80
QWABASIC	4	
QWABUILTETOD	350	
QWACALLCLEANUP	AC	10
QWACALLGERTS	33	10
QWACCODE	250	
QWACCRV1	253	
QWACIQWB	78	
QWACLR2B	2E0	
QWACMS	30	80
QWACMSXM	498	
QWACNFY@	A4	
QWACOMPC	250	
QWACOQWB	74	
QWACPELR	54	
QWACSYID	32	08
QWACSYS	62	
QWADEQSAVEDLWCDECVALUE	4AC	
QWADMGE	31	40
QWADPL	90	
QWADSTAD	2C0	
QWAECCA	20	
QWAECCBF	1D	08
QWAEND1	34	
QWAEND2	C0	
QWAEND3	4B0	
QWAEOL	1A	80
QWAERR	18	
QWAEXITS	AC	
QWAEXITSTATUS	AC	
QWAEXITSTATUSKNOWN	AC	80
QWAEXITTYPE	480	
QWAE1R13	23C	
QWAFDQS	19	40
QWAFFDM	19	80
QWAFLAG1	1C	
QWAFLAG2	1D	
QWAFLAG3	30	



Table 797. Cross Reference for QWA (continued)

Name	Offset	Hex Tag
QWAFLAG4	31	
QWAFLAG5	32	
QWAFLAG6	33	
QWAFLAG7	2B8	
QWAFLAG8	2B9	
QWAFLAG9	2F8	
QWAFMTVL	2C6	
QWAFQEL	70	
QWAFQWB	84	
QWAFREEC	50	
QWAFRR	30	40
QWAFRRPARMAREA@	300	
QWAGBLRS	32	01
QWAGENWORKAREA	36C	
QWAGEN1	1A	04
QWAGEN2	1A	02
QWAGLBL	1D	10
QWAGLBLQ	32	80
QWAGLBLR	48	
QWAGLOBALSQUEUED	33	08
QWAGPMAS	2BA	
QWAGRES	1E	
QWAGRP13	240	
QWAGRSALET	468	
QWAGRSLI	30	10
QWAGSA	8C	
QWAGVTAD	B0	
QWAHASH	80	
QWAHOLD	32	20
QWAICAEXITS	454	
QWAICANQAR@	43C	
QWAID	0	
QWAIGNOR	1A	40
QWAINGRS	1C	02
QWAINI	1C	08
QWAISGENQ	31	08
QWAISGLNQDQCOMMUNICATIONAREA	43C	
QWAJOBNM	34	
QWAJSTEP	24C	80

Table 797. Cross Reference for QWA (continued)

Name	Offset	Hex Tag
QWAKEY	8	
QWAKEYNB	8	F0
QWALISTREQ	19	02
QWALIVEEXITS	AD	
QWALNGWT	1C	04
QWALNQDQADDDYNAREA@	494	
QWALOCLR	44	
QWALRNLC	458	
QWALSTRQ	30	01
QWAMFGS	19	
QWAMIXR	1D	80
QWAMOD24	32	02
QWAMQLAD	2BC	
QWAMRBQ	14	
QWAMTDQ	1C	20
QWAMUSTCALLBATCHCND	AC	20
QWAMVCP	31	02
QWANCELL	0	
QWANEEDTOCALLQ1EXIT	AC	40
QWANMESZ	5C	
QWANOENQ	31	01
QWANPECB	2E4	
QWANPEND	2F8	
QWANPMAS	2E8	
QWANPMTC	2EC	
QWANPTCB	2E0	
QWANQAR@	A8	
QWANSLOT	7C	
QWANWPEL	2E0	
QWANXBX	AD	40
QWANXCB	AD	02
QWANXFQ	AD	10
QWANXLQD	AD	08
QWANXNQ	AD	80
QWANXPB	AD	04
QWANXQ1X	AD	20
QWAORIGN	3C	
QWAPCENQ	19	01
QWAPEL@	BC	

Table 797. Cross Reference for QWA (continued)

Name	Offset	Hex Tag
QWAPELA	4	
QWAPFLAG	1B	
QWAPFLGS	1A	
QWAPGRFN	2C4	
QWAPGROA	2B8	
QWAPHLDR	32	04
QWAPLAST	1A	
QWAPLISTS	B4	
QWAPPELE	88	
QWAPRMSZ	58	
QWAPRNEEDED	33	01
QWAPSTAD	2D8	
QWAPSTCT	2CC	
QWAPT1	C	
QWAPT2	10	
QWAPURG	1C	01
QWAQEL@	B8	
QWAQSQHTENT	304	
QWAQWB@	B4	
QWAQWBA	20	
QWAQWBF	68	
QWAQWBHS	64	
QWAQWBL	6C	
QWAQWBS	4C	
QWAQWBSZ	60	
QWAQXB	2C	
QWAQXB0	32	10
QWAQXB0G	33	02
QWAQXBRECDECCNT	46C	
QWARB	254	
QWARDA	34	
QWAREQLL	30	20
QWAREQTOKEN	470	
QWARES1	1A	20
QWARET@	48C	
QWARETRY	9	
QWARET1	1B	04
QWARET2	1B	02
QWARET3	1B	01

Table 797. Cross Reference for QWA (continued)

Name	Offset	Hex Tag
QWARMC	1C	40
QWARMFLG	24C	
QWARMFP	32	40
QWARMRV1	24C	01
QWARMRV2	24C	02
QWARMRV3	24C	04
QWARMRV4	24C	08
QWARMRV5	24C	10
QWARMRV6	24C	20
QWARMRV7	24C	40
QWARMR01	24D	
QWARNLSCHANGED	33	04
QWARQDMG	30	04
QWARSA	14	
QWARSA2	34	
QWARSNCD	4A8	
QWARSVC4	2F0	
QWARSVD3	A	
QWARSVD5	2C5	
QWARSVD6	2F9	
QWARSVSP	B4	
QWARUBTM	258	
QWAR15SW	33	80
QWASAEAX	490	
QWASAVE	1A	08
QWASAVEDRSVCODES	36C	
QWASAVEDRSVRETCODE	36C	
QWASAVEDRSVRETCODEEND	374	
QWASAVEDRSVRSNCODE	370	
QWASAVE1	C4	
QWASAVE2	10C	
QWASAVE2_3	10C	
QWASAVE3	154	
QWASAVE4	19C	
QWASAVE5	1E4	
QWASCPE1	1B	40
QWASCPE2	1B	08
QWASEHAD	2D4	
QWASEHCT	2C8	

Table 797. Cross Reference for QWA (continued)

Name	Offset	Hex Tag
QWASERAD	2DC	
QWASERCT	2D0	
QWASHARE	1B	80
QWASHR	1A	10
QWASMC	1C	40
QWASPOST	1C	10
QWASTLC	1C	80
QWASTPMC	1B	10
QWASTPNM	244	
QWASVC56	1D	04
QWASVRBA	28	
QWASYNCC	1D	01
QWASYSID	3C	
QWASYSMC	1B	20
QWAS1R14	22C	
QWAS2R14	230	
QWAS3R14	234	
QWAS4R14	238	
QWATCBA	24	
QWATCBATTKNCNT	368	
QWATCBATTKNSTKN	360	
QWATCBATTOKNINFO	360	
QWATCBF	1A	01
QWATCBFA	1D	40
QWATOTALRNAMELENGTH	488	
QWATRMRRM	244	
QWAUCBP@	4A4	
QWAWAIT	31	04
QWAWAITN	31	20
QWAWORK1	C0	
QWA1DEQ	31	10
QWA3ERSQ	30	08
QWA6ECBZ	33	40
QWA6GERT	33	20
QWA7ABMR	2B8	01
QWA7AURC	2B8	40
QWA7CHGA	2B8	20
QWA7COEX	2B8	02
QWA7HOLD	2B8	10

Table 797. Cross Reference for QWA (continued)

Name	Offset	Hex Tag
QWA7OWNR	2B8	80
QWA7POST	2B8	08
QWA7RLSE	2B8	04
QWA8CNCH	2B9	10
QWA8CNEN	2B9	08
QWA8CNST	2B9	20
QWA8DCVT	2B9	40
QWA8EXSH	2B9	80
QWA8RSV1	2B9	01
QWA8RSV2	2B9	02
QWA8RSV3	2B9	04
QWA9CNPP	2F8	80
QWA9DSTL	2F8	40
QWA9RSV1	2F8	01
QWA9RSV2	2F8	02
QWA9RSV3	2F8	04
QWA9RSV4	2F8	08
QWA9RSV5	2F8	10
QWA9RSV6	2F8	20

## RAB information

### RAB heading information

<b>Common name:</b>	RSM ADDRESS SPACE BLOCK
<b>Macro ID:</b>	IARRAB
<b>DSECT name:</b>	RAB
<b>Owning component:</b>	REAL STORAGE MANAGER (SC1CR)
<b>Eye-catcher ID:</b>	RAB Offset: 8 Length: 3 bytes
<b>Storage attributes:</b>	Virtual Storage: YES Subpool: 245, EXTENDED SQA (FIXED COMMON) or Nucleus Key: 0 Data Space: NO Residency: MUST be above 16 Megabytes virtual
<b>Size:</b>	See assembled listing
<b>Created by:</b>	IAXMA

**Pointed to by:** RABFQPTR FIELD OF THE RAB DATA AREA  
RABBQPTR FIELD OF THE RAB DATA AREA  
RITCRAB FIELD OF THE RIT DATA AREA  
RITRABQF FIELD OF THE RIT DATA AREA  
RITRABQL FIELD OF THE RIT DATA AREA  
RITRRAB FIELD OF THE RIT DATA AREA  
RITRCUR FIELD OF THE RIT DATA AREA  
ASCBRSMA FIELD OF THE ASCB DATA AREA

**Serialization:** FIELD DEPENDENT  
The following frame queues may be serialized with either RSMAD lock exclusive or the combination of RSMAD shared and RSMQ serialization:  
RABPFQ - pageable frame 31 bit  
RABFFQ - fixed frame 31 bit  
RABHVFQ - pageable frame 64 bit  
RABPLFQ - pageable 1m  
RABPgTq - Page table frame  
RabLqFq - Quad frame queue  
RabDFFq - Deferred freemain frame queue  
The following non-frame queues may be serialized with either RSMAD lock exclusive or the combination of RSMAD shared and RSMQ serialization:  
RABVioq - Vio LPID queue  
RabNpq - Notification PCB queue  
RabRdaq - RDA queue

**Function:** CONTAINS RSM ADDRESS SPACE RELATED INFORMATION

## RAB mapping

Table 798. Structure RAB

Offset Dec	Offset Hex	Type	Len	Name (Dim)	Description
0	(0)	STRUCTURE	1280	RAB	
0	(0)	ADDRESS	4	RABFQPTR	FORWARD RAB QUEUE POINTER
4	(4)	ADDRESS	4	RABBQPTR	BACKWARD RAB QUEUE POINTER
8	(8)	CHARACTER	4	RABID	RAB CONTROL BLOCK IDENTIFIER
8	(8)	CHARACTER	3	RABIDRAB	EBCDIC CHARACTERS R A B
11	(B)	CHARACTER	1	RABIDTYP	EBCDIC CHARACTER TO IDENTIFY THE TYPE OF ADDRESS SPACE. C FOR COMMON AREA RAB, R FOR RASP RAB, BLANK FOR ALL OTHERS
12	(C)	BITSTRING	1	RABFLGS1	FLAG BYTE 1
		1... ..		RABNOTRS	TRAS TO THIS ADDRESS SPACE SHOULD NOT BE DONE
		.1.. ..		RABASIT	ADDR SPACE CREATE IN PROGRESS
		..1. ....		RABSWPR	SWAP (OUT OR IN) IN PROGRESS
		...1 ....		*	Reserved 7C0.
		.... 1...		RABNLSQA	LSQA IS NOT ACCESSIBLE
		.... .1..		*	Reserved 7C0.
		.... ..1.		RABBADPT	ADDRESS SPACE CONTAINS A PGT/XPT IN A BAD FRAME
		.... ...1		RABFLAW	THIS RAB WAS FOUND FLAWED DURING RECOVERY PROCESSING AND WAS DEQUEUED FROM THE RAB QUEUE

Table 798. Structure RAB (continued)

Offset Dec	Offset Hex	Type	Len	Name(Dim)	Description
13	(D)	BITSTRING	1	RABFLGS2	FLAG BYTE 2
		1... ..		RAB2LPU	SECOND LEVEL PREFERRED USER
		.1... ..		RAB1LPU	FIRST LEVEL PREFERRED USER
		..1. ....		RABPAGDS	LSQA SWAPPED TO PAGING DATA SET
		...1 ....		RABREQSW	A SWAP HAS BEEN REQUESTED FOR THIS ADDRESS SPACE
		.... 1...		RABVRPTD	PAGE TABLES HAVE BEEN DEALLOCATED FOR THE LAST V=R JOB REQUEST IN THIS ADDRESS SPACE
		.... .1..		RABLSQAO	AN LSQA PAGE HAS BEEN PAGED OUT
		.... ..1.		RABTRMIP	ADDRESS TERMINATION IN PROGRESS
		.... ...1		RABRVRPL	RVR POOL HAS BEEN BUILT
14	(E)	BITSTRING	1	RABFLGS3	FLAG BYTE 3
		1... ..		RABBADVP	THE DATA IN ONE OR MORE VDAC PAGES MAY NOT BE AT THE CORRECT LEVEL (SEE RABVFLGA AND RABVFLGB).
		.1... ..	*		Reserved 7C0.
		..1. ....	*		Reserved 7C0.
		...1 ....		RABRMPND	RECONFIGURATION MIGRATION IS PENDING FOR THIS ADDRESS SPACE
		.... 1...		RABLSWAP	THIS ADDRESS SPACE IS LOGICALLY SWAPPED OUT
		.... .1..		RABSSIPF	SELF-STEAL IN PROGRESS BIT
		.... ..1.	*		Reserved 7C0.
		.... ...1	*		Unused
15	(F)	BITSTRING	1	RABFLGS4	FLAG BYTE 4
		1... ..		RABVIOPL	VIO LPID POOL HAS BEEN BUILD
		.1... ..	*		Reserved 7C0.
		..1. ....		RABHVQCV	HVFQ COUNT VERIFICATION SRB TO BE SCHEDULED FOR THIS ADDRESS SPACE
		...1 ....		RABSWEXC	In-real swap frame exchange (IARSASRB) is active
		.... 1...		RABREALSW	In-real swap is active for this address space
		.... .1..		RABSENDPAGETOAX	For steal/pageout processing send the page to aux instead of making the page into a steal candidate - used by test
		.... ..11	*		RESERVED
16	(10)	SIGNED	2	RABC0DCT	REMAINING NUMBER OF TIMES THAT A C0D ERROR OF A TYPE FLAGGED IN RABC0DFL WILL BE LOGGED
18	(12)	BITSTRING	1	RABC0DFL	ERROR FLAGS
		1... ..		RABSTPIN	STORAGE PIN OCCURRED
		.1... ..		RABLSCON	LONG/SHORT FIX CONFLICT ERROR OCCURRED
		..1. ....		RABECBNP	AN ECB COULD NOT BE POSTED AS EXPECTED
		...1 ....		RABFOENF	FOE NOT FOUND FOR A NON-ZERO TCB PAGE-FREE
		.... 1...		RABASPIN	ADDRESS SPACE HAS BEEN PINNED
		.... .1..		RABSTLPE	STEAL DISCOVERED A FRAME WITH INCONSISTENT INFORMATION



Table 798. Structure RAB (continued)

Offset Dec	Offset Hex	Type	Len	Name(Dim)	Description
		.... ..11		*	RESERVED
19	(13)	BITSTRING	1	RABVFLGA	VDAC ERROR FLAGS- FLAGS INDICATE WHY RABBADVP IS ON.
		1... ....		RABVTTD	BADVP ERROR IN DISASSOC. DURING NON-XMEM TCB TERMINATTION.
		.1.. ....		RABVTTXD	BADVP ERROR IN DISASSOC. DURING XMEM TCB TERMINATTION.
		..1. ....		RABVATD	BADVP ERROR IN DISASSOC. DURING ADDR SPACE TERMINATTION.
		...1 ....		RABVDXD	BADVP ERROR IN DISASSOC. DURING DEFER EXIT PROCESSING.
		.... 1...		RABVTTC	BADVP ERROR IN COMMIT DURING NON-XMEM TCB TERMINATTION.
		.... .1..		RABVTTXC	BADVP ERROR IN COMMIT DURING XMEM TCB TERMINATTION.
		.... ..1.		RABVATC	BADVP ERROR IN COMMIT DURING ADDR SPACE TERMINATTION.
		.... ...1		RABVDXC	BADVP ERROR IN COMMIT DURING DEFER EXIT PROCESSING.
20	(14)	BITSTRING	1	RABVFLGB	VDAC ERROR FLAGS- FLAGS INDICATE WHY RABBADVP IS ON.
		1... ....		RABVPXD	BADVP ERROR IN PRIMING DURING DEFER EXIT PROCESSING
		.111 1111		*	RESERVED
21	(15)	CHARACTER	1	*	RESERVED
22	(16)	BITSTRING	2	RABASID	ADDRESS SPACE ID
24	(18)	ADDRESS	4	RABASCB	ADDRESS OF ASCB
28	(1C)	UNSIGNED	4	RABLOCK	LOCK WORD
32	(20)	ADDRESS	4	RABSGT	ADDRESS OF SGT
36	(24)	ADDRESS	4	RABLPPGT	ADDRESS OF 1ST LOW STORAGE PGT
40	(28)	ADDRESS	4	RABXPPGT	APPARENT ORIGIN OF FIRST EXTENDED PRIVATE AREA PGT
44	(2C)	ADDRESS	4	RABSWFXC	NUMBER OF FIXED PAGES BELOW 16 MEG TO BE SWAPPED-IN FOR THIS ADDRESS SPACE
48	(30)	ADDRESS	4	RABSWFCB	ADDRESS OF SWAP FCB
52	(34)	ADDRESS	4	RABSFT	ADDRESS OF SFT HEADER
56	(38)	SIGNED	4	RABSFTSZ	SIZE OF SFT IN BYTES
60	(3C)	ADDRESS	4	RABSFTL	ADDRESS OF LAST SFT ENTRY USED
64	(40)	ADDRESS	4	RABSLT	ADDRESS OF FIRST POSSIBLE SLT
68	(44)	ADDRESS	4	RABSLTQ	ADDRESS OF 1ST AVAIL SLT
72	(48)	SIGNED	4	RABASLTC	COUNT OF AVAILABLE SLTS
76	(4C)	CHARACTER	4	RABFLAGSABN	Set of flags to use when RSMAD level serialization is NOT held.
76	(4C)	BITSTRING	1	RABFLAGSABN1	
		1... ....		RABSCMEVAC	This address space (or one of its data spaces) is using SCM that is being configured offline
		.1.. ....		RABSCMEVACSRBSCHEDULED	IARX1SRB was scheduled to this address space and may be running
		..1. ....		RABSCMEVACNOTCOMPLETE	IARX1SRB was either unable to be scheduled to this address space or interrupted w/ PURGEDQ

Table 798. Structure RAB (continued)

Offset Dec	Offset Hex	Type	Len	Name (Dim)	Description
	...1 ....			RAB_MEMPOOLABTERMED	This address space was abtermed due to memory pool usage
80	(50)	ADDRESS	4	RABWFQF	WAITFCB Q
84	(54)	ADDRESS	4	RABWFQL	WAITFCB Q
88	(58)	CHARACTER	4	*	RESERVED
92	(5C)	ADDRESS	4	RABMCOQF	POINTER TO FIRST MOMB ON THE QUEUE OF COMMON MOMBs WITH OWNER = THIS ASID. Only used pre RASP init, otherwise use RAB64_MCOQF.
96	(60)	ADDRESS	4	RABMCOQL	POINTER TO LAST MOMB ON THE QUEUE OF COMMON MOMBs WITH OWNER = THIS ASID. Only used pre-RASP init, otherwise use RAB64_MCOQF.
100	(64)	ADDRESS	4	RABLDPQF	POINTER TO FIRST PCB ON THE LOCAL DEFERRED PCB QUEUE
104	(68)	ADDRESS	4	RABLDPQL	POINTER TO LAST PCB ON THE LOCAL DEFERRED PCB QUEUE
108	(6C)	ADDRESS	4	RABNPQF	POINTER TO FIRST PCB ON THE NOTIFICATION PCB QUEUE. NPQ contains X-Mem, Common, Shared, and Non-XMem high virtual i/o requests
112	(70)	ADDRESS	4	RABNPQL	POINTER TO LAST PCB ON THE NOTIFICATION PCB QUEUE. NPQ contains X-Mem, Common, Shared, and Non-XMem high virtual i/o requests
116	(74)	ADDRESS	4	RABRPH	POINTER TO RPH (RPI HEADER)@L9A
120	(78)	ADDRESS	4	*	RESERVED
124	(7C)	ADDRESS	4	RABFCQF	POINTER TO FIRST FCB ON THE FIX CONTROL QUEUE
128	(80)	ADDRESS	4	RABFCQL	POINTER TO LAST FCB ON THE FIX CONTROL QUEUE
132	(84)	ADDRESS	4	RABFFOEQ	POINTER TO FIRST FOE ON THE FREE FOE QUEUE
136	(88)	ADDRESS	4	RABCFEQ	POINTER TO FIRST CFE ON ADDRESS SPACE'S COMMON FOE QUEUE
140	(8C)	ADDRESS	4	RABSCMEVACIOFCB@	Address of the Config SCM offline I/O function area associated w/ this address space
144	(90)	ADDRESS	8	RAB_LOCKDIAGTABLE@	
152	(98)	ADDRESS	8	RABSTATICFRAMEQHEADERAREAADDR	The address of the address space frame queue header area in the PFT CADS
160	(A0)	CHARACTER	4	RABRVRID	RVR POOL ID
164	(A4)	ADDRESS	4	RABRVRQF	POINTER TO FIRST RVR ON THE RVR QUEUE
168	(A8)	ADDRESS	4	RABRVRQL	POINTER TO LAST RVR ON THE RVR QUEUE
172	(AC)	ADDRESS	4	RABRVRLO	ADDRESS OF THAT RVR WHICH HAS THE LOWEST VIRTUAL ADDR OF ALL RVRS USED. (FOR DUMPING)
176	(B0)	ADDRESS	4	RABRVRHI	ADDRESS OF THAT RVR WHICH HAS THE HIGHEST VIRTUAL ADDR OF ALL RVRS USED. (FOR DUMPING)
180	(B4)	ADDRESS	4	RABDCQF	POINTER TO FIRST FCB ON THE DISASSOCIATE CONTROL QUEUE
184	(B8)	ADDRESS	4	RABDCQL	POINTER TO LAST FCB ON THE DISASSOCIATE CONTROL QUEUE
188	(BC)	ADDRESS	4	RABCCQF	POINTER TO FIRST FCB ON THE COMMIT CONTROL QUEUE

Table 798. Structure RAB (continued)

Offset Dec	Offset Hex	Type	Len	Name(Dim)	Description
192	(C0)	ADDRESS	4	RABCCQL	POINTER TO LAST FCB ON THE COMMIT CONTROL QUEUE
196	(C4)	ADDRESS	4	RABNCQF	POINTER TO FIRST FCB ON THE NOTIFICATION CONTROL QUEUE
200	(C8)	ADDRESS	4	RABNCQL	POINTER TO LAST FCB ON THE NOTIFICATION CONTROL QUEUE
204	(CC)	ADDRESS	4	RABCPQF	POINTER TO FIRST PCB ON THE COMMIT PCB QUEUE
208	(D0)	ADDRESS	4	RABCPQL	POINTER TO LAST PCB ON THE COMMIT PCB QUEUE
212	(D4)	ADDRESS	4	RABPCQF	POINTER TO FIRST FCB ON THE PRIMING CONTROL QUEUE
216	(D8)	ADDRESS	4	RABPCQL	POINTER TO LAST FCB ON THE PRIMING CONTROL QUEUE
220	(DC)	ADDRESS	4	RABDAB	ADDRESS OF THE DAB (OR ZERO IF NO OWNED DATA SPACES)
224	(E0)	UNSIGNED	4	RABDBLDF	DEFAULT VALUE FOR THE NUMBER OF BLOCKS ON DSPSERV CREATE FOR THIS ADDRESS SPACE.
228	(E4)	UNSIGNED	4	RABDMXEX	MAXIMUM NUMBER OF USER KEY DATA SPACES THAT MAY EXIST AT ONE TIME FOR THIS ADDRESS SPACE
232	(E8)	UNSIGNED	4	RABDMXSZ	MAXIMUM NUMBER OF MEGABYTES OF USER KEY DATA SPACE ALLOWED FOR THIS ADDRESS SPACE
236	(EC)	CHARACTER	0	RABZRADSEND	End of subset of RAB that IAXZRADS copies
236	(EC)	ADDRESS	8	RAB64PTR	Ptr to 64-bit RAB extension
236	(EC)	UNSIGNED	4	*	High half
240	(F0)	ADDRESS	4	RAB64PTR31	31-bit for FREEMAIN
244	(F4)	SIGNED	4	RABBFXSV	VALUE OF RAXBELFX WHEN LOGICAL SWAP IS INITIATED
248	(F8)	ADDRESS	4	*	RESERVED - USED TO BE RABFCUR
252	(FC)	SIGNED	4	RABPINCT	COUNT OF RSMPIN LEVEL 1'S IN PROGRESS. IF GREATER THEN ZERO AT LOGICAL SWAP TIME, THE ADDR SPACE WILL BE MEMTERMED. UPDATED VIA COMPARE AND SWAP IN THE LEVEL 1 RSMPIN SERVICE.
256	(100)	CHARACTER	8	RABSTKN	STOKEN OF ADDRESS SPACE
256	(100)	ADDRESS	4	RABSTKN2	
260	(104)	ADDRESS	4	RABSTKN1	
264	(108)	ADDRESS	4	RABSRTH	ADDRESS OF THE SUBSPACE RANGE TABLE HEADER
268	(10C)	CHARACTER	8	*	
276	(114)	SIGNED	4	RABMUSV	Maximum number of unauthorized shared views this address space can create
280	(118)	SIGNED	4	RABTUSV	Total number of unauthorized shared views this address space has in existence
284	(11C)	CHARACTER	4	RABVIOID	VIO LPID POOL ID (ESAME only)
288	(120)	ADDRESS	4	RABVIOQF	POINTER TO FIRST VIO LPID BLOCK VIO LPID QUEUE (ESAME only)
292	(124)	ADDRESS	4	RABVIOQL	POINTER TO LAST VIO LPID BLOCK VIO LPID QUEUE (ESAME only)

Table 798. Structure RAB (continued)

Offset Dec	Offset Hex	Type	Len	Name(Dim)	Description
296	(128)	ADDRESS	4	RABVIOLO	ADDRESS OF THAT VIO LPID BLOCK WHICH HAS THE LOWEST VIRTUAL ADDR OF ALL VIO LPID BLOCKS USED.(FOR DUMPING) (ESAME only)
300	(12C)	ADDRESS	4	RABVIOHI	ADDRESS OF THAT VIO LPID BLOCK WHICH HAS THE HIGHEST VIRTUAL ADDR OF ALL VIO LPID BLOCKS USED.(FOR DUMPING) (ESAME only)
304	(130)	ADDRESS	4	*	
308	(134)	ADDRESS	4	RABLVAB	pointer to large virtual anchor block
312	(138)	CHARACTER	4	*	Reserved
316	(13C)	ADDRESS	8	RABTOPPFTE	Top Region Table PFTE, this is zero when no region tables exist for the AS.
324	(144)	CHARACTER	4	*	Reserved
328	(148)	CHARACTER	8	RABTOPVSA	Top VSA mapped by Top Region for this address space, this is zero when no region tables exist for the AS, or Top VSA for shared area for CRAB
336	(150)	UNSIGNED	8	RABV64PRIVMOTKN	
344	(158)	ADDRESS	8	RABRDAQF	Start of RDA queue
344	(158)	UNSIGNED	4	*	High half
348	(15C)	ADDRESS	4	RABRDAQF31	31-bit for transition
352	(160)	ADDRESS	8	RABRDAQL	End of the RDA queue
352	(160)	UNSIGNED	4	*	High half
356	(164)	ADDRESS	4	RABRDAQL31	31-bit for transition
360	(168)	CHARACTER	4	*	Unused
364	(16C)	ADDRESS	4	RABSIBQF	Address of first SIB address on the SIB queue
368	(170)	ADDRESS	4	RABSIBQL	Address of last SIB address on the SIB queue
372	(174)	SIGNED	4	RABQLOCKWORD(3)	RABQ lock words
384	(180)	CHARACTER	32	RABQLOCKSTATS(3)	RABQ lock word instrumentation
480	(1E0)	CHARACTER	0	RABRAXD	RAX AREA

Macro made bi-lingual on 25177. CBGEN compile date 23032

Start of PL/X Source

480	(1E0)	CHARACTER	4	RAXID	RAX CONTROL BLOCK ID
484	(1E4)	CHARACTER	4	RAXCSWRD	RAX COMPARE AND SWAP WORD Serialization: Compare and swap
484	(1E4)	BITSTRING	1	RAXFLGS1	FLAG BYTE 1
		1... ..		*	Reserved 7C0.
		.1... ..		RAXBLPEA	BLOCK PAGING FROM EXPANDED STORAGE IS ACTIVE. (ESA MODE ONLY. NOT USED FOR ESAME)
		..1. ....		RAXSSCRE	SRM WANTS RSM SWAP OUT TO CALL IARSSCRE
		...1 ....		RAXSORFL	SWAP OUT FAILED DUE TO LACK OF RESOURCES

Table 798. Structure RAB (continued)

Offset Dec	Offset Hex	Type	Len	Name(Dim)	Description
		.... 1...		RAXDAVQL	SRM WANTS RSM TO DEFER 1ST REFERENCE PAGE FAULTS IN THIS SPACE DURING AVQLLOW
		.... .1..		RAXLARGEFRAMEAUTH	RACF authorized for Large pages
		.... ..1.		RAX_UPGRADETO1MENABLED	Indicates that storage associated with this address space can upgrade to 1M backing
		.... ...1		RAX_RUCSAAUTH	RACF (SAF) authorized for using Restricted Use Common Only set if GDA_RUCSA_DEFINED and the job related userid at Job start time had Read auth to Facility class IARRSM.RUCSA. Persists across JOB end. Only reset if the next JOB is not SAF authorized. Thus, it will be on for an idle initiator.
485	(1E5)	UNSIGNED	1	RAXTRIMSTATUS	Trim status indicator
486	(1E6)	BITSTRING	1	RAX_FLGS4	Flags byte
		1... ....		RAX_SRMSAYSKEEPFREEMAINEDFRAMES	SRM indicates that frames should be kept after a freemain
		.1.. ....		RAX_PARMLIBSAYSKEEPFREEMAINEDFRAMES	Installation indicates that frames should be kept after a freemain. Both this, Rax_SrmSaysKeepFreemainedFrames and global indicators in the RCE must be on for RSM to keep freemained frames - Serialized by SYSZVSM.SET.DIAG.FREEMAINED FRAMES
		..1. ....		RAX_PARMLIBSAYSKEEPHIGHFREEMAINEDFRAMES	Installation indicates that private high frames should be kept after a freemain. Both this, Rax_SrmSaysKeepFreemainedFrames and global indicators in the RCE must be on for RSM to keep high freemained frames - Serialized by SYSZVSM.SET.DIAG.FREEMAINEDFRAMES
		...1 11..		RAX_ASLRENABLED	ASLR enablement flags. These flags must be defined the same as the RCE flags.
		...1 ....		RAX_ASLR24ENABLED	Indicates that 24-bit storage is eligible for ASLR
		.... 1...		RAX_ASLR31ENABLED	Indicates that 31-bit storage is eligible for ASLR
		.... .1..		RAX_ASLR64ENABLED	Indicates that 64-bit storage is eligible for ASLR
		.... ..1.		RAX_RUCSAEARLYAUTH	Authorization to RUCSA was done based on DIAGxx VSM ALLOWEARLYRUCSA(YES) The security product may not have been available or a system address space was trusted when IEEPRWI2 called IAXMD
487	(1E7)	CHARACTER	1	RAXRSV1	RESERVED
488	(1E8)	SIGNED	4	RAXESCT	NUMBER OF PAGES ON EXTENDED STORAGE. THIS FIELD APPLIES TO THE COMMON RAX. (ESA MODE ONLY, NOT USED FOR ESAME MODE)

Table 798. Structure RAB (continued)

Offset Dec	Offset Hex	Type	Len	Name (Dim)	Description
492	(1EC)	SIGNED	4	RAXQUOT	STORAGE ISOLATION QUOTA OF MAIN STORAGE FRAMES AND EXTENDED STORAGE E-FRAMES. THIS FIELD APPLIES TO THE COMMON RAX. FOR ESA MODE, IT ALSO INCLUDES EXTENDED STORAGE E-FRAMES.
496	(1F0)	SIGNED	4	RAXSWSM	NUMBER OF MIGRATED SECONDARY WORKING SET PAGES.
500	(1F4)	SIGNED	4	RAXDRM	NUMBER OF DREF PAGES THAT HAVE BEEN MIGRATED OR ARE IN THE PROCESS OF BEING MIGRATED
504	(1F8)	SIGNED	4	RAXDRMIP	NUMBER OF DREF PAGES WITH MIGRATION IN PROGRESS
508	(1FC)	UNSIGNED	4	RAXUKDSS	NUMBER OF BLOCKS (4K BYTES) OF USER KEY DATA SPACE IN EXISTENCE FOR THIS ADDRESS SPACE.
512	(200)	UNSIGNED	4	RAXDSHWM	HIGH WATER MARK (IN MEGABYTES) OF USER KEY DATA SPACE CREATED FOR THIS ADDRESS SPACE. THIS FIELD IS PROVIDED FOR SMF AND MAY BE RESET ONLY BY THE SMF COMPONENT.
516	(204)	SIGNED	4	RAXDBFRM	NUMBER OF 31-BIT DOUBLE FRAME PAIRS CURRENTLY IN USE BY THIS ADDRESS SPACE
520	(208)	SIGNED	4	RAXVIOCT	NUMBER OF VIO DATA SET PAGES ON EXPANDED STORAGE. (ESA MODE ONLY, NOT USED FOR ESAME MODE)
524	(20C)	SIGNED	4	RAXFMCT	NUMBER OF FRAMES CURRENTLY IN USE BY THIS ADDRESS SPACE. It does not include 2G frames. THIS FIELD APPLIES TO THE COMMON RAX.
528	(210)	UNSIGNED	2	RAXHWRDA	RESERVED L8C
530	(212)	UNSIGNED	2	RAXFXSTL	NUMBER OF FIXED PAGES IN THIS LOGICALLY SWAPPED ADDR SPACE THAT WERE BACKED BY REAL BELOW 16 MEGABYTES (FOR ESA MODE THE PAGES ARE CURRENTLY STOLEN TO EXPANDED)
532	(214)	SIGNED	4	RAXHSPCT	NUMBER OF HIPERSPACE PAGES CURRENTLY ON EXPANDED STORAGE FOR THIS ADDRESS SPACE (THIS COUNT IS ALSO INCLUDED IN RAXESCT) (ESA MODE ONLY, NOT USED FOR ESAME MODE)
536	(218)	SIGNED	4	RAXCSTAR	WORKING SET MANAGEMENT CENTRAL STORAGE TARGET NUMBER OF FRAMES
540	(21C)	CHARACTER	16	RAXFBV	STRUCTURE NAME
540	(21C)	SIGNED	4	RAXFBV1	NUMBER OF FRAMES IN UIC INTERVAL 1 AS SET BY SRM VIA THE RCEFRV FIELDS.
544	(220)	SIGNED	4	RAXFBV2	NUMBER OF FRAMES IN UIC INTERVAL 2 AS SET BY SRM VIA THE RCEFRV FIELDS.
548	(224)	SIGNED	4	RAXFBV3	NUMBER OF FRAMES IN UIC INTERVAL 3 AS SET BY SRM VIA THE RCEFRV FIELDS.
552	(228)	SIGNED	4	RAXFBV4	NUMBER OF FRAMES IN UIC INTERVAL 4 AS SET BY SRM VIA THE RCEFRV FIELDS.
556	(22C)	SIGNED	4	RAXOVBLK	NUMBER OF IMPLICITLY OVER- BLOCKED FRAMES
560	(230)	SIGNED	4	RAXBELFX	NUMBER PAGES IN THIS ADDRESS SPACE EXPLICITLY FIXED AND CURRENTLY BACKED WITH REAL BELOW 16 MEGABYTES
564	(234)	SIGNED	4	RAXSWSS	COUNT OF SECONDARY WORKING PAGES
568	(238)	SIGNED	4	RAXTOTSV	TOTAL NUMBER OF SHARED PAGE VIEWS IN THIS ADDRESS SPACE

Table 798. Structure RAB (continued)

Offset Dec	Offset Hex	Type	Len	Name(Dim)	Description
568	(238)	SIGNED	4	RAX_SG31	For the 31 Shared RAX, number of 31 bit share groups (same as RCETOTSG)
572	(23C)	SIGNED	4	RAXSVINR	TOTAL NUMBER OF SHARED PAGES IN CENTRAL STORAGE THAT ARE VALID IN THIS ADDRESS SPACE
572	(23C)	SIGNED	4	RAX_SG31INR	For the 31 bit shared RAX the number of shared groups that are backed in real
576	(240)	UNSIGNED	4	RAXSPVLC	CONSTANTLY INCREASING COUNT OF 31 bit shared view validations in this address space
580	(244)	SIGNED	4	RAXSPSNG	NUMBER OF 31 bit shared page SINGLETONS IN THIS ADDRESS SPACE
584	(248)	SIGNED	4	RAXTOTFX	TOTAL NUMBER OF FIXED PAGES IN THIS ADDRESS SPACE (DOES NOT INCLUDE SHARED PAGES OR 2G PAGES)
588	(24C)	SIGNED	4	RAXHRECT	NUMBER OF HIPERSPACE PAGES ON REAL (ESAME ONLY)
592	(250)	SIGNED	4	RAXVIORC	NUMBER OF VIO DATASET PAGES IN THE VIO REAL CACHE (ESAME ONLY)
596	(254)	SIGNED	4	RAXSPGPI	TOTAL NUMBER OF SHARED PAGES BROUGHT IN FROM AUXILIARY STORAGE BY THIS ADDRESS SPACE -- NOTE: field is always 0
600	(258)	SIGNED	4	RAXCSTNO	NUMBER OF FRAMES USED TO BACK CASTOUT=NO CACHE HIPERSPACES IN THIS ADDRESS SPACE (ESAME ONLY)
604	(25C)	SIGNED	4	RAXABVFX	NUMBER OF PAGES IN THIS ADDRESS SPACE FIXED AND CURRENTLY BACKED WITH REAL STORAGE BETWEEN 16M AND 2G
608	(260)	SIGNED	4	RAXLSQA	NUMBER OF FIXED LSQA PAGES BACKED IN REAL STORAGE
612	(264)	SIGNED	4	RAXDREFR	NUMBER OF LSQA DREF PAGES AND DATA SPACE DREF PAGES IN REAL STORAGE
616	(268)	SIGNED	4	RAXBQFX	NUMBER OF PAGES ON A FIXED QUEUE AND BACKED BELOW 16M IN REAL
620	(26C)	SIGNED	4	RAXQDFRM	NUMBER OF QUAD GROUPS CURRENTLY IN USE BY THE ADDRESS SPACE (ESAME ONLY)
624	(270)	SIGNED	4	RAXAGED	Number of frames that have been aged
628	(274)	SIGNED	4	RAXQDFRMSAVED	Value of RAXQDFRM saved during swap
632	(278)	CHARACTER	40	RAXV64B	Counts for 64-bit High Virtual Support
632	(278)	CHARACTER	8	RAXLVMEMLIM	Address Space Memory limit (MEMLIMIT) in MBs in all cases except when RAXLVMemLimS= RAXLVSMF. See prologue Notes for more. Serialization: Local lock.
640	(280)	CHARACTER	8	RAXLVABYTES	Bytes allocated in 64-bit High Virtual memory objects. Includes bytes not to be charged toward the MEMLIMIT. See the prologue Notes for more. Serialization: Local Lock
648	(288)	CHARACTER	8	RAXLVHBYTES	Number of bytes hidden within 64-bit High Virtual memory objects. Guard areas are included in this value. Serialization: RSM exclusive or RSMAD lock
656	(290)	CHARACTER	8	RAXLVGBYTES	High water mark for number of usable bytes within 64-bit High Virtual memory objects. Equals highest (RAXLVABytes- RAXLVHBytes) value.

Table 798. Structure RAB (continued)

Offset Dec	Offset Hex	Type	Len	Name (Dim)	Description
664	(298)	UNSIGNED	1	RAXLVMEMLIMS	Source of the last change to the Address Space Memory limit. See the constants for descriptions of possible values. Note: When RaxLvMemLimS=RAXLVUSI and RAX_SMFLIMRas is 0, the IEFUSI exit set the MEMLIMIT. When RaxLvMemLimS=RAXLVUSI and RAX_SMFLIMRas is non-zero, RAX_SMFLIMRas contains information about the setting of RaxLvMemlimit. Serialization: Local Lock
665	(299)	UNSIGNED	3	*	Reserved for future use
668	(29C)	UNSIGNED	4	RAXLVNMOMB	number of memory objects allocated
672	(2A0)	CHARACTER	8	RAXFFSRBTS	Time stamp when FF-SRB was last rescheduled
680	(2A8)	CHARACTER	32	RAXV64C	Counts for 64-bit Virtual Support
680	(2A8)	CHARACTER	8	RAXLVSHRBYTES	Number of shared bytes from 64-bit High Virtual memory in memory objects. This count includes the Rax64_LvShr1MBytes value
688	(2B0)	CHARACTER	8	RAXLVSHRGBYTES	high water mark for number of shared bytes within 64-Bit High Virtual memory objects. This count includes the Rax64_LvShr1MGBBytes value
696	(2B8)	CHARACTER	8	RAXLVSHRNMOMB	number of shared memory objects allocated. This count includes the Rax64_LvShr1MNMomb value
704	(2C0)	CHARACTER	8	RAXHVSHRPAGEVALIDATIONS	number of page validations for 64-bit High Virtual shared. This count includes the Rax64_HvShr1MPageValidations value
704	(2C0)	CHARACTER	4	*	
708	(2C4)	SIGNED	4	RAXHVSHRPAGEVALIDATIONS31	number of page validations for 64-bit High Virtual shared. This count includes the Rax64_HvShr1MPageValidations value
712	(2C8)	SIGNED	4	RAXHVDATFMCT	Number of frames used for high virtual DAT structure (common and HV Shared RAX only)
716	(2CC)	CHARACTER	4	RAXCSWRD2	RAX COMPARE AND SWAP WORD Serialization: All fields in this byte serialized with CS
716	(2CC)	BITSTRING	1	RAXSWAPFLAGS	
		1... ....		RAXREALSWAPCANCEL	
		.1.. ....		RAXPAGEABLESHORTAGEPHASE1	
		..11 1111		*	RESERVED
717	(2CD)	BITSTRING	1	RAXSWAPREASON	
		1... ....		RAXREALSWAPINTER	
		.1.. ....		RAXREALSWAPDDP	
		..1. ....		RAXREALSWAPPREF	
		...1 ....		RAXREALSWAP16MSHRT	
		.... 1...		RAXREALSWAP2GSHRT	
		.... .111		*	RESERVED
718	(2CE)	CHARACTER	2	*	



Table 798. Structure RAB (continued)

Offset Dec	Offset Hex	Type	Len	Name(Dim)	Description
720	(2D0)	SIGNED	4	RAXFXABVSTL	NUMBER OF FIXED PAGES IN THIS LOGICALLY SWAPPED ADDR SPACE THAT WERE BACKED BY REAL BETWEEN 16M and 2G
724	(2D4)	SIGNED	4	RAXFXTOTSTL	NUMBER OF FIXED PAGES IN THIS LOGICALLY SWAPPED ADDR SPACE THAT WERE BACKED BY REAL BELOW 16M BETWEEN 16M and 2G
4 RAXRSV3 CHAR(16), Add back some reserved space when shipping Large Page support					
728	(2D8)	UNSIGNED	8	RAXLARGEMEMORYOBJECTS	Number of Large Memory Objects allocated by this address space
728	(2D8)	CHARACTER	4	*	
732	(2DC)	SIGNED	4	RAXLARGEMEMORYOBJECTS31	
736	(2E0)	UNSIGNED	8	RAXLARGEPAGESBACKEDINREAL	Number of Large Pages (1MB pages) backed in real storage owned by this address space
736	(2E0)	CHARACTER	4	*	
740	(2E4)	SIGNED	4	RAXLARGEPAGESBACKEDINREAL31	
744	(2E8)	UNSIGNED	8	RAXHVCCOMMONBYTES	Amount of 64-Bit Common allocated with this ASID as the owner.
752	(2F0)	UNSIGNED	8	RAXHVCCOMMONHWMBYTES	High Water mark for the amount of 64-bit common bytes allocated with this ASID as the owner
760	(2F8)	UNSIGNED	8	RAXHVCCOMMONMOMB	Number of 64-bit memory objects allocated with this ASID as the owner
768	(300)	UNSIGNED	8	RAXHVPAGESINREAL	Number of real storage frames used to back 64-bit private storage. It does not include 2G frames.@0BC
776	(308)	UNSIGNED	8	RAXHVAUXSLOTS	Number of aux slots used to back 64-bit private storage. Includes only dasd storage
776	(308)	UNSIGNED	8	RAX_SG64AUXSLOTS	For only the Shared64 group RAX - the number of aux slots used to back 64-bit shared groups (created by IARV SERV). Includes only dasd storage
784	(310)	UNSIGNED	8	RAXHVGPAAGESINREAL	High water mark for the number of real storage frames used to back 64-bit private storage
792	(318)	UNSIGNED	8	RAXHVGGAUXSLOTS	High water mark
792	(318)	UNSIGNED	8	RAXHVGGAUX	High water mark for the number of aux slots and SCM blockids used to back 64-bit private storage.
792	(318)	UNSIGNED	8	RAX_SG64AUXHWM	For the Shared64 group RAX - the high water mark of the number of aux slots and SCM blockids used to back 64-bit shared groups (created by IARV SERV).
800	(320)	CHARACTER	8	RAXPPTNAME	Program name associated with this address space
808	(328)	BITSTRING	1	RAXFLGS2	Flag Byte 2
	1... ....			RAXCRITICALPAGING	Pages are not allowed to be stolen from this address space (set by IEF PPT or IEFSD101)
	.1.. ....			RAXCRITICALPAGESSTOLEN	Pages were stolen from this address space while it was marked critical
	..1. ....			RAXASOWNSNONCRITICALDS	At least one non-critical dataspace has been created by the address space

Table 798. Structure RAB (continued)

Offset Dec	Offset Hex	Type	Len	Name(Dim)	Description
		...1 ....		RAXNONCRITICALDSSTOLEN	Pages were stolen from a non-critical dataspace owned by a critical address space
		.... 1...		RAXRUCSACONNECTED	Space is connected to an RUCSA area
		.... .111		*	
809	(329)	BITSTRING	1	RAXCRITICALBITS	
		1... ....		RAX_IAXUO_HIGHSTOLEN	Bit indicating that critical pages stolen in IAXUO high steal processing
		.1.. ....		RAX_IAXUO_GLOBALSTOLEN	Bit indicating that critical pages stolen in IAXUO global steal processing
		..11 ....		*	Reserved
		.... 1...		RAX_IAXUE_IAXUO	Bit indicating that critical pages stolen in IAXUE processing (IAXUO call)
		.... .1..		RAX_IAXUE_IAXPP	Bit indicating that critical pages stolen in IAXUE processing (IAXPP call)
		.... ..1.		RAX_IAXUE_IAXDF	Bit indicating that critical pages stolen in IAXUE processing (IAXDF call)
		.... ...1		RAX_IAXUE_IAXIX	Bit indicating that critical pages stolen in IAXUE processing (IAXIX call)
810	(32A)	BITSTRING	1	RAXCRITICALBITS2	
		1... ....		RAX_IAXUE_IAXKL	Bit indicating that critical pages stolen in IAXUE processing (IAXKL call)
		.1.. ....		RAX_IAXUE_IAXPB	Bit indicating that critical pages stolen in IAXUE processing (IAXPB call)
		..1. ....		RAX_IAXUE_IAXPE	Bit indicating that critical pages stolen in IAXUE processing (IAXPE call)
		...1 ....		RAX_IAXUE_IAXPZ	Bit indicating that critical pages stolen in IAXUE processing (IAXPZ call)
		.... 1...		RAX_IAXUE_IAXUR	Bit indicating that critical pages stolen in IAXUE processing (IAXUR call)
		.... .1..		RAX_IAXUE_IAXVZ	Bit indicating that critical pages stolen in IAXUE processing (IAXVZ call)
		.... ..1.		RAX_IAXUE_IAXV1	Bit indicating that critical pages stolen in IAXUE processing (IAXV1 call)
		.... ...1		RAX_IAXUE_UNKNOWN	Bit indicating that critical pages stolen in IAXUE processing (unknown)
811	(32B)	BITSTRING	1	RAXCRITICALBITS3	
		1... ....		RAX_IAXUA_RSFAQ1STOLEN	Bit indicating that critical pages stolen in IAXUA processing RSFAQ1
		.1.. ....		RAX_IAXUA_BDFQSTOLEN	Bit indicating that critical pages stolen in IAXUA processing BDFQ
		..1. ....		RAX_IAXUA_RSFAQ2STOLEN	Bit indicating that critical pages stolen in IAXUA processing RSFAQ2
		...1 ....		RAX_IAXUA_VRSTOLEN	Bit indicating that critical pages stolen in IAXUA processing V=R
		.... 1...		RAX_IAXUA_PFTSTOLEN	Bit indicating that critical pages stolen in IAXUA processing PFTSCAN

Table 798. Structure RAB (continued)

Offset Dec	Offset Hex	Type	Len	Name(Dim)	Description
		.... .1..		RAX_IAXUA_RABSTOLEN	Bit indicating that critical pages stolen in IAXUA processing RABSCAN
		.... ..1.		RAX_IAXUA_SBFQSTOLEN	Bit indicating that critical pages stolen in IAXUA processing SBFQ
		.... ...1		RAX_IAXUA_RVTESTOLEN	Bit indicating that critical pages stolen in IAXUA processing RVTE
812	(32C)	BITSTRING	1	RAXCRITICALBITS4	
		1... ....		RAX_IAXYT_IAXCD	Bit indicating that critical pages stolen in IAXYT processing (IAXCD call)
		.1.. ....		RAX_IAXYT_IAXFH	Bit indicating that critical pages stolen in IAXYT processing (IAXFH call)
		..1. ....		RAX_IAXYT_IAXFP	Bit indicating that critical pages stolen in IAXYT processing (IAXFP call)
		...1 ....		RAX_IAXYT_IAXFV	Bit indicating that critical pages stolen in IAXYT processing (IAXFV call)
		.... 1...		RAX_IAXYT_IAXFY	Bit indicating that critical pages stolen in IAXYT processing (IAXFY call)
		.... .1..		RAX_IAXYT_IAXVO	Bit indicating that critical pages stolen in IAXYT processing (IAXVO call)
		.... ..1.		RAX_IAXYT_IAXXS	Bit indicating that critical pages stolen in IAXYT processing (IAXXS call)
		.... ...1		RAX_IAXYT_UNKNOWN	Bit indicating that critical pages stolen in IAXYT processing (unknown)
813	(32D)	BITSTRING	1	RAXCRITICALBITS5	
		1... ....		RAX_IAXUD_PAGESTOLEN	Bit indicating that critical pages stolen in IAXUD page processing
		.1.. ....		RAX_IAXUD_SWAPSTOLEN	Bit indicating that critical pages stolen in IAXUD swap processing
		..1. ....		RAX_IAXUD_SCANPSTOLEN	Bit indicating that critical pages stolen in IAXUD scan page processing
		...1 ....		RAX_IAXUD_SCANSSTOLEN	Bit indicating that critical pages stolen in IAXUD scan swap processing
		.... 1...		RAX_IAXYG_PAGESTOLEN	Bit indicating that critical pages stolen in IAXYG page processing
		.... .1..		RAX_IAXYG_SWAPSTOLEN	Bit indicating that critical pages stolen in IAXYG swap processing
		.... ..1.		RAX_IAXYG_AREASSTOLEN	Bit indicating that critical pages stolen in IAXYG area scan processing
		.... ...1		RAX_IAXYG_ANYSSSTOLEN	Bit indicating that critical pages stolen in IAXYG any scan processing
814	(32E)	BITSTRING	1	RAXFLGS3	FLAG BYTE 3
		1... ....		RAX_HIGH_VIRT_GETSTOR	Bit indicating that 64-bit High Virtual private area getstor is issued and storage is obtained
815	(32F)	BITSTRING	1	RAX_SMF30_SAPFLAGS	SMF Type 30 Storage and Paging Flag byte
		1... ....		RAX_USERKEYCOMMONAUDITENABLED	Bit indicating that auditing of user key common storage (CSA or RUCSA) usage attempts was enabled for this address space - Set by SMF and IAXMA

Table 798. Structure RAB (continued)

Offset Dec	Offset Hex	Type	Len	Name(Dim)	Description
		.1.. ....		RAX_USERKEYCSAUSAGE	Bit indicating that a successful or unsuccessful attempt to obtain user key CSA or RUCSA storage was made by the current address space Job Step. Does not track user access. See RAX_UserKeyRUCSAUsage as well. Scope is Job Step as reset by SMF on every Job Step start.
		..1. ....		RAX_USERKEYCADSUSAGE	Bit indicating that successful or unsuccessful attempts were made to create a user key CADS for this address space.
		...1 ....		RAX_USERKEYCHANGKEYUSAGE	Bit indicating that successful or unsuccessful attempts were made to change the key of common ESQA storage to a user key (via CHANGKEY) for this address space
		.... 1...		RAX_USERKEYRUCSAUSAGE	Bit indicating that a successful or unsuccessful attempt to obtain, reference, free, or change the state of RUCSA storage was made by the current address space Job Step. For obtain requests, RAX_UserKeyCSAUsage is also set. Scope is Job Step as reset by SMF on every Job Step start. Unlike RAX_UserKeyCsaUsage, does track references and frees too. However, when references are successful, subsequent Job step references to the same storage will not set this bit.
		.... .1..		RAX_RUCSAEARLYUSAGE	Bit indicating a successful access to RUCSA was made by an address space that was authorized to RUCSA during early IPL or early started task initialization as requested with DIAGxx VSM AllowEarlyRucsa(YES)
		.... ..1.		RAX_R2VUNAUTHCALLER	Bit indicating a caller invoked IARR2V while running unauthorized.
		.... ...1		*	Reserved for future use.
816	(330)	SIGNED	4	RAXPLFRM	Number of pageable large frame groups currently used by this address space
820	(334)	SIGNED	4	RAXPLHWM	High Water Mark for the number of pageable large frame groups used by this address space
824	(338)	UNSIGNED	8	RAXPMSS	Number of failed attempts to back storage with pageable large frames by this address space (pref)
832	(340)	UNSIGNED	8	RAXPLSID	Number of system-initiated demotions from pageable large frames groups to 4k page frames for this address space
840	(348)	UNSIGNED	8	RAXPLRID	Number of request-initiated demotions from pageable large frames groups to 4k page frames for this address space
848	(350)	UNSIGNED	8	RAXNMSS	Number of failed attempts to back storage with pageable large frames by this address space (non-pref)
856	(358)	SIGNED	4	RAXPLXRM	Number of pageable large frame groups currently fixed by this address space
860	(35C)	SIGNED	4	RAXLARGECOMMONMEMORYOBJECTS	Number of common large memory objects owned by this address space. Serialized by C/S.
864	(360)	UNSIGNED	8	RAXLARGECOMMONPAGES	Number of common large pages owned by this address space. Serialized by CSG.

Table 798. Structure RAB (continued)

Offset Dec	Offset Hex	Type	Len	Name(Dim)	Description
872	(368)	CHARACTER	18	RAXRSV5	Reserved
890	(37A)	CHARACTER	6	RAX_SMFLIMRAS	SMFLIM source of address space MEMLIMIT. When RaxLvMemLimS = RAXLVUSI and RAX_SMFLIMRAS is 0, IEFUSI set the MEMLIMIT. When RaxLvMemLimS=RAXLVUSI and RAX_SMFLIMRAS is non-zero, RAX_SMFLIMRAS contains info about the setting of RaxLvMemlimit.
890	(37A)	CHARACTER	2	RAX_SLRASMEMLIMITSUFFIX	2 char suffix of SMFLIMxx parmlib member that was used to set RAXLvMemlimit
892	(37C)	CHARACTER	4	RAX_SLRASMEMLIMITRULE	4 char EBCDIC rule number within the SMFLIMxx parmlib member that was used to set RAXLvMemlimit
896	(380)	UNSIGNED	8	RAXHVAUXSCM	Number of SCM blockids used to back 64 bit private storage. Serialized by the RSMAD lock
896	(380)	UNSIGNED	8	RAX_SG64AUXSCM	For the 64 Share group RAX - the number of SCM blockids used to back 64 bit shared groups
904	(388)	UNSIGNED	8	RAX_FFREGIONGETMAINFAIL	Monotonically increasing count of the number of times getmain processing was unable to back a low private page with a freemained frame. Serialized by local lock.
912	(390)	UNSIGNED	8	RAXTOTPIDASD	Total page-ins from DASD for pages in this address space. Excludes SWAP-IN, VIO, AND HIPERSPACE PAGE-INS. Serialized by the RSMAD lock
920	(398)	UNSIGNED	8	RAXTOTPISC	Total page-ins from SCM for pages in this address space. Excludes SWAP-IN, VIO, AND HIPERSPACE PAGE-INS. Serialized by the RSMAD lock
! Note: OuxbP0ut contains the total number of page outs (i.e. ! dasd + SCM).					
928	(3A0)	UNSIGNED	8	RAXTOTPODASD	Total page-outs to DASD. Excludes Swap-Out, VIO PAGE-OUT, VIO MOVEOUT and HIPERSPACE PAGES. Serialized by the RSMAD lock
936	(3A8)	UNSIGNED	8	RAXTOTPOSCM	Total page-outs to SCM. Excludes Swap-Out, VIO PAGE-OUT, VIO MOVEOUT and HIPERSPACE PAGES. Serialized by the RSMAD lock
944	(3B0)	UNSIGNED	8	RAXTOTPI1MSCM	Total page-ins from SCM for 1M pages in this address space. Excludes SWAP-IN, VIO, AND HIPERSPACE PAGE-INS. Serialized by the RSMAD lock
952	(3B8)	UNSIGNED	8	RAXTOTP01MSCM	Total page-outs of 1M pages to SCM. Excludes Swap-Out, VIO PAGE-OUT, VIO MOVEOUT and HIPERSPACE PAGES. Serialized by the RSMAD lock
960	(3C0)	UNSIGNED	8	RAXLVABYTESNOMEM	Number of bytes allocated from 64-bit High Virtual memory in memory objects for authorized requests which does not count against MEMLIMIT. This does not include guarded pages.
968	(3C8)	UNSIGNED	8	RAX_FFREGIONGETMAINRETURNEDFRAMES	Monotonically increasing count of the number of low private freemained frames that RSM getmain processing returned. Serialized by the local lock

Table 798. Structure RAB (continued)

Offset Dec	Offset Hex	Type	Len	Name(Dim)	Description
976	(3D0)	UNSIGNED	8	RAX_FFREGIONGETMAINREUSEDFRAMES	Monotonically increasing count of the number of freemained low private frames that RSM getmain processing used. Serialized by the local lock
984	(3D8)	UNSIGNED	8	RAX_FFREGIONFREEMAINREUSEDFRAMES	Monotonically increasing count of the number of low private freemained frames that RSM remain processing kept. Serialized by the local lock
992	(3E0)	SIGNED	4	RAX_FREEMAINEDFRAMES	Number of freemained frames. Serialized by the RSMAD lock and CS
996	(3E4)	SIGNED	4	RAX_FREEMAINEDFRAMESBELOW16M	Number of freemained frames backing virtual storage below 16M. Serialized by the RSMAD lock and CS
1000	(3E8)	SIGNED	4	RAX_FFREGIONTARGET	Maximum number of freemained frames associated with low private storage that this address space should own. Managed by SRM and serialized by the SRM lock
1004	(3EC)	ADDRESS	4	RAX_FFREGIONABOVE16MHIGHVSA	High VSA of low private storage above 16M backed by freemained frames. Serialized by the RSMAD lock
1008	(3F0)	ADDRESS	4	RAX_FFREGIONBELOW16MHIGHVSA	High VSA of low private storage below 16M backed by freemained frames. Serialized by the RSMAD lock
1012	(3F4)	SIGNED	4	RAX_FFREGIONHWM	High water mark for the number of low private freemained frames in this space. Serialized by the local lock
1016	(3F8)	CHARACTER	4	RAXRSV6	Reserved for HBB7780
1020	(3FC)	SIGNED	4	RAX_OCTOFRAMESINUSE	Number of octo frames in-use by this address space
A new cache line begins here, assuming that the Rab/Rax starts on a cache boundary. This cache line contains the RAX64PTR and MUST only contain data that is rarely updated.					
1024	(400)	ADDRESS	8	RAX64PTR	Pointer to 64-bit RAX extension
1024	(400)	UNSIGNED	4	*	High half
1028	(404)	ADDRESS	4	RAX64PTR31	31-bit for FREEMAIN
1032	(408)	UNSIGNED	8	RAX2GMEMORYOBJECTS	Number of 2G Memory Objects allocated by this address space
1032	(408)	CHARACTER	4	*	
1036	(40C)	SIGNED	4	RAX2GMEMORYOBJECTS31	
1040	(410)	UNSIGNED	8	RAX2GPAGESBACKEDINREAL	Number of 2G pages backed in real storage owned by this address space
1040	(410)	CHARACTER	4	*	
1044	(414)	SIGNED	4	RAX2GPAGESBACKEDINREAL31	
1048	(418)	CHARACTER	232	RAX_PADDING	Pad to 500x bytes
Only data that is rarely changed should appear between this comment and Rax64Ptr					
1280	(500)	CHARACTER	0	RAXEND	KEEP RAX A MULT. OF 8 BYTES 6@LID

Table 799. Constants for RAB

Len	Type	Value	Name	Description
4	CHARACTER	RAX	RAX_KRAXID	
1	HEX	04	RAX_PRESERVE_RUCSAEARLYUSAGE	
RAXLVMemLimS values used to indicate the source of the RAXLVMemLim i.e MEMLIMIT For any changes or additions also update IAXZGPW2.				
1	DECIMAL	1	RAXLVSMF	MEMLIMIT set by SMF via parmlib SMFPRMxx MEMLIMIT. Note: when SMFLIMxx parmlib member is used, RAXLVUSI is used rather than RAXLVSMF and RAX_SMFLIMRas is set accordingly.
1	DECIMAL	2	RAXLVJCL	MEMLIMIT set by the JCL
1	DECIMAL	3	RAXLVREG0	MEMLIMIT Unlimited based on REGION=0 specification
1	DECIMAL	4	RAXLVUSI	MEMLIMIT set by IEFUSI or SMFLIMxx parmlib member. When SMFLIMxx is used RAX_SMFLIMRas is set accordingly.
1	DECIMAL	5	RAXLVOMVS	MEMLIMIT set by UNIX OMVS segment
1	DECIMAL	6	RAXLVSETR	MEMLIMIT set by UNIX setrlimit
1	DECIMAL	7	RAXLVSPW	MEMLIMIT set by UNIX spawn
1	DECIMAL	8	RAXLVSETO	MEMLIMIT set by UNIX SETOMVS command
1	DECIMAL	9	RAXLVAUTH	MEMLIMIT set by authorized application modification
1	DECIMAL	10	RAXLVURG	Special case of MEMLIMIT getting set in IEFSMFIE (IEFUSI set REGION size)
1	HEX	FF	RAXLVBAD	Error setting MEMLIMIT (for debug purposes)
RAX constants for indicating trim status (RaxTrimStatus)				
1	DECIMAL	0	RAXNOTRIM	Trimming not in progress
1	DECIMAL	1	RAXTRIMPHASE1	Phase 1 in progress
1	DECIMAL	2	RAXTRIMPHASE1DONE	Phase 1 is complete
1	DECIMAL	3	RAXTRIMPHASE2	Phase 2 is in progress
RAX constants for MOMB DUMP Priorities used by C and Java				
1	DECIMAL	1	RAXDUMPPRIORHIGHEST	
1	DECIMAL	5	RAXDUMPPRIORCSTACK	
1	DECIMAL	15	RAXDUMPPRIORCHEAP	
1	DECIMAL	15	RAXDUMPPRIORJAVASTACK	
1	DECIMAL	20	RAXDUMPPRIORJAVASHAREDCLASSDATA	
1	DECIMAL	30	RAXDUMPPRIORJAVAHEAP	
1	DECIMAL	50	RAXDUMPPRIORJAVAAOTJITEDCODE	
1	DECIMAL	99	RAXDUMPPRIORLOWEST	
1	DECIMAL	99	RAXDUMPPRIORDEFAULT	
4	NUMB HEX	00000000	ASSERT_EQ1_1	
4	NUMB HEX	00000000	ASSERT_EQ2_1	
Deleted forcing to doubleword boundary to enable inclusion of constants at end of RAX				
4	DECIMAL	3	RAB_KNUMQLOCKS	Number of rsmq lock words
1	HEX	C0	RABRABQN	ID FOR THE RAB QUEUE

Table 799. Constants for RAB (continued)

Len	Type	Value	Name	Description
4	CHARACTER	RAB	IARRAB_KRABID	Normal Rab ID
4	CHARACTER	RABR	IARRAB_KRASPRABID	Rasp Rab ID
4	CHARACTER	RABC	RAB_K31COMMONRABID	Common Rab ID
4	CHARACTER	RABT	RAB_K64SHAREDABID	
4	CHARACTER	RABS	RAB_K31SHAREDABID	
4	CHARACTER	RABD	RAB_K64SHAREDGROUPRABID	
2	HEX	FFFC	RAB_K64SHAREDASID	
2	HEX	FFFD	RAB_K31SHAREDASID	
2	HEX	FFFE	RAB_K64SHAREDGROUPASID	
2	HEX	FFFF	RAB_K31COMMONASID	
2	HEX	7FFF	RAB_KMAXASID	
Abend constants				
1	HEX	001	RAB_KBADRABMATCH1	Avoid using MacroInstanceType from IAXCONST since there are users of the RIT who may not include IAXCONST

Table 800. Cross Reference for RAB

Name	Offset	Hex Tag
RAB	0	
RAB_LOCKDIAGTABLE@	90	
RAB_MEMPOOLABTERMED	4C	10
RABASCB	18	
RABASID	16	
RABASIT	C	40
RABASLTC	48	
RABASPIN	12	08
RABBADPT	C	02
RABBADVP	E	80
RABBFXSV	F4	
RABBQPTR	4	
RABCCQF	BC	
RABCCQL	C0	
RABCFEQ	88	
RABCPQF	CC	
RABCPQL	D0	
RABC0DCT	10	
RABC0DFL	12	
RABDAB	DC	
RABDBLDF	E0	
RABDCQF	B4	
RABDCQL	B8	



Table 800. Cross Reference for RAB (continued)

Name	Offset	Hex Tag
RABDMXEX	E4	
RABDMXSZ	E8	
RABECBNP	12	20
RABFCQF	7C	
RABFCQL	80	
RABFFOEQ	84	
RABFLAGSABN	4C	
RABFLAGSABN1	4C	
RABFLAW	C	01
RABFLGS1	C	
RABFLGS2	D	
RABFLGS3	E	
RABFLGS4	F	
RABFOENF	12	10
RABFQPTR	0	
RABHVQCV	F	20
RABID	8	
RABIDRAB	8	
RABIDTYP	B	
RABLDPQF	64	
RABLDPQL	68	
RABLOCK	1C	
RABLPPGT	24	
RABLSCON	12	40
RABLSQAO	D	04
RABLSWAP	E	08
RABLVAB	134	
RABMCOQF	5C	
RABMCOQL	60	
RABMUSV	114	
RABNCQF	C4	
RABNCQL	C8	
RABNLSQA	C	08
RABNOTRS	C	80
RABNPQF	6C	
RABNPQL	70	
RABPAGDS	D	20
RABPCQF	D4	
RABPCQL	D8	

Table 800. Cross Reference for RAB (continued)

Name	Offset	Hex Tag
RABPINCT	FC	
RABQLOCKSTATS	180	
RABQLOCKWORD	174	
RABRAXD	1E0	
RABRDAQF	158	
RABRDAQF31	15C	
RABRDAQL	160	
RABRDAQL31	164	
RABREALSW	F	08
RABREQSW	D	10
RABRMPND	E	10
RABRPH	74	
RABRVRHI	B0	
RABRVRID	A0	
RABRVRLO	AC	
RABRVRPL	D	01
RABRVRQF	A4	
RABRVRQL	A8	
RABSCMEVAC	4C	80
RABSCMEVACIOFCB@	8C	
RABSCMEVACNOTCOMPLETE	4C	20
RABSCMEVACSRBSCHEDULED	4C	40
RABSENDPAGETOAX	F	04
RABSFT	34	
RABSFTTEL	3C	
RABSFTSZ	38	
RABSGT	20	
RABSIBQF	16C	
RABSIBQL	170	
RABSLT	40	
RABSLTQ	44	
RABSRTH	108	
RABSSIPF	E	04
RABSTATICFRAMEQHEADERAREAADDR	98	
RABSTKN	100	
RABSTKN1	104	
RABSTKN2	100	
RABSTLPE	12	04
RABSTPIN	12	80

Table 800. Cross Reference for RAB (continued)

Name	Offset	Hex Tag
RABSWEXC	F	10
RABSWFCB	30	
RABSWFXC	2C	
RABSWPR	C	20
RABTOPPFTE	13C	
RABTOPVSA	148	
RABTRMIP	D	02
RABTUSV	118	
RABVATC	13	02
RABVATD	13	20
RABVDXC	13	01
RABVDXD	13	10
RABVFLGA	13	
RABVFLGB	14	
RABVIOHI	12C	
RABVIOID	11C	
RABVIOLO	128	
RABVIOPL	F	80
RABVIOQF	120	
RABVIOQL	124	
RABVPXD	14	80
RABVRPTD	D	08
RABVTTC	13	08
RABVTTD	13	80
RABVTTXC	13	04
RABVTTXD	13	40
RABV64PRIVMOTKN	150	
RABWFQF	50	
RABWFQL	54	
RABXPPGT	28	
RABZRADSEND	EC	
RAB1LPU	D	40
RAB2LPU	D	80
RAB64PTR	EC	
RAB64PTR31	F0	
RAX_ASLENABLED	1E6	1C
RAX_ASLR24ENABLED	1E6	10
RAX_ASLR31ENABLED	1E6	08
RAX_ASLR64ENABLED	1E6	04

Table 800. Cross Reference for RAB (continued)

Name	Offset	Hex Tag
RAX_FFREGIONABOVE16MHIGHVSA	3EC	
RAX_FFREGIONBELOW16MHIGHVSA	3F0	
RAX_FFREGIONFREEMAINREUSEDFRAMES	3D8	
RAX_FFREGIONGETMAINFAIL	388	
RAX_FFREGIONGETMAINRETURNEDFRAMES	3C8	
RAX_FFREGIONGETMAINREUSEDFRAMES	3D0	
RAX_FFREGIONHWM	3F4	
RAX_FFREGIONTARGET	3E8	
RAX_FLGS4	1E6	
RAX_FREEMAINEDFRAMES	3E0	
RAX_FREEMAINEDFRAMESBELOW16M	3E4	
RAX_HIGH_VIRT_GETSTOR	32E	80
RAX_IAXUA_BDFQSTOLEN	32B	40
RAX_IAXUA_PFTSTOLEN	32B	08
RAX_IAXUA_RABSTOLEN	32B	04
RAX_IAXUA_RSFAQ1STOLEN	32B	80
RAX_IAXUA_RSFAQ2STOLEN	32B	20
RAX_IAXUA_RVTESTOLEN	32B	01
RAX_IAXUA_SBFQSTOLEN	32B	02
RAX_IAXUA_VRSTOLEN	32B	10
RAX_IAXUD_PAGESTOLEN	32D	80
RAX_IAXUD_SCANPSTOLEN	32D	20
RAX_IAXUD_SCANSSTOLEN	32D	10
RAX_IAXUD_SWAPSTOLEN	32D	40
RAX_IAXUE_IAXDF	329	02
RAX_IAXUE_IAXIX	329	01
RAX_IAXUE_IAXKL	32A	80
RAX_IAXUE_IAXPB	32A	40
RAX_IAXUE_IAXPE	32A	20
RAX_IAXUE_IAXPP	329	04
RAX_IAXUE_IAXPZ	32A	10
RAX_IAXUE_IAXUO	329	08
RAX_IAXUE_IAXUR	32A	08
RAX_IAXUE_IAXVZ	32A	04
RAX_IAXUE_IAXV1	32A	02
RAX_IAXUE_UNKNOWN	32A	01
RAX_IAXUO_GLOBALSTOLEN	329	40
RAX_IAXUO_HIGHSTOLEN	329	80
RAX_IAXYG_ANYSSSTOLEN	32D	01

Table 800. Cross Reference for RAB (continued)

Name	Offset	Hex Tag
RAX_IAXYG_AREASTOLEN	32D	02
RAX_IAXYG_PAGESTOLEN	32D	08
RAX_IAXYG_SWAPSTOLEN	32D	04
RAX_IAXYT_IAXCD	32C	80
RAX_IAXYT_IAXFH	32C	40
RAX_IAXYT_IAXFP	32C	20
RAX_IAXYT_IAXFV	32C	10
RAX_IAXYT_IAXFY	32C	08
RAX_IAXYT_IAXVO	32C	04
RAX_IAXYT_IAXXS	32C	02
RAX_IAXYT_UNKNOWN	32C	01
RAX_OCTOFRAMESINUSE	3FC	
RAX_PADDING	418	
RAX_PARMLIBSAYSKEEPFREEMAINEDFRAMES	1E6	40
RAX_PARMLIBSAYSKEEPHIGHFREEMAINEDFRAMES	1E6	20
RAX_RUCSAAUTH	1E4	01
RAX_RUCSAEARLYAUTH	1E6	02
RAX_RUCSAEARLYUSAGE	32F	04
RAX_R2VUNAUTHCALLER	32F	02
RAX_SG31	238	
RAX_SG31INR	23C	
RAX_SG64AUXHWM	318	
RAX_SG64AUXSCM	380	
RAX_SG64AUXSLOTS	308	
RAX_SLRASMEMLIMITRULE	37C	
RAX_SLRASMEMLIMITSUFFIX	37A	
RAX_SMFLIMRAS	37A	
RAX_SMF30_SAPFLAGS	32F	
RAX_SRMSAYSKEEPFREEMAINEDFRAMES	1E6	80
RAX_UPGRADETO1MENABLED	1E4	02
RAX_USERKEYCADSUSAGE	32F	20
RAX_USERKEYCHANGKEYUSAGE	32F	10
RAX_USERKEYCOMMONAUDITENABLED	32F	80
RAX_USERKEYCSAUSAGE	32F	40
RAX_USERKEYRUCSAUSAGE	32F	08
RAXABVFX	25C	
RAXAGED	270	
RAXASOWNSNONCRITICALDS	328	20
RAXBELFX	230	

Table 800. Cross Reference for RAB (continued)

Name	Offset	Hex Tag
RAXBFQFX	268	
RAXBLPEA	1E4	40
RAXCRITICALBITS	329	
RAXCRITICALBITS2	32A	
RAXCRITICALBITS3	32B	
RAXCRITICALBITS4	32C	
RAXCRITICALBITS5	32D	
RAXCRITICALPAGESSTOLEN	328	40
RAXCRITICALPAGING	328	80
RAXCSTAR	218	
RAXCSTNO	258	
RAXCSWRD	1E4	
RAXCSWRD2	2CC	
RAXDAVQL	1E4	08
RAXDBFRM	204	
RAXDREFR	264	
RAXDRM	1F4	
RAXDRMIP	1F8	
RAXDSHWM	200	
RAXEND	500	
RAXESCT	1E8	
RAXFBV	21C	
RAXFBV1	21C	
RAXFBV2	220	
RAXFBV3	224	
RAXFBV4	228	
RAXFFSRBTS	2A0	
RAXFLGS1	1E4	
RAXFLGS2	328	
RAXFLGS3	32E	
RAXFMCT	20C	
RAXFXABVSTL	2D0	
RAXFXSTL	212	
RAXFXTOTSTL	2D4	
RAXHRECT	24C	
RAXHSPCT	214	
RAXHVAUXSCM	380	
RAXHVAUXSLOTS	308	
RAXHVCOMMONBYTES	2E8	

Table 800. Cross Reference for RAB (continued)

Name	Offset	Hex Tag
RAXHVCOMMONHWMBYTES	2F0	
RAXHVCOMMONNMOMB	2F8	
RAXHVDATFMCT	2C8	
RAXHVGAUX	318	
RAXHVGAUXSLOTS	318	
RAXHVGPAGESINREAL	310	
RAXHVPAGESINREAL	300	
RAXHVSHRPAGEVALIDATIONS	2C0	
RAXHVSHRPAGEVALIDATIONS31	2C4	
RAXHWRDA	210	
RAXID	1E0	
RAXLARGECOMMONMEMORYOBJECTS	35C	
RAXLARGECOMMONPAGES	360	
RAXLARGEFRAMEAUTH	1E4	04
RAXLARGEMEMORYOBJECTS	2D8	
RAXLARGEMEMORYOBJECTS31	2DC	
RAXLARGEFILESBACKEDINREAL	2E0	
RAXLARGEFILESBACKEDINREAL31	2E4	
RAXLSQA	260	
RAXLVABYTES	280	
RAXLVABYTESNOMEM	3C0	
RAXLVGBYTES	290	
RAXLVHBYTES	288	
RAXLVMEMLIM	278	
RAXLVMEMLIMS	298	
RAXLVNMOMB	29C	
RAXLVSHRBYTES	2A8	
RAXLVSHRBYTES	2B0	
RAXLVSHRNOMB	2B8	
RAXNMMSS	350	
RAXNONCRITICALDSSTOLEN	328	10
RAXOVBLK	22C	
RAXPAGEABLESHORTAGEPHASE1	2CC	40
RAXPLFRM	330	
RAXPLHWM	334	
RAXPLRID	348	
RAXPLSID	340	
RAXPLXRM	358	
RAXPMMSS	338	

Table 800. Cross Reference for RAB (continued)

Name	Offset	Hex Tag
RAXPPTNAME	320	
RAXQDFRM	26C	
RAXQDFRMSAVED	274	
RAXQUOT	1EC	
RAXREALSWAPCANCEL	2CC	80
RAXREALSWAPDDP	2CD	40
RAXREALSWAPINTER	2CD	80
RAXREALSWAPPREF	2CD	20
RAXREALSWAP16MSHRT	2CD	10
RAXREALSWAP2GSHRT	2CD	08
RAXRSV1	1E7	
RAXRSV5	368	
RAXRSV6	3F8	
RAXRUCSACONNECTED	328	08
RAXSORFL	1E4	10
RAXSPGPI	254	
RAXSPSNG	244	
RAXSPVLC	240	
RAXSSCRE	1E4	20
RAXSVINR	23C	
RAXSWAPFLAGS	2CC	
RAXSWAPREASON	2CD	
RAXWSM	1F0	
RAXWSS	234	
RAXTOTFX	248	
RAXTOTPIDASD	390	
RAXTOTPISCM	398	
RAXTOTPI1MSCM	3B0	
RAXTOTPODASD	3A0	
RAXTOTPOSCM	3A8	
RAXTOTP01MSCM	3B8	
RAXTOTSV	238	
RAXTRIMSTATUS	1E5	
RAXUKDSS	1FC	
RAXVIOCT	208	
RAXVIORC	250	
RAXV64B	278	
RAXV64C	2A8	
RAX2GMEMORYOBJECTS	408	



Table 800. Cross Reference for RAB (continued)

Name	Offset	Hex Tag
RAX2GMEMORYOBJECTS31	40C	
RAX2GPAGESBACKEDINREAL	410	
RAX2GPAGESBACKEDINREAL31	414	
RAX64PTR	400	
RAX64PTR31	404	

## RAX information

### RAX programming interface information

**ONLY** the following fields are part of the programming interface information:

- Rax\_Aslr24Enabled
- Rax\_Aslr31Enabled
- Rax\_Aslr64Enabled
- RAX\_FREEMAINEDFRAMES
- RAX\_PARMLIBSAYSKEEPFREEMAINEDFRAMES
- RAX\_PARMLIBSAYSKEEPHIGHFREEMAINEDFRAMES
- RAXDBFRM
- RAXDRM
- RAXDRMIP
- RAXESCT
- RAXFMCT
- RAXHRECT
- RAXHVAUXSCM
- RAXHVAUXSLOTS
- RAXHVDATFMCT
- RAXHVPAGESINREAL
- RAXHVSHRPAGEVALIDATIONS
- RAXLARGECOMMONMEMORYOBJECTS
- RAXLARGECOMMONPAGES
- RAXLARGEMEMORYOBJECTS
- RAXLARGEFILESBACKEDINREAL
- RAXLVABYTES
- RAXLVABYTESNOMEM
- RAXLVGBYTES
- RAXLVHBYTES
- RAXLVMEMLIM
- RAXLVMEMLIMS
- RAXLVNMOMB
- RAXLVSHRBYTES
- RAXLVSHRBYTES

- RAXLVSHRNMOMB
- RAXOVBLK
- RAXPLFRM
- RAXPLXRM
- RAXSPGPI
- RAXSPVLC
- RAXSVINR
- RAXSWSM
- RAXTOTFX
- RAXTOTPIDASD
- RAXTOTPISCM
- RAXTOTPODASD
- RAXTOTPOSCM
- RAXTOTSV
- RAXVIOCT
- RAXVIORC
- RAX2GMEMORYOBJECTS
- RAX2GPAGESBACKEDINREAL
- RAX64PTR

## RAX heading information

<b>Common name:</b>	RSM ADDRESS SPACE (RAB) BLOCK EXTENSION
<b>Macro ID:</b>	IARRAX
<b>DSECT name:</b>	RAX
<b>Owning component:</b>	REAL STORAGE MANAGER (SC1CR)
<b>Eye-catcher ID:</b>	RAX Offset: 0 Length: 4
<b>Storage attributes:</b>	Virtual Storage: YES Subpool: 245, EXTENDED SQA (FIXED COMMON) Key: 0 Residency: MUST BE ABOVE 16 MEG VIRTUAL
<b>Size:</b>	RAX -- X'0320' bytes
<b>Created by:</b>	RSM ADDRESS SPACE CREATE (IAXMA)
<b>Pointed to by:</b>	RCERAX FIELD OF THE RCE DATA AREA ASCBRSME FIELD OF THE ASCB DATA AREA
<b>Serialization:</b>	Serialization commentary for each field indicates what is required. When no statement appears, some combination of the RSM address space level locks is required. Holding the Local Lock of the associated address space prevents the RAX from being deleted and reused. However, the local lock only serializes certain fields from updates.

**Function:**

Along with the RAX64, the RAX is an extension of the RAB and contains RSM Address Space-related control values and counters.

**RAX mapping**

Table 801. Structure RAX

Offset Dec	Offset Hex	Type	Len	Name (Dim)	Description
0	(0)	STRUCTURE	0	RAX	
0	(0)	CHARACTER	4	RAXID	RAX CONTROL BLOCK ID
4	(4)	CHARACTER	4	RAXCSWRD	RAX COMPARE AND SWAP WORD Serialization: Compare and swap
4	(4)	BITSTRING	1	RAXFLGS1	FLAG BYTE 1
Bit definitions:					
		.1.. ....		RAXBLPEA	"X'40'" BLOCK PAGING FROM EXPANDED STORAGE IS ACTIVE. (ESA MODE ONLY. NOT USED FOR ESAME)
		..1. ....		RAXSSCRE	"X'20'" SRM WANTS RSM SWAP OUT TO CALL IARSSCRE
		...1 ....		RAXSORFL	"X'10'" SWAP OUT FAILED DUE TO LACK OF RESOURCES
		.... 1...		RAXDAVQL	"X'08'" SRM WANTS RSM TO DEFER 1ST REFERENCE PAGE FAULTS IN THIS SPACE DURING AVQLOW
		.... .1..		RAXLARGEFRAMEAUTH	"X'04'" RACF authorized for Large pages
		.... ..1.		RAX_UPGRADETO1MENABLED	"X'02'" Indicates that storage associated with this address space can upgrade to 1M backing
		.... ...1		RAX_RUCSAAUTH	"X'01'" RACF (SAF) authorized for using Restricted Use Common Only set if GDA_RUCSA_DEFINED and the job related userid at Job start time had Read auth to Facility class IARRSM.RUCSA. Persists across JOB end. Only reset if the next JOB is not SAF authorized. Thus, it will be on for an idle initiator.
5	(5)	BITSTRING	1	RAXTRIMSTATUS	Trim status indicator
6	(6)	BITSTRING	1	RAX_FLGS4	Flags byte
Bit definitions:					
		1... ....		RAX_SRMSAYSKEEPPREEMAINEDFRAMES	"X'80'" SRM indicates that frames should be kept after a freemain
		.1.. ....		RAX_PARMLIBSAYSKEEPPREEMAINEDFRAMES	"X'40'" Installation indicates that frames should be kept after a freemain. Both this, Rax_SrmSaysKeepFreemainedFrames and global indicators in the RCE must be on for RSM to keep freemained frames - Serialized by SYSZVSM.SET.DIAG.FREEMAINED FRAMES
		..1. ....		RAX_PARMLIBSAYSKEEPPHIGHFREEMAINEDFRAMES	

Table 801. Structure RAX (continued)

Offset Dec	Offset Hex	Type	Len	Name (Dim)	Description
					"X'20'" Installation indicates that private high frames should be kept after a freemain. Both this, Rax_SimSaysKeepFreemainedFrames and global indicators in the RCE must be on for RSM to keep high freemained frames - Serialized by SYSZVSM.SET.DIAG.FREEMAINEDFRAMES
	...1 11..			RAX_ASLREENABLED	"X'1C'" ASLR enablement flags. These flags must be defined the same as the RCE flags.
	...1 ....			RAX_ASLR24ENABLED	"X'10'" Indicates that 24-bit storage is eligible for ASLR
	.... 1...			RAX_ASLR31ENABLED	"X'08'" Indicates that 31-bit storage is eligible for ASLR
	.... .1..			RAX_ASLR64ENABLED	"X'04'" Indicates that 64-bit storage is eligible for ASLR
	.... ..1.			RAX_RUCSAEARLYAUTH	"X'02'" Authorization to RUCSA was done based on DIAGxx VSM ALLOWEARLYRUCSA(YES) The security product may not have been available or a system address space was trusted when IEEPRWI2 called IAXMD
7	(7)	CHARACTER	1	RAXRSV1	RESERVED
8	(8)	SIGNED	4	RAXESCT	NUMBER OF PAGES ON EXTENDED STORAGE. THIS FIELD APPLIES TO THE COMMON RAX. (ESA MODE ONLY, NOT USED FOR ESAME MODE)
12	(C)	SIGNED	4	RAXQUOT	STORAGE ISOLATION QUOTA OF MAIN STORAGE FRAMES AND EXTENDED STORAGE E-FRAMES. THIS FIELD APPLIES TO THE COMMON RAX. FOR ESA MODE, IT ALSO INCLUDES EXTENDED STORAGE E-FRAMES.
16	(10)	SIGNED	4	RAXSWSM	NUMBER OF MIGRATED SECONDARY WORKING SET PAGES.
20	(14)	SIGNED	4	RAXDRM	NUMBER OF DREF PAGES THAT HAVE BEEN MIGRATED OR ARE IN THE PROCESS OF BEING MIGRATED
24	(18)	SIGNED	4	RAXDRMIP	NUMBER OF DREF PAGES WITH MIGRATION IN PROGRESS
28	(1C)	SIGNED	4	RAXUKDSS	NUMBER OF BLOCKS (4K BYTES) OF USER KEY DATA SPACE IN EXISTENCE FOR THIS ADDRESS SPACE.
32	(20)	SIGNED	4	RAXDSHWM	HIGH WATER MARK (IN MEGABYTES) OF USER KEY DATA SPACE CREATED FOR THIS ADDRESS SPACE. THIS FIELD IS PROVIDED FOR SMF AND MAY BE RESET ONLY BY THE SMF COMPONENT.
36	(24)	SIGNED	4	RAXDBFRM	NUMBER OF 31-BIT DOUBLE FRAME PAIRS CURRENTLY IN USE BY THIS ADDRESS SPACE
40	(28)	SIGNED	4	RAXVIOCT	NUMBER OF VIO DATA SET PAGES ON EXPANDED STORAGE. (ESA MODE ONLY, NOT USED FOR ESAME MODE)
44	(2C)	SIGNED	4	RAXFMCT	NUMBER OF FRAMES CURRENTLY IN USE BY THIS ADDRESS SPACE. It does not include 2G frames. THIS FIELD APPLIES TO THE COMMON RAX.
48	(30)	SIGNED	2	RAXHWRDA	RESERVED L8C
50	(32)	SIGNED	2	RAXFXSTL	NUMBER OF FIXED PAGES IN THIS LOGICALLY SWAPPED ADDR SPACE THAT WERE BACKED BY REAL BELOW 16 MEGABYTES (FOR ESA MODE THE PAGES ARE CURRENTLY STOLEN TO EXPANDED)

Table 801. Structure RAX (continued)

Offset Dec	Offset Hex	Type	Len	Name(Dim)	Description
52	(34)	SIGNED	4	RAXHSPCT	NUMBER OF HIPERSPACE PAGES CURRENTLY ON EXPANDED STORAGE FOR THIS ADDRESS SPACE (THIS COUNT IS ALSO INCLUDED IN RAXESCT) (ESA MODE ONLY, NOT USED FOR ESAME MODE)
56	(38)	SIGNED	4	RAXCSTAR	WORKING SET MANAGEMENT CENTRAL STORAGE TARGET NUMBER OF FRAMES
60	(3C)	CHARACTER	16	RAXFBV	STRUCTURE NAME
60	(3C)	SIGNED	4	RAXFBV1	NUMBER OF FRAMES IN UIC INTERVAL 1 AS SET BY SRM VIA THE RCEFRV FIELDS.
64	(40)	SIGNED	4	RAXFBV2	NUMBER OF FRAMES IN UIC INTERVAL 2 AS SET BY SRM VIA THE RCEFRV FIELDS.
68	(44)	SIGNED	4	RAXFBV3	NUMBER OF FRAMES IN UIC INTERVAL 3 AS SET BY SRM VIA THE RCEFRV FIELDS.
72	(48)	SIGNED	4	RAXFBV4	NUMBER OF FRAMES IN UIC INTERVAL 4 AS SET BY SRM VIA THE RCEFRV FIELDS.
76	(4C)	SIGNED	4	RAXOVBLK	NUMBER OF IMPLICITLY OVER- BLOCKED FRAMES
80	(50)	SIGNED	4	RAXBELFX	NUMBER PAGES IN THIS ADDRESS SPACE EXPLICITLY FIXED AND CURRENTLY BACKED WITH REAL BELOW 16 MEGABYTES
84	(54)	SIGNED	4	RAXSWSS	COUNT OF SECONDARY WORKING PAGES
88	(58)	SIGNED	4	RAXTOTSV	TOTAL NUMBER OF SHARED PAGE VIEWS IN THIS ADDRESS SPACE
88	(58)	SIGNED	4	RAX_SG31	For the 31 Shared RAX, number of 31 bit share groups (same as RCETOTSG)
92	(5C)	SIGNED	4	RAXSVINR	TOTAL NUMBER OF SHARED PAGES IN CENTRAL STORAGE THAT ARE VALID IN THIS ADDRESS SPACE
92	(5C)	SIGNED	4	RAX_SG31INR	For the 31 bit shared RAX the number of shared groups that are backed in real
96	(60)	SIGNED	4	RAXSPVLC	CONSTANTLY INCREASING COUNT OF 31 bit shared view validations in this address space
100	(64)	SIGNED	4	RAXSPSNG	NUMBER OF 31 bit shared page SINGLETONS IN THIS ADDRESS SPACE
104	(68)	SIGNED	4	RAXTOTFX	TOTAL NUMBER OF FIXED PAGES IN THIS ADDRESS SPACE (DOES NOT INCLUDE SHARED PAGES OR 2G PAGES)
108	(6C)	SIGNED	4	RAXHRECT	NUMBER OF HIPERSPACE PAGES ON REAL (ESAME ONLY)
112	(70)	SIGNED	4	RAXVIORC	NUMBER OF VIO DATASET PAGES IN THE VIO REAL CACHE (ESAME ONLY)
116	(74)	SIGNED	4	RAXSPGPI	TOTAL NUMBER OF SHARED PAGES BROUGHT IN FROM AUXILIARY STORAGE BY THIS ADDRESS SPACE -- NOTE: field is always 0
120	(78)	SIGNED	4	RAXCSTNO	NUMBER OF FRAMES USED TO BACK CASTOUT=NO CACHE HIPERSPACES IN THIS ADDRESS SPACE (ESAME ONLY)
124	(7C)	SIGNED	4	RAXABVFX	NUMBER OF PAGES IN THIS ADDRESS SPACE FIXED AND CURRENTLY BACKED WITH REAL STORAGE BETWEEN 16M AND 2G
128	(80)	SIGNED	4	RAXLSQA	NUMBER OF FIXED LSQA PAGES BACKED IN REAL STORAGE
132	(84)	SIGNED	4	RAXDREFR	NUMBER OF LSQA DREF PAGES AND DATA SPACE DREF PAGES IN REAL STORAGE
136	(88)	SIGNED	4	RAXBFQFX	NUMBER OF PAGES ON A FIXED QUEUE AND BACKED BELOW 16M IN REAL

Table 801. Structure RAX (continued)

Offset Dec	Offset Hex	Type	Len	Name(Dim)	Description
140	(8C)	SIGNED	4	RAXQDFRM	NUMBER OF QUAD GROUPS CURRENTLY IN USE BY THE ADDRESS SPACE (ESAME ONLY)
144	(90)	SIGNED	4	RAXAGED	Number of frames that have been aged
148	(94)	SIGNED	4	RAXQDFRMSAVED	Value of RAXQDFRM saved during swap
152	(98)	CHARACTER	40	RAXV64B	Counts for 64-bit High Virtual Support
152	(98)	CHARACTER	8	RAXLVMEMLIM	Address Space Memory limit (MEMLIMIT) in MBs in all cases except when RAXLVMemLimS= RAXLVSMF. See prologue Notes for more. Serialization: Local lock.
160	(A0)	CHARACTER	8	RAXLVABYTES	Bytes allocated in 64-bit High Virtual memory objects. Includes bytes not to be charged toward the MEMLIMIT. See the prologue Notes for more. Serialization: Local Lock
168	(A8)	CHARACTER	8	RAXLVHBYTES	Number of bytes hidden within 64-bit High Virtual memory objects. Guard areas are included in this value. Serialization: RSM exclusive or RSMAD lock
176	(B0)	CHARACTER	8	RAXLVGBYTES	High water mark for number of usable bytes within 64-bit High Virtual memory objects. Equals highest (RAXLVABytes- RAXLVHBytes) value.
184	(B8)	BITSTRING	1	RAXLVMEMLIMS	Source of the last change to the Address Space Memory limit. See the constants for descriptions of possible values. Note: When RaxLvMemLimS=RAXLVUSI and RAX_SMFLIMRas is 0, the IEFUSI exit set the MEMLIMIT. When RaxLvMemLimS=RAXLVUSI and RAX_SMFLIMRas is non-zero, RAX_SMFLIMRas contains information about the setting of RaxLvMemlimit. Serialization: Local Lock
185	(B9)	SIGNED	3		Reserved for future use
188	(BC)	SIGNED	4	RAXLVNMOMB	number of memory objects allocated
192	(C0)	CHARACTER	8	RAXFFSRBTS	Time stamp when FF-SRB was last rescheduled
200	(C8)	CHARACTER	32	RAXV64C	Counts for 64-bit Virtual Support
200	(C8)	CHARACTER	8	RAXLVSHRBYTES	Number of shared bytes from 64-bit High Virtual memory in memory objects. This count includes the Rax64_LvShr1MBytes value
208	(D0)	CHARACTER	8	RAXLVSHRBYTES	high water mark for number of shared bytes within 64-Bit High Virtual memory objects. This count includes the Rax64_LvShr1MGBBytes value
216	(D8)	CHARACTER	8	RAXLVSHRNMOMB	number of shared memory objects allocated. This count includes the Rax64_LvShr1MNMomb value
224	(E0)	CHARACTER	8	RAXHVSHRPAGEVALIDATIONS	number of page validations for 64-bit High Virtual shared. This count includes the Rax64_HvShr1MPageValidations value
224	(E0)	CHARACTER	4		
228	(E4)	SIGNED	4	RAXHVSHRPAGEVALIDATIONS31	number of page validations for 64-bit High Virtual shared. This count includes the Rax64_HvShr1MPageValidations value

Table 801. Structure RAX (continued)

Offset Dec	Offset Hex	Type	Len	Name (Dim)	Description
232	(E8)	SIGNED	4	RAXHVDATFMCT	Number of frames used for high virtual DAT structure (common and HV Shared RAX only)
236	(EC)	CHARACTER	4	RAXCSWRD2	RAX COMPARE AND SWAP WORD Serialization: All fields in this byte serialized with CS
236	(EC)	BITSTRING	1	RAXSWAPFLAGS	
Bit definitions:					
		1... ....		RAXREALSWAPCANCEL	"X'80'"
		.1.. ....		RAXPAGEABLESHORTAGEPHASE1	"X'40'"
237	(ED)	BITSTRING	1	RAXSWAPREASON	
Bit definitions:					
		1... ....		RAXREALSWAPINTER	"X'80'"
		.1.. ....		RAXREALSWAPDDP	"X'40'"
		..1. ....		RAXREALSWAPPREF	"X'20'"
		...1 ....		RAXREALSWAP16MSHRT	"X'10'"
		.... 1...		RAXREALSWAP2GSHRT	"X'08'"
238	(EE)	CHARACTER	2		
240	(F0)	SIGNED	4	RAXFXABVSTL	NUMBER OF FIXED PAGES IN THIS LOGICALLY SWAPPED ADDR SPACE THAT WERE BACKED BY REAL BETWEEN 16M and 2G
244	(F4)	SIGNED	4	RAXFXTOTSTL	NUMBER OF FIXED PAGES IN THIS LOGICALLY SWAPPED ADDR SPACE THAT WERE BACKED BY REAL BELOW 16M BETWEEN 16M and 2G
4 RAXRSV3 CHAR(16), Add back some reserved space when shipping Large Page support					
248	(F8)	SIGNED	8	RAXLARGEMEMORYOBJECTS	Number of Large Memory Objects allocated by this address space
248	(F8)	CHARACTER	4		
252	(FC)	SIGNED	4	RAXLARGEMEMORYOBJECTS31	
256	(100)	SIGNED	8	RAXLARGEPAGESBACKEDINREAL	Number of Large Pages (1MB pages) backed in real storage owned by this address space
256	(100)	CHARACTER	4		
260	(104)	SIGNED	4	RAXLARGEPAGESBACKEDINREAL31	
264	(108)	SIGNED	8	RAXHVCOMMONBYTES	Amount of 64-Bit Common allocated with this ASID as the owner.
272	(110)	SIGNED	8	RAXHVCOMMONHWMBYTES	High Water mark for the amount of 64-bit common bytes allocated with this ASID as the owner
280	(118)	SIGNED	8	RAXHVCOMMONNMOMB	Number of 64-bit memory objects allocated with this ASID as the owner
288	(120)	SIGNED	8	RAXHVPAGESINREAL	Number of real storage frames used to back 64-bit private storage. It does not include 2G frames.
296	(128)	SIGNED	8	RAXHVAUXSLOTS	Number of aux slots used to back 64-bit private storage. Includes only dasd storage

Table 801. Structure RAX (continued)

Offset Dec	Offset Hex	Type	Len	Name (Dim)	Description
296	(128)	SIGNED	8	RAX_SG64AUXSLOTS	For only the Shared64 group RAX - the number of aux slots used to back 64-bit shared groups (created by IARV SERV). Includes only dasd storage
304	(130)	SIGNED	8	RAXHVG PAGESINREAL	High water mark for the number of real storage frames used to back 64-bit private storage
312	(138)	SIGNED	8	RAXHVG AUXSLOTS	High water mark
312	(138)	SIGNED	8	RAXHVG AUX	High water mark for the number of aux slots and SCM blockids used to back 64-bit private storage.
312	(138)	SIGNED	8	RAX_SG64AUXHWM	For the Shared64 group RAX - the high water mark of the number of aux slots and SCM blockids used to back 64-bit shared groups (created by IARV SERV).
320	(140)	CHARACTER	8	RAXPPTNAME	Program name associated with this address space
328	(148)	BITSTRING	1	RAXFLGS2	Flag Byte 2
Bit definitions:					
		1... ..		RAXCRITICALPAGING	"X'80'" Pages are not allowed to be stolen from this address space (set by IEF PPT or IEFSD101)
		.1.. ..		RAXCRITICALPAGESSTOLEN	"X'40'" Pages were stolen from this address space while it was marked critical
		..1. ....		RAXASOWNSNONCRITICALDS	"X'20'" At least one non-critical dataspace has been created by the address space
		...1 ....		RAXNONCRITICALDSSTOLEN	"X'10'" Pages were stolen from a non-critical dataspace owned by a critical address space
		.... 1...		RAXRUCSACONNECTED	"X'08'" Space is connected to an RUCSA area
329	(149)	BITSTRING	1	RAXCRITICALBITS	
Bit definitions:					
		1... ..		RAX_IAXUO_HIGHSTOLEN	"X'80'" Bit indicating that critical pages stolen in IAXUO high steal processing
		.1.. ..		RAX_IAXUO_GLOBALSTOLEN	"X'40'" Bit indicating that critical pages stolen in IAXUO global steal processing
		.... 1...		RAX_IAXUE_IAXUO	"X'08'" Bit indicating that critical pages stolen in IAXUE processing (IAXUO call)
		.... .1..		RAX_IAXUE_IAXPP	"X'04'" Bit indicating that critical pages stolen in IAXUE processing (IAXPP call)
		.... ..1.		RAX_IAXUE_IAXDF	"X'02'" Bit indicating that critical pages stolen in IAXUE processing (IAXDF call)
		.... ...1		RAX_IAXUE_IAXIX	"X'01'" Bit indicating that critical pages stolen in IAXUE processing (IAXIX call)
330	(14A)	BITSTRING	1	RAXCRITICALBITS2	
Bit definitions:					



Table 801. Structure RAX (continued)

Offset Dec	Offset Hex	Type	Len	Name(Dim)	Description
		1... ....		RAX_IAXUE_IAXKL	"X'80'" Bit indicating that critical pages stolen in IAXUE processing (IAXKL call)
		.1.. ....		RAX_IAXUE_IAXPB	"X'40'" Bit indicating that critical pages stolen in IAXUE processing (IAXPB call)
		..1. ....		RAX_IAXUE_IAXPE	"X'20'" Bit indicating that critical pages stolen in IAXUE processing (IAXPE call)
		...1 ....		RAX_IAXUE_IAXPZ	"X'10'" Bit indicating that critical pages stolen in IAXUE processing (IAXPZ call)
		.... 1...		RAX_IAXUE_IAXUR	"X'08'" Bit indicating that critical pages stolen in IAXUE processing (IAXUR call)
		.... .1..		RAX_IAXUE_IAXVZ	"X'04'" Bit indicating that critical pages stolen in IAXUE processing (IAXVZ call)
		.... ..1.		RAX_IAXUE_IAXV1	"X'02'" Bit indicating that critical pages stolen in IAXUE processing (IAXV1 call)
		.... ...1		RAX_IAXUE_UNKNOWN	"X'01'" Bit indicating that critical pages stolen in IAXUE processing (unknown)
331	(14B)	BITSTRING	1	RAXCRITICALBITS3	
Bit definitions:					
		1... ....		RAX_IAXUA_RSFAQ1STOLEN	"X'80'" Bit indicating that critical pages stolen in IAXUA processing RSFAQ1
		.1.. ....		RAX_IAXUA_BDFQSTOLEN	"X'40'" Bit indicating that critical pages stolen in IAXUA processing BDFQ
		..1. ....		RAX_IAXUA_RSFAQ2STOLEN	"X'20'" Bit indicating that critical pages stolen in IAXUA processing RSFAQ2
		...1 ....		RAX_IAXUA_VRSTOLEN	"X'10'" Bit indicating that critical pages stolen in IAXUA processing V=R
		.... 1...		RAX_IAXUA_PFTSTOLEN	"X'08'" Bit indicating that critical pages stolen in IAXUA processing PFTSCAN
		.... .1..		RAX_IAXUA_RABSTOLEN	"X'04'" Bit indicating that critical pages stolen in IAXUA processing RABSCAN
		.... ..1.		RAX_IAXUA_SBFQSTOLEN	"X'02'" Bit indicating that critical pages stolen in IAXUA processing SBFQ
		.... ...1		RAX_IAXUA_RVTESTOLEN	"X'01'" Bit indicating that critical pages stolen in IAXUA processing RVTE
332	(14C)	BITSTRING	1	RAXCRITICALBITS4	
Bit definitions:					
		1... ....		RAX_IAXYT_IAXCD	"X'80'" Bit indicating that critical pages stolen in IAXYT processing (IAXCD call)
		.1.. ....		RAX_IAXYT_IAXFH	"X'40'" Bit indicating that critical pages stolen in IAXYT processing (IAXFH call)
		..1. ....		RAX_IAXYT_IAXFP	"X'20'" Bit indicating that critical pages stolen in IAXYT processing (IAXFP call)

Table 801. Structure RAX (continued)

Offset Dec	Offset Hex	Type	Len	Name(Dim)	Description
		...1 ....		RAX_IAXYT_IAXFV	"X'10'" Bit indicating that critical pages stolen in IAXYT processing (IAXFV call)
		.... 1...		RAX_IAXYT_IAXFY	"X'08'" Bit indicating that critical pages stolen in IAXYT processing (IAXFY call)
		.... .1..		RAX_IAXYT_IAXVO	"X'04'" Bit indicating that critical pages stolen in IAXYT processing (IAXVO call)
		.... ..1.		RAX_IAXYT_IAXXS	"X'02'" Bit indicating that critical pages stolen in IAXYT processing (IAXXS call)
		.... ...1		RAX_IAXYT_UNKNOWN	"X'01'" Bit indicating that critical pages stolen in IAXYT processing (unknown)
333	(14D)	BITSTRING	1	RAXCRITICALBITS5	
Bit definitions:					
		1... ....		RAX_IAXUD_PAGESTOLEN	"X'80'" Bit indicating that critical pages stolen in IAXUD page processing
		.1.. ....		RAX_IAXUD_SWAPSTOLEN	"X'40'" Bit indicating that critical pages stolen in IAXUD swap processing
		..1. ....		RAX_IAXUD_SCANPSTOLEN	"X'20'" Bit indicating that critical pages stolen in IAXUD scan page processing
		...1 ....		RAX_IAXUD_SCANSSTOLEN	"X'10'" Bit indicating that critical pages stolen in IAXUD scan swap processing
		.... 1...		RAX_IAXYG_PAGESTOLEN	"X'08'" Bit indicating that critical pages stolen in IAXYG page processing
		.... .1..		RAX_IAXYG_SWAPSTOLEN	"X'04'" Bit indicating that critical pages stolen in IAXYG swap processing
		.... ..1.		RAX_IAXYG_AREASSTOLEN	"X'02'" Bit indicating that critical pages stolen in IAXYG area scan processing
		.... ...1		RAX_IAXYG_ANYSTOLEN	"X'01'" Bit indicating that critical pages stolen in IAXYG any scan processing
334	(14E)	BITSTRING	1	RAXFLGS3	FLAG BYTE 3
Bit definitions:					
		1... ....		RAX_HIGH_VIRT_GETSTOR	"X'80'" Bit indicating that 64-bit High Virtual private area getstor is issued and storage is obtained
335	(14F)	BITSTRING	1	RAX_SMF30_SAPFLAGS	SMF Type 30 Storage and Paging Flag byte
Bit definitions:					
		1... ....		RAX_USERKEYCOMMONAUDITENABLED	"X'80'" Bit indicating that auditing of user key common storage (CSA or RUCSA) usage attempts was enabled for this address space - Set by SMF and IAXMA

Table 801. Structure RAX (continued)

Offset Dec	Offset Hex	Type	Len	Name(Dim)	Description
		.1.. ....		RAX_USERKEYCSAUSAGE	"X'40'" Bit indicating that a successful or unsuccessful attempt to obtain user key CSA or RUCSA storage was made by the current address space Job Step. Does not track user access. See RAX_UserKeyRUCSAUsage as well. Scope is Job Step as reset by SMF on every Job Step start.
		..1. ....		RAX_USERKEYCADSUSAGE	"X'20'" Bit indicating that successful or unsuccessful attempts were made to create a user key CADS for this address space.
		...1 ....		RAX_USERKEYCHANGKEYUSAGE	"X'10'" Bit indicating that successful or unsuccessful attempts were made to change the key of common ESQA storage to a user key (via CHANGKEY) for this address space
		.... 1...		RAX_USERKEYRUCSAUSAGE	"X'08'" Bit indicating that a successful or unsuccessful attempt to obtain, reference, free, or change the state of RUCSA storage was made by the current address space Job Step. For obtain requests, RAX_UserKeyCSAUsage is also set. Scope is Job Step as reset by SMF on every Job Step start. Unlike RAX_UserKeyCsaUsage, does track references and frees too. However, when references are successful, subsequent Job step references to the same storage will not set this bit.
		.... .1..		RAX_RUCSAEARLYUSAGE	"X'04'" Bit indicating a successful access to RUCSA was made by an address space that was authorized to RUCSA during early IPL or early started task initialization as requested with DIAGxx VSM AllowEarlyRucsa(YES)
		.... ..1.		RAX_R2VUNAUTHCALLER	"X'02'" Bit indicating a caller invoked IARR2V while running unauthorized.
336	(150)	SIGNED	4	RAXPLFRM	Number of pageable large frame groups currently used by this address space
340	(154)	SIGNED	4	RAXPLHWM	High Water Mark for the number of pageable large frame groups used by this address space
344	(158)	SIGNED	8	RAXPMSS	Number of failed attempts to back storage with pageable large frames by this address space (pref)
352	(160)	SIGNED	8	RAXPLSID	Number of system-initiated demotions from pageable large frames groups to 4k page frames for this address space
360	(168)	SIGNED	8	RAXPLRID	Number of request-initiated demotions from pageable large frames groups to 4k page frames for this address space
368	(170)	SIGNED	8	RAXNMSS	Number of failed attempts to back storage with pageable large frames by this address space (non-pref)
376	(178)	SIGNED	4	RAXPLXRM	Number of pageable large frame groups currently fixed by this address space
380	(17C)	SIGNED	4	RAXLARGECOMMONMEMORYOBJECTS	Number of common large memory objects owned by this address space. Serialized by C/S.

Table 801. Structure RAX (continued)

Offset Dec	Offset Hex	Type	Len	Name (Dim)	Description
384	(180)	SIGNED	8	RAXLARGECOMMONPAGES	Number of common large pages owned by this address space. Serialized by CSG.
392	(188)	CHARACTER	18	RAXRSV5	Reserved
410	(19A)	CHARACTER	6	RAX_SMFLIMRAS	SMFLIM source of address space MEMLIMIT. When RaxLvMemLimS = RAXLVUSI and RAX_SMFLIMRAS is 0, IEFUSI set the MEMLIMIT. When RaxLvMemLimS=RAXLVUSI and RAX_SMFLIMRAS is non-zero, RAX_SMFLIMRAS contains info about the setting of RaxLvMemlimit.
410	(19A)	CHARACTER	2	RAX_SLRASMEMLIMITSUFFIX	2 char suffix of SMFLIMxx parmlib member that was used to set RAXLvMemlimit
412	(19C)	CHARACTER	4	RAX_SLRASMEMLIMITRULE	4 char EBCDIC rule number within the SMFLIMxx parmlib member that was used to set RAXLvMemlimit
416	(1A0)	SIGNED	8	RAXHVAUXSCM	Number of SCM blockids used to back 64 bit private storage. Serialized by the RSMAD lock
416	(1A0)	SIGNED	8	RAX_SG64AUXSCM	For the 64 Share group RAX - the number of SCM blockids used to back 64 bit shared groups
424	(1A8)	SIGNED	8	RAX_FFREGIONGETMAINFAIL	Monotonically increasing count of the number of times getmain processing was unable to back a low private page with a freemained frame. Serialized by local lock.
432	(1B0)	SIGNED	8	RAXTOTPIDASD	Total page-ins from DASD for pages in this address space. Excludes SWAP-IN, VIO, AND HIPERSPACE PAGE-INS. Serialized by the RSMAD lock
440	(1B8)	SIGNED	8	RAXTOTPISCM	Total page-ins from SCM for pages in this address space. Excludes SWAP-IN, VIO, AND HIPERSPACE PAGE-INS. Serialized by the RSMAD lock
Note: OuxbPOut contains the total number of page outs (i.e. dasd + SCM).					
448	(1C0)	SIGNED	8	RAXTOTPODASD	Total page-outs to DASD. Excludes Swap-Out, VIO PAGE-OUT, VIO MOVEOUT and HIPERSPACE PAGES. Serialized by the RSMAD lock
456	(1C8)	SIGNED	8	RAXTOTPOSCM	Total page-outs to SCM. Excludes Swap-Out, VIO PAGE-OUT, VIO MOVEOUT and HIPERSPACE PAGES. Serialized by the RSMAD lock
464	(1D0)	SIGNED	8	RAXTOTPI1MSCM	Total page-ins from SCM for 1M pages in this address space. Excludes SWAP-IN, VIO, AND HIPERSPACE PAGE-INS. Serialized by the RSMAD lock
472	(1D8)	SIGNED	8	RAXTOTPO1MSCM	Total page-outs of 1M pages to SCM. Excludes Swap-Out, VIO PAGE-OUT, VIO MOVEOUT and HIPERSPACE PAGES. Serialized by the RSMAD lock
480	(1E0)	SIGNED	8	RAXLVABYTESNOMEM	Number of bytes allocated from 64-bit High Virtual memory in memory objects for authorized requests which does not count against MEMLIMIT. This does not include guarded pages.
488	(1E8)	SIGNED	8	RAX_FFREGIONGETMAINRETURNEDFRAMES	

Table 801. Structure RAX (continued)

Offset Dec	Offset Hex	Type	Len	Name (Dim)	Description
					Monotonically increasing count of the number of low private freemained frames that RSM getmain processing returned. Serialized by the local lock
496	(1F0)	SIGNED	8	RAX_FFREGIONGETMAINREUSEDFRAMES	
					Monotonically increasing count of the number of freemained low private frames that RSM getmain processing used. Serialized by the local lock
504	(1F8)	SIGNED	8	RAX_FFREGIONFREEMAINREUSEDFRAMES	
					Monotonically increasing count of the number of low private freemained frames that RSM fremain processing kept. Serialized by the local lock
512	(200)	SIGNED	4	RAX_FREEMAINEDFRAMES	Number of freemained frames. Serialized by the RSMAD lock and CS
516	(204)	SIGNED	4	RAX_FREEMAINEDFRAMESBELOW16M	
					Number of freemained frames backing virtual storage below 16M. Serialized by the RSMAD lock and CS
520	(208)	SIGNED	4	RAX_FFREGIONTARGET	Maximum number of freemained frames associated with low private storage that this address space should own. Managed by SRM and serialized by the SRM lock
524	(20C)	ADDRESS	4	RAX_FFREGIONABOVE16MHIGHVSA	
					High VSA of low private storage above 16M backed by freemained frames. Serialized by the RSMAD lock
528	(210)	ADDRESS	4	RAX_FFREGIONBELOW16MHIGHVSA	
					High VSA of low private storage below 16M backed by freemained frames. Serialized by the RSMAD lock
532	(214)	SIGNED	4	RAX_FFREGIONHWM	High water mark for the number of low private freemained frames in this space. Serialized by the local lock
536	(218)	CHARACTER	4	RAXRSV6	Reserved for HBB7780
540	(21C)	SIGNED	4	RAX_OCTOFRAMESINUSE	Number of octo frames in-use by this address space
A new cache line begins here, assuming that the Rab/Rax starts on a cache boundary. This cache line contains the RAX64PTR and MUST only contain data that is rarely updated.					
544	(220)	ADDRESS	8	RAX64PTR	Pointer to 64-bit RAX extension
544	(220)	SIGNED	4		High half
548	(224)	ADDRESS	4	RAX64PTR31	31-bit for FREEMAIN
552	(228)	SIGNED	8	RAX2GMEMORYOBJECTS	Number of 2G Memory Objects allocated by this address space
552	(228)	CHARACTER	4		
556	(22C)	SIGNED	4	RAX2GMEMORYOBJECTS31	
560	(230)	SIGNED	8	RAX2GPAGESBACKEDINREAL	Number of 2G pages backed in real storage owned by this address space
560	(230)	CHARACTER	4		
564	(234)	SIGNED	4	RAX2GPAGESBACKEDINREAL31	
568	(238)	CHARACTER	232	RAX_PADDING	Pad to 500x bytes

Table 801. Structure RAX (continued)

Offset Dec	Offset Hex	Type	Len	Name (Dim)	Description
Only data that is rarely changed should appear between this comment and Rax64Ptr					
800	(320)	CHARACTER	1	RAXEND(0)	KEEP RAX A MULT. OF 8 BYTES
MISC RAX constant					
800	(320)	X'C1E740'	0	RAX_KRAXID	"C'RAX '"
		.... .1..		RAX_PRESERVE_RUCSAEARLYUSAGE	"X'04'"
RAXLVMemLimS values used to indicate the source of the RAXLVMemLim i.e MEMLIMIT For any changes or additions also update IAXZGPW2.					
800	(320)	X'1'	0	RAXLVSMF	"1" MEMLIMIT set by SMF via parmlib SMFPRMxx MEMLIMIT. Note: when SMFLIMxx parmlib member is used, RAXLVUSI is used rather than RAXLVSMF and RAX_SMFLIMRas is set accordingly.
800	(320)	X'2'	0	RAXLVJCL	"2" MEMLIMIT set by the JCL
800	(320)	X'3'	0	RAXLVREG0	"3" MEMLIMIT Unlimited based on REGION=0 specification
800	(320)	X'4'	0	RAXLVUSI	"4" MEMLIMIT set by IEFUSI or SMFLIMxx parmlib member. When SMFLIMxx is used RAX_SMFLIMRas is set accordingly.
800	(320)	X'5'	0	RAXLVOMVS	"5" MEMLIMIT set by UNIX OMVS segment
800	(320)	X'6'	0	RAXLVSETR	"6" MEMLIMIT set by UNIX setrlimit
800	(320)	X'7'	0	RAXLVSPW	"7" MEMLIMIT set by UNIX spawn
800	(320)	X'8'	0	RAXLVSETO	"8" MEMLIMIT set by UNIX SETOMVS command
800	(320)	X'9'	0	RAXLVAUTH	"9" MEMLIMIT set by authorized application modification
800	(320)	X'A'	0	RAXLVURG	"10" Special case of MEMLIMIT getting set in IEFMFIE (IEFUSI set REGION size)
		1111 1111		RAXLVBAD	"X'FF'" Error setting MEMLIMIT (for debug purposes)
RAX constants for indicating trim status (RaxTrimStatus)					
800	(320)	X'0'	0	RAXNOTRIM	"0" Trimming not in progress
800	(320)	X'1'	0	RAXTRIMPHASE1	"1" Phase 1 in progress
800	(320)	X'2'	0	RAXTRIMPHASE1DONE	"2" Phase 1 is complete
800	(320)	X'3'	0	RAXTRIMPHASE2	"3" Phase 2 is in progress
RAX constants for MOMB DUMP Priorities used by C and Java					
800	(320)	X'1'	0	RAXDUMPPRIORHIGHEST	"1"
800	(320)	X'5'	0	RAXDUMPPRIORCSTACK	"5"
800	(320)	X'F'	0	RAXDUMPPRIORCHEAP	"15"
800	(320)	X'F'	0	RAXDUMPPRIORJAVASTACK	"15"
800	(320)	X'14'	0	RAXDUMPPRIORJAVASHAREDCLASSDATA	"20"
800	(320)	X'1E'	0	RAXDUMPPRIORJAVAHEAP	"30"

Table 801. Structure RAX (continued)

Offset Dec	Offset Hex	Type	Len	Name (Dim)	Description
800	(320)	X'32'	0	RAXDUMPPRIORJAVAOTJITEDCODE	"50"
800	(320)	X'63'	0	RAXDUMPPRIORLOWEST	"99"
800	(320)	X'63'	0	RAXDUMPPRIORDEFAULT	"99"
800	(320)	X'320'	0	RAX_LEN	"*-RAX"

Table 802. Cross Reference for RAX

Name	Offset	Hex	Tag
RAX	0		
RAX_ASLRENABLED	6		1C
RAX_ASLR24ENABLED	6		10
RAX_ASLR31ENABLED	6		8
RAX_ASLR64ENABLED	6		4
RAX_FFREGIONABOVE16MHIGHVSA	20C		
RAX_FFREGIONBELOW16MHIGHVSA	210		
RAX_FFREGIONFREEMAINREUSEDFRAMES	1F8		
RAX_FFREGIONGETMAINFAIL	1A8		
RAX_FFREGIONGETMAINRETURNEDFRAMES	1E8		
RAX_FFREGIONGETMAINREUSEDFRAMES	1F0		
RAX_FFREGIONHWM	214		
RAX_FFREGIONTARGET	208		
RAX_FLGS4	6		
RAX_FREEMAINEDFRAMES	200		
RAX_FREEMAINEDFRAMESBELOW16M	204		
RAX_HIGH_VIRT_GETSTOR	14E		80
RAX_IAXUA_BDFQSTOLEN	14B		40
RAX_IAXUA_PFTSTOLEN	14B		8
RAX_IAXUA_RABSTOLEN	14B		4
RAX_IAXUA_RSQ1STOLEN	14B		80
RAX_IAXUA_RSQ2STOLEN	14B		20
RAX_IAXUA_RVTESTOLEN	14B		1
RAX_IAXUA_SBFQSTOLEN	14B		2
RAX_IAXUA_VRSTOLEN	14B		10
RAX_IAXUD_PAGESTOLEN	14D		80
RAX_IAXUD_SCANPSTOLEN	14D		20
RAX_IAXUD_SCANSSTOLEN	14D		10
RAX_IAXUD_SWAPSTOLEN	14D		40
RAX_IAXUE_IAXDF	149		2
RAX_IAXUE_IAXIX	149		1
RAX_IAXUE_IAXKL	14A		80

Table 802. Cross Reference for RAX (continued)

Name	Offset	Hex Tag
RAX_IAXUE_IAXPB	14A	40
RAX_IAXUE_IAXPE	14A	20
RAX_IAXUE_IAXPP	149	4
RAX_IAXUE_IAXPZ	14A	10
RAX_IAXUE_IAXUO	149	8
RAX_IAXUE_IAXUR	14A	8
RAX_IAXUE_IAXVZ	14A	4
RAX_IAXUE_IAXV1	14A	2
RAX_IAXUE_UNKNOWN	14A	1
RAX_IAXUO_GLOBALSTOLEN	149	40
RAX_IAXUO_HIGHSTOLEN	149	80
RAX_IAXYG_ANYSTOLEN	14D	1
RAX_IAXYG_AREASTOLEN	14D	2
RAX_IAXYG_PAGESTOLEN	14D	8
RAX_IAXYG_SWAPSTOLEN	14D	4
RAX_IAXYT_IAXCD	14C	80
RAX_IAXYT_IAXFH	14C	40
RAX_IAXYT_IAXFP	14C	20
RAX_IAXYT_IAXFV	14C	10
RAX_IAXYT_IAXFY	14C	8
RAX_IAXYT_IAXVO	14C	4
RAX_IAXYT_IAXXS	14C	2
RAX_IAXYT_UNKNOWN	14C	1
RAX_KRAXID	320	C1E740
RAX_LEN	320	320
RAX_OCTOFRAMESINUSE	21C	
RAX_PADDING	238	
RAX_PARMLIBSAYSKEEPFREEMAINEDFRAMES	6	40
RAX_PARMLIBSAYSKEEPHIGHFREEMAINEDFRAMES	6	20
RAX_PRESERVE_RUCSAEARLYUSAGE	320	4
RAX_RUCSAAUTH	4	1
RAX_RUCSAEARLYAUTH	6	2
RAX_RUCSAEARLYUSAGE	14F	4
RAX_R2VUNAUTHCALLER	14F	2
RAX_SG31	58	
RAX_SG31INR	5C	
RAX_SG64AUXHWM	138	
RAX_SG64AUXSCM	1A0	
RAX_SG64AUXSLOTS	128	



Table 802. Cross Reference for RAX (continued)

Name	Offset	Hex Tag
RAX_SLRASMEMLIMITRULE	19C	
RAX_SLRASMEMLIMITSUFFIX	19A	
RAX_SMFLIMRAS	19A	
RAX_SMF30_SAPFLAGS	14F	
RAX_SRMSAYSKEEPFREEMAINEDFRAMES	6	80
RAX_UPGRADETO1MENABLED	4	2
RAX_USERKEYCADSUSAGE	14F	20
RAX_USERKEYCHANGKEYUSAGE	14F	10
RAX_USERKEYCOMMONAUDITENABLED	14F	80
RAX_USERKEYCSAUSAGE	14F	40
RAX_USERKEYRUCSAUSAGE	14F	8
RAXABVFX	7C	
RAXAGED	90	
RAXASOWNSNONCRITICALDS	148	20
RAXBELFX	50	
RAXBFQFX	88	
RAXBLPEA	4	40
RAXCRITICALBITS	149	
RAXCRITICALBITS2	14A	
RAXCRITICALBITS3	14B	
RAXCRITICALBITS4	14C	
RAXCRITICALBITS5	14D	
RAXCRITICALPAGESSTOLEN	148	40
RAXCRITICALPAGING	148	80
RAXCSTAR	38	
RAXCSTNO	78	
RAXCSWRD	4	
RAXCSWRD2	EC	
RAXDAVQL	4	8
RAXDBFRM	24	
RAXDREFR	84	
RAXDRM	14	
RAXDRMIP	18	
RAXDSHWM	20	
RAXDUMPPRIORCHEAP	320	F
RAXDUMPPRIORCSTACK	320	5
RAXDUMPPRIORDEFAULT	320	63
RAXDUMPPRIORHIGHEST	320	1
RAXDUMPPRIORJAVAAOTJITEDCODE	320	32

Table 802. Cross Reference for RAX (continued)

Name	Offset	Hex Tag
RAXDUMPPRIORJAVAHEAP	320	1E
RAXDUMPPRIORJAVASHAREDCLASSDATA	320	14
RAXDUMPPRIORJAVASTACK	320	F
RAXDUMPPRIORLOWEST	320	63
RAXEND	320	
RAXESCT	8	
RAXFBV	3C	
RAXFBV1	3C	
RAXFBV2	40	
RAXFBV3	44	
RAXFBV4	48	
RAXFFSRBTS	C0	
RAXFLGS1	4	
RAXFLGS2	148	
RAXFLGS3	14E	
RAXFMCT	2C	
RAXFXABVSTL	F0	
RAXFXSTL	32	
RAXFXTOTSTL	F4	
RAXHRECT	6C	
RAXHSPCT	34	
RAXHVAUXSCM	1A0	
RAXHVAUXSLOTS	128	
RAXHVCOMMONBYTES	108	
RAXHVCOMMONHWMBYTES	110	
RAXHVCOMMONNMOMB	118	
RAXHVDATFMCT	E8	
RAXHVGAX	138	
RAXHVGAXSLOTS	138	
RAXHVGPGESINREAL	130	
RAXHVPAGESINREAL	120	
RAXHVSHRPAGEVALIDATIONS	E0	
RAXHVSHRPAGEVALIDATIONS31	E4	
RAXHWRDA	30	
RAXID	0	
RAXLARGECOMMONMEMORYOBJECTS	17C	
RAXLARGECOMMONPAGES	180	
RAXLARGEFRAMEAUTH	4	4
RAXLARGEMEMORYOBJECTS	F8	

Table 802. Cross Reference for RAX (continued)

Name	Offset	Hex Tag
RAXLARGEMEMORYOBJECTS31	FC	
RAXLARGEFILESBACKEDINREAL	100	
RAXLARGEFILESBACKEDINREAL31	104	
RAXLSQA	80	
RAXLVABYTES	A0	
RAXLVABYTESNOMEM	1E0	
RAXLVAUTH	320	9
RAXLVBAD	320	FF
RAXLVGBYTES	B0	
RAXLVHBYTES	A8	
RAXLVJCL	320	2
RAXLVMEMLIM	98	
RAXLVMEMLIMS	B8	
RAXLVNMOMB	BC	
RAXLVOMVS	320	5
RAXLVREG0	320	3
RAXLVSETO	320	8
RAXLVSETR	320	6
RAXLVSHRBYTES	C8	
RAXLVSHRBYTES	D0	
RAXLVSHRNMOMB	D8	
RAXLVSMF	320	1
RAXLVSPW	320	7
RAXLVURG	320	A
RAXLVUSI	320	4
RAXNMSS	170	
RAXNONCRITICALDSSTOLEN	148	10
RAXNOTRIM	320	0
RAXOVBLK	4C	
RAXPAGEABLESHORTAGEPHASE1	EC	40
RAXPLFRM	150	
RAXPLHWM	154	
RAXPLRID	168	
RAXPLSID	160	
RAXPLXRM	178	
RAXPMMSS	158	
RAXPPTNAME	140	
RAXQDFRM	8C	
RAXQDFRMSAVED	94	

Table 802. Cross Reference for RAX (continued)

Name	Offset	Hex Tag
RAXQUOT	C	
RAXREALSWAPCANCEL	EC	80
RAXREALSWAPDDP	ED	40
RAXREALSWAPINTER	ED	80
RAXREALSWAPPREF	ED	20
RAXREALSWAP16MSHRT	ED	10
RAXREALSWAP2GSHRT	ED	8
RAXRSV1	7	
RAXRSV5	188	
RAXRSV6	218	
RAXRUCSACONNECTED	148	8
RAXSORFL	4	10
RAXSPGPI	74	
RAXSPSNG	64	
RAXSPVLC	60	
RAXSSCRE	4	20
RAXSVINR	5C	
RAXSWAPFLAGS	EC	
RAXSWAPREASON	ED	
RAXWSM	10	
RAXWSS	54	
RAXTOTFX	68	
RAXTOTPIDASD	1B0	
RAXTOTPISCM	1B8	
RAXTOTPI1MSCM	1D0	
RAXTOTPODASD	1C0	
RAXTOTPOSCM	1C8	
RAXTOTP01MSCM	1D8	
RAXTOTSV	58	
RAXTRIMPHASE1	320	1
RAXTRIMPHASE1DONE	320	2
RAXTRIMPHASE2	320	3
RAXTRIMSTATUS	5	
RAXUKDSS	1C	
RAXVIOCT	28	
RAXVIORC	70	
RAXV64B	98	
RAXV64C	C8	
RAX2GMEMORYOBJECTS	228	

Table 802. Cross Reference for RAX (continued)

Name	Offset	Hex Tag
RAX2GMEMORYOBJECTS31	22C	
RAX2GPAGESBACKEDINREAL	230	
RAX2GPAGESBACKEDINREAL31	234	
RAX64PTR	220	
RAX64PTR31	224	

## RB information

### RB programming interface information

#### RB heading information

<b>Common name:</b>	REQUEST BLOCKS
<b>Macro ID:</b>	IHARB
<b>DSECT name:</b>	RBPRFX (DSECT card precedes prefix). RBBASIC should be used for USING for basic section.
<b>Owning component:</b>	Task Management (SC1CL)
<b>Eye-catcher ID:</b>	NONE
<b>Storage attributes:</b>	Subpool: For IRBs, subpool 253. For PRBs, SVRBs, and SIRBs, subpool 255 Key: 0 Residency: Below 16M
<b>Size:</b>	For PRBs: 136 bytes. For TIRBs: 136 bytes. For SIRBs: 200 bytes. For SVRBs: 240 bytes. For IRBs: 128 bytes plus the length of optional fields.
<b>Created by:</b>	For IRBs: CIRB (Create IRB) macro. For PRBs: SYSGEN, address space initialization, ATTACH, LINK, SYNCH, and XCTL. For SIRBs: SYSGEN, address space initialization. For SVRBs: SVC first level interruption handler.
<b>Pointed to by:</b>	TCBRBP field of the TCB data area CDRRBP field of the CDE data area (associated RB) EVNTRBP field of the EVNT data area (waiting RB) PCBRB field of the PCB data area (associated RB) RBLINK field of the RB data area (previous RB) TAXEIRB field of the TAXE data area (associated RB) TIQEIRB field of the TAXE data area (IRB to be scheduled)
<b>Serialization:</b>	If the task is running, from the point of view of a program running under that task, the chain is serialized. If the task is not running and the local lock is held, the RB chain will not change. To ensure the task will not be dispatched, the task must be nondispatchable.

**Function:**

Part of the RB is mapped by IHARB and part is mapped by IKJRB.

Maps out the following Request Blocks:

- IRB (Interrupt Request Block), which is not the same as an Interruption Response Block. See the IRB data area description.
- PRB (Program Request Block)
- SIRB (System Interrupt Request Block)
- SVRB (SuperVisor Request Block for SVC routines)
- TIRB (Task Interrupt Request Block)

The RB control block contains information needed by the supervisor concerning programs and routines, including save areas for all general registers, extended registers, a save area for SVC routines, and additional data needed for control.

**RB mapping**

Table 803. Structure RBPRFX

Offset Dec	Offset Hex	Type	Len	Name (Dim)	Description
-64	(-40)	STRUCTURE	0	RBPRFX	, - RBSECPTR-64
-64	(-40)	DBL WORD	8	(8)	- PREFIX IS SYSTEM DEPENDENT
-64	(-40)	X'40'	0	RBBASIC	"*" - START OF BASIC SECTION OF RB
0	(0)	CHARACTER	8	RBEXRTNM(0)	- EIGHT-CHARACTER NAME OF ERROR EXIT ROUTINE (SIRB)
0	(0)	BITSTRING	1	RBTMFLD	- INDICATORS FOR TIMER ROUTINES. WHEN THERE ARE NO TIMER ROUTINES, THIS FIELD IS ZERO. (IRB)
		1... ....		RBTMQUE	"BIT0" - TIMER ELEMENT NOT ON QUEUE
		.1.. ....		RBTMTOD	"BIT1" - LOCAL TIME-OF-DAY OPTION IS USED
		..1. ....		RBRSV005	"BIT2,,C'X'" - RESERVED
		...1 ....		RBWLIM	"BIT3" - WAIT LIMIT EXCEEDED MDC001
		.... 1...		RBTMCMP	"BIT4" - INTERVAL HAS EXPIRED
		.... .1..		RBTMIND2	"BIT5" - EXIT SPECIFIED WITH TASK OR REAL REQUEST
		.... ..11		RBTMIND3	"BIT6+BIT7" - TYPE OF REQUEST
		.... ....		RBTRREQ	"X'00'" - TASK REQUEST
		.... ...1		RBWREQ	"BIT7" - WAIT REQUEST
		.... ..11		RBRREQ	"BIT6+BIT7" - REAL REQUEST
1	(1)	BITSTRING	7		- LAST 7 BYTES OF RBEXRTNM
8	(8)	SIGNED	2		- SYSTEM-DEPENDENT FIELD
10	(A)	BITSTRING	2	RBSTAB(0)	- STATUS AND ATTRIBUTE BITS (ALL RB'S)
10	(A)	BITSTRING	2	XSTAB(0)	- SAME AS RBSTAB
10	(A)	BITSTRING	1	RBSTAB1(0)	- FIRST BYTE OF STATUS AND ATTRIBUTE BITS
10	(A)	BITSTRING	1	XSTAB1	- SAME AS RBSTAB1
BITS 0-4 ARE SYSTEM-DEPENDENT BITS					
		.... .1..		RBFTCKPT	"BIT5" - A CHECKPOINT MAY BE TAKEN IN A USER EXIT FROM THIS SVC ROUTINE (SVRB-BOTH)
		.... .1..		XRBACKPT	"BIT5" - SAME AS RBFTCKPT

Table 803. Structure RBPRFX (continued)

Offset Dec	Offset Hex	Type	Len	Name(Dim)	Description
BITS 6-7 ARE SYSTEM-DEPENDENT BITS					
11	(B)	BITSTRING	1	RBSTAB2(0)	- SECOND BYTE OF STATUS AND ATTRIBUTE BITS
11	(B)	BITSTRING	1	XSTAB2	- SAME AS RBSTAB2
		1... ..		RBTCBNXT	"BIT0" - RBLINK FIELD POINTS TO TCB (ALL RB'S)
		1... ..		XRBTCBP	"BIT0" - SAME AS RBTCBNXT
		.1... ..		RBFACTV	"BIT1" - IRB OR SIRB IS QUEUED TO TCB - PROGRAM IS ACTIVE
		.1... ..		XRBACTV	"BIT1" - ACTIVE PROGRAM (ALL RB'S EXCEPT LPRB AND LRB FOR OS/VS1) (MDC300)
BITS 2-5 ARE SYSTEM-DEPENDENT BITS					
		.... ..1.		RBFDYN	"BIT6" - RB STORAGE CAN BE FREED AT EXIT
		.... ..1.		XRBFRRB	"BIT6" - SAME AS RBFDYN
		.... ...1		RBECBWT	"BIT7" - IF ZERO, WAIT FOR A SINGLE EVENT OR ALL OF A NUMBER OF EVENTS --- IF ONE, WAIT FOR A NUMBER OF EVENTS THAT IS LESS THAN THE TOTAL NUMBER OF EVENTS WAITING
		.... ...1		XRWAIT	"BIT7" - SAME AS RBECBWT
12	(C)	ADDRESS	4		- SYSTEM-DEPENDENT FIELD
16	(10)	CHARACTER	8	RBOPSW(0)	- USER'S OLD PSW. THIS OFFSET FIXED BY ARCHITECTURE. (ALL RB'S EXCEPT FRB) (MDC306)
16	(10)	CHARACTER	8	XRBP SW(0)	- SAME AS RBOPSW
16	(10)	BITSTRING	1	RBOPSWB1	- OLD PSW BYTE 1 (MDC309)
		.1... ..		RBOPER	"X'40'" - PER BIT IN RBOPSWB1 (MDC310)
17	(11)	BITSTRING	1	RBOPSWB2	- OLD PSW BYTE 2 (MDC304)
		.... ...1		RBOPSWPS	"X'01'" - PROBLEM STATE BIT IN OLD PSW (MDC305)
18	(12)	CHARACTER	1		- OLD PSW BYTE 3
19	(13)	BITSTRING	1	RBOPSWB4	- OLD PSW BYTE 4
		.... ...1		RBOPSW64	"X'01'" AMODE 64
20	(14)	ADDRESS	4	RBOPSWA	- OLD PSW BYTES 5-8 (ADDRESS)
		1... ..		RBOPSWM	"X'80'" - ADDRESSING MODE OF OLD PSW
		1... ..		RBOPSW31	"X'80'" - ADDRESSING MODE OF OLD PSW
24	(18)	ADDRESS	4		- SYSTEM-DEPENDENT FIELD
28	(1C)	ADDRESS	4	RBLINK(0)	- SAME AS RBLINKB BELOW. THIS OFFSET FIXED BY ARCHITECTURE. (MDC307)
28	(1C)	ADDRESS	4	XRBLNK(0)	- SAME AS RBLINKB BELOW
28	(1C)	SIGNED	1	RBWCF(0)	- NUMBER OF REQUESTS WAITING (WAIT COUNT) (ALL RB'S FOR OS/VS2)
28	(1C)	SIGNED	1	XRBT	- SAME AS RBWCF (ALL RB'S EXCEPT LPRB AND LRB FOR OS/VS1) (MDC301)
29	(1D)	ADDRESS	3	RBLINKB(0)	- ADDRESS OF PREVIOUS RB, OR ADDRESS OF TCB WHEN THIS IS FIRST RB ON THE QUEUE (ALL RB'S FOR OS/VS2)

Table 803. Structure RBPRFX (continued)

Offset Dec	Offset Hex	Type	Len	Name(Dim)	Description
29	(1D)	ADDRESS	3	XRBLNKA	- SAME AS RBLINKB (ALL RB'S EXCEPT LPRB AND LRB FOR OS/VS1) (MDC302)
32	(20)	CHARACTER	64	RBGRSAVE(0)	- GENERAL REGISTER SAVE AREA. THIS OFFSET FIXED BY ARCHITECTURE. (SVRB-BOTH, IRB, TIRB FOR OS/VS2) (MDC308)
32	(20)	CHARACTER	64	XRBBREG(0)	- SAME AS RBGRSAVE (IRB, SIRB, SVRB FOR OS/VS1)
32	(20)	SIGNED	4	RBGRS0(0)	- SAVE AREA FOR GENERAL REGISTER 0
32	(20)	SIGNED	4	XRBBREG0	- SAME AS RBGRS0
36	(24)	SIGNED	4	RBGRS1(0)	- SAVE AREA FOR GENERAL REGISTER 1
36	(24)	SIGNED	4	XRBBREG1	- SAME AS RBGRS1
40	(28)	SIGNED	4	RBGRS2(0)	- SAVE AREA FOR GENERAL REGISTER 2
40	(28)	SIGNED	4	XRBBREG2	- SAME AS RBGRS2
44	(2C)	SIGNED	4	RBGRS3(0)	- SAVE AREA FOR GENERAL REGISTER 3
44	(2C)	SIGNED	4	XRBBREG3	- SAME AS RBGRS3
48	(30)	SIGNED	4	RBGRS4(0)	- SAVE AREA FOR GENERAL REGISTER 4
48	(30)	SIGNED	4	XRBBREG4	- SAME AS RBGRS4
52	(34)	SIGNED	4	RBGRS5(0)	- SAVE AREA FOR GENERAL REGISTER 5
52	(34)	SIGNED	4	XRBBREG5	- SAME AS RBGRS5
56	(38)	SIGNED	4	RBGRS6(0)	- SAVE AREA FOR GENERAL REGISTER 6
56	(38)	SIGNED	4	XRBBREG6	- SAME AS RBGRS6
60	(3C)	SIGNED	4	RBGRS7(0)	- SAVE AREA FOR GENERAL REGISTER 7
60	(3C)	SIGNED	4	XRBBREG7	- SAME AS RBGRS7
64	(40)	SIGNED	4	RBGRS8(0)	- SAVE AREA FOR GENERAL REGISTER 8
64	(40)	SIGNED	4	XRBBREG8	- SAME AS RBGRS8
68	(44)	SIGNED	4	RBGRS9(0)	- SAVE AREA FOR GENERAL REGISTER 9
68	(44)	SIGNED	4	XRBBREG9	- SAME AS RBGRS9
72	(48)	SIGNED	4	RBGRS10(0)	- SAVE AREA FOR GENERAL REGISTER 10
72	(48)	SIGNED	4	XRBBREG10	- SAME AS RBGRS10
76	(4C)	SIGNED	4	RBGRS11(0)	- SAVE AREA FOR GENERAL REGISTER 11
76	(4C)	SIGNED	4	XRBBREG11	- SAME AS RBGRS11
80	(50)	SIGNED	4	RBGRS12(0)	- SAVE AREA FOR GENERAL REGISTER 12
80	(50)	SIGNED	4	XRBBREG12	- SAME AS RBGRS12
84	(54)	SIGNED	4	RBGRS13(0)	- SAVE AREA FOR GENERAL REGISTER 13
84	(54)	SIGNED	4	XRBBREG13	- SAME AS RBGRS13
88	(58)	SIGNED	4	RBGRS14(0)	- SAVE AREA FOR GENERAL REGISTER 14
88	(58)	SIGNED	4	XRBBREG14	- SAME AS RBGRS14
92	(5C)	SIGNED	4	RBGRS15(0)	- SAVE AREA FOR GENERAL REGISTER 15
92	(5C)	SIGNED	4	XRBBREG15	- SAME AS RBGRS15
96	(60)	DBL WORD	8	(0)	
96	(60)	CHARACTER	48	RBEXSAVE(0)	- EXTENDED SAVE AREA FOR SVC ROUTINES (SVRB-BOTH) (OS/VS2) RBEXSAVE is an interface only for the owner of the type 2,3,4 SVC for which this RB was created. That owner may use this area as it chooses.
96	(60)	DBL WORD	8	XRBESEA(10)	- SVRB - EXTENDED SAVE AREA OF UP TO TEN DOUBLEWORDS REQUESTED FOR SVC ROUTINE (OS/VS1) (MDC303)
-64	(-40)	DBL WORD	8	(0)	



Table 803. Structure RBPRFX (continued)

Offset Dec	Offset Hex	Type	Len	Name(Dim)	Description
-64	(-40)	X'0'	0	RBPREFIX	"*" - RBSECPTR-64
-64	(-40)	ADDRESS	4	RBRVS012	- RESERVED
-60	(-3C)	ADDRESS	4	RBRVS013	- RESERVED
-56	(-38)	SIGNED	2	RBRVS014	- RESERVED
-54	(-36)	BITSTRING	1	RBRVS015	- RESERVED
-53	(-35)	BITSTRING	1	RBRVS016	- RESERVED
-52	(-34)	BITSTRING	1	RBRVS017	- RESERVED
-51	(-33)	BITSTRING	1	RBRVS018	- RESERVED
-50	(-32)	BITSTRING	1	RBRVS019	- RESERVED
		1... ..		RBRVS020	"X'80',,C'X'" - RESERVED
		.1.. ....		RBRVS021	"X'40',,C'X'" - RESERVED
		..1. ....		RBRVS022	"X'20',,C'X'" - RESERVED
		...1 ....		RBRVS023	"X'10',,C'X'" - RESERVED
		.... 1...		RBRVS024	"X'08',,C'X'" - RESERVED
		.... .1..		RBRVS025	"X'04',,C'X'" - RESERVED
		.... ..1.		RBRVS026	"X'02',,C'X'" - RESERVED
		.... ...1		RBRVS027	"X'01',,C'X'" - RESERVED
-49	(-31)	BITSTRING	1	RBRVS028	- RESERVED
		1... ..		RBRVS029	"X'80',,C'X'" - RESERVED
		.1.. ....		RBRVS030	"X'40',,C'X'" - RESERVED
		..1. ....		RBRVS031	"X'20',,C'X'" - RESERVED
		...1 ....		RBRVS032	"X'10',,C'X'" - RESERVED
		.... 1...		RBRVS033	"X'08',,C'X'" - RESERVED
		.... .1..		RBRVS034	"X'04',,C'X'" - RESERVED
		.... ..1.		RBRVS035	"X'02',,C'X'" - RESERVED
		.... ...1		RBRVS036	"X'01',,C'X'" - RESERVED
-48	(-30)	ADDRESS	4	RBRVS037	- RESERVED
-44	(-2C)	ADDRESS	4	RBRVS038	- RESERVED
-40	(-28)	SIGNED	2	RBRVS039	- RESERVED
-38	(-26)	BITSTRING	1	RBRVS040	- RESERVED
-37	(-25)	BITSTRING	1	RBRVS041	- RESERVED
		1... ..		RBRVS042	"X'80',,C'X'" - RESERVED
		.1.. ....		RBRVS043	"X'40',,C'X'" - RESERVED
		..1. ....		RBRVS044	"X'20',,C'X'" - RESERVED
		...1 ....		RBRVS045	"X'10',,C'X'" - RESERVED
		.... 1...		RBRVS046	"X'08',,C'X'" - RESERVED
		.... .1..		RBRVS047	"X'04',,C'X'" - RESERVED
		.... ..1.		RBRVS048	"X'02',,C'X'" - RESERVED
		.... ...1		RBRVS049	"X'01',,C'X'" - RESERVED
-36	(-24)	ADDRESS	4	RBRVS050	- RESERVED
-32	(-20)	DBL WORD	8	RBPRFXST(0)	- START OF ASSIGNED FIELDS IN RB PREFIX
-32	(-20)	ADDRESS	4	RBXSBB	- ADDRESS OF EXTENDED STATUS BLOCK (XSB). SERIALIZATION - TCBACTIV. OWNERSHIP - SUPERVISOR. (MDC347)
-28	(-1C)	SIGNED	2	RBRVS052	- RESERVED

Table 803. Structure RBPRFX (continued)

Offset Dec	Offset Hex	Type	Len	Name(Dim)	Description
-26	(-1A)	BITSTRING	1	RBKEYSTA	- THE KEY AND STATE OF THE IRB ROUTINE SPECIFIED IN RBEPA. NOTE: THIS BYTE IS COPIED INTO RBOPSW BYTE 1 BY STAGE 3
		1111 ....		RBKEY	"X'F0'" THE KEY OF THE IRB ROUTINE
		.... 11..		RBCIRB	"X'0C'" THIS IRB WAS CREATED BY CIRB
		.... ...1		RBSTATE	"X'01'" PROBLEM STATE IRB ROUTINE INDICATOR
-25	(-19)	BITSTRING	1	RBFLAGS2	- Second flag byte. This field is an interface only for bits RBABANA, RBABANS, RBABANR
		1... ....		RBXWAITA	"BIT0" - AMODE OF WAITER WHO HAS ENTERED EXPLICIT WAIT (1 => 31-BIT MODE)
		.1.. ....		RBRSV056	"X'40',,C'X'" - RESERVED
		..1. ....		RBRSV057	"X'20',,C'X'" - RESERVED
		...1 ....		RBRSV058	"X'10',,C'X'" - RESERVED
		.... 1...		RBRSV059	"X'08',,C'X'" - RESERVED
		.... .1..		RBABANR	"X'04',,C'X'" - This bit is provided for use by abend analysis products. When on, if an ESTAE-type recovery routine retries to this RB, the system will turn off bits RBABANA and RBABANS after doing any abdump processing, so that the bits will be off when the retry occurs. RBABANR is to be set/reset by the abend analysis product. product.
		.... ..1.		RBABANA	"X'02',,C'X'" - This bit is provided for use by abend analysis products. Abend analysis is currently active for this RB. RBABANA is to be set/reset by the abend analysis product.
		.... ...1		RBABANS	"X'01',,C'X'" - This bit is provided for use by abend analysis products. Initial abend analysis has been started for this RB RBABANS is to be set/reset by the abend analysis product
-24	(-18)	DBL WORD	8	(0)	
-24	(-18)	CHARACTER	16	RBRTOPSW(0)	- PROGRAM STATUS INFORMATION STORED AT TIME OF INTERRUPT CAUSING ENTRY INTO THE RTM MDC013
-24	(-18)	CHARACTER	8	RBRTPSW1	- FIRST DOUBLE WORD OF PSW - SYSTEM AND PROGRAM MASKS, KEY CONDITION CODE AND INSTRUCTION COUNTER MDC014
-16	(-10)	CHARACTER	8	RBRTPSW2(0)	- SECOND DOUBLE WORD OF PSW MDC015
-16	(-10)	CHARACTER	4	RBRTICIL(0)	- ILC AND INTERRUPT CODE MDC016
-16	(-10)	BITSTRING	1	RBRSV160	- RESERVED - SET TO ZERO IN LOW CORE BY HARDWARE MDC017
-15	(-F)	SIGNED	1	RBRTILC	- INSTRUCTION LENGTH COUNTER - NUMBER OF BYTES IN INSTRUCTION CAUSING INTERRUPT MDC018
-14	(-E)	SIGNED	2	RBRTINCD	- INTERRUPT CODE MDC019
-12	(-C)	ADDRESS	4	RBRTTRAN	- VIRTUAL ADDRESS CAUSING TRANSLATION EXCEPTION IF PROGRAM INTERRUPT 16, 17 OR 18. OTHERWISE, NOT USED. MDC020
-8	(-8)	BITSTRING	1	RBFLAGS1	- FLAG BYTE
		1... ....		RBSLOCK	"BIT0" - INDICATES THAT THIS RB IS NONDISPATCHABLE UNTIL THE SUPERVISOR LOCK (CVTSYLK) IS RESET (ALL RB'S)

Table 803. Structure RBPRFX (continued)

Offset Dec	Offset Hex	Type	Len	Name(Dim)	Description
		.1.. ....		RBXWAIT	"BIT1" - INDICATES THAT THE PROGRAM OPERATING UNDER THIS RB HAS ISSUED AN EXPLICIT (SVC) WAIT (ALL RB'S)
		..1. ....		RBABEND	"BIT2" - ABEND SVRB (SVRB-BOTH)
		...1 ....		RBXWPRM	"BIT3" - WAIT POST RESOURCE MANAGER REQUEST (MDC341)
		.... 1...		RBASIR	"BIT4" - ASIR IS RUNNING UNDER THIS RB ICB444
		.... .1..		RBLONGWT	"BIT5" - LONG WAIT ISSUED UNDER THIS RB MDC009
		.... ..1.		RBSCB	"BIT6" - SET BY SVC 60 TO INDICATE RB HAS AN ASSOCIATED ESTAE OR STAE EXIT MDC004
		.... ...1		RBSSSYN	"BIT7" - SYNCHRONIZED STATUS STOP PENDING FOR THIS RB MDC011
-7	(-7)	BITSTRING	1	RBFLAGS3	- FLAG BYTE. SERIALIZATION:LOCAL LOCK
		1... ....		RBWTECB	"X'80'" - WAIT WAS ISSUED WITH AN ECB PROVIDED
		.... ...1		RBDEBL	"X'01'" -
-6	(-6)	SIGNED	2	RBXWAITI	- EXPLICIT WAIT INDEX (MDC342)
-4	(-4)	SIGNED	4	RBWLIC(0)	- FULLWORD LABEL TO BE USED AS THE KEYFIELD NAME TO REPRESENT THE FIELDS WITHIN THIS WORD.
-4	(-4)	SIGNED	1	RBWCSA	- NUMBER OF REQUESTS WAITING AT TIME OF TERMINATION (WAIT COUNT SAVE AREA) (ALL RB'S)
-3	(-3)	CHARACTER	3	RBINTCDA(0)	- INTERRUPT CODE (ALL RB'S)
-3	(-3)	CHARACTER	1	RBINLNTH	- INSTRUCTION LENGTH CODE - 4 HIGH-ORDER BITS MUST BE ZERO. THIS OFFSET FIXED BY ARCHITECTURE. (ALL RB'S) (MDC343)
-2	(-2)	CHARACTER	2	RBINTCOD	- INTERRUPT CODE. THIS OFFSET FIXED BY ARCHITECTURE. (ALL RB'S) (MDC344)
0	(0)	CHARACTER	1	RBPRFXND(0)	- END OF RB PREFIX
0	(0)	DBL WORD	8	(0)	
0	(0)	X'40'	0	RBSECT	"*" - RBSECPTR - THIS IS THE START OF THE BASIC SECTION OF THE RB
0	(0)	ADDRESS	4	RBPPSAV(0)	- ADDRESS OF PROBLEM PROGRAM REGISTER SAVE AREA (IRB)
0	(0)	BITSTRING	1		- RBTMFLD
1	(1)	ADDRESS	3	RBPPSAV1	- ADDRESS OF PROBLEM PROGRAM REGISTER SAVE AREA (IRB)
4	(4)	CHARACTER	4	RBABOPSW	- AFTER EXECUTION OF TRANSIENT AREA HANDLER ROUTINE - FOUR LOW-ORDER BYTES OF NAME OF REQUESTED ROUTINE (SVRB-TRANS) MDC012
8	(8)	SIGNED	2	RBSIZE	- SIZE OF THIS RB IN DOUBLEWORDS (ALL RB'S)
10	(A)	BITSTRING	2	(0)	- RBSTAB
10	(A)	BITSTRING	1		- RBSTAB1
		111. ....		RBFTP	"BIT0+BIT1+BIT2" TYPE OF RB
		.... ....		RBFTP RB	"X'00'" - PRB
		.11. ....		RBFTTIRB	"BIT1+BIT2" - TIRB ICB417
		.1.. ....		RBFTIRB	"BIT1" - IRB
		1... ....		RBFTSIRB	"BIT0" - SIRB

Table 803. Structure RBPRFX (continued)

Offset Dec	Offset Hex	Type	Len	Name(Dim)	Description
		11.. ....		RBFTSVRB	"BIT0+BIT1" - SVRB
		...1 ....		RBTRSVRB	"BIT3" - IF RBTRSVRB=0 AND RBCDE=0, THEN TYPE 2 SVC IN NUCLEUS. IF RBTRSVRB=0 AND RBCDE1 NOT 0, THEN SECOND OR SUBSEQUENT LOAD OF TYPE 4 SVC IN FIXED OR MODIFIED LPA (RBCDE1 = ADDRESS OF CDE). IF RBTRSVRB=1 AND RBCDE1=0, THEN TYPE 3 OR FIRST LOAD OF TYPE 4 SVC IN PAGED, FIXED OR MODIFIED LPA. IF RBTRSVRB=1 AND RBCDE1 NOT 0, THEN SECOND OR SUBSEQUENT LOAD OF TYPE 4 SVC IN PAGED LPA (RBCDE1 = ADDRESS OF LPDE).
		...1 ....		RBFNsvRB	"BIT3" - ALIAS FOR RBTRSVRB
		.... 1...		RBWAITP	"BIT4" - INDICATES THAT AN ECB IS POINTING AT THE RB. ICB416
RBFTCKPT EQU BIT5 - SEE COMMON SECTION					
		.... ..1.		RBATNXIT	"BIT6" - THIS IRB IS AN ATTENTION IRB ICB444
		.... ...1		RBPMsvRB	"BIT7" - THIS IS A PROGRAM MANAGER SVRB - VALID ONLY ON LINK, LOAD, XCTL OR ATTACH (MDC305)
11	(B)	BITSTRING	1		- RBSTAB2
RBTCBNXT EQU BIT0 - SEE COMMON SECTION RBFACTV EQU BIT1 - SEE COMMON SECTION					
		..1. ....		RBATTN	"BIT2" - EXITING PROGRAM IS AN ATTENTION EXIT (IRB)
		...1 ....		RBETXR	"BIT3" - IRB IS FOR AN ETXR EXIT ROUTINE
		...1 ....		RBUSIQE	"BIT3" - SAME AS RBETXR ICB444
		.... 11..		RBIQETP	"BIT4+BIT5" -
		.... ....		RBRQENR	"X'00'" - REQUEST QUEUE ELEMENT IS NOT TO BE RETURNED
		.... .1..		RBIRBAER	"BIT5" - IRB HAS QUEUE ELEMENTS FOR ASYNCHRONOUSLY EXECUTED ROUTINES THAT ARE RQE'S
		.... 1...		RBIQENR	"BIT4" - IQE IS NOT TO BE RETURNED AT EXIT
		.... 11..		RBIRBAIQ	"BIT4+BIT5" - IRB HAS QUEUE ELEMENTS FOR ASYNCHRONOUSLY EXECUTED ROUTINES THAT ARE IQE'S
RBFDDYN EQU BIT6 - SEE COMMON SECTION RBECBWT EQU BIT7 - SEE COMMON SECTION					
12	(C)	ADDRESS	4	RBEP(0)	- ENTRY POINT ADDRESS OF ASYNCHRONOUSLY EXECUTED ROUTINE (IRB, SIRB)
		1... ....		RBEPM	"X'80'" - ADDRESSING MODE OF ROUTINE, IF RBEPD IS ON
12	(C)	ADDRESS	4	RBEPa(0)	- SAME AS RBEP
12	(C)	BITSTRING	3		- FIRST 3 BYTES OF EP ADDRESS
15	(F)	BITSTRING	1	RBEPBYT	BITS 0-6 = BITS 24-30 OF EP ADDR BIT 7 = EP ADDR BIT 31 = FLAG
		.... ...1		RBEPD	"X'01'" - BIT 31 INDICATES RBEP IS POINTER-DEFINED (BIT 0 IS AMODE)
16	(10)	CHARACTER	8		- RBOPSW

Table 803. Structure RBPRFX (continued)

Offset Dec	Offset Hex	Type	Len	Name(Dim)	Description
24	(18)	ADDRESS	4	RBPGMQ(0)	- SAME AS RBPGMQ1 BELOW
24	(18)	BITSTRING	1		- ZERO
25	(19)	ADDRESS	3	RBPGMQ1	- ADDRESS OF RB INDICATING A REQUEST TO USE SAME SERIALLY REUSABLE PROGRAM (SVRB-RES, PRB)
28	(1C)	ADDRESS	4	(0)	- RBLINK
28	(1C)	SIGNED	1	(0)	- RBWCF
28	(1C)	SIGNED	1	RBSCF	- RB SUSPENDED COUNT (MDC339)
29	(1D)	ADDRESS	3		- RBLINKB
32	(20)	CHARACTER	64		- RBGRSAVE
96	(60)	SIGNED	4	IRBEND(0)	- END OF IRB UNLESS OPTIONAL FIELDS RBNEXAV AND RBIQEWK ARE PRESENT
96	(60)	CHARACTER	48	(0)	- RBEXSAVE
96	(60)	ADDRESS	4	RBRVS135	- RESERVED
100	(64)	SIGNED	2	RBRVS136	- RESERVED
102	(66)	BITSTRING	1	RBRVS137	- RESERVED
103	(67)	BITSTRING	1	RBRVS138	- RESERVED
		1... ....		RBRVS139	"X'80',,C'X'" - RESERVED
		.1.. ....		RBRVS140	"X'40',,C'X'" - RESERVED
		..1. ....		RBRVS141	"X'20',,C'X'" - RESERVED
		...1 ....		RBRVS142	"X'10',,C'X'" - RESERVED
		.... 1...		RBRVS143	"X'08',,C'X'" - RESERVED
		.... .1..		RBRVS144	"X'04',,C'X'" - RESERVED
		.... ..1.		RBRVS145	"X'02',,C'X'" - RESERVED
		.... ...1		RBRVS146	"X'01',,C'X'" - RESERVED
104	(68)	SIGNED	4	PRBEND(0)	- END OF PRB
104	(68)	SIGNED	4	TIRBEND(0)	- END OF TIRB
104	(68)	CHARACTER	40		- LAST 40 BYTES OF RBEXSAVE
144	(90)	CHARACTER	24	RBSCBB(0)	- AREA CONTAINING STAE CONTROL BLOCK (SCB) (SVRB ONLY) (MDC347)
144	(90)	ADDRESS	4	RBSCHAIN	- POINTER TO NEXT SCB ON CHAIN (MDC306)
148	(94)	ADDRESS	4	RBSEXIT	- POINTER TO USER WRITTEN EXIT ROUTINE (MDC307)
152	(98)	ADDRESS	4	RBSPARM(0)	- ADDRESS OF PARAMETER LIST FOR STA EXIT (MDC308)
152	(98)	BITSTRING	1	RBSFLGS1	- FIRST FLAG BYTE (MDC309)
		1... ....		RBSSTAI	"BIT0" - STAI SCB (MDC310)
		.1.. ....		RBSSTAR	"BIT1" - STAR SCB. SCB IF FOR STAE IF NEITHER RBSSTAI NOR RBSSTAR BIT IS SET ON. (MDC311)
		..1. ....		RBSDUMMY	"BIT2" - DUMMY SCB (WILL NOT BE SCHEDULED) (MDC312)
		...1 ....		RBSESTAE	"BIT3" - ESTAE INDICATOR (MDC313)
		.... 1...		RBRVS162	"BIT4" - RESERVED
		.... .1..		RBSASYNC	"BIT5" - ALLOW ASYNCHRONOUS INTERRUPTS (MDC314)
		.... ..11		RBSIOPRC	"BIT6+BIT7" - I/O PROCESSING OPTION. BOTH BITS OFF MEANS QUIESCE I/O. BOTH BITS ON IS NOT DEFINED. (MDC315)

Table 803. Structure RBPRFX (continued)

Offset Dec	Offset Hex	Type	Len	Name(Dim)	Description
		.... ..1.		RBSNOIOP	"BIT6" - BYPASS I/O INTERVENTION (MDC316)
		.... ...1		RBSHALT	"BIT7" - HALT I/O (MDC317)
153	(99)	ADDRESS	3	RBSPARMA	- ADDRESS OF PARAMETER LIST FOR STA EXIT (MDC318)
156	(9C)	ADDRESS	4	RBSOWNR(0)	- TCB/RB ADDRESS CONTROLLING THIS SCB (MDC319)
156	(9C)	BITSTRING	1	RBSFLGS2	- SECOND FLAG BYTE (MDC320)
		1... ....		RBSAMODE	"BIT0" - USER IS IN 31 BIT ADDRESSING MODE
		.1.. ....		RBSXCTL2	"BIT1" - RETAIN THIS SCB ACROSS XCTL (MDC321)
		..1. ....		RBRSV164	"BIT2" - RESERVED
		...1 ....		RBSINUSE	"BIT3" - THIS SCB IN USE (MDC322)
		.... 1...		RBRSV165	"BIT4" - RESERVED
		.... .1..		RBRSV166	"BIT5" - RESERVED
		.... ..1.		RBSKEY0	"BIT6" - USER IN KEY 0 (MDC323)
		.... ...1		RBSUPER	"BIT7" - USER IN SUPERVISOR MODE (MDC324)
157	(9D)	ADDRESS	3	RBSOWNRA	- RB ADDRESS IF STAE/STAR, TCB ADDRESS IF STAI (MDC325)
160	(A0)	SIGNED	4	RBSDATA(0)	- FLAGS AND DATA FIELD (MDC326)
160	(A0)	BITSTRING	1	RBSFLG3	- OPTION FLAGS (MDC327)
		1... ....		RBRSV167	"BIT0" - RESERVED
		.1.. ....		RBSTERMI	"BIT1" - AUTHORIZED FOR TERM PROCESSING (MDC328)
		..1. ....		RBSRECRD	"BIT2" - ERROR RECORD TO BE WRITTEN TO THE LOGREC DATA SET (MDC329)
		...1 ....		RBSCNCEL	"BIT3" - SCB IS LOGICALLY CANCELED (MDC330)
		.... 1...		RBSPRNTR	"BIT4" - SCB IS PREVIOUSLY ENTERED (MDC331)
		.... .1..		RBSBRNTR	"BIT5" - BRANCH ENTERED SVC 60 (MDC332)
		.... ..1.		RBSTERMO	"BIT6" - TERM PROCESSING ONLY (MDC333)
		.... ...1		RBRSV168	"BIT7" - RESERVED
161	(A1)	CHARACTER	1	RBSPKEY	- PROGRAM KEY (MDC334)
162	(A2)	CHARACTER	1	RBSID	- SCB IDENTIFIER (MDC335)
163	(A3)	BITSTRING	1	RBRSV169	- RESERVED (MDC336)
164	(A4)	ADDRESS	4	RBSXPTR	- POINTER TO SCB EXTENSION (SCBX) (MDC347)
168	(A8)	SIGNED	4	SIRBEND(0)	- END OF SIRB MDC021-MDC022
168	(A8)	SIGNED	4	RBFE Parm(6)	- PARAMETER AREA FOR ROUTINES THAT USE FSTAE AND DEFAULT TO USE THIS AREA (I.E., DO NOT CODE PARAM=) (MDC337)
192	(C0)	CHARACTER	16	RBSCBX(0)	- AREA CONTAINING STAE CONTROL BLOCK EXTENSION(SCBX) (SVRB ONLY)
192	(C0)	CHARACTER	12		- FIRST 12 BYTES OF RBSCBX
204	(CC)	ADDRESS	4	RBSXPARM	- 31-BIT PARAMETER LIST ADDRESS
208	(D0)	SIGNED	4	SVRBEND(0)	- END OF SVRB (BOTH) (MDC338)
12	(C)	ADDRESS	4	RBCDE(0)	- SAME AS RBCDE1 BELOW

Table 803. Structure RBPRFX (continued)

Offset Dec	Offset Hex	Type	Len	Name(Dim)	Description
12	(C)	BITSTRING	1	RBCDFLGS	- CONTROL FLAGS
		1... ....		RBNOCCELL	"BIT0" - EXIT SHOULD FREEMAIN THIS SVRB RATHER THAN FREECELL MDC008
		.1.. ....		RBRSV009	"BIT1,,C'X'" - RESERVED
		..1. ....		RBCDATCH	"BIT2" - CONTENTS SUPERVISION HAS BEEN ENTERED VIA ATTACH ICB444
		...1 ....		RBCDSAVE	"BIT3" - EXIT WILL LOAD REGISTERS FROM PRB ON RETURN FROM SYNCH TO ROUTINE (MDC345)
		.... 1...		RBCDNODE	"BIT4" - NO DE SAVE AREA REQUIRED ICB444
		.... .1..		RBCDSYNCH	"BIT5" - SYNCH MACRO INSTRUCTION REQUESTED
		.... ..1.		RBCDXCTL	"BIT6" - XCTL MACRO INSTRUCTION REQUESTED
		.... ...1		RBCDLOAD	"BIT7" - LOAD MACRO INSTRUCTION REQUESTED
13	(D)	ADDRESS	3	RBCDE1	- ADDRESS OF CDE, ADDRESS OF LPDE OR ZERO (SEE COMMENTS FOR BIT RBTRSVRB)
24	(18)	ADDRESS	4	RBSQE(0)	- SAME AS RBSQEA BELOW
24	(18)	SIGNED	1		- RBUSE - CONTAINS ZEROS
25	(19)	ADDRESS	3	RBSQEA	- CHAIN OF SUPERVISOR QUEUE ELEMENTS (SQE'S) WHICH REPRESENT ASYNCHRONOUS SUPERVISOR SERVICE REQUESTS RELATED TO TCB UNDER WHICH TIRB IS PRESENTLY OPERATING (TIRB)
24	(18)	ADDRESS	4	RBIQE(0)	- LIST ORIGIN FOR IQE (IRB)
24	(18)	SIGNED	1	RBUSE	- USE COUNT USED BY ATTACH (IRB)
25	(19)	ADDRESS	3	RBIQE1	- LIST ORIGIN FOR IQE (IRB)
24	(18)	SIGNED	4	RBIQE2(0)	
24	(18)	SIGNED	4	RBIQEA	- LIST ORIGIN FOR RQE (IRB WITH 4-BYTE LINK FIELD SEGMENT, SIRB) MDC006
96	(60)	ADDRESS	4	RBNEAV	- ADDRESS OF NEXT AVAILABLE IQE (IRB)
100	(64)	SIGNED	4	RBIQEWK	- IQE WORK SPACE, VARIABLE LENGTH, MAXIMUM SIZE IS 2036 BYTES (IRB)
96	(60)	CHARACTER	64	RBSIRBWA	- SIRB WORK AREA MDC022
160	(A0)	ADDRESS	4	RBRSV161	- RESERVED - RBRSV148 FOLLOWS THIS FIELD
160	(A0)	X'40'	0	SIRBWALN	"64" - LENGTH OF RBSIRBWA MDC023
160	(A0)	X'40'	0	RBPRFXLN	"RBPRFXND-RBPRFXST" - TOTAL PREFIX LENGTH INCLUDING AREA RESERVED FOR FUTURE EXPANSION
160	(A0)	X'20'	0	RBPRFLNA	"RBPRFXND-RBPRFXST" - ASSIGNED PREFIX LENGTH
160	(A0)	X'88'	0	PRBLEN	"PRBEND-RBPRFXST" - REAL PRB LENGTH FOR GETMAIN
160	(A0)	X'C8'	0	SIRBLEN	"SIRBEND-RBPRFXST" - REAL SIRB LENGTH FOR GETMAIN
160	(A0)	X'88'	0	TIRBLEN	"TIRBEND-RBPRFXST" - REAL TIRB LENGTH FOR GETMAIN
160	(A0)	X'80'	0	IRBLEN	"IRBEND-RBPRFXST" - REAL IRB LENGTH FOR GETMAIN UNLESS OPTIONAL FIELDS ARE ALSO PRESENT
160	(A0)	X'F0'	0	SVRBLN	"SVRBEND-RBPRFXST" - REAL SVRB LENGTH FOR GETMAIN

Table 804. Cross Reference for RB

Name	Offset	Hex Tag
IRBEND	60	
IRBLEN	A0	80
PRBEND	68	
PRBLEN	A0	88
RBABANA	-19	2
RBABANR	-19	4
RBABANS	-19	1
RBABEND	-8	20
RBABOPSW	4	
RBASIR	-8	8
RBATNXIT	A	2
RBATTN	B	20
RBBASIC	-40	40
RBCDATCH	C	20
RBCDE	C	
RBCDE1	D	
RBCDFLGS	C	
RBCDLOAD	C	1
RBCDNODE	C	8
RBCDSAVE	C	10
RBCDSYNC	C	4
RBCDXCTL	C	2
RBCIRB	-1A	C
RBDEBL	-7	1
RBECBWT	B	1
RBEP	C	
RBEPA	C	
RBEPLBYT	F	
RBEPM	C	80
RBEPD	F	1
RBETXR	B	10
RBEXRTNM	0	
RBEXSAVE	60	
RBFACV	B	40
RBFDYN	B	2
RBFE Parm	A8	
RBFLAGS1	-8	
RBFLAGS2	-19	
RBFLAGS3	-7	



Table 804. Cross Reference for RB (continued)

Name	Offset	Hex Tag
RBFNsvRB	A	10
RBFTCKPT	A	4
RBFTIRB	A	40
RBFTP	A	E0
RBFTPRB	A	0
RBFTSIRB	A	80
RBFTSVRB	A	C0
RBFTTIRB	A	60
RBGRSAVE	20	
RBGRS0	20	
RBGRS1	24	
RBGRS10	48	
RBGRS11	4C	
RBGRS12	50	
RBGRS13	54	
RBGRS14	58	
RBGRS15	5C	
RBGRS2	28	
RBGRS3	2C	
RBGRS4	30	
RBGRS5	34	
RBGRS6	38	
RBGRS7	3C	
RBGRS8	40	
RBGRS9	44	
RBINLNTH	-3	
RBINTCDA	-3	
RBINTCOD	-2	
RBIQE	18	
RBIQEA	18	
RBIQENR	B	8
RBIQETP	B	C
RBIQEWK	64	
RBIQE1	19	
RBIQE2	18	
RBIRBAER	B	4
RBIRBAIQ	B	C
RBKEY	-1A	F0
RBKEYSTA	-1A	

Table 804. Cross Reference for RB (continued)

Name	Offset	Hex Tag
RBLINK	1C	
RBLINKB	1D	
RBLONGWT	-8	4
RBNEXAV	60	
RBNOCCELL	C	80
RBOPER	10	40
RBOPSW	10	
RBOPSWA	14	
RBOPSWB1	10	
RBOPSWB2	11	
RBOPSWB4	13	
RBOPSWM	14	80
RBOPSWPS	11	1
RBOPSW31	14	80
RBOPSW64	13	1
RBPGMQ	18	
RBPGMQ1	19	
RBPM SVRB	A	1
RBPPSAV	0	
RBPPSAV1	1	
RBPREFIX	-40	0
RBPRFLNA	A0	20
RBPRFX	-40	
RBPRFXLN	A0	40
RBPRFXND	0	
RBPRFXST	-20	
RBRQENR	B	0
RBRREQ	0	3
RBR SV005	0	20
RBR SV009	C	40
RBR SV012	-40	
RBR SV013	-3C	
RBR SV014	-38	
RBR SV015	-36	
RBR SV016	-35	
RBR SV017	-34	
RBR SV018	-33	
RBR SV019	-32	
RBR SV020	-32	80

Table 804. Cross Reference for RB (continued)

Name	Offset	Hex Tag
RBRSV021	-32	40
RBRSV022	-32	20
RBRSV023	-32	10
RBRSV024	-32	8
RBRSV025	-32	4
RBRSV026	-32	2
RBRSV027	-32	1
RBRSV028	-31	
RBRSV029	-31	80
RBRSV030	-31	40
RBRSV031	-31	20
RBRSV032	-31	10
RBRSV033	-31	8
RBRSV034	-31	4
RBRSV035	-31	2
RBRSV036	-31	1
RBRSV037	-30	
RBRSV038	-2C	
RBRSV039	-28	
RBRSV040	-26	
RBRSV041	-25	
RBRSV042	-25	80
RBRSV043	-25	40
RBRSV044	-25	20
RBRSV045	-25	10
RBRSV046	-25	8
RBRSV047	-25	4
RBRSV048	-25	2
RBRSV049	-25	1
RBRSV050	-24	
RBRSV052	-1C	
RBRSV056	-19	40
RBRSV057	-19	20
RBRSV058	-19	10
RBRSV059	-19	8
RBRSV135	60	
RBRSV136	64	
RBRSV137	66	
RBRSV138	67	

Table 804. Cross Reference for RB (continued)

Name	Offset	Hex Tag
RBRSV139	67	80
RBRSV140	67	40
RBRSV141	67	20
RBRSV142	67	10
RBRSV143	67	8
RBRSV144	67	4
RBRSV145	67	2
RBRSV146	67	1
RBRSV160	-10	
RBRSV161	A0	
RBRSV162	98	8
RBRSV164	9C	20
RBRSV165	9C	8
RBRSV166	9C	4
RBRSV167	A0	80
RBRSV168	A0	1
RBRSV169	A3	
RBRTICIL	-10	
RBRTILC	-F	
RBRTINCD	-E	
RBRTOPSW	-18	
RBRTPSW1	-18	
RBRTPSW2	-10	
RBRTAN	-C	
RBSAMODE	9C	80
RBSASYNC	98	4
RBSBRNTR	A0	4
RBSCB	-8	2
RBSCBB	90	
RBSCBX	C0	
RBSCF	1C	
RBSCHAIN	90	
RBSCNCEL	A0	10
RBSDATA	A0	
RBSDUMMY	98	20
RBSECT	0	40
RBSESTAE	98	10
RBSEXIT	94	
RBSFLGS1	98	

Table 804. Cross Reference for RB (continued)

Name	Offset	Hex Tag
RBSFLGS2	9C	
RBSFLG3	A0	
RBSHALT	98	1
RBSID	A2	
RBSINUSE	9C	10
RBSIOPRC	98	3
RBSIRBWA	60	
RBSIZE	8	
RBSKEY0	9C	2
RBSLOCK	-8	80
RBSNOIOP	98	2
RBSOWNR	9C	
RBSOWNRA	9D	
RBSPARM	98	
RBSPARMA	99	
RBSPKEY	A1	
RBSPRNTR	A0	8
RBSQE	18	
RBSQEA	19	
RBSRECRD	A0	20
RBSSSYN	-8	1
RBSSTAI	98	80
RBSSTAR	98	40
RBSSUPER	9C	1
RBSTAB	A	
RBSTAB1	A	
RBSTAB2	B	
RBSTATE	-1A	1
RBSTERMI	A0	40
RBSTERMO	A0	2
RBSXCTL2	9C	40
RBSXPARM	CC	
RBSXPTR	A4	
RBTCBNXT	B	80
RBTMCMP	0	8
RBTMFLD	0	
RBTMIND2	0	4
RBTMIND3	0	3
RBTMQUE	0	80

Table 804. Cross Reference for RB (continued)

Name	Offset	Hex Tag
RBTMTOD	0	40
RBTRREQ	0	0
RBTRSVRB	A	10
RBUSE	18	
RBUSIQE	B	10
RBWAITP	A	8
RBWCF	1C	
RBWCSA	-4	
RBWLIC	-4	
RBWLIM	0	10
RBWREQ	0	1
RBWTECB	-7	80
RBXSB	-20	
RBXWAIT	-8	40
RBXWAITA	-19	80
RBXWAITI	-6	
RBXWPRM	-8	10
SIRBEND	A8	
SIRBLEN	A0	C8
SIRBWALN	A0	40
SVRBEND	D0	
SVRBLEN	A0	F0
TIRBEND	68	
TIRBLEN	A0	88
XRBACTV	B	40
XRBACKPT	A	4
XRBESE	60	
XRBFRRB	B	2
XRBLNK	1C	
XRBLNKA	1D	
XRBPSPW	10	
XRBBREG	20	
XRBBREG0	20	
XRBBREG1	24	
XRBBREG10	48	
XRBBREG11	4C	
XRBBREG12	50	
XRBBREG13	54	
XRBBREG14	58	

Table 804. Cross Reference for RB (continued)

Name	Offset	Hex	Tag
XRBREG15	5C		
XRBREG2	28		
XRBREG3	2C		
XRBREG4	30		
XRBREG5	34		
XRBREG6	38		
XRBREG7	3C		
XRBREG8	40		
XRBREG9	44		
XRBTCBP	B		80
XRWAIT	B		1
XRBT	1C		
XSTAB	A		
XSTAB1	A		
XSTAB2	B		

## RBCB information

### RBCB heading information

<b>Common name:</b>	Recovery Termination Management Recording Buffer Control Block
<b>Macro ID:</b>	RTMRBCB
<b>DSECT name:</b>	None
<b>Owning component:</b>	Recovery Termination Manager (SCRTM)
<b>Eye-catcher ID:</b>	None
<b>Storage attributes:</b>	Subpool: 239 Key: 0
<b>Size:</b>	100 bytes
<b>Created by:</b>	IEAVNPA6
<b>Pointed to by:</b>	CVTRBCB field of the CVT
<b>Serialization:</b>	Individual fields serialized by CS instructions.
<b>Function:</b>	The RTMRBCB maps the central control block of the Recording Facility.

### RBCB mapping

Table 805. Structure RBCB

Offset Dec	Offset Hex	Type	Len	Name (Dim)	Description
0	(0)	STRUCTURE	100	RBCB	
0	(0)	CHARACTER	4	RBCBRBCB	Acronym field of RBCB

Table 805. Structure RBCB (continued)

Offset Dec	Offset Hex	Type	Len	Name (Dim)	Description
4	(4)	SIGNED	4	RBCBECB	Recording ECB WAITed on by record task, POSTed by record request routine
8	(8)	CHARACTER	4	RBCBFLGS	Information flags.
8	(8)	BITSTRING	1	RBCBFLG1	First flag byte.
		1... ....		RBCBRPER	Recording permanent error
		.1... ....		RBCBSIU	On/SRB in use, off/SRB not in use.
		..11 1111		*	Reserved
9	(9)	CHARACTER	3	*	Reserved
12	(C)	SIGNED	4	RBCBLCNT	Count of lost records
16	(10)	CHARACTER	16	RBCBBDAT	Buffer ptrs and lengths
16	(10)	ADDRESS	4	RBCBLRCB	Address of LOGREC buffer
20	(14)	SIGNED	4	RBCBLLEN	Length of LOGREC buffer
24	(18)	ADDRESS	4	RBCBWRCB	Address of WTO buffer
28	(1C)	SIGNED	4	RBCBWLEN	Length of WTO buffer
32	(20)	CHARACTER	24	RBCBPDAT	Maximum and current allocation of buffer partitions
32	(20)	SIGNED	4	RBCBHMAX	Hardware maximum
36	(24)	SIGNED	4	RBCBHSIZ	Hardware current
40	(28)	SIGNED	4	RBCBCMAX	SYMREC maximum
44	(2C)	SIGNED	4	RBCBCSIZ	SYMREC current
48	(30)	SIGNED	4	RBCBSMAX	Software maximum
52	(34)	SIGNED	4	RBCBSSIZ	Software current
56	(38)	CHARACTER	44	RBCBSRB	SRB used to POST the Recording task

Table 806. Cross Reference for RBCB

Name	Offset	Hex	Tag
RBCB	0		
RBCBBDAT	10		
RBCBCMAX	28		
RBCBCSIZ	2C		
RBCBECB	4		
RBCBFLGS	8		
RBCBFLG1	8		
RBCBHMAX	20		
RBCBHSIZ	24		
RBCBLCNT	C		
RBCBLLEN	14		
RBCBLRCB	10		
RBCBPDAT	20		
RBCBRBCB	0		
RBCBRPER	8		80
RBCBSIU	8		40



Table 806. Cross Reference for RCB (continued)

Name	Offset	Hex Tag
RBCBSMAX	30	
RBCBSRB	38	
RBCBSSIZ	34	
RBCBWLEN	1C	
RBCBWRCB	18	

## RCB information

### RCB heading information

<b>Common name:</b>	RTM Recording Control Buffer Control Block
<b>Macro ID:</b>	RTMRCB
<b>DSECT name:</b>	None
<b>Owning component:</b>	Recovery Termination Manager (SCRTM)
<b>Eye-catcher ID:</b>	None
<b>Storage attributes:</b>	Subpool: 239 Key: 0
<b>Size:</b>	96 bytes
<b>Created by:</b>	IEAVNPA6
<b>Pointed to by:</b>	RBCBLRCB field of the RCB (LOGREC buffer) RBCBWRCB field of the RCB (WTO buffer)
<b>Serialization:</b>	Individual fields serialized by CS instructions.
<b>Function:</b>	The first 96 bytes is the Control portion of the buffer which maintains the current status of buffer usage. The remaining area is the actual buffer space.

### RCB mapping

Table 807. Structure RCB

Offset Dec	Offset Hex	Type	Len	Name (Dim)	Description
0	(0)	STRUCTURE	*	RCB	Record Control Block
0	(0)	CHARACTER	96	RCBCNTL	Control portion of buffer
0	(0)	CHARACTER	4	RCBRCB	Acronym field for RCB
4	(4)	ADDRESS	4	RCBBUFB	Beginning of buffer area
8	(8)	ADDRESS	4	RCBBUFE	End of buffer area
12	(C)	SIGNED	4	RCBTLNG	Total buffer length
16	(10)	CHARACTER	8	RCBCDS	Must be double word origin for CDS instruction.
16	(10)	ADDRESS	4	RCBFREE	Next free area in buffer
20	(14)	SIGNED	4	RCBFLNG	Length of free area
24	(18)	SIGNED	4	RCBACNT	Active count
28	(1C)	BITSTRING	4	RCBFLGS	Word of flags

Table 807. Structure RCB (continued)

Offset Dec	Offset Hex	Type	Len	Name (Dim)	Description
28	(1C)	CHARACTER	1	RCBBFLG	Buffer flags
		1... ....		RCBRTER	Temporary error
		.1... ....		RCBRERT	IEAVTRER temp error
		..11 1111		*	Reserved
29	(1D)	CHARACTER	3	*	Reserved
32	(20)	CHARACTER	64	*	Reserved
96	(60)	CHARACTER	*	RCBBUFRS	Buffer area for records

Table 808. Cross Reference for RCB

Name	Offset	Hex	Tag
RCB	0		
RCBACNT	18		
RCBBFLG	1C		
RCBBUFB	4		
RCBBUFE	8		
RCBBUFRS	60		
RCBCDS	10		
RCBCNTL	0		
RCBFLGS	1C		
RCBFLNG	14		
RCBFREE	10		
RCBRCB	0		
RCBRERT	1C		40
RCBRTER	1C		80
RCBTLNG	C		

## RCBE information

### RCBE heading information

<b>Common name:</b>	RTM Record Control Buffer Entry
<b>Macro ID:</b>	RTMRCBE
<b>DSECT name:</b>	RCBENTRY
<b>Owning component:</b>	Recovery Termination Manager (SCRTM)
<b>Eye-catcher ID:</b>	None
<b>Storage attributes:</b>	Subpool: 239 and 250 Key: 0
<b>Size:</b>	Variable
<b>Created by:</b>	IEAVTRER when a request for recording is made via the internal RECORD macro.

**Pointed to by:** Indirectly via control information in the RTMRCB.

**Serialization:** Compare and Swap on fields in the RCB.

**Function:** The RTMRCBE maps each entry in the RTMRCB buffer. It is built largely by IEAVTRER and contains information that is to be recorded as requested via the internal RECORD macro. IEAVTRET copies this information to a private buffer before writing it to LOGREC or via a WTO request. This mapping is also used by IEAVTREM at memory termination to determine if there are any incomplete entries that must be freed.

## RCBE mapping

Table 809. Structure RCBENTRY

Offset Dec	Offset Hex	Type	Len	Name (Dim)	Description
0	(0)	STRUCTURE	*	RCBENTRY	Map an entry in RTMRCB
0	(0)	CHARACTER	16	RCBECNTL	Header information
0	(0)	CHARACTER	8	RCBECTL1	First double word of header
0	(0)	UNSIGNED	2	RCBELEN	Entry length of data to be written. This does not include the errorid length for nonbuffered entries or the length of the timestamp for WTO entries
2	(2)	BITSTRING	2	RCBEFLGS	Flags describing this entry
2	(2)	BITSTRING	1	RCBEFLG1	First byte of flags
	1... ....			RCBELREC	On, LOGREC destined entry
	.1.. ....			RCBEWTO	On, WTO type entry
	..11 1111			*	(reserved)
3	(3)	BITSTRING	1	RCBEFLG2	Second byte of flags
	1... ....			RCBECOPY	On, entry was copied from sqa rcb to work buffer
	.1.. ....			RCBEWRAP	On, entry wraps RCB
	..1. ....			RCBEFRES	On, free nonbuffered entry
	...1 ....			RCBERIV	On, indicates entry is invalid
	.... 1...			RCBENBFR	On, nonbuffered entry
	.... .1..			RCBEPOST	On, POSTing required
	.... ..1.			RCBEERFG	On, errorid appended - Applies to nonbuffered entries only
	.... ...1			RCBERDY	On, entry is ready
4	(4)	CHARACTER	4	RCBEIDS	Word used in STCTL inst
4	(4)	UNSIGNED	2	RCBEHASI	ASID of home address space
6	(6)	UNSIGNED	2	RCBEPASI	ASID of primary address space
8	(8)	CHARACTER	8	RCBECTL2	Second dword of header
8	(8)	ADDRESS	4	RCBEECB	ECB to be POSTed
12	(C)	CHARACTER	1	RCBESUBP	Subpool number for frestor
13	(D)	UNSIGNED	1	RCBERTYP	LOGREC record type
14	(E)	UNSIGNED	2	RCBEASID	ASID for POSTing
16	(10)	CHARACTER	*	RCBEDATA	Start of data

Table 810. Cross Reference for RCBE

Name	Offset	Hex Tag
RCBEASID	E	
RCBECNTL	0	
RCBECOPY	3	80
RCBECTL1	0	
RCBECTL2	8	
RCBEDATA	10	
RCBEECB	8	
RCBEERFG	3	02
RCBEFLGS	2	
RCBEFLG1	2	
RCBEFLG2	3	
RCBEFRES	3	20
RCBEHASI	4	
RCBEIDS	4	
RCBELEN	0	
RCBELREC	2	80
RCBENBFR	3	08
RCBENTRY	0	
RCBEPASI	6	
RCBEPOST	3	04
RCBERDY	3	01
RCBERIV	3	10
RCBERTYP	D	
RCBESUBP	C	
RCBEWRAP	3	40
RCBEWTO	2	40

## RCE information

### RCE programming interface information

**ONLY** the following fields are part of the programming interface information:

- Rce\_ChangeAttributeApplied
- RCE\_DMEMTotalOnline2G
- RCE\_DMEMTotal2G
- RCE\_FREEMAINEDFRAMES
- RCE\_IARR2VREQAUTHYES
- RCE\_INORIGINENABLED
- RCE\_OA51647APPLIED
- Rce\_OnlineFrameCountAtIPL

- Rce\_SensitiveSupportApplied
- RCE\_USE2GT064GENABLE
- RCEABVFX
- RCEAEC
- RCEAFC
- RCEAFCLO
- RCEAFCOK
- RCEBELFX
- RCEBELPL
- RCEBELSF
- RCEBLPIA
- RCEBLPIE
- RCEBLSTA
- RCEBLSTE
- RCEBPPIA
- RCEBPPIE
- RCEBPSTA
- RCEBPSTE
- RCECOMBI
- RCECOMPI
- RCECOMPI1M
- RCECOMPO
- RCECOMPO1M
- RCECOMRC
- RCEDBFRM
- RCEDFC
- RCEDFRS
- RCEDRIPS
- RCEDRIRS
- RCEESINU
- RCEESPI
- RCEESPL
- RCEESREA
- RCEESSPI
- RCEESSPO
- RCEESST
- RCEESWRT
- RCEFIXB1
- RCEFIXB2
- RCEHSPEM
- RCEHSPER
- RCEHSPEW
- RCEHSPPI

- RCEHSPPO
- RCEHSPRR
- RCEHSPRW
- RCEHVCOMMONAUXSCM
- RCEHVCOMMONOBJECTSFIXED1M
- RCEHVCOMMONPAGES
- RCEHVCOMMONPAGESFIXED1M
- RCEHVSHRAUXSCM
- RCEHVSHRAUXSLOTS
- RCEHVSHRINREAL
- RCEHVSHRPAGEINS
- RCEHVSHRPAGEOUTS
- RCEINCLUDE1MAFC
- RCELARGEALLOCATEDPL
- RCELARGEMEMORYOBJECTS
- RCELARGEFILESBACKEDINREAL
- RCELARGEUSEDPL
- RCELARGEUSED1MHWM
- RCELARGEUSED4K
- RCELFAVAILGROUPS
- RCELPABI
- RCELPAPI
- RCELPARC
- RCELSIRS
- RCELVSHRBYTES
- RCELVSHRNMOMB
- RCELVSHRPAGES
- RCEMIGAI
- RCEMVBEL
- RCENMAFC
- RCENONRECONLFASIZE
- RCENONRECONLFAUSED
- RCENWSF
- RCEOA44207APPLIED
- RCEOA44436APPLIED
- RCEOA46291APPLIED
- RCEOA51864APPLIED
- RCEPAGEABLELARGE
- RCEPAGMV
- RCEPBAFC
- RCEPLFRM
- RCEPLRID
- RCEPLSID

- RCEPMAFC
- RCEPOOL
- RCEPRMCT
- RCERAX
- RCEREALFRAMESINITIALIZED
- RCERECONLFASIZE
- RCERECONLFAUSED
- RCERESTRICTPFTCADS
- RCERET
- RCERSQA
- RCESGAUX
- RCESGAUXSCM
- RCESGINE
- RCESGINR
- RCESPFR
- RCESPGPI
- RCESPGPO
- RCESTLTI
- RCESUBSPACEV64
- RCESWPPI
- RCESWPPO
- RCETOTFX
- RCETOTPI
- RCETOTPIDASD
- RCETOTPISCM
- RCETOTPI1M
- RCETOTPI1MSCM
- RCETOTPO
- RCETOTPODASD
- RCETOTPOSCM
- RCETOTPO1M
- RCETOTPO1MSCM
- RCETOTRC
- RCETOTSF
- RCETOTSG
- RCEUNOWNEDCOMMONLARGEOBJECTS
- RCEUNOWNEDCOMMONLARGEFILES
- RCEUSE2GTO32GAREAOK
- RCEVIOME
- RCEVIOMG
- RCEVIOMR
- RCEVIOPI
- RCEVIOPO

- RCEVIORE
- RCEVIORR
- RCEVIORU
- RCEV64COMMONGUARD
- RCEV64COUNTPAGES
- RCEWSDNE
- RCE2GHWM
- RCE2GMEMORYOBJECTS
- RCE2GNONRECONLFASIZE
- RCE2GNONRECONLFAUSED
- RCE2GPAGESBACKEDINREAL
- RCE64PTR

## RCE heading information

<b>Common name:</b>	RSM Control and Enumeration Area
<b>Macro ID:</b>	IARRCE
<b>DSECT name:</b>	RCE
<b>Owning component:</b>	Real Storage Manager (SC1CR)
<b>Eye-catcher ID:</b>	RCE Offset: 0 Length: 4
<b>Storage attributes:</b>	Virtual Storage: Yes Subpool: Extended Nucleus Key: 0 Data Space: No Residency: Above 16 megabytes virtual
<b>Size:</b>	RCE -- X'0580' bytes
<b>Created by:</b>	IARMR
<b>Pointed to by:</b>	CVTRCEP field of the CVT data area
<b>Serialization:</b>	Field dependent
<b>Function:</b>	The RCE contains system wide counts and control information used by RSM, and other components that interface with RSM, such as SRM, VSM, Etc.

## RCE mapping

Table 811. Structure RCE

Offset Dec	Offset Hex	Type	Len	Name (Dim)	Description
0	(0)	STRUCTURE	0	RCE	
0	(0)	CHARACTER	4	RCEID	RCE CONTROL BLOCK ID



Table 811. Structure RCE (continued)

Offset Dec	Offset Hex	Type	Len	Name(Dim)	Description
4	(4)	SIGNED	4	RCEPOOL	Total number of frames in 4k units currently obtainable by the workload, including those already in use. Frames excluded are those backing permanent storage, frames offline, bad frames once they are marked offline, frames reserved for system use, and frames in the 2G LFAREA.
8	(8)	SIGNED	4	RCEBELPL	THE SAME AS RCEPOOL EXCEPT THAT ONLY FRAMES BELOW 16M REAL ARE COUNTED.
12	(C)	SIGNED	4	RCEMAXFX	FIXED FRAME THRESHOLD. SRM IS NOTIFIED WHEN THE TOTAL NUMBER OF FIXED FRAMES BELOW 16M REAL (RCEBELFX) INCREASES TO THIS VALUE.
16	(10)	SIGNED	4	RCEDEFFX	All suspendable frame requests are deferred if number of available frames is less than or equal to this value
20	(14)	SIGNED	2	RCERPBEX	MINIMUM NUMBER OF RPBS WHICH SHOULD BE BUILT WHENEVER THE RPB POOL IS EXPANDED
22	(16)	BITSTRING	1	RCEHRTPP	High Real Threshold Percentage (Preferred). This value dictates the percentage of preferred high real frames that should be available
23	(17)	BITSTRING	1	RCEHRTPN	High Real Threshold Percentage (Non-Preferred). This value dictates the percentage of non-preferred high real frames that should be available
24	(18)	SIGNED	4	RCEAFCLO	AFQ LOW THRESHOLD. SRM IS NOTIFIED IF THE NUMBER OF AVAILABLE FRAMES FALLS BELOW THIS VALUE.
28	(1C)	SIGNED	4	RCEAFCOK	AFQ SATISFACTORY THRESHOLD. SRM IS NOTIFIED ONCE THE NUMBER OF AVAILABLE FRAMES INCREASES TO THIS VALUE.
32	(20)	SIGNED	4	RCERSQA	NUMBER OF TIMES A RESERVED SQA QUEUE FRAME WAS USED TO BACK AN SQA PAGE.
36	(24)	SIGNED	4	RCEDFRS	NUMBER OF TIMES A DEFERRED REQUEST HAS BEEN SATISFIED
40	(28)	SIGNED	4		No longer used as of HBB77B0
44	(2C)	SIGNED	4	RCESPFRR	NUMBER OF FRAMES MADE AVAILABLE BY SWAP-OUT WITHOUT REQUIRING I/O.
48	(30)	SIGNED	4	RCEVIORU	NUMBER OF TIMES A VIO DATA SET PAGE WAS REUSED.
52	(34)	SIGNED	4	RCETOTRC	TOTAL NUMBER OF TIMES A PAGE WAS RECLAIMED FROM AN AFQ. This field will always be 0 as of JBB4422
56	(38)	SIGNED	4	RCECOMRC	NUMBER OF COMMON AREA PAGES WHICH HAVE BEEN RECLAIMED FROM AN AFQ. This field will always be 0 as of JBB4422
60	(3C)	SIGNED	4	RCELPARC	NUMBER OF PLPA AND PLPA DIRECTORY PAGES WHICH HAVE BEEN RECLAIMED FROM AN AFQ This field will always be 0 as of JBB4422
64	(40)	SIGNED	4	RCEPBAFL	PREFERRED BELOW AVAILABLE FRAME COUNT THRESHOLD. USED BY GETFRAME WHEN STEALING
68	(44)	SIGNED	4	RCETOTPI	TOTAL NUMBER OF PAGES PAGED-IN EXCLUDING SWAP-IN, VIO, AND HIPERSPACE PAGE-INS (INCLUDES THE RCETOTPI1M VALUE)
72	(48)	SIGNED	4	RCECOMPI	NUMBER OF COMMON AREA PAGES PAGED-IN (INCLUDES THE RCECOMPI1M VALUE)

Table 811. Structure RCE (continued)

Offset Dec	Offset Hex	Type	Len	Name(Dim)	Description
76	(4C)	SIGNED	4	RCELPAPI	NUMBER OF PLPA AND PLPA DIRECTORY PAGES PAGED-IN.
80	(50)	SIGNED	4	RCESWPPI	TOTAL NUMBER OF PAGES REQUIRING I/O TO SWAP-IN.
84	(54)	SIGNED	4	RCEVIOPI	TOTAL NUMBER OF VIO PAGES PAGED-IN EXCLUDING SWAP-IN
88	(58)	SIGNED	4	RCETOTPO	TOTAL NUMBER OF PAGES PAGED- OUT EXCLUDING SWAP-OUT,VIO MOVEOUT, VIO PAGE-OUT, AND HIPERSPACE PAGES. (INCLUDES THE RCETOTPO1M VALUE)
92	(5C)	SIGNED	4	RCECOMPO	NUMBER OF COMMON AREA PAGES PAGED-OUT (INCLUDES THE RCECOMPO1M VALUE)
96	(60)	SIGNED	4	RCESWPP0	TOTAL NUMBER OF PAGES REQUIRING I/O TO SWAP-OUT, EXCLUDING MIGRATION SWAPS
100	(64)	SIGNED	4	RCEVIOPO	TOTAL NUMBER OF VIO PAGES (EXCLUDES SWAP-OUT) MOVED-OUT OR PAGED-OUT.
104	(68)	CHARACTER	4	RCEWLM	Work Load Manager related fields
104	(68)	BITSTRING	1	RCEESTTS	Expanded STorage Time Stamp Set by SRM (ESA Mode Only, not used for ESAME)
105	(69)	BITSTRING	1	RCEESTB1	Expanded STorage UIC delimiter 1 - set by SRM (ESA Mode Only, not used for ESAME)
106	(6A)	BITSTRING	1	RCEESTB2	Expanded STorage UIC delimiter 2 - set by SRM (ESA Mode Only, not used for ESAME)
107	(6B)	BITSTRING	1	RCEESTB3	Expanded STorage UIC delimiter 3 - set by SRM (ESA Mode Only, not used for ESAME)
108	(6C)	SIGNED	4	RCEVIOME	NUMBER OF VIO DATA SET PAGES MOVED OUT TO EXPANDED STORAGE (ESA Mode Only, not used for ESAME)
112	(70)	SIGNED	4	RCEVIORE	NUMBER OF VIO DATA SET PAGES READ FROM EXPANDED STORAGE (ESA Mode Only, not used for ESAME)
116	(74)	SIGNED	4	RCEVIOMG	NUMBER OF VIO DATA SET PAGES MIGRATED FROM EXPANDED TO AUXILIARY STORAGE (ESA Mode Only, not used for ESAME)
120	(78)	SIGNED	4	RCETOTFX	TOTAL NUMBER OF PAGES CURRENTLY FIXED. IT IS THE SUM OF PAGE-FIXED, LSQA, SQA (EXCLUDING RESERVE SQA), AND V=R ALLOCATED PAGES. It also includes the number of large pages that are backed in the system. It does not include stealable fixed PAGES OF LOGICALLY SWAPPED ADDRESS SPACES. It does not include 2G pages. THIS COUNT IS SERIALIZED BY C/S.
124	(7C)	SIGNED	4	RCEBELFX	THE SAME AS RCETOTFX EXCEPT THAT ONLY PAGES BACKED BELOW 16M REAL ARE COUNTED. THIS COUNT IS SERIALIZED BY C/S
128	(80)	ADDRESS	4	RCERAX	ADDRESS OF COMMON RAX
132	(84)	SIGNED	4	RCEPBAFC	TOTAL NUMBER OF FRAMES CURRENTLY ON THE PREFERRED BELOW AVAILABLE FRAME QUEUE.
136	(88)	SIGNED	4	RCEAFC	Total number of frames in 4k units currently on all available frame queues. This does not include frames from the 2G LFAREA nor those reserved for system use. Serialization: RSMGL lock or TX/CS

Table 811. Structure RCE (continued)

Offset Dec	Offset Hex	Type	Len	Name(Dim)	Description
140	(8C)	SIGNED	4	RCEDFC	TOTAL NUMBER OF 31-BIT FRAME PAIRS ON THE DOUBLE FRAME QUEUES PLUS ANY 31-BIT PAIRS CURRENTLY SELECTED TO BE ADDED TO THE DOUBLE FRAME QUEUES PLUS ANY 31-BIT FRAME PAIRS CURRENTLY IN USE.
144	(90)	SIGNED	4	RCEPAGMV	NUMBER OF TIMES A PAGE WAS MOVED FROM ONE FRAME TO ANOTHER.
148	(94)	SIGNED	4	RCEAEC	TOTAL NUMBER OF EXTENDED STORAGE E-FRAMES CURRENTLY ON THE AVAILABLE ESTE EXCLUDING THOSE RESERVED FOR PREF STEAL. (ESA Mode Only, not used for ESAME)
152	(98)	SIGNED	4	RCEAECLO	ESTE LOW THRESHOLD. (ESA Mode Only, not used for ESAME)
156	(9C)	SIGNED	4	RCEAECOK	ESTE SATISFACTORY THRESHOLD. (ESA Mode Only, not used for ESAME)
160	(A0)	SIGNED	4	RCEESPL	THE TOTAL NUMBER OF EXTENDED STORAGE E-FRAMES CURRENTLY AVAILABLE TO THE SYSTEM. EXTENDED STORAGE E-FRAMES EXCLUDED ARE THOSE OFFLINE, AND BAD EXTENDED STORAGE E-FRAMES ONCE THEY ARE MARKED OFFLINE. (ESA Mode Only, not used for ESAME)
164	(A4)	ADDRESS	4	RCEESINU	THE NUMBER OF IN USE EXTENDED STORAGE E-FRAMES. (ESA Mode Only, not used for ESAME)
168	(A8)	ADDRESS	4	RCEESWRT	THE NUMBER OF PAGES WRITTEN OUT TO EXTENDED STORAGE (ESA Mode Only, not used for ESAME)
172	(AC)	ADDRESS	4	RCEESREA	THE NUMBER OF PAGES READ FROM EXTENDED STORAGE (ESA Mode Only, not used for ESAME)
176	(B0)	SIGNED	4	RCEGROUP	THE MAXIMUM NUMBER OF FRAMES THAT MAY BE USED BY MIGRATION.
180	(B4)	SIGNED	4	RCECOMBI	Common Blocked Page in Count
184	(B8)	SIGNED	4	RCEMVBEL	NUMBER OF PAGES MOVED TO SATISFY BELOW REQUESTS
188	(BC)	SIGNED	4		Not used
192	(C0)	SIGNED	4	RCEWRAPS	A TOKEN REPRESENTING THE LATEST PASS (OF THE LRU PHASE OF EXTENDED STORE MIGRATION) THROUGH THE EST. (ESA Mode Only, not used for ESAME)
196	(C4)	SIGNED	4	RCENWSP	TOTAL NUMBER OF CHANGED NON-WORKING SET PAGES AND SECONDARY WORKING SET PAGES READY FOR MIGRATION (ESA Mode Only, not used for ESAME)
200	(C8)	SIGNED	4	RCENWSS	TOTAL NUMBER OF CHANGED NON-WORKING SET PAGES AND SECONDARY WORKING SET PAGES WHICH HAVE STARTED MIGRATION. (ESA Mode Only, not used for ESAME)
204	(CC)	SIGNED	4	RCENWSF	TOTAL NUMBER OF CHANGED NON-WORKING SET PAGES AND SECONDARY WORKING SET PAGES WHICH HAVE COMPLETED MIGRATION. THIS COUNT IS SERIALIZED BY C/S. (ESA Mode Only, not used for ESAME)
208	(D0)	SIGNED	4	RCEWSPRP	NUMBER OF PRIMARY WORKING SET PAGES READY FOR MIGRATION. THIS COUNT IS SERIALIZED BY C/S. (ESA Mode Only, not used for ESAME)
212	(D4)	SIGNED	4	RCEWSDNE	NUMBER OF PRIMARY WORKING SET PAGES WHICH HAVE COMPLETED MIGRATION. THIS COUNT IS SERIALIZED BY C/S. (ESA Mode Only, not used for ESAME)

Table 811. Structure RCE (continued)

Offset Dec	Offset Hex	Type	Len	Name(Dim)	Description
216	(D8)	SIGNED	4	RCELPABI	PLPA Blocked Page in Count
220	(DC)	SIGNED	4	RCEDRIPS	NUMBER OF DREF PAGES IN PROCESSOR STORAGE.
224	(E0)	SIGNED	4		Not used
228	(E4)	SIGNED	4	RCEDBFRM	NUMBER OF 31-BIT DOUBLE FRAME PAIRS CURRENTLY IN USE BY THE SYSTEM
232	(E8)	ADDRESS	4	RCEDRIRS	NUMBER OF DREF PAGES IN REAL STORAGE
236	(EC)	ADDRESS	4	RCELSIRS	NUMBER OF LSQA PAGES IN REAL STORAGE
240	(F0)	SIGNED	4	RCERET	TARGET NUMBER OF EXPANDED STORAGE E-FRAMES TO BE RESERVED FOR PREF STEAL (ESA Mode Only, not used for ESAME)
244	(F4)	ADDRESS	4	RCEMIGAI	NUMBER OF FRAMES MIGRATION DID NOT HAVE TO DO I/O FOR (ESA Mode Only, not used for ESAME)
248	(F8)	SIGNED	4	RCEWSACT	NUMBER OF WORK/SAVE AREAS ON THE AVAILABLE WSA QUEUE. NOT SERIALIZED
252	(FC)	SIGNED	4	RCEWSAM	MINIMUM NUMBER OF WSAS ON THE AVAILABLE WSA QUEUE DURING THE LAST SAMPLING PERIOD
256	(100)	SIGNED	4	RCEHSPEW	TOTAL NUMBER OF HIPERSPACE PAGES WRITTEN TO EXPANDED STORAGE (ESA Mode Only, not used for ESAME)
260	(104)	SIGNED	4	RCEHSPEP	TOTAL NUMBER OF HIPERSPACE PAGES READ FROM EXPANDED STORAGE (ESA Mode Only, not used for ESAME)
264	(108)	SIGNED	4	RCEHSPEN	TOTAL NUMBER OF HIPERSPACE PAGES MIGRATED FROM EXPANDED STORAGE (ESA Mode Only, not used for ESAME)
268	(10C)	SIGNED	4	RCEHSPPO	TOTAL NUMBER OF HIPERSPACE PAGES PAGED-OUT TO AUXILIARY STORAGE
272	(110)	SIGNED	4	RCEHSPPI	TOTAL NUMBER OF HIPERSPACE PAGES PAGED-IN FROM AUXILIARY STORAGE
276	(114)	SIGNED	4	RCESTABL	TOTAL NUMBER OF FIXED PAGES IN LOGICALLY SWAPPED ADDRESS SPACES ELIGIBLE TO BE STOLEN
280	(118)	SIGNED	4	RCEFXSTL	NUMBER OF FIXED PAGES IN LOGICALLY SWAPPED ADDRESS SPACES THAT WERE BACKED BY REAL BELOW 16 MEGABYTES (For ESA Mode, the frames are currently stolen to Expanded)

FOR THE FOLLOWING FIELDS, THE IMPLICIT BOUNDS OF UIC RANGE ARE 0 & 255. SRM SETS THE OTHER 3 INTERMEDIATE VALUES.

284	(11C)	SIGNED	2	RCEFRV1	FRAME UIC RANGE VALUE 1 SET BY SRM
286	(11E)	SIGNED	2	RCEFRV2	FRAME UIC RANGE VALUE 2 SET BY SRM
288	(120)	SIGNED	2	RCEFRV3	FRAME UIC RANGE VALUE 3 SET BY SRM
290	(122)	SIGNED	2	RCEFRV4	RESERVED for RSM
292	(124)	SIGNED	4	RCEBPPIE	NUMBER OF BLOCKED PAGES PAGED IN FROM EXPANDED STORAGE (ESA Mode Only, not used for ESAME)
296	(128)	SIGNED	4	RCEBPPIA	NUMBER OF BLOCKED PAGES PAGED IN FROM AUXILIARY STORAGE
300	(12C)	SIGNED	4	RCEBPSTE	NUMBER OF BLOCKED PAGES PAGED OUT TO EXPANDED STORAGE (ESA Mode Only, not used for ESAME)
304	(130)	SIGNED	4	RCEBPSTA	NUMBER OF BLOCKED PAGES STOLEN TO AUXILIARY STORAGE

Table 811. Structure RCE (continued)

Offset Dec	Offset Hex	Type	Len	Name(Dim)	Description
308	(134)	SIGNED	4	RCEBLPIE	NUMBER OF BLOCKS OF PAGES PAGED IN FROM EXPANDED STORAGE (ESA Mode Only, not used for ESAME)
312	(138)	SIGNED	4	RCEBLPIA	NUMBER OF BLOCKS OF PAGES PAGED IN FROM AUXILIARY STORAGE
316	(13C)	SIGNED	4	RCEBLSTE	NUMBER OF BLOCKS OF PAGES PAGED OUT TO EXPANDED STORAGE (ESA Mode Only, not used for ESAME)
320	(140)	SIGNED	4	RCEBLSTA	NUMBER OF BLOCKS OF PAGES PAGED IN FROM AUXILIARY STORAGE
324	(144)	SIGNED	4	RCEESPI	NUMBER OF PAGES FAULTED IN FROM EXPANDED (ESA Mode Only, not used for ESAME)
328	(148)	SIGNED	4	RCEESST	NUMBER OF PAGES STOLEN TO EXPANDED (ESA Mode Only, not used for ESAME)
332	(14C)	SIGNED	4	RCEFLAGS	FLAGS (serialized by the SRM lock or static)
332	(14C)	BITSTRING	1	RCEFLAGS1	
Bit definitions:					
		1... ....		RCEFIXAB	"X'80'" SRM SAYS GO TO EXTRA EFFORT TO PREVENT PAGE FIXED PAGES THAT CAN GO ANYWHERE FROM BEING FIXED IN BELOW STORAGE
		.1.. ....		RCESSINH	"X'40'" Self steal is inhibited (set by SRM)
		..1. ....		RCENORCF	"X'20'" Indicates that there is no reconfigurable storage and no V=R areas in the system. This flag is set at NIP and is never changed
		...1 ....		RCERCFEX	"X'10'" Indicates that reconfigurable storage exists. This flag is set at NIP and is never changed.
		.... 1...		RCEPIOOK	"X'08'" Indicates that SRM finds there is no backup of paging requests in ASM. (Average requests outstanding < 1/8 of all PCCWs.)
		.... .1..		RCEFAUXS	"X'04'" Indicates that there is a aux storage shortage and that I/O complete should free the current slot if all conditions are met
		.... ..1.		RCEUSE2GT032GAREAOK	"X'02'" Indicates that the Use2gTo32gArea parameter for the IARV64 service is supported
		.... ...1		RCEUKCR	"X'01'" Indicates that there are user key CADs requestors
333	(14D)	CHARACTER	1	RCEFLAGS2	
Bit definitions:					
		1... ....		RCERASPINITIALIZED	"X'80'" Rsm address space has initialized
		.1.. ....		RCESCBLOCKMANAGERENABLED	"X'40'"
		..1. ....		RCESCBLOCKMANAGERDAMAGED	"X'20'" NOTE: this bit is the only bit in this byte that can be set post NIP
		...1 ....		RCESTORAGESTATUSGOODATIPL	"X'10'" Indicates that storage is known to be good at ipl and that there is no need for RSM to TB storage during IPL

Table 811. Structure RCE (continued)

Offset Dec	Offset Hex	Type	Len	Name (Dim)	Description
		.... 1...		RCE0A51864APPLIED	"X'08'" Indicates APAR 0A51864 is applied on this system
		.... .1..		RCE_INORIGINENABLED	"X'04'" Indicates IARV64 INORIGIN Support is enabled on this system
		.... ..1.		RCE_SENSITIVESUPPORTAPPLIED	"X'02'" IARV64, IARCP64, IARST64 SENSITIVE keyword is supported on this system
		.... ...1		RCE_CHANGEATTRIBUTEAPPLIED	"X'01'" REQUEST=CHANGEATTRIBUTE is supported on this system
334	(14E)	CHARACTER	1	RCEFLAGS3	
Bit definitions:					
		1... ....		RCESUBSPACEV64	"X'80'" 64-bit Subspaces are supported.
		.1.. ....		RCEV64COUNTPAGES	"X'40'" IARV64 COUNTPAGES request Supported
		..1. ....		RCEFEAT3ENAB	"X'20'" RSM feature3 enabled - SCM
		...1 ....		RCEPAGEABLELARGE	"X'10'" Pageable Large supported.
		.... 1...		RCEFEAT5ENAB	"X'08'" Feature5 enabled
		.... .1..		RCESOFFENAB	"X'04'" SCM Offline enabled
		.... ..1.		RCEINCLUDE1MAFC	"X'02'" Feature to include the fixed 1M pages in the available frame count (RCEAFC) enabled
		.... ...1		RCEV64COMMONGUARD	"X'01'" IARV64 Changeguard for common area supported
335	(14F)	CHARACTER	1	RCEFLAGS4	
Bit definitions:					
		1... ....		RCE0A44207APPLIED	"X'80'" Indicates APAR 0A44207 is applied on this system
		.1.. ....		RCE0A44436APPLIED	"X'40'" Indicates APAR 0A44436 is applied on this system
		..1. ....		RCE0A46291APPLIED	"X'20'" Indicates APAR 0A46201 is applied on this system
		...1 ....		RCERESTRICTPFTCADS	"X'10'" Indicates PFTCADS will be Protected.
		.... 1...		RCE_USE2GT064GENABLE	"X'08'" Indicates that Use2gto64g is supported
		.... .1..		RCE_TARGETMAYBEREADONLYENABLED	"X'04'" Indicates IARV SERV TargetMayBeReadOnly function is enabled
		.... ..1.		RCEV64COUNTDISCARD	"X'02'" IARV64 Countpages supports DISCARD DATA page counting
		.... ...1		RCE_0A51647APPLIED	"X'01'" The EXECUTABLE=NO support added by 0A51647 is applied on this system
336	(150)	CHARACTER	8	RCEPRTDW	Structure name for PRA
336	(150)	ADDRESS	4	RCEPRTBL	Beginning of PRA
340	(154)	ADDRESS	4	RCEPRCUR	Pointer to available PRA slot
344	(158)	ADDRESS	4	RCEKRE	Reserved -- do not use

Table 811. Structure RCE (continued)

Offset Dec	Offset Hex	Type	Len	Name(Dim)	Description
348	(15C)	SIGNED	2	RCEFIXB1	COUNT OF THE TIMES FRAMES WERE FIXED BELOW WHEN THEY COULD HAVE BEEN FIXED ABOVE WHEN THE RCEFIXAB BIT WAS OFF
350	(15E)	SIGNED	2	RCEFIXB2	COUNT OF THE TIMES FRAMES WERE FIXED BELOW WHEN THEY COULD HAVE BEEN FIXED ABOVE WHEN THE RCEFIXAB BIT WAS ON
352	(160)	CHARACTER	8	RCESTLTI	CPU time for pref steal in CPU timer units. This CPU time is "normalized" to standard CP time. Serialization: CSG
352	(160)	SIGNED	4		first word of timer, used to initialize timer
356	(164)	SIGNED	4		second word of timer, used to initialize timer
360	(168)	SIGNED	4	RCETOTSG	Total number of shared page groups in the system including shared segments
364	(16C)	SIGNED	4	RCESGINR	Total number of shared page groups in central storage including shared segment pages
368	(170)	SIGNED	4	RCESGINE	Total number of shared page groups in expanded storage including shared segment pages (ESA Mode Only, not used for ESAME)
372	(174)	SIGNED	4	RCESGAUX	Total number of auxiliary storage slots in use for shared page groups. Includes only dasd storage
376	(178)	SIGNED	4	RCETOTSF	Total number of shared page groups fixed in the system including shared segments pages
380	(17C)	SIGNED	4	RCEBELSF	Total number of shared page groups fixed in the system below 16 meg real including shared segments pages
384	(180)	SIGNED	4	RCESPQUO	Storage isolation quota for central and expanded storage in use for shared page groups
388	(184)	SIGNED	4	RCESPGPI	Number of page-ins from auxiliary storage for shared page groups including shared segments pages
392	(188)	SIGNED	4	RCESPGPO	Number of page-outs to auxiliary storage for shared page groups including shared segments pages
396	(18C)	SIGNED	4	RCEESSPI	Number of page-ins from expanded storage for shared page groups including shared segments pages (ESA Mode Only, not used for ESAME)
400	(190)	SIGNED	4	RCEESSPO	Number of page-outs to expanded storage for shared page groups including shared segments pages (ESA Mode Only, not used for ESAME)
404	(194)	CHARACTER	16	RCEFBV	STRUCTURE NAME for the shared pageable frame UIC buckets *LGA
404	(194)	SIGNED	4	RCEFBV1	NUMBER OF FRAMES IN UIC INTERVAL 1 AS SET BY SRM VIA THE RCEFRV FIELDS.
408	(198)	SIGNED	4	RCEFBV2	NUMBER OF FRAMES IN UIC INTERVAL 2 AS SET BY SRM VIA THE RCEFRV FIELDS.
412	(19C)	SIGNED	4	RCEFBV3	NUMBER OF FRAMES IN UIC INTERVAL 3 AS SET BY SRM VIA THE RCEFRV FIELDS.
416	(1A0)	SIGNED	4	RCEFBV4	NUMBER OF FRAMES IN UIC INTERVAL 4 AS SET BY SRM VIA THE RCEFRV FIELDS.
420	(1A4)	ADDRESS	4	RCETOTSM	Total number of shared pages that are in shared segments

Table 811. Structure RCE (continued)

Offset Dec	Offset Hex	Type	Len	Name(Dim)	Description
424	(1A8)	SIGNED	4	RCEPAAFC	Available above the line preferred frame count
428	(1AC)	SIGNED	4	RCEPFCOK	Preferred frame shortage threshold
432	(1B0)	SIGNED	4	RCEVIOMR	NUMBER OF VIO DATA SET PAGES MOVED TO THE VIO REAL CACHE
436	(1B4)	SIGNED	4	RCEVIORR	NUMBER OF VIO DATA SET PAGES READ FROM THE VIO REAL CACHE
440	(1B8)	SIGNED	4	RCECSARE	NUMBER OF CSA PAGES BACKED IN REAL STORAGE
444	(1BC)	SIGNED	4	RCELPARE	NUMBER OF PLPA/MLPA PAGES BACKED IN REAL STORAGE
448	(1C0)	SIGNED	4	RCELPAFX	NUMBER OF PLPA/MLPA PAGES THAT ARE PAGE FIXED
452	(1C4)	SIGNED	4	RCESQAFX	NUMBER OF SQA/FIXED-CSA PAGES IN REAL STORAGE
456	(1C8)	SIGNED	4	RCEDREFR	NUMBER OF SQA DREF PAGES IN REAL STORAGE
460	(1CC)	SIGNED	4	RCEPHAFC	Number of available preferred HIGH frames (above 2GB) Serialization: RSMGL lock or TX/CS
464	(1D0)	SIGNED	4	RCEQDAFC	Number of available quad frame groups (includes available octo frame groups, in quad frame group units) Serialization: RSMGL lock or TX/CS
468	(1D4)	BITSTRING	1	RCEQFAIL	Number of consecutive calls to Quad Frame Steal IARYGFRM that failed to obtain a group
469	(1D5)	BITSTRING	1	RCEDEFQF	Default number of Quad Frame groups to be obtained by Quad Frame steal
470	(1D6)	CHARACTER	2	RCERSV2	Reserved
472	(1D8)	SIGNED	4	RCENBAFC	TOTAL NUMBER OF FRAMES CURRENTLY ON THE NONPREFERRED BELOW AVAILABLE FRAME QUEUE.
476	(1DC)	SIGNED	4	RCENAAFC	Available nonpreferred above frame count
480	(1E0)	SIGNED	4	RCENHAFC	Number of available nonpreferred HIGH frames (above 2GB)
484	(1E4)	SIGNED	4	RCEQSAFC	Number of available quad single frames. Deprecated, always zero since HBB77B0.
488	(1E8)	SIGNED	4	RCEABVFX	Number of pages fixed between 16M and 2G
492	(1EC)	SIGNED	4	RCEQDFRM	Number of quad groups that are in-use by the system (includes octo groups that are in-use by the system, in quad group units)
496	(1F0)	SIGNED	4	RCEQDTHR	Threshold number of available quad frame groups needed in order to satisfy requests for quad frames.
500	(1F4)	SIGNED	4	RCEABVPL	Same as RCEP00L, but only counts frames from 16M to 2G
504	(1F8)	SIGNED	4	RCESTECB	
Bit definitions:					
		1... ....		RCESTORAGEINITECBW	"X'80'" ECB Waiting bit
		.1.. ....		RCESTORAGEINITECBP	"X'40'" ECB Posted bit
508	(1FC)	CHARACTER	3		



Table 811. Structure RCE (continued)

Offset Dec	Offset Hex	Type	Len	Name(Dim)	Description
508	(1FC)	SIGNED	4	RCEHSPRW	TOTAL NUMBER OF HIPERSPACE PAGES WRITTEN TO REAL STORAGE
512	(200)	SIGNED	4	RCEHSPRR	TOTAL NUMBER OF HIPERSPACE PAGES READ FROM REAL STORAGE
516	(204)	SIGNED	4	RCEPFTAL	Alet for the PFT CADS - 0 for ESA
520	(208)	CHARACTER	8	RCEQDSZ	Initial size of the quad area. May be zero on some systems.
528	(210)	SIGNED	4	RCEPRMCT	Count of the number of non-nucleus frames comprising permanent storage
532	(214)	SIGNED	2	RCEBELOWLOW	Low on below 16Meg real
534	(216)	SIGNED	2	RCEBELOWOK	Ok on below 16Meg real
536	(218)	SIGNED	2	RCEABOVELOW	Low on 16M-2G real
538	(21A)	SIGNED	2	RCEABOVEOK	Ok on 16M-2G real
540	(21C)	CHARACTER	4	RCEFLAGSABN	Flags serialized by CS
540	(21C)	BITSTRING	1	RCEFLGS5	
Bit definitions:					
		1... ....		RCESCMEVACINPROGRESS	"X'80'" Indicate SCM storage evacuation is in progress
		.1.. ....		RCEREALFRAMESINITIALIZED	"X'40'" Indicates that all online real frames at IPL time have been initialized and are available for use - Bit can be used to determine when to request 1M and 2G pages. The bit is only valid when the RCE0A44436APPLIED bit is ON.
		..1. ....		RCE_SRMSAYSKEEPFREEMAINEDFRAMES	"X'20'" Indicates whether RSM should keep freemained frames subject to other constraints
		...1 ....		RCE_NOIPTENABLE	"X'10'" Indicates that the NOIPTE feature is enabled on this system
		.... 1...		RCE_NOIPTHIGHENABLE	"X'08'" Indicates that the NOIPTE feature for high private is enabled
		.... .111		RCE_ASLENABLED	"X'07'" ASLR enablement flags
		.... .1..		RCE_ASLR24ENABLED	"X'04'" Indicates that 24-bit storage is eligible for ASLR
		.... ..1.		RCE_ASLR31ENABLED	"X'02'" Indicates that 31-bit storage is eligible for ASLR
		.... ...1		RCE_ASLR64ENABLED	"X'01'" Indicates that 64-bit storage is eligible for ASLR
541	(21D)	BITSTRING	1	RCE_SRMSAYSREASON	Reason why SRM reset the Rce_SrmSaysKeepFreemainedFrame s flag - This byte is reserved for use by SRM only
Bit definitions:					
		1... ....		RCE_SRMSAYSREASONFXS	"X'80'" The system is in a pageable storage shortage
		.1.. ....		RCE_SRMSAYSREASONAFQ	"X'40'" The system is in a available storage shortage
		..1. ....		RCE_SRMSAYSREASONCONFIGOFFLINE	"X'20'" Real storage is being configured offline
542	(21E)	BITSTRING	1	RCEFLGS7	

Table 811. Structure RCE (continued)

Offset Dec	Offset Hex	Type	Len	Name(Dim)	Description
Bit definitions:					
		1... ....		RCE_USERKEYCOMMONUSAGE	"X'80'" Indicates user key common storage (except RUCSA) creation attempts were made or RUCSA storage usage attempts were made without SAF-authorization on this system since the ZOSMIGV2R3_NE XT_VSM_USERKEYCOMM health check requested a reset (if no reset was ever performed, it is since IPL) - NOTE: This bit is set, but not used in V2R4.
		.1.. ....		RCE_USERKEYCOMMONUSAGESINCEIPL	"X'40'" Indicates user key common storage (except RUCSA) creation attempts were made or RUCSA storage usage attempts were made without SAF-authorization on this system since the last IPL - NOTE: This bit is set, but not used in V2R4.
		..1. ....		RCE_ASRLR24WASONCEENABLED	"X'20'" Indicates that 24-bit ASLR was active at some point during this IPL.
		...1 ....		RCE_ASRLR31WASONCEENABLED	"X'10'" Indicates that 31-bit ASLR was active at some point during this IPL.
		.... 1...		RCE_WLCENABLED	"X'08'" Indicates WLC is enabled
		.... .1..		RCE_IARR2VREQAUTHYES	"X'04'" One when IARRPRMxx specifies IARR2VREQAUTH(YES)
543	(21F)	BITSTRING	1	RCEFLGS8	
544	(220)	CHARACTER	8	RCELVSHRSTRT	Lowest Virtual address of high virtual shared area (system default is 2**41)
544	(220)	CHARACTER	8	RCELVLPRLIM	Lowest Virtual address of high virtual shared area (system default is 2**41)
552	(228)	CHARACTER	8	RCELVHPRSTRT	Lowest virtual address of high private storage (system default is 2**49)
552	(228)	CHARACTER	8	RCELVSHRLIM	Lowest virtual address of high private storage (system default is 2**49)
560	(230)	SIGNED	4	RCEMINHVFRM	Min number of PFTEs on High Virtual Frame sections
564	(234)	SIGNED	4	RCEMAXHVFRM	Max number of PFTEs on High Virtual Frame sections
568	(238)	SIGNED	4	RCESTBRK	Paging system is overloaded when the number of in progress I/O requests is equal to this threshold
572	(23C)	SIGNED	2	RCECADSUSED	Number of CADS ASTES in use
574	(23E)	SIGNED	2	RCECADSHW	Max CADS ASTES in use during this IPL
576	(240)	SIGNED	2	RCECADSLOST	Number of lost CADS ASTES (Not on the free queue, but not in use nor defective)
578	(242)	CHARACTER	1	RCEFLAGSOTHER	Flags serialized by something other than CS or RSM locks
Bit definitions:					

Table 811. Structure RCE (continued)

Offset Dec	Offset Hex	Type	Len	Name(Dim)	Description
		1... ..		RCEDUMPALLPFTCADS	"X'80'" 1=Dump all of PFTCADS. if no dump in progress, will contain the most recent dump's decision. Should have SDUMP serialization.
579	(243)	CHARACTER	1		Unused
580	(244)	ADDRESS	4	RCE_TGHAS@	Address of the "Give Him Another Shot" structure for transactions
584	(248)	CHARACTER	8	RCELVSHRPAGES	Number of high virtual shared memory pages memory pages allocated for the entire system. This count includes hidden pages and the Rce64_LvShr1MPages value
584	(248)	CHARACTER	4		
588	(24C)	SIGNED	4	RCELVSHRPAGES31	Number of high virtual shared memory pages allocated entire system. This count includes hidden pages and the Rce64_LvShr1MPages value
592	(250)	CHARACTER	8	RCELVSHRBYTES	high water mark for number of shared bytes within large virtual memory objects for entire system. This count includes the Rce64_LvShr1MGBytes value
600	(258)	SIGNED	4	RCELVSHRMOMB	number of shared memory objects allocated. This count includes the Rce64_LvShr1MNMOMB value
604	(25C)	SIGNED	4	RCEGETFRAMEDEFERTHRESHOLD	Suspend suspendable getframe requests when the number of available frames is less than this
608	(260)	CHARACTER	8	RCEHVSHRINREAL	Number of high virtual shared pages backed in real storage (4K and 1M pages) - This count includes the Rce64_HvShr1MInReal value
608	(260)	CHARACTER	4		
612	(264)	SIGNED	4	RCEHVSHRINREAL31	Number of high virtual shared pages backed in real storage (4K and 1M pages) - This count includes the Rce64_HvShr1MInReal value
616	(268)	CHARACTER	8	RCEHVSHRAUXSLOTS	Number of auxiliary storage slots used for high virtual shared pages. Only includes dasd storage.
616	(268)	CHARACTER	4		
620	(26C)	SIGNED	4	RCEHVSHRAUXSLOTS31	Number of auxiliary storage slots used for high virtual shared pages. Only includes dasd storage
624	(270)	CHARACTER	8	RCEHVSHRPAGEINS	Number of high virtual shared pages paged in from auxiliary storage. This count includes the Rce64_HvShr1MPageIns value
624	(270)	CHARACTER	4		
628	(274)	SIGNED	4	RCEHVSHRPAGEINS31	Number of high virtual shared pages paged in from auxiliary storage. This count includes the Rce64_HvShr1MPageIns value
632	(278)	CHARACTER	8	RCEHVSHRPAGEOUTS	Number of high virtual shared pages paged out to auxiliary storage. This count includes the Rce64_HvShr1MPageOuts value
632	(278)	CHARACTER	4		
636	(27C)	SIGNED	4	RCEHVSHRPAGEOUTS31	Number of high virtual shared pages paged out to auxiliary storage. This count includes the Rce64_HvShr1MPageOuts value

Table 811. Structure RCE (continued)

Offset Dec	Offset Hex	Type	Len	Name(Dim)	Description
640	(280)	SIGNED	4	RCENUMOFGETMAINREQUESTS	Total number of getmain requests that have been issued during the life of the system
644	(284)	SIGNED	4	RCEPGSBACKEDONGTMNREQS	Total number of pages backed during getmain requests that have been issued during the life of the system
648	(288)	SIGNED	4	RCENUMOFFIXREQUESTS	Total number of fix requests that have been issued during the life of the system for storage (address space only) below two gigabytes
652	(28C)	SIGNED	4	RCENUMFRAMESFX	Total number of frames that were requested to be fixed during the life of the system for storage (address space only) below two gigabytes
656	(290)	SIGNED	4	RCE1STREFFAULTS	Total number of first reference faults taken during the life of the system
660	(294)	SIGNED	4	RCENON1STREFFAULTS	Total number of non-first reference faults taken during the life of the system
664	(298)	CHARACTER	4	RCERSV4	RESERVED FOR HBB7709
668	(29C)	SIGNED	4	RCESTTOT	TOTAL NUMBER OF FIXED PAGES IN LOGICALLY SWAPPED ADDRESS SPACES ELIGIBLE TO BE STOLEN that are below 16M or between 16M and 2G
672	(2A0)	SIGNED	4	RCEMAXFRAMESCPUQ	Target number of 4k frames on CPU related frame queues. This field is managed by SRM.
676	(2A4)	SIGNED	4	RCEFQSPLITLIM	Number of frames on a frame queue before it is to be split
680	(2A8)	SIGNED	8	RCE_ONLINEFRAMECOUNTAT IPL	Number of frames brought online during initial boot of system (in 4K frame units). It may not be accurate until bit RceRealFramesInitialized is set
688	(2B0)	SIGNED	8	RCE_TOTALHSASIZE	Size of HSA
696	(2B8)	CHARACTER	8		Reserved
704	(2C0)	SIGNED	8	RCENUMOFFRAVAILABLEBYSWAP	Number of frames that will be made available by swap. Link-edited into the nucleus with a value of zero. SRM is responsible for updating this field. RSM just reads this field.
704	(2C0)	SIGNED	4		Reserved
708	(2C4)	SIGNED	4	RCENUMOFFRAVAILABLEBYSWAP31	31-bit field
712	(2C8)	SIGNED	8	RCEMAXFRAMESTOEXAMINE	Number of frames to examine in Global Steal before enabling
712	(2C8)	SIGNED	4		Reserved
716	(2CC)	SIGNED	4	RCEMAXFRAMESTOEXAMINE31	31-bit field
720	(2D0)	SIGNED	8	RCEPERCENTSTOLEN	Percent of frames we expect to have stolen in global steal after examining RCEMaxFramesToExamine
720	(2D0)	SIGNED	4		Reserved
724	(2D4)	SIGNED	4	RCEPERCENTSTOLEN31	31-bit field
728	(2D8)	ADDRESS	4	RCEGLRUSEGHDRPTR	Pointer to the Global LRU Segment Header
732	(2DC)	SIGNED	4	RCEFXABVSTL	NUMBER OF FIXED PAGES IN LOGICALLY SWAPPED ADDRESS SPACES THAT WERE BACKED BY REAL FRAMES BETWEEN 16M and 2G

Table 811. Structure RCE (continued)

Offset Dec	Offset Hex	Type	Len	Name (Dim)	Description
736	(2E0)	SIGNED	4	RCEXTOTSTL	NUMBER OF FIXED PAGES IN LOGICALLY SWAPPED ADDRESS SPACES THAT WERE BACKED BY REAL FRAMES below 16M or BETWEEN 16M and 2G
740	(2E4)	SIGNED	4	RCESTABV	TOTAL NUMBER OF FIXED PAGES IN LOGICALLY SWAPPED ADDRESS SPACES ELIGIBLE TO BE STOLEN that are between 16M and 2G
744	(2E8)	CHARACTER	1	RCERSV5(0)	RESERVED FOR HBB7720
744	(2E8)	SIGNED	8	RCELARGEMEMORYOBJECTS	Number of fixed 1M memory objects allocated in the system
744	(2E8)	CHARACTER	4		
748	(2EC)	SIGNED	4	RCELARGEMEMORYOBJECTS31	
752	(2F0)	SIGNED	8	RCELARGEFILESBACKEDINREAL	Number of fixed 1M pages in use. Does not include pages obtained as pageable large and later fixed.
752	(2F0)	CHARACTER	4		
756	(2F4)	SIGNED	4	RCELARGEFILESBACKEDINREAL31	
760	(2F8)	SIGNED	8	RCERECONLFASIZE	Size of the Reconfigurable fixed 1M area (LFAREA) in megabytes. Deprecated, always zero.
760	(2F8)	CHARACTER	4		
764	(2FC)	SIGNED	4	RCERECONLFASIZE31	
768	(300)	SIGNED	8	RCENONRECONLFASIZE	The maximum number of non-reconfigurable fixed 1M frames as specified in IEASYSxx 1M LFAREA.
768	(300)	CHARACTER	4		
772	(304)	SIGNED	4	RCENONRECONLFASIZE31	
776	(308)	SIGNED	8	RCERECONLFAUSED	Number of 1MB frames in the Reconfigurable Large Frame Area that are allocated Deprecated, always zero.
776	(308)	CHARACTER	4		
780	(30C)	SIGNED	4	RCERECONLFAUSED31	
784	(310)	SIGNED	8	RCENONRECONLFAUSED	Number of non-reconfigurable fixed 1M frames which have been used and are no longer available. This includes frames that are used to back 4k or pageable 1M pages. This value is always RceNonReconLfSize minus RceLfAvailGroups.
784	(310)	CHARACTER	4		
788	(314)	SIGNED	4	RCENONRECONLFAUSED31	
792	(318)	SIGNED	4		Reserved for HBB77B0
796	(31C)	SIGNED	4	RCELFAVAILGROUPS	Count of available 1M frame groups that can satisfy 1M fixed requests. These frames are also included in RCEPMAFC.
800	(320)	SIGNED	4	RCELSAFC	Count of available single large frames - This field is deprecated as of HBB77B0 and always zero
804	(324)	SIGNED	4	RCELARGEUSED1MHWM	High water mark (largest value ever set) for RceLargePagesBackedInReal.
808	(328)	SIGNED	4	RCELARGEUSED4KHWM	High-Water mark of the number of large pages allocated on behalf of 4K page requests. This field is deprecated as of HBB77B0 and always zero

Table 811. Structure RCE (continued)

Offset Dec	Offset Hex	Type	Len	Name (Dim)	Description
812	(32C)	CHARACTER	60	RCERSV6	RESERVED FOR HBB7740
872	(368)	ADDRESS	8	RCEHVCOMMONSTRT	Lowest Virtual address for the high virtual common area
880	(370)	ADDRESS	8	RCEHVCOMMONEND	Highest Virtual address for the high virtual common area
888	(378)	SIGNED	8	RCEHVCOMMONPAGES	Number of high virtual common memory pages allocated for the entire system. This count includes hidden pages
888	(378)	SIGNED	4		
892	(37C)	SIGNED	4	RCEHVCOMMONPAGES31	Number of 64-bit common memory pages allocated for the entire system. This count includes hidden pages
896	(380)	SIGNED	8	RCEHVCOMMONHWMBYTES	High Water Mark for number of 64-Bit common bytes allocated in the entire system
904	(388)	SIGNED	8	RCEHVCOMMONNMOMB	Number of 64-bit common memory objects currently allocated
912	(390)	SIGNED	8	RCEHVCOMMONINREAL	Number of 64-bit common memory pages backed in real
912	(390)	SIGNED	4		
916	(394)	SIGNED	4	RCEHVCOMMONINREAL31	Number of 64-bit common memory pages backed in real
920	(398)	SIGNED	8	RCEHVCOMMONAUXSLOTS	Number of 64-Bit common memory pages backed in aux. Includes only dasd storage
920	(398)	SIGNED	4		
924	(39C)	SIGNED	4	RCEHVCOMMONAUXSLOTS31	Number of 64-bit common memory pages backed in aux storage. Includes only dasd storage.
928	(3A0)	SIGNED	8	RCEHVCOMMONPAGESFIXED	Number of 64-Bit common memory pages that are fixed in real
928	(3A0)	SIGNED	4		
932	(3A4)	SIGNED	4	RCEHVCOMMONPAGESFIXED31	Number of 64-bit common memory pages fixed in real
936	(3A8)	SIGNED	8	RCEHVCOMMONPAGESDREF	Number of 64-Bit common DREF pages in real
936	(3A8)	SIGNED	4		
940	(3AC)	SIGNED	4	RCEHVCOMMONPAGESDREF31	Number of 64-bit common DREF pages in real
944	(3B0)	SIGNED	4	RCEENABLEINCRSHARED	Enable increment used in IAXXR during online processing for shared CPs
948	(3B4)	SIGNED	4	RCEENABLEINCRDEDICATED	Enable increment used in IAXXR during online processing for dedicated CPs
952	(3B8)	CHARACTER	8	RCEPLSZ	Initial pageable large area size. Deprecated, always zero since HBB77B0.
960	(3C0)	SIGNED	8	RCEPMSS	Number of failed attempts to back storage with pageable large frames (pref)
968	(3C8)	SIGNED	8	RCEPLSID	Number of system-initiated demotions from pageable large frame groups to 4k page frames
976	(3D0)	SIGNED	8	RCEPLRID	Number of request-initiated demotions from pageable large frame groups to 4k page frames

Table 811. Structure RCE (continued)

Offset Dec	Offset Hex	Type	Len	Name (Dim)	Description
984	(3D8)	SIGNED	4	RCEPMAFC	Number of available 1M frames in the preferred high area. These frames are also included in RcePhAfc and RceQdAfc. Serialization: RSMGL lock or TX/CS
988	(3DC)	SIGNED	4	RCEPLHWM	High water mark for the number of pageable large frame groups used by the system (RCEPLFRM)
992	(3E0)	SIGNED	4	RCEPSAFC	Number of available pageable large single frames (pref) Deprecated, always zero since HBB77B0.
996	(3E4)	SIGNED	4	RCERSV3	Reserved for HBB7750
1000	(3E8)	SIGNED	8	RCEPLFAILED SINCE LAST COALESCE	Last count of total number of failed attempts to back storage with pageable large frames (RCEPMMSS+RCENMMSS) since we last performed 1M coalescing
1008	(3F0)	SIGNED	4	RCEPLFRM	Number of pageable large frame groups in-use by the system
1012	(3F4)	SIGNED	4	RCENSAFC	Number of available pageable large single frames (non-pref). Deprecated, always zero since HBB77B0.
1016	(3F8)	CHARACTER	16	RCERSV7	Reserved for HBB7750
1032	(408)	SIGNED	4	RCELARGEUSED4K	Number of fixed large frames used to satisfy 4K frame requests. Serialized by CS. This field is deprecated as of HBB77B0 and always zero
1036	(40C)	SIGNED	4	RCEUNOWNEDCOMMONLARGEOBJECTS	Number of common large memory objects whose owner is no longer active. Serialized by RSMGL lock.
1040	(410)	SIGNED	8	RCEUNOWNEDCOMMONLARGE PAGES	Number of common large pages whose owner is no longer active. Serialized by RSMGL lock.
1048	(418)	SIGNED	4	RCEHVCOMMONOBJECTS FIXED1M	Number of 64-Bit common large memory objects allocated in the system. Serialized by C/S.
1052	(41C)	SIGNED	4	RCELARGEUSEDPL	Number of fixed large frame used to satisfy pageable large frame requests. Serialized by C/S. This field is deprecated as of HBB77B0 and always zero
1056	(420)	SIGNED	4	RCEPLXRM	Number of pageable large frame groups that are fixed
1060	(424)	SIGNED	4	RCENMAFC	Number of available pageable large frame groups (non-pref)
1064	(428)	SIGNED	8	RCENMMSS	Number of failed attempts to back storage with pageable large frames (non-pref)
1072	(430)	SIGNED	8	RCESGAUXSCM	Number of shared page groups backed on SCM storage - Serialized by RSMCM lock
1080	(438)	SIGNED	8	RCEHVSHRAUXSCM	Number of High Virtual Shared pages backed on SCM storage. This count includes the Rce64_HvShr1MAuxScm value - Serialized by RSMCM lock
1088	(440)	SIGNED	8	RCEHVCOMMONAUXSCM	Number of High Virtual Common pages backed on SCM storage - Serialized by RSMCM lock

Table 811. Structure RCE (continued)

Offset Dec	Offset Hex	Type	Len	Name(Dim)	Description
1096	(448)	SIGNED	8	RCETOTPIDASD	Total page-ins from DASD. Excludes SWAP-IN, VIO, AND HIPERSPACE PAGE-INS. Serialized by CSG
1104	(450)	SIGNED	8	RCETOTPISCM	Total page-ins from SCM Excludes SWAP-IN, VIO, AND HIPERSPACE PAGE-INS. Serialized by CSG
1112	(458)	SIGNED	8	RCETOTPODASD	Total page-outs to DASD. Excludes Swap-Out, VIO PAGE-OUT, VIO MOVEOUT and HIPERSPACE PAGES. Serialized by CSG
1120	(460)	SIGNED	8	RCETOTPOSCM	Total page-outs to SCM. Excludes Swap-Out, VIO PAGE-OUT, VIO MOVEOUT and HIPERSPACE PAGES. Serialized by CSG
1128	(468)	CHARACTER	24		Reserved for HBB7780
1152	(480)	SIGNED	8	RCEHVCOMMONPAGES1M	Number of 64-Bit common memory 1M pages that are backed in real
1160	(488)	SIGNED	8	RCEHVCOMMONPAGESFIXED1M	Number of 64-Bit common memory 1M pages that are fixed in real
1168	(490)	SIGNED	8	RCETOTPO1M	Total page-outs for 1M pages. Excludes SWAP-IN, VIO, AND HIPERSPACE PAGE-INS. Serialized by CSG
1176	(498)	SIGNED	8	RCETOTPI1M	Total page-ins for 1M pages. Excludes SWAP-IN, VIO, AND HIPERSPACE PAGE-INS. Serialized by CSG
1184	(4A0)	SIGNED	8	RCETOTPO1MSCM	Total page outs for 1M pages to SCM. Excludes Swap-Out, VIO PAGE-OUT, VIO MOVEOUT and HIPERSPACE PAGES. Serialized by CSG
1192	(4A8)	SIGNED	8	RCETOTPI1MSCM	Total page-ins of 1M pages from SCM. Excludes Swap-Out, VIO PAGE-OUT, VIO MOVEOUT and HIPERSPACE PAGES. Serialized by CSG
1200	(4B0)	SIGNED	8	RCECOMP01M	Number of 64-bit common memory 1M pages paged-out Serialized by CSG
1208	(4B8)	SIGNED	8	RCECOMP11M	Number of 64-bit common memory 1M pages paged-in Serialized by CSG
1216	(4C0)	SIGNED	8	RCE_FREEMAINEDFRAMES	Number of freemained frames in all address spaces. Serialized by CS
1224	(4C8)	SIGNED	4	RCE_FFREGIONTARGETINIT	Initial value of Rax_FFRegionTarget
1228	(4CC)	SIGNED	4	RCE_FFHIGHTARGETINIT	Initial value of Rax64_FFHightarget
1232	(4D0)	CHARACTER	8	RCERSV8	Reserved for HBB7780
1240	(4D8)	SIGNED	4	RCEPHPPOOL	Total preferred high frame pool count (in 4k frame units)
1244	(4DC)	SIGNED	4	RCELARGEALLOCATEDPL	Number of Fixed Large Pages allocated as Pageable Large Pages - different from RCELargeUsedPL which is the number of fixed large pages currently used as pageable large pages. If they were to be demoted, they would not be counted in RCELargeUsedPL. Demoted pageable large pages are included in this field. Serialized by CS. This field is deprecated as of HBB77B0 and always zero
1248	(4E0)	SIGNED	4	RCEPLTOTAL	Total Number of 1M frames in the system. Similar to RcePhPool but in 1M units.
1252	(4E4)	SIGNED	4	RCELARGEUSEDPLHWM	High-Water mark of the number of large pages allocated on behalf of pageable large requests. This field is deprecated as of HBB77B0 and always zero



Table 811. Structure RCE (continued)

Offset Dec	Offset Hex	Type	Len	Name (Dim)	Description
1256	(4E8)	SIGNED	8	RCE2GMEMORYOBJECTS	Number of 2G Memory Objects allocated in the system
1256	(4E8)	CHARACTER	4		
1260	(4EC)	SIGNED	4	RCE2GMEMORYOBJECTS31	
1264	(4F0)	SIGNED	8	RCE2GPAGESBACKEDINREAL	Number of 2G pages backed in real storage
1264	(4F0)	CHARACTER	4		
1268	(4F4)	SIGNED	4	RCE2GPAGESBACKEDINREAL31	
1272	(4F8)	SIGNED	8	RCE2GNONRECONLFA SIZE	Size of the Non-Reconfigurable 2G Frame Area in 2G units. This includes 2G frames above 4T
1272	(4F8)	CHARACTER	4		
1276	(4FC)	SIGNED	4	RCE2GNONRECONLFA SIZE31	
1280	(500)	SIGNED	8	RCE2GNONRECONLFAUSED	Number of 2G frames in the Non-Reconfigurable 2G Frame Area that are allocated
1280	(500)	CHARACTER	4		
1284	(504)	SIGNED	4	RCE2GNONRECONLFAUSED31	
1288	(508)	SIGNED	4	RCE2GHWM	High water mark for the number of 2G frame groups used by the system
1292	(50C)	SIGNED	4	RCE_MAXMEMPOOLS	Number of mempools that RSM should be initialized to handle (e.g. number of MPT entries that RSM initialization should obtain). This value is initialized during IPL by WLM/SRM based on resource group limits. This value must not exceed the maximum number of mempools currently supported by RSM - Mpt_kMptMaxMempoolsSupported
1296	(510)	ADDRESS	8	RCEGLRU64SEGHDRPTR	Pointer to the 64-bit Global LRU Segment Header
1304	(518)	SIGNED	4	RCEREQUESTEDNUMPCIE1MPAGES	Number of 1M pages requested for PCIE. This will be set by IOS during IPL to be used by IAXMT to reserve the 1M PCIE area. Initialized to zero since IAXMT will request no less than kSizeForPCIEDevices pages regardless of what is specified here.
1308	(51C)	SIGNED	4	RCE_QUADQUEUEAFC	Number of available quad frame groups on the quad frame queue. These frames are also counted in RceQdAfc.
1312	(520)	SIGNED	4	RCE_OCTOAFc	Number of available octo frame groups (count does not factor out the 2 quad reserves)
1316	(524)	SIGNED	4	RCE_OCTOFAMESINUSE	Number of octo frame groups in-use
1320	(528)	SIGNED	4	RCE_OCTOFAMESINUSEHWM	High water mark for the number of octo frame groups in-use
1324	(52C)	SIGNED	4	RCE_PDATQUADCOUNT	Number of PDAT frames used for Quad frames. In increments of 1 per Quad
1328	(530)	SIGNED	4	RCE_PDATPAGETABLECOUNT	Number of 4k PDAT frames used for page tables
1332	(534)	SIGNED	4	RCE_DMEMTOTALONLINE2G	Total amount of online dedicated memory (includes memory used by the system) in 2G units
1336	(538)	ADDRESS	8	RCE_DMEMLARGESTREALADDRESS	Largest real address of dedicated memory (zero if dedicated memory is not defined)
1344	(540)	ADDRESS	8	RCE_NONDMEMLARGESTREALADDRESS	

Table 811. Structure RCE (continued)

Offset Dec	Offset Hex	Type	Len	Name (Dim)	Description
					Largest real address of non-Dedicated Memory. Always set, even if Dedicated Memory is not defined.
1352	(548)	SIGNED	4	RCE_DMEMTOTAL2G	Total amount of dedicated memory (includes memory that is offline and used by the system) in 2G units
1356	(54C)	CHARACTER	44	RCERSV10	Reserved for JBB778H
1400	(578)	ADDRESS	8	RCE64PTR	Pointer to 64-bit RCE extension
1408	(580)	CHARACTER	1	RCEEND(0)	KEEP RCE A MULTIPLE OF 8 BYTES
1408	(580)	X'580'	0	RCE_LEN	"*-RCE"

Table 812. Cross Reference for RCE

Name	Offset	Hex	Tag
RCE	0		
RCE_ASLRENABLED	21C		7
RCE_ASLR24ENABLED	21C		4
RCE_ASLR24WASONCEENABLED	21E		20
RCE_ASLR31ENABLED	21C		2
RCE_ASLR31WASONCEENABLED	21E		10
RCE_ASLR64ENABLED	21C		1
RCE_CHANGEATTRIBUTEAPPLIED	14D		1
RCE_DMEMLARGESTREALADDRESS	538		
RCE_DMEMTOTALONLINE2G	534		
RCE_DMEMTOTAL2G	548		
RCE_FFHEIGHTARGETINIT	4CC		
RCE_FFREGIONTARGETINIT	4C8		
RCE_FREEMAINEDFRAMES	4C0		
RCE_IARR2VREQAUTHYES	21E		4
RCE_INORIGINENABLED	14D		4
RCE_LEN	580		580
RCE_MAXMEMPOOLS	50C		
RCE_NOIPTEENABLE	21C		10
RCE_NOIPTEHIGHENABLE	21C		8
RCE_NONDMEMLARGESTREALADDRESS	540		
RCE_OA51647APPLIED	14F		1
RCE_OCTOAF	520		
RCE_OCTOFRAMESINUSE	524		
RCE_OCTOFRAMESINUSEHWM	528		
RCE_ONLINEFRAMECOUNTAT IPL	2A8		
RCE_PDATPAGETABLECOUNT	530		
RCE_PDATQUADCOUNT	52C		
RCE_QUADQUEUEAF	51C		

Table 812. Cross Reference for RCE (continued)

Name	Offset	Hex Tag
RCE_SENSITIVESUPPORTAPPLIED	14D	2
RCE_SRMSAYSKEEPFREEMAINEDFRAMES	21C	20
RCE_SRMSAYSREASON	21D	
RCE_SRMSAYSREASONAFQ	21D	40
RCE_SRMSAYSREASONCONFIGOFFLINE	21D	20
RCE_SRMSAYSREASONFXS	21D	80
RCE_TARGETMAYBEREADONLYENABLED	14F	4
RCE_TGHAS@	244	
RCE_TOTALHSASIZE	2B0	
RCE_USERKEYCOMMONUSAGE	21E	80
RCE_USERKEYCOMMONUSAGESINCEIPL	21E	40
RCE_USE2GT064GENABLE	14F	8
RCE_WLCENABLED	21E	8
RCEABOVELOW	218	
RCEABOVEOK	21A	
RCEABVFX	1E8	
RCEABVPL	1F4	
RCEAEC	94	
RCEAECLO	98	
RCEAECOK	9C	
RCEAFC	88	
RCEAFCLO	18	
RCEAFCOK	1C	
RCEBELFX	7C	
RCEBELOWLOW	214	
RCEBELOWOK	216	
RCEBELPL	8	
RCEBELSF	17C	
RCEBLPIA	138	
RCEBLPIE	134	
RCEBLSTA	140	
RCEBLSTE	13C	
RCEBPPIA	128	
RCEBPPIE	124	
RCEBPSTA	130	
RCEBPSTE	12C	
RCECADSHW	23E	
RCECADSLOST	240	
RCECADSUSED	23C	

Table 812. Cross Reference for RCE (continued)

Name	Offset	Hex Tag
RCECOMBI	B4	
RCECOMPI	48	
RCECOMPI1M	4B8	
RCECOMPO	5C	
RCECOMPO1M	4B0	
RCECOMRC	38	
RCECSARE	1B8	
RCEDBFRM	E4	
RCEDEFFX	10	
RCEDEFQF	1D5	
RCEDFC	8C	
RCEDFRS	24	
RCEDREFR	1C8	
RCEDRIPS	DC	
RCEDRIRS	E8	
RCEDUMPALLPFTCADS	242	80
RCEENABLEINCRDEDICATED	3B4	
RCEENABLEINCRSHARED	3B0	
RCEEND	580	
RCEESINU	A4	
RCEESPI	144	
RCEESPL	A0	
RCEESREA	AC	
RCEESSPI	18C	
RCEESSPO	190	
RCEESST	148	
RCEESTB1	69	
RCEESTB2	6A	
RCEESTB3	6B	
RCEESTTS	68	
RCEESWRT	A8	
RCEFAUXS	14C	4
RCEFBV	194	
RCEFBV1	194	
RCEFBV2	198	
RCEFBV3	19C	
RCEFBV4	1A0	
RCEFEAT3ENAB	14E	20
RCEFEAT5ENAB	14E	8

Table 812. Cross Reference for RCE (continued)

Name	Offset	Hex Tag
RCEFIXAB	14C	80
RCEFIXB1	15C	
RCEFIXB2	15E	
RCEFLAGS	14C	
RCEFLAGSABN	21C	
RCEFLAGSOTHER	242	
RCEFLAGS1	14C	
RCEFLAGS2	14D	
RCEFLAGS3	14E	
RCEFLAGS4	14F	
RCEFLGS5	21C	
RCEFLGS7	21E	
RCEFLGS8	21F	
RCEFQSPLITLIM	2A4	
RCEFRV1	11C	
RCEFRV2	11E	
RCEFRV3	120	
RCEFRV4	122	
RCEFXABVSTL	2DC	
RCEFXSTL	118	
RCEFXTOTSTL	2E0	
RCEGETFRAMEDEFERTHRESHOLD	25C	
RCEGLRUSEGHRPTR	2D8	
RCEGLRU64SEGHRPTR	510	
RCEGROUP	B0	
RCEHRTPN	17	
RCEHRTPP	16	
RCEHSPEM	108	
RCEHSPER	104	
RCEHSPEW	100	
RCEHSPPI	110	
RCEHSPPO	10C	
RCEHSPRR	200	
RCEHSPRW	1FC	
RCEHVCOMMONAUXSCM	440	
RCEHVCOMMONAUXSLOTS	398	
RCEHVCOMMONAUXSLOTS31	39C	
RCEHVCOMMONEND	370	
RCEHVCOMMONHWMBYTES	380	

Table 812. Cross Reference for RCE (continued)

Name	Offset	Hex Tag
RCEHVCOMMONINREAL	390	
RCEHVCOMMONINREAL31	394	
RCEHVCOMMONNMOMB	388	
RCEHVCOMMONOBJECTSFIXED1M	418	
RCEHVCOMMONPAGES	378	
RCEHVCOMMONPAGESDREF	3A8	
RCEHVCOMMONPAGESDREF31	3AC	
RCEHVCOMMONPAGESFIXED	3A0	
RCEHVCOMMONPAGESFIXED1M	488	
RCEHVCOMMONPAGESFIXED31	3A4	
RCEHVCOMMONPAGES1M	480	
RCEHVCOMMONPAGES31	37C	
RCEHVCOMMONSTRT	368	
RCEHVSHRAUXSCM	438	
RCEHVSHRAUXSLOTS	268	
RCEHVSHRAUXSLOTS31	26C	
RCEHVSHRINREAL	260	
RCEHVSHRINREAL31	264	
RCEHVSHRPAGEINS	270	
RCEHVSHRPAGEINS31	274	
RCEHVSHRPAGEOUTS	278	
RCEHVSHRPAGEOUTS31	27C	
RCEID	0	
RCEINCLUDE1MAFC	14E	2
RCEKRE	158	
RCELARGEALLOCATEDPL	4DC	
RCELARGEMEMORYOBJECTS	2E8	
RCELARGEMEMORYOBJECTS31	2EC	
RCELARGEAGESBACKEDINREAL	2F0	
RCELARGEAGESBACKEDINREAL31	2F4	
RCELARGEUSEDPL	41C	
RCELARGEUSEDPLHWM	4E4	
RCELARGEUSED1MHWM	324	
RCELARGEUSED4K	408	
RCELARGEUSED4KHWM	328	
RCELFAVAILGROUPS	31C	
RCELPABI	D8	
RCELPAFX	1C0	
RCELPAPI	4C	

Table 812. Cross Reference for RCE (continued)

Name	Offset	Hex Tag
RCELPARC	3C	
RCELPARE	1BC	
RCELSAFC	320	
RCELSIRS	EC	
RCELVHPRSTR	228	
RCELVLPRLIM	220	
RCELVSHRBYTES	250	
RCELVSHRLIM	228	
RCELVSHRNMOMB	258	
RCELVSHRPAGES	248	
RCELVSHRPAGES31	24C	
RCELVSHRSTR	220	
RCEMAXFRAMECPUQ	2A0	
RCEMAXFRAMESTOEXAMINE	2C8	
RCEMAXFRAMESTOEXAMINE31	2CC	
RCEMAXFX	C	
RCEMAXHVFRM	234	
RCEMIGAI	F4	
RCEMINHVFRM	230	
RCEMBEL	B8	
RCENAAFC	1DC	
RCENBAFC	1D8	
RCENHAFC	1E0	
RCENMAFC	424	
RCENMMSS	428	
RCENONRECONLFASIZE	300	
RCENONRECONLFASIZE31	304	
RCENONRECONLFAUSED	310	
RCENONRECONLFAUSED31	314	
RCENON1STREFFAULTS	294	
RCENORCF	14C	20
RCENSAFC	3F4	
RCENUMFRAMESFX	28C	
RCENUMOFFIXREQUESTS	288	
RCENUMOFFRAVAILABLEBYSWAP	2C0	
RCENUMOFFRAVAILABLEBYSWAP31	2C4	
RCENUMOFGETMAINREQUESTS	280	
RCENWSF	CC	
RCENWSP	C4	

Table 812. Cross Reference for RCE (continued)

Name	Offset	Hex Tag
RCENWSS	C8	
RCE0A44207APPLIED	14F	80
RCE0A44436APPLIED	14F	40
RCE0A46291APPLIED	14F	20
RCE0A51864APPLIED	14D	8
RCEPAAFC	1A8	
RCEPAGEABLELARGE	14E	10
RCEPAGMV	90	
RCEPBAFC	84	
RCEPBAFL	40	
RCEPERCENTSTOLEN	2D0	
RCEPERCENTSTOLEN31	2D4	
RCEPFCOK	1AC	
RCEPFTAL	204	
RCEPGSBACKEDONGTMNREQS	284	
RCEPHAFC	1CC	
RCEPHP00L	4D8	
RCEPI00K	14C	8
RCEPLFAILED SINCE LAST COALESCE	3E8	
RCEPLFRM	3F0	
RCEPLHWM	3DC	
RCEPLRID	3D0	
RCEPLSID	3C8	
RCEPLSZ	3B8	
RCEPLTOTAL	4E0	
RCEPLXRM	420	
RCEPMAFC	3D8	
RCEPMMSS	3C0	
RCEP00L	4	
RCEPRCUR	154	
RCEPRMCT	210	
RCEPRTBL	150	
RCEPRTDW	150	
RCEPSAFC	3E0	
RCEQDAFC	1D0	
RCEQDFRM	1EC	
RCEQDSZ	208	
RCEQDTHR	1F0	
RCEQFAIL	1D4	



Table 812. Cross Reference for RCE (continued)

Name	Offset	Hex Tag
RCEQSAFC	1E4	
RCERASPINITIALIZED	14D	80
RCERAX	80	
RCERCFEX	14C	10
RCEREALFRAMESINITIALIZED	21C	40
RCERECONLFASIZE	2F8	
RCERECONLFASIZE31	2FC	
RCERECONLFAUSED	308	
RCERECONLFAUSED31	30C	
RCEREQUESTEDNUMPCIE1MPAGES	518	
RCERESTRICTPFTCADS	14F	10
RCERET	F0	
RCERPBOX	14	
RCERSQA	20	
RCERSV10	54C	
RCERSV2	1D6	
RCERSV3	3E4	
RCERSV4	298	
RCERSV5	2E8	
RCERSV6	32C	
RCERSV7	3F8	
RCERSV8	4D0	
RCESCMBLOCKMANAGERDAMAGED	14D	20
RCESCMBLOCKMANAGERENABLED	14D	40
RCESCMEVACINPROGRESS	21C	80
RCESGAUX	174	
RCESGAUXSCM	430	
RCESGINE	170	
RCESGINR	16C	
RCESOFFENAB	14E	4
RCESPFR	2C	
RCESPGPI	184	
RCESPGPO	188	
RCESPQUO	180	
RCESQAFX	1C4	
RCESSINH	14C	40
RCESTABL	114	
RCESTABV	2E4	
RCESTBRK	238	

Table 812. Cross Reference for RCE (continued)

Name	Offset	Hex Tag
RCESTECB	1F8	
RCESTLTI	160	
RCESTORAGEINITECBP	1F8	40
RCESTORAGEINITECBW	1F8	80
RCESTORAGESTATUSGOODATIPL	14D	10
RCESTTOT	29C	
RCESUBSPACEV64	14E	80
RCESWPPI	50	
RCESWPPO	60	
RCETOTFX	78	
RCETOTPI	44	
RCETOTPIDASD	448	
RCETOTPISCM	450	
RCETOTPI1M	498	
RCETOTPI1MSCM	4A8	
RCETOTPO	58	
RCETOTPODASD	458	
RCETOTPOSCM	460	
RCETOTPO1M	490	
RCETOTPO1MSCM	4A0	
RCETOTRC	34	
RCETOTSF	178	
RCETOTSG	168	
RCETOTSM	1A4	
RCEUKCR	14C	1
RCEUNOWNEDCOMMONLARGEOBJECTS	40C	
RCEUNOWNEDCOMMONLARGEFILES	410	
RCEUSE2GT032GAREAOK	14C	2
RCEVIOME	6C	
RCEVIOMG	74	
RCEVIOMR	1B0	
RCEVIOPI	54	
RCEVIOPO	64	
RCEVIORE	70	
RCEVIORR	1B4	
RCEVIORU	30	
RCEV64COMMONGUARD	14E	1
RCEV64COUNTDISCARD	14F	2
RCEV64COUNTPAGES	14E	40

Table 812. Cross Reference for RCE (continued)

Name	Offset	Hex Tag
RCEWLM	68	
RCEWRAPS	C0	
RCEWSACT	F8	
RCEWSAM	FC	
RCEWSDNE	D4	
RCEWSPRP	D0	
RCE1STREFFAULTS	290	
RCE2GHWM	508	
RCE2GMEMORYOBJECTS	4E8	
RCE2GMEMORYOBJECTS31	4EC	
RCE2GNONRECONLFASIZE	4F8	
RCE2GNONRECONLFASIZE31	4FC	
RCE2GNONRECONLFAUSED	500	
RCE2GNONRECONLFAUSED31	504	
RCE2GPAGESBACKEDINREAL	4F0	
RCE2GPAGESBACKEDINREAL31	4F4	
RCE64PTR	578	

## RCT information

### RCT programming interface information

**ONLY** the following fields are part of the programming interface information:

- RCCFXETH
- RCCFXETL
- RCCFXTTH
- RCCFXTTL
- RCTFLAG1\_LACS\_RCU
- RCTFLAG1\_RCCFXETA
- RCTFLAG1\_RCCFXTTA
- RCTIMGWU
- RCTLACA
- RCTLACB
- RCTLACCR
- RCTLACM
- RCTLACS
- RCTPCPUA
- RCTPCPUA\_ACTUAL
- RCTPCPUA\_SCALING\_FACTOR
- RCVAFQA
- RCVAVQC

- RCVCPUA
- RCVFXIOP
- RCVMFXA
- RCVPAGRT
- RCVPTR
- RCVSWPTM
- RCVUICA

## RCT heading information

<b>Common name:</b>	System Resource Manager Resource Control Table
<b>Macro ID:</b>	IRARCT
<b>DSECT name:</b>	RCT (unless DSECT=NO is coded)
<b>Owning component:</b>	System Resource Manager (SC1CX)
<b>Eye-catcher ID:</b>	RCT Offset: 0 Length: CHAR(4)
<b>Storage attributes:</b>	Subpool: Nucleus Key: 0 Residency: Nucleus (above 16M line)
<b>Size:</b>	272 bytes @LPOWSMC
<b>Created by:</b>	Assembled into nucleus module IRARMCNS
<b>Pointed to by:</b>	RMCTRCT field of the RMCT data area
<b>Serialization:</b>	SRM lock
<b>Function:</b>	Contains constants and statistics used by the system resource manager's resource monitor routine

## RCT mapping

Table 813. Structure RCT

Offset Dec	Offset Hex	Type	Len	Name(Dim)	Description
0	(0)	STRUCTURE	352	RCT	RESOURCE CONTROL TABLE
0	(0)	CHARACTER	4	RCTRCT	ACRONYM IN EBCDIC -RCT-
RESOURCE CONTROL CONSTANTS					
4	(4)	SIGNED	2	RCCUICTL	UIC THRESHOLD LOW
6	(6)	SIGNED	2	RCCUICTH	UIC HIGH THRESHOLD
8	(8)	SIGNED	2	RCCCPUTL	CPU LOW THRESHOLD SCALED BY 16
10	(A)	SIGNED	2	RCCCPUTH	CPU HIGH THRESHOLD SCALED BY 16
12	(C)	SIGNED	2	RCCPTRTL	PAGING RATE LOW THRESHOLD
14	(E)	SIGNED	2	RCCPTRTH	PAGING RATE HIGH THRESHOLD
16	(10)	SIGNED	2	RCCSRSF	SWAP RATE SCALING FACTOR SCALED BY 100
18	(12)	SIGNED	2	RCCILEV	In Long enough recommendation value threshold for select and swapout action to occur

Table 813. Structure RCT (continued)

Offset Dec	Offset Hex	Type	Len	Name(Dim)	Description
20	(14)	UNSIGNED	2	RCCOV BMP	Percentage used to determine whether overblocking is occurring (percentage of unneeded frames brought in from aux and expanded as part of a block)
22	(16)	UNSIGNED	2	RCVDASAV	RM2 interval average number of address spaces delayed for CPU, scaled by 16
24	(18)	UNSIGNED	4	RCVDASAC	Accumulated samples of CcvDasCt for current RM2 interval
28	(1C)	UNSIGNED	4	RCTIMGWU	Workload Units available to MVS image when not running as VM guest. If running as VM guest, capacity available to VM. Only calculated on machines that support the STSI instruction.
32	(20)	UNSIGNED	4	RCTCECWU	Workload Units capacity of CEC. Only calculated on machines that support the STSI instruction.
36	(24)	SIGNED	2	RCCRUAM	MULTIPLIER FOR OLD READY USER AVG
38	(26)	SIGNED	2	RCCRUCM	MULTIPLIER FOR ACCUM READY USER AVG
40	(28)	SIGNED	2	RCCWSRM	MULTIPLIER FOR OLD WEIGHTED SVCE RATE
42	(2A)	SIGNED	2	RCCSRCM	MULTIPLIER FOR ACCUMULATED SERVICE RATE
44	(2C)	SIGNED	2	RCCDCITL	CONTENTION INDEX THRESHOLD FOR EXCHANGE
46	(2E)	SIGNED	2	RCCETOLD	MULT FOR OLD E.T. AVG
48	(30)	SIGNED	2	RCCETCUR	MULT FOR NEW E.T. AVG
50	(32)	SIGNED	2	RCCRSVF3	RESERVED
RESOURCE CONTROL VARIABLES					
52	(34)	SIGNED	2	RCVCTMC	SAMPLE INTERVALS COUNT
54	(36)	SIGNED	2	RCVUICA	UIC AVERAGE
56	(38)	SIGNED	2	RCVCPUA	CPU USAGE AVERAGE
58	(3A)	SIGNED	2	RCVAVQC	AVQ LOW COUNT
60	(3C)	SIGNED	2	RCVNSQLA_4K	NONSWAP ASM QUEUE LENGTH AVERAGE 4K-frame based, i.e. counts the number of real storage frames involved in the I/O requests
62	(3E)	SIGNED	2	RCVPINSC	policy interval sample count, wlm mode only
64	(40)	UNSIGNED	2	RCVCPUAA	total processor usage average
66	(42)	BITSTRING	2	RCTFLAG1	Flag area
	1... ....			RCTFLAG1_LACS_RCU	If on, the RCTLAC* values are provided for systems running in LPAR mode or for systems running as a VM guest (if VM is running in LPAR mode). The value does no longer include CPU wait time
	.1.. ....			RCTFLAG1_RCCFXETA	RCCFXET=AUTO was specified
	..1. ....			RCTFLAG1_RCCFXTTA	RCCFXTT=AUTO was specified
	...1 ....			RCTFLAG1_CPESYSYM	CPENABLE=SYSTEM was specified
66	(42)	BITSTRING	1	*	Reserved
68	(44)	UNSIGNED	4	RCVCPUAC	total processor usage accumulator
72	(48)	SIGNED	4	RCVUICC	UIC ACCUMULATOR
76	(4C)	SIGNED	4	RCVCPUC	CPU USAGE ACCUMULATOR

Table 813. Structure RCT (continued)

Offset Dec	Offset Hex	Type	Len	Name (Dim)	Description
80	(50)	SIGNED	4	RCVAVQP	AVQ LOW COUNT SAVE AREA
84	(54)	SIGNED	4	RCVMQFP	Maximum number of quad frame groups used by RSM.
88	(58)	UNSIGNED	4	RCVBSWCT	Base Swap Count value for the accumulated number of pages swapped in/out from auxiliary/ expanded.
92	(5C)	SIGNED	4	RCVBPTCT	BASE PAGE FAULT COUNT
96	(60)	UNSIGNED	4	RCVBPUCT	Base Paging and Moving count for accumulated number of pages paged/ moved to and from aux/ expanded.
100	(64)	SIGNED	4	RCVBPPCT	BASE TOTAL PAGE COUNT
104	(68)	SIGNED	4	RCVBPTTM	BASE PAGE FAULT TIME
108	(6C)	UNSIGNED	4	RCVIFAC	IFA usage accumulator
112	(70)	SIGNED	4	RCVTAPAD	LAST ALLOCATED TAPE
116	(74)	SIGNED	2	RCVGMTRM	GLOBAL COUNT OF TERMWAITS DETECTED BY MS6
118	(76)	UNSIGNED	2	RCVIFAA	IFA usage average
EXTENDED REAL CONSTANTS					
120	(78)	SIGNED	2	RCCFX TTL	% All of real low MPL threshold
122	(7A)	SIGNED	2	RCCFX TTH	% All of real high MPL threshold
124	(7C)	SIGNED	2	RCCFX ET L	% Below the line low MPL threshold
126	(7E)	SIGNED	2	RCCFX ETH	% Below the line high MPL threshold
EXTENDED REAL VARIABLES					
128	(80)	SIGNED	2	RCVFXIOP	AVG % OF TOTAL FRAMES THAT ARE FIXED OR IN I/O
130	(82)	SIGNED	2	RCVMFXA	AVG % OF TOTAL FRAMES BELOW 16MEG THAT ARE FIXED
132	(84)	SIGNED	4	RCVFXCA	BELOW 16M FIXED FRAME COUNT AVERAGE
136	(88)	SIGNED	4	RCVFXCC	BELOW 16M FIXED FRAME COUNT ACCUMULATOR
140	(8C)	SIGNED	4	RCVBSWIC	Base swap count value for the accumulated number of pages swapped in from auxiliary
144	(90)	SIGNED	4	RCVASMQN	NONSWAP ASM QUEUE ACCUMULATOR I/O based, i.e., each page I/O counts as one no matter what size the page has
148	(94)	SIGNED	2	RCVNSQLA	NONSWAP ASM QUEUE LENGTH AVERAGE I/O based, i.e., each page I/O counts as one no matter what size the page has
150	(96)	SIGNED	2	RCVSWPTM	SWAP PAGE DELAY TIME (MILLISECS)
152	(98)	SIGNED	4	RCVASMQS	SWAP ASM QUEUE ACCUMULATOR
156	(9C)	UNSIGNED	4	RCVSWRQC	BASE SWAP PAGE COMPLETE COUNT
160	(A0)	SIGNED	4	RCVTFXCA	TOTAL FIXED FRAME COUNT AVERAGE
164	(A4)	SIGNED	4	RCVASMQN_4K	NONSWAP ASM QUEUE ACCUMULATOR 4K-frame based, i.e. counts the number of real storage frames involved in the I/O requests
168	(A8)	SIGNED	4	RCVMDFP	MAX # OF DOUBLE FRAME PAIRS USED
172	(AC)	SIGNED	4	RCCRM2OR	Reserved since z/OS 2.3 @WI122141C
176	(B0)	SIGNED	4	RCCMS6OR	Reserved since z/OS 2.3 @WI122141C

Table 813. Structure RCT (continued)

Offset Dec	Offset Hex	Type	Len	Name (Dim)	Description
180	(B4)	SIGNED	4	RCCWM2OR	VALUE OF THE WM2 EVALUATION THRESHOLD CALCULATED USING CPU ADJUSTMENT FACTOR (BEFORE LIMITS APPLIED)
184	(B8)	UNSIGNED	4	RCVSRBS	Accumulated Workload Management SRB Service for entire system. It is accumulated by WM1 and reset and used by RM3
188	(BC)	UNSIGNED	4	RCVTCBS	Accumulated Workload Management TCB Service for entire system. It is accumulated by WM1 and reset and used by RM3
192	(C0)	SIGNED	4	RCVCMPIB	Base for rcecomp (policy interval)
196	(C4)	UNSIGNED	4	RCTLACS	Long-term average CPU service used by this logical partition, in millions of service units per hour. If this value is above the partition's defined capacity, the partition will be capped. It is calculated using the physical CPU adjustment factor (RCTPCPUA) so it may not match other measures of service which are based on the logical CPU adjustment factor. It is available if the hardware supports LPAR cluster
200	(C8)	SIGNED	4	RCVPTR	Paging rate - fullword
204	(CC)	SIGNED	4	RCVSWRT	Swapin rate - fullword
208	(D0)	SIGNED	4	RCVPAGRT	Total paging rate - fullword
212	(D4)	SIGNED	4	RCTPCPUA	Physical CPU adjustment factor (i.e. adjustment factor for converting CPU time to equivalent service in basic-mode with all processors online).
216	(D8)	SIGNED	4	RCVAFQA	Available frame avg.
220	(DC)	UNSIGNED	4	RCVSUPC	SUP usage accumulator
224	(E0)	UNSIGNED	2	RCVSUPA	SUP usage average
226	(E2)	UNSIGNED	2	RCTRSVF3	reserved
228	(E4)	SIGNED	4	RCVF2GCA	Between 16M and 2G fixed frame count average
232	(E8)	CHARACTER	8	RCVF2GCC	Between 16M and 2G fixed frame count accumulator
240	(F0)	CHARACTER	8	RCVTFXCC	Total fixed frame count accumulator
248	(F8)	CHARACTER	8	RCVAFQC	Available frame count accumulator
256	(100)	SIGNED	4	RCTPCPUA_ACTUAL	Physical CPU adjustment factor (i.e. adjustment factor for converting CPU time to equivalent service in basic-mode with all processors online). Based on Model Capacity Rating
260	(104)	SIGNED	4	RCTPCPUA_NOMINAL	Physical CPU adjustment factor (i.e. adjustment factor for converting CPU time to equivalent service in basic-mode with all processors online). Based on Nominal Model Capacity Rating
264	(108)	SIGNED	4	RCTPCPUA_SCALING_FACTOR	Scaling factor for RCTPCPUA_actual, RCTPCPUA_nominal, RCTPCPUA_actual_zCBP, and RCTPCPUA_nominal_zCBP
RESOURCE CONTROL VARIABLES CONTINUATION					
268	(10C)	SIGNED	4	RCVPICPUC	CPU usage accumulator of policy interval

Table 813. Structure RCT (continued)

Offset Dec	Offset Hex	Type	Len	Name (Dim)	Description
272	(110)	SIGNED	4	RCVPICPUAC	Total processor usage accumulator of policy interval
276	(114)	SIGNED	4	RCVPIIFAC	IFA usage accumulator of policy interval
280	(118)	SIGNED	4	RCVPISUPC	SUP usage accumulator of policy interval
284	(11C)	SIGNED	2	RCVPICPUA	CPU usage average of policy interval
286	(11E)	SIGNED	2	RCVPICPUAA	Total processor usage average of policy interval
288	(120)	SIGNED	2	RCVPIIFAA	IFA usage average of policy interval
290	(122)	SIGNED	2	RCVPISUPA	SUP usage average of policy interval
292	(124)	SIGNED	2	RCVPITMC	Sampling count of policy interval
294	(126)	SIGNED	2	*	reserved
296	(128)	UNSIGNED	4	RCTLACM	Long-term average of CPU service consumed by transactions classified with reporting attribute MOBILE, in millions of service units per hour
300	(12C)	UNSIGNED	4	RCTLACA	Long-term average of CPU service consumed by transactions classified with reporting attribute CATEGORYA, in millions of service units per hour
304	(130)	UNSIGNED	4	RCTLACB	Long-term average of CPU service consumed by transactions classified with reporting attribute CATEGORYB, in millions of service units per hour
308	(134)	UNSIGNED	4	RCTLACCR	Long-term average of CPU service consumed for encryption in millions of service units per hour
312	(138)	UNSIGNED	4	RCTLACS_ZCBP	Long-term average zCBP CPU service used by this logical partition in millions of service units per hour. Always zero
316	(13C)	SIGNED	4	RCTPCPUA_ACTUAL_ZCBP	Physical CPU adjustment factor for zCBP based on Model Capacity Rating of zCBP processors. Always zero
320	(140)	SIGNED	4	RCTPCPUA_NOMINAL_ZCBP	Physical CPU adjustment factor for zCBP based on nominal Model Capacity Rating of zCBP processors. Always zero
324	(144)	UNSIGNED	4	RCTIMGWU_ZCBP	zCBP workload units available to MVS image. Always zero
328	(148)	UNSIGNED	4	RCTCECWU_ZCBP	zCBP workload units capacity of CEC. Always zero
332	(14C)	CHARACTER	20	*	Reserved
352	(160)	CHARACTER	0	RCTEND	END OF RCT End of this block

Table 814. Cross Reference for RCT

Name	Offset	Hex Tag
RCCCPUTH	A	
RCCCPUTL	8	
RCCDCITL	2C	
RCCETCUR	30	
RCCETOLD	2E	
RCCFXETH	7E	



Table 814. Cross Reference for RCT (continued)

Name	Offset	Hex Tag
RCCFXETL	7C	
RCCFXTTH	7A	
RCCFXTTL	78	
RCCILEV	12	
RCCMS60R	B0	
RCCOV BMP	14	
RCCPTRTH	E	
RCCPTRTL	C	
RCCRM20R	AC	
RCCRSVF3	32	
RCCRUAM	24	
RCCRUCM	26	
RCCSRCM	2A	
RCCSRSF	10	
RCCUICTH	6	
RCCUICTL	4	
RCCWM20R	B4	
RCCWSRM	28	
RCT	0	
RCTCECWU	20	
RCTCECWU_ZCBP	148	
RCTEND	160	
RCTFLAG1	42	
RCTFLAG1_CPESYSTM	42	10
RCTFLAG1_LACS_RCU	42	80
RCTFLAG1_RCCFXETA	42	40
RCTFLAG1_RCCFXTTA	42	20
RCTIMGWU	1C	
RCTIMGWU_ZCBP	144	
RCTLACA	12C	
RCTLACB	130	
RCTLACCR	134	
RCTLACM	128	
RCTLACS	C4	
RCTLACS_ZCBP	138	
RCTPCPUA	D4	
RCTPCPUA_ACTUAL	100	
RCTPCPUA_ACTUAL_ZCBP	13C	
RCTPCPUA_NOMINAL	104	

Table 814. Cross Reference for RCT (continued)

Name	Offset	Hex Tag
RCTPCPUA_NOMINAL_ZCBP	140	
RCTPCPUA_SCALING_FACTOR	108	
RCTRCT	0	
RCTRSVF3	E2	
RCVAFQA	D8	
RCVAFQC	F8	
RCVASMQN	90	
RCVASMQN_4K	A4	
RCVASMQS	98	
RCVAVQC	3A	
RCVAVQP	50	
RCVBPPCT	64	
RCVBPTCT	5C	
RCVBPTTM	68	
RCVBUUCT	60	
RCVBSWCT	58	
RCVBSWIC	8C	
RCVCMPIB	C0	
RCVCPUA	38	
RCVCPUAA	40	
RCVCPUAC	44	
RCVCPUC	4C	
RCVCTMC	34	
RCVDASAC	18	
RCVDASAV	16	
RCVFXCA	84	
RCVFXCC	88	
RCVFXIOP	80	
RCVF2GCA	E4	
RCVF2GCC	E8	
RCVGMTRM	74	
RCVIFAA	76	
RCVIFAC	6C	
RCVMDFP	A8	
RCVMFXA	82	
RCVMQFP	54	
RCVNSQLA	94	
RCVNSQLA_4K	3C	
RCVPAGRT	D0	

Table 814. Cross Reference for RCT (continued)

Name	Offset	Hex Tag
RCVPICPUA	11C	
RCVPICPUAA	11E	
RCVPICPUAC	110	
RCVPICPUC	10C	
RCVPICTMC	124	
RCVPIIFAA	120	
RCVPIIFAC	114	
RCVPINSC	3E	
RCVPISUPA	122	
RCVPISUPC	118	
RCVPTR	C8	
RCVSRBS	B8	
RCVSUPA	E0	
RCVSUPC	DC	
RCVSWPTM	96	
RCVSWRQC	9C	
RCVSWRT	CC	
RCVTAPAD	70	
RCVTCBS	BC	
RCVTFXCA	A0	
RCVTFXCC	F0	
RCVUICA	36	
RCVUICC	48	

## RCTD information

### RCTD heading information

<b>Common name:</b>	Region Control Task Data Area
<b>Macro ID:</b>	IEARCTD
<b>DSECT name:</b>	RCTD
<b>Owning component:</b>	Region Control Task (SC1CU)
<b>Eye-catcher ID:</b>	None
<b>Storage attributes:</b>	Virtual Storage: Yes Subpool: 255 Key: 0
<b>Size:</b>	496 Bytes
<b>Created by:</b>	IEAVEMIN
<b>Pointed to by:</b>	ASXBRCTD field of the ASXB data area.

**Serialization:** None

**Function:** This area is used by RCT to store information relevant to its processing.

## RCTD mapping

Table 815. Structure RCTD

Offset Dec	Offset Hex	Type	Len	Name (Dim)	Description
0	(0)	STRUCTURE	*	RCTD	RCT DATA AREA
0	(0)	CHARACTER	0	RCTDBEGN	BEGINING OF RCTD
0	(0)	UNSIGNED	4	RCTDISAV(18)	INTERNAL SAVE AREA
72	(48)	ADDRESS	4	RCTDTCBD	ADDRESS OF DUMP TCB
76	(4C)	ADDRESS	4	RCTDTCBS	ADDRESS OF STC TCB
80	(50)	CHARACTER	72	RCTDWORK	WORK AREA
80	(50)	CHARACTER	72	RCTDLMAC	LIST FORM MACROS
80	(50)	BITSTRING	72	RCTDCLRL	CLEAR WORK AREA
80	(50)	BITSTRING	8	RCTDTIME	CURRENT TIME
80	(50)	UNSIGNED	4	RCTDTMLH	LEFT HALF USED FOR CALCULATIONS
84	(54)	UNSIGNED	4	*	RESERVED
88	(58)	CHARACTER	32	RCTDPRG	PURGE PARAMETER LIST
152	(98)	BITSTRING	2	RCTDFLG1	FLAGS
	1... ..			RCTDCLAS	ENHANCED CLIST ATTENTION EXIT SUPPORT
152	(98)	BITSTRING	1	*	RESERVED
154	(9A)	UNSIGNED	2	RCTDCLST	COUNT OF CLIST ATTN STMT'S WITHIN NESTED CLISTS
156	(9C)	CHARACTER	8	RCTDECBS	ECB LIST
156	(9C)	ADDRESS	4	RCTDTPTR	POINTER TO RCTDTECB
160	(A0)	ADDRESS	4	RCTDWPTR	POINTER TO ASCBECB
	1... ..			RCTDECBE	LAST ECB INDICATOR END OF ECB LIST
164	(A4)	ADDRESS	4	RCTDTECB	RCT TERMINATION ECB
	1... ..			*	UNUSED
	.1... ..			RCTDPOST	TERMINATION ECB'S POST BIT
164	(A4)	BITSTRING	3	*	UNUSED
168	(A8)	ADDRESS	4	RCTDRET@	AREA FOR SAVING INIT/TERM CALLER'S RETURN ADDRESS
172	(AC)	ADDRESS	4	RCTDTAXE	ADDRESS OF TAXE QUEUE
176	(B0)	ADDRESS	4	RCTDPIRL	ADDRESS OF PURGE I/O REQ
176	(B0)	CHARACTER	1	*	RESERVED
177	(B1)	ADDRESS	3	RCTDBASE	ANCHOR FOR PURGE I/O REQUESTS
180	(B4)	ADDRESS	4	RCTDRC	SAVE AREA FOR INVALID RETURN CODES
184	(B8)	ADDRESS	4	RCTDRTRY	RECURSION INDICATOR
188	(BC)	ADDRESS	4	RCTDRTY@	POTENTIAL RETRY ADDRESS
192	(C0)	UNSIGNED	4	RCTDQSRC	QSCECMP return code OR ASCBQECB post code
192	(C0)	CHARACTER	3	*	Unused portion
195	(C3)	UNSIGNED	1	RCTDQSCD	Return Code/Post Code portion of RCTDQSRC
196	(C4)	UNSIGNED	4	RCTRSCM	REALSWAP completion input
196	(C4)	CHARACTER	2	*	Unused portion

Table 815. Structure RCTD (continued)

Offset Dec	Offset Hex	Type	Len	Name(Dim)	Description
198	(C6)	UNSIGNED	1	RCTRSCMT	Swap type
199	(C7)	UNSIGNED	1	RCTRSCMC	Realswap success/failure indicator. 0 = Successful, 4 = Unsuccessful.
200	(C8)	UNSIGNED	4	RCTDUSRD	?USERRDY SET RC
204	(CC)	UNSIGNED	4	RCTDPSSH	PageableStorageShortage 0 = Do not call IARSAEXC to continue processing PShortageRestoreRequest 4 = Continue processing PShortageRestoreRequest
208	(D0)	CHARACTER	8	RCTDRES6	RESERVED
RECOVERY FOOTPRINTS					
216	(D8)	BITSTRING	4	RCTDRCTR	RECOVERY FOOTPRINTS
216	(D8)	BITSTRING	1	RCTDMOID	MODULE IDENTIFIER
		1... ....		RCTDINIT	INITIALIZATION
		.1.. ....		RCTDCOMN	COMMON PROCESSING
		..1. ....		RCTDQUIS	QUIESCE
		...1 ....		RCTDREST	RESTORE
		.... 1...		RCTDATTN	ATTENTION EXIT
		.... .1..		RCTDTERM	TERMINATION
		.... ..1.		RCTDDUMP	DUMP REQUESTED BY RCT
		.... ...1		*	RESERVED
217	(D9)	BITSTRING	3	RCTDFLGS	RECOVERY FLAGS
WHEN RCTDINIT MODULE FLAG IS ON					
		1... ....		RCTDATTD	DUMP TASK BEING ATTACHED
		.1.. ....		RCTDRES3	RESERVED FOR FUTURE USE
		..1. ....		RCTDATTS	STC BEING ATTACHED
		...1 ....		RCTDBRCP	BRANCHING TO COMMON PROC
217	(D9)	BITSTRING	2	*	RESERVED
RCT INTERNAL ACTION FLAGS					
220	(DC)	BITSTRING	4	RCTDINTF	RCT INTERNAL ACTION FLAGS
220	(DC)	BITSTRING	1	RCTDRCTF	RCT'S CROSS COMMUNICATIONS RECOVERY FLAGS
		1... ....		RCTDRSBO	QUIESCE BACKOUT INVOKED
		.1.. ....		RCTDSUBN	RCT'S SUBTASKS STOPPED
		..1. ....		RCTDPRGR	RCT OWNS PURGE RESOURCE
		...1 ....		RCTDSRBN	SRB'S STOPPED
		.... 1...		RCTDDLCK	QUIESCE HAS DISPATCHER LOCK
		.... .111		*	RESERVED
221	(DD)	BITSTRING	3	RCTDRES5	RESERVED
224	(E0)	CHARACTER	12	RCTDRES1	RESERVED WAS CHAR(16)
236	(EC)	ADDRESS	4	RCTDPLST	ADDRESS OF PROTECTED
240	(F0)	CHARACTER	*	*	
240	(F0)	CHARACTER	40	RCTDSLST	AREA TO CONTAIN LIST FORM OF SDUMP MACRO
240	(F0)	BITSTRING	40	RCTDSCLR	CLEAR LIST AREA

Table 815. Structure RCTD (continued)

Offset Dec	Offset Hex	Type	Len	Name (Dim)	Description
PLIST					
240	(F0)	CHARACTER	*	RCTDBIND	Workarea for BB

Table 816. Structure @NM00012

Offset Dec	Offset Hex	Type	Len	Name (Dim)	Description
217	(D9)	STRUCTURE	3	*	
		1... ..		RCTDWAIT	PREPARING TO ISSUE WAIT
		.1... ..		RCTDLOOP	LOOKING FOR WORK REQUESTS
		..1. ....		RCTDBR2T	BRANCHING TO TERMINATION
		...1 ....		RCTDBR2Q	BRANCHING TO QUIESCE
		.... 1...		RCTDBR2R	BRANCHING TO RESTORE
		.... .1..		RCTDBR2A	BRANCHING TO ATTENTION EXIT
217	(D9)	BITSTRING	2	*	RESERVED

Table 817. Structure @NM00014

Offset Dec	Offset Hex	Type	Len	Name (Dim)	Description
217	(D9)	STRUCTURE	3	*	
		1... ..		RCTDRES4	RESERVED FOR FUTURE USE
		.1... ..		RCTDDETS	STC BEING DETACHED
		..1. ....		RCTDDETD	DUMP BEING DETACHED
		...1 ....		RCTDCANE	CANCEL ESTAE
217	(D9)	BITSTRING	2	*	RESERVED

Table 818. Structure @NM00016

Offset Dec	Offset Hex	Type	Len	Name (Dim)	Description
217	(D9)	STRUCTURE	3	*	
		1... ..		RCTDAFPE	ATTENTION SCHEDULING BEGUN
		.1... ..		RCTDAFPC	ATTENTION SCHEDULING ENDED
		..1. ....		RCTDPMMSG	THE ATTENTION ERROR MESSAGE SHOULD BE ISSUED
		...1 ....		RCTDIGAT	IGNORE ATTENTION
217	(D9)	BITSTRING	2	*	RESERVED

Table 819. Structure @NM00018

Offset Dec	Offset Hex	Type	Len	Name (Dim)	Description
217	(D9)	STRUCTURE	3	*	
BYTE 1					
		1... ..		RCTDENQ	ENQ INVOKED
		.1... ..		RCTDOLL1	SETLOCK OBTAIN INVOKED THE 1ST TIME FOR LOCAL LOCK
		..1. ....		RCTDRLL1	SETLOCK RELEASE INVOKED THE 1ST TIME FOR LOCAL LOCK
		...1 ....		RCTDPSUB	STATUS INVOKED TO STOP SUBTASKS

Table 819. Structure @NM00018 (continued)

Offset Dec	Offset Hex	Type	Len	Name(Dim)	Description
		.... 1...		RCTDSY12	SYSEVENT 12 INVOKED
		.... .1..		RCTDSV16	SVC 16 INVOKED
		.... ..1.		RCTDDEQ	DEQ INVOKED
		.... ...1		RCTDPSRB	STATUS INVOKED TO STOP SRBS
BYTE 2					
218	(DA)	1... ....		RCTDSY13	SYSEVENT 13 INVOKED
		.1.. ....		RCTDSSUB	STATUS INVOKED TO START SUBTASKS
		..1. ....		RCTDSSRB	STATUS INVOKED TO START SRB
		...1 ....		RCTDSWOT	SWAP-OUT INVOKED
		.... 1...		RCTDQWAI	WAIT INVOKED
		.... .1..		RCTDSLFL	SETLOCK FAILED
		.... ..1.		RCTDPRGF	PURGE FAILED
		.... ...1		RCTDSYBC	SRM PROCESSING COMPLETE FOR BRANCH ENTRY
BYTE 3					
219	(DB)	1... ....		RCTDSWPF	SWAP-OUT RETURN CODE NON ZERO
		.1.. ....		RCTDOLL2	SETLOCK OBTAIN INVOKED THE 2ND TIME FOR THE LOCAL LOCK
		..1. ....		RCTDRLL2	SETLOCK RELEASE INVOKED THE 2ND TIME FOR THE LOCAL LOCK
		...1 ....		RCTDOGL1	SETLOCK OBTAIN INVOKED THE 1ST TIME FOR THE GLOBAL DISPATCHER LOCK
		.... 1...		RCTDRGL1	SETLOCK RELEASE INVOKED THE 1ST TIME FOR THE GLOBAL DISPATCHER LOCK
		.... .1..		RCTDQABD	QUIESCE HAS SCHEDULED AN 078 ABEND
		.... ..1.		RCTDSWPR	In-real swap invoked
		.... ...1		RCTDSWPC	Swap processing is complete

Table 820. Structure @NM00019

Offset Dec	Offset Hex	Type	Len	Name(Dim)	Description
217	(D9)	STRUCTURE	3 *		
BYTE 1					
		1... ....		RCTDRS17	SVC 17 BEING INVOKED
		.1.. ....		RCTDOBLK	SETLOCK OBTAIN INVOKED
		..1. ....		RCTDSTAT	STATUS BEING INVOKED
		...1 ....		RCTDRLLK	SETLOCK RELEASE INVOKED
		.... 1...		RCTDSY19	SYSEVENT 19 INVOKED
		.... .1..		RCTDSY18	SYSEVENT 18 INVOKED
		.... ..1.		RCTDFAIL	SETLOCK FAILED
		.... ...1		RCTDRSLW	RESTORE FOUND ADDRESS SPACE IN LONG WAIT
BYTE 2					
218	(DA)	1... ....		RCTDRIOC	I/O PROCESSING COMPLETE

Table 820. Structure @NM00019 (continued)

Offset Dec	Offset Hex	Type	Len	Name(Dim)	Description
		.1.. ....		RCTDWTLB	WAIT LIMIT PROCESSING BEGINNING
		..1. ....		RCTDSTAC	STATUS PROCESSING COMPLETE
		...1 ....		RCTDRLWC	LONG WAIT PROC COMPLETE
		.... 1...		RCTDRLWB	LONG WAIT PROC BEGINNING
		.... .111		*	RESERVED
BYTE 3					
219	(DB)	1... ....	*		RESERVED
		.1.. ....		RCTDWTLC	WAIT LIMIT PROCESSING COMPLETE
		..1. ....		RCTDOPTC	SRM PROC COMPLETE
		...1 1111	*		RESERVED

Table 821. Cross Reference for RCTD

Name	Offset	Hex	Tag
RCTD	0		
RCTDAFPC	D9		40
RCTDAFPE	D9		80
RCTDATTD	D9		80
RCTDATTN	D8		08
RCTDATTS	D9		20
RCTDBASE	B1		
RCTDBEGN	0		
RCTDBIND	F0		
RCTDBRCP	D9		10
RCTDBR2A	D9		04
RCTDBR2Q	D9		10
RCTDBR2R	D9		08
RCTDBR2T	D9		20
RCTDCANE	D9		10
RCTDCLAS	98		80
RCTDCLRL	50		
RCTDCLST	9A		
RCTDCOMN	D8		40
RCTDDEQ	D9		02
RCTDDETD	D9		20
RCTDDETS	D9		40
RCTDDLCK	DC		08
RCTDDUMP	D8		02
RCTDECBE	A0		80
RCTDECBS	9C		



Table 821. Cross Reference for RCTD (continued)

Name	Offset	Hex Tag
RCTDENQ	D9	80
RCTDFAIL	D9	02
RCTDFLGS	D9	
RCTDFLG1	98	
RCTDIGAT	D9	10
RCTDINIT	D8	80
RCTDINTF	DC	
RCTDISAV	0	
RCTDLMAC	50	
RCTDLOOP	D9	40
RCTDMOID	D8	
RCTDOBLK	D9	40
RCTDOGL1	DB	10
RCTDOLL1	D9	40
RCTDOLL2	DB	40
RCTDOPTC	DB	20
RCTDPIRL	B0	
RCTDPLST	EC	
RCTDPMSG	D9	20
RCTDPOST	A4	40
RCTDPRG	58	
RCTDPRGF	DA	02
RCTDPRGR	DC	20
RCTDPSRB	D9	01
RCTDPSSH	CC	
RCTDPSUB	D9	10
RCTDQABD	DB	04
RCTDQSCD	C3	
RCTDQSRC	C0	
RCTDQUIS	D8	20
RCTDQWAI	DA	08
RCTDRC	B4	
RCTDRCTF	DC	
RCTDRCTR	D8	
RCTDREST	D8	10
RCTDRES1	E0	
RCTDRES3	D9	40
RCTDRES4	D9	80
RCTDRES5	DD	

Table 821. Cross Reference for RCTD (continued)

Name	Offset	Hex Tag
RCTDRES6	D0	
RCTDRET@	A8	
RCTDRGL1	DB	08
RCTDRIOC	DA	80
RCTDRLLK	D9	10
RCTDRLL1	D9	20
RCTDRLL2	DB	20
RCTDRLWB	DA	08
RCTDRLWC	DA	10
RCTDRSBO	DC	80
RCTDRSLW	D9	01
RCTDRS17	D9	80
RCTDRTRY	B8	
RCTDRTY@	BC	
RCTDSCLR	F0	
RCTDSLFL	DA	04
RCTDSLST	F0	
RCTDSRBN	DC	10
RCTDSSRB	DA	20
RCTDSSUB	DA	40
RCTDSTAC	DA	20
RCTDSTAT	D9	20
RCTDSUBN	DC	40
RCTDSV16	D9	04
RCTDSWOT	DA	10
RCTDSWPC	DB	01
RCTDSWPF	DB	80
RCTDSWPR	DB	02
RCTDSYBC	DA	01
RCTDSY12	D9	08
RCTDSY13	DA	80
RCTDSY18	D9	04
RCTDSY19	D9	08
RCTDTAXE	AC	
RCTDTCBD	48	
RCTDTCBS	4C	
RCTDTECB	A4	
RCTDTERM	D8	04
RCTDTIME	50	

Table 821. Cross Reference for RCTD (continued)

Name	Offset	Hex Tag
RCTDTMLH	50	
RCTDTPTR	9C	
RCTDUSRD	C8	
RCTDWAIT	D9	80
RCTDWORK	50	
RCTDWPTR	A0	
RCTDWTLB	DA	40
RCTDWTLC	DB	40
RCTRSCM	C4	
RCTRSCMC	C7	
RCTRSCMT	C6	

## RCWK information

### RCWK heading information

<b>Common name:</b>	VSM RECOVERY WORK AREA
<b>Macro ID:</b>	IGVRCWK
<b>DSECT name:</b>	RCWK
<b>Owning component:</b>	Virtual Storage Manager (SC1CH)
<b>Eye-catcher ID:</b>	NONE
<b>Storage attributes:</b>	Subpool: 245, 255 Key: 0 Residency: Above 16M line
<b>Size:</b>	RCWK -- X'44' bytes
<b>Created by:</b>	IGVRVSM
<b>Pointed to by:</b>	VSWKRCWK
<b>Serialization:</b>	NONE
<b>Function:</b>	CONTAINS INFORMATION RELATED TO VSM RECOVERY

### RCWK mapping

Table 822. Structure RCWK

Offset Dec	Offset Hex	Type	Len	Name(Dim)	Description
0	(0)	STRUCTURE	44	RCWK	VSM RECOVERY WORK AREA
0	(0)	ADDRESS	4	RCWKADDR	ADDRESS OF AREA TO BE VERIFIED
4	(4)	CHARACTER	1	RCWKFLG1	STORAGE FLAGS
		1... ....		RCWKTYPE	0 => STORAGE IS SQA 1 => STORAGE IS LSQA
		.1... ....		RCWKCELL	0 => CHECK CELLPOL 1 => DON'T CHECK CELLPOL

Table 822. Structure RCWK (continued)

Offset Dec	Offset Hex	Type	Len	Name(Dim)	Description
		..1. ....		RCWKCERR	0 => NO CELLPOL ERRORS 1 => CELLPOL ERRORS
		...1 ....		RCWKRET	0 => RETRY TO IGVVSMRT 1 => RETRY TO CALLER OF IGVVSMRT
		.... 1...		RCWKPERC	1 => FORCE PERCOLATION 0 => PERCOLATION NOT FORCED
		.... .1..		RCWKABND	1 => ABEND 704,705,70A,778 0 => NOT ONE OF THE ABOVE
		.... ..1.		RCWKBACK	1 => DO BACKOUT PROCESSING 0 => DO NOT DO BACKOUT
		.... ...1		*	RESERVED
5	(5)	CHARACTER	1	RCWKFLG2	QUEUE FLAGS
		1... ....		RCWKFOR	1 => QUEUE IS CIRCULAR IN THE FORWARD DIRECTION
		.1.. ....		RCWKBAC	1 => QUEUE IS CIRCULAR IN THE BACKWARDS DIRECTION
		..11 1111		*	RESERVED
6	(6)	CHARACTER	1	RCWKPFLG	VSWK PROCESSING FLAGS
		1... ....		RCWKRFIX	0 => DON'T RELEASE VSMFIX LOCK 1 => RELEASE VSMFIX LOCK
		.1.. ....		RCWKENT	0 => BRANCH ENTRY 1 => SVC ENTRY
		..1. ....		RCWKGLBL	0 => NOT GLOBAL BRANCH ENTRY 1 => GLOBAL BRANCH ENTRY
		...1 ....		RCWKRPAG	1 => DON'T RELEASE VSMPAG LOCK 0 => RELEASE VSMPAG LOCK
		.... 1...		RCWKSTAT	0 => CALLER IS IN SUPERVISOR STATE 1 => CALLER IS IN PROBLEM PROGRAM STATE
		.... .1..		RCWKLST	0 => THIS IS NOT A LIST REQUEST 1 => THIS IS A LIST REQUEST
		.... ..1.		RCWKRCUR	0 => THIS IS NOT A RECOVERY RECURSION 1 => THIS IS A RECOVERY RECURSION
		.... ...1		RCWKFSP	0 => THIS IS NOT SUBPOOL FREEMAIN 1 => THIS IS A SUBPOOL FREEMAIN
7	(7)	CHARACTER	3	RCWKABD	EBCDIC ABEND CODE
10	(A)	CHARACTER	2	*	Need for fullword align
12	(C)	UNSIGNED	4	RCWKLENG	LENGTH OF AREA TO BE VERIFIED
16	(10)	ADDRESS	4	RCWKHEAD	ADDRESS OF THE QUEUE HEADER
20	(14)	ADDRESS	4	RCWKTRAL	ADDRESS OF THE QUEUE TRAILER
24	(18)	ADDRESS	4	RCWKMADR	ADDRESS OF ABENDING MODULE
28	(1C)	CHARACTER	8	RCWKEPID	ENTRY POINT MODULE NAME
36	(24)	SIGNED	2	RCWKNEXT	OFFSET IN A QUEUE ELEMENT TO THE NEXT POINTER
38	(26)	SIGNED	2	RCWKPREV	OFFSET IN A QUEUE ELEMENT TO THE PREVIOUS POINTER
40	(28)	SIGNED	4	RCWKVRAP	ADDRESS OF THE NEXT AVAILABLE AREA IN THE VRA

Table 823. Constants for RCWK

Len	Type	Value	Name	Description
0	BIT	0	RCWKSQA	TYPE IS SQA
0	BIT	1	RCWKLSQA	TYPE IS LSQA

Table 823. Constants for RCWK (continued)

Len	Type	Value	Name	Description
RCVRASQA 200 - AREA IS NOT IN SQA OR SQA CELLPOL AS REQUESTED 4 BYTES-ADDRESS OF AREA REQUESTED 2 BYTES-LENGTH OF AREA				
1	DECIMAL	200	RCVRASQA	
RCVRALSQ 201 - AREA IS NOT IN LSQA OR LSQA CELLPOL AS REQUESTED 4 BYTES-ADDRESS OF AREA REQUESTED 2 BYTES-LENGTH OF AREA				
1	DECIMAL	201	RCVRALSQ	
RCVRAPOS 202 - SIZE OF AREA DESCRIBED BY A VSM CONTROL BLOCK IS ZERO OR GREATER THAN '7FFFFFFF'X 4 BYTES-CONTROL BLOCK ID 4 BYTES-ADDR OF BLOCK PREVIOUS TO BLOCK WITH ERROR 4 BYTES-ADDR OF BLOCK WITH ERROR				
1	DECIMAL	202	RCVRAPOS	
RCVRASIZ 203 - SIZE OF AREA DESCRIBED BY A VSM CONTROL BLOCK IS NOT A PROPER MULTIPLE 4 BYTES-CONTROL BLOCK ID 4 BYTES-ADDR OF BLOCK PREVIOUS TO BLOCK WITH ERROR 4 BYTES-ADDR OF BLOCK WITH ERROR				
1	DECIMAL	203	RCVRASIZ	
RCVRABDY 204 - AREA DESCRIBED BY A VSM CONTROL BLOCK IS NOT ON PROPER BOUNDARY 4 BYTES-CONTROL BLOCK ID 4 BYTES-ADDR OF BLOCK PREVIOUS TO BLOCK WITH ERROR 4 BYTES-ADDR OF BLOCK WITH ERROR				
1	DECIMAL	204	RCVRABDY	
RCVRAID 206 - INVALID CONTROL BLOCK ID 4 BYTES-EXPECTED CONTROL BLOCK ID 4 BYTES-ADDR OF BLOCK WITH ERROR				
1	DECIMAL	206	RCVRAID	
RCVRAFCL 207 - COUNT OF FREE CELLS IN CELLPOL IS NOT CORRECT 4 BYTES-ADDRESS OF CELLPOL ANCHORS (VSWKCELA) 4 BYTES-ACTUAL NUMBER OF CELLS COUNTED BY RECOVERY 4 BYTES-EXPECTED NUMBER OF CELLS (VSMCPCNT)				
1	DECIMAL	207	RCVRAFCL	
RCVRAADF 208 - DFE ON THE ADDRESS QUEUE IS NOT ON THE SIZE QUEUE. IF NO OTHER ERRORS ARE FOUND WITH THIS DFE THEN THE DFE IS ENQUEUED ON THE SIZE QUEUE. ELSE IT IS DEQUEUED FROM THE ADDRESS QUEUE. 4 BYTES-ADDR OF PREVIOUS DFE ON THE ADDRESS QUEUE 4 BYTES-ADDR OF PREVIOUS DFE ON THE SIZE QUEUE (THIS DATA MAY BE INVALID) 4 BYTES-ADDR OF DFE IN ERROR				
1	DECIMAL	208	RCVRAADF	
RCVRASDF 209 - DFE ON THE SIZE QUEUE IS NOT ON THE ADDRESS QUEUE. IF NO OTHER ERRORS ARE FOUND WITH THIS DFE THEN THE DFE IS ENQUEUED ON THE ADDRESS QUEUE. ELSE IT IS DEQUEUED FROM THE SIZE QUEUE. 4 BYTES-ADDR OF PREVIOUS DFE ON THE ADDRESS QUEUE (THIS DATA MAY BE INVALID) 4 BYTES-ADDR OF PREVIOUS DFE ON THE SIZE QUEUE 4 BYTES-ADDR OF DFE IN ERROR				
1	DECIMAL	209	RCVRASDF	

Table 823. Constants for RCWK (continued)

Len	Type	Value	Name	Description
RCVRAORD 210 - SUBPOOL ID'S AND KEYS ARE NOT IN ORDER IN THE SPQE QUEUE 4 BYTES-CONTROL BLOCK ID 4 BYTES-ADDR OF PREVIOUS BLOCK PROCESSED ON QUEUE 4 BYTES-ADDR OF CURRENT BLOCK BEING PROCESSED				
1	DECIMAL	210	RCVRAORD	
RCVRAWA4 211 - VSWK STACK POINTER IS NOT WITHIN THE STACK AREA 4 BYTES-ADDRESS OF VSWK				
1	DECIMAL	211	RCVRAWA4	
RCVRADBL 212 - DOUBLY TREADED ELEMENT OR ELEMENTS DEQUEUED 4 BYTES-CASE NUMBER 4 BYTES-ADDR1 4 BYTES-ADDR2 FOR EACH CASE, ADDR1 AND ADDR2 ARE AS FOLLOWS: CASE NUMBER = 1 A BACKWARD POINTER IS INCORRECT. (IN PROCESS OF ENQUEUE) ADDR1 = THE ADDRESS OF THE ELEMENT IN THE FORWARD DIRECTION THAT DOES NOT HAVE A VALID PREVIOUS POINTER. ADDR2 = THE ADDRESS OF THE ELEMENT IN THE BACKWARD DIRECTION THAT DOES NOT HAVE A VALID NEXT POINTER. CASE NUMBER = 2 A FORWARD POINTER IS INCORRECT (IN PROCESS OF DEQUEUE) ADDR1 = THE ADDRESS OF THE ELEMENT IN THE FORWARD DIRECTION THAT DOES NOT HAVE A VALID PREVIOUS POINTER. ADDR2 = THE ADDRESS OF THE ELEMENT IN THE BACKWARD DIRECTION THAT DOES NOT HAVE A VALID NEXT POINTER. CASE NUMBER = 3 UNEXPECTED ERROR DETECTED ADDR1 = THE ADDRESS OF THE ELEMENT IN THE FORWARD DIRECTION THAT DOES NOT HAVE A VALID PREVIOUS POINTER. ADDR2 = THE ADDRESS OF THE ELEMENT IN THE BACKWARD DIRECTION THAT DOES NOT HAVE A VALID NEXT POINTER. CASE NUMBER = 4 AN INVALID PREVIOUS POINTER - NO ERROR FOUND IN THE BACKWARD DIRECTION. QUEUE NON-CIRCULAR IN BACKWARD DIRECTION ADDR1 = THE ADDRESS OF THE ELEMENT IN THE FORWARD DIRECTION THAT DOES NOT HAVE A VALID PREVIOUS POINTER. ADDR2 = THE ADDRESS OF THE ELEMENT THAT IS THE BACKWARD TRAILER. CASE NUMBER = 5 THE TRAILER APPEARS TO HAVE AN INVALID PREVIOUS POINTER (EQUIVALENT TO CASE 2) ADDR1 = THE ADDRESS OF THE LAST VALID ELEMENT IN THE FORWARD DIRECTION ADDR2 = THE ADDRESS OF THE BACKWARD TRAILER CASE NUMBER = 6 THE TRAILER HAS AN INVALID PREVIOUS POINTER (EQUIVALENT TO CASE 1)				

Table 823. Constants for RCWK (continued)

Len	Type	Value	Name	Description
<p>ADDR1 = THE ADDRESS OF THE LAST VALID ELEMENT IN THE FORWARD DIRECTION</p> <p>ADDR2 = THE ADDRESS OF THE BACKWARD TRAILER</p> <p>CASE NUMBER = 7 INVALID BACKWARD POINTER AND THERE IS NO TRAILER IN THE BACKWARD DIRECTION (EQUIVALENT TO CASE 1)</p> <p>ADDR1 = THE ADDRESS OF THE ELEMENT IN THE FORWARD THAT DOES NOT HAVE A VALID PREVIOUS POINTER</p> <p>ADDR2 = THE ADDRESS OF THE LAST VALID ELEMENT IN THE FORWARD DIRECTION</p> <p>CASE NUMBER = 8 INVALID FORWARD POINTER AND THERE IS NO TRAILER IN THE BACKWARD DIRECTION EQUIVALENT TO CASE 2</p> <p>ADDR1 = THE ADDRESS OF THE ELEMENT THAT HAS AN INVALID BACKWARD POINTER</p> <p>ADDR2 = THE ADDRESS OF THE ELEMENT THAT POINTS TO ADDRESS ONE</p> <p>CASE NUMBER = 9 UNEXPECTED ERROR DETECTED AND THERE IS NO TRAILER IN THE BACKWARD DIRECTION EQUIVALENT TO CASE 3- UNEXPECTED CASE</p> <p>ADDR1 = THE ADDRESS OF THE ELEMENT IN THE FORWARD DIRECTION THAT DOES NOT HAVE A VALID PREVIOUS POINTER.</p> <p>ADDR2 = THE ADDRESS OF THE ELEMENT THAT POINTS TO ADDRESS ONE</p> <p>CASE NUMBER = 10 2ND ADDRESS BACK IS INVALID AND THERE'S NO TRAILER IN THE BACKWARD DIRECTION</p> <p>ADDR1 = THE ADDRESS OF THE ELEMENT THAT HAS AN INVALID BACKWARD POINTER</p> <p>ADDR2 = THE ADDRESS OF THE ELEMENT THAT POINTS TO ADDRESS ONE</p> <p>CASE NUMBER = 11 FORWARD IS INVALID AND THERE IS NO TRAILER IN THE BACKWARD DIRECTION</p> <p>ADDR1 = THE ADDRESS OF THE INVALID FORWARD ELEMENT</p> <p>ADDR2 = THE ADDRESS OF THE ELEMENT THAT POINTS TO ADDRESS ONE</p> <p>CASE NUMBER =12 NON CIRCULAR IN THE FORWARD DIRECTION AND FORWARD IS THE HEADER ADDRESS</p> <p>ADDR1 = THE ADDRESS OF THE HEADER</p> <p>ADDR2 = THE ADDRESS OF THE ELEMENT THAT POINTS TO THE HEADER</p>				
1	DECIMAL	212	RCVRADBL	
<p>RCVRASNG 213 - SINGLY THREADED QUEUE IS CIRCULAR</p> <p>4 BYTES-ADDR OF PREVIOUS BLOCK PROCESSED ON QUEUE (QUEUE WAS TERMINATED HERE)</p> <p>4 BYTES-ADDR OF CURRENT BLOCK BEING PROCESSED</p>				
1	DECIMAL	213	RCVRASNG	
<p>RCVRAFQE 214 - FQE OR FBQE IS NOT IN THE BOUNDS OF ITS DQE OR RD. THE FQE IS DEQUEUED.</p> <p>4 BYTES-CONTROL BLOCK ID</p> <p>4 BYTES-ADDR OF PREVIOUS BLOCK PROCESSED ON QUEUE</p> <p>4 BYTES-ADDR OF ELEMENT WITH ERROR</p>				
1	DECIMAL	214	RCVRAFQE	
<p>RCVRAWA0 215 - POINTER TO THE VSWK IS ZERO. IF THE 4 BYTES RECORDED ARE ZERO THEN THE ADDRESS OF THE VSWK IN THE FRR PARAMETER LIST IS ZERO. THIS IS AN ERROR. IF THE 4 BYTES ARE NOT ZERO THEN IT IS THE ADDRESS OF THE VSWK IN USE AT THE TIME OF THE ERROR. THIS IS RECORDED FOR INFORMATION ONLY.</p> <p>4 BYTES-ADDRESS OF VSWK</p>				
1	DECIMAL	215	RCVRAWA0	
<p>RCVRASCK 216 - AREA BEING VALIDATED IS IN STORAGE CHECK AREA</p> <p>4 BYTES-CONTROL BLOCK ID IF KNOWN OR BLANKS</p> <p>4 BYTES-ADDRESS OF AREA BEING VALIDATED</p> <p>4 BYTES-LENGTH OF AREA BEING VALIDATED</p>				
1	DECIMAL	216	RCVRASCK	

Table 823. Constants for RCWK (continued)

Len	Type	Value	Name	Description
				RCVRAOVL 217 - OVERLAP DETECTED IN CONTROL BLOCK 4 BYTES-CONTROL BLOCK ID 4 BYTES-ADDRESS OF AREA 4 BYTES-LENGTH OF AREA 4 BYTES-ADDRESS OF CONTROL BLOCK
1	DECIMAL	217	RCVRAOVL	
				RCVRVWA 218 - RECORD AS MUCH OF VSWK AS POSSIBLE X BYTES-VSWK
1	DECIMAL	218	RCVRVWA	
				RCVRAWA1 219 - A GLOBAL VSWK IS NOT ADDRESSED BY THE GDA 4 BYTES-ADDRESS OF VSWK
1	DECIMAL	219	RCVRAWA1	
				RCVRA000 220 - ADDRESSES OF AREAS DESCRIBED BY CONSECUTIVE ELEMENTS OVERLAP OR ARE NOT IN ASCENDING ORDER. THE CONSECUTIVE ELEMENTS IN ERROR ARE DEQUEUED. 4 BYTES-CONTROL BLOCK ID 4 BYTES-ADDR OF PREVIOUS BLOCK PROCESSED ON QUEUE 4 BYTES-ADDR OF FIRST ELEMENT WITH ERROR 4 BYTES-ADDR OF SECOND ELEMENT WITH ERROR
1	DECIMAL	220	RCVRA000	
				RCVRASPQ 221 - AN SPQE WAS FOUND THAT WAS NEITHER SHARED NOR OWNED. THE SPQE IS MARKED OWNED. 4 BYTES-ADDR OF SPQE WITH ERROR
1	DECIMAL	221	RCVRASPQ	
				RCVRAWA2 222 - A LOCAL VSWK IS NOT ADDRESSED BY THE LDA 4 BYTES-ADDRESS OF VSWK
1	DECIMAL	222	RCVRAWA2	
				RCVRAWA3 223 - INVALID REQUEST TYPE IN THE VSWK. REQUEST TYPE MUST BE CSA,SQA,LSQA OR PVT. 8 BYTES-VSWKSPTT
1	DECIMAL	223	RCVRAWA3	
				RCVRAPVT 224 - UNEXPECTED RETURN CODE FROM IGVRSRCH 4 BYTES-CONTROL BLOCK ID 4 BYTES-ADDRESS OF AREA 4 BYTES-LENGTH OF AREA 4 BYTES-RETURN CODE FROM IGVRSRCH
1	DECIMAL	224	RCVRAPVT	
				RCVRAADO 225 - A DFE IS FOUND WHICH IS OUT OF ADDRESS ORDER. THE DFE AND THE PREVIOUS DFE ON THE ADDRESS QUEUE ARE DEQUEUED FROM THE ADDRESS AND SIZE QUEUES. 4 BYTES-ADDR OF PREVIOUS DFE THAT REMAINS ON THE ADDRESS QUEUE 4 BYTES-PREVIOUS DFE THAT IS DEQUEUED 4 BYTES-DFE THAT IS DEQUEUED
1	DECIMAL	225	RCVRAADO	
				RCVRAADD 226 - A DUMMY DFE IS FOUND WHICH IS OUT OF ADDRESS ORDER. THE DUMMY DFE IS ENQUEUED ON THE FRONT OF THE ADDRESS QUEUE. 4 BYTES-ADDR OF PREVIOUS DFE ON THE ADDRESS QUEUE WHERE THE DUMMY DFE WAS DEQUEUED 4 BYTES-ADDR OF DUMMY DFE



Table 823. Constants for RCWK (continued)

Len	Type	Value	Name	Description
1	DECIMAL	226	RCVRAADD	
			RCVRASZO 227	- A DFE IS FOUND WHICH IS OUT OF SIZE ORDER. THE DFE AND THE PREVIOUS DFE ON THE SIZE QUEUE ARE DEQUEUED FROM THE ADDRESS AND SIZE QUEUES. 4 BYTES-ADDR OF PREVIOUS DFE THAT REMAINS ON THE SIZE QUEUE 4 BYTES-PREVIOUS DFE THAT IS DEQUEUED 4 BYTES-DFE THAT IS DEQUEUED
1	DECIMAL	227	RCVRASZO	
			RCVRADUM 228	- AN SQA DUMMY DFE HAS BEEN OVERLAID. THE DUMMY IS ENQUEUED IN THE PROPER POSITION ON THE ADDRESS AND SIZE QUEUES. 4 BYTES-ADDR OF PREVIOUS DFE ON THE SIZE QUEUE WHERE THE DUMMY DFE WAS DEQUEUED. (THIS DATA MAY BE INVALID) 4 BYTES-ADDR OF DUMMY DFE
1	DECIMAL	228	RCVRADUM	
			RCVRADCT 229	- THE LSQA DUMMY DFE COUNT IS IN ERROR. IF POSSIBLE, THE NEEDED NUMBER OF DUMMIES ARE OBTAINED AND ENQUEUED IN THE PROPER POSITIONS ON THE ADDRESS AND SIZE QUEUES. IF THERE ARE NO CELLS AVAILABLE THEN THE ADDRESS SPACE IS TERMINATED. 4 BYTES-ADDR OF DFE QUEUE ANCHOR 4 BYTES-ACTUAL DUMMY DFE COUNT 4 BYTES-EXPECTED DFE COUNT
1	DECIMAL	229	RCVRADCT	
			RCVRABDF 230	- A DFE THAT IS ON THE SIZE QUEUE BUT NOT ON THE ADDRESS QUEUE OVERLAPS SPACE ALREADY ON THE ADDRESS QUEUE. THE DFE IS DEQUEUED FROM THE SIZE QUEUE. 4 BYTES-ADDR PREVIOUS DFE THAT REMAINS ON THE SIZE QUEUE 4 BYTES-ADDR DFE IN ERROR
1	DECIMAL	230	RCVRABDF	
			RCVRAAQT 231	- A DFE IS IN ERROR BECAUSE SPACE DESCRIBED BY THE DFE IS NOT PART OF L/SQA. THIS ERROR COULD BE CAUSED BY: 1) DFEAREA IS ZERO OR NEGATIVE 2) DFESIZE IS ZERO OR NEGATIVE 3) THE AREA DESCRIBED BY DFEAREA AND DFESIZE IS NOT DESCRIBED BY AQAT ALLOCATION BITS (SOME OF THE ALLOCATION BITS ARE OFF) THE DFE IS DEQUEUED FROM THE ADDRESS AND SIZE QUEUES. 4 BYTES-ADDR OF DFE IN ERROR 4 BYTES-DFEAREA 4 BYTES-DFESIZE
1	DECIMAL	231	RCVRAAQT	
			RCVRADAD 232	- A DFE IS IN ERROR BECAUSE DFEAREA IS NOT ON A DOUBLEWORD BOUNDARY. THE DFE IS DEQUEUED FROM THE ADDRESS AND SIZE QUEUES. 4 BYTES-ADDR OF DFE IN ERROR 4 BYTES-DFEAREA 4 BYTES-DFESIZE
1	DECIMAL	232	RCVRADAD	
			RCVRADSZ 233	- A DFE IS IN ERROR BECAUSE DFESIZE IS NOT A DOUBLEWORD MULTIPLE. THE DFE IS DEQUEUED FROM THE ADDRESS AND SIZE QUEUES. 4 BYTES-ADDR OF DFE IN ERROR 4 BYTES-DFEAREA 4 BYTES-DFESIZE

Table 823. Constants for RCWK (continued)

Len	Type	Value	Name	Description
1	DECIMAL	233	RCVRADSZ	
RCVRADML 234 - AN SQA DUMMY DFE IS IN ERROR. ONE OF THE FOLLOWING HAS OCCURRED: 1) NO DUMMY DFES WHERE FOUND ON THE SIZE QUEUE. 2) THE LAST DUMMY FOUND ON THE SIZE QUEUE WAS ALSO ANCHORED IN THE SQAT. THE LAST DUMMY ON THE SIZE QUEUE SHOULD NOT BE ANCHORED IN THE SQAT. 4 BYTES-NUMBER OF DUMMY DFES FOUND ON THE SIZE QUEUE 4 BYTES-ADDR OF LAST DUMMY FOUND ON THE SIZE QUEUE (THIS DATA WILL BE INVALID IF THE NUMBER OF DFES FOUND IS ZERO)				
1	DECIMAL	234	RCVRADML	
RCVRAEXT 235 - COUNT OF CELLPOL EXTENTS IS NOT CORRECT 4 BYTES-ADDRESS OF CELLPOL ANCHORS (VSWKCELA) 4 BYTES-ACTUAL NUMBER OF EXTENTS COUNTED BY RECOVERY 4 BYTES-EXPECTED NUMBER OF EXTENTS (VSWKPNUM)				
1	DECIMAL	235	RCVRAEXT	

Table 824. Cross Reference for RCWK

Name	Offset	Hex Tag
RCWK	0	
RCWKABD	7	
RCWKABND	4	04
RCWKADDR	0	
RCWKBAC	5	40
RCWKBACK	4	02
RCWKCELL	4	40
RCWKCERR	4	20
RCWKENT	6	40
RCWKEPID	1C	
RCWKFLG1	4	
RCWKFLG2	5	
RCWKFOR	5	80
RCWKFSP	6	01
RCWKGLBL	6	20
RCWKHEAD	10	
RCWKLENG	C	
RCWKLST	6	04
RCWKMADR	18	
RCWKNEXT	24	
RCWKPERC	4	08
RCWKPFLG	6	
RCWKPREV	26	
RCWKRCUR	6	02

Table 824. Cross Reference for RCWK (continued)

Name	Offset	Hex Tag
RCWKRET	4	10
RCWKRFIX	6	80
RCWKRPAG	6	10
RCWKSTAT	6	08
RCWKTRAL	14	
RCWKTYPE	4	80
RCWKVRAP	28	

## RD information

### RD heading information

<b>Common name:</b>	VSM REGION DESCRIPTOR
<b>Macro ID:</b>	IHARD
<b>DSECT name:</b>	RD
<b>Owning component:</b>	Virtual Storage Manager (SC1CH)
<b>Eye-catcher ID:</b>	None
<b>Storage attributes:</b>	Subpool: 245 or 255 Key: 0 Residency: Above 16M line
<b>Size:</b>	16 BYTES
<b>Created by:</b>	IEAIPL04, IEAVNP08, IGVGCAS
<b>Pointed to by:</b>	TCBRD, TCBERD
<b>Serialization:</b>	VSMFIX lock for global subpools LOCAL lock for private area subpools
<b>Function:</b>	DESCRIBES THE CSA REGION, SYSTEM REGION, V=V REGION OR V=R REGION SPACE.

### RD mapping

Table 825. Structure RD

Offset Dec	Offset Hex	Type	Len	Name (Dim)	Description
0	(0)	STRUCTURE	16	RD	REGION DESCRIPTOR
0	(0)	ADDRESS	4	RDFBQEF	ADDRESS OF FIRST FBQE ON THE REGION'S FBQE QUEUE
4	(4)	ADDRESS	4	RDFBQEL	ADDRESS OF LAST FBQE ON THE REGION'S FBQE QUEUE
8	(8)	ADDRESS	4	RDSTART	LOWEST ADDRESS IN THE REGION
12	(C)	UNSIGNED	4	RDSIZE	SIZE OF THE REGION

## RDCM information

### RDCM heading information

**Common name:** RESIDENT DISPLAY CONTROL MODULE MAPPING MACRO

**Macro ID:** IEERDCM

**DSECT name:** DCMTSRT

**Owning component:** Console (SC1C4)

**Eye-catcher ID:** 'RDCM'  
Offset: '14'x  
Length: 4

**Storage attributes:** Subpool: 229 or 239 for HMCS consoles  
Key: 0  
Residency: 31-bit storage

**Size:** 76 BYTES PLUS 40 BYTES FOR EACH SACB.

**Created by:** IEECVFTW (1 PER ACTIVE DISPLAY CONSOLE)

**Pointed to by:** UCMXB FIELD OF THE UCME DATA AREA  
DCMTRDCM FIELD OF THE TDCM DATA AREA

**Serialization:** LOCAL AND CMS LOCKS

**Function:** THIS MACRO MAPS THE RESIDENT DISPLAY CONTROL MODULE (RDCM).

### RDCM mapping

Table 826. Structure

Offset Dec	Offset Hex	Type	Len	Name (Dim)	Description
0	(0)	STRUCTURE	0		

Table 827. Structure DCMTSRT

Offset Dec	Offset Hex	Type	Len	Name (Dim)	Description
0	(0)	STRUCTURE	0	DCMTSRT	DCMTSPTR
0	(0)	ADDRESS	4	DCMADTRN	POINTER TO PAGEABLE DCM
4	(4)	ADDRESS	1	DCMRVERN	CONTROL BLOCK VERSION
4	(4)	X'1'	0	DCMRSP21	"1" OS/VS2 HBB2102
4	(4)	X'2'	0	DCMRSP22	"2" OS/VS2 JBB2220
4	(4)	X'3'	0	DCMRSP41	"3" MVS/ESA HBB4410
4	(4)	X'4'	0	DCMRSP42	"4" MVS/ESA HBB4420
4	(4)	X'4'	0	DCMVERSN	"DCMRSP42" CURRENT VERSION LEVEL
5	(5)	BITSTRING	1	DCMRFLGS	FLAGS
		1... ....		DCMRDFPK	"X'80'" DEFAULT PFKS ARE IN USE
		.1.. ....		DCMPFKWK	"X'40'" PFK'S ARE OPERATIONAL
		...1 ....		DCMDOM	"X'10'" DOM MUST BE TRIED
6	(6)	SIGNED	2		Reserved
8	(8)	ADDRESS	4	DCMADKP	ADDRESS OF ROUTED K COMMAND PARAMETER LIST

Table 827. Structure DCMTSRT (continued)

Offset Dec	Offset Hex	Type	Len	Name(Dim)	Description
12	(C)	CHARACTER	1	DCMTOPAR	TOP DISPLAY AREA DEFINED
13	(D)	CHARACTER	1	DCMTOPDS	TOP DISPLAY ON SCREEN
14	(E)	BITSTRING	1	DCMPREVM	CONSOLE'S PREVIOUS OPERATING MODE AND MAP LIKE UCMDISP1 IN UCME
		.... 1...		DCMPREFC	"X'08'" PREVIOUS MODE WAS FC
		.... .1..		DCMPREMS	"X'04'" PREVIOUS MODE WAS MS
		.... ..1.		DCMPRESO	"X'02'" PREVIOUS MODE WAS SD
15	(F)	BITSTRING	1	DCMDEVTY	DEVICE TYPE FLAGS
		1... ....		DCMTY60	"X'80'" USABLE FOR SD
		..1. ....		DCMBCOLR	"X'20'" USABLE FOR BASE COLOR
		...1 ....		DCMECOLR	"X'10'" USABLE FOR EXTENDED COLOR
		.... 1...		DCMSPRPQ	"X'08'" DEVICE SUPPORTS READ PARTITION QUERY FUNCTION
		.... .1..		DCMEXTDS	"X'04'" DEVICE SUPPORTS EXTENDED DATA STREAM I/O AND 14 BIT ADDRESSES ON OUTBOUND DATA
		.... ...1		DCMIMGLT	"X'01'" DEVICE HAS AN IMAGE LIMIT
16	(10)	ADDRESS	4	DCMADSDS	POINTER TO FIRST SDS SUPPORT AREA
20	(14)	CHARACTER	4	DCMRBCID	CONTROL BLOCK ID - 'RDCM'
24	(18)	ADDRESS	4	DCMWLAST	PT CON Q ENTRY LAST OUT (0-0-L)
28	(1C)	SIGNED	2	DCMRMSAL	NUMBER LINES IN MSG AREA
30	(1E)	SIGNED	2	DCMDOMKY	CONSOLE DOM ELEMENT MC XM5812
32	(20)	SIGNED	4	DCMCBTIM	Time that console went into BUSY and CLOSE PENDING state
36	(24)	ADDRESS	4	DCMADPFK	POINTER TO RESIDENT PFK AREA
40	(28)	SIGNED	2	DCMINTVL	INTERVAL FOR THIS DCM
42	(2A)	SIGNED	2	DCMTMCTR	TIME COUNTER FOR THIS DCM
44	(2C)	BITSTRING	1	DCMR2FLG	TIMER FLAGS
		1... ....		DCMRXSFL	"X'80'" FULL SCREEN FLAG
		.1.. ....		DCMRXUNV	"X'40'" Unviewable message displayed
		..1. ....		DCMRXTMR	"X'20'" TIMER FLAG
		...1 ....		DCMRXRLL	"X'10'" READY TO ROLL
		.... 1...		DCMRXDEL	"X'08'" PENDING DELETE REQUEST
		.... ..1.		DCMRXTIM	"X'02'" TIMER ELAPSED FOR THIS DISPLAY
45	(2D)	BITSTRING	1	DCMR3FLG	MISC FLAGS
		.1.. ....		DCMKVIP	"X'40'" ENTRY FOR K VARY COMMAND
		..1. ....		DCMCLPR	"X'20'" CLOSE IN PROCESS
		...1 ....		DCMRXSCN	"X'10'" ASY ERROR MESSAGE ON SCREEN
		.... .1..		DCMRXHMT	"X'04'" FULL SCREEN SIMULATED MC YM4102
		.... ..1.		DCMOPEN	"X'02'" IF ON, THE CONSOLE IS BEING OPENED AND INITIALIZE SACBS. NOTE. THIS BIT IS SET BY IEECVFTU TO INDICATE THAT CONSOLE IS BEING OPENED AND IEECVFTG USED THE BIT FOR INITIALIZATION OF SACBS
		.... ...1		DCMIFVLD	"X'01'" IF ON, RDCM/TDCM INFORMATION ARE VALIDATED
46	(2E)	SIGNED	2	DCMPFKSZ	LENGTH OF PFK BUFFER
48	(30)	ADDRESS	4	DCMRQDEL	DELETE REQUEST BUFFER

Table 827. Structure DCMTSRT (continued)

Offset Dec	Offset Hex	Type	Len	Name (Dim)	Description
52	(34)	ADDRESS	4	DCMRQDEL_PART2	DELETE REQUEST BUFFER
56	(38)	SIGNED	4	DCMMSGSV	LINE COUNT SAVE AREA FOR IEECVFTP
60	(3C)	ADDRESS	4	DCMPFKBF	PFK BUFFER ADDRESS
64	(40)	ADDRESS	4	DCMDTPTR	Pointer to the DISPLAY/TRACK/STOPTR request attributes
68	(44)	SIGNED	4	DCMLEN	Length of TDCM
68	(44)	X'48'	0	DCMSIZE	"*-DCMTSRT" LENGTH OF RDCM
SCREEN AREA CONTROL BLOCK (SACB)					
68	(44)	X'48'	0	DCMACB	"*" SACB
72	(48)	ADDRESS	4	DCMACBNX	POINTER TO NEXT SACB
76	(4C)	CHARACTER	1	DCMAID	AREA ID
77	(4D)	BITSTRING	1	DCMASACB	SACB FLAGS
		1... ....		DCMAUSE	"X'80'" AREA PRESENTLY DEFINED MB Y02958
IF DCMAUSE IS OFF, AN AREA HAS BEEN FREED E.G. K A,NONE					
		.1... ....		DCMAGM	"X'40'" GETMAINED SACB
78	(4E)	SIGNED	2	DCMALN	LENGTH OF AREA
80	(50)	SIGNED	1	DCMATOP	TOP ROW OF AREA
80	(50)	X'51'	0	DCMACLR	"*" REINITIALIZED PORTION MB Y02958
81	(51)	SIGNED	1	DCMAROW	ROW TO BE WRITTEN NEXT
82	(52)	SIGNED	2	DCMAFR	FRAME ON SCREEN
84	(54)	ADDRESS	4	DCMAMJWQ	POINTER TO CON Q ENTRY FOR MAJOR
88	(58)	ADDRESS	4	DCMAMIN	POINTER TO MINOR WQE
92	(5C)	SIGNED	4	DCMATIME	TIME CONTROL LINE WAS WRITTEN
96	(60)	SIGNED	1	DCMANLAB	NUMBER OF LABEL LINES FOUND
97	(61)	BITSTRING	1	DCMARES1	RESERVED
98	(62)	BITSTRING	1	DCMAFLG1	AREA FLAGS1
		.1... ....		DCMADISP	"X'40'" DISPLAY IN AREA
		..1. ....		DCMADEND	"X'20'" END OF DISPLAY ON SCREEN
		...1 ....		DCMAFRPR	"X'10'" FRAMING IN PROGRESS
		.... 1...		DCMAFULL	"X'08'" FRAME FULL
		.... .1..		DCMABL	"X'04'" BLANKING TO BE DONE
		.... ..1.		DCMAELLF	"X'02'" EMBEDDED LABEL LINE FOUND
		.... ...1		DCMADLF	"X'01'" DATA LINE FOUND WHILE WRITING DISPLAY
99	(63)	BITSTRING	1	DCMAFLG2	AREA FLAGS 2
		1... ....		DCMALMIN	"X'80'" SAVED POINTER TO LAST MINOR OUTPUT
		.1... ....		DCMAWCON	"X'40'" WRITE CONTROL LINE
		...1 ....		DCMAMJFR	"X'10'" MAJOR WQE HAS BEEN FOUND
100	(64)	BITSTRING	4	DCMRSV01	Reserved - Was DCMATFLG and contained DCMADFLG, DCMADD and DCMAHOLD
104	(68)	SIGNED	4	DCMRSV02	Reserved - Was DCMATECB
108	(6C)	SIGNED	4	DCMRSV04	Reserved - Was DCMAASCB
108	(6C)	X'70'	0	DCMACBND	"*" SACB END

Table 827. Structure DCMTSRT (continued)

Offset Dec	Offset Hex	Type	Len	Name (Dim)	Description
108	(6C)	X'1F'	0	DCMCLRLN	"*-DCMACLR" LENGTH FOR REINITIALIZING MB Y02958
112	(70)	CHARACTER	4	DCMACBID	ACRONYM = SACB
116	(74)	CHARACTER	4	DCMRSV03	RESERVED
116	(74)	X'30'	0	DCMACBSZ	"*-DCMACB" SACB SIZE
116	(74)	X'9'	0	DCM_KAREAS_FOR_HMCS	"(43-4)/4" HMCS has 43 rows and we remove 4 rows for instruction, warning and entryarea (2 lines) then divide by the minimum OOL area size (4) to get the maximum # of areas an HMCS console can have.

Table 828. Cross Reference for RDCM

Name	Offset	Hex Tag
DCM_KAREAS_FOR_HMCS	74	9
DCMABL	62	4
DCMACB	44	48
DCMACBID	70	
DCMACBND	6C	70
DCMACBNX	48	
DCMACBSZ	74	30
DCMACLR	50	51
DCMADEND	62	20
DCMADISP	62	40
DCMADKP	8	
DCMADLF	62	1
DCMADPFK	24	
DCMADSDS	10	
DCMADTRN	0	
DCMAELLF	62	2
DCMAFLG1	62	
DCMAFLG2	63	
DCMAFR	52	
DCMAFRPR	62	10
DCMAFULL	62	8
DCMAGM	4D	40
DCMAID	4C	
DCMALMIN	63	80
DCMALN	4E	
DCMAMIN	58	
DCMAMJFR	63	10
DCMAMJWQ	54	
DCMANLAB	60	

Table 828. Cross Reference for RDCM (continued)

Name	Offset	Hex Tag
DCMARES1	61	
DCMAROW	51	
DCMASACB	4D	
DCMATIME	5C	
DCMATOP	50	
DCMAUSE	4D	80
DCMAWCON	63	40
DCMBCOLR	F	20
DCMCBTIM	20	
DCMCLPR	2D	20
DCMCLRLN	6C	1F
DCMDEVTY	F	
DCMDOM	5	10
DCMDOMKY	1E	
DCMDTPTR	40	
DCMECOLR	F	10
DCMEXTDS	F	4
DCMIFVLD	2D	1
DCMIMGLT	F	1
DCMINTVL	28	
DCMKVIP	2D	40
DCMLEN	44	
DCMMSGSV	38	
DCMOPEN	2D	2
DCMPFKBF	3C	
DCMPFKSZ	2E	
DCMPFKWK	5	40
DCMPREFC	E	8
DCMPREMS	E	4
DCMPRESO	E	2
DCMPREVM	E	
DCMRCBID	14	
DCMRDFPK	5	80
DCMRFLGS	5	
DCMRMSAL	1C	
DCMRQDEL	30	
DCMRQDEL_PART2	34	
DCMRSP21	4	1
DCMRSP22	4	2



Table 828. Cross Reference for RDCM (continued)

Name	Offset	Hex Tag
DCMRSP41	4	3
DCMRSP42	4	4
DCMRSV01	64	
DCMRSV02	68	
DCMRSV03	74	
DCMRSV04	6C	
DCMRVERN	4	
DCMRXDEL	2C	8
DCMRXHMT	2D	4
DCMRXRLI	2C	10
DCMRXSCN	2D	10
DCMRXSFL	2C	80
DCMRXTIM	2C	2
DCMRXTMR	2C	20
DCMRXUNV	2C	40
DCMR2FLG	2C	
DCMR3FLG	2D	
DCMSIZE	44	48
DCMSRPQ	F	8
DCMTMCTR	2A	
DCMTOPAR	C	
DCMTOPDS	D	
DCMTSRT	0	
DCMTY60	F	80
DCMVERSN	4	4
DCMWLAST	18	

## RESPA information

### RESPA programming interface information

RESPA is a programming interface.

### RESPA heading information

**Common name:** FSI ORDER response area mapping  
**Macro ID:** IAZRESPA  
**DSECT name:** IAZRESPA  
**Owning component:** JES Common (SC141)

**Eye-catcher ID:** RESP  
Offset: RESPID-IAZRESPA  
Length: L'RESPID

**Storage attributes:** Subpool: 230  
Key: 1  
Residency: Virtual and real storage is based on the addressing mode of the FSS. If restricted to 24 bit storage, then the RESPA must be in 24 bit storage. Otherwise it can be anywhere in 31 bit storage.

**Size:** See RESPSIZ (run time length in RESPLEN)

**Created by:** Issuers of FSIREQ REQUEST=FSIORDER

**Pointed to by:** ORDRSPAD field of the IAZFSIP data area

**Serialization:** None required

**Function:** Part of the Functional Subsystem Interface (FSI), this part maps the response area for any ORDER. It is pointed to by ORDRSPAD in the standard base section of the FSI parameter list (FSIP).

## RESPA mapping

Table 829. Structure IAZRESPA

Offset Dec	Offset Hex	Type	Len	Name (Dim)	Description
0	(0)	STRUCTURE	0	IAZRESPA	
0	(0)	X'0'	0	RESPA	"IAZRESPA" ALTERNATE DSECT NAME
0	(0)	CHARACTER	4	RESPID	RESPONSE AREA ID
4	(4)	SIGNED	4	RESPLEN	LENGTH OF RESPONSE AREA
8	(8)	ADDRESS	1	RESPFL1	FLAG BYTE (DEVICE STATUS)
		1... ....		RESP1DIN	"B'10000000'" DEVICE IS INACTIVE
8	(8)	X'80'	0	RESPDIN	"RESP1DIN" (ALTERNATE FLAG NAME)
		.1.. ....		RESP1DSP	"B'01000000'" DEVICE IS STOPPED
9	(9)	ADDRESS	1	RESPFL2	FLAG BYTE (PROCESSING STATUS)
		1... ....		RESP2EOD	"B'10000000'" EOD REACHED ON FWD SYNCH
		.1.. ....		RESP2NDS	"B'01000000'" NO DS AT OOP DETECTED
		..1. ....		RESP2ETE	"B'00100000'" ENVIRONMENTAL TYPE ERROR - USED ONLY ON START FSA ORDER RESPONSE
10	(A)	ADDRESS	2		RESERVED
12	(C)	SIGNED	4	RESPRETC	RETURN CODE OF REQUESTED FUNCTION - 00 = SUCCESSFUL COMPLETION - >0 = UNSUCCESSFUL COMPLETION
16	(10)	SIGNED	4		RESERVED
20	(14)	SIGNED	2	RESPCPYC	COPY NUMBER OF DATA SET AT OOP
22	(16)	SIGNED	2		RESERVED
24	(18)	SIGNED	4	RESPPGEC	PAGE NUMBER OF DATA SET AT OOP
28	(1C)	SIGNED	4	RESPLREC	LOGICAL REC NUM AT OOP (APPROX)
32	(20)	CHARACTER	12	RESP00PI	IDENTIFIER OF DATA SET AT OOP
44	(2C)	ADDRESS	4	RESPEXTN	RESERVED POINTER
48	(30)	SIGNED	4	(3)	RESERVED

Table 829. Structure IAZRESPA (continued)

Offset Dec	Offset Hex	Type	Len	Name (Dim)	Description
60	(3C)	SIGNED	4	(0)	BOUNDARY ALIGNMENT
60	(3C)	X'3C'	0	RESPSIZ	"*-RESPA" RESPONSE AREA SIZE

Table 830. Cross Reference for RESPA

Name	Offset	Hex	Tag
IAZRESPA	0		
RESPA	0		0
RESPCPYC	14		
RESPDIN	8		80
RESPEXTN	2C		
RESPFL1	8		
RESPFL2	9		
RESPID	0		
RESPLEN	4		
RESPLREC	1C		
RESP00PI	20		
RESPPGEC	18		
RESPRETC	C		
RESPSIZ	3C		3C
RESP1DIN	8		80
RESP1DSP	8		40
RESP2E0D	9		80
RESP2ETE	9		20
RESP2NDS	9		40

## RGR information

### RGR heading information

<b>Common name:</b>	VSM Region Request Element
<b>Macro ID:</b>	IHARGR
<b>DSECT name:</b>	RGR
<b>Owning component:</b>	Virtual Storage Manager (SC1CH)
<b>Eye-catcher ID:</b>	None
<b>Storage attributes:</b>	Subpool: 245 Key: 0 Residency: Above 16M line
<b>Size:</b>	24 bytes
<b>Created by:</b>	IGVGRRGN
<b>Pointed to by:</b>	GDARGR, RGRNEXT

**Serialization:** VSMFIX lock  
**Function:** Describes a request waiting for a V=R region.

## RGR mapping

Table 831. Structure RGR

Offset Dec	Offset Hex	Type	Len	Name (Dim)	Description
0	(0)	STRUCTURE	24	RGR	REGION REQUEST ELEMENT
0	(0)	CHARACTER	4	RGRID	CONTROL BLOCK IDENTIFIER
4	(4)	ADDRESS	4	RGRNEXT	ADDRESS OF NEXT RGR OR ZERO
8	(8)	ADDRESS	4	RGRASCB	ASCB ADDRESS OF REQUESTING INITIATOR
12	(C)	ADDRESS	4	RGRECB	ECB ADDRESS OF REQUESTING INITIATOR
16	(10)	SIGNED	4	RGRSIZE	SIZE OF REGION REQUESTED
20	(14)	ADDRESS	4	RGRSTART	START ADDRESS OF SPECIFIC REGION REQUESTED OR ZERO

## RIB information

### RIB programming interface information

RIB is a programming interface.

### RIB heading information

**Common name:** RESOURCE INFORMATION BLOCK RESOURCE INFORMATION BLOCK EXTENT

**Macro ID:** ISGRIB

**DSECT name:** RIB RIBE

**Owning component:** Global Resource Serialization (SCSDS)

**Eye-catcher ID:** None

**Storage attributes:** Subpool: 229 WHILE IN GRS PRIVATE AREA  
Key: 0 WHILE IN GRS PRIVATE AREA  
Residency: Above 16M while in GRS Private Area

**Size:** RIB - 40 BYTES FOR THE FIXED SECTION AND  
N BYTES FOR THE VARIABLE SECTION  
(WHERE N IS A MULTIPLE OF FOUR  
IN THE RANGE OF 4 TO 256)  
RIBE - 48 BYTES

**Created by:** THE GLOBAL RESOURCE SERIALIZATION (GRS) QUEUE  
SCANNING MODULE (ISGQSC) BUILDS THE RIBS AND  
RIBES IN THE GRS PRIVATE AREA BEFORE MOVING THEM  
INTO THE AREA PROVIDED BY THE CALLER OF THE GQSCAN  
MACRO.

**Pointed to by:** POINTER IS MAINTAINED BY USER

**Serialization:** NO SERIALIZATION REQUIRED

**Function:**

CONTAINS INFORMATION DESCRIBING A RESOURCE AND ANY REQUESTORS OF THAT RESOURCE. THE RESOURCE INFORMATION BLOCK (RIB) DESCRIBES A GIVEN RESOURCE AND THE RESOURCE INFORMATION BLOCK EXTENT (RIBE) DESCRIBES EACH OWNER OR EACH WAITER FOR THAT RESOURCE. THE VARIABLE SECTION OF THE RIB (RIBVAR) IS LOCATED IMMEDIATELY AFTER THE RIB.

For ISGECA requests only, the RIB can be used as follows:

1) Long Waiter List

There will be up to 'count' resources reflected in the list. Each resource will have a single RIB (reflecting the resource in contention), one RIBE for the top blocker of the resource, and one RIBE for the long waiter of the resource. RIBTOD will be set to the time of day that the long waiter ENQueued on the resource. Other important fields:

RIBNTO - total number of owners of the resource

RIBNTWE - total number of exclusive waiters of the resource

RIBNTWS - total number of shared waiters of the resource

RIBTRIBE and RIBNRIBE - will be set to two

Each of the RIBEs will be set to the appropriate information obtained from the QEL/QXB representing the resource request

2) Long Blocker List

There will be up to 'count' resources reflected in the list.

Each resource will have a single RIB (reflecting the resource in contention) and one RIBE for the top blocker of the resource. RIBTOD will be set to the time of day that the long blocker began blocking the resource (not when it ENQueued on the resource).

RIBNTO - total number of owners of the resource

RIBNTWE - total number of exclusive waiters of the resource

RIBNTWS - total number of shared waiters of the resource

RIBTRIBE and RIBNRIBE - will be set to one

The RIBE will be set to the appropriate information obtained from the QEL/QXB representing the resource request

## RIB mapping

Table 832. Structure RIB

Offset Dec	Offset Hex	Type	Len	Name (Dim)	Description
0	(0)	STRUCTURE	0	RIB	RESOURCE INFORMATION BLOCK - FIXED SECTION
0	(0)	SIGNED	4	(0)	
0	(0)	SIGNED	4	RIBTOD(2)	FOR ISGECA REQUESTS ONLY, THE TIME OF DAY A RESOURCE REQUEST BEGAN WAITING
0	(0)	ADDRESS	4		RESERVED
4	(4)	ADDRESS	4	RIBCHAIN	POINTER TO NEXT RIB - USED BY ISGDSORT TO ALPHABETICALLY SORT RIBS BY RESOURCE NAME (QNAME AND RNAME)
8	(8)	SIGNED	4	RIBNTO	NUMBER OF TASKS OWNING RESOURCE
12	(C)	SIGNED	4	RIBNTWE(0)	NUMBER OF TASKS WAITING FOR EXCLUSIVE CONTROL OF RESOURCE
12	(C)	SIGNED	4	RIBQSCANRC	FOR ISGECA REQUESTS ONLY, IF RIBNTO EQUALS -1 THEN THIS FIELD CONTAINS THE FAILING QSCAN RETURN CODE
16	(10)	SIGNED	4	RIBNTWS(0)	NUMBER OF TASKS WAITING FOR SHARED CONTROL OF RESOURCE
16	(10)	SIGNED	4	RIBQSCANRSN	FOR ISGECA REQUESTS ONLY, IF RIBNTO EQUALS -1 THEN THIS FIELD CONTAINS THE FAILING QSCAN REASON CODE

Table 832. Structure RIB (continued)

Offset Dec	Offset Hex	Type	Len	Name(Dim)	Description
20	(14)	SIGNED	4	RIBTRIBE	TOTAL NUMBER OF RESOURCE INFORMATION BLOCK EXTENTS ASSOCIATED WITH THIS RIB
24	(18)	SIGNED	4	RIBNRIBE	NUMBER OF RESOURCE INFORMATION BLOCK EXTENTS RETURNED WITH THIS RIB IN THE USER SPECIFIED AREA
28	(1C)	SIGNED	2	RIBVLEN	LENGTH OF THE VARIABLE SECTION OF THE RIB (MULTIPLE OF FOUR)
30	(1E)	BITSTRING	1	RIBSCOPE	SCOPE OF REQUEST FLAGS
		1... ....		RIBSYS	"X'80'" SYSTEM SCOPE (1 = SYSTEM, 0 = NONSYSTEM)
		.1.. ....		RIBSYSS	"X'40'" SYSTEMS SCOPE (1 = SYSTEMS, 0 = NONSYSTEMS)
		..1. ....		RIBSTEP	"X'20'" STEP SCOPE (1 = STEP, 0 = NONSTEP)
		...1 ....		RIBGLBL	"X'10'" GLOBAL RESOURCE INDICATOR (1 = GLOBAL, 0 = LOCAL)
		.... 1...		RIBBIT1	"X'08'" RESERVED
		.... .1..		RIBBIT2	"X'04'" RESERVED
		.... ..1.		RIBBIT3	"X'02'" RESERVED
		.... ...1		RIBBIT4	"X'01'" RESERVED
31	(1F)	BITSTRING	1	RIBRNMLN	RNAME LENGTH
32	(20)	CHARACTER	8	RIBQNAME	QNAME - MAJOR NAME OF RESOURCE
40	(28)	SIGNED	4	RIBEND(0)	END OF RIB FIXED SECTION

Table 833. Structure RIBVAR

Offset Dec	Offset Hex	Type	Len	Name(Dim)	Description
0	(0)	STRUCTURE	0	RIBVAR	RESOURCE INFORMATION BLOCK - VARIABLE SECTION
0	(0)	SIGNED	4	(0)	
0	(0)	BITSTRING	1	RIBRNAME(0)	RNAME - MINOR NAME OF RESOURCE

Table 834. Structure RIBE

Offset Dec	Offset Hex	Type	Len	Name(Dim)	Description
0	(0)	STRUCTURE	0	RIBE	RESOURCE INFORMATION BLOCK EXTENT
0	(0)	SIGNED	4	(0)	
0	(0)	CHARACTER	8	RIBEJBNM	JOBNAME OF REQUESTOR
8	(8)	CHARACTER	8	RIBESYSN	SYSTEM NAME OF REQUESTOR
16	(10)	ADDRESS	4	RIBETCB	TCB ADDRESS OF REQUESTOR
20	(14)	ADDRESS	4	RIBEECB	ECB ADDRESS WHEN RIBEECBF IS ONE
20	(14)	ADDRESS	4	RIBESVRB	SVRB ADDRESS WHEN RIBEECBF IS ZERO
24	(18)	ADDRESS	4	RIBEUCB	If RIBE is for a RESERVE request from this system, against a 3-digit-device-number device, this field contains the UCB Address, otherwise, it is an arithmetic zero
28	(1C)	SIGNED	2	RIBEASID	ADDRESS SPACE ID OF REQUESTOR
30	(1E)	BITSTRING	1	RIBERFLG	FLAGS PERTAINING TO THE REQUEST
		1... ....		RIBETYPE	"X'80'" REQUEST TYPE (0 = EXCLUSIVE, 1 = SHARED)

Table 834. Structure RIBE (continued)

Offset Dec	Offset Hex	Type	Len	Name(Dim)	Description
		.1.. ....		RIBEMC	"X'40'" MUST COMPLETE (MC) REQUEST (1 = MC, 0 = NOT MC)
		..1. ....		RIBERESV	"X'20'" RESERVE REQUEST (1 = RESERVE, 0 = NOT RESERVE)
		...1 ....		RIBERESC	"X'10'" RESERVE REQUEST CONVERTED TO GLOBAL ENQ (1 = CONVERTED, 0 = NOT CONVERTED)
		.... 1..		RIBEAUTH	"X'08'" AUTHORIZED CALLER (1 = AUTHORIZED, 0 = UNAUTHORIZED)
		.... ..1.		RIBESIDV	"X'02'" RIBESAID VALIDITY FLAG (1 = RIBESAID VALID, 0 = RIBESAID NOT VALID).
		.... ...1		RIBEMATC	"X'01'" This is a matching task (MASID/MTCB) request. RIBEMASI and RIBEMTCB contain the ASID and TCB of the matching task.
31	(1F)	BITSTRING	1	RIBELFLG	FLAGS PERTAINING TO A LIST REQUEST
		1... ....		RIBEPOST	"X'80'" The requester has been informed that the request has completed. The ECB has been posted or the requester's suspended TCB RB has been posted. Note that in Ring mode, when the request originated on another system and SYNCHRES was enabled on the requesting system at the time of the request, the requester may be waiting for synchronous reserve processing to complete.
		.1.. ....		RIBEECBF	"X'40'" ECB REQUEST (1 = ECB, 0 = NOT ECB)
		..1. ....		RIBELRS1	"X'20'" RESERVED
		...1 ....		RIBELRS2	"X'10'" RESERVED
		.... 1..		RIBELRS3	"X'08'" RESERVED
		.... ..1.		RIBELRS4	"X'04'" RESERVED
		.... ...1		RIBELRS5	"X'02'" RESERVED
		.... ...1		RIBELRS6	"X'01'" RESERVED
32	(20)	BITSTRING	1	RIBESFLG	STATUS FLAGS
		1... ....		RIBESTAT	"X'80'" REQUEST STATUS (0 = WAITING FOR RESOURCE, 1 = OWNS RESOURCE)
		.1.. ....		RIBEMATO	"X'40'" Matching task use indicator (0 = Requestor is not using the resource as the result of a MASID/MTCB request 1 = Requestor is using the resource as the result of a MASID/MTCB request)
		..1. ....		RIBESRS2	"X'20'" RESERVED
		...1 ....		RIBESRS3	"X'10'" RESERVED
		.... 1..		RIBESRS4	"X'08'" RESERVED
		.... ..1.		RIBESRS5	"X'04'" RESERVED
		.... ...1		RIBESRS6	"X'02'" RESERVED
		.... ...1		RIBESRS7	"X'01'" RESERVED
33	(21)	CHARACTER	1	RIBERS01	RESERVED

Table 834. Structure RIBE (continued)

Offset Dec	Offset Hex	Type	Len	Name(Dim)	Description
34	(22)	SIGNED	2	RIBESAIID	ASID of task for which a service PROVIDER performed this ENQ/RESERVE request. If RIBESIDV is set, RIBEASID is the ASID of the service PROVIDER and RIBESAIID is the ASID of the service REQUESTOR. If RIBESAIID is zero, the service REQUESTOR'S ASID is not available.
36	(24)	CHARACTER	4	RIBEDEVN	If RIBE is for a RESERVE request from this system, this field contains the EBCDIC device number of the device that was the target of the RESERVE, otherwise it is an arithmetic zero
40	(28)	ADDRESS	4	RIBEMTCB	Matching task TCB value (MTCB) specified by the requestor. Valid only when RIBEMATC is set.
44	(2C)	SIGNED	2	RIBEMASI	Matching task TCB value (MASID) specified by the requestor. Valid only when RIBEMATC is set.
46	(2E)	SIGNED	2	RIBERSVD	Reserved
48	(30)	SIGNED	4	RIBEEND(0)	END OF RIBE

Table 835. Cross Reference for RIB

Name	Offset	Hex	Tag
RIB	0		
RIBBIT1	1E		8
RIBBIT2	1E		4
RIBBIT3	1E		2
RIBBIT4	1E		1
RIBCHAIN	4		
RIBE	0		
RIBEASID	1C		
RIBEAUTH	1E		8
RIBEDEVN	24		
RIBEECB	14		
RIBEECBF	1F		40
RIBEEND	30		
RIBEJBNM	0		
RIBELFLG	1F		
RIBELRS1	1F		20
RIBELRS2	1F		10
RIBELRS3	1F		8
RIBELRS4	1F		4
RIBELRS5	1F		2
RIBELRS6	1F		1
RIBEMASI	2C		
RIBEMATC	1E		1



Table 835. Cross Reference for RIB (continued)

Name	Offset	Hex Tag
RIBEMATO	20	40
RIBEMC	1E	40
RIBEMTCB	28	
RIBEND	28	
RIBEPOST	1F	80
RIBERESC	1E	10
RIBERESV	1E	20
RIBERFLG	1E	
RIBERSVD	2E	
RIBERS01	21	
RIBESAID	22	
RIBESFLG	20	
RIBESIDV	1E	2
RIBESRS2	20	20
RIBESRS3	20	10
RIBESRS4	20	8
RIBESRS5	20	4
RIBESRS6	20	2
RIBESRS7	20	1
RIBESTAT	20	80
RIBESVRB	14	
RIBESYSN	8	
RIBETCB	10	
RIBETYPE	1E	80
RIBEUCB	18	
RIBGLBL	1E	10
RIBNRIBE	18	
RIBNTO	8	
RIBNTWE	C	
RIBNTWS	10	
RIBQNAME	20	
RIBQSCANRC	C	
RIBQSCANRSN	10	
RIBRNAME	0	
RIBRNMLN	1F	
RIBSCOPE	1E	
RIBSTEP	1E	20
RIBSYS	1E	80
RIBSYSS	1E	40

Table 835. Cross Reference for RIB (continued)

Name	Offset	Hex Tag
RIBTOD	0	
RIBTRIBE	14	
RIBVAR	0	
RIBVLEN	1C	

## RIT information

### RIT heading information

<b>Common name:</b>	RSM Internal Table
<b>Macro ID:</b>	IARRIT
<b>DSECT name:</b>	RIT
<b>Owning component:</b>	Real Storage Manager (SC1CR)
<b>Eye-catcher ID:</b>	RIT Offset: 0 Length: 4
<b>Storage attributes:</b>	Virtual Storage: Yes Subpool: Extended Nucleus Key: 0 Data Space: No Residency: Above 16 megabytes virtual
<b>Size:</b>	See assembled listing
<b>Created by:</b>	IARMR
<b>Pointed to by:</b>	PVTRIT field of the PVT data area
<b>Serialization:</b>	Field dependent
<b>Function:</b>	Information used internally by RSM

### RIT mapping

Table 836. Structure RIT

Offset Dec	Offset Hex	Type	Len	Name (Dim)	Description
0	(0)	STRUCTURE	2688	RIT	
0	(0)	CHARACTER	128	RIT_000T0080	The RIT starts at a 128 byte boundary (RCE+580x) so shares so first cache line with the last RCE cache line
0	(0)	CHARACTER	4	RITID	RIT CONTROL BLOCK ID
4	(4)	BITSTRING	1	RITFLGS1	FLAG BYTE 1
	1... ....			RITDODMP	SDUMP SHOULD BE TAKEN REGARDLESS OF THE CURRENT RSM ENVIRONMENT. THIS BIT CAN ONLY BE SET ON MANUALLY. IF SO SET, IT MAY CAUSE RSM QUEUES TO BE DESTROYED.
	.1... ....			RITSRMNT	SRM HAS BEEN NOTIFIED OF AN AVQLOW SITUATION
	..1. ....			RITNZDC	TOTAL OF RSFQ DEFICIT COUNTS IS NON-ZERO

Table 836. Structure RIT (continued)

Offset Dec	Offset Hex	Type	Len	Name(Dim)	Description
		...1 ....		RITSPA	IF ON, ASYNCHRONOUS PAGING FACILITY, (AKA SPA) IS INSTALLED ON ALL PROCESSORS.
		.... 1...		RITDMPOK	SDUMP MAY BE TAKEN EVEN WHEN THE RSM LOCK IS HELD EXCLUSIVELY
		.... .1..		RITRSUPR	THE RSU PARAMETER HAS BEEN PROCESSED
		.... ..1.		*	Reserved
		.... ...1		RITMASX	MULTIPLE ADDRESS SPACE EXTENSIONS ARE INSTALLED ON ALL PROCESSORS
5	(5)	BITSTRING	1	RITFLGS2	FLAG BYTE 2
		1... ....		RITDPQNQ	A PCB THAT GENERAL DEFER NEEDS TO PROCESS HAS BEEN ENQUEUED TO THE DPQ SINCE THE LAST CHECK
		.1.. ....		RITDEFXX	THE DPQ NEEDS AN ANYTYPE/ANYWHERE FRAME.
		..1. ....		RITDEFPX	THE DPQ NEEDS A PREFERRED/ANYWHERE FRAME.
		...1 ....		RITDEFXB	THE DPQ NEEDS AN ANYTYPE/BELOW FRAME.
		.... 1...		RITDEFPB	THE DPQ NEEDS A PREFERRED/BELOW FRAME.
		.... .1..		RITCSP	THE CSP INSTRUCTION IS INSTALLED
		.... ..11		*	Reserved
6	(6)	BITSTRING	1	*	RESERVED
		1... ....		RITIAVQL	IGNORE AVQLOW DEFERS
		.1.. ....		RITDEFXA	The DPQ needs an above frame
		..1. ....		RITDEFPA	The DPQ needs a pref above frame
		...1 ....		*	Reserved - Unused as of HBB77C0
		.... 1...		*	Reserved - Unused as of HBB77B0
		.... .1..		RIT_DMEMPVERIFICATIONREQ	Recovery verification or reverification of the DMEM RPA AFQ is necessary
		.... ..1.		RITPHVERIFICATIONREQ	Recovery verification or reverification of the PH AFQ is necessary. Turned on when a THISPFTE request is honored during recovery split processing - Serialized by RSM global lock
		.... ...1		RITNHVERIFICATIONREQ	Recovery verification or reverification of the NH AFQ is necessary. Turned on when a THISPFTE request is honored during recovery split processing - Serialized by RSM global lock
7	(7)	BITSTRING	1	*	Flags
		1... ....		RITOFFDT	For a storage reconfig command an offline-do-it request has come in
		.1.. ....		RITDEFXH	The DPQ needs a high frame
		..1. ....		RITDEFPH	The DPQ needs a pref high frame
		...1 ....		RITHIGHSTEALCURSORNPSET	IAXU0 has already tried to set the HighSteal cursor for non-pref
		.... 1...		*	Unused
		.... .1..		RITSCMASMREGISTERED	ASM has successfully registered to the SCM block manager
		.... ..1.		RITSCM4KINITSPACENOTAVAIL	

Table 836. Structure RIT (continued)

Offset Dec	Offset Hex	Type	Len	Name (Dim)	Description
					ASM's 4K register to the block manager failed to get the specified initial space. For diag.
		.... ...1		RITSCM1MINITSPACENOTAVAIL	
					ASM's 1M register to the block manager failed to get the specified initial space. For diag.
8	(8)	UNSIGNED	4	RITCSWRD	FIELDS SERIALIZED BY C/S
8	(8)	BITSTRING	1	RITFLGS3	FLAG BYTE 3
		1... ....		RITDBSCH	DOUBLE FRAME STEAL ROUTINE HAS BEEN SCHEDULED
		.1.. ....		RITGDSCH	GENERAL DEFER PROCESSOR HAS BEEN SCHEDULED
		..1. ....		RITQDSCH	SRM has requested quad frame steal
		...1 ....		RITFFDIE	THE FREE FRAME SRB ROUTINE HAS BEEN DEFERRED SCHEDULED VIA SETDIE
		.... 1...		RITFFSCH	THE FREE FRAME SRB ROUTINE HAS BEEN SCHEDULED
		.... .1..		RITFFINT	A FRAME HAS BEEN NEWLY INTERCEPTED
		.... ..1.		RITMGSCH	THE MIGRATION SRB ROUTINE HAS BEEN SCHEDULED
		.... ...1		RITMGPNL	MIGRATION SHOULD EXECUTE AGAIN BEFORE EXITING
9	(9)	BITSTRING	1	RITFLGS4	FLAG BYTE 4
		1... ....		RITCNSTR	MIGRATION MUST ISSUE THE MIGRATION RELIEF SYSEVENT
		.1.. ....		RITRBSCH	The available frame count SRB routine has been scheduled
		..1. ....		RITGSSCH	The Global Steal SRB routine has been scheduled
		...1 ....		RITGSPND	The Global Steal routine should execute again before exiting
		.... 1...		RITLPSCH	The LargePageAllocator SRB routine has been scheduled
		.... .1..		RIT_HSTEAL	HighSteal schedule bit
		.... ..1.		RIT2GSCH	The 2GPageAllocator SRB routine has been scheduled
		.... ...1		RITSCMEVACTABLEEXISTS	The SCM Evacuation table has been created. See IAXSCMET.
10	(A)	BITSTRING	1	RITCSFLAGS3	More CS flags
		1... ....		*	Available
		.1.. ....		RITSOBVALSCH	Sob Validation scheduled
11	(B)	CHARACTER	1	*	RESERVED C/S FIELDS
12	(C)	SIGNED	2	RITCØDCT	REMAINING NUMBER OF TIMES THAT A CØD ERROR OF THE TYPE FLAGGED IN RITCØDFL WILL BE LOGGED
14	(E)	BITSTRING	1	RITCØDFL	ERROR FLAGS
		1... ....		RITBADAS	AN INVALID ASID WAS FOUND IN A PFTE ASID FIELD
		.1.. ....		RITBADTR	A BAD TRACE RECORD WAS GENERATED
		..11 1111		*	RESERVED
15	(F)	CHARACTER	1	RITTSTFL	Function test flags

Table 836. Structure RIT (continued)

Offset Dec	Offset Hex	Type	Len	Name(Dim)	Description
		1... ....		RITBYPASSDIRECTPO	Bypass invocation of syseven directpo and use RitUseReal instead to determine whether to use real
		.1.. ....		RITUSEREAL	Use real storage and not aux
		..1. ....		RITBYPASSLFAREAVICOMFORMULA	0 = Use the VICOM formula for the LFAREA when CvtVicom is ON and system is <8GB. 1 = Use the normal formula instead of the VICOM formula for the LFAREA. IAXMT uses a less restrictive formula when CvtVicom is ON so that testers can get an LFAREA for large pages with very little real storage. If the real formula needs to be tested, set this bit when prompted for sysparms. This bit has no meaning when CvtVicom is OFF.
		...1 ....		RITMEMPOOLSIZEINMB	ON if the memory pool size fields are in MB, not GB. The fields include: - SparmResGrp_MemLimitInGb - MptEntry_DesiredSize - MptEntry_ActualSize
		.... 1...		RIT_USELFAREAVICOMFORMULAFORALLSIZES	1 = The VICOM formula for the LFAREA will be used for any size system (when CVTVICOM is set and not disabled by RitBypassLfareaVicomFormula). 0 = The VICOM formula only applies to systems with less than 8G online below 4T.
		.... .111		*	
16	(10)	UNSIGNED	1	RITDEFDF	DEFAULT NUMBER OF DOUBLE FRAME PAIRS TO BE OBTAINED BY DOUBLE FRAME STEAL
17	(11)	UNSIGNED	1	RITDFAIL	COUNT OF CONSECUTIVE CALLS TO IARUDFRM WHICH HAVE RESULTED IN NO FRAMES
18	(12)	UNSIGNED	1	RITPADC	DEFICIT COUNT. NUMBER OF PREFERRED ABOVE FRAMES NEEDED FOR THE RSFQ.
19	(13)	UNSIGNED	1	RITPBDC	DEFICIT COUNT. NUMBER OF PREFERRED BELOW FRAMES NEEDED FOR THE RSFQ.
20	(14)	UNSIGNED	4	RITGLLK	LOCK WORD
24	(18)	ADDRESS	4	RITCRAB	ADDRESS OF THE COMMON RAB
28	(1C)	ADDRESS	4	RITRABQF	ADDRESS OF FIRST RAB ON THE RABQ
32	(20)	ADDRESS	4	RITRABQL	ADDRESS OF LAST RAB ON THE RABQ
36	(24)	ADDRESS	4	RITLPCQF	Address of the first FCB of the large page control queue
40	(28)	ADDRESS	4	RITLPCQL	Address of the last FCB of the large page control queue
44	(2C)	ADDRESS	4	RITRPLQF	ADDRESS OF THE FIRST RPB POOL ON THE RPB POOL QUEUE
48	(30)	ADDRESS	4	RITRPLQL	ADDRESS OF THE LAST RPB POOL ON THE RPB POOL QUEUE
52	(34)	ADDRESS	4	*	Available
56	(38)	ADDRESS	4	*	Available
60	(3C)	ADDRESS	4	RITDPQF	ADDRESS OF FIRST PCB ON THE DEFER PCB QUEUE
64	(40)	ADDRESS	4	RITDPQL	ADDRESS OF LAST PCB ON THE DEFER PCB QUEUE
68	(44)	ADDRESS	4	RITASQF	ADDRESS OF FIRST PCB ON THE ADDR SP CREATE PCB QUEUE

Table 836. Structure RIT (continued)

Offset Dec	Offset Hex	Type	Len	Name (Dim)	Description
72	(48)	ADDRESS	4	RITASPQL	ADDRESS OF LAST PCB ON THE ADDR SP CREATE PCB QUEUE
76	(4C)	ADDRESS	8	RITPFTAC	ABOVE FRAME CURSOR
84	(54)	ADDRESS	8	RITEXCHANGEUPCURSOR	Pfte in 16M-2G range to start exchange up processing
92	(5C)	ADDRESS	4	RITVRCQF	ADDRESS OF FIRST FCB ON THE V=R CONTROL QUEUE
96	(60)	ADDRESS	4	RITVRCQL	ADDRESS OF LAST FCB ON THE V=R CONTROL QUEUE
100	(64)	ADDRESS	4	RITASCQF	ADDRESS OF FIRST FCB ON THE ADDR SP CREATE CNTL QUEUE
104	(68)	ADDRESS	4	RITASCQL	ADDRESS OF LAST FCB ON THE ADDR SP CREATE CNTL QUEUE
108	(6C)	ADDRESS	4	RITDFCQF	ADDRESS OF FIRST FCB ON THE DOUBLE FRAME CNTL QUEUE
112	(70)	ADDRESS	4	RITDFCQL	ADDRESS OF LAST FCB ON THE DOUBLE FRAME CNTL QUEUE
116	(74)	ADDRESS	4	*	reserved
120	(78)	ADDRESS	8	RITEXCHANGEUPCURSORBELOW	Pfte in 0-16M range to start exchange up processing
128	(80)	CHARACTER	256	RIT_080T0180	2nd cache line
128	(80)	SIGNED	2	RITNUMQUADGROUPSRESERVED	Number of quad groups have been reserved
130	(82)	BITSTRING	1	RITCRITICALBITS1	
	1... ..			RIT_IAXUO_HIGHSTOLEN	Bit indicating that critical pages stolen in IAXUO high steal processing
	.1.. ..			RIT_IAXUO_GLOBALSTOLEN	Bit indicating that critical pages stolen in IAXUO global steal processing
	..11 ..			*	Reserved
	.... 1..			RIT_IAXUE_IAXUO	Bit indicating that critical pages stolen in IAXUE processing (IAXUO call)
	.... .1..			RIT_IAXUE_IAXPP	Bit indicating that critical pages stolen in IAXUE processing (IAXPP call)
	.... ..1.			RIT_IAXUE_IAXDF	Bit indicating that critical pages stolen in IAXUE processing (IAXDF call)
	.... ...1			RIT_IAXUE_IAXIX	Bit indicating that critical pages stolen in IAXUE processing (IAXIX call)
131	(83)	BITSTRING	1	RITCRITICALBITS2	
	1... ..			RIT_IAXUE_IAXKL	Bit indicating that critical pages stolen in IAXUE processing (IAXKL call)
	.1.. ..			RIT_IAXUE_IAXPB	Bit indicating that critical pages stolen in IAXUE processing (IAXPB call)
	..1. ....			RIT_IAXUE_IAXPE	Bit indicating that critical pages stolen in IAXUE processing (IAXPE call)
	...1 ....			RIT_IAXUE_IAXPZ	Bit indicating that critical pages stolen in IAXUE processing (IAXPZ call)
	.... 1...			RIT_IAXUE_IAXUR	Bit indicating that critical pages stolen in IAXUE processing (IAXUR call)

Table 836. Structure RIT (continued)

Offset Dec	Offset Hex	Type	Len	Name(Dim)	Description
		.... .1..		RIT_IAXUE_IAXVZ	Bit indicating that critical pages stolen in IAXUE processing (IAXVZ call)
		.... ..1.		RIT_IAXUE_IAXV1	Bit indicating that critical pages stolen in IAXUE processing (IAXV1 call)
		.... ...1		RIT_IAXUE_UNKNOWN	Bit indicating that critical pages stolen in IAXUE processing (unknown)
132	(84)	BITSTRING	1	RITCRITICALBITS3	
		1... ....		RIT_IAXUA_RSFAQ1STOLEN	Bit indicating that critical pages stolen in IAXUA processing RSFAQ1
		.1.. ....		RIT_IAXUA_BDFQSTOLEN	Bit indicating that critical pages stolen in IAXUA processing BDFQ
		..1. ....		RIT_IAXUA_RSFAQ2STOLEN	Bit indicating that critical pages stolen in IAXUA processing RSFAQ2
		...1 ....		RIT_IAXUA_VRSTOLEN	Bit indicating that critical pages stolen in IAXUA processing V=R
		.... 1...		RIT_IAXUA_PFTSTOLEN	Bit indicating that critical pages stolen in IAXUA processing PFTSCAN
		.... .1..		RIT_IAXUA_RABSTOLEN	Bit indicating that critical pages stolen in IAXUA processing RABSCAN
		.... ..1.		RIT_IAXUA_SBFQSTOLEN	Bit indicating that critical pages stolen in IAXUA processing SBFQ
		.... ...1		RIT_IAXUA_RVTESTOLEN	Bit indicating that critical pages stolen in IAXUA processing RVTE
133	(85)	BITSTRING	1	RITCRITICALBITS4	
		1... ....		RIT_IAXYT_IAXCD	Bit indicating that critical pages stolen in IAXYT processing (IAXCD call)
		.1.. ....		RIT_IAXYT_IAXFH	Bit indicating that critical pages stolen in IAXYT processing (IAXFH call)
		..1. ....		RIT_IAXYT_IAXFP	Bit indicating that critical pages stolen in IAXYT processing (IAXFP call)
		...1 ....		RIT_IAXYT_IAXFV	Bit indicating that critical pages stolen in IAXYT processing (IAXFV call)
		.... 1...		RIT_IAXYT_IAXFY	Bit indicating that critical pages stolen in IAXYT processing (IAXFY call)
		.... .1..		RIT_IAXYT_IAXVO	Bit indicating that critical pages stolen in IAXYT processing (IAXVO call)
		.... ..1.		RIT_IAXYT_IAXXS	Bit indicating that critical pages stolen in IAXYT processing (IAXXS call)
		.... ...1		RIT_IAXYT_UNKNOWN	Bit indicating that critical pages stolen in IAXYT processing (unknown)
134	(86)	BITSTRING	1	RITCRITICALBITS5	
		1... ....		RIT_IAXUD_PAGESTOLEN	Bit indicating that critical pages stolen in IAXUD page processing
		.1.. ....		RIT_IAXUD_SWAPSTOLEN	Bit indicating that critical pages stolen in IAXUD swap processing
		..1. ....		RIT_IAXUD_SCANPSTOLEN	Bit indicating that critical pages stolen in IAXUD scan page processing
		...1 ....		RIT_IAXUD_SCANSSTOLEN	Bit indicating that critical pages stolen in IAXUD scan swap processing

Table 836. Structure RIT (continued)

Offset Dec	Offset Hex	Type	Len	Name(Dim)	Description
		.... 1...		RIT_IAXYG_PAGESTOLEN	Bit indicating that critical pages stolen in IAXYG page processing
		.... .1..		RIT_IAXYG_SWAPSTOLEN	Bit indicating that critical pages stolen in IAXYG swap processing
		.... ..1.		RIT_IAXYG_AREASSTOLEN	Bit indicating that critical pages stolen in IAXYG area scan processing
		.... ...1		RIT_IAXYG_ANYSSSTOLEN	Bit indicating that critical pages stolen in IAXYG any scan processing
135	(87)	BITSTRING	1	RITLONGAFQSPLITBITS	All bits in this byte are serialized by the RSM global lock - IAXRG and IAXRN checks the whole byte to determine when to schedule IAXWB. If additional 'split in progress' bits are defined, those parts will need to change.
		1... ....		RITPHFQSPLITINPROG	Recovery split processing for the preferred high frame queue is in process
		.1.. ....		RITNHFQSPLITINPROG	Recovery split processing for the non-preferred high frame queue is in process
		..1. ....		RIT_DMEMPAPFTEFQSPLITINPROG	Recovery split processing for the DMEM RPA frame queue is in progress
		...1 1111		*	Reserved - should only be used for future long AFQs that can be split
136	(88)	ADDRESS	4	RITFCFEQ	ADDRESS OF THE FIRST CFE ON FREE CFE QUEUE
140	(8C)	ADDRESS	8	RITPFT	ADDRESS OF THE PFT
140	(8C)	ADDRESS	8	RITFPFTE	Address of the first PFTE in the page frame table
148	(94)	ADDRESS	8	RITLPFTE	ADDRESS OF THE LAST PFTE REPRESENTING CENTRAL STORAGE IN THE PAGE FRAME TABLE. This will include Dedicated Memory if it is defined
156	(9C)	ADDRESS	8	RITNPFTE	PFTE WITH THE HIGHEST ADDRESS WHICH MAY BE NON- PERMANENTLY RESIDENT
164	(A4)	ADDRESS	4	RITFPRV	ADDRESS OF FIRST (LOWEST VSA) PRIVATE AREA PAGE POSSIBLE
168	(A8)	ADDRESS	4	RITFCSA	ADDRESS OF FIRST (LOWEST VSA) CSA PAGE POSSIBLE
172	(AC)	ADDRESS	4	RITLCSA	ADDRESS OF FIRST PAGE AFTER LAST CSA PAGE
176	(B0)	ADDRESS	4	RITFQSA	ADDRESS OF FIRST (LOWEST VSA) PLPA/PLPA DIRECTORY PAGE
180	(B4)	ADDRESS	4	RITLQSA	ADDRESS OF FIRST PAGE AFTER LAST PLPA/PLPA DIR. PAGE
184	(B8)	ADDRESS	4	RITFQSAX	ADDRESS OF FIRST (LOWEST VSA) EXTENDED PLPA/PLPA DIRECTORY PAGE
188	(BC)	ADDRESS	4	RITLQSAX	ADDRESS OF FIRST PAGE AFTER LAST EXTENDED PLPA/PLPA DIRECTORY PAGE
192	(C0)	ADDRESS	4	RITFCSAX	ADDRESS OF FIRST (LOWEST VSA) EXTENDED CSA PAGE
196	(C4)	ADDRESS	4	RITFPRVX	ADDRESS OF FIRST (LOWEST VSA) EXTENDED PRIVATE AREA PAGE
200	(C8)	ADDRESS	4	RITCPGT	APPARENT ORIGIN OF THE COMMON AREA PAGE TABLES
204	(CC)	ADDRESS	4	RIT_RETURNEDRPAFRAMES	Count of RPA frames that were not needed. For diag only.



Table 836. Structure RIT (continued)

Offset Dec	Offset Hex	Type	Len	Name(Dim)	Description
208	(D0)	UNSIGNED	4	RITAI	Number of bytes in an address increment (in ESA mode)
212	(D4)	UNSIGNED	2	RITSDHVERIFYTOKEN	Indicator of when the SDH queue was last verified by recovery. Serialized by RSMCM lock
214	(D6)	SIGNED	2	RITSKIP	SKIP FACTOR (HARDWARE STORAGE INTERLEAVE FACTOR). THIS IS EQUAL TO THE NUMBER OF BANDS IN AN AI. THE DEFAULT NUMBER OF BANDS IN AN AI IS ONE.
216	(D8)	ADDRESS	4	RITAIM	ADDRESS OF THE AIM
216	(D8)	ADDRESS	4	RITFAIME	ADDRESS OF FIRST AIME
220	(DC)	ADDRESS	4	RITLAIME	ADDRESS OF LAST AIME
224	(E0)	ADDRESS	4	RITDSTBK	ADDRESS OF THE SDUMP FRAME STEAL BACK EXIT
228	(E4)	SIGNED	4	RITSWPSZ	NUMBER OF SLOTS IN AN ASM SWAP SET
232	(E8)	SIGNED	2	RITREALP	REAL PARM VALUE INITIALLY SPECIFIED - MEANINGFUL ONLY DURING NIP PROCESSING.
234	(EA)	BITSTRING	1	RITFLGS5	FLAG BYTE 5
		1... ....		RITINSTL	A FEATURE IS INSTALLED ON THIS MACHINE TO PROVIDE RECOVERY OF HARD KEY ERRORS BY MACHINE CHECK
		.1.. ....		RITPAGESCMPARM	PAGESCM parm was specified
		..1. ....		RITPAGESCMNONE	PAGESCM NONE was specified
		...1 ....		RITPAGESCMALL	PAGESCM ALL was specified or defaulted
		.... 1...		RIT_INCLUDE1MAFC_NO_CODED	INCLUDE1MAFC=NO coded - Set by IAXMT
		.... .1..		RITREALPARMPROCESSED	REAL parm was processed
		.... ..11		*	Reserved. Unused since HBB77B0.
235	(EB)	BITSTRING	1	RITAMCTXBYTE	Asynch Memory Clear flags checked during TXs to serialize with other RSM processing
		1... ....		RITAMCTXFORCEGLLOCK	When ON, force TX methods to fallback to RSMGL lock serialization. Must hold the RSMGL lock to set this flag.
		.1.. ....		RITAMCTXOPERATING	When OFF, AMC does not collect dirty frames. Must hold the RSMGL lock to modify this flag
236	(EC)	ADDRESS	8	RITPFTEC	CURSOR FOR GETFRAME
244	(F4)	ADDRESS	4	RITFCAQF	ADDRESS OF FIRST ASTE ON THE FREE COMMON ASTE QUE
248	(F8)	ADDRESS	4	RITFCAQL	ADDRESS OF LAST ASTE ON THE FREE COMMON ASTE QUE
252	(FC)	UNSIGNED	4	RITSHRHC	COUNT OF SHARED SCROLL HIPERSPACE CREATED DURING LIFE OF IPL
256	(100)	UNSIGNED	4	RITPDIPC	RPB POOL DELETION IN PROGRESS COUNT
260	(104)	SIGNED	4	RITDSLNL	Length of stack to start of DSPSERV section
264	(108)	ADDRESS	8	RITQDPREFSTEALCURSOR	PFTE Cursor of Last Pref storage stolen for use as Quad Frames
272	(110)	ADDRESS	8	RITQDSTEALCURSOR	PFTE Cursor of last storage stolen for use as Quad Frames
280	(118)	UNSIGNED	4	RITQDPREFSTEALCOUNT	Count the number of times a quad group was created from Pref frames

Table 836. Structure RIT (continued)

Offset Dec	Offset Hex	Type	Len	Name (Dim)	Description
284	(11C)	UNSIGNED	4	RITPAGESCMVALUE	The PAGESCM value in megabytes
288	(120)	CHARACTER	8	RIT_ENABLESTCKTIME	Enable threshold time
296	(128)	SIGNED	8	RITTOTALONLINESTORAGEEAT IPL	The total amount of online storage at IPL
304	(130)	UNSIGNED	8	RIT_YGSTEALINVOCATIONCNT	Number of times IAXU0's quad frame steal called YG to perform steal
312	(138)	UNSIGNED	8	RITV64COMMMOTKN	System Generated token for IARV64 GETCOMMON
320	(140)	CHARACTER	8	RITMASTERSSTEPTR	Save CR1
320	(140)	CHARACTER	4	*	
324	(144)	CHARACTER	4	RITMASTERSSTELOWHALF	Low half of CR1
328	(148)	UNSIGNED	4	RITPHRFC	Number of preferred frames needed above the bar
332	(14C)	UNSIGNED	4	RITNHRFC	Number of non-pref frames needed above the bar
336	(150)	ADDRESS	8	RITHIGHSTEALCURSORP	High Steal cursor (preferred)
344	(158)	ADDRESS	8	RITHIGHSTEALCURSORNP	High Steal cursor (non-pref)
352	(160)	UNSIGNED	4	RIT_RRBETHRESHOLD	Number of active frames above which RRBEs will not be done by steal processing
356	(164)	UNSIGNED	2	RIT_NUMEXTRAQUADS	Number of additional quad frames to use as a buffer so we don't thrash on SRM requests
358	(166)	CHARACTER	1	RIT_DIAGCHECKFLAGS	Flags for additional internal checking. These are intended for test/debug only as they may not perform well.
	1... ....			RIT_DIAGCHECKQUADSINGLE	Additional checking for the quad single queue should be performed
	.1.. ....			RIT_DIAGCHECKPFBA	Additional checking for the quad single queue should be performed
	..1. ....			RIT_DIAGCHECKPREFABOVE	Additional checking for the pref above AFQ should be performed
	...1 ....			RIT_DIAGCHECKRCEAFC	Additional checking for RceAfc consistency
	.... 1...			RIT_DIAGCHECKGDGETFRAME	Additional checking to ensure IAXGD paths don't require any more frames
	.... .111			*	Reserved for diag checking flags
359	(167)	UNSIGNED	1	RITQDSTEALPHASE	Quad frame steal phase. See Rit_kQdStealPhase... consts below
360	(168)	UNSIGNED	8	RITSCM4KINITSPACE	Initial space to allocate for ASM 4K register to the block manager. Zappable for test.
368	(170)	UNSIGNED	8	RITSCM1MINITSPACE	Initial space to allocate for ASM 1M register to the block manager. Zappable for test.
376	(178)	CHARACTER	8	RITSCMEVACDEFRAGTOD	Time the last SCM defragment started
384	(180)	CHARACTER	256	RIT_180T0280	3rd cache line
384	(180)	CHARACTER	8	RITSCMEVACDEFRAGENDTOD	Time the last SCM defragment ended
392	(188)	ADDRESS	8	RITAMC@	Address of Asynch Memory Clear control block if RitAsynchClearActive is set, otherwise zero
400	(190)	UNSIGNED	8	RIT_MINHIGHPREFFORNOQUADAREA	

Table 836. Structure RIT (continued)

Offset Dec	Offset Hex	Type	Len	Name(Dim)	Description
					Minimum amount of high pref at IPL that will result in not creating a quad area
408	(198)	CHARACTER	7	*	RESERVED
415	(19F)	BITSTRING	1	RITFLGS8	Flag byte 8. Serialization - None. The current flags in this byte are only set (never reset) and are set at different phases of RSM processing, thus there should be no concurrency issues requiring serialization. This lack of serialization must be re-assessed if new flags are added.
		1... ....		RIT_MASTERSPTSETUP	Master's partial dat tables have been initialized
		.1.. ....		RIT_RUCSASHAREREQUESTED	An IARV SERV SHARE request for RUCSA storage was received.
		..1. ....		RITPROMPTYES	PROMPT(YES) was specified in IARPRMxx
		...1 1111		*	Reserved.
416	(1A0)	ADDRESS	8	RIT2GPFTEFRAME	Frame of Pftes backing a non-first 2G page.
424	(1A8)	SIGNED	4	*	Reserved - Unused as of HBB77B0
428	(1AC)	ADDRESS	8	RITPFTHC	CURSOR FOR GETFRAME
436	(1B4)	SIGNED	4	RITSPLN	LENGTH OF STACK TO START OF THE SPECIAL STACK SECTION
440	(1B8)	SIGNED	4	RITRCLN	LENGTH OF STACK TO THE START OF RECOVERY STACK SECTION
444	(1BC)	SIGNED	4	RITRSLN	LENGTH OF STACK TO THE START OF THE REAL STG BUF STACK SECTION
448	(1C0)	SIGNED	4	RITRRLN	LENGTH OF STACK TO THE START OF THE REAL STORAGE BUFER RECOVERY STACK SECTION
452	(1C4)	SIGNED	4	RITMCLN	LENGTH OF STACK TO THE START OF THE MACHINE CHECK STACK SECTION
456	(1C8)	SIGNED	4	RITSSLN	LENGTH OF STACK TO THE START OF THE SPECIAL SRM STACK SECTION
460	(1CC)	CHARACTER	44	RITSRBDB	SRB TO SCHEDULE THE DOUBLE FRAME STEAL ROUTINE
460	(1CC)	UNSIGNED	4	*(11)	
504	(1F8)	CHARACTER	44	RITSRBGD	SRB TO SCHEDULE THE GENERAL DEFER FRAME PROCESSOR
504	(1F8)	UNSIGNED	4	*(11)	
548	(224)	CHARACTER	44	RITSRBLP	SRB TO SCHEDULE THE LARGE FRAME ALLOCATION ROUTINE
548	(224)	UNSIGNED	4	*(11)	
592	(250)	CHARACTER	44	RITSRBFF	SRB TO SCHEDULE THE FREE FRAME SRB ROUTINE
592	(250)	UNSIGNED	4	*(11)	
636	(27C)	SIGNED	4	RITTERMASYNCCOUNT	Count of Asynchronous processing associated w/ memterm. Serialized w/ CS
640	(280)	CHARACTER	256	RIT_280T0380	4th cache line
640	(280)	CHARACTER	128	RITTQEFF	FREE FRAME SRB ROUTINE TQE
640	(280)	UNSIGNED	4	*(32)	
768	(300)	UNSIGNED	4	*(11)	Unused as of HBB77D0

Table 836. Structure RIT (continued)

Offset Dec	Offset Hex	Type	Len	Name(Dim)	Description
812	(32C)	ADDRESS	4	RITAEQF	ADDRESS OF FIRST ESTE ON THE AVAILABLE EXTENDED STORAGE ESTE QUEUE (AEQ) (ESA Only, not used for ESAME)
816	(330)	ADDRESS	4	RITAEQL	ADDRESS OF LAST ESTE ON THE AVAILABLE EXTENDED STORAGE ESTE QUEUE (AEQ) (ESA Only, not used for ESAME)
820	(334)	ADDRESS	4	RITEST	ADDRESS OF THE EST (ESA Only, not used for ESAME)
820	(334)	ADDRESS	4	RITFESTE	ADDRESS OF THE FIRST ESTE IN THE EXTENDED STORAGE TABLE (EST) (ESA Only, not used for ESAME)
824	(338)	ADDRESS	4	RITLESTE	ADDRESS OF THE LAST ESTE IN THE EXTENDED STORAGE TABLE (EST) (ESA Only, not used for ESAME)
828	(33C)	ADDRESS	4	RITEIM	ADDRESS OF EXTENDED STORAGE INCREMENT MAP (EIM) (ESA Only, not used for ESAME)
828	(33C)	ADDRESS	4	RITFEIME	ADDRESS OF THE FIRST EIME (ESA Only, not used for ESAME)
832	(340)	ADDRESS	4	RITLEIME	ADDRESS OF THE LAST EIME (ESA Only, not used for ESAME)
836	(344)	SIGNED	4	RITESI	NUMBER OF EXTENDED STORAGE E-FRAMES IS AN INCREMENT (ESA Only, not used for ESAME)
840	(348)	ADDRESS	4	RIT_SOBPOOLRSMQLOCKWORD	SOB pool lockword
844	(34C)	CHARACTER	32	RIT_SOBPOOLRSMQSTATS	SOB pool lock stats
876	(36C)	SIGNED	4	RITTOTLN	TOTAL LENGTH OF THE RSM STACK (IN BYTES)
880	(370)	SIGNED	4	RITDFLN	LENGTH OF STACK TO THE START OF THE DISABLED FAULT STACK SECTION
884	(374)	SIGNED	4	RITDRLN	LENGTH OF STACK TO START OF DISABLED FAULT RECOVERY STACK SECTION
888	(378)	SIGNED	4	RITCNLN	LENGTH OF STACK TO THE START OF THE DATA SPACE CONVERT STACK SECTION
892	(37C)	SIGNED	4	RITNMLN	LENGTH OF STACK TO THE START OF THE NORMAL STACK SECTION
892	(37C)	SIGNED	4	RITPRLN	Alias for private linkage
Avoid adding frequently updated fields to this cache line since it contains RITTRACE and Rit_Rit64@.					
896	(380)	CHARACTER	256	RIT_380T0480	5th cache line
896	(380)	ADDRESS	4	RITRRAB	ADDRESS OF RASP RAB
900	(384)	ADDRESS	4	RITRLA	ADDRESS OF THE RLA
904	(388)	ADDRESS	4	RITRDH	ADDRESS OF THE RDH
908	(38C)	UNSIGNED	4	RITDBLDF	SYSTEM DEFAULT FOR DEFAULT NUMBER OF BLOCKS ON DSPSERV CREATE.
912	(390)	UNSIGNED	4	RITDMXEX	SYSTEM DEFAULT FOR MAXIMUM NO. OF USER KEY DATA SPACES FOR AN ADDRESS SPACE.
916	(394)	UNSIGNED	4	RITDMXSZ	SYSTEM DEFAULT FOR MAXIMUM NO. OF MEGABYTES OF USER KEY DATA SPACES FOR AN ADDRESS SPACE.
920	(398)	SIGNED	4	RITDSPOR	VIRTUAL STOARGE ORIGIN FOR ALL USER DATA SPACES
924	(39C)	BITSTRING	1	RITEDATFLAGS	DAT flags
	1... ....			RITENABLEENHANCEDDAT	DAT features are supported by RSM

Table 836. Structure RIT (continued)

Offset Dec	Offset Hex	Type	Len	Name(Dim)	Description
		.1.. ....		RITEDATINSTALLED	DAT features are installed on this machine
		..11 1111		*	Reserved
925	(39D)	BITSTRING	1	RITFLGS6	FLAG BYTE
		1... ....		RITEADMCLEARAVAILABLE	The EADM facility to clear main storage is available
		.1.. ....		RITASYNCHCLEARACTIVE	The asynch memory clear feature is enabled and activated
		..1. ....		RIT_PFBAINITIALIZED	The PFBAs have been created and can be used
		...1 ....		RIT_MINTRACEENABLED	Indicates Minimum tracing is active
		.... 1111		*	Reserved for flags
926	(39E)	BITSTRING	2	*	Reserved
928	(3A0)	ADDRESS	4	RITTRCB	ADDRESS OF THE TRCB
932	(3A4)	UNSIGNED	2	RITTRNUM	TRACE DATA SPACE NUMBER
934	(3A6)	UNSIGNED	2	*	RESERVED
936	(3A8)	SIGNED	4	RITHILN	LENGTH OF STACK TO THE START OF THE HIPERSPACE SERVICES STACK SECTION
940	(3AC)	SIGNED	4	RITWSATH	WSA POOL THRESHOLD NUMBER
944	(3B0)	CHARACTER	8	RITWSADW	CDS DOUBLE WORD FOR WSA POOL MANAGEMENT
944	(3B0)	ADDRESS	4	RITAWSAQ	POINTER TO THE FIRST WSA ON THE AVAILABLE WSA QUEUE
948	(3B4)	UNSIGNED	4	RITAWSAS	QUEUEING SEQUENCE NUMBER FOR THE AVAILABLE WSA QUEUE
952	(3B8)	SIGNED	4	RITIOLN	LENGTH OF STACK TO THE START OF THE GENERAL I/O COMP STACK SECTION
956	(3BC)	ADDRESS	4	RIT_MINTRACETRCB@	Trace structures for minimal trace
960	(3C0)	UNSIGNED	4	RITWSAQC	AVAILABLE WSA QUEUE CONTROL COUNTER
964	(3C4)	ADDRESS	4	RITRCUR	PREF STEAL RAB Q CURSOR
968	(3C8)	ADDRESS	4	RITFBTBL	ADDRESS OF UIC TABLE FOR FRAME BUCKETS. SET BY IARXU
972	(3CC)	ADDRESS	4	RITHWCPO	HIGH WATERMARK OF ONLINE CPS - INITIAL VALUE OF 1
976	(3D0)	ADDRESS	8	RIT2GPFTE	The PFTE address of last above frame
984	(3D8)	ADDRESS	8	RIT_RIT64@	Address of Rit64
992	(3E0)	BITSTRING	1	RITTRFLAGS	Flags used by the trace facility
		1... ....		RITTRACE	RSM tracing is active
		.11. ....		RITTRSCP	Scope of current trace Invocation
		.1.. ....		RITTRCOL	Trace data is to be collected
		..1. ....		RITTRJMP	Jump tracing for events is active
		...1 1111		*	Reserved
993	(3E1)	CHARACTER	7	*	Reserved
1000	(3E8)	UNSIGNED	8	RIT_4TBOUNDARY	Boundary RSA where all storage above this can only be used for 2G frames.
1008	(3F0)	SIGNED	8	RIT_TOTALONLINESTORAGEATIPLBELOW4T	Online storage at IPL not including any above 4T.
1016	(3F8)	ADDRESS	8	RIT_NONDMEMLPFTE	ADDRESS OF THE LAS PFTE REPRESENTING NON-Dedicated memory in THE PAGE FRAME TABLE

Table 836. Structure RIT (continued)

Offset Dec	Offset Hex	Type	Len	Name(Dim)	Description
1024	(400)	CHARACTER	128	*	Reserved
1152	(480)	CHARACTER	256	RIT_480T0580	6th cache line
1152	(480)	CHARACTER	8	RIT_DELAYSTCKTIME	Time to delay to give other processes a chance to run. This is separate from EnableStckTime so that they could be zapped independently.
1160	(488)	ADDRESS	8	RIT_BLOCKMGRAREA@	Address of SCM block manager area in PFTCADS
1168	(490)	CHARACTER	72	*	Reserved
1240	(4D8)	CHARACTER	12	RITSSFTA	CELL POOL ANCHORS FOR SMALL SIZED SFTS
1240	(4D8)	ADDRESS	4	RITSSFTF	FORWARD QUEUE POINTER
1244	(4DC)	ADDRESS	4	RITSSFTB	BACK QUEUE POINTER
1248	(4E0)	UNSIGNED	4	RITSSFTC	FREE CELL COUNT FOR ENTIRE POOL
1252	(4E4)	CHARACTER	12	RITMSFTA	CELL POOL ANCHORS FOR MEDIUM SIZED SFTS
1252	(4E4)	ADDRESS	4	RITMSFTF	FORWARD QUEUE POINTER
1256	(4E8)	ADDRESS	4	RITMSFTB	BACK QUEUE POINTER
1260	(4EC)	UNSIGNED	4	RITMSFTC	FREE CELL COUNT FOR ENTIRE POOL
1264	(4F0)	CHARACTER	12	RITLSFTA	CELL POOL ANCHORS FOR LARGE SIZED SFTS
1264	(4F0)	ADDRESS	4	RITLSFTF	FORWARD QUEUE POINTER
1268	(4F4)	ADDRESS	4	RITLSFTB	BACK QUEUE POINTER
1272	(4F8)	UNSIGNED	4	RITLSFTC	FREE CELL COUNT FOR ENTIRE POOL
1276	(4FC)	CHARACTER	12	RITXSFTA	CELL POOL ANCHORS FOR EXTRA LARGE SIZED SFTS
1276	(4FC)	ADDRESS	4	RITXSFTF	FORWARD QUEUE POINTER
1280	(500)	ADDRESS	4	RITXSFTB	BACK QUEUE POINTER
1284	(504)	UNSIGNED	4	RITXSFTC	FREE CELL COUNT FOR ENTIRE POOL
1288	(508)	ADDRESS	4	RITFSAQF	ADDRESS OF FIRST ASTE ON THE FREE SUBSPACE ASTE QUEUE
1292	(50C)	ADDRESS	4	RITFSAQL	ADDRESS OF LAST ASTE ON THE FREE SUBSPACE ASTE QUEUE
1296	(510)	CHARACTER	8	*	Used to be RITSDHQF/RITSDHQL HBB77B0 and lower
1304	(518)	ADDRESS	4	RITSCMEVACFCB@	FCB for SCM evacuation request
1308	(51C)	ADDRESS	4	RITSEFQF	ADDRESS OF FIRST ESTE ON THE SHARED EXPANDED FRAME QUEUE (ESA Only, not used for ESAME)
1312	(520)	ADDRESS	4	RITSEFQL	ADDRESS OF LAST ESTE ON THE SHARED EXPANDED FRAME QUEUE (ESA Only, not used for ESAME)
1316	(524)	UNSIGNED	4	*(6)	Used to be SOB pool queue anchors HBB77B0 and lower
1340	(53C)	SIGNED	4	RITDMUSV	System default for the maximum number of unauthorized shared views that can be owned by an address space
1344	(540)	ADDRESS	4	RITFIRSTSEGMENTTABLEREAL@FORPFTCADSDAT	The real address of the first segment table for PFT CADS DAT structure
1348	(544)	ADDRESS	4	RITPFTCADSASTE@	Virtual address of the aste for the pft cads
1352	(548)	ADDRESS	4	RITREALSPACEASTE@	Virtual address of the real space aste

Table 836. Structure RIT (continued)

Offset Dec	Offset Hex	Type	Len	Name(Dim)	Description
1356	(54C)	ADDRESS	4	RITQFCQF	Address of first FCB on the quad frame FCB control queue
1360	(550)	ADDRESS	4	RITQFCQL	Address of last FCB on the quad frame FCB control queue
1364	(554)	CHARACTER	44	RITSRBIZ	SRB to schedule the SOB Verification SRB routine
1364	(554)	UNSIGNED	4	*(11)	
1408	(580)	CHARACTER	256	RIT_580T0680	7th cache line
1408	(580)	CHARACTER	44	RITSRBFC	SRB to schedule the AFQ Frame Count routine
1408	(580)	UNSIGNED	4	*(11)	
1452	(5AC)	UNSIGNED	4	RITHVHID	High Virtual Header Cell Pool ID
1456	(5B0)	ADDRESS	8	RITTQADR	Real Address of the top of the Quad Frame Candidate Area
1464	(5B8)	ADDRESS	8	RITQADR	Beginning address of quad frame candidate area
1472	(5C0)	ADDRESS	8	RITOFFLINEPFTEREAL@	Address of frame containing offline pftes
1480	(5C8)	ADDRESS	8	RITTWICEBAR	Artificial 4G Bar Line or the actual top of the storage
1488	(5D0)	UNSIGNED	4	RIT2GBAR	Artificial High Bar
1492	(5D4)	CHARACTER	8	RITAIX	Number of bytes in an address Increment (in ESAME mode)
1500	(5DC)	UNSIGNED	4	RITNVAL	Number of frames per address increment
1504	(5E0)	UNSIGNED	4	RITSIBCPID	Cell Pool ID for the SIBS
1508	(5E4)	UNSIGNED	4	RITNUMOFSGTESPOINTEDTOOFFLINEPAGETABLE	Number of SGTES which point to OfflinePageTable in the PFT CADS DAT structure
1512	(5E8)	ADDRESS	8	RITOFFLINEPAGETABLEREAL@	Address of the OfflinePage Table
1520	(5F0)	UNSIGNED	4	RITNUMOFSEGTABLESFORPFTCADSDAT	Number of segment tables for PFT CADS DAT structure
1524	(5F4)	ADDRESS	4	RITSCMAUXMG@	Address of the SCM AUX manager class
1528	(5F8)	CHARACTER	4	*	Reserved for when/if following ptr is changed to ptr(64)
1532	(5FC)	ADDRESS	4	RITBLOCKMGRSTACK@	RDA/RCA stack for block manager use. Serialized by the ASMGL lock.
1536	(600)	UNSIGNED	8	RITSPECDMEM2G	Specified value of DMEM 2G in IARPRMxx
1544	(608)	CHARACTER	8	*	Reserved as of HBB77B0
1552	(610)	CHARACTER	8	RITFFSRBTS	Last time FFSRB was deferred
1560	(618)	ADDRESS	8	RITGLOBALSTEALCURSOR	Global Steal cursor
1568	(620)	ADDRESS	8	RIT_RUCSAFIRSTSGTERSA	Real address of Master's first non-extended RUCSA SGTE
1576	(628)	CHARACTER	44	RITSRBGLOBALSTEAL	SRB TO SCHEDULE THE Global Steal processor
1576	(628)	UNSIGNED	4	*(11)	
1620	(654)	BITSTRING	1	RITCRITICALBITS	
		1... ....		RITCRITICALPAGESSTOLEN	Bit indicating that pages were stolen from a critical address space while the critical paging function was activated

Table 836. Structure RIT (continued)

Offset Dec	Offset Hex	Type	Len	Name(Dim)	Description
		.1.. ....		RITCRITCOMPAGESSTOLEN	Bit indicating that common pages were stolen while the critical paging function was activated
		..1. ....		RITSTEALCRITICALPAGESH	Bit indicating that pages from critical address spaces should be stolen in a High Steal request
		...1 ....		RITSTEALCRITICALPAGESG	Bit indicating that pages from critical address spaces should be stolen in a Global Steal request
		.... 1...		RITSTEALCRITICALPAGESP	Bit indicating that pages from critical address spaces should be stolen in a Pre Steal request
		.... .1..		RITREFFRAMESSKIPPED	
		.... ..11		*	Reserved
1621	(655)	BITSTRING	1	RITGSBITS	Global steal flags
		1... ....		RITGSFEXHAUSTED	
		.1.. ....		RITGSOVERLOAD	Reserved
		..1. ....		RITGSNOMOREPCBS	Reserved
1622	(656)	BITSTRING	1	RITPLBITS	Pageable large flags
		1... ....		RITPLDOCOALESCE	Bit indicating that IAXU0 should replenish the PLAREA via coalescing
		.1.. ....		RITPLCOALESCEINPROGRESS	Indicates that coalescing is in progress (used by IAXUA to prevent 1M singles or groups from being used while coalescing is in progress)
1623	(657)	BITSTRING	1	RIT_FENCEBITS	Fence bits to disable certain RSM functions (for test or for L2 if problems occur)
		1... ....		RIT_FENCE1MCOALESCE	Disable 1M coalescing processing in IAXU0, also prevents IAXUA/IAXYZ from scheduling IAXU0
1624	(658)	ADDRESS	8	RIT_ERUCSAFIRSTSGTERSA	Real address of Master's first extended RUCSA SGTE
1632	(660)	ADDRESS	8	RITPREVIOUSGLOBALSTEALCURSOR	steal cursor
1640	(668)	CHARACTER	16	*	Reserved, unused as of HBB77B0
1656	(678)	ADDRESS	8	RITMOORIGIN	
1664	(680)	CHARACTER	256	RIT_680T0780	8th cache line
1664	(680)	ADDRESS	8	RITMASTERSRTEPTR	
1672	(688)	ADDRESS	8	RITTOT64COMMALLOCATIPL	Total size of the 64-Bit Common Storage allocated at IPL
1680	(690)	UNSIGNED	8	RITMOSIZEBYTES	Size in bytes of IOS HV common memory object
1688	(698)	ADDRESS	8	RITMCUQF	Address of first MOMB on the 64Bit Common Unowned queue
1696	(6A0)	ADDRESS	8	RITMCUQL	Address of last MOMB on the 64Bit Common Unowned queue
1704	(6A8)	CHARACTER	16	*	Reserved, unused as of HBB77B0
1720	(6B8)	ADDRESS	8	RIT1MPAGINGCURSOR	Address of the PFTE of the next 1M group to start searching if 1M page outs need to be performed
1728	(6C0)	CHARACTER	8	*	Reserved, unused as of HBB77B0
1736	(6C8)	UNSIGNED	8	RITUNOWNEDCOUNT	Number of unowned MOMbs



Table 836. Structure RIT (continued)

Offset Dec	Offset Hex	Type	Len	Name(Dim)	Description
1744	(6D0)	BITSTRING	4	RIT_PERFALLOWENABLEFLAGS	Flags used to enable certain functions. For each of the enable flags, its corresponding allow flag must be ON to allow the enable flag to be set ON. The allow flags can be zapped in the field to prevent an enable flag from being set.
1744	(6D0)	BITSTRING	2	RIT_PERFALLOWFLAGS	
1746	(6D2)	BITSTRING	2	RIT_PERFENABLEFLAGS	
1748	(6D4)	BITSTRING	4	RIT_DBFPALLOWENABLEFLAGS	
1748	(6D4)	BITSTRING	2	RIT_DBFPALLOWFLAGS	
1750	(6D6)	BITSTRING	2	RIT_DBFPENABLEFLAGS	
1752	(6D8)	UNSIGNED	8	RIT_COMPLETEBBRSEQ#	Sequence number of of last completed bind break. See GenOb_IssueBindBreak for a description of use. Serialized by CS
1760	(6E0)	UNSIGNED	8	RIT_NEXTBBRSEQ#	Sequence number when most recent bind break started. This is normally equal to Rit_CompleteBBRSeq# if no bind breaks are in progress. See GenOb_IssueBindBreak for a description of use. Serialized by CS
1768	(6E8)	BITSTRING	1	RITFLGS7	Flag byte 7. ABNORMAL for CS update as some flags are updated without lock serialization.
	1... ....			RIT_MEMORYPOOLNOTAVAIL	An error occurred causing corruption in memory pool services, so we have turned off the feature.
	.1.. ....			RITDEFMEMPOOLPCBS	On, IAXGD deferred at least one PCB because its related mempool was over its limit. See IARMPT for specific mempool bits that are also turned on.
	..1. ....			RITDEFMEMPOOLONLYPCBS	On, the last time IAXRD ran, all of the deferred PCBs were due to MEMPOOL constraints.
	...1 ....			RITDFRIO	Defer I/O
	.... 1111			*	Reserved/Unused
1769	(6E9)	BITSTRING	1	RIT_GT4TFLAGS	4TB flags
	1... ....			RIT_GT4TENABLE	Enable 4TB
	.1.. ....			RIT_GT4T2GTAIL	Enable backing with the 2G Tail frame.
	..11 1111			*	Reserved for GT4T
1770	(6EA)	UNSIGNED	2	RIT_DMEN2GPERRPA	Indicate the number of 2G dmem frames that should be created before needing a new RPA 2G increment (used to create multiple RPA increments in a VICOM environment). For example, setting the field to 3 means a 2G RPA increment will be created for every three 2G dmem frames created. Valid values are 1-64. Any value over 64 should result in the same behavior as if zero was specified.
1772	(6EC)	UNSIGNED	4	*	Reserved, unused as of HBB77B0
1776	(6F0)	ADDRESS	8	RIT2GGROUPPY3CURSOR	Address of the Pfte of the next 2G frame group to start searching to satisfy a 2G page request
1784	(6F8)	CHARACTER	8	*	Was RITL2CQF and RITL2CQL
1792	(700)	ADDRESS	8	RIT_LT4T2GFRAMEAREALOWRSA	Beginning real address of the 2G Frame Area below 4T
1800	(708)	ADDRESS	8	RIT_LT4T2GFRAMEAREAHIGHRSA	

Table 836. Structure RIT (continued)

Offset Dec	Offset Hex	Type	Len	Name (Dim)	Description
					End real address of the 2G Frame Area below 4T
1808	(710)	CHARACTER	44	RITSRB2G	SRB to schedule the 2G frame allocation routine
1808	(710)	UNSIGNED	4	*(11)	
1852	(73C)	UNSIGNED	4	RITSDHQEUDEQCOUNT	Monotonically increasing count of number of SDHs removed from the SDH queue (RITSDHQF). Serialized by CS
1856	(740)	ADDRESS	8	RITRESPFTEAREAHIGHRSA	Points to the top byte (highest addr) of the Reserved PFTE Area
1864	(748)	ADDRESS	8	RITRESPFTEAREALOWRSA	Points to the bottom (lowest addr) of the Reserved PFTE Area
1872	(750)	CHARACTER	8	*	Unused, available
1880	(758)	ADDRESS	8	RIT1MCOALESCECURSOR	Address of the PFTE of the next 1M group to start searching if 1M coalescing need to be performed
1888	(760)	BITSTRING	8	RIT_PERF2ALLOWENABLEFLAGS	Flags used to enable certain functions. For each of the enable flags, its corresponding allow flag must be ON to allow the enable flag to be set ON. The allow flags can be zapped in the field to prevent an enable flag from being set.
1888	(760)	BITSTRING	4	RIT_PERF2ALLOWFLAGS	
1892	(764)	BITSTRING	4	RIT_PERF2ENABLEFLAGS	
1896	(768)	ADDRESS	8	RIT_GT4T2GFRAMEAREALOWRSA	Beginning real address of the 2G Frame Area above 4T
1904	(770)	ADDRESS	8	RIT_GT4T2GFRAMEAREAHIGHRSA	End real address of the 2G Frame Area above 4T
1912	(778)	ADDRESS	8	RIT_CPTBL@	RSM Internal Cpu-related area pointer.
1912	(778)	CHARACTER	4	*	
1916	(77C)	ADDRESS	4	RIT_CPTBL31@	31-bit CpTbl Ptr.
1920	(780)	CHARACTER	256	RIT_780T0880	9th cache line
1920	(780)	SIGNED	4	RIT_OCT0THRESHOLD	Octo threshold - Set by IAXMT and used by IAXUO and IAXYG to replenish octo frames through quad stealing
1924	(784)	ADDRESS	4	RITSATDPQF	ADDRESS OF FIRST PCB ON THE Satisfied defer PCB queue - serialized by the RSM shared and RSMGL lock or RSMEXCL
1928	(788)	ADDRESS	4	RITSATDPQL	ADDRESS OF LAST PCB ON THE Satisfied defer PCB queue
1932	(78C)	UNSIGNED	4	RITMAXFRAMESTOMOVE	Count of frames to move at a time to/ from the CPU AFQs
1936	(790)	ADDRESS	8	RITPCIERSA	Starting real address for PCIE. Note that in the prior release this field was named RitPcieAddr
1944	(798)	ADDRESS	8	RITPCIEORIGIN	M0 Origin for PCIE
1952	(7A0)	UNSIGNED	8	RITPCIESIZE	M0 Size in bytes for PCIE
1960	(7A8)	UNSIGNED	8	RITPREFRESERVEVTHRESHOLD	Amount of online real storage at which point the PrefReservePct will be enabled
1968	(7B0)	UNSIGNED	4	RITPREFRESERVEPCT	Percentage of online real storage to preserve for high pref
1972	(7B4)	ADDRESS	4	RIT_XCFRAB@	Address of XCF RAB
1976	(7B8)	CHARACTER	16	*	Reserved as of HBB77B0

Table 836. Structure RIT (continued)

Offset Dec	Offset Hex	Type	Len	Name(Dim)	Description
1992	(7C8)	CHARACTER	12	RIT_LOCKDIAGAREA	
1992	(7C8)	ADDRESS	8	RIT_LOCKDIAGTABLE@	
2000	(7D0)	CHARACTER	4	RIT_LOCKCSAREA	
2000	(7D0)	BITSTRING	1	RIT_LOCKCSAREAF1AGS1	
		1... ....		RIT_LOCKRECORDSPINS	Record lock behavior upon spin
		.1... ....		RIT_LOCKRECORDALL	Record obtains and spins
2004	(7D4)	CHARACTER	4	*	Unused, available
2008	(7D8)	ADDRESS	4	RIT_DMEMFAIM	Address of first dedicated AIME. Zero if no dedicated Memory
2012	(7DC)	ADDRESS	4	RIT_DMEMLAIM	Address of last dedicated AIME. Zero if no dedicated Memory is defined
2016	(7E0)	ADDRESS	8	RIT_DMEMRESPFTEAREAHIGHRSA	Points to the top byte (highest addr) of the dedicated Reserved PFTE Area
2024	(7E8)	ADDRESS	8	RIT_DMEMRESPFTEAREALOWRSA	Points to the bottom (lowest addr) of the dedicated Reserved PFTE Area
2032	(7F0)	ADDRESS	4	RIT_LFAREARPASTRUCTURE@	Pointer to Rpa structure used to manage backing LFAREA= area
2036	(7F4)	ADDRESS	4	RIT_DMEMRPASTRUCTURE@	Pointer to Rpa structure used to manage backing DMEM area
2040	(7F8)	SIGNED	4	RIT_DMEMRPA SIZE2G	Size of the DMEM RPA in 2G units
2044	(7FC)	SIGNED	4	RIT_DMEMRPA SIZE2GATIPL	Estimated size of the DMEM RPA in 2G units at IPL time (Rit_DmemRpaSize2G is the current value as 2G increments of RPA frames go on and offline)
2048	(800)	CHARACTER	128	*	Unused, available
<p>To avoid frequent cache misses when obtaining RPBs, avoid adding fields that are frequently referenced to the cache line that contains RIT_FRQFields. Rit_FRQFields must be octoword aligned to ensure that all fields are within the same octoword for TX processing.</p>					
2176	(880)	CHARACTER	256	RIT_880T0980	10th cache line
2176	(880)	CHARACTER	32	RIT_FRQFIELDS	
2176	(880)	ADDRESS	4	RITFRQF	ADDRESS OF FIRST RPB ON THE FREE RPB QUEUE
2180	(884)	ADDRESS	4	RITFRQL	ADDRESS OF LAST RPB ON THE FREE RPB QUEUE
2184	(888)	BITSTRING	4	RIT_FRQFLAGS	
2184	(888)	BITSTRING	1	*	
		1... ....		RIT_FRQFORCEGLLOCK	RSMGL lock is required to serialize RPB FRQ due to recovery validation. Requires no serialization to turn on, RSMEXCL and VSMFIX to turn off
2185	(889)	BITSTRING	1	*	
2186	(88A)	BITSTRING	1	*	
2187	(88B)	BITSTRING	1	*	
2188	(88C)	SIGNED	4	RIT_FRQC	Number of RPBs on the free queue
2192	(890)	UNSIGNED	8	RIT_FRQCOUNT_START	Count of times GETRPB/MOVRPB transactions to the free queue were driven (including retries due to aborts)
2200	(898)	UNSIGNED	8	RIT_FRQCOUNT_COMPLETE	Count of times GETRPB/MOVRPB transactions to the free queue completed

Table 836. Structure RIT (continued)

Offset Dec	Offset Hex	Type	Len	Name (Dim)	Description
2208	(8A0)	SIGNED	4	RIT_FRQM	Minimum number of RPBs on free queue for this sampling period
2212	(8A4)	SIGNED	4	*	Not used
2216	(8A8)	CHARACTER	8	RIT_FMID	FMID or PTF level of IAXMR (which includes RIT)
2224	(8B0)	CHARACTER	8	RIT_COMPILEDAT	Compile date of IAXMR (which includes RIT)
2232	(8B8)	ADDRESS	8	RIT_PHDEFRAGCURSORPFTE@	Last PFTE processed as part of pref-high defragmentation
2240	(8C0)	UNSIGNED	8	RIT_UODEFRAGREFORMCNT	Count of frame groups reformed by IAXUO's defragmentor
2248	(8C8)	UNSIGNED	4	RIT_DEFRAG1M_FIXED1MTARGET	Target number of 1M frames that IAXUO should obtain through defragging initiated by fixed 1M page requests - Set by IAXYZ and checked and reset by IAXUO
2252	(8CC)	ADDRESS	4	RIT_NONDMEMLAIME	Address of the last NONDMEM AIME
2256	(8D0)	UNSIGNED	8	RIT_UODEFRAG1MREFORMCNT	Count of 1M groups reformed by IAXUO's defragmentor
2264	(8D8)	UNSIGNED	8	RIT_UODEFRAGINTERRUPT	Count of how many times IAXUO's defragmentor was interrupted because more important steal work was detected
2272	(8E0)	UNSIGNED	8	RIT_UODEFRAG1MINTERRUPT	Count of how many times IAXUO's defragmentor was interrupted because more important steal work than 1M steal work was detected
2280	(8E8)	UNSIGNED	8	RIT_UOBACKOUTGROUPCNT	Count of how many times IAXUO's defragmentor backed out reforming a group that was considered eligible
2288	(8F0)	UNSIGNED	8	RIT_UOBACKOUT1MGROUPCNT	Count of how many times IAXUO's defragmentor backed out reforming a 1M group that was considered eligible
2296	(8F8)	UNSIGNED	8	RIT_UOEXCHUEPAGFAILEDCNT	Count of failed IARUEPAG calls made by IAXUO's defragmentor to exchange a frame to reform a group
2304	(900)	UNSIGNED	8	RIT_U01MEXCHUEPAGFAILEDCNT	Count of failed IARUEPAG calls made by IAXUO's defragmentor to exchange a frame to reform a 1M group
2312	(908)	UNSIGNED	8	RIT_YGDEFRAGREFORMCNT	Count of frame groups reformed by IAXYG's defragmentor
2320	(910)	CHARACTER	112	*	Unused, available
2432	(980)	CHARACTER	256	RIT_980TOA80	11th cache line
2432	(980)	CHARACTER	256	*	Unused, available
2688	(A80)	CHARACTER	0	RITEND	

Table 837. Constants for RIT

Len	Type	Value	Name	Description
4	NUMB HEX	00000000	ASSERT_EQ1_1	
4	DECIMAL	0	ASSERT_EQ2_1	
4	HEX	7FFFFFFF	RITDBSC0	TO TURN RITDBSCH OFF
4	HEX	80000000	RITDBSC1	TO TURN RITDBSCH ON
4	HEX	BFFFFFFF	RITGDSCH0	TO TURN RITGDSCH OFF
4	HEX	40000000	RITGDDC1	TO TURN RITGDSCH ON

Table 837. Constants for RIT (continued)

Len	Type	Value	Name	Description
4	HEX	DFFFFFFF	RITQDSC0	TO TURN RITQDSCH OFF
4	HEX	20000000	RITQDSC1	TO TURN RITQDSCH ON
4	HEX	FFFFFFF	RITTRIP0	TO TURN RITTRIPR OFF
4	HEX	10000000	RITTRIP1	TO TURN RITTRIPR ON
4	HEX	F7FFFFFF	RITFFSC0	TO TURN RITFFSCH OFF
4	HEX	08000000	RITFFSC1	TO TURN RITFFSCH ON
4	HEX	FBFFFFFF	RITFFIN0	TO TURN RITFFINT OFF
4	HEX	04000000	RITFFIN1	TO TURN RITFFINT ON
4	HEX	FDFFFFFF	RITMGSC0	TO TURN RITMGSCH OFF
4	HEX	02000000	RITMGSC1	TO TURN RITMGSCH ON
4	HEX	FEFFFFFF	RITMGPNO	TO TURN RITMGPN0 OFF
4	HEX	01000000	RITMGPN1	TO TURN RITMGPN0 ON
4	HEX	FF7FFFFF	RITCNST0	TO TURN RITCNSTR OFF
4	HEX	00800000	RITCNST1	TO TURN RITCNSTR ON
4	HEX	FFF7FFFF	RITLPSC0	TO TURN RITLPSC OFF
4	HEX	00080000	RITLPSC1	TO TURN RITLPSC ON
4	HEX	FFFDFFFF	RIT2GSC0	TO TURN RIT2GSCH OFF
4	HEX	00020000	RIT2GSC1	TO TURN RIT2GSCH ON

```

PFTCADS mapping (lowest to highest addresses)
Address (hex) Size
0_00000000 +-----+
| PFTes | 2TB
| |
200_00000000 +-----+
| (dead space) | (1090GB)
310_80000000 +-----+
| Static Headers | 512MB
310_A0000000 +-----+
| (dead space) | (0.5GB)
310_C0000000 +-----+
| PFBA Area | 1GB
311_00000000 +-----+
| (dead space) | (2GB)
311_80000000 +-----+
| Dynamic Header Pool | 58GB
320_00000000 +-----+
| (dead space) | (2GB)
320_80000000 +-----+
| SCM Block Manager | 3GB
321_40000000 +-----+
| (dead space) | (0.5GB)
321_60000000 +-----+
| ASM BlockID Pools | 0.25GB
321_70000000 +-----+
| SCM Evac Table | 8KB
321_70002000 +-----+
| (dead space) | (0.25GB)
321_80000000 +-----+
| Free Frame Vector Tbl | 4KB
321_80001000 +-----+
| (dead space) | (4KB)
321_80002000 +-----+
| AMC Frame Store | 4KB
321_80003000 +-----+
| (dead space) | 4.5GB
322_A0000000 +-----+
| SPE Pool | 125.5GB
342_00000000 +-----+
| (dead space) | (2.5GB)
342_A0000000 +-----+
| SDH Pool | 53.5GB
350_00000000 +-----+
| |
| (dead space) | (704GB)
| |
400_00000000 +-----+

```

8	NUMB HEX	000001FFFFFFFF	RITPFTAREAEND	The upper bound of the PFT area in PFT CADS
---	----------	----------------	---------------	---

Table 837. Constants for RIT (continued)

Len	Type	Value	Name	Description
8	NUMB HEX	0000031080000000	RITSTATICFRAMEQHRSORIGIN	The beginning address of the static frame queue headers in PFT CADS. These include a page for the RIT followed by a page for every RAB.
8	NUMB HEX	000003109FFFFFFF	RITSTATICFRAMEQHRSSEND	The upper bound of the static frame queue headers area
4	DECIMAL	268435454	ASSERT_GT_2	Ensure the area is big enough for the RIT and all possible RABs at a page each.
8	NUMB HEX	00000310C0000000	RIT_KPFBAAREAORIGIN@	The beginning address of the first Page Frame Buddy Array in PFTCADS (see IAXPFBA)
8	NUMB HEX	00000310FFFFFFF	RIT_KPFBAAREAEND@	The upper bound of the Page Frame Buddy Array area in PFTCADS
8	NUMB HEX	0000031180000000	RITDYNAMICFRAMEQHRSORIGIN	The beginning address of the dynamic frame queue headers cell pool in PFT CADS
8	NUMB HEX	0000031200000000	RITDYNFQHDRSCCELLSTORAGEORIGIN	The beginning address of the dynamic frame queue headers cell storage area in PFT CADS
8	NUMB HEX	0000031FFFFFFF	RITDYNAMICFRAMEQHRSSENDADDR	The upper bound of the dynamic frame queue headers cell pool
8	NUMB HEX	0000032080000000	RITBLOCKMGRAREAORIGIN	The beginning address of the block manager main object in PFT CADS
8	NUMB HEX	000003213FFFFFFF	RITBLOCKMGRAREAEND	The upper bound of the block manager storage area
8	NUMB HEX	0000032160000000	RITBLOCKIDPOOLAREAORIGIN	The beginning address of the ASM SCM block ID pools in PFT CADS (see ILRSCMMG)
8	NUMB HEX	000003216FFFFFFF	RITBLOCKIDPOOLAREAEND	The upper bound of the ASM SCM block ID pools in PFT CADS (see ILRSCMMG)
8	NUMB HEX	0000032170000000	RITSCMEVACTABLEORIGIN	The beginning address of the RSM SCM Evacuation Table in PFT CADS (see IAXSCMET)
8	NUMB HEX	0000032170001FFF	RITSCMEVACTABLEEND	The upper bound
8	NUMB HEX	0000032180000000	RITFFVECTORTABLEORIGIN	The beginning address of the Free Frame Vector table in PFT CADS (see IAXFFVT)
8	NUMB HEX	0000032180000FFF	RITFFVECTORTABLEEND	The ending address of the Free Frame Vector table in PFT CADS (see IAXFFVT)
8	NUMB HEX	0000032180002000	RIT_KAMCFRAMESTOREORIGIN	The beginning address of the Asynch Memory Clear Frame store in PFT CADS (see IAXAMC)
8	NUMB HEX	0000032180002FFF	RIT_KAMCFRAMESTOREEND	The ending address of the Asynch Memory Clear Frame Store in PFT CADS (see IAXAMC)
<p>Note that a common error is to truncate the high 33 bits of a SOB address (by accidentally copying the address to a PTR(31). By making the SDH origin start significantly above a segment boundary, this increases the likelihood of an abend0c4 instead of an overlay, at least for small systems (32G or less)</p>				
8	NUMB HEX	00000322A0000000	RIT_KSPEPOOLAREAORIGIN	The beginning address of the Shared Page Element pool in PFT CADS (see IAXMI). If this changes, you will need to modify the IAXSPE GCCUST file.
8	NUMB HEX	00000341FFFFFFF	RIT_KSPEPOOLAREAEND	The ending address of the Shared Data Header pool in PFT CADS (see IAXMI)
8	NUMB HEX	00000342A0000000	RIT_KSDHPOOLAREAORIGIN	The beginning address of the Shared Data Header pool in PFT CADS (see IAXMI)

Table 837. Constants for RIT (continued)

Len	Type	Value	Name	Description
8	NUMB HEX	0000034FFFFFFFFF	RIT_KSDHPOOLAREAEND	The ending address of the Shared Data Header pool in PFT CADS (see IAXMI)
RitQdStealPhase constants (order matters)				
1	DECIMAL	0	RIT_KQDSTEALPHASENONE	No quad frame steal in progress
1	DECIMAL	1	RIT_KQDSTEALPHASEQAREA	IAXU0's Quad Area steal has started
1	DECIMAL	2	RIT_KQDSTEALPHASEPHSCAN	IAXU0's pref-high area scan has started
Phase 3 doesn't exist				
1	DECIMAL	4	RIT_KQDSTEALPHASESWAPPABLE	IAXYG's swappable scan has started
1	DECIMAL	5	RIT_KQDSTEALPHASEAREASCAN2	IAXYG's fixed area scan has started
1	DECIMAL	6	RIT_KQDSTEALPHASECONVERTTOHIGH_PREF	IAXYG's high convert is in progress
1	DECIMAL	7	RIT_KQDSTEALPHASEANYSCAN	IAXYG's any scan has started
1	DECIMAL	8	RIT_KQDSTEALPHASECONVERTTOPREF	IAXYG's convert is in progress
Rit High Steal constants				
4	DECIMAL	1280	RIT_KSMALLSYSTEMCUSHION	For systems with less than 2 gigs' worth of high pref frames, the high steal cushion will be 1280 (5 megs' worth of frames)
4	DECIMAL	12800	RIT_HIGHSTEALCUSHIONCAP	For systems with 2G or more worth of high pref frames, cap the high steal cushion to prevent highsteal from monopolizing the CPU
Buddy System Related Constants				
4	DECIMAL	20	RIT_KMINPREFPCT	20% is the percent of online frames that should be pref
4	DECIMAL	12	RIT_KBUDDYSIZEEXP4K	Low bound of residual array. See IAXPFBA and IAXPFTE for more info
4	DECIMAL	20	RIT_KBUDDYSIZEEXP1M	High bound of residual array. See IAXPFBA and IAXPFTE for more info

Table 838. Cross Reference for RIT

Name	Offset	Hex Tag
RIT	0	
RIT_BLOCKMGRAREA@	488	
RIT_COMPILEDATA	8B0	
RIT_COMPLETEBBRSEQ#	6D8	
RIT_CPTBL@	778	
RIT_CPTBL31@	77C	
RIT_DBFPALLOWENABLEFLAGS	6D4	
RIT_DBFPALLOWFLAGS	6D4	
RIT_DBFPENABLEFLAGS	6D6	
RIT_DEFRAG1M_FIXED1MTARGET	8C8	
RIT_DELAYSTCKTIME	480	

Table 838. Cross Reference for RIT (continued)

Name	Offset	Hex Tag
RIT_DIAGCHECKFLAGS	166	
RIT_DIAGCHECKGDGETFRAME	166	08
RIT_DIAGCHECKPFBA	166	40
RIT_DIAGCHECKPREFABOVE	166	20
RIT_DIAGCHECKQUADSINGLE	166	80
RIT_DIAGCHECKRCEAFC	166	10
RIT_DMEMFAIM	7D8	
RIT_DMEMLAIM	7DC	
RIT_DMEMRESPFTEAREAHIGHRSA	7E0	
RIT_DMEMRESPFTEAREALOWRSA	7E8	
RIT_DMEMRPAPFTEFQSPLITINPROG	87	20
RIT_DMEMRPASIZE2G	7F8	
RIT_DMEMRPASIZE2GAT IPL	7FC	
RIT_DMEMRPASTRUCTURE@	7F4	
RIT_DMEMRPAVERIFICATIONREQ	6	04
RIT_DMEM2GPERRPA	6EA	
RIT_ENABLESTCKTIME	120	
RIT_ERUCSAFIRSTSGTERSA	658	
RIT_FENCEBITS	657	
RIT_FENCE1MCOALESCE	657	80
RIT_FMID	8A8	
RIT_FRQC	88C	
RIT_FRQCOUNT_COMPLETE	898	
RIT_FRQCOUNT_START	890	
RIT_FRQFIELDS	880	
RIT_FRQFLAGS	888	
RIT_FRQFORCEGLLOCK	888	80
RIT_FRQM	8A0	
RIT_GT4TENABLE	6E9	80
RIT_GT4TFLAGS	6E9	
RIT_GT4T2GFRAMEAREAHIGHRSA	770	
RIT_GT4T2GFRAMEAREALOWRSA	768	
RIT_GT4T2GTAIL	6E9	40
RIT_HSTEAL	9	04
RIT_IAXUA_BDFQSTOLEN	84	40
RIT_IAXUA_PFTSTOLEN	84	08
RIT_IAXUA_RABSTOLEN	84	04
RIT_IAXUA_RSFAQ1STOLEN	84	80
RIT_IAXUA_RSFAQ2STOLEN	84	20



Table 838. Cross Reference for RIT (continued)

Name	Offset	Hex Tag
RIT_IAXUA_RVTESTOLEN	84	01
RIT_IAXUA_SBFQSTOLEN	84	02
RIT_IAXUA_VRSTOLEN	84	10
RIT_IAXUD_PAGESTOLEN	86	80
RIT_IAXUD_SCANPSTOLEN	86	20
RIT_IAXUD_SCANSSTOLEN	86	10
RIT_IAXUD_SWAPSTOLEN	86	40
RIT_IAXUE_IAXDF	82	02
RIT_IAXUE_IAXIX	82	01
RIT_IAXUE_IAXKL	83	80
RIT_IAXUE_IAXPB	83	40
RIT_IAXUE_IAXPE	83	20
RIT_IAXUE_IAXPP	82	04
RIT_IAXUE_IAXPZ	83	10
RIT_IAXUE_IAXUO	82	08
RIT_IAXUE_IAXUR	83	08
RIT_IAXUE_IAXVZ	83	04
RIT_IAXUE_IAXV1	83	02
RIT_IAXUE_UNKNOWN	83	01
RIT_IAXUO_GLOBALSTOLEN	82	40
RIT_IAXUO_HIGHESTOLEN	82	80
RIT_IAXYG_ANYSSSTOLEN	86	01
RIT_IAXYG_AREASSTOLEN	86	02
RIT_IAXYG_PAGESTOLEN	86	08
RIT_IAXYG_SWAPSTOLEN	86	04
RIT_IAXYT_IAXCD	85	80
RIT_IAXYT_IAXFH	85	40
RIT_IAXYT_IAXFP	85	20
RIT_IAXYT_IAXFV	85	10
RIT_IAXYT_IAXFY	85	08
RIT_IAXYT_IAXVO	85	04
RIT_IAXYT_IAXXS	85	02
RIT_IAXYT_UNKNOWN	85	01
RIT_INCLUDE1MAFC_NO_CODED	EA	08
RIT_LFAREARPASTRUCTURE@	7F0	
RIT_LOCKCSAREA	7D0	
RIT_LOCKCSAREAFLAGS1	7D0	
RIT_LOCKDIAGAREA	7C8	
RIT_LOCKDIAGTABLE@	7C8	

Table 838. Cross Reference for RIT (continued)

Name	Offset	Hex Tag
RIT_LOCKRECORDALL	7D0	40
RIT_LOCKRECORDSPINS	7D0	80
RIT_LT4T2GFRAMEAREAHIGHRSA	708	
RIT_LT4T2GFRAMEAREALOWRSA	700	
RIT_MASTERSPTSETUP	19F	80
RIT_MEMORYPOOLNOTAVAIL	6E8	80
RIT_MINHIGHPREFFORNOQUADAREA	190	
RIT_MINTRACEENABLED	39D	10
RIT_MINTRACETRCB@	3BC	
RIT_NEXTBBRSEQ#	6E0	
RIT_NONDMEMLAIME	8CC	
RIT_NONDMEMPLPTE	3F8	
RIT_NUMEXTRAQUADS	164	
RIT_OCTOTHRESHOLD	780	
RIT_PERFALLOWENABLEFLAGS	6D0	
RIT_PERFALLOWFLAGS	6D0	
RIT_PERFENABLEFLAGS	6D2	
RIT_PERF2ALLOWENABLEFLAGS	760	
RIT_PERF2ALLOWFLAGS	760	
RIT_PERF2ENABLEFLAGS	764	
RIT_PFBAINITIALIZED	39D	20
RIT_PHDEFRAGCURSORPFTE@	8B8	
RIT_RETURNEDRPAFRAMES	CC	
RIT_RIT64@	3D8	
RIT_RRBETHRESHOLD	160	
RIT_RUCSAFIRSTSGTERSA	620	
RIT_RUCSASHAREREQUESTED	19F	40
RIT_SOBPOOLRSMQLOCKWORD	348	
RIT_SOBPOOLRSMQSTATS	34C	
RIT_TOTALONLINESTORAGEATIPLBELOW4T	3F0	
RIT_UOBACKOUTGROUPCNT	8E8	
RIT_UOBACKOUT1MGROUPCNT	8F0	
RIT_UODEFRAGINTERRUPT	8D8	
RIT_UODEFRAGREFORMCNT	8C0	
RIT_UODEFRAG1MINTERRUPT	8E0	
RIT_UODEFRAG1MREFORMCNT	8D0	
RIT_UOEXCHUEPAGFAILED CNT	8F8	
RIT_UO1MEXCHUEPAGFAILED CNT	900	
RIT_USELFAREAVICOMFORMULAFORALLSIZES	F	08

Table 838. Cross Reference for RIT (continued)

Name	Offset	Hex Tag
RIT_XCFRAB@	7B4	
RIT_YGDEFRAGREFORMCNT	908	
RIT_YGSTEALINVOCATIONCNT	130	
RIT_000T0080	0	
RIT_080T0180	80	
RIT_180T0280	180	
RIT_280T0380	280	
RIT_380T0480	380	
RIT_4TBOUNDARY	3E8	
RIT_480T0580	480	
RIT_580T0680	580	
RIT_680T0780	680	
RIT_780T0880	780	
RIT_880T0980	880	
RIT_980T0A80	980	
RITAEQF	32C	
RITAEQL	330	
RITAI	D0	
RITAIM	D8	
RITAIX	5D4	
RITAMC@	188	
RITAMCTXBYTE	EB	
RITAMCTXFORCEGLLOCK	EB	80
RITAMCTXOPERATING	EB	40
RITASCQF	64	
RITASCQL	68	
RITASPF	44	
RITASPQL	48	
RITASYNCHCLEARACTIVE	39D	40
RITAWSAQ	3B0	
RITAWSAS	3B4	
RITBADAS	E	80
RITBADTR	E	40
RITBLOCKMGRSTACK@	5FC	
RITBYPASSDIRECTPO	F	80
RITBYPASSLFAREAVICOMFORMULA	F	20
RITCNLN	378	
RITCNSTR	9	80
RITCPGT	C8	

Table 838. Cross Reference for RIT (continued)

Name	Offset	Hex Tag
RITCRAB	18	
RITCRITCOMMPAGESSTOLEN	654	40
RITCRITICALBITS	654	
RITCRITICALBITS1	82	
RITCRITICALBITS2	83	
RITCRITICALBITS3	84	
RITCRITICALBITS4	85	
RITCRITICALBITS5	86	
RITCRITICALPAGESSTOLEN	654	80
RITCSFLAGS3	A	
RITCSP	5	04
RITCSWRD	8	
RITCØDCT	C	
RITCØDFL	E	
RITDBLDF	38C	
RITDBSCH	8	80
RITDEFDF	10	
RITDEFMEMPOOLONLYPCBS	6E8	20
RITDEFMEMPOOLPCBS	6E8	40
RITDEFPA	6	20
RITDEFPB	5	08
RITDEFPH	7	20
RITDEFPX	5	20
RITDEFXA	6	40
RITDEFXB	5	10
RITDEFXH	7	40
RITDEFXX	5	40
RITDFAIL	11	
RITDFCQF	6C	
RITDFCQL	70	
RITDFLN	370	
RITDFRIO	6E8	10
RITDMPOK	4	08
RITDMUSV	53C	
RITDMXEX	390	
RITDMXSZ	394	
RITDODMP	4	80
RITDPQF	3C	
RITDPQL	40	

Table 838. Cross Reference for RIT (continued)

Name	Offset	Hex Tag
RITDPQNO	5	80
RITDRLN	374	
RITDSLNO	104	
RITDSPOR	398	
RITDSTBK	E0	
RITEADMCLEARAVAILABLE	39D	80
RITEDATFLAGS	39C	
RITEDATINSTALLED	39C	40
RITEIM	33C	
RITENABLEENHANCEDDAT	39C	80
RITEND	A80	
RITESI	344	
RITEST	334	
RITEXCHANGEUPCURSOR	54	
RITEXCHANGEUPCURSORBELOW	78	
RITFAIME	D8	
RITFBTBL	3C8	
RITFCAQF	F4	
RITFCAQL	F8	
RITFCFEQ	88	
RITFCSA	A8	
RITFCSAX	C0	
RITFEIME	33C	
RITFESTE	334	
RITFFDIE	8	10
RITFFINT	8	04
RITFFSCH	8	08
RITFFSRBTS	610	
RITFIRSTSEGMENTTABLEREAL@FORPFTCADSDAT	540	
RITFLGS1	4	
RITFLGS2	5	
RITFLGS3	8	
RITFLGS4	9	
RITFLGS5	EA	
RITFLGS6	39D	
RITFLGS7	6E8	
RITFLGS8	19F	
RITFPFTE	8C	
RITFPRV	A4	

Table 838. Cross Reference for RIT (continued)

Name	Offset	Hex Tag
RITFPRVX	C4	
RITFQSA	B0	
RITFQSAX	B8	
RITFRQF	880	
RITFRQL	884	
RITFSAQF	508	
RITFSAQL	50C	
RITGDSCH	8	40
RITGLLK	14	
RITGLOBALSTEALCURSOR	618	
RITGSBITS	655	
RITGSFEXHAUSTED	655	80
RITGSNOMOREPCBS	655	20
RITGSOVERLOAD	655	40
RITGSPND	9	10
RITGSSCH	9	20
RITHIGHSTEALCURSORNP	158	
RITHIGHSTEALCURSORNPSET	7	10
RITHIGHSTEALCURSORP	150	
RITHILN	3A8	
RITHVHID	5AC	
RITHWCPO	3CC	
RITIAVQL	6	80
RITID	0	
RITINSTL	EA	80
RITIOLN	3B8	
RITLAIME	DC	
RITLCSA	AC	
RITLEIME	340	
RITLESTE	338	
RITLONGAFQSPLITBITS	87	
RITLPCQF	24	
RITLPCQL	28	
RITLPFTE	94	
RITLPSCH	9	08
RITLQSA	B4	
RITLQSAX	BC	
RITLSFTA	4F0	
RITLSFTB	4F4	

Table 838. Cross Reference for RIT (continued)

Name	Offset	Hex Tag
RITLSFTC	4F8	
RITLSFTF	4F0	
RITMASTERSRTEPTR	680	
RITMASTERSSTELOWHALF	144	
RITMASTERSSTEPTR	140	
RITMASX	4	01
RITMAXFRAMESTOMOVE	78C	
RITMCLN	1C4	
RITMCUQF	698	
RITMCUQL	6A0	
RITMEMPOOLSIZEINMB	F	10
RITMGPND	8	01
RITMGSCH	8	02
RITMOORIGIN	678	
RITMOSIZEBYTES	690	
RITMSFTA	4E4	
RITMSFTB	4E8	
RITMSFTC	4EC	
RITMSFTF	4E4	
RITNHFQSPPLITINPROG	87	40
RITNHRFC	14C	
RITNHVERIFICATIONREQ	6	01
RITNMLN	37C	
RITNPFTE	9C	
RITNUMOFSEGTABLESFORPFTCADSDAT	5F0	
RITNUMOFSGTESPOINTEDTOOFFLINEPAGETABLE	5E4	
RITNUMQUADGROUPSRESERVED	80	
RITNVAL	5DC	
RITNZDC	4	20
RITOFFDT	7	80
RITOFFLINEPAGETABLEREAL@	5E8	
RITOFFLINEPFTEREAL@	5C0	
RITPADC	12	
RITPAGESCMALL	EA	10
RITPAGESCMNONE	EA	20
RITPAGESCMPARM	EA	40
RITPAGESCMVALUE	11C	
RITPBDC	13	
RITPCIEORIGIN	798	

Table 838. Cross Reference for RIT (continued)

Name	Offset	Hex Tag
RITPCIERSA	790	
RITPCIESIZE	7A0	
RITPDIPC	100	
RITPFT	8C	
RITPFTAC	4C	
RITPFTCADSASTE@	544	
RITPFTEC	EC	
RITPFTHC	1AC	
RITPHFQSPLITINPROG	87	80
RITPHRFC	148	
RITPHVERIFICATIONREQ	6	02
RITPLBITS	656	
RITPLCOALESCEINPROGRESS	656	40
RITPLDOCOALESCE	656	80
RITPREFRESERVEPCT	7B0	
RITPREFRESERVETHRESHOLD	7A8	
RITPREVIOUSGLOBALSTEALCURSOR	660	
RITPRLN	37C	
RITPROMPTYES	19F	20
RITQADR	5B8	
RITQDPREFSTEALCOUNT	118	
RITQDPREFSTEALCURSOR	108	
RITQDSCH	8	20
RITQDSTEALCURSOR	110	
RITQDSTEALPHASE	167	
RITQFCQF	54C	
RITQFCQL	550	
RITRABQF	1C	
RITRABQL	20	
RITRBSCH	9	40
RITRCLN	1B8	
RITRCUR	3C4	
RITRDH	388	
RITREALP	E8	
RITREALPARMPROCESSED	EA	04
RITREALSPACEASTE@	548	
RITREFFRAMESSKIPPED	654	04
RITRESPFTEAREAHIGHRSA	740	
RITRESPFTEAREALOWRSA	748	



Table 838. Cross Reference for RIT (continued)

Name	Offset	Hex Tag
RITRLA	384	
RITRPLQF	2C	
RITRPLQL	30	
RITRRAB	380	
RITRRLN	1C0	
RITRSLN	1BC	
RITRSUPR	4	04
RITSATDPQF	784	
RITSATDPQL	788	
RITSCMASMREGISTERED	7	04
RITSCMAUXMG@	5F4	
RITSCMEVACDEFRAgendTOD	180	
RITSCMEVACDEFragTOD	178	
RITSCMEVACFCB@	518	
RITSCMEVACTABLEEXISTS	9	01
RITSCM1MINITSPACE	170	
RITSCM1MINITSPACENOTAVAIL	7	01
RITSCM4KINITSPACE	168	
RITSCM4KINITSPACENOTAVAIL	7	02
RITSDHQUEUEDEQCOUNT	73C	
RITSDHVERIFYTOKEN	D4	
RITSEFQF	51C	
RITSEFQL	520	
RITSHRHC	FC	
RITSIBCPID	5E0	
RITSKIP	D6	
RITSOBVALSCH	A	40
RITSPA	4	10
RITSPECDMEM2G	600	
RITSPLN	1B4	
RITSRBDB	1CC	
RITSRBFC	580	
RITSRBFF	250	
RITSRBGD	1F8	
RITSRBGLOBALSTEAL	628	
RITSRBIZ	554	
RITSRBLP	224	
RITSRB2G	710	
RITSRMNT	4	40

Table 838. Cross Reference for RIT (continued)

Name	Offset	Hex Tag
RITSSFTA	4D8	
RITSSFTB	4DC	
RITSSFTC	4E0	
RITSSFTF	4D8	
RITSSLN	1C8	
RITSTEALCRITICALPAGESG	654	10
RITSTEALCRITICALPAGESH	654	20
RITSTEALCRITICALPAGESP	654	08
RITSWPSZ	E4	
RITTERMASYNCCOUNT	27C	
RITTOTALONLINESTORAGEEATPL	128	
RITTOTLN	36C	
RITTOT64COMMALLOCATIPL	688	
RITTQADR	5B0	
RITTQEFF	280	
RITTRACE	3E0	80
RITTRCB	3A0	
RITTRCOL	3E0	40
RITTRFLAGS	3E0	
RITTRJMP	3E0	20
RITTRNUM	3A4	
RITTRSCP	3E0	60
RITTSTFL	F	
RITTWICEBAR	5C8	
RITUNOWNEDCOUNT	6C8	
RITUSEREAL	F	40
RITVRCQF	5C	
RITVRCQL	60	
RITV64COMMOTKN	138	
RITWSADW	3B0	
RITWSAQC	3C0	
RITWSATH	3AC	
RITXSFTA	4FC	
RITXSFTB	500	
RITXSFTC	504	
RITXSFTF	4FC	
RIT1MCOALESCECURSOR	758	
RIT1MPAGINGCURSOR	6B8	
RIT2GBAR	5D0	

Table 838. Cross Reference for RIT (continued)

Name	Offset	Hex Tag
RIT2GGROUPY3CURSOR	6F0	
RIT2GPFTE	3D0	
RIT2GPFTETAILFRAME	1A0	
RIT2GSCH	9	02

## RMCA information

### RMCA programming interface information

**ONLY** the following fields are part of the programming interface information:

- RMCAAWSC
- RMCADWSC
- RMCAEXSC
- RMCAFHLD
- RMCAICSC
- RMCAIPSC
- RMCALWSC
- RMCAMPSC
- RMCAMRSC
- RMCANQSC
- RMCAOISC
- RMCAOOSC
- RMCARSSC
- RMCASRC
- RMCATISC
- RMCATOSC
- RMCATSSC
- RMCAUSSC
- RMCAXSSC

### RMCA heading information

**Common name:** System Resource Manager Control Area

**Macro ID:** IRARMCA

**DSECT name:** RMCA (unless DSECT=NO is coded)

**Owning component:** System Resource Manager (SC1CX)

**Eye-catcher ID:** RMCA  
Offset: 0  
Length: CHAR(4)

**Storage attributes:** Subpool: Nucleus  
Key: 0  
Residency: Nucleus (above 16M line)

**Size:** 448 bytes

**Created by:** Assembled into nucleus module IRARMCNS

**Pointed to by:** RMCTRMCA field of the RMCT data area

**Serialization:** SRM Lock

**Function:** Provides the storage area containing swap analysis variables used within the system resource manager.

## RMCA mapping

Table 839. Structure RMCA

Offset Dec	Offset Hex	Type	Len	Name (Dim)	Description
0	(0)	STRUCTURE	448	RMCA	
0	(0)	CHARACTER	4	RMCANAME	BLOCK IDENTIFICATION - 'RMCA'
4	(4)	SIGNED	2	RMCASWFT	SWAP IN FAIL THRESHOLD
6	(6)	SIGNED	2	RMCAINUS	COUNT OF IN-CORE USERS
8	(8)	SIGNED	2	RMCAFET	SWAP IN FAIL EVALUATION THRESHOLD - INIT BASED ON RMCASFTM
10	(A)	SIGNED	2	RMCAFWC	SWAP IN FAIL WAIT QUEUE COUNT
12	(C)	UNSIGNED	4	RMCAATQS	SYSTEM QUIESCE TIME
16	(10)	UNSIGNED	4	RMCAATRS	SYSTEM RESTART TIME
20	(14)	UNSIGNED	4	*	reserved (was RMCATOI)
24	(18)	UNSIGNED	4	RMCAREIN	Time of last DMDT reinitialization
28	(1C)	SIGNED	2	RMCAATAU	TUNITS TILL SRM ALG EXEC
30	(1E)	SIGNED	2	*	reserved (was RMCATSU)
32	(20)	UNSIGNED	4	RMCASTFM	SWAP IN FAIL EVALUATION TIME - DIVIDE BY CAP INVOCATION INTERVAL TO GET RMCAFET
36	(24)	ADDRESS	4	*	reserved (was RMCAPTRN)
40	(28)	UNSIGNED	4	*	reserved (was RMCANHLD)
44	(2C)	UNSIGNED	4	RMCAFHLD	# OF NED AROUND DUE TO HOLD STATUS
48	(30)	CHARACTER	4	RMCACHP	CHAP LIST FOR SWAP
52	(34)	ADDRESS	4	RMCACHU	USER CHAPPED FOR SWAP
56	(38)	BITSTRING	4	RMCAINV	RTNE INVOCATION WORK AREA
60	(3C)	SIGNED	2	RMCADFCT	COUNT OF NONEXPRESS USERS DEFERRED FOR SWAP IN FAIL
62	(3E)	UNSIGNED	2	RMCAISV	ISV REC. VALUE BOOST
64	(40)	ADDRESS	2	RMCAALPG	DEF LOGON PERF GRP #
66	(42)	ADDRESS	2	RMCAABCPG	DEF BATCH PERF GRP #
68	(44)	ADDRESS	4	RMCAAS	ASCB ADDR FOR MASTER SCHEDULR
72	(48)	UNSIGNED	8	RMCAATIMEOFINT	Time of next interrupt
80	(50)	BITSTRING	8	RMCAALGENDTIME	Time when the algorithms finished
88	(58)	CHARACTER	144	*	reserved (was RMCANWKA)
232	(E8)	UNSIGNED	1	RMCAANDP	SA FOR NDP
233	(E9)	UNSIGNED	1	RMCAATNDP	SA FOR TNDP
234	(EA)	UNSIGNED	1	*	reserved (was RMCANTSG)
235	(EB)	UNSIGNED	1	RMCAADSPN	SA FOR DSP STATUS
236	(EC)	SIGNED	2	RMCAADFCK	# DEFERRED USERS CHECKED
238	(EE)	SIGNED	2	RMCACIUS	CT OF USERS COMING IN

Table 839. Structure RMCA (continued)

Offset Dec	Offset Hex	Type	Len	Name (Dim)	Description
240	(F0)	SIGNED	2	RMCACSU	Tunits until capping runs
242	(F2)	SIGNED	2	RMCAFFX	Deferred Job on LSW queue count (Pageable Storage Shortage)
244	(F4)	CHARACTER	88	RMCA SRC	Swap-out reason count table The IRASRC (SRCDMAXN) variable contains the number of table entries with swap reason codes @0A50845C
244	(F4)	UNSIGNED	4	RMCA TOSC	TERMINAL OUTPUT SWAP COUNT
248	(F8)	UNSIGNED	4	RMCA TISC	TERMINAL OUTPUT SWAP COUNT
252	(FC)	UNSIGNED	4	RMCA LWSC	LONG WAIT SWAP COUNT
256	(100)	UNSIGNED	4	RMCA XSSC	AUT STOR SHORTAGE SWAP COUNT
260	(104)	UNSIGNED	4	RMCA RSSC	REAL STOR SHORTAGE SWAP COUNT
264	(108)	UNSIGNED	4	RMCA DWSC	DETECTED WAIT SWAP COUNT
268	(10C)	UNSIGNED	4	RMCA MPSC	Memory Pool Shortage @0A50845C
272	(110)	UNSIGNED	4	RMCA NQSC	CAP ENQ EXCHANGE SWAP COUNT
276	(114)	UNSIGNED	4	RMCA EXSC	CAP EXCHANGE BASED ON RECOMM. VALUE SWAP COUNT
280	(118)	UNSIGNED	4	RMCA USSC	CAP UNILATERAL SWAP OUT COUNT
284	(11C)	UNSIGNED	4	RMCA TSSC	TRANSITION SWAP COUNT
288	(120)	UNSIGNED	4	RMCA ICSC	Improve central storage utilization swap count
292	(124)	UNSIGNED	4	RMCA IPSC	Improve demand page-in rate swap count
296	(128)	UNSIGNED	4	RMCA MRSC	Make room for an out-too-long address space swap count
300	(12C)	UNSIGNED	4	RMCA AWSC	APPC verb service request wait
304	(130)	UNSIGNED	4	RMCA OISC	OpenMVS input wait
308	(134)	UNSIGNED	4	RMCA OOSC	OpenMVS output wait
312	(138)	UNSIGNED	4	RMCA IRSC	REALSWAP count
316	(13C)	UNSIGNED	4	RMCA 19SC	reserved @WI155835C
320	(140)	UNSIGNED	4	RMCA 20SC	reserved @WI155835C
324	(144)	UNSIGNED	4	RMCA 21SC	reserved @WI155835C
328	(148)	UNSIGNED	4	RMCA 22SC	reserved @WI155835C
332	(14C)	SIGNED	2	RMCA DFAX	Deferred Job on LSW queue count (Auxiliary Storage Shortage)
334	(14E)	SIGNED	2	RMCA DFMX	Deferred Job on LSW queue count (Memory Pool Shortage) @0A50845A
336	(150)	SIGNED	4	RMCA RSV1	Reserved
340	(154)	SIGNED	4	RMCA RSV2	Reserved
344	(158)	SIGNED	2	RMCA SEET	SWAP TO EXT FAIL EVAL THRES
346	(15A)	SIGNED	2	RMCA REDR	The count of suspended users and/or pending REQSWAPs or TRANSWAPs
348	(15C)	ADDRESS	4	RMCA SWCT	SWAP COUNT TABLE ADDRESS
352	(160)	SIGNED	4	RMCA RSV3	Reserved
356	(164)	UNSIGNED	4	RMCA EXSW	Time of last exchange swap initiation
360	(168)	UNSIGNED	1	*	reserved (was RMCATSG)
361	(169)	UNSIGNED	1	RMCA RSV9	RESERVED
362	(16A)	SIGNED	2	RMCA SFCT	SYS SWAP IN FAIL COUNT
364	(16C)	ADDRESS	4	*	reserved (was RMCATS1L)
368	(170)	UNSIGNED	4	RMCA RSV A	reserved

Table 839. Structure RMCA (continued)

Offset Dec	Offset Hex	Type	Len	Name (Dim)	Description
372	(174)	SIGNED	2	RMCANUMI	number of entries in the express user list
374	(176)	SIGNED	2	RMCACPPII	Index into express user swap in list
376	(178)	ADDRESS	4	RMCA CPI(10)	Express user swap in list
416	(1A0)	SIGNED	2	RMCA PRVU	TUnits before last timer @WI155835A
418	(1A2)	SIGNED	2	RMCA NXTU	Tunits till next timer @WI155835A
420	(1A4)	CHARACTER	8	RMCA CVD	Work area for convert to decimal @WI155835A
428	(1AC)	SIGNED	2	RMCA DSIN	# deferred users being swapped in @WI155835A
430	(1AE)	SIGNED	2	RMCA E DCT	# of express users deferred for swap in Fail @WI155835A
432	(1B0)	CHARACTER	16	RMCA RSVB	reserved @WI155835A
448	(1C0)	CHARACTER	0	RMCA END	END OF RMCA End of this block @ME19625A

Table 840. Cross Reference for RMCA

Name	Offset	Hex Tag
RMCA	0	
RMCAALGENDTIME	50	
RMCAAWSC	12C	
RMCA BCPG	42	
RMCA CHP	30	
RMCA CHU	34	
RMCA CIUS	EE	
RMCA CPI	178	
RMCA C PPII	176	
RMCA CSU	F0	
RMCA CVD	1A4	
RMCA DFAX	14C	
RMCA DFCK	EC	
RMCA DFCT	3C	
RMCA DFFX	F2	
RMCA DFMX	14E	
RMCA DSIN	1AC	
RMCA DSPN	EB	
RMCA DWSC	108	
RMCA E DCT	1AE	
RMCA END	1C0	
RMCA EXSC	114	
RMCA EXSW	164	
RMCA FHLD	2C	
RMCA ICSC	120	

Table 840. Cross Reference for RMCA (continued)

Name	Offset	Hex Tag
RMCAINUS	6	
RMCAINV	38	
RMCAIPSC	124	
RMCAIRSC	138	
RMCAISV	3E	
RMCALGPG	40	
RMCALWSC	FC	
RMCAMAS	44	
RMCAIPSC	10C	
RMCAMRSC	128	
RMCANAME	0	
RMCANDP	E8	
RMCANQSC	110	
RMCANUMI	174	
RMCANXTU	1A2	
RMCAOISC	130	
RMCAOOSC	134	
RMCAPRVU	1A0	
RMCAREDR	15A	
RMCAREIN	18	
RMCARSSC	104	
RMCAROVA	170	
RMCARSVB	1B0	
RMCARSV1	150	
RMCARSV2	154	
RMCARSV3	160	
RMCARSV9	169	
RMCASEET	158	
RMCAFCT	16A	
RMCAFET	8	
RMCAFMT	20	
RMCAFVC	A	
RMCASRC	F4	
RMCAWCT	15C	
RMCAWFT	4	
RMCAU	1C	
RMCAIMEOFINT	48	
RMCAISC	F8	
RMCAINDP	E9	

Table 840. Cross Reference for RMCA (continued)

Name	Offset	Hex Tag
RMCATOSC	F4	
RMCATQS	C	
RMCATRS	10	
RMCATSSC	11C	
RMCAUSSC	118	
RMCA XSSC	100	
RMCA19SC	13C	
RMCA20SC	140	
RMCA21SC	144	
RMCA22SC	148	

## RMCT information

### RMCT programming interface information

**ONLY** the following fields are part of the programming interface information:

- RMCTADJC
- RMCTCCT
- RMCTCLST
- RMCTCMCT
- RMCTCPMP
- RMCTCPUB
- RMCTDMDT
- RMCTDMNC
- RMCTICST
- RMCTICT
- RMCTL SCT
- RMCTMCT
- RMCTMFS
- RMCTRCT
- RMCTRMCA
- RMCTRMEX
- RMCTRMPT
- RMCTTOD
- RMCTTRPC
- RMCTX3

### RMCT heading information

**Common name:** SYSTEM RESOURCES MANAGER CONTROL TABLE  
**Macro ID:** IRARMCT  
**DSECT name:** RMCT



**Owning component:** System Resources Manager (SC1CX)

**Eye-catcher ID:** RMCT  
Offset: 0  
Length: 4

**Storage attributes:** Main Storage: YES  
Virtual Storage: YES  
Auxiliary Storage: NO  
Subpool: NUCLEUS  
Key: key 0  
Data Space: NO  
Residency: (Residence - above 16M)

**Size:** 1024 bytes @ME08717

**Created by:** Assembled into nucleus module, IRARMCNS

**Pointed to by:** CVTOPCTP field of the CVT data area

**Serialization:** SRM lock  
(some fields are compare and swap serialized, as noted on field descriptions)

**Function:** THE RMCT SERVES AS THE ORIGIN TO LOCATE SYSTEM RESOURCES MANAGER TABLES AND ENTRY POINTS. THE RMCT LOCATES THE SCHEDULING / ROUTING INFORMATION USED TO INVOKE THE REQUIRED PROCESSING FOR THE VARIOUS SYSTEM RESOURCES MANAGER FUNCTIONS.

## RMCT mapping

Table 841. Structure RMCT

Offset Dec	Offset Hex	Type	Len	Name (Dim)	Description
0	(0)	STRUCTURE	0	RMCT	
0	(0)	CHARACTER	4	RMCTNAME	- BLOCK IDENTIFICATION
4	(4)	ADDRESS	4	RMCTCCT	- CPU MANAGEMENT CONTROL TABLE
8	(8)	ADDRESS	4	RMCTICT	- I/O MANAGEMENT CONTROL TABLE
12	(C)	ADDRESS	4	RMCTMCT	- STORAGE MANAGEMENT CONTROL TABLE
16	(10)	ADDRESS	4	RMCTRMPT	- CTL ALGORITHM PARAMETER TABLE
20	(14)	ADDRESS	4	RMCTRMCA	- CTL ALGORITHM CONTROL AREA
24	(18)	ADDRESS	4	RMCTWMST	- ADDR OF WLM SPECIFICATION TABLE
28	(1C)	ADDRESS	4	RMCTSRBC	"V(IRARSRBT)" - TCB/SRB CODE IN INT
32	(20)	ADDRESS	4	RMCTWMCT	- WLM mode control table
36	(24)	ADDRESS	4	RMCTRMPD	- ADDR OF RESOURCES MANAGER PERF DATA
40	(28)	ADDRESS	4	RMCTRMEX	- ROUTINE EXITING VECTOR TABLE
44	(2C)	ADDRESS	4	RMCTRMSB	- SUBROUTINE CALLING VECTOR TABLE
48	(30)	ADDRESS	4	RMCTEPPA	- PRTL ANALYSIS ENTRY TABLE
52	(34)	ADDRESS	4	RMCTEPDT	- USER ACTION ENTRY TABLE
56	(38)	ADDRESS	4	RMCTEPAT	- ALGORITHM ENTRY TABLE
60	(3C)	ADDRESS	4	RMCTLSCT	- LOGICAL SWAP CONTROL TABLE
64	(40)	SIGNED	4	RMCTADJC	- ADJUSTMENT FACTOR FOR CPU RATE INCLUDING SPEED BOOST
68	(44)	ADDRESS	4	RMCTITT	"V(IRASECHT)" - Addr of the Sysevent Characteristic Table in IRARMEV0

Table 841. Structure RMCT (continued)

Offset Dec	Offset Hex	Type	Len	Name(Dim)	Description
72	(48)	SIGNED	4		- Reserved
76	(4C)	ADDRESS	4	RMCTLT	lock trace table address
80	(50)	ADDRESS	4	RMCTEPPR	- PROCESS RATE DEPENDENT ENTRY TABLE
84	(54)	ADDRESS	4	RMCTWAST	- ADDR OF WMST FOR SET IPS
88	(58)	ADDRESS	4	RMCT15F	"V(IRARMI10)" Address of 15F abend
92	(5C)	ADDRESS	4	RMCTTMQE	- SCHEDULED RTNE QUEUE HEADER ADDR
96	(60)	SIGNED	4	RMCTAQCT	- ACTION QUEUE MEMBER COUNT
100	(64)	ADDRESS	4	RMCTAQHD	- ACTION QUEUE FORWARD POINTER
104	(68)	ADDRESS	4	RMCTWTQE	- WAIT - QUEUE HEADER BLOCK ADDRESS
108	(6C)	ADDRESS	4	RMCTLSQE	- LOG SWAP WAIT QUEUE HEADER ADDR
112	(70)	ADDRESS	4	RMCTOTQE	- OUT - QUEUE HEADER BLOCK ADDRESS
116	(74)	ADDRESS	4	RMCTINQE	- IN - QUEUE HEADER BLOCK ADDRESS
120	(78)	SIGNED	4	RMCTTBS	- STARTING TIME BASE FOR TIME OF DAY
124	(7C)	SIGNED	4	RMCTTOD	- TIME OF DAY - SYST RSRC MGR INVOKE - SRM internal use RmctxTod
128	(80)	DBL WORD	8	RMCTTOC	- TIME OF CENTURY - 64BIT BINARY NMB - SRM internal use RmctxToc
136	(88)	BITSTRING	1	RMCTALA(4)	- ALGORITHM REQUEST ACCUMULATOR FIELD
140	(8C)	BITSTRING	1	RMCTALR(4)	- IMMEDIATE ALGORITHM REQUEST FIELD
144	(90)	ADDRESS	4	RMCTRQSV	- ADDR OF REQ SRV DATA AREA
148	(94)	BITSTRING	1	RMCTFLGS	- PROCESSING CONTROL FLAGS
		1... ....		RMCTMFA	"BIT0" - MEASUREMENT FACILITY ACTIVE
		.1.. ....		RMCTCPS1	"BIT1" CAP SWITCH
		..1. ....		RMCTICS	"BIT2" CONTROL MEMBER DEFINED
		...1 ....		RMCTINIT	"BIT3" - SRM INITIALIZATION WAS PERFORMED
		.... 1...		RMCTREPT	"BIT4" - NON-TSO REPORTING ACTIVE
		.... .1..		RMCTSTW	"BIT5" - SET HAS STOPPED WAR COLLECTION
		.... ..1.		RMCTFRSV	"BIT6" - Reserved
		.... ...1		RMCTWLM	"BIT7" - WLM mode is always active
149	(95)	BITSTRING	1		- OVERRIDE CONDITION FLAGS
		1... ....		RMCTREP1	"BIT0" - Reactivation of the in storage policy in progress, first pass
		.1.. ....		RMCTMFS	"BIT1" - RMF ACTIVE,SET RCVD
		..1. ....		RMCTCNSW	"BIT2" - COUNT NON-SWAPPABLES IN CMPL
		...1 ....		RMCTCLST	"BIT3" - COUNT EACH COMMAND IN A CLIST
		.... 1...		RMCTRTSO	"BIT4" - TSO TRXNAME REPORTING ACTIVE
		.... .1..		RMCTDMTI	"BIT5" - Set to reinitialize the domain table in Swap Analysis (CAP)
		.... ..1.		RMCTOKCP	"BIT6" - This bit is set so that next time Sysevent 24 is issued, CAP will be scheduled.
		.... ...1		RMCTREP2	"BIT7" - Reactivation of the in storage policy in progress, 2nd pass
150	(96)	BITSTRING	1	RMCTTAPE	(OPT PARM) TAPE SELECTION:
		1... ....		RMCTSLTN	"BIT0" - NEXT HIGHEST
		.1.. ....		RMCTSLTR	"BIT1" - RANDOM

Table 841. Structure RMCT (continued)

Offset Dec	Offset Hex	Type	Len	Name(Dim)	Description
		..1. ....		RMCTSLTL	"BIT2" - LOWEST ADDRESS
		...1 ....		RMCTSLTF	"BIT3" - FIRST DEVICE IN LIST
151	(97)	BITSTRING	1	RMCTFLG2	- PROCESSING FLAGS
		.1.. ....		RMCTOVFL	"BIT1" - OVERFLOW OCCURED
		..1. ....		RMCTUNTR	"BIT2" - Real time period durations are in effect.
		...1 ....		RMCTSRNG	"BIT3" - Send empty SRRU to systems
		.... 1...		RMCTSQMR	"BIT4" - Schedule queue manager recovery
152	(98)	ADDRESS	4	RMCTTELM	"V(IEATSELM)" - RESOURCES MANAGER TIMING ELEMENT
156	(9C)	SIGNED	4	RMCTCPID	- RES MANAGER CELL POOL ID
160	(A0)	DBL WORD	8	RMCTTOCI	- CLOCK READ AREA - 64BIT BINARY NMB -SRM internal use RmctxToci
168	(A8)	ADDRESS	4	RMCTOUCB	- PREASSEMBLED MODEL OUCB
172	(AC)	ADDRESS	4	RMCTOUXB	- INTERPOSED DUMMY OUXB
176	(B0)	ADDRESS	4	RMCTSRBT	- RESOURCES MANAGER SRB TABLE
180	(B4)	ADDRESS	4	RMCTDMDT	- ADDR OF DOMAIN TABLE
184	(B8)	ADDRESS	4	RMCTDMDE	- ADDR OF LAST DMN TAB ENTRY
188	(BC)	SIGNED	2	RMCTDMNC	- NUMBER OF DOMAINS
190	(BE)	SIGNED	2	RMCTSCSQ	- Speed change sequence no
192	(C0)	SIGNED	4		- Reserved
196	(C4)	SIGNED	4		- Reserved
200	(C8)	SIGNED	4		- Reserved
204	(CC)	SIGNED	4	RMCTCPUB	- CPU ADJUSTING FACTOR EXCLUDING SPEED BOOST
208	(D0)	SIGNED	4	RMCTCPU	- CPU service coefficient
212	(D4)	SIGNED	4	RMCTMSO	- MSO service coefficient
216	(D8)	SIGNED	4	RMCTIOC	- IOC service coefficient
220	(DC)	ADDRESS	4	RMCTICST	- ICSC TABLE ADDR
224	(E0)	SIGNED	4	RMCTCPMP	- CPU ADJUSTING FACTOR - IF THIS PROCESSOR MODEL HAS RELATED CPUS, THIS ADJUSTMENT FACTOR IS FOR THE FASTER CPU, INCLUDING SPEED BOOST
228	(E4)	ADDRESS	4	RMCTRCT	- ADDRESS OF RCT
232	(E8)	DBL WORD	8	RMCTBRQE	- BASIC REPORTING QUEUE
232	(E8)	X'E8'	0	RMCTBRQH	"RMCTBRQE+0" HEADER
232	(E8)	X'EC'	0	RMCTBRQC	"RMCTBRQE+4" USE COUNT
240	(F0)	DBL WORD	8	RMCTERQE	- EXTENDED REPORTING QUEUE
240	(F0)	X'F0'	0	RMCTERQH	"RMCTERQE+0" HEADER
240	(F0)	X'F4'	0	RMCTERQC	"RMCTERQE+4" USE COUNT
248	(F8)	DBL WORD	8	RMCTUPDQ	- UPDATE QUEUE
248	(F8)	X'F8'	0	RMCTUPQH	"RMCTUPDQ+0" HEADER
248	(F8)	X'FC'	0	RMCTUPQC	"RMCTUPDQ+4" USE COUNT
256	(100)	ADDRESS	4	RMCTTRAD	- XACN RPTING Q 1ST PAGE PTR
260	(104)	SIGNED	4	RMCTTRPC	- XACN RPTING PAGE COUNT
264	(108)	ADDRESS	4	RMCTICSP	- XACN DESCRIPTION TABLE
268	(10C)	ADDRESS	4	RMCTRSPL	- RSPL ADDRESS

Table 841. Structure RMCT (continued)

Offset Dec	Offset Hex	Type	Len	Name(Dim)	Description
272	(110)	BITSTRING	1	RMCTCSB	- RMCT COMPARE/SWAP BIT
		1... ....		RMCTUTQE	"BIT0" - SRM TQE IS PAST DUE
		.1.. ....		RMCTSIMT	"BIT1" - PASSAGE OF TIME HAS BEEN SIMULATED DUE TO TOD CLOCK FAILURE
		..1. ....		RMCTNOBQ	"BIT2" - NO BASIC RPTING Q ELEMNTS
		...1 ....		RMCTNOEQ	"BIT3" - NO EXTND RPTING Q ELEMNTS
		.... 1...		RMCTTPP	"BIT4" - SRM TIMER POP PENDING
		.... .1..		RMCTSTGF	"BIT5" - VIO journaling dataset failure
		.... ..1.		RMCTWSMF	"BIT6" - Write SMF 99 records
		.... ...1		RMCTSSMF	"BIT7" - SRB to write SMF99 records has been scheduled
273	(111)	BITSTRING	1	RMCTRSVB	- RESERVED
274	(112)	SIGNED	2	RMCTSHDL	- LENGTH OF SRM STACK HEADER (MUST BE A MULTIPLE OF 8 TO INSURE A DWORD BDY FOR EACH STACK FRAME)
276	(114)	ADDRESS	4	RMCTPTCH	"V(IRARMPAT)" - PATCH AREA ADRESS
280	(118)	ADDRESS	4	RMCTCMCT	CHANNEL MEAS CNTL TABLE
284	(11C)	ADDRESS	4	RMCTESCT	EXT STORE CRITERIA TABLE (ESA Mode Only, do not use in z/OS)
288	(120)	ADDRESS	4	RMCTEPBG	- EPAT BEGINNING
292	(124)	SIGNED	4		- Reserved
296	(128)	ADDRESS	4	RMCTPAGP	- SYSTEM PAGING BLOCK POINTER
300	(12C)	SIGNED	4	RMCTELET	Executed long enough threshold for determining if an address space has executed long enough to be analyzed for monitoring. Value is 2 SRM seconds
304	(130)	SIGNED	4	RMCTSRB	- SRB service coefficient
308	(134)	SIGNED	4	RMCTITER	iteration number
312	(138)	SIGNED	4	RMCTSMC	sample monitoring control block pointer
316	(13C)	SIGNED	4	RMCTDFQF	address of first oucb on deferred freemain queue
320	(140)	SIGNED	4	RMCTDFQL	address of last oucb on deferred freemain queue
324	(144)	SIGNED	4	RMCTSMFB	Pointer to SMF99 Buffer
328	(148)	ADDRESS	4	RMCTEPDB	First RMEP on EPDT
332	(14C)	SIGNED	4	RMCTSMFS	Address of last SMF99 SRB
336	(150)	SIGNED	4	RMCTRSDA	Address of RSD List
340	(154)	SIGNED	4	RMCTENCH	System Encb Queue header
344	(158)	SIGNED	4	RMCTENCL	System Encb Queue trailer
348	(15C)	SIGNED	4	RMCTSRRU	Address of Sysplex Router Registered User block
352	(160)	SIGNED	4	RMCTDSFC	Number of times sending sysplex data failed on this system. Moved from WMCT_DM_SEND_FAILED_CNT so it can be referenced in compat mode
356	(164)	SIGNED	4	RMCTGRSS	Address of Generic Resource Selected Systems
360	(168)	SIGNED	4	RMCTLE55	- Last saved for ENF 55
364	(16C)	SIGNED	4	RMCTSWMB	Address of Subsystem Work Measurement Block

Table 841. Structure RMCT (continued)

Offset Dec	Offset Hex	Type	Len	Name(Dim)	Description
368	(170)	SIGNED	4	RMCTRCTS	Timestamp (time of day in 1.048576 second units, the leftmost 32 bits of the clock) of when resource constraints were last detected - may be 0 if no such problem has been seen
372	(174)	SIGNED	4	RMCTIPAT	Internal policy activation timestamp (time of day in 1.048576 second units, the leftmost 32 bits of the clock). This timestamp is set to when reactivation of the in storage policy was initiated (by IRARMER3) + 1 minute elapse time to account for policy activation delays and to allow the system to re-accumulate meaningful statistics. It denotes when it is ok to enable this system for TS0 generic resource selection. A value of 0 indicates either there is no rebuild policy action or the elapse time has expired

When defining any NEW doubleword fields, MAKE SURE that you define the new fields on doubleword boundaries so the assembler does not helpfully skip bytes to properly align the data.

376	(178)	SIGNED	4	RMCTX3	Address of RMCT Extention 3 Mapped by IRARMCTZ
380	(17C)	SIGNED	4	RMCTX2	Address of RMCT Extention 2 Mapped by IRARMCTY
384	(180)	DBL WORD	8	RMCTX1(0)	Mapped by IRARMCTX
384	(180)	BITSTRING	128	RMCTX1C4	Cache Line 4
512	(200)	BITSTRING	128	RMCTX1C5	Cache Line 5
640	(280)	BITSTRING	128	RMCTX1C6	Cache Line 6
768	(300)	BITSTRING	128	RMCTX1C7	Cache Line 7
896	(380)	BITSTRING	128	RMCTX1C8	Cache Line 8
1024	(400)	DBL WORD	8	RMCTEND(0)	- END OF RMCT
1024	(400)	X'400'	0	RMCTLEN	"RMCTEND-RMCT" - LENGTH OF RMCT

Table 842. Cross Reference for RMCT

Name	Offset	Hex	Tag
RMCT	0		
RMCTADJC	40		0
RMCTALA	88		0
RMCTALR	8C		0
RMCTAQCT	60		0
RMCTAQHD	64		
RMCTBRQC	E8		EC
RMCTBRQE	E8		0
RMCTBRQH	E8		E8
RMCTCCT	4		
RMCTCLST	95		10
RMCTCMCT	118		
RMCTCNSW	95		20

Table 842. Cross Reference for RMCT (continued)

Name	Offset	Hex Tag
RMCTCPID	9C	0
RMCTCPMP	E0	0
RMCTCPS1	94	40
RMCTCPU	D0	0
RMCTCPUB	CC	0
RMCTCSB	110	0
RMCTDFQF	13C	0
RMCTDFQL	140	0
RMCTDMDE	B8	
RMCTDMDT	B4	
RMCTDMNC	BC	0
RMCTDMTI	95	4
RMCTDSFC	160	0
RMCTELET	12C	7D0
RMCTENCH	154	0
RMCTENCL	158	0
RMCTEND	400	
RMCTEPAT	38	
RMCTEPBG	120	
RMCTEPDB	148	
RMCTEPDT	34	
RMCTEPPA	30	
RMCTEPPR	50	
RMCTERQC	F0	F4
RMCTERQE	F0	0
RMCTERQH	F0	F0
RMCTESCT	11C	
RMCTFLGS	94	1
RMCTFLG2	97	0
RMCTFRSV	94	2
RMCTGRSS	164	0
RMCTICS	94	20
RMCTICSP	108	
RMCTICST	DC	
RMCTICT	8	
RMCTINIT	94	10
RMCTINQE	74	
RMCTIOC	D8	0
RMCTIPAT	174	0

Table 842. Cross Reference for RMCT (continued)

Name	Offset	Hex Tag
RMCTITER	134	1C
RMCTITT	44	
RMCTLEN	400	400
RMCTLE55	168	0
RMCTLSCT	3C	
RMCTLSQE	6C	
RMCTLTT	4C	
RMCTMCT	C	
RMCTMFA	94	80
RMCTMFS	95	40
RMCTMSO	D4	0
RMCTNAME	0	D9D4C3E3
RMCTNOBQ	110	20
RMCTNOEQ	110	10
RMCTOKCP	95	2
RMCTOTQE	70	
RMCTOUCB	A8	
RMCTOUXB	AC	
RMCTOVFL	97	40
RMCTPAGP	128	
RMCTPTCH	114	
RMCTRCT	E4	
RMCTRCTS	170	0
RMCTREPT	94	8
RMCTREP1	95	80
RMCTREP2	95	1
RMCTRMCA	14	
RMCTRMEX	28	
RMCTRMPD	24	
RMCTRMPT	10	
RMCTRMSB	2C	
RMCTRQSV	90	
RMCTRSDA	150	0
RMCTRSPL	10C	
RMCTRSVB	111	0
RMCTRTSO	95	8
RMCTSCSQ	BE	
RMCTSHDL	112	10
RMCTSIMT	110	40

Table 842. Cross Reference for RMCT (continued)

Name	Offset	Hex Tag
RMCTSLTF	96	10
RMCTSLTL	96	20
RMCTSLTN	96	80
RMCTSLTR	96	40
RMCTSMC	138	0
RMCTSMFB	144	0
RMCTSMFS	14C	0
RMCTSQMR	97	8
RMCTSRB	130	0
RMCTSRBC	1C	
RMCTSRBT	B0	
RMCTSRNG	97	10
RMCTSRRU	15C	0
RMCTSSMF	110	1
RMCTSTGF	110	4
RMCTSTW	94	4
RMCTSWMB	16C	0
RMCTTAPE	96	0
RMCTTBS	78	0
RMCTTELM	98	
RMCTTMQE	5C	
RMCTTOC	80	0
RMCTTOCI	A0	0
RMCTTOD	7C	0
RMCTTPP	110	8
RMCTTRAD	100	
RMCTTRPC	104	0
RMCTUNTR	97	20
RMCTUPDQ	F8	0
RMCTUPQC	F8	FC
RMCTUPQH	F8	F8
RMCTUTQE	110	80
RMCTWAST	54	
RMCTWLM	94	1
RMCTWMCT	20	
RMCTWMST	18	
RMCTWSMF	110	2
RMCTWTQE	68	
RMCTX1	180	



Table 842. Cross Reference for RMCT (continued)

Name	Offset	Hex Tag
RMCTX1C4	180	0
RMCTX1C5	200	0
RMCTX1C6	280	0
RMCTX1C7	300	0
RMCTX1C8	380	0
RMCTX2	17C	0
RMCTX3	178	0
RMCT15F	58	

## RMEP information

### RMEP heading information

<b>Common name:</b>	System Resources Manager Entry Point Block
<b>Macro ID:</b>	IRARMEP
<b>DSECT name:</b>	RMEP
<b>Owning component:</b>	System Resources Manager (SC1CX)
<b>Eye-catcher ID:</b>	n/a
<b>Storage attributes:</b>	Main Storage: YES Virtual Storage: Common Auxiliary Storage: No Subpool: Nucleus Key: 0 Data Space: No Residency: above 16M line
<b>Size:</b>	3 flavors - 40, 120 or 152
<b>Created by:</b>	Assembled into nucleus module, IRARMCNS
<b>Pointed to by:</b>	RrpaRmep field of the RRPA data area @ME26736C
<b>Serialization:</b>	SRM lock
<b>Function:</b>	THE RMEP DESIGNATES A SYSTEM RESOURCES MANAGER PROCESSING ROUTINE WHICH MAY BE INVOKED THROUGH THE CONTROL ALGORITHM. THE RMEP CONTAINS THE ROUTINE ENTRY POINT ADDRESS, DEFINES A BIT MASK TO BE USED TO REQUEST THE ROUTINE, AND OPTIONALLY A RECOVERY EXTENSION AND/OR A PROVISION FOR PERIODIC EXECUTION OF THE ROUTINE. THE RMEP BLOCK CONTAINS FLAGS INDICATING HOW THE DESCRIBED ROUTINE MAY BE INVOKED.

### RMEP mapping

Table 843. Structure RMEPPREFIX

Offset Dec	Offset Hex	Type	Len	Name (Dim)	Description
0	(0)	STRUCTURE	16	RMEPPREFIX	

Table 843. Structure RMEPPREFIX (continued)

Offset Dec	Offset Hex	Type	Len	Name(Dim)	Description
Prefix Block @ME26736A					
0	(0)	CHARACTER	16	RMEPREFIX	Prefix Block @WI122159C
0	(0)	CHARACTER	8	RMEPREFIXID	Eye Catcher @ME26736A
8	(8)	UNSIGNED	2	RMEPREFIXTOTLEN	Total RMEP length (Prefix and RMEP) @ME26736A
10	(A)	UNSIGNED	2	RMEPREFIXVER	RMEP Version @ME26736A
12	(C)	UNSIGNED	2	*	reserved @ME26736A
14	(E)	UNSIGNED	2	RMEPREFIXLEN	Prefix and Entry Point Block length @ME26736A

Table 844. Structure RMEP

Offset Dec	Offset Hex	Type	Len	Name(Dim)	Description
0	(0)	STRUCTURE	144	RMEP	
Entry Point Descriptor Block					
0	(0)	CHARACTER	24	RMEPEPB	Entry Point Block @WI122159C
0	(0)	ADDRESS	8	RMEPEPA	ENTRY POINT ADDRESS
0	(0)	UNSIGNED	4	*	
4	(4)	ADDRESS	4	RMEPEPA_31	
8	(8)	ADDRESS	8	RMEPERA	ERROR RETRY POINT ADDRESS
8	(8)	UNSIGNED	4	*	
12	(C)	ADDRESS	4	RMEPERA_31	
16	(10)	BITSTRING	4	RMEPFLG	INVOCATION FLAG MASK
16	(10)	BITSTRING	3	RMEPVFL	RTNE INVOC FLAG FIELD
		11.. ....		*	
		..1. ....		RMEPCL1	IRARMCL1
		...1 11..		*	
		.... ..1.		RMEPAP1	IRARMAP1
16	(10)	BITSTRING	2	*	
19	(13)	1... ....		RMEPWM8	IRARMWM8
		.... ..1..		RMEPRCR	CRITICAL ALGORITHM INDICATOR
		.... ..1.		RMEPTMD	RTNE INVOKE TIME-DEPENDENT
		.... ...1		RMEPACN	RTNE PERFORMS USER LEVL ACTN
20	(14)	ADDRESS	4	RMEPPRV	ADDRESS OF PREV RMEP BLOCK
24	(18)	CHARACTER	0	RMEPEND	END OF BASE RMEP
Recovery Extension Block					
24	(18)	CHARACTER	88	RMEPREC	RECOVERY EXTN @LSRMLOKC
24	(18)	CHARACTER	4	RMEPRECID	Eye Catcher @WI122159C
28	(1C)	UNSIGNED	2	RMEPRECLEN	Rec Block length @WI122159C
30	(1E)	UNSIGNED	2	*	reserved @ME26736A
32	(20)	ADDRESS	4	RMEPMID	Address of module ID @WI122159C
36	(24)	CHARACTER	3	RMEPLBL	Routine lable suffix @WI122159C
39	(27)	CHARACTER	1	RMEPRSV	RESERVED
40	(28)	ADDRESS	4	RMEPFPT	STACK FRAME POINTER

Table 844. Structure RMEP (continued)

Offset Dec	Offset Hex	Type	Len	Name (Dim)	Description
44	(2C)	SIGNED	4	*	reserved @ME26736C
48	(30)	CHARACTER	8	RMEPLBL_LONG	Routine label @WI122159C
56	(38)	UNSIGNED	8	RMEPCNT	Count for debugging @ME26736A
64	(40)	UNSIGNED	8	RMEPXTMEMAX	Maximum execution time for debugging @ME26736A
72	(48)	UNSIGNED	8	RMEPXTMEMAXTIME	Time when the max execution time was stored for debugging @ME26736A
80	(50)	UNSIGNED	8	RMEPXTMECUR	Current execution time for debugging @ME26736A
88	(58)	UNSIGNED	8	RMEPXTMEAVGPA	Average execution time for debugging (resetted at PA) @LSRMLOKC
96	(60)	UNSIGNED	8	RMEPXTMEAVGCNTPA	Count for average execution time for debugging (resetted at PA) LSRMLOKC
104	(68)	UNSIGNED	8	RMEPXTMEMAXPA	Maximum execution time (resetted at PA) @LSRMLOKA
112	(70)	CHARACTER	0	RMEPRND	END RECOVERY EXTN
Entry Point Scheduling Extension					
112	(70)	CHARACTER	32	RMEPSCH	SCHEDULING EXTENS
112	(70)	CHARACTER	4	RMEPSCHID	Eye Catcher @WI122159C
116	(74)	UNSIGNED	2	RMEPSCHLEN	Sch Block length @WI122159C
118	(76)	UNSIGNED	2	*	reserved @ME26736A
120	(78)	ADDRESS	4	RMEPFWD	TIME DRIVEN CHAIN FORWRD PTR
124	(7C)	ADDRESS	4	RMEPBCK	TIME DRIVEN CHAIN BCKWRD PTR
128	(80)	UNSIGNED	4	RMEPINTEPAT	Invocation interval as defined in IRAEPAT
132	(84)	UNSIGNED	4	RMEPINT	Invocation Interval @WI122159C
136	(88)	UNSIGNED	8	RMEPTIME	Time when entry scheduled, in STCK format
144	(90)	CHARACTER	0	RMEPSND	END OF SCHD RMEP 1@L1D End of this block

Table 845. Constants for RMEP

Len	Type	Value	Name	Description
1	DECIMAL	25	RMEPMAX	max # of chained RMEPs

Table 846. Cross Reference for RMEP

Name	Offset	Hex	Tag
RMEP	0		
RMEPACN	13		01
RMEPAP1	10		02
RMEPBCK	7C		
RMEPCL1	10		20
RMEPCNT	38		
RMEPEND	18		
RMEPEPA	0		
RMEPEPA_31	4		

Table 846. Cross Reference for RMEP (continued)

Name	Offset	Hex Tag
RMEPEPB	0	
RMEPERA	8	
RMEPERA_31	C	
RMEPFIX	0	
RMEPFIXID	0	
RMEPFIXLEN	E	
RMEPFIXTOTLEN	8	
RMEPFIXVER	A	
RMEPFLG	10	
RMEPFPT	28	
RMEPFWD	78	
RMEPINT	84	
RMEPINTEPAT	80	
RMEPLBL	24	
RMEPLBL_LONG	30	
RMEPMID	20	
RMEPPREFIX	0	
RMEPPRV	14	
RMEPRCR	13	04
RMEPREC	18	
RMEPRECID	18	
RMEPRECLEN	1C	
RMEPRND	70	
RMEPRSV	27	
RMEPSCH	70	
RMEPSCHID	70	
RMEPSCHLEN	74	
RMEPSND	90	
RMEPTIME	88	
RMEPTMD	13	02
RMEPVFL	10	
RMEPWM8	13	80
RMEPXTMEAVGCNTPA	60	
RMEPXTMEAVGPA	58	
RMEPXTMECUR	50	
RMEPXTMEMAX	40	
RMEPXTMEMAXPA	68	
RMEPXTMEMAXTIME	48	

## RMEX information

### RMEX heading information

<b>Common name:</b>	SYSTEM RESOURCES MANAGER EXTERNAL ENTRY POINT DESCRIPTOR TABLE.
<b>Macro ID:</b>	IRARMEX
<b>DSECT name:</b>	RMEX
<b>Owning component:</b>	SYSTEMS RESOURCE MANAGER (SC1CX)
<b>Eye-catcher ID:</b>	NONE
<b>Storage attributes:</b>	Key: 0 Residency: NUCLEUS (ABOVE 16M LINE)
<b>Size:</b>	160 BYTES @ME26736C
<b>Created by:</b>	ASSEMBLED INTO NUCLEUS MODULE IRARMCNS
<b>Pointed to by:</b>	THE ADDRESS OF THE RMEX IS CONTAINED IN THE -RMCTRMEX- FIELD OF THE SYSTEM RESOURCES MANAGER CONTROL TABLE.
<b>Serialization:</b>	SRM LOCK
<b>Function:</b>	THE RMEX CONTAINS THE ENTRY POINT DESCRIPTORS OF ALL EXTERNALLY ENTERED BRANCH POINTS (ROUTINES WHICH DO NOT RETURN CONTROL) WITHIN THE SYSTEM RESOURCES MANAGER COMPONENT. THE IRACTLCL MACRO KEYS OFF THE RMEX DISPLACEMENTS TO ROUTE CONTROL TO THE REQUESTED BRANCH (I.E. EXTERNAL ENTRY) POINT.

### RMEX mapping

Table 847. Structure RMEX

Offset Dec	Offset Hex	Type	Len	Name (Dim)	Description
0	(0)	STRUCTURE	464	RMEX	
PERFORM SYSEVENT PROCESS @ME26736A					
0	(0)	CHARACTER	128	*	@ME26736A
0	(0)	CHARACTER	16	*	@ME26736A
16	(10)	CHARACTER	112	RMEPB EVT	@ME26736C
16	(10)	ADDRESS	8	RMEXEVT	
16	(10)	UNSIGNED	4	*	
20	(14)	ADDRESS	4	RMEXEVT_31	
Control routine within SRM @ME26736A					
128	(80)	CHARACTER	128	*	@ME26736A
128	(80)	CHARACTER	16	*	@ME26736A
144	(90)	CHARACTER	112	RMEPBCTL	@ME26736C
144	(90)	ADDRESS	8	RMEXCTL	
144	(90)	UNSIGNED	4	*	
148	(94)	ADDRESS	4	RMEXCTL_31	

Table 847. Structure RMEX (continued)

Offset Dec	Offset Hex	Type	Len	Name (Dim)	Description
PERFORM TIMMED PERFORM TIMMED @ME26736A					
256	(100)	CHARACTER	128	*	@ME26736A
256	(100)	CHARACTER	16	*	@ME26736A
272	(110)	CHARACTER	112	RMEPBFIP	@ME26736C
272	(110)	ADDRESS	8	RMEXFIP	
272	(110)	UNSIGNED	4	*	
276	(114)	ADDRESS	4	RMEXFIP_31	
384	(180)	ADDRESS	8	RMEXI01	NORM EXIT FROM SRM PROCESSING
384	(180)	UNSIGNED	4	*	
388	(184)	ADDRESS	4	RMEXI01_31	
392	(188)	ADDRESS	8	RMEXI17	SRM POST ECB ROUTINE
392	(188)	UNSIGNED	4	*	
396	(18C)	ADDRESS	4	RMEXI17_31	
400	(190)	ADDRESS	8	RMEXCET	SRM TIMEREXP PROCESS ENTRY PT
400	(190)	UNSIGNED	4	*	
404	(194)	ADDRESS	4	RMEXCET_31	
408	(198)	ADDRESS	8	RMEXI48	SRM SYSEVENT PROCESS ENTRY PT
408	(198)	UNSIGNED	4	*	
412	(19C)	ADDRESS	4	RMEXI48_31	
416	(1A0)	ADDRESS	8	RMEXRR1	RECOVERY RTNE IF W/O SRM LOCK
416	(1A0)	UNSIGNED	4	*	
420	(1A4)	ADDRESS	4	RMEXRR1_31	
424	(1A8)	ADDRESS	8	RMEXRR2	RECOVERY RTNE IF HAVE SRM LOCK
424	(1A8)	UNSIGNED	4	*	
428	(1AC)	ADDRESS	4	RMEXRR2_31	
432	(1B0)	ADDRESS	8	RMEXXPE	RECOVERY RTNE IF XM-POST FAIL
432	(1B0)	UNSIGNED	4	*	
436	(1B4)	ADDRESS	4	RMEXXPE_31	
440	(1B8)	ADDRESS	8	RMEXSRE	RECOVERY RTNE IF SRM SRB PURG
440	(1B8)	UNSIGNED	4	*	
444	(1BC)	ADDRESS	4	RMEXSRE_31	
448	(1C0)	ADDRESS	8	RMEXPSE	POST SRB PURGE
448	(1C0)	UNSIGNED	4	*	
452	(1C4)	ADDRESS	4	RMEXPSE_31	
456	(1C8)	ADDRESS	8	RMEXPFE	POST FAILURE ROUTINE
456	(1C8)	UNSIGNED	4	*	
460	(1CC)	ADDRESS	4	RMEXPFE_31	
464	(1D0)	CHARACTER	0	RMEXEND	END OF RMEX TABLE END OF THIS BLOCK

Table 848. Cross Reference for RMEX

Name	Offset	Hex Tag
RMEPCTL	90	
RMEPBEVT	10	

Table 848. Cross Reference for RMEX (continued)

Name	Offset	Hex Tag
RMEPBFIP	110	
RMEX	0	
RMEXCET	190	
RMEXCET_31	194	
RMEXCTL	90	
RMEXCTL_31	94	
RMEXEND	1D0	
RMEXEVT	10	
RMEXEVT_31	14	
RMEXFIP	110	
RMEXFIP_31	114	
RMEXI01	180	
RMEXI01_31	184	
RMEXI17	188	
RMEXI17_31	18C	
RMEXI48	198	
RMEXI48_31	19C	
RMEXPFE	1C8	
RMEXPFE_31	1CC	
RMEXPSE	1C0	
RMEXPSE_31	1C4	
RMEXRR1	1A0	
RMEXRR1_31	1A4	
RMEXRR2	1A8	
RMEXRR2_31	1AC	
RMEXSRE	1B8	
RMEXSRE_31	1BC	
RMEXXPE	1B0	
RMEXXPE_31	1B4	

## RMPL information

### RMPL programming interface information

**ONLY** the following fields are part of the programming interface information:

- RMPLASCB
- RMPLASID
- RMPLJST
- RMPLTCBA
- RMPLTERM

- RMPLTYPE

## RMPL heading information

**Common name:** RESOURCE MANAGER PARAMETER LIST

**Macro ID:** IHARMPL

**DSECT name:** RMPL

**Owning component:** RECOVERY TERMINATION MANAGER (SCRTM)

**Eye-catcher ID:** NONE

**Storage attributes:** Subpool: 255  
Key: 0  
Residency: BELOW THE 16M LINE

**Size:** 24 BYTES

**Created by:** IEAVTRT2

**Pointed to by:** REGISTER 1 UPON ENTRY TO A RESOURCE MANAGER.  
THE RMPL CAN ALSO BE FOUND VIA THE RTM2RMPL FIELD OF THE  
RTM2WA DATA AREA.

**Serialization:** NONE

**Function:** THE RESOURCE MANAGER PARAMETER LIST IS THE  
COMMUNICATION AREA BETWEEN TASK/MEMORY TERMINATION  
AND THE USER/SYSTEM DEFINED RESOURCE MANAGERS.

## RMPL mapping

Table 849. Structure RMPL

Offset Dec	Offset Hex	Type	Len	Name(Dim)	Description
0	(0)	STRUCTURE	0	RMPL	, RMPLPTR
0	(0)	X'80'	0	BIT0	"128"
0	(0)	X'40'	0	BIT1	"64"
0	(0)	X'20'	0	BIT2	"32"
0	(0)	X'10'	0	BIT3	"16"
0	(0)	X'8'	0	BIT4	"8"
0	(0)	X'4'	0	BIT5	"4"
0	(0)	X'2'	0	BIT6	"2"
0	(0)	X'1'	0	BIT7	"1"
0	(0)	BITSTRING	1	RMPLFLG1	FLAGS INDICATING TYPE OF TERMINATION
		1... ..		RMPLTYPE	"BIT0" ON, INDICATES ABNORMAL TERMINATION OFF, INDICATES NORMAL TERMINATION
		.1.. ..		RMPLTERM	"BIT1" ON, INDICATES MEMORY TERMINATION OFF, INDICATES TASK TERMINATION
		..1. ....		RMPLRBPP	"BIT2" ON, INDICATES RB RELATED PURGE
		...1 ....		RMPLIPUF	"BIT3" ON, INHIBITING PAGE UNFIXES
		.... 1...		RMPLRCOV	"BIT4" ON, INDICATES TASK RECOVERY PORTION OF RTM2 IS THE CALLER
		.... .1..		RMPLJST	"BIT5" ON, INDICATES THAT TERMINATING TASK IS JOB STEP TCB



Table 849. Structure RMPL (continued)

Offset Dec	Offset Hex	Type	Len	Name(Dim)	Description
		.... ..1.		RMPLWT1M	"BIT6" ON, INDICATES TYPE 1 MSG TABLE ENTRIES ARE TO BE WRITTEN
		.... ...1		RMPLMTC	"BIT7" ON, INDICATES CALL TO RESOURCE MANAGER WAS MADE BY THE MEMORY TERMINATION CONTROLLER-MODULE IEAVTMTC
		.... ...1		RMPLIOPG	"BIT7" ON WHEN RMPLTERM IS OFF INDICATES TO THE CONTENTS RESOURCE MANAGER THAT I/O HAS BEEN PURGED
		.... ...1		RMPLEQPG	"BIT7" ON WHEN RMPLTERM IS OFF INDICATES TO THE GRS RESOURCE MANAGER THAT PENDING ENQS FOR THIS TASK/ASID MUST BE PURGED AS PART OF EARLY RTM2 NON-RETRIABLE ERROR PROCESSING
1	(1)	BITSTRING	1	RMPLFLG2	MORE FLAGS
		1... ....		RMPLUKO	"X'80'" IBM USE ONLY -- USER KEY PROCESSING ONLY
2	(2)	CHARACTER	2	RMPLASID	ASID ASSOCIATED WITH THE TERMINATING TASK OR MEMORY
4	(4)	ADDRESS	4	RMPLASCB	ADDRESS OF ASCB ASSOCIATED WITH TERMINATING TASK OR MEMORY
8	(8)	ADDRESS	4	RMPLTCBA	ADDRESS OF TERMINATING TCB(ZEROES IF MEMORY TERMINATION)
12	(C)	ADDRESS	4	RMPLRBPA	ADDRESS OF TERMINATING RB
16	(10)	ADDRESS	4	RMPLRMWA	ADDRESS OF 64-BYTE RESOURCE MANAGERS WORK AREA
20	(14)	ADDRESS	4	RMPLDCBL	ADDRESS OF DCB LIST USED BY DATA MGR TASK CLOSE ROUTINE FOR RB RELATED PURGES
20	(14)	X'10'	0	RMPLWALN	"16" NUMBER OF FULLWORDS COMPRISING RESOURCE MANAGERS WORK AREA

Table 850. Cross Reference for RMPL

Name	Offset	Hex Tag
BIT0	0	80
BIT1	0	40
BIT2	0	20
BIT3	0	10
BIT4	0	8
BIT5	0	4
BIT6	0	2
BIT7	0	1
RMPL	0	
RMPLASCB	4	
RMPLASID	2	
RMPLDCBL	14	
RMPLEQPG	0	1
RMPLFLG1	0	
RMPLFLG2	1	
RMPLIOPG	0	1

Table 850. Cross Reference for RMPL (continued)

Name	Offset	Hex Tag
RMPLIPUF	0	10
RMPLJST	0	4
RMPLMTC	0	1
RMPLRBPA	C	
RMPLRBPP	0	20
RMPLRCOV	0	8
RMPLRMWA	10	
RMPLTCBA	8	
RMPLTERM	0	40
RMPLTYPE	0	80
RMPLUKO	1	80
RMPLWALN	14	10
RMPLWT1M	0	2

## RNLE information

### RNLE programming interface information

RNLE is a programming interface.

### RNLE heading information

<b>Common name:</b>	RESOURCE NAME LIST ENTRY
<b>Macro ID:</b>	ISGRNLE
<b>DSECT name:</b>	RNLE, RNL_HEADER
<b>Owning component:</b>	GLOBAL RESOURCE SERIALIZATION (SCSDS)
<b>Eye-catcher ID:</b>	N/A Offset: N/A Length: N/A
<b>Storage attributes:</b>	Subpool: 245 Key: 0 Residency: ABOVE THE 16M LINE
<b>Size:</b>	10 BYTES + VARIABLE LENGTH RNAME
<b>Created by:</b>	THE RNLES ARE CREATED BY ISGNRNLP AT SYSTEM INITIALIZATION OR BY ISGCRNLP DURING A DYNAMIC RNL CHANGE.
<b>Pointed to by:</b>	THERE ARE THREE LISTS OF RNLES: GVTSERNL POINTS TO THE FIRST RNLE IN THE SYSTEMS EXCLUSION LIST GVTSIRNL POINTS TO THE FIRST RNLE IN THE SYSTEM INCLUSION LIST GVTRCRNL POINTS TO THE FIRST RNLE IN THE RESERVE CONVERSION LIST

**Serialization:** CHANGES TO THE RNLS ARE SERIALIZED BY THE CMSEQDQ LOCK

**Function:** DEFINES RESOURCES THAT ARE TO BE INCLUDED OR EXCLUDED FROM GLOBAL RESOURCE SERIALIZATION AND ALSO DEFINES RESERVE RESOURCES THAT ARE TO BE CONVERTED TO GLOBAL ENQS

## RNLE mapping

Table 851. Structure RNLE

Offset Dec	Offset Hex	Type	Len	Name(Dim)	Description
0	(0)	STRUCTURE	0	RNLE	RNLE ENTRY
0	(0)	CHARACTER	10	RNLEFXDP(0)	FIXED PORTION OF RNLE
0	(0)	BITSTRING	1	RNLEFLGS	FLAG BYTE
		1... ..		RNLELAST	"X'80'" WHEN 1, THIS IS A DUMMY RNLE INDICATING THE END OF THE LIST
		.1.. ..		RNLEGENR	"X'40'" WHEN 1, GENERIC ENTRY
		..1. ....		RNLEXALL	"X'20'" WHEN 1, GRSRNL=EXCLUDE, INDICATED ON A DUMMY RNLE
		...1 ....		RNLEPATT	"X'10'" WHEN 1, PATTERN ENTRY
		.... 1...		RNLEFR04	"X'08'" RESERVED
		.... .1..		RNLEFR03	"X'04'" RESERVED
		.... ..1.		RNLEFR02	"X'02'" RESERVED
		.... ...1		RNLEFR01	"X'01'" RESERVED
1	(1)	ADDRESS	1	RNLERNML	LENGTH OF RNAME
2	(2)	CHARACTER	8	RNLEQNME	QNAME
10	(A)	CHARACTER	1	RNLERNME(0)	RNAME (VARIABLE LENGTH)

Table 852. Structure RNL\_HEADDR

Offset Dec	Offset Hex	Type	Len	Name(Dim)	Description
0	(0)	STRUCTURE	0	RNL_HEADDR	RNL HEADER 3
0	(0)	CHARACTER	8	RNLTYPE	TYPE OF RNL
8	(8)	SIGNED	4	RNL_LENGTH	LENGTH OF RNL

Table 853. Cross Reference for RNLE

Name	Offset	Hex Tag
RNL_HEADDR	0	
RNL_LENGTH	8	
RNLE	0	
RNLEFLGS	0	
RNLEFR01	0	1
RNLEFR02	0	2
RNLEFR03	0	4
RNLEFR04	0	8
RNLEFXDP	0	
RNLEGENR	0	40

Table 853. Cross Reference for RNLE (continued)

Name	Offset	Hex Tag
RNLELAST	0	80
RNLEPATT	0	10
RNLEQNME	2	
RNLERNME	A	
RNLERNML	1	
RNLEXALL	0	20
RNLTYPE	0	

## RQE information

### RQE heading information

<b>Common name:</b>	RQE - EXCP Request Queue Element
<b>Macro ID:</b>	IECDRQE
<b>DSECT name:</b>	RQE
<b>Owning component:</b>	Execute Channel Program (SC1C6)
<b>Eye-catcher ID:</b>	None
<b>Storage attributes:</b>	Subpool: SP245 Key: 0
<b>Size:</b>	See Assembler Listing
<b>Created by:</b>	- IECVEXSM - PAGEHDR, SMBLKHDR, LGXBLOCK, MEDBLOCK, LGABLOCK
<b>Pointed to by:</b>	RQENRQE in IECDRQE IOSUSE in IECDIOSB RRQFIRST in IECDRRQ RRQLAST in IECDRRQ XFRRCRQE in IECDXFRR XFRRPRQE in IECDXFRR
<b>Serialization:</b>	N/A
<b>Function:</b>	This DSECT describes the control block used within the EXCP processor to define a single request. It contains all the information necessary to initiate and terminate I/O requests within the EXCP processor.

### RQE mapping

Table 854. Structure RQE

Offset Dec	Offset Hex	Type	Len	Name (Dim)	Description
0	(0)	STRUCTURE	0	RQE	
0	(0)	ADDRESS	4	RQEUCB	Address of the Unit Control Block
4	(4)	ADDRESS	4	RQEIOB	Address of the Input-Output Block
8	(8)	ADDRESS	4	RQEDEB	Address of the Data Extent Block

Table 854. Structure RQE (continued)

Offset Dec	Offset Hex	Type	Len	Name(Dim)	Description
12	(C)	ADDRESS	4	RQETCB	ADDRESS of the Task Control Block
16	(10)	BITSTRING	16	RQEVLOWK(0)	Area used by VIO as a work area - valid with RQEVAM bit set
16	(10)	ADDRESS	4	RQETCCW	Address of Translation Control block (TCCW) for EXCP virtual and V=R requests, or zero for EXCPVR requests
20	(14)	ADDRESS	4	RQENRQE	Address of the next RQE on Related Request chain (RRQ)
24	(18)	ADDRESS	4	RQERRQ	Address of Related Request Queue
28	(1C)	ADDRESS	4	RQESRB	Address of SRB/IOSB block
32	(20)	ADDRESS	4	RQEIPIB	Address of Purge IPIB
BIT SETTINGS FOR RQEPRT					
36	(24)	BITSTRING	1	RQEPRT	Protect key from SVC old PSW (BITS 0-3) and flags(4-7)
		1111 ....		RQEPKEY	"X'F0'" Protect key - bits 0-3
		.... 1...		RQEAUTHORIZEDCALLER	"X'08'" Caller is authorized
		.... .1..		RQEZHPPF	"X'04'" . zHPF channel program
		.... ..1.		RQEK0BYP	"X'02'" SAM-E request
		.... ...1		RQEFMT1	"X'01'" Format-1 channel program (copied from IOBEFMT1). Note that for EXCP virtual requests, this represents the format of the input channel program, not the translated channel program, which is always format-1
BIT SETTINGS FOR RQETYPE					
37	(25)	BITSTRING	1	RQETYPE	Request type flags-----
		1... ....		RQE114	"X'80'" . EXCPVR request
		.1.. ....		RQEVIRT	"X'40'" . Virtual EXCP request
		..1. ....		RQE1T01	"X'20'" . Virtual equal real request
		...1 ....		RQEVAM	"X'10'" . VIO RQE request
		.... 1...		RQEE0EE	"X'08'" . End-of-Extent-error, to be purged
		.... .1..		RQEDIE	"X'04'" . EXCP DIE go to PCI appendage
		.... ..11		RQERRTYP	"X'03'" . Related request flags.....
		.... ..11		RQETYP3	"X'03'" . . Related request type 3
		.... ..1.		RQETYP2	"X'02'" . . Related request type 2
		.... ...1		RQETYP1	"X'01'" . . Related request type 1
BIT SETTINGS FOR RQEFLAG2					
38	(26)	BITSTRING	1	RQEFLAG	RQE flag byte-----
		1... ....		RQERETRY	"X'80'" . Retry requested by appendage
		.1.. ....		RQENOPST	"X'40'" . No post requested
		..1. ....		RQENOFRE	"X'20'" . Dont free RQE
		...1 ....		RQEFIXST	"X'10'" . Fix process has been started or completed, unfixing required

Table 854. Structure RQE (continued)

Offset Dec	Offset Hex	Type	Len	Name (Dim)	Description
		.... 1...		RQESTBL	"X'08'" . This request is startable - that is all fixing and translation is done
		.... .1..		RQESRBS	"X'04'" . SRB scheduled for this RQE
		.... ..1.		RQEPURGE	"X'02'" . RQE undergoing purge
		.... ...1		RQEFLR01	"X'01'" . Reserved
BIT SETTINGS FOR RQEFLAG3					
39	(27)	BITSTRING	1	RQEFLAG3	RQEFLAG3 flag byte-----
		1... ....		RQEINIOS	"X'80'" . Request sent to IOS via STARTIO
		.1.. ....		RQEPCDE	"X'40'" . PCI DIE with CE/DE
		..1. ....		RQEXDERP	"X'20'" . DASD ERP is caller of extent check routine
		...1 ....		RQESMFCT	"X'10'" . SMFIOCNT macro invoked
		.... 1...		RQEACDCT	"X'08'" . Indicate to accumulate DCTI
		.... .1..		RQEPSDCT	"X'04'" . Pass DCTI count to SAM-E
		.... ..1.		RQELGBAL	"X'02'" . Indicates that above-the-line large block storage is used
		.... ...1		RQEXCPS	"X'01'" . CPS exit exists
40	(28)	ADDRESS	4	RQEDCTI	Counter used to accumulate DCTI
44	(2C)	ADDRESS	4	RQEIOBE	Address of the caller's IOB extension or zero
48	(30)	ADDRESS	4	RQEUPSW	Contents of RBOPSW containing the caller's address following the EXCP SVC.
52	(34)	ADDRESS	4	RQERQEX	Address of the RQE extension.
52	(34)	X'38'	0	RQENSASZ	"*-RQE" RQE size without the Save area
56	(38)	BITSTRING	72	RQESAVE	Area passed by IECVEXCP as an 18 word savearea
56	(38)	X'38'	0	RQESAV16	"RQESAVE+0,64" 16 word savearea
56	(38)	X'78'	0	RQESEEKA	"RQESAVE+64,8" The seek address passed to the EOE and SIO appendages
56	(38)	X'80'	0	RQEBL	"*-RQE" RQE block length

Table 855. Cross Reference for RQE

Name	Offset	Hex Tag
RQE	0	
RQEACDCT	27	8
RQEAUTHORIZEDCALLER	24	8
RQEBL	38	80
RQEDCTI	28	
RQEDEB	8	
RQEDIE	25	4
RQEE0EE	25	8
RQEFIXST	26	10

Table 855. Cross Reference for RQE (continued)

Name	Offset	Hex Tag
RQEFLAG	26	
RQEFLAG3	27	
RQEFLR01	26	1
RQEFMT1	24	1
RQEINIOS	27	80
RQEIOB	4	
RQEIOBE	2C	
RQEIPIB	20	
RQEK0BYP	24	2
RQELGBAL	27	2
RQENOFRE	26	20
RQENOPST	26	40
RQENRQE	14	
RQENSASZ	34	38
RQEPCEDE	27	40
RQEPKEY	24	F0
RQEPRT	24	
RQEPSDCT	27	4
RQEPURGE	26	2
RQERETRY	26	80
RQERQEX	34	
RQERRQ	18	
RQERRTYP	25	3
RQESAVE	38	
RQESAV16	38	38
RQESEEKA	38	78
RQESMFCT	27	10
RQESRB	1C	
RQESRBS	26	4
RQESTBL	26	8
RQETCB	C	
RQETCCW	10	
RQETYPE	25	
RQETYP1	25	1
RQETYP2	25	2
RQETYP3	25	3
RQEUCB	0	
RQEUPSW	30	
RQEVAM	25	10

Table 855. Cross Reference for RQE (continued)

Name	Offset	Hex Tag
RQEVIOWK	10	
RQEVIRT	25	40
RQEXCPS	27	1
RQEXDERP	27	20
RQEZHPF	24	4
RQE1T01	25	20
RQE114	25	80



---

## Appendix A. Accessibility

Accessible publications for this product are offered through [IBM Documentation for z/OS \(www.ibm.com/docs/en/zos\)](http://www.ibm.com/docs/en/zos).

If you experience difficulty with the accessibility of any z/OS documentation see [How to Send Feedback to IBM](#) to leave documentation feedback.



## Notices

---

This information was developed for products and services that are offered in the USA or elsewhere.

IBM may not offer the products, services, or features discussed in this document in other countries. Consult your local IBM representative for information on the products and services currently available in your area. Any reference to an IBM product, program, or service is not intended to state or imply that only that IBM product, program, or service may be used. Any functionally equivalent product, program, or service that does not infringe any IBM intellectual property right may be used instead. However, it is the user's responsibility to evaluate and verify the operation of any non-IBM product, program, or service.

IBM may have patents or pending patent applications covering subject matter described in this document. The furnishing of this document does not grant you any license to these patents. You can send license inquiries, in writing, to:

*IBM Director of Licensing  
IBM Corporation  
North Castle Drive, MD-NC119  
Armonk, NY 10504-1785  
United States of America*

For license inquiries regarding double-byte character set (DBCS) information, contact the IBM Intellectual Property Department in your country or send inquiries, in writing, to:

*Intellectual Property Licensing  
Legal and Intellectual Property Law  
IBM Japan Ltd.  
19-21, Nihonbashi-Hakozakicho, Chuo-ku  
Tokyo 103-8510, Japan*

**The following paragraph does not apply to the United Kingdom or any other country where such provisions are inconsistent with local law:** INTERNATIONAL BUSINESS MACHINES CORPORATION PROVIDES THIS PUBLICATION "AS IS" WITHOUT WARRANTY OF ANY KIND, EITHER EXPRESS OR IMPLIED, INCLUDING, BUT NOT LIMITED TO, THE IMPLIED WARRANTIES OF NON-INFRINGEMENT, MERCHANTABILITY OR FITNESS FOR A PARTICULAR PURPOSE. Some states do not allow disclaimer of express or implied warranties in certain transactions, therefore, this statement may not apply to you.

This information could include technical inaccuracies or typographical errors. Changes are periodically made to the information herein; these changes will be incorporated in new editions of the publication. IBM may make improvements and/or changes in the product(s) and/or the program(s) described in this publication at any time without notice.

This information could include missing, incorrect, or broken hyperlinks. Hyperlinks are maintained in only the HTML plug-in output for IBM Documentation. Use of hyperlinks in other output formats of this information is at your own risk.

Any references in this information to non-IBM websites are provided for convenience only and do not in any manner serve as an endorsement of those websites. The materials at those websites are not part of the materials for this IBM product and use of those websites is at your own risk.

IBM may use or distribute any of the information you supply in any way it believes appropriate without incurring any obligation to you.

Licensees of this program who wish to have information about it for the purpose of enabling: (i) the exchange of information between independently created programs and other programs (including this one) and (ii) the mutual use of the information which has been exchanged, should contact:

*IBM Corporation  
Site Counsel  
2455 South Road*

Poughkeepsie, NY 12601-5400  
USA

Such information may be available, subject to appropriate terms and conditions, including in some cases, payment of a fee.

The licensed program described in this document and all licensed material available for it are provided by IBM under terms of the IBM Customer Agreement, IBM International Program License Agreement or any equivalent agreement between us.

Any performance data contained herein was determined in a controlled environment. Therefore, the results obtained in other operating environments may vary significantly. Some measurements may have been made on development-level systems and there is no guarantee that these measurements will be the same on generally available systems. Furthermore, some measurements may have been estimated through extrapolation. Actual results may vary. Users of this document should verify the applicable data for their specific environment.

Information concerning non-IBM products was obtained from the suppliers of those products, their published announcements or other publicly available sources. IBM has not tested those products and cannot confirm the accuracy of performance, compatibility or any other claims related to non-IBM products. Questions on the capabilities of non-IBM products should be addressed to the suppliers of those products.

All statements regarding IBM's future direction or intent are subject to change or withdrawal without notice, and represent goals and objectives only.

This information contains examples of data and reports used in daily business operations. To illustrate them as completely as possible, the examples include the names of individuals, companies, brands, and products. All of these names are fictitious and any similarity to the names and addresses used by an actual business enterprise is entirely coincidental.

#### COPYRIGHT LICENSE:

This information contains sample application programs in source language, which illustrate programming techniques on various operating platforms. You may copy, modify, and distribute these sample programs in any form without payment to IBM, for the purposes of developing, using, marketing or distributing application programs conforming to the application programming interface for the operating platform for which the sample programs are written. These examples have not been thoroughly tested under all conditions. IBM, therefore, cannot guarantee or imply reliability, serviceability, or function of these programs. The sample programs are provided "AS IS", without warranty of any kind. IBM shall not be liable for any damages arising out of your use of the sample programs.

## Terms and conditions for product documentation

---

Permissions for the use of these publications are granted subject to the following terms and conditions.

### **Applicability**

These terms and conditions are in addition to any terms of use for the IBM website.

### **Personal use**

You may reproduce these publications for your personal, noncommercial use provided that all proprietary notices are preserved. You may not distribute, display or make derivative work of these publications, or any portion thereof, without the express consent of IBM.

### **Commercial use**

You may reproduce, distribute and display these publications solely within your enterprise provided that all proprietary notices are preserved. You may not make derivative works of these publications, or

reproduce, distribute or display these publications or any portion thereof outside your enterprise, without the express consent of IBM.

## **Rights**

Except as expressly granted in this permission, no other permissions, licenses or rights are granted, either express or implied, to the publications or any information, data, software or other intellectual property contained therein.

IBM reserves the right to withdraw the permissions granted herein whenever, in its discretion, the use of the publications is detrimental to its interest or, as determined by IBM, the above instructions are not being properly followed.

You may not download, export or re-export this information except in full compliance with all applicable laws and regulations, including all United States export laws and regulations.

IBM MAKES NO GUARANTEE ABOUT THE CONTENT OF THESE PUBLICATIONS. THE PUBLICATIONS ARE PROVIDED "AS-IS" AND WITHOUT WARRANTY OF ANY KIND, EITHER EXPRESSED OR IMPLIED, INCLUDING BUT NOT LIMITED TO IMPLIED WARRANTIES OF MERCHANTABILITY, NON-INFRINGEMENT, AND FITNESS FOR A PARTICULAR PURPOSE.

## **IBM Online Privacy Statement**

---

IBM Software products, including software as a service solutions, ("Software Offerings") may use cookies or other technologies to collect product usage information, to help improve the end user experience, to tailor interactions with the end user, or for other purposes. In many cases no personally identifiable information is collected by the Software Offerings. Some of our Software Offerings can help enable you to collect personally identifiable information. If this Software Offering uses cookies to collect personally identifiable information, specific information about this offering's use of cookies is set forth below.

Depending upon the configurations deployed, this Software Offering may use session cookies that collect each user's name, email address, phone number, or other personally identifiable information for purposes of enhanced user usability and single sign-on configuration. These cookies can be disabled, but disabling them will also eliminate the functionality they enable.

If the configurations deployed for this Software Offering provide you as customer the ability to collect personally identifiable information from end users via cookies and other technologies, you should seek your own legal advice about any laws applicable to such data collection, including any requirements for notice and consent.

For more information about the use of various technologies, including cookies, for these purposes, see IBM's Privacy Policy at [ibm.com/privacy](http://ibm.com/privacy) and IBM's Online Privacy Statement at [ibm.com/privacy/details](http://ibm.com/privacy/details) in the section entitled "Cookies, Web Beacons and Other Technologies," and the "IBM Software Products and Software-as-a-Service Privacy Statement" at [ibm.com/software/info/product-privacy](http://ibm.com/software/info/product-privacy).

## **Policy for unsupported hardware**

---

Various z/OS elements, such as DFSMSdfp, JES2, and MVS, contain code that supports specific hardware servers or devices. In some cases, this device-related element support remains in the product even after the hardware devices pass their announced End of Service date. z/OS may continue to service element code; however, it will not provide service related to unsupported hardware devices. Software problems related to these devices will not be accepted for service, and current service activity will cease if a problem is determined to be associated with out-of-support devices. In such cases, fixes will not be issued.

## **Minimum supported hardware**

---

The minimum supported hardware for z/OS releases identified in z/OS announcements can subsequently change when service for particular servers or devices is withdrawn. Likewise, the levels of other software products supported on a particular release of z/OS are subject to the service support lifecycle of those

products. Therefore, z/OS and its product publications (for example, panels, samples, messages, and product documentation) can include references to hardware and software that is no longer supported.

- For information about software support lifecycle, see: [IBM Lifecycle Support for z/OS \(www.ibm.com/software/support/systemsz/lifecycle\)](http://www.ibm.com/software/support/systemsz/lifecycle)
- For information about currently-supported IBM hardware, contact your IBM representative.

## Trademarks

---

IBM, the IBM logo, and ibm.com are trademarks or registered trademarks of International Business Machines Corp., registered in many jurisdictions worldwide. Other product and service names might be trademarks of IBM or other companies. A current list of IBM trademarks is available on the Web at [Copyright and Trademark information \(www.ibm.com/legal/copytrade.shtml\)](http://www.ibm.com/legal/copytrade.shtml).

Microsoft, Windows, Windows NT, and the Windows logo are trademarks of Microsoft Corporation in the United States, other countries, or both.

Java™ and all Java-based trademarks and logos are trademarks or registered trademarks of Oracle and/or its affiliates.

The registered trademark Linux® is used pursuant to a sublicense from the Linux Foundation, the exclusive licensee of Linus Torvalds, owner of the mark on a worldwide basis.

UNIX is a registered trademark of The Open Group in the United States and other countries.

---

# Index

## A

accessibility  
    contact IBM [1731](#)  
assistive technologies [1731](#)

## C

contact  
    z/OS [1731](#)

## K

keyboard  
    navigation [1731](#)  
    PF keys [1731](#)  
    shortcut keys [1731](#)

## N

navigation  
    keyboard [1731](#)

## S

shortcut keys [1731](#)

## T

trademarks [1736](#)

## U

user interface  
    ISPF [1731](#)  
    TSO/E [1731](#)









Product Number: 5655-ZOS

GA32-0937-70

