

z/OS Communications Server  
3.2

*ACF/TAP Trace Analysis Handbook*



**Note:**

Before using this information and the product it supports, be sure to read the general information under [“Notices” on page 247](#).

This edition applies to 3.1 of z/OS® (5655-ZOS), and to subsequent releases and modifications until otherwise indicated in new editions.

Last updated: 2025-09-20

© **Copyright International Business Machines Corporation 2000, 2025.**

US Government Users Restricted Rights – Use, duplication or disclosure restricted by GSA ADP Schedule Contract with IBM Corp.

---

# Contents

<b>Figures.....</b>	<b>vii</b>
<b>Tables.....</b>	<b>xi</b>
<b>About this document.....</b>	<b>xiii</b>
Who should read this document.....	xiii
How this document is organized.....	xiii
How to use this document.....	xiii
How to provide feedback to IBM.....	xiv
Conventions and terminology that are used in this information.....	xiv
How to read a syntax diagram.....	xvi
Prerequisite and related information.....	xviii
<b>Summary of changes.....</b>	<b>xxiii</b>
Summary of changes for z/OS 3.2.....	xxiii
Changes made in z/OS Communications Server 3.1.....	xxiii
<b>Chapter 1. ACF/TAP and trace data.....</b>	<b>1</b>
Trace facilities.....	1
Trace data processed by ACF/TAP.....	1
Traces not processed by ACF/TAP.....	2
How ACF/TAP supports GPT data.....	2
Trace data references and output reports.....	3
NCP-collected line trace data on duplex lines.....	4
Trace data and control parameters.....	5
Gathering trace data information.....	5
<b>Chapter 2. Gathering host-collected trace data.....</b>	<b>7</b>
NCP line traces.....	7
CSS line trace.....	8
NTRI line trace and NTRI IOH trace.....	9
Running the NCP line traces.....	10
NCP transmission group trace.....	11
Running the NCP transmission group trace.....	11
NCP generalized PIU trace.....	12
Running generalized path information unit trace.....	13
VTAM buffer contents trace.....	13
Buffer save on PIUs that are out of sequence.....	13
Buffer lease verification.....	13
Buffer trace capture of NMVTs.....	13
Running the VTAM buffer contents trace.....	14
Scanner interface trace.....	14
TIC internal trace.....	14
CSS adapter trace.....	15
Running the SIT, TIC internal trace, and CSS adapter trace.....	16
<b>Chapter 3. Starting and running ACF/TAP.....</b>	<b>17</b>
ACF/TAP commands.....	17
Running ACF/TAP.....	17

Entering commands and parameters.....	19
<b>Chapter 4. ACF/TAP parameters.....</b>	<b>21</b>
Parameter conventions.....	21
Output report parameters.....	21
Output report format.....	21
CSS adapter trace report (CAPRT).....	22
CSS line trace report (CSPRT).....	23
Frame-relay logical line trace summary report (FRPRT).....	23
GPT index report (IXPRT).....	23
GPT summary report (GSPRT).....	24
LAN line trace report (NTPRT).....	24
Line trace detail report (LDPRT).....	25
Line trace summary report (LSPRT).....	25
LUNAME cross-reference report (LUPRT).....	26
Network data traffic report (DTPRT).....	26
Network error report (NEPRT).....	27
SNA detail report (SDPRT).....	27
SNA summary report (SSPRT).....	27
Summary report parameters (SYSPRINT/SYSLST).....	28
VTAM internal trace report (VTPRT).....	29
X.25 line trace report (NPPRT).....	30
ACF/TAP control parameters.....	30
3746 Model 900 parameters.....	31
B-channel resource.....	34
CHARCODE parameter.....	34
CSATYPE parameter.....	35
DLCI parameter.....	40
INDEX parameter.....	41
INPUT parameter.....	41
LCN parameter.....	43
LINECNT parameter.....	43
LLN parameter.....	43
LOGADDR parameter.....	44
LONGPIU parameter.....	44
NCPNAME parameter.....	45
Node parameters.....	45
RRSUP parameter.....	48
S/EDATE and S/ETIME parameters.....	49
SOURCE parameter.....	51
START and END parameters.....	51
TIMEOUT parameter.....	52
TOSUP parameter.....	52
VIEW parameter.....	53
VIT parameters.....	53
WRAP parameter.....	54
<b>Appendix A. Messages.....</b>	<b>57</b>
<b>Appendix B. ACF/TAP sample reports.....</b>	<b>167</b>
Reporting ACF/TAP data using record numbers.....	167
CSS adapter trace reports.....	168
Communications line adapter PIU data sample report.....	173
CSS adapter with ECB flag sample report.....	175
ESCON data, CSS adapter trace sample report.....	175
Frame-relay data, CSS adapter trace sample report.....	177
ISDN data, CSS adapter trace sample report.....	178

Token-ring data, CSS adapter trace sample report.....	179
CSS line trace report.....	179
CSS line trace sample report.....	181
Frame-relay logical line trace summary report.....	181
Frame-relay logical line trace summary sample report.....	183
GPT index report.....	183
GPT index sample report.....	185
GPT summary report.....	185
GPT summary sample report.....	187
LAN line trace reports.....	187
ESS data, LAN line trace sample report.....	189
Frame-relay over token-ring data, LAN line trace sample report.....	190
NTRI logical data, LAN line trace sample report.....	190
NTRI physical and IP data, LAN line trace sample report.....	191
Token-ring with BNN HPR data, LAN line trace sample report.....	191
Line trace detail reports.....	192
ESS line trace, line trace detail sample report.....	196
Frame-relay logical data, line trace detail sample report.....	197
Frame-relay physical data, line trace detail sample report.....	198
Frame-relay physical with BNN data, line trace detail sample report.....	198
Frame-relay physical with BNN HPR data, line trace detail sample report.....	199
Frame-relay over token-ring data, line trace detail sample report.....	200
IP data, line trace detail sample report.....	200
IP over frame-relay data, line trace detail sample report.....	201
NCP line trace data, line trace detail sample report .....	202
NTRI line trace data, line trace detail sample report.....	203
Token-ring with BNN HPR data, line trace sample report.....	203
X.25 data, line trace detail sample report.....	204
Line trace summary reports.....	204
CSP data, line trace summary sample report.....	206
ESS line data, line trace summary sample report.....	206
Frame-relay physical data, line trace summary sample report.....	207
Frame-relay physical with BNN HPR data, line trace summary sample report.....	208
X.25 data, line trace summary sample report.....	208
LUNAME network address cross-reference report.....	209
LUNAME network address cross-reference sample report.....	210
Network data traffic report.....	210
VTAM full buffer trace data (LONGPIU=YES), network data traffic sample report.....	211
Network error report.....	212
Network error report sample.....	212
SNA detail reports.....	212
Communications line adapter PIU data SNA detail sample report.....	214
Frame-relay data, SNA detail sample report.....	215
Frame-relay with BNN HPR data, SNA detail sample report.....	216
FMH5, SNA detail sample report.....	216
NTO data, SNA detail sample report.....	216
SDLC with BNN HPR data, SNA detail sample report.....	217
Token-ring with BNN HPR data, SNA detail sample report.....	218
VTAM buffer trace data (alternate), SNA detail sample report.....	218
VTAM full buffer trace data (LONGPIU=YES), SNA detail sample report.....	220
SNA summary reports.....	220
Frame-relay data, SNA summary sample report.....	227
Frame-relay with BNN HPR data, SNA summary sample report.....	227
NCP line trace data, SNA summary sample report.....	228
NTO data sample report.....	228
SDLC with BNN HPR data sample report.....	229
TG trace data, SNA summary sample report.....	229
Token-ring with BNN HPR data, SNA summary sample report.....	230

VTAM buffer data (alternate), SNA summary sample report.....	230
SYSPRINT reports.....	231
ESS data, SYSPRINT sample report.....	234
Frame-relay data, SYSPRINT sample report.....	235
IBM 3710 cluster controller, SYSPRINT sample report.....	236
NRF data, SYSPRINT sample report.....	236
TIC data, SYSPRINT sample report.....	237
VTAM buffer trace data (alternate), SYSPRINT sample report.....	238
VTAM buffer trace confidential data, SYSPRINT sample report.....	239
VTAM buffer, SYSPRINT sample report.....	239
VTAM network full buffer trace data, SYSPRINT sample report.....	241
X.25 data, SYSPRINT sample report.....	242
VTAM internal trace report.....	242
X.25 line trace report.....	243
<b>Appendix C. Accessibility.....</b>	<b>245</b>
<b>Notices.....</b>	<b>247</b>
Terms and conditions for product documentation.....	248
IBM Online Privacy Statement.....	249
Policy for unsupported hardware.....	249
Minimum supported hardware.....	249
Policy for unsupported hardware.....	250
Trademarks.....	250
<b>Bibliography.....</b>	<b>251</b>
<b>Index.....</b>	<b>255</b>

---

# Figures

1. Trace data to output report reference.....	4
2. Trace data type to control parameter reference.....	5
3. Relationship of the CSS line trace to NCP and to the 3746 Model 900 hardware.....	9
4. Relationship of the CSS adapter trace to NCP and to the 3746 Model 900 hardware.....	16
5. Sample ACF/TAP procedure.....	18
6. ACF/TAP method for numbering trace file input data.....	168
7. Communications line adapter PIU data sample report.....	174
8. CSS adapter with ECB flag, sample report.....	175
9. ESCON data, CSS adapter trace sample report.....	176
10. Frame-relay data, CSS adapter trace sample report.....	177
11. ISDN data, CSS adapter trace sample report.....	178
12. Token-ring data, CSS adapter trace sample report.....	179
13. CSS line trace sample report.....	181
14. Frame-relay logical line trace summary sample report.....	183
15. GPT index sample report.....	185
16. GPT summary sample report.....	187
17. ESS data, LAN line trace sample report.....	189
18. Frame-relay over token-ring data, LAN line trace sample report.....	190
19. NTRI logical data, LAN line trace sample report.....	190
20. NTRI physical and IP data, LAN line trace sample report.....	191
21. Token-ring with BNN HPR data, LAN line trace sample report.....	191
22. ESS line trace, line trace detail sample report.....	196
23. Frame-relay logical data, line trace detail sample report.....	197

24. Frame-relay physical data, line trace detail sample report.....	198
25. Frame-relay physical with BNN data, line trace detail sample report.....	198
26. Frame-relay physical with BNN HPR data, line trace detail sample report.....	199
27. Frame-relay over token-ring data, line trace detail sample report.....	200
28. IP data, line trace detail sample report.....	200
29. IP over frame-relay data, line trace detail sample report.....	201
30. NCP line trace data, line trace detail sample report .....	202
31. NTRI line trace data, line trace detail sample report.....	203
32. Token-ring with BNN HPR data, line trace sample report.....	203
33. X.25 data, line trace detail sample report.....	204
34. CSP data, line trace summary sample report.....	206
35. ESS line data, line trace summary sample report.....	206
36. Frame-relay physical data, line trace summary sample report.....	207
37. Frame-relay physical with BNN HPR data, line trace summary sample report.....	208
38. X.25 data, line trace summary sample report.....	208
39. LUNAME network address cross-reference sample report.....	210
40. VTAM full buffer trace data (LONGPIU=YES), network data traffic sample report.....	211
41. Network error report sample.....	212
42. Communications line adapter PIU data SNA detail sample report.....	215
43. Frame-relay data, SNA detail sample report.....	215
44. Frame-relay with BNN HPR data, SNA detail sample report.....	216
45. FMH5, SNA detail sample report.....	216
46. NTO data, SNA detail sample report.....	217
47. SDLC with BNN HPR data, SNA detail sample report.....	217
48. Token-ring with BNN HPR data, SNA detail sample report.....	218



49. VTAM buffer trace data (alternate), SNA detail sample report.....	219
50. VTAM full buffer trace data (LONGPIU=YES), SNA detail sample report.....	220
51. Frame-relay data, SNA summary sample report.....	227
52. Frame-relay with BNN HPR data, SNA summary sample report.....	227
53. NCP line trace data, SNA summary sample report.....	228
54. NTO data sample report.....	228
55. SDLC with BNN HPR data sample report.....	229
56. TG trace data, SNA summary sample report.....	229
57. Token-ring with BNN HPR data, SNA summary sample report.....	230
58. VTAM buffer data (alternate), SNA summary sample report.....	230
59. SUMMARY parameter illustration.....	232
60. ESS data, SYSPRINT sample report.....	234
61. Frame-relay data, SYSPRINT sample report.....	235
62. IBM 3710 cluster controller, SYSPRINT sample report.....	236
63. NRF data, SYSPRINT sample report.....	236
64. TIC data, SYSPRINT sample report.....	237
65. VTAM buffer trace data (alternate), SYSPRINT sample report.....	238
66. VTAM buffer trace confidential data, SYSPRINT sample report.....	239
67. VTAM buffer, SYSPRINT sample report.....	240
68. VTAM network full buffer trace data, SYSPRINT sample report.....	241
69. X.25 data, SYSPRINT sample report.....	242
70. VTAM internal trace sample report.....	243
71. X.25 line trace sample report.....	244



---

# Tables

1. Trace type and trace data description.....	1
2. Byte trace limitations.....	8
3. Number of bytes recorded for each PIU.....	11
4. Number of bytes recorded by GPT for each resource.....	12
5. ACF/TAP Control parameter functions.....	30
6. Trace types and corresponding node names.....	46
7. Supported trace types and selected nodes.....	47
8. Methods of using the date and time parameters to select trace data.....	50
9. Methods of using the date and time parameters to select trace data without SDATE and EDATE.....	50
10. Methods of using the date and time parameters to select trace data without STIME and ETIME .....	51
11. Contents of the GTF header portion of GTF trace records.....	126
12. Contents of the DOS/VTAM trace block header.....	127
13. DSJ203I variables and meanings.....	128
14. DSJ204I variables and meanings.....	129
15. PIU trace entry message text meanings.....	130
16. GPT status byte meanings.....	130
17. DSJ207I message text variable field meaning.....	131
18. GTF record header variable fields text meaning.....	131
19. 3746 Model 950 trace header variable fields text meaning.....	132
20. 3746 Model 950 trace header variable fields text meaning.....	133
21. 3746 Model 950 trace header variable fields text meaning.....	133
22. 3746 Model 950 trace header variable fields text meaning.....	134
23. 3746 Model 950 trace header variable fields text meaning.....	134

24. Report description for CSS adapter trace reports.....	168
25. Report description legend for CSS line trace reports.....	179
26. Report description legend for frame-relay logical line trace summary reports.....	182
27. GPT index report .....	183
28. GPT summary report.....	185
29. LAN line trace report.....	187
30. Line trace detail report.....	192
31. Line trace summary report.....	204
32. LUNAME network address cross-reference report.....	209
33. Network data traffic report description.....	211
34. Network error report description.....	212
35. SNA detail report description.....	213
36. SNA summary report description.....	221
37. SUMMARY values and results.....	231
38. SYSPRINT report description.....	232
39. VTAM internal trace report description.....	242
40. X.25 line trace report description.....	243

## About this document

---

Use the Advanced Communications Function/Trace Analysis Program (ACF/TAP) service aid to produce reports for analyzing the trace data information. The information in this document helps in gathering the trace data collected and stored in the host processor.

The information in this document supports both IPv6 and IPv4. Unless explicitly noted, information describes IPv4 networking protocol. IPv6 support is qualified within the text.

## Who should read this document

---

This book is for programmers and program support personnel who are responsible for isolating, diagnosing, and debugging the network control program (NCP) and z/OS Communications Server.

## How this document is organized

---

This document contains the following topics:

- Chapter 1, “ACF/TAP and trace data,” on page 1 gives a brief overview of ACF/TAP and the trace data it supports and processes.
- Chapter 2, “Gathering host-collected trace data,” on page 7 describes how to obtain the trace data to diagnose network problems.
- Chapter 3, “Starting and running ACF/TAP,” on page 17 describes the commands and procedures to start and run ACF/TAP.
- Chapter 4, “ACF/TAP parameters,” on page 21 describes the ACF/TAP output report and control parameters.
- Appendix A, “Messages,” on page 57 contains ACF/TAP messages.
- Appendix B, “ACF/TAP sample reports,” on page 167 provides a quick reference for the ACF/TAP report samples.
- Appendix C, “Accessibility,” on page 245 describes accessibility features to help users with physical disabilities.
- “Notices” on page 247 contains notices and trademarks that are used in this information.
- “Bibliography” on page 251 contains descriptions of the information in the z/OS Communications Server library.

## How to use this document

---

For information about other types of traces and service aids, see z/OS Communications Server: SNA Diagnosis Vol 1, Techniques and Procedures and z/OS Communications Server: SNA Diagnosis Vol 2, FFST Dumps and the VIT. For additional help, contact the IBM® Support Center.

The following terms are used in this book:

### **Port and Channel with LPDA**

In discussions concerning link problem determination aid (LPDA) for multiport and data multiplex mode (DMPX) modems, the terms port and channel are synonymous. Although port is the more commonly used term, channel might be used in sections describing LPDA.

### **IBM Special Products or User-Written Code**

This phrase refers to IBM special products such as Network Terminal Option (NTO), Network Routing Facility (NRF), X.25 NCP Packet Switching Interface (NPSI), or user-written code.

### **IBM 3745 Communication Controller Model Numbers**

The term IBM 3745 Communication Controller refers to all IBM 3745 models. When particular models are discussed, the appropriate model numbers are specified. Model numbers include, the following:

- IBM 3745-130
- 3745-150
- 3745-160
- 3745-170
- 3745-17A
- 3745-210
- 3745-21A
- 3745-310
- 3745-31A
- 3745-410
- 3745-41A
- 3745-610
- 3745-61A.

### **CSS, 37CS, and 3746 Model 900**

The terms connectivity subsystem (CSS) and 37CS refer to the 3746 Model 900 connectivity subsystem. This is an expansion frame that extends the connectivity and enhances the performance of the IBM 3745 Communication Controller.

### **Token Ring**

NCP can connect to an IBM Token-Ring Network using the NCP/Token-Ring interconnection (NTRI) or the 3746 Model 900 connectivity subsystem attachment. This document uses the term token ring to refer to either type of connection.

### **Frame Relay**

To support frame-relay networks, NCP can use a transmission subsystem (TSS) or high performance transmission subsystem (HPTSS) adapter on the 3745, or NCP can use a communication line processor (CLP) adapter on the 3746 Model 900 connectivity subsystem. Unless otherwise stated, this document uses the term frame relay to refer to a 3745 or a 3746 Model 900.

### **Integrated Services Digital Network (ISDN)**

Integrated services digital network (ISDN) is a digital end-to-end telecommunication network that supports multiple services including, but not limited to, voice and data. ISDNs are used in public and private network architectures. Starting with NCP V7R5, the 3746 Model 900 connectivity subsystem (CSS) supports an interface into existing ISDN environments for SNA sessions routed through the CSS.

## **How to provide feedback to IBM**

We welcome any feedback that you have, including comments on the clarity, accuracy, or completeness of the information. See, [How to send feedback to IBM](#) for additional information.

## **Conventions and terminology that are used in this information**

---

Commands in this information that can be used in both TSO and z/OS UNIX environments use the following conventions:

- When describing how to use the command in a TSO environment, the command is presented in uppercase (for example, NETSTAT).
- When describing how to use the command in a z/OS UNIX environment, the command is presented in bold lowercase (for example, **netstat**).
- When referring to the command in a general way in text, the command is presented with an initial capital letter (for example, Netstat).

All the exit routines described in this information are *installation-wide exit routines*. The installation-wide exit routines also called installation-wide exits, exit routines, and exits throughout this information.

The TPF logon manager, although included with VTAM®, is an application program; therefore, the logon manager is documented separately from VTAM.

Samples used in this information might not be updated for each release. Evaluate a sample carefully before applying it to your system.

z/OS no longer supports mounting HFS data sets (The POSIX style file system). Instead, a z/OS File System (zFS) can be implemented. The term hierarchical file system, abbreviated as HFS, is defined as a data structure that has a hierarchical nature with directories and files. References to hierarchical file systems or HFS might still be in use in z/OS Communications Server publications.

### **Network Express and Open Systems Adapter-Express (OSA-Express) terminology:**

- The Network Express feature is introduced with the IBM z17 processor family. The Network Express feature is the next generation of Open Systems Adapter (OSA) technology. The term OSA (Open Systems Adapter) is carried forward with Network Express. The IBM z17 processor supports both the Network Express and the OSA-Express7S features. In this information, when a general reference is made to OSA that applies to all these features, then the term OSA is used, and the acronym will appear in italics. This formatting style and guideline for usage for the term OSA is used throughout this document. When a distinction is necessary, then the specific feature name is used such as the Network Express feature
- The Network Express feature is defined as channel (CHPID) type OSH (Open System Adapter for Hybrid networks) that might operate in either 10 GbE or 25 GbE link speed. When this term is used in this information, the processing being described applies to either link speed. If processing is applicable to only one link speed, the full terminology, for instance, IBM 25 GbE Network Express will be used.
- Network Express is defined with new system architecture called Enhanced Queued Direct I/O (EQDIO). In this information there are many references to QDIO or OSA/QDIO. When the reference applies to both QDIO and EQDIO the reference just indicates OSA. When the reference is specific to the QDIO or EQDIO architecture, then the specific architecture is referenced, for example, OSA/QDIO or OSA/EQDIO. Some OSA references also use or include the channel type for OSA such as OSD (QDIO). When the reference applies to both features, then the term OSA is used. When a distinction is necessary then the specific channel or architecture type is used, OSD/QDIO or OSH/EQDIO.

### **Shared Memory Communications over Remote Direct Memory Access (SMC-R) terminology**

- *RoCE*, which is a generic term representing IBM® 10 GbE RoCE Express, IBM 10 GbE RoCE Express2, IBM 25 GbE RoCE Express2, IBM 10 GbE RoCE Express3, IBM 25 GbE RoCE Express3, IBM 10 GbE Network Express and IBM 25 GbE Network Express feature capabilities. When this term is used in this information, the processing being described applies to all of these features. If processing is applicable to only one feature, the full terminology, for instance, Network Express will be used.
- RoCE Express2, which is a generic term representing an IBM RoCE Express2 feature that might operate in either 10 GbE or 25 GbE link speed. When this term is used in this information, the processing being described applies to either link speed. If processing applies to only one link speed, the full terminology, for instance, IBM 25 GbE RoCE Express2 will be used.
- RoCE Express3, which is a generic term representing an IBM RoCE Express3 feature that might operate in either 10 GbE or 25 GbE link speed. When this term is used in this information, the processing being described applies to either link speed. If processing applies to only one link speed, the full terminology, for instance, IBM 25 GbE RoCE Express3 will be used.
- Network Express, which is a generic term representing an Network Express feature that might operate in either 10 GbE or 25 GbE link speed. When this term is used in this information, the processing being described applies to either link speed. If processing is applicable to only one link speed, the full terminology, for instance, IBM 25 GbE Network Express will be used. When configured with a CHPID type of NETH, the Network Express feature may operate as an RDMA network interface card.
- RDMA network interface card (RNIC), which is used to refer to the IBM 10 GbE RoCE Express, IBM 10 GbE RoCE Express2, IBM 25 GbE RoCE Express2, IBM 10 GbE RoCE Express3, or IBM 25 GbE RoCE Express3, IBM 10 GbE Network Express or IBM 25 GbE Network Express feature.
- Shared RoCE environment, which means that the *RoCE* feature can be used concurrently, or shared, by multiple operating system instances. The feature is considered to operate in a shared RoCE environment even if you use it with a single operating system instance.

## Clarification of notes

Information traditionally qualified as Notes is further qualified as follows:

### Attention

Indicate the possibility of damage

### Guideline

Customary way to perform a procedure

### Note

Supplemental detail

### Rule

Something you must do; limitations on your actions

### Restriction

Indicates certain conditions are not supported; limitations on a product or facility

### Requirement

Dependencies, prerequisites

### Result

Indicates the outcome

### Tip

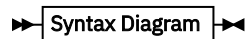
Offers shortcuts or alternative ways of performing an action; a hint

## How to read a syntax diagram

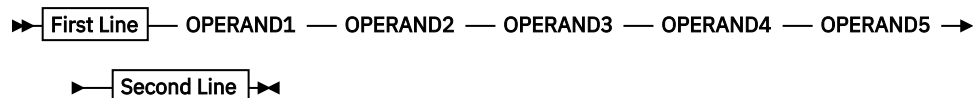
---

This section describes how to read the syntax diagrams used in this book.

- Read the diagrams from left-to-right, top-to-bottom, following the main path line. Each diagram begins on the left with double arrowheads (➤➤) and ends on the right with two arrowheads facing each other (➤➤).



- If a diagram is longer than one line, the first line ends with a single arrowhead (➤) and the second line begins with a single arrowhead (➤).



- Required operands and values appear on the main path line.



You must code required operands and values.

If there is more than one mutually exclusive required operand or value to choose from, they are stacked vertically in alphanumeric order.



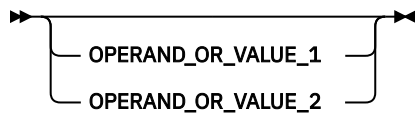
- Optional operands and values appear below the main path line.



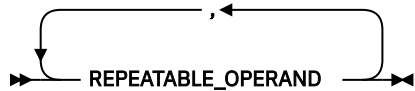
You can choose not to code optional operands and values.

If there is more than one mutually exclusive optional operand or value to choose from, they are stacked vertically in alphanumeric order below the main path line.

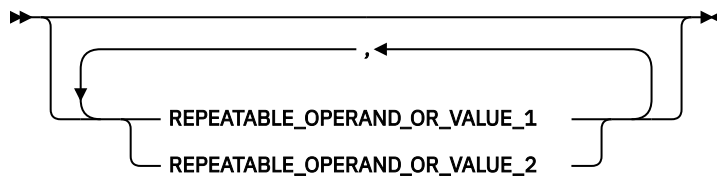




- An arrow returning to the left above an operand or value on the main path line means that the operand or value can be repeated. The comma means that each operand or value must be separated from the next by a comma.



- An arrow returning to the left above a group of operands or values means more than one can be selected, or a single one can be repeated.



- A word in all uppercase is an operand or value you must spell exactly as shown. In this example, you must code **OPERAND**.

**Note:** VTAM and IP commands are not case sensitive. You can code them in uppercase or lowercase. If the operand is shown in both uppercase and lowercase, the uppercase portion is the abbreviation (for example, OPERand).

➤ **OPERAND** ➤

If an operand or value can be abbreviated, the abbreviation is described in the text associated with the syntax diagram.

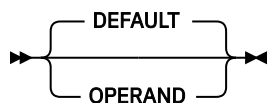
- If a diagram shows a character that is not alphanumeric (such as parentheses, periods, commas, and equal signs), you must code the character as part of the syntax. In this example, you must code **OPERAND=(001,0.001)**.

➤ **OPERAND** — = — ( — 001 — , — 0.001 — ) ➤

- If a diagram shows a blank space, you must code the blank space as part of the syntax. In this example, you must code **OPERAND=(001 FIXED)**.

➤ **OPERAND** — = — ( — 001 — — FIXED — ) ➤

- Default operands and values appear above the main path line. VTAM uses the default if you omit the operand entirely.



- A word in all lowercase italics is a *variable*. Where you see a variable in the syntax, you must replace it with one of its allowable names or values, as defined in the text.

➤ *variable* ➤

- References to syntax notes appear as numbers enclosed in parentheses above the line. Do not code the parentheses or the number.

➤ **OPERAND** — <sup>1</sup> ➤

Notes:

<sup>1</sup> An example of a syntax note.

- Some diagrams contain *syntax fragments*, which serve to break up diagrams that are too long, too complex, or too repetitious. Syntax fragment names are in mixed case and are shown in the diagram and in the heading of the fragment. The fragment is placed below the main diagram.

►► **Reference to Syntax Fragment** ◄◄

### Syntax Fragment

►► 1ST\_OPERAND — , — 2ND\_OPERAND — , — 3RD\_OPERAND ◄◄

## Prerequisite and related information

z/OS Communications Server function is described in the z/OS Communications Server library. Descriptions of those documents are listed in [“Bibliography” on page 251](#), in the back of this document.

### Required information

Before using this product, you should be familiar with TCP/IP, VTAM, MVS, and UNIX System Services.

### Softcopy information

Softcopy publications are available in the following collection.

Titles	Description
<i>IBM Z Redbooks</i>	The IBM Z <sup>®</sup> subject areas range from e-business application development and enablement to hardware, networking, Linux <sup>®</sup> , solutions, security, parallel sysplex, and many others. For more information about the Redbooks <sup>®</sup> publications, see <a href="http://www.redbooks.ibm.com/">http://www.redbooks.ibm.com/</a> and <a href="http://www.ibm.com/systems/z/os/zos/zfavorites/">http://www.ibm.com/systems/z/os/zos/zfavorites/</a> .

### Other documents

This information explains how z/OS references information in other documents.

When possible, this information uses cross-document links that go directly to the topic in reference using shortened versions of the document title. For complete titles and order numbers of the documents for all products that are part of z/OS, see [z/OS Information Roadmap \(SA23-2299\)](#). The Roadmap describes what level of documents are supplied with each release of z/OS Communications Server, and also describes each z/OS publication.

To find the complete z/OS library, visit the [z/OS library](#) in [IBM Documentation](#) (<https://www.ibm.com/docs/en/zos>).

Relevant RFCs are listed in an appendix of the IP documents. Architectural specifications for the SNA protocol are listed in an appendix of the SNA documents.

The following table lists documents that might be helpful to readers.

Title	Number
<i>DNS and BIND</i> , Fifth Edition, O'Reilly Media, 2006	ISBN 13: 978-0596100575
<i>Routing in the Internet</i> , Second Edition, Christian Huitema (Prentice Hall 1999)	ISBN 13: 978-0130226471
<i>sendmail</i> , Fourth Edition, Bryan Costales, Claus Assmann, George Jansen, and Gregory Shapiro, O'Reilly Media, 2007	ISBN 13: 978-0596510299
<i>SNA Formats</i>	GA27-3136

<b>Title</b>	<b>Number</b>
<i>TCP/IP Illustrated, Volume 1: The Protocols</i> , W. Richard Stevens, Addison-Wesley Professional, 1994	ISBN 13: 978-0201633467
<i>TCP/IP Illustrated, Volume 2: The Implementation</i> , Gary R. Wright and W. Richard Stevens, Addison-Wesley Professional, 1995	ISBN 13: 978-0201633542
<i>TCP/IP Illustrated, Volume 3: TCP for Transactions, HTTP, NNTP, and the UNIX Domain Protocols</i> , W. Richard Stevens, Addison-Wesley Professional, 1996	ISBN 13: 978-0201634952
<i>TCP/IP Tutorial and Technical Overview</i>	GG24-3376
<i>Understanding LDAP</i>	SG24-4986
<a href="#">z/OS Cryptographic Services System SSL Programming</a>	SC14-7495
<a href="#">z/OS IBM Tivoli Directory Server Administration and Use for z/OS</a>	SC23-6788
<a href="#">z/OS JES2 Initialization and Tuning Guide</a>	SA32-0991
<a href="#">z/OS Problem Management</a>	SC23-6844
<a href="#">z/OS MVS Diagnosis: Reference</a>	GA32-0904
<a href="#">z/OS MVS Diagnosis: Tools and Service Aids</a>	GA32-0905
<a href="#">z/OS MVS Using the Subsystem Interface</a>	SA38-0679
<a href="#">z/OS Program Directory</a>	GI11-9848
<a href="#">z/OS UNIX System Services Command Reference</a>	SA23-2280
<a href="#">z/OS UNIX System Services Planning</a>	GA32-0884
<a href="#">z/OS UNIX System Services Programming: Assembler Callable Services Reference</a>	SA23-2281
<a href="#">z/OS UNIX System Services User's Guide</a>	SA23-2279
<a href="#">z/OS C/C++ Runtime Library Reference</a>	SC14-7314
<a href="#">OSA-Express Customer's Guide and Reference</a>	SA22-7935

## Redbooks publications

The following Redbooks publications might help you as you implement z/OS Communications Server.

<b>Title</b>	<b>Number</b>
<i>IBM z/OS Communications Server TCP/IP Implementation, Volume 1: Base Functions, Connectivity, and Routing</i>	SG24-8096
<i>IBM z/OS Communications Server TCP/IP Implementation, Volume 2: Standard Applications</i>	SG24-8097
<i>IBM z/OS Communications Server TCP/IP Implementation, Volume 3: High Availability, Scalability, and Performance</i>	SG24-8098
<i>IBM z/OS Communications Server TCP/IP Implementation, Volume 4: Security and Policy-Based Networking</i>	SG24-8099
<i>IBM Communication Controller Migration Guide</i>	SG24-6298
<i>IP Network Design Guide</i>	SG24-2580
<i>Managing OS/390 TCP/IP with SNMP</i>	SG24-5866

<b>Title</b>	<b>Number</b>
<i>Migrating Subarea Networks to an IP Infrastructure Using Enterprise Extender</i>	SG24-5957
<i>SecureWay Communications Server for OS/390 V2R8 TCP/IP: Guide to Enhancements</i>	SG24-5631
<i>SNA and TCP/IP Integration</i>	SG24-5291
<i>TCP/IP in a Sysplex</i>	SG24-5235
<i>TCP/IP Tutorial and Technical Overview</i>	GG24-3376
<i>Threadsafe Considerations for CICS</i>	SG24-6351

## **Where to find related information on the Internet**

### **z/OS**

This site provides information about z/OS Communications Server release availability, migration information, downloads, and links to information about z/OS technology

<http://www.ibm.com/systems/z/os/zos/>

### **z/OS Internet Library**

Use this site to view and download z/OS Communications Server documentation

<http://www.ibm.com/systems/z/os/zos/library/bkserv/>

### **z/OS Communications Server product**

The page contains z/OS Communications Server product introduction

<https://www.ibm.com/products/zos-communications-server>

### **IBM Communications Server product support**

Use this site to submit and track problems and search the z/OS Communications Server knowledge base for Technotes, FAQs, white papers, and other z/OS Communications Server information

<https://www.ibm.com/mysupport>

### **IBM Communications Server performance information**

This site contains links to the most recent Communications Server performance reports

<http://www.ibm.com/support/docview.wss?uid=swg27005524>

### **IBM Systems Center publications**

Use this site to view and order Redbooks publications, Redpapers, and Technotes

<http://www.redbooks.ibm.com/>

### **z/OS Support Community**

Search the z/OS Support Community Library for Techdocs (including Flashes, presentations, Technotes, FAQs, white papers, Customer Support Plans, and Skills Transfer information)

[z/OS Support Community](#)

### **Tivoli® NetView for z/OS**

Use this site to view and download product documentation about Tivoli NetView for z/OS

<http://www.ibm.com/support/knowledgecenter/SSZJDU/welcome>

## RFCs

Search for and view Request for Comments documents in this section of the Internet Engineering Task Force website, with links to the RFC repository and the IETF Working Groups web page

<http://www.ietf.org/rfc.html>

## Internet drafts

View Internet-Drafts, which are working documents of the Internet Engineering Task Force (IETF) and other groups, in this section of the Internet Engineering Task Force website

<http://www.ietf.org/ID.html>

Information about web addresses can also be found in information APAR II11334.

**Note:** Any pointers in this publication to websites are provided for convenience only and do not serve as an endorsement of these websites.

## DNS websites

For more information about DNS, see the following USENET news groups and mailing addresses:

### USENET news groups

comp.protocols.dns.bind

### BIND mailing lists

<https://lists.isc.org/mailman/listinfo>

#### BIND Users

- Subscribe by sending mail to [bind-users-request@isc.org](mailto:bind-users-request@isc.org).
- Submit questions or answers to this forum by sending mail to [bind-users@isc.org](mailto:bind-users@isc.org).

#### BIND 9 Users (This list might not be maintained indefinitely.)

- Subscribe by sending mail to [bind9-users-request@isc.org](mailto:bind9-users-request@isc.org).
- Submit questions or answers to this forum by sending mail to [bind9-users@isc.org](mailto:bind9-users@isc.org).

## The z/OS Basic Skills Information Center

The z/OS Basic Skills Information Center is a web-based information resource intended to help users learn the basic concepts of z/OS, the operating system that runs most of the IBM mainframe computers in use today. The Information Center is designed to introduce a new generation of Information Technology professionals to basic concepts and help them prepare for a career as a z/OS professional, such as a z/OS systems programmer.

Specifically, the z/OS Basic Skills Information Center is intended to achieve the following objectives:

- Provide basic education and information about z/OS without charge
- Shorten the time it takes for people to become productive on the mainframe
- Make it easier for new people to learn z/OS

To access the z/OS Basic Skills Information Center, open your web browser to the following website, which is available to all users (no login required): <https://www.ibm.com/support/knowledgecenter/zosbasics/com.ibm.zos.zbasics/homepage.html?cp=zosbasics>



## Summary of changes

---

This document contains terminology, maintenance, and editorial changes, including changes to improve consistency and retrievability. Technical changes or additions to the text and illustrations for the current edition are indicated by a vertical line to the left of the change.

### Summary of changes for z/OS 3.2

---

The following content is new, changed, or no longer included in z/OS 3.2.

#### **New**

The following content is new.

##### **September 2025 release**

- None.

#### **Changed**

The following content is changed.

##### **September 2025 release**

- None.

#### **Deleted**

The following content is deleted.

##### **September 2025 release**

- None.

### Changes made in z/OS Communications Server 3.1

---

This information contains no technical change for this release.





# Chapter 1. ACF/TAP and trace data

Advanced Communication Function/Trace Analysis Program (ACF/TAP) is a service aid that functions as an application program. ACF/TAP operates independently of the VTAM access methods, but ACF/TAP cannot process a trace file when the access method is using the file.

The following types of trace data are produced by the VTAM and NCP trace facilities that ACF/TAP analyzes and formats into output reports:

- Buffer
- GPT data
- Line
- Network controller
- SIT (Scanner Interface Trace)
- TG (NCP Transmission Group Trace)
- VTAM Internal Traces (VIT)

ACF/TAP also highlights unusual conditions in the trace data information that might indicate possible error situations.

## Trace facilities

ACF/TAP uses trace data files as input. Therefore, it is necessary to create the trace data input files before running ACF/TAP.

**Tip:** Because a trace is only a representation of an event, the trace data might not completely describe the event as it occurred.

For the generalized trace facility (GTF) for MVS, before using a VTAM buffer contents trace, I/O trace, NCP line trace, or transmission group trace with VTAM, you must start GTF at the host operator's console. The data collected by GTF is analyzed by ACF/TAP only if VTAM is the access method. For more information about GTF, see [z/OS MVS Diagnosis: Tools and Service Aids](#).

## Trace data processed by ACF/TAP

Table 1 on page 1 lists the various trace types and the data that can be created using the trace facilities described in [“Trace facilities”](#) on page 1.

After the trace data has been created, the applicable output reports can be produced. For information about output report parameters and the output report contents, see [“Output report parameters”](#) on page 21.

Table 1. Trace type and trace data description	
Trace type	Trace data description
BUFFER	VTAM buffer trace records the contents of message buffers when data is sent by an application and when data is received from the network.
CSP	NCP line trace records the activity on a designated line attached to the communications controller.
CSS adapter	Gathers information from the 3746 Model 900 hardware.
CSS line	Records the data exchanged between NCP and the 3746 Model 900.
ENET	Ethernet subsystem line and scanner traces record information flowing between NCP and the Ethernet subsystem adapter on a designated line.

<i>Table 1. Trace type and trace data description (continued)</i>	
<b>Trace type</b>	<b>Trace data description</b>
FRLY	Frame-relay line and scanner traces record the data flow on a designated frame-relay line.
GPT	NCP generalized PIU trace records the flow of PIUs exchanged between the NCP and its attached resources.
NETCTLR	Control unit trace for IBM 3710 Network Controller traces SDLC, BSC, and S/S data link control frames sent or received by the controller.
NRF	Network Routing Facility records information about PIUs flowing in and out of NRF and the processing taking place on those PIUs.
NTO	Network Terminal Option FID0 maps the PIUs that flow between NTO and the NCP BSC/SS processor component on behalf of a specific NTO line.
NTO INT	Network Terminal Option internal trace records the processing of all control points as PIUs enter and leave NTO.
NTRI	NCP Token-Ring interconnection records the data flow on a designated line in the token ring.  Input/output halfword (IOH) trace records that are dedicated to a particular token-ring interface coupler (TIC) and the token-ring multiplexer that controls the TIC.
SIT	Scanner interface trace records the operating parameters of the line whenever the IBM 3720, 3725 or 3745 sends or receives data. Records outbound data after NCP processes it and inbound data before it is passed to NCP.
TG	NCP transmission group PIU trace records the activity on all lines contained in a transmission group as if it were a single line.
TIC	Token-ring interface coupler internal trace gathers information about the internal processes of the TIC and reports it to the host.
VIT	VTAM internal trace shows the sequence of internal events such as scheduling of processes, storage management and the flow of internal PIUs between VTAM components.
X.25	NCP Packet Switching Interface (NPSI) traces (NPSI V2 and later) assist with NPSI/NCP communications problem determination specifies the physical circuit trace allows you to record the activity of a specific physical circuit that works with a communications scanner processor.
XI	X.25 SNA Interconnection trace records the activity on a physical circuit working with a communications scanner processor.

## Traces not processed by ACF/TAP

The following trace data cannot be processed by ACF/TAP:

- NCP channel adapter traces
- User buffer traces
- VTAM storage management service traces

## How ACF/TAP supports GPT data

ACF/TAP supports NCP GPT data with the IXPRT, INPUT, and INDEX parameters. You can use all three parameters to selectively print the PIUs for single or multiple sessions or conversations.

## Session and conversation index (IXPRT)

Use the IXPRT parameter to create and print the session and conversation index from the GTF-collected data. Enter YES on the IXPRT parameter to allow ACF/TAP to read the trace data set and create a data set consisting of the new status records for dummy BINDs and the function management header 5 (FMH5) PIUs. The maximum record length of the data set is 254 bytes.

The records in the new data set are sorted and printed to produce a report listing the dummy BIND session start information (FQPCID and address pair) followed by the FMH5s that flowed on this session (where the FMH5s represent conversation initiations between transaction programs). FMH5s and dummy BINDs can be correlated by their OAF/DAF pair. The ACF/TAP record number is associated with the FMH5 entries for later use in selecting conversations to be printed. The entire FMH5 is displayed in hexadecimal, format and selected fields are parsed and displayed. These fields include transaction program name, fully qualified logical unit name, and conversation correlation (if present).

## Session and conversation report

After you have examined the index and decided which conversations to view, use IXPRT=NO or INPUT=GPT (or ALL) for a single conversation or use the INDEX parameter for multiple conversations. The INDEX parameter specifies multiple pairs of addresses, each with the starting record number.

ACF/TAP searches for the specified record, and from that point forward, prints each PIU whose OAF/DAF pair corresponds to the specified address pair. GPT traces the PIUs coming and going from a specified resource, so each of the specified addresses in the pair can be either OAF or DAF. This search continues until one of the following is found:

- Another FMH5 for the address pair (starting another conversation)
- A BIND for the address pair (the original session has ended, and a new one is being initiated)
- A new status record for the dummy BIND (the original session has ended, and a new one has started)

Both the BIND and the status record for the dummy BIND are checked for the following states:

- NCP is in an abnormal condition (slowdown, blocked virtual route) and is not tracing
- GPT is activated for a resource higher in the hierarchy for this logical unit, and the dummy BINDs are no longer being created (dummy BIND is lost and the BIND is captured)

## ACF/TAP restrictions when using GPT data

The ACF/TAP session index entry is created only for LU-LU sessions and the full FMH5 PIU (up to 254 bytes) is captured only when GPT has been activated for a specific logical unit. This means that when GPT is activated for a specific physical unit or link hierarchy, the PIUs flowing to and from all of the logical units subordinate to that physical unit or link are still captured and appear in the trace. However, only 40 bytes of the FMH5 are traced and the dummy BINDs that NCP creates to denote the start of a session (and that ACF/TAP uses to create the session index) are not created for any of the sessions in which the subordinate logical units are engaged. The underlying assumption for this restriction is that this index is useful only in finding problems at the logical unit level.

Two consecutive runs of ACF/TAP are required to selectively print PIUs from the ACF/TAP index. For the second run of ACF/TAP, except for the specification of the elements to be selected, no parameter changes are needed. The first run creates the index and the second run prints the selected PIUs.

There is no entry in the ACF/TAP index for LU-LU sessions that were not successfully initiated because NCP rejected the BIND, or the SLU rejected the BIND. The BIND and -RSP(BIND) or UNBIND are captured and appear in the trace in either case, but there is no corresponding index item for entry into the file.

## Trace data references and output reports

---

This topic contains a cross-reference of trace data to ACF/TAP output reports and a cross-reference of trace data to ACF/TAP control parameters.

Figure 1 on page 4 shows the different types of trace data and the output report (or reports) to which the data can be formatted.

For a description of the trace data types, see “Trace data processed by ACF/TAP” on page 1. For information about the output reports and parameters see “Output report parameters” on page 21. For a list of sample reports see Appendix B, “ACF/TAP sample reports,” on page 167. Although the format is different for each type of report, each report type has a standard format, regardless of the trace data displayed. Therefore, only a limited number of samples are provided for each particular report type.

Report Names and Parameters	Trace Data Type																
	INPUT=ALL																
	INPUT=LINE																
	ANYNET SNA/IP	BUFFER	GPT	NETCTL	RNIO	SCAN	VIT	CSS ADAPTER	CSS LINE	CSP	ENET	FRLY	NRF	NTD	NTD INT	NTD	X25
Summary : SYSPRINT/SYSLST	X	X	X	X	X	X	X	X	X	X	X	X	X	X	X	X	X
CSS Adapter Trace: CAPRT								X									
CSS Line Trace: CSPRT									X								
GPT Index: IXPRT			X														
GPT Summary: GSPRT			X														
LAN Line Trace: NTPRT										X					X		
Line Trace Detail: LDPRT									X	X	X				X	X	X
Line Trace Summary: LSPRT									X	X	3				2		X
LUNAME - Ntwk Addr: LUPRT		X							X							X	
Network Data Traffic: DTPRT	X	X	X	X				X	X	X	X	X	X	X	X	X	
Network Error Analysis: NEPRT		X	X	X				X	X	X	X	X	X	X	X	X	X
SNA Detail: SDPRT	X	X	X	X				X	X	X	1		X	X	X	X	
SNA Summary: SSPRT	X	X	X	X				X	X	X	1		X	X	X	X	
VTAM Internal Trace: VTPRT							X										
X.25 Line Trace: NPPRT								X									X
FR Logical Line Trace Summary: FRPRT											3						

Figure 1. Trace data to output report reference

#### Notes:

1. For NCP V6R2 and later, data generated by frame-relay switching equipment (FRSE) functions does not appear on this report.
2. This trace data does not appear on this report when correlated duplex data is present.
3. Line trace summary data can be found for FR physical line trace on LSPRT and for FR logical line trace on FRPRT.

## NCP-collected line trace data on duplex lines

For NCP-collected line trace data on duplex lines other than CSS lines, NCP stores the information in separate buffers. One is for transmit and one is for receive. The buffer that fills first is transmitted to the host, so ACF/TAP sees the trace data in blocks and out of order. To sort the trace data and put it in sequential order, run the line trace summary report. You can then cross-reference the trace entries to one of the following four reports to collect information about the detail:

- X.25 line trace
- Line trace detail
- SNA summary
- SNA detail

In the line trace summary report, use the element number to cross-reference trace data to the X.25 line trace and line trace detail reports. To cross-reference trace data to the SNA summary and SNA detail reports, use the message number in the line trace summary report.

## Trace data and control parameters

The following matrix [Figure 2 on page 5](#) shows the trace data types and the control parameters that can be used in formatting the trace information. For a description of the trace data types, see [“Trace data processed by ACF/TAP” on page 1](#). For control parameter information, see [“ACF/TAP control parameters” on page 30](#).

Control Parameters	Trace Data Type																			
	INPUT=ALL																			
	INPUT=LINE																			
	ANYNET SNA/IP	BUFFER	GPT	NETCTL	RNIO	SCAN	VIT	CSS ADAPTER	CSS LINE	CSP	ENET	FRLY	NRF	NTD	NTD INT	NTRI	SIT	TG	TIC	X25
3746 M900 Specific								X	X											
CHARCODE	X	X	X	X	X	X	X	X	X	X	X	X	X	X	X	X	X	X	X	X
CSATYPE								X												
DLCI												X								
INDEX			X																	
LCN																				X
LLN										X						X				
LOGADDR									X											
NCPNAME			X																	
NODE		X		X	X			X	X	X	X	X	X	X	X	X	X	X	X	X
BFFRNODE		X																		
CTLRNODE				X																
GPTNODE			X																	
LINENODE								X	X	X	X	X	X	X	X	X	X	X	X	X
RNIONODE					X															
RRSUP										X		X								X
SDATE/EDATE	X	X	X	X	X	X	X	X	X	X	X	X	X	X	X	X	X	X	X	X
START/END		X			X	X														
STIME/ETIME	X	X	X	X	X	X	X	X	X	X	X	X	X	X	X	X	X	X	X	X
TOSUP												X								
VIEW	X	X	X	X	X	X	X	X	X	X	X	X	X	X	X	X	X	X	X	X
VIT: VITTYPE							X													
VITSTR							X													
VNAME							X													

Figure 2. Trace data type to control parameter reference

## Gathering trace data information

When working with the IBM Support Center on a problem, ACF/TAP output reports may be required to assist in the diagnosis. Therefore, before contacting the Support Center, obtain the applicable trace data output reports as shown in [“Trace data processed by ACF/TAP” on page 1](#). If other reports are needed, an IBM representative should advise you as to which ones to create. For more information about sample reports, see [Appendix B, “ACF/TAP sample reports,” on page 167](#).

Also, a SYSPRINT report should be printed (use SUMMARY=YES parameter) for each trace data set you need.

If you do not want to print the entire trace data file, selection parameters can be entered to create reports showing specific information. See [“ACF/TAP control parameters” on page 30](#) for a description of the parameters.



---

## Chapter 2. Gathering host-collected trace data

You can use many service and documentation aids to diagnose suspected network errors. These aids help you examine the data flow through your network, which allows you to isolate and identify the source of network problems. If you determine that a problem has occurred, you can use these aids to gather information to help the IBM Support Center representatives assist you in resolving the problem.

The following traces collect and store data in the host processor:

- Network control program (NCP) line trace, NCP/Token-Ring interconnection (NTRI) line trace, NTRI input/output (IOH) trace, and CSS (connectivity subsystem) line trace
- NCP transmission group trace
- NCP generalized path information unit (PIU) trace (GPT)
- VTAM buffer contents trace
- Scanner interface trace (SIT), Token-ring interface coupler (TIC) trace, and connectivity subsystem (CSS) adapter trace

The access method and NCP share the function for these traces. The access method controls starting and stopping the traces, and NCP gathers the information in the trace records.

The advanced communications function/trace analysis program (ACF/TAP) processes trace data to produce output reports. For more information about ACF/TAP, see [Chapter 1, “ACF/TAP and trace data,” on page 1](#). If you do not want to process traces using ACF/TAP, see [z/OS Communications Server: SNA Operation](#).

---

### NCP line traces

An NCP line trace, CSS line trace, or NTRI line trace records activity on a designated line attached to the communication controller. If you run a line trace on an inactive line attached to the communication controller, the line trace does not collect any data.

The NCP line trace information in this topic is NCP version and release sensitive.

#### **NCP V5R3 and later**

NCP has a transmit and receive correlator in the status entries of the line trace data to show the order in which the *transmits* and *receives* occurred. ACF/TAP sorts the trace records by the correlator and formats them on the line trace summary report in the order of occurrence. NCP does not unblock blocked PIUs in the line trace data.

#### **NCP V6R1 and later**

You can use the NCP line trace to trace the interface between NCP and an Ethernet-type subsystem (ESS) adapter or to trace frame-relay lines on a TSS or high-performance transmission subsystem (HPTSS) adapter.

The amount of data to be traced for frame-relay lines on HPTSS adapters is limited to a maximum of 58 bytes (before V7R5).

Except for CSS lines, NCP collects all duplex trace data in two different chains of buffers before sending the trace data to the host. One chain contains a trace of activity over the transmit leg of duplex lines; the other chain traces the activity on the receive leg. When the host receives a record trace data (RECTRD) request/response unit (RU), the data is either all from a transmit leg or all from a receive leg.

**Restriction:** Only one NTRI line trace (physical or logical) can be active at a time.

#### **NCP V6R2 and later**

Use the CSS line trace to trace the interface between NCP and resources attached to the 3746 Model 900.

NCP does not support the NCP line trace for communication lines driven by user-written line control code, unless the user's adapter control blocks (UACBs) are compatible with the NCP's adapter control blocks (ACB). The request to start or stop the line trace is passed to the user-written I/O code. At that point, the user-written code must support the trace. NCP handles line trace requests for user-written line control if it is compatible and if you code COMPACB=YES on the GROUP definition statement. For more information about the UACB, see the *NCP and SSP Customization Guide*, LY43-0031 and *NCP and SSP Customization Reference*, LY43-0032.

For the NCP line trace, HPTSS, Ethernet-type LAN, and CSS lines are to be considered high-speed lines.

#### **NCP V6R3 and later**

Synchronous data link control (SDLC) lines attached to the 3746 Model 900 with SPEED=1000000 or greater on the LINE definition statement are also considered as high speed.

#### **Restrictions:** (before V7R5)

- Only one high speed line can be traced at one time.
- The amount of data to be traced for high speed SDLC lines is limited to a maximum of 40 bytes.

#### **NCP V7R5 and later**

When you start a line trace you have the option to specify the number of bytes of data to trace. Starting with V7R5, the number of bytes of data that NCP can trace has been expanded. [Table 2 on page 8](#) lists the maximum number of bytes that NCP traces for a specific line type.

Starting with V7R5, you can activate more than one line trace even when a line trace is active for a high-speed line. The number of line traces that can be active at one time is limited by the LTRACE keyword on the BUILD statement, which has a maximum value of eight. For restrictions on NTRI line traces, see [“NTRI line trace and NTRI IOH trace” on page 9](#).

#### **NCP V7R7 and later**

You can activate a line trace for frame-relay logical lines on a transmission subsystem (TSS) or HPTSS adapter. [Table 2 on page 8](#) shows byte trace limitation values.

<i>Table 2. Byte trace limitations</i>	
<b>Line type</b>	<b>Maximum number of bytes</b>
NTRI physical	200
NTRI logical	Unlimited
SDLC (TSS or HPTSS)	Unlimited
FR physical (TSS or HPTSS)	200
FR logical (TSS or HPTSS)	Unlimited
ESS	Unlimited
CSS	Unlimited

## **CSS line trace**

The CSS line trace records information from the data exchanged between NCP and the 3746 Model 900 and from the data in the following interface control blocks:

- CSS-processor-to-NCP dynamic parameter status area (LDPSA)
- CSS-processor-to-NCP parameter status area (LPSA)
- NCP-to-CSS-processor dynamic parameter status area (NDPSA)
- NCP-to-CSS-processor parameter status area (NPSA)

See [“CSS line trace report \(CSPRT\)” on page 23](#) for a sample ACF/TAP report.



Figure 3 on page 9 shows the relationship of the connectivity subsystem line trace to NCP and to the hardware. It also shows the CSS adapter trace trace-point sources. For more information, see “CSS adapter trace” on page 15.

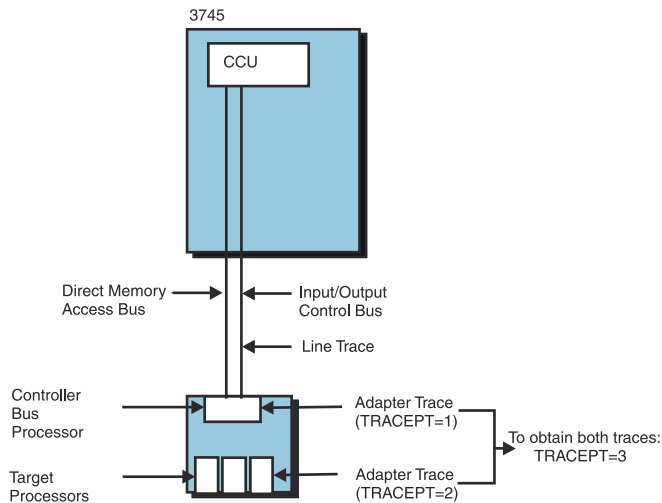


Figure 3. Relationship of the CSS line trace to NCP and to the 3746 Model 900 hardware

Activate and deactivate this trace from the VTAM console as a LINE.

You can request a trace of a logical or physical line. Physical line trace data includes commands for the physical line and for the associated logical lines. Logical line trace data includes only commands and associated data directed to logical resources for that line.

For integrated services digital network (ISDN), you can request a trace of a logical, B-channel, or physical line. Physical line trace data includes commands for the physical line, the associated B-channel lines, and the associated logical lines. B-channel line trace data includes commands for the B-channel line and the associated logical lines. Logical line trace data includes only commands for the logical line.

Before V7R5, a high-speed line trace can be activated only when no other line traces (high-speed or low-speed) are active. 3746 Model 900 lines that are considered high speed are the following:

- Logical and physical Enterprise systems connection (ESCON) or token-ring lines
- SDLC, frame-relay, or X.25 lines with SPEED=1048576 or greater on the LINE definition statement
- A logical frame-relay line that does not have the SPEED keyword coded but has an associated physical line that is coded with SPEED=1048576 or greater.

Starting with V7R5, you can activate more than one CSS line trace even when a line trace is active for a high-speed line. The number of line traces that can be active at one time is limited by the LTRACE keyword on the BUILD statement, which has the maximum value 8.

For high-speed 3746 Model 900 lines, the amount of data to be traced for receive and transmit PIUs is limited to a maximum of 40 bytes. Starting with V7R5, the amount of data to be traced for the 3746 Model 900 lines is unlimited.

For the layout descriptions of the interface control blocks shown in the CSS line trace, see the *NCP and EP Reference Summary and Data Areas*, LY43-0030.

## NTRI line trace and NTRI IOH trace

You can run the NCP/Token-Ring interconnection (NTRI) physical line trace and NTRI IOH trace using the same methods as the NCP line trace. The NTRI physical line trace and the NTRI IOH trace always run at the same time. To trace IOHs only (no line trace data), specify 0 for the COUNT parameter of the trace activation command.

### **NCP V6R2 and later**

NTRI logical lines can also be traced. Only one type of NTRI line trace can be activated at a time. If an NTRI line trace is active, either physical or logical, a second activation request for NTRI physical or logical line trace is not allowed. The NTRI logical line trace can be activated on a logical line that is not active, but no data is traced until after a connection that uses the logical line has been established and link-level data is transmitted. For incoming connections, the following data is not traced:

- Test command sent by the device
- Test response sent by NCP
- First XID sent by the device

For outgoing connections, the test response from the adjacent station is not traced, but the test command sent by NCP and all other data that follows the test response from the adjacent station is traced.

The NTRI IOH trace records the IOHs dedicated to a particular TIC and the token-ring multiplexer (TRM) that controls the TIC. Only those IOHs issued by level 2 and level 3 NTRI code are traced. IOHs that are tried again by level 1 NTRI code are not traced, but because they are tried again, a box event record (BER) is produced and sent to the maintenance and operator subsystem (MOSS).

### **NCP V5R3 and later**

For the NTRI physical line trace, the COUNT parameter of the trace activation command specifies the amount of data to be traced. If the value of COUNT is a value in the range 200 to 254, 200 bytes are traced. If the value of COUNT is 255, 38 bytes (the default) are traced. Specify 0 for COUNT to trace IOHs only (no line trace data).

NTRI line trace and NTRI IOH trace elements appear in chronological order. When the trace elements are edited, the NTRI IOH trace elements get a specific header to distinguish them from the NTRI line trace elements. For information regarding the trace element formats, see *NCP and EP Reference Summary and Data Areas* LY43-0030.

## **Running the NCP line traces**

If you want to start the NCP or CSS line trace at the same time as the access method, request the trace in the access method during assembly; otherwise, list the trace and appropriate options from the system console during startup. For more information about starting the NCP or CSS line trace during startup, see [z/OS Communications Server: SNA Operation](#).

If you want to start the NCP or CSS line trace from the host processor, issue the appropriate command for your access method after VTAM is started.

The ACTTRACE PIU of the NCP line trace activates the NTRI traces. The NTRI IOH trace starts automatically with the NTRI line trace. The DEACTTRACE PIU of the line trace, slowdown state, or ANS deactivates the NTRI traces.

You can activate VTAM traces when VTAM is started or as needed. Use the TRACE option on the START command to begin the trace when VTAM is started. Use the MODIFY TRACE command to begin the trace when VTAM is already running. The TRACE start option and the MODIFY TRACE command have additional parameters unique to the type of trace being started.

Before you start the line trace for VTAM, start the generalized trace facility (GTF) with the USR option; otherwise, none of the trace data is recorded. For information about starting GTF, see [z/OS MVS Diagnosis: Tools and Service Aids](#).

You can stop the NCP, CSS, and NTRI line traces with the same procedure you used to start them. To stop the trace from the host processor, specify the NOTRACE parameter of the MODIFY command.

For more information about line traces, the TRACE option of the [START command](#), and the [MODIFY TRACE command](#), see [z/OS Communications Server: SNA Operation](#).

To interpret and print trace data, see the ACF/TAP information in [Chapter 1, “ACF/TAP and trace data,” on page 1](#).

The PRDMP system service aid to print the NCP line trace data is not supported for the IBM 3720, 3725, and 3745 Communication Controllers. For more information about PRDMP, see [z/OS Communications Server: SNA Diagnosis Vol 2, FFST Dumps and the VIT](#).

## NCP transmission group trace

An NCP transmission group trace records the activity on all lines contained in a transmission group as if they were a single logical line, including lines in a token ring. The access method and NCP share this trace function. The access method controls, formats, and prints the trace, whereas NCP gathers the information in the trace records. For a detailed explanation of how this trace operates, see *NCP and EP Reference*, LY43-0029.

Table 3 on page 11 shows the number of bytes the NCP transmission group trace records for each PIU.

Table 3. Number of bytes recorded for each PIU	
Resource	Number of bytes recorded
Middle or last segment PIUs	(TH byte 16 = B'xxxx 0xxx'): (TH + 6 bytes)
PIUs sent to/from a non-SNA device	(TH byte 16 = B'xxx0 xxxx'): (TH + RH + 7 bytes)
Function management data (FMD) unformatted data PIUs	(RH byte 00 = B'x00x 0xxx'): (TH + RH bytes)
FMD formatted data PIUs	(RH byte 00 = B'x00x 1xxx'): (TH + RH + 6 bytes)
All other PIUs	(TH + RH + RU bytes, not to exceed 4096 bytes for any single PIU) See table note.
<b>Note:</b> Because all PIUs that flow over a transmission group are FID4s, the transmission group references are to the FID4 transmission header.	

For NCP V5R3 and later, when blocked PIUs are received by NCP, the first PIU in the block is traced. Then the PIUs are unblocked and each of the PIUs are traced individually, which causes the first PIU in the block to be traced twice.

## Running the NCP transmission group trace

If you want to start the transmission group trace during startup, list the trace and appropriate options from the system console during startup. For more information about starting the NCP transmission group trace during startup, see [z/OS Communications Server: SNA Operation](#).

If you want to start the trace from the host processor, issue the appropriate command for your access method after VTAM is started.

You can activate VTAM traces when VTAM is started or as needed. Use the TRACE option on the START command to begin the trace when VTAM is started. Use the MODIFY TRACE command to begin the trace when VTAM is already running. The TRACE start option and the MODIFY TRACE command have additional parameters unique to the type of trace being started.

Before you start the transmission group trace for VTAM, start the generalized trace facility (GTF) with the USR option; otherwise, none of the trace data is recorded. For information about starting GTF, see [z/OS MVS Diagnosis: Tools and Service Aids](#).

You can stop the NCP transmission group trace with the same procedure you used to start the trace. To stop the trace from the host processor, specify the NOTRACE parameter of the MODIFY command.

For more information about the transmission group trace, TRACE start option, and MODIFY TRACE command, see [z/OS Communications Server: SNA Operation](#).

To interpret and print trace data, see ACF/TAP information in [Chapter 1, “ACF/TAP and trace data,” on page 1](#).

The PRDMP system service aid to print the NCP line trace data is not supported for the IBM 3720, 3725, and 3745 Communication Controllers. For more information about PRDMP, see [z/OS Communications Server: SNA Diagnosis Vol 2, FFST Dumps and the VIT](#).

## NCP generalized PIU trace

The NCP GPT records the flow of path information units (PIUs) exchanged between NCP and its attached resources. It is similar to the NCP line trace except that it records only PIU activity. Also, it records status entries that show the exchange of ACTIVATION and DEACTIVATION commands for specific resources, virtual route inoperative (VRINOP) conditions, lost trace data (within NCP), and the start of a session for a specific logical unit. Trace data and status records are sent to the access method for logging and printing.

When you activate a generalized PIU trace (GPT), it works on a hierarchical basis, tracing the indicated resource and all resources below it. Starting or stopping the trace for a logical unit is done only for that resource. Running GPT for a physical unit traces PIUs for the physical unit and all the logical units associated with the physical unit. Running GPT for a link traces PIUs for the link, all physical units on the link, and all logical units associated with all the physical units.

The number of bytes GPT records differs according to resource type. The PIU is traced in FID4 format. However, if the PIU is a Function Management Header 5 (FMH5) ATTACH RU, GPT records a maximum of 254 bytes. These 254 bytes include 26 bytes of TH, 3 bytes of RH, and up to 225 bytes of FMH5 data. The FMH5 data traced by GPT does not include application data; application data is not traced by GPT. For GPT to trace FMH5 RUs, GPT must be activated for a logical unit. If GPT is activated for a physical unit or link, GPT records only 40 bytes of FMH5. GPT must be activated on the logical unit to produce the data necessary for the GPT index report created by ACF/TAP.

Table 4 on page 12 shows how the number of bytes GPT records differs with each resource.

<i>Table 4. Number of bytes recorded by GPT for each resource</i>	
<b>Resource</b>	<b>Number of bytes recorded</b>
SNA peripheral logical unit	40 (TH + RH + 11 bytes of RU) <sup>1, 2</sup>
SNA peripheral physical unit	40 (TH + RH + 11 bytes of RU) <sup>1</sup>
SNA link	40 (TH + RH + 11 bytes of RU) <sup>1</sup>
Binary synchronous communication (BSC) terminal	44 (TH + RH + 15 bytes of RU) <sup>1</sup>
BSC communication controller	44 (TH + RH + 15 bytes of RU) <sup>1</sup>
BSC line	44 (TH + RH + 15 bytes of RU) <sup>1</sup>
Programmed logical unit	40 (TH + RH + 11 bytes of RU) <sup>1</sup>
Programmed physical unit	40 (TH + RH + 11 bytes of RU) <sup>1</sup>
Programmed virtual link	40 (TH + RH + 11 bytes of RU) <sup>1</sup>
NCP physical unit	40 (TH + RH + 11 bytes of RU) <sup>1</sup>
<sup>1</sup> TH is 26 bytes; RH is 3 bytes. <sup>2</sup> 40 bytes are traced if the dummy-bind required bit is off. If the dummy-bind-required bit is on, up to 254 bytes (TH + RH + up to 225 bytes of FMH5) are traced. The dummy-bind-required bit is turned on when GPT is activated for a specific logical unit in which the physical unit and line do not have GPT active. The dummy-bind-required bit is turned off when GPT is activated for the logical unit's physical unit or line or when GPT is deactivated.	

Use GPT to verify that the communication controller sends and receives the correct data to and from a station. GPT can also be used for activate or deactivate, hung session or resource, or performance problems.

For NCP V4R2 and later, use GPT to determine the module that issued a negative response. The module name and offset is stored in the negative response buffer. GPT traces the module name and offset if the PIU is a negative response but does not return this information in the negative response itself, which looks exactly as it has in the past.

## Running generalized path information unit trace

---

Start generalized path information unit trace (GPT) from the host processor. Only one host processor at a time can start GPT. A request to start the trace from a second host processor is rejected if the trace is still active from another host processor. However, the same host processor can issue several start trace requests for different resources. Buffer and cycle utilization considerations limit the maximum number of resources that can be traced at the same time.

Stop the trace using the same procedure you used to start the trace. Specify the OFF parameter on the MODIFY command.

You can activate VTAM traces when VTAM is started or as needed. Use the TRACE option on the START command to begin the trace when VTAM is started. Use the MODIFY TRACE command to begin the trace when VTAM is already running. The TRACE start option and the MODIFY TRACE command have additional parameters unique to the type of trace being started.

Before you start GPT for VTAM, start the generalized trace facility (GTF) with the USR option. For information about starting GTF, see [z/OS MVS Diagnosis: Tools and Service Aids](#).

For more information about GPT, the TRACE start option, and the MODIFY TRACE command, see [z/OS Communications Server: SNA Operation](#).

To interpret and print trace data, see ACF/TAP information in [Chapter 1, “ACF/TAP and trace data,”](#) on [page 1](#).

## VTAM buffer contents trace

---

The VTAM buffer contents trace records the contents of message buffers as VTAM sends and receives PIUs. It confirms the order of data as it passes between an application program and a logical unit. It also records all data passing to and from an application program.

### Buffer save on PIUs that are out of sequence

This buffer save retains the head buffers of PIUs that arrive out of sequence on a virtual route. It provides important information contained in the head buffers of the first PIU that is out of sequence and the next 10 PIUs. These buffers are placed on an A-chain for easy access. Use these buffers to determine which product and module caused the PIUs to go out of sequence. If the virtual route is deactivated and reactivated or if a PIU is received in sequence after the 11th head buffer is saved on the A-chain, the head buffers on the A-chain are released.

### Buffer lease verification

As buffers are leased, an indicator records the reason for leasing. The data identifies the parameter or status area control block (PSA) for which the buffers are leased and some of the PSA status indicators. This buffer leasing information is saved in the beginning of the buffer's data section; however, it is overwritten unless the buffer is meant to contain the head buffer of the next PIU to be received.

### Buffer trace capture of NMVTs

You can run a VTAM buffer trace on an SSCP-PU session to capture network management vector transports (NMVTs) flowing between NCP and VTAM. This trace is useful when you do not have the NetView program and you would like to obtain the NMVT alert data.

See *NCP and EP Reference Summary and Data Areas*, LY43-0030, for detailed alert data.

## Running the VTAM buffer contents trace

You can activate VTAM traces when VTAM is started or as needed. Use the TRACE option on the START command to begin the trace when VTAM is started, or use the MODIFY TRACE command to begin the trace when VTAM is already running. The trace start option and the MODIFY TRACE command have additional parameters unique to the type of trace being started. For more information about using the trace start option and the MODIFY TRACE command, see [z/OS Communications Server: SNA Operation](#).

Before you start the VTAM buffer contents trace, start GTF with the USR option; otherwise, none of the trace data is recorded. For information about starting GTF, see [z/OS MVS Diagnosis: Tools and Service Aids](#).

For more information about the VTAM buffer contents trace, the TRACE start option, and MODIFY TRACE command, see [z/OS Communications Server: SNA Operation](#).

To interpret and print trace data, see ACF/TAP information in [Chapter 1, “ACF/TAP and trace data,” on page 1](#).

## Scanner interface trace

---

If your lines are attached to a 3746 Model 900, see “CSS adapter trace” on page 15.

The access method, the scanner microcode, and NCP share the SIT. Although the access method controls the trace, the scanner microcode gathers information in the trace records and passes it to NCP. NCP then passes it to the host access method. Scanner interface trace (SIT) records the operating parameters of a line whenever the communication controller sends or receives data. SIT records outbound data after NCP processes it. It also records inbound data before it is passed to NCP. If you run SIT on an inactive line attached to the communication controller, this SIT does not collect data. See *NCP and EP Reference*, LY43-0029 for information about how SIT operates.

SIT or line traces can be active for up to eight half-duplex (HDX) lines or four full duplex (FDX) lines at a time for each communication controller. For high-speed links that use a type 2, type 3, or type 4B LIC, you can activate only two SIT or line traces for HDX lines on a scanner. For a high-speed link that is an FDX line and uses a type 2, type 3, or type 4B LIC, you can activate a SIT on only one scanner on an IBM 3745 at a time (one line trace for each communication controller). You can trace only 40 bytes of data for each IBM 3745 using HPTSS lines.

### Type 12 LIC

Links that use a type 12 LIC are also considered high speed.

### ESS lines on the IBM 3745

You can trace ESS lines on the IBM 3745; however, you can activate a SIT on only one scanner (one line trace for each communication controller) at a time. You can trace up to 254 bytes of data for each ESS line. When a count of X'FF' is specified, 42 bytes of data are traced for ESS lines.

The number of allowable active SITs is specified during NCP generation. In a multisystem network, where the communication controller is connected to more than one host processor, the number of active traces allowed is distributed among the connected host processors. As the number of active SITs increases, system performance becomes less efficient.

## TIC internal trace

The TIC internal trace gathers information about the internal processes of the TIC and reports it to the host. TIC replaces the communication scanner processor (CSP) in the IBM 3725 Communication Controller for communicating with the IBM token-ring network. Therefore, when you specify a SIT for an address that is a TIC instead of a scanner, you receive a TIC internal trace, unless you are using user-written code; the TIC internal trace is not supported for user-written code.

Activate and deactivate this trace from the VTAM console as a SIT. The TIC internal trace is supported for physical links only. For performance reasons, only one TIC internal trace and one NTRI line trace can be run on an NTRI resource at the same time. If you have a (LPDA) problem, you cannot use the TIC internal trace because the token ring is physically attached to the communication controllers.

## CSS adapter trace

The CSS adapter trace gathers information from the 3746 Model 900 hardware. The trace contains two types of information:

- Component-to-component inside the 3746 Model 900
- Information flowing from the 3746 Model 900 to your network

You can use this trace to record data from either or both of the following sources:

- The controller bus processor:
  - Controller bus and service processor (CBSP)
  - Controller bus and token ring processor (CBTRP)
- The target processor:
  - Token ring processor (TRP)
  - Communication line processor (CLP) which supports; SDLC, frame-relay, ISDN, and X.25 lines
  - ESCON processor (ESCP).

Activate and deactivate this trace from the VTAM console as a SIT.

CSS adapter trace can be started for a high speed line only when CSS adapter trace is not active for any other line (high speed or low speed). 3746 Model 900 lines that are considered high speed are:

- Logical and physical ESCON or token-ring lines
- SDLC, frame-relay, ISDN, or X.25 lines with SPEED=1048576 or greater on the LINE definition statement
- A logical frame-relay line that does not have the SPEED keyword coded but has an associated physical line that is coded with SPEED=1048576 or greater

You can request a trace of a logical or physical line. Physical line trace data includes commands for the physical line and for the associated logical lines. Logical line trace data includes only commands and associated data directed to logical resources for that line.

For integrated services digital network (ISDN), you can request a trace of a logical, B-channel, or physical line. Physical line trace data includes commands for the physical line, the associated B-channel lines, and the associated logical lines.

B-channel line trace data includes commands for the B-channel line and the associated logical lines. Logical line trace data includes only commands for the logical line.

The data from this trace helps you isolate a problem. You can use it with the CSS line trace data to determine if a problem is with NCP, the controller bus processor, or the target processor

When NCP enters pseudo-slowdown, it suspends the transfer of CSS SIT trace data from the CSS to NCP. As long as NCP continues to operate in pseudoslowdown, the CSS suspends all trace activity and enters a `trace data lost` message in the SIT trace data records. The SIT trace terminates if NCP enters slowdown, receives a deactivation request, or trace activity is suspended for more than three minutes. If NCP exits pseudo-slowdown to continue normal processing, it resumes the transfer of CSS SIT trace data from the CSS.

Figure 4 on page 16 shows the relationship of the 3746 Model 900 CSS adapter trace to NCP and to the hardware. For more information, see [“CSS line trace” on page 8](#).

Figure 4 on page 16 also shows the MODIFY TRACE trace-point values for each of the two sources. You can request a trace of both sources by specifying TRACEPT=3 on the MODIFY TRACE command.



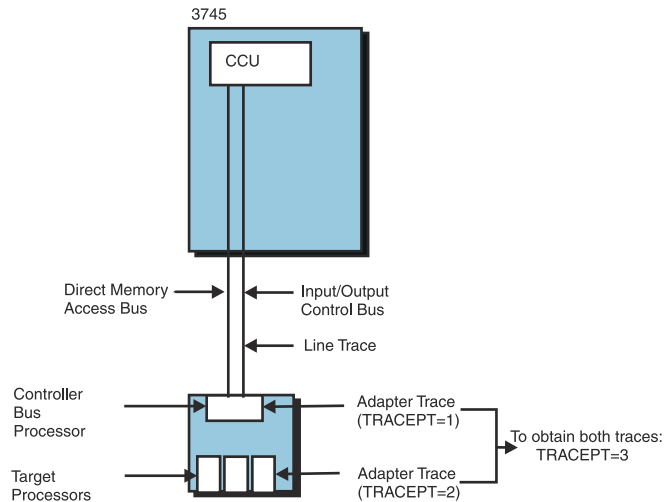


Figure 4. Relationship of the CSS adapter trace to NCP and to the 3746 Model 900 hardware

ISDN physical lines represent both the ISDN D-channel and the entire physical connection to the ISDN network. To collect only ISDN D-channel signaling information, TRACEPT=4 can be specified for an ISDN physical line.

For more information about the MODIFY TRACE command, see [z/OS Communications Server: SNA Operation](#). For sample reports, see [“CSS adapter trace reports”](#) on page 168.

## Running the SIT, TIC internal trace, and CSS adapter trace

Start SIT from the host processor.

The ACTTRACE PIU for the SIT activates the TIC internal trace. When NTRI receives a DACTTRACE PIU to deactivate SIT, it deactivates the TIC internal trace.

The TIC internal trace is not deactivated in case of discontact (CLOSE) or deactlink SNA commands, but is deactivated in case of slowdown.

For CSS adapter trace, after a CSS adapter trace is started on a trace point, a second adapter trace cannot be started even if the request is for a different trace point. If running a CSS trace on a logical line, the logical line must be active.

**Restriction:** NCP does not support SIT for communication lines that are driven by user-written line-control code, unless the UACBs are compatible with NCP's ACBs. The request to start or stop SIT is passed to the user-written I/O code. At that point, user-written code must support the trace. NCP handles line trace requests for user-written line control if it is compatible and COMPACB=YES is specified on the GROUP definition statement.

You can activate VTAM traces when VTAM is started or as needed. Use the TRACE option on the START command to begin the trace when VTAM is started. Use the MODIFY TRACE command to begin the trace when VTAM is already running. The TRACE start option and the MODIFY TRACE command have additional parameters that are unique to the type of trace.

For more information about SIT, the TRACE start option, and the MODIFY TRACE command, see [z/OS Communications Server: SNA Operation](#). To interpret and print trace data, see ACF/TAP information in Chapter 1, “ACF/TAP and trace data,” on page 1.

Before you start SIT for VTAM, start the GTF trace with the USR option. For information about GTF, see [z/OS MVS Diagnosis: Tools and Service Aids](#).



---

## Chapter 3. Starting and running ACF/TAP

This topic describes the commands and procedures to start and run ACF/TAP.

For information about output report and control parameters, see [Chapter 4, “ACF/TAP parameters,”](#) on [page 21](#).

---

### ACF/TAP commands

You can enter the following commands from the operator's console or include them in the data set or input file:

#### GO

Use this command to start the process that produces output reports from trace files.

**Restriction:** You must make changes to output report and control parameters before entering this command.

#### LIST

Use this command to display, on the operator console, all messages describing the current parameters.

#### PROMPT

Use this command to stop ACF/TAP from reading parameters from the data set or input file and displaying the DSJ081I message. This message notifies the user that a PROMPT command was issued from the data set or input file and requests additional input from the operator console.

#### QUIT

Use this command to stop ACF/TAP operation.

#### READ

Use this command to start reading parameters from the SYSIN data set or input file.

#### RESET

Use this command to reset all control parameters to their default values.

---

### Running ACF/TAP

Use the JCL sample in [Figure 5 on page 18](#) to assist you in creating and tailoring ACF/TAP for your specific environment:

```
//ACFTAP JOB (account info), 'name'
//ACFTAP PROC OUT='*',UNITME=sysda,MIGLIB=SYS1.MIGLIB,
// SORTLIB='sys1.sort.sortlib',VOL='vol',SORTWK='sortwk'
//*****
//**
//** PROCEDURE: ACF/TAP **
//** **
//** FUNCTION: RUN ACF/TRACE ANALYSIS PROGRAM **
//** **
//** NOTE: **
//** CHANGE ALL LOWER CASE CHARACTERS TO VALUES **
//** SUITABLE FOR YOUR INSTALLATION. **
//** **
//** SYMBOLIC PARMS: **
//** OUT : SYSOUT CLASS **
//** UNITME : UNITNAME FOR TEMPORARY DATA SETS **
//** MIGLIB : LIBRARY CONTAINING ACF/TAP **
//** SORTLIB : LIBRARY CONTAINING MVS SORT ROUTINE **
//** VOL : VOLUME OF TAPE **
//** SORTWK : UNIT NAME FOR SORT ROUTINE **
//** **
//** FOR MORE INFORMATION ABOUT THIS JCL SEE SNA ACF/TAP Trace **
//** TRACE ANALYSIS HANDBOOK **
//*****
//ACFTAP EXEC PGM=ACFTAP,REGION=1M
```

```

//*****
//** LIBRARY CONTAINING ACFTAP ROUTINE **
//*****
//STEPLIB DD DSN=&MIGLIB,DISP=SHR **
//*****
//** LIBRARY CONTAINING MVS SORT ROUTINE **
//*****
//SORTLIB DD DSN=&SORTLIB,DISP=SHR
//*****
//** DATA SETS USED FOR SORTING **
//*****
//SORTIN DD DSN=TAPSORTI.DATA.TAP,UNIT=&UNITNME,
// SPACE=(CYL,(10,5)),DISP=(NEW,DELETE),
// DCB=(RECFM=F,LRECL=364,BLKSIZE=364)
//SORTOUT DD DSN=TAPSORTO.DATA.TAP,UNIT=&UNITNME,
// SPACE=(CYL,(10,5)),DISP=(NEW,DELETE),
// DCB=(RECFM=F,LRECL=364,BLKSIZE=364)
//SORTWK01 DD DSN=&&TEMPD5,UNIT=&SORTWK,
// SPACE=(CYL,(10,5),,CONTIG),
// DISP=(NEW,DELETE)
//*****
//** TEMPORARY DATA SETS **
//*****
//SYSTEMP1 DD DSN=TAPTEMP1.DATA.TAP,UNIT=&UNITNME,
// SPACE=(CYL,(10,5)),DISP=(NEW,DELETE),
// DCB=(RECFM=F,LRECL=284,BLKSIZE=284)
//SYSTEMP2 DD DSN=TAPTEMP2.DATA.TAP,UNIT=&UNITNME,
// SPACE=(CYL,(10,5)),DISP=(NEW,DELETE),
// DCB=(RECFM=F,LRECL=284,BLKSIZE=284)
//*****
//** DIAGNOSTIC OUTPUT **
//*****
//SYSUDUMP DD SYSOUT=&OUT //SYSABEND DD SYSOUT=&OUT
//*****
//** ACFTAP REPORTS **
//*****
//SYSLDPRT DD SYSOUT=&OUT
//SYSLSPRT DD SYSOUT=&OUT
//SYSGSPRT DD SYSOUT=&OUT
//SYSSDPRT DD SYSOUT=&OUT
//SYSSSPRT DD SYSOUT=&OUT
//SYSNEPRT DD SYSOUT=&OUT
//SYSDTPRT DD SYSOUT=&OUT
//SYSVTPRT DD SYSOUT=&OUT
//SYSLUPRT DD SYSOUT=&OUT
//SYSPRINT DD SYSOUT=&OUT
//SYSIXPRT DD SYSOUT=&OUT
//SYSNTPRT DD SYSOUT=&OUT
//SYSNPPRT DD SYSOUT=&OUT
//SYSCSPRT DD SYSOUT=&OUT
//SYSCAPRT DD SYSOUT=&OUT
//SYSFRPRT DD SYSOUT=&OUT
//*****
//** TRACE INPUT FILE **
//*****
//SYSTRACE DD DISP=(OLD,KEEP),UNIT=&UNITNME,VOL=SER=&VOL,LABEL=(,NL)
//*****
//** SORT/MERGE MESSAGE DATASET **
//*****
//SYSOUT DD SYSOUT=&OUT
//*****
//PROCEND PEND //STEP1 EXEC ACFTAP
//*****
//** ACF/TAP PARAMETERS **
//*****
//SYSIN DD *
parameters
parameters
See the chapter of parameters for more information about ACF/TAP parameters
/*

```

Figure 5. Sample ACF/TAP procedure

#### Notes:

1. For the data set entries shown in lowercase, the specified information must be supplied.
2. ACF/TAP commands and parameters entered in the SYSIN data set must begin in column 1 (position 1).

3. The //SYSIN statement and control parameter data (for example, INPUT=LINE) can be omitted from the JCL. If it is, ACF/TAP prompts you to enter parameters from the operator's console.
4. ACF/TAP requires an MVS system sort program to produce the GPT index report (IXPRT) and the line trace summary report (LSPRT).
5. The SORTIN, SORTOUT, and SORTWK01 DD statements are required only if IXPRT=YES or if LSPRT=YES.

## Entering commands and parameters

---

When ACF/TAP starts, the following messages appear on the operator's console:

```
DSJ001I ACFTAP EXECUTION BEGINS
DSJ021I PARAMETERS ARE RESET TO DEFAULT STATUS
DSJ020A ENTER ACFTAP PARAMETERS OR READ, QUIT, LIST, GO, RESET
```

In response to these messages, enter `reply xx,command` or `reply xx,parameter=value`. Where the following values have these meanings:

**xx**

Is the MVS system reply ID.

**command**

Is a valid ACF/TAP command.

**parameter = value**

Is a valid ACF/TAP parameter and value.

For more information about commands, see [“ACF/TAP commands” on page 17](#). For more information about parameters, see [Chapter 4, “ACF/TAP parameters,” on page 21](#).

If a READ command is entered, ACF/TAP runs the commands and parameters listed in the SYSIN data set. However, it is not necessary to enter the READ command from the operator's console before the SYSIN statement can be read. After the JCL is read or entered from the console, enter the GO and QUIT commands. You can enter these commands from the console or inserted in the JCL. If the QUIT command is entered immediately following the GO command, in the SYSIN data set, ACF/TAP does not prompt the system operator.

After each entry from the operator's console, ACF/TAP responds with the following messages:

```
DSJ020A ENTER ACFTAP PARAMETERS OR READ, QUIT, LIST, GO, RESET
DSJ029I message text shows the entry from the console.
```

If you make a syntax error while entering parameters, message DSJ029I is followed by message DSJ028I.

The vertical indicator (|) points to the approximate location in message DSJ029I where ACF/TAP stopped scanning the entry because of a syntax error. However, if the parameters are read from the SYSIN data set and a syntax error is detected, message DSJ089I prints in place of message DSJ029I.



---

## Chapter 4. ACF/TAP parameters

This topic describes the Advanced Communications Function/Trace Analysis Program (ACF/TAP) output report and control parameters. Using these parameters, you can obtain output reports with specific input trace data.

### Parameter conventions

---

The following conventions apply to the ACF/TAP control parameters unless otherwise specified:

- If a parameter is not entered, ACF/TAP uses the previously entered value or the default value.
- Blanks and commas are delimiters.
- At least one delimiter must appear between parameters.
- The maximum length of an input line is 72 characters.
- Multiple lines can be entered; however, no parameter can be continued from one line to another.
- For YES or NO values the initials Y and N are not accepted. They must be entered as YES or NO.
- If you make a mistake when you are entering parameters, you can re-enter them. The parameter that is used is the last value that you enter. However, some parameters are cumulative and must be reset before you can correct them. Following is a list of these parameters:
  - BFFRNODE
  - GPTNODE
  - NODE
  - CSATYPE
  - LCN
  - CTLRNODE
  - LINENODE
  - VITTYPE
  - DLCI
  - LOGADDR

To reset a parameter to its default value, either enter the parameter without a value (parameter= ) or omit the parameter.

Input lines beginning with an asterisk (\*) are ignored and can be used as comment lines.

### Output report parameters

---

This topic describes the contents of the output reports and their parameters. You can request any number of reports each time you run ACF/TAP. See [Figure 1 on page 4](#) to see the trace data that can be produced on each report.

See “[Output report format](#)” on [page 21](#) for information about NCP version and release levels and their affects on output report formatting.

### Output report format

Some ACF/TAP output report data and formatting is dependent on the level of NCP that is installed. Use the following information to determine whether the NCP that you have installed is listed, and what affect it has on the output reports.

The trace data file element addresses are organized in the order of appearance in reports:

- LAN line trace (NTPRT)
- Line trace detail (LDPRT)
- Network data traffic (DTPRT)
- Network error (NEPRT)
- SNA detail (SDPRT)
- SNA summary (SSPRT)

Both Internet and SNA traffic, in support of Internet Protocol routing over token rings, are shown in:

- Line trace detail (LDPRT)
- LAN line trace (NTPRT)

Data for frame-relay peripheral links are formatted in:

- Line trace detail (LDPRT)
- Line trace summary (LSPRT)
- SNA detail (SDPRT)
- SNA summary (SSPRT)

VTAM full buffer trace and network qualified names features are formatted in full on the SYSPRINT report and truncated to a maximum of 256 bytes on all other applicable reports.

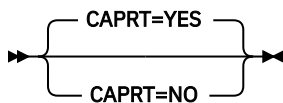
LONGPIU=YES can be specified when formatting a VTAM full buffer trace, and up to 4096 bytes of data is formatted on the applicable reports. The complete data is still printed on the SYSPRINT report if DUMP=YES is specified.

## CSS adapter trace report (CAPRT)

For each CSA line trace record, this report shows: trace record number, trace type, a hexadecimal format dump, and a translation of each element. Possible trace elements are:

- Controller bus adapter (CBA)
- Common and specific mappers (MAPR)
- ESCON adapter (ESCA)
- Token ring adapter (TRA)
- Communication line adapter (CLA)
- Controller bus processor (CBP)
- Frame-relay transmit, receive and internal trace (FRLY)
- X.25 transmit and receive SIT (X25) ISDN adapter (ISDN)

Each element is interpreted for commands and error conditions.



See [“CHARCODE parameter” on page 34](#) for translation options.

### YES

This is the default if a value is not specified or the parameters are reset. All data applicable to this report is formatted.

### NO

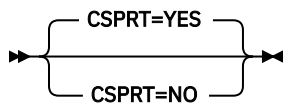
If this value is specified, the report is not processed.

## CSS line trace report (CSPRT)

For each CSS line trace record this report shows the trace record number, trace type, a hexadecimal format dump and a translation of each element. Each element is interpreted for commands and error conditions. Possible trace elements are:

- Extended control block flag byte (ECB)
- CSS processor-to-NCP dynamic parameter status area (LDPSA)
- CSS processor-to-NCP parameter area (LPARM)
- CSS processor-to-NCP parameter status area (LPSA)
- CSS processor-to-NCP status area (LSTAT)
- NCP-to-CSS processor dynamic parameter status area (NDPSA)
- NCP-to-CSS processor parameter area (NPARM)
- NCP-to-CSS processor parameter status area (NPSA)
- NCP-to-CSS processor status area (NSTAT)
- Receive data (RDATA)
- Transmit data (XDATA)

See [“CHARCODE parameter” on page 34](#) for translation options.



### YES

This is the default if a value is not specified or the parameters are reset. All data applicable to this report is formatted.

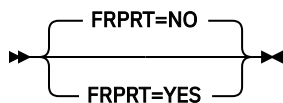
### NO

If this value is specified, the report is not processed.

## Frame-relay logical line trace summary report (FRPRT)

The frame-relay logical line trace summary report (FRPRT) displays a summary of the frame-relay logical line trace data.

See [“CHARCODE parameter” on page 34](#) for translation options.



### NO

This is the default if a value is not specified or the parameters are reset. The report is not processed.

### YES

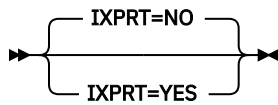
If this value is specified, all data applicable to this report is formatted.

## GPT index report (IXPRT)

This report formats single conversations of independent logical units. It contains an index that shows session initiation and identification (dummy BINDs that contain the network address pair and fully qualified PCID), and conversation allocations (FMH5s) grouped by session. Each function management header 5 (FMH5) is accompanied by its ACF/TAP record number that isolates the conversation to be formatted.

If YES is specified, the value for all other output reports is set to NO, the INPUT parameter is set to GPT, and NODE selection processing is bypassed.

To produce this report a system sort program is required.



#### NO

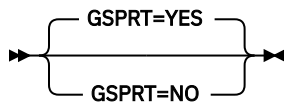
This is the default if a value is not specified or the parameters are reset. If this value is specified, the report is not processed.

#### YES

All data applicable to this report is formatted.

### GPT summary report (GSPRT)

This report produces a summary of each GPT status or data record. Each element is on a single line and contains the link, cluster, and resource addresses. Status elements are analyzed and contain a message describing the results. Data elements are shown in hexadecimal format and show the request/response unit command. See [“How ACF/TAP supports GPT data” on page 2](#) for additional information about GPT support.



#### YES

This is the default if a value is not specified or the parameters are reset. All data applicable to this report is formatted.

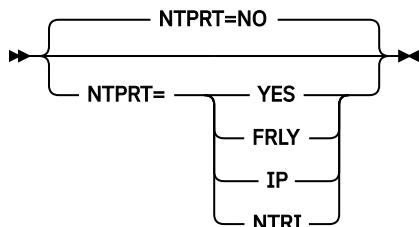
#### NO

If this value is specified, the report is not processed.

### LAN line trace report (NTPRT)

Depending on the formatted trace data, the following information is shown in the NTPRT report:

- Line address
- Whether the data is *receive* or *transmit*
- Destination and source addresses
- Transmitter *send* and *receive* sequence numbers
- Routing information
- Whether it is a command or response
- Poll/Final bit.



#### NO

This is the default if a value is not specified or the parameters are reset. If this value is specified, the report is not processed.



**YES**

All FRTR, IP, and NTRI record types are selected for processing.

**FRLY**

Only frame-relay token-ring record types are processed.

**IP**

ENET (ARP and IP), 802.3, 802.3 (ARP and IP), token-ring (IP and ARP), and FRTR record types are processed.

**NTRI**

Only NTRI (physical and logical) record types are processed.

## Line trace detail report (LDPRT)

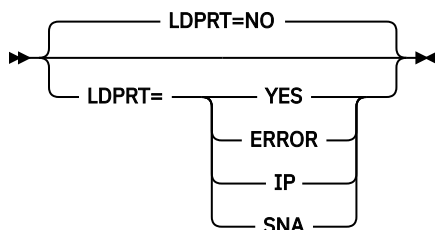
This report shows Ethernet, frame-relay, IP, NCP, SIT, NTRI, or X.25 line trace data.

SIT and CSP normal mode trace elements are of variable length, depending on the element type.

This report contains a detailed analysis of the status elements. Parameter, IOH, transmit, receive, and checkpoint elements are shown in hexadecimal format and character format. CSP character mode trace elements are shown in detail with one element per line.

NTRI trace elements are variable length IOH, transmit, and receive line trace elements. They are shown one element per line, in hexadecimal format and character format.

See [“CHARCODE parameter” on page 34](#) for translation options.

**NO**

This is the default if a value is not specified or the parameters are reset. If this value is specified, the report is not processed.

**YES**

All data applicable to this report is formatted.

**ERROR**

Only ACF/TAP-defined error or exception conditions are reported. This option is not available for the normal-mode line trace or SIT.

**IP**

Only frame-relay Internet Protocol (FRIP) and frame-relay address resolution protocol (FRARP) trace data is printed. Applicable to frame-relay physical trace data only.

**SNA**

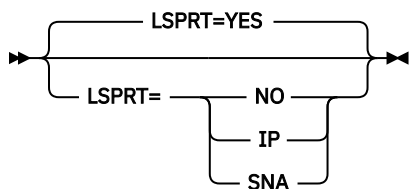
Only FRTE-related trace data is printed.

## Line trace summary report (LSPRT)

This report displays a summary of the Ethernet, frame-relay physical, IP, NCP, SIT, NTRI, or X.25 line trace data.

To produce this report a system sort program is required.

See [“CHARCODE parameter” on page 34](#) for translation options.



#### YES

This is the default if a value is not specified or the parameters are reset. All data applicable to this report is printed.

#### NO

If this value is specified, the report is not processed.

#### IP

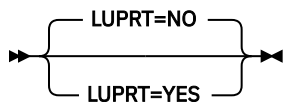
Only frame-relay Internet Protocol (FRIP) and frame-relay address resolution protocol (FRARP) trace data is printed.

#### SNA

Only FRTE-related trace data is printed.

## LUNAME cross-reference report (LUPRT)

This report contains trace type, direction, FID, PLUNAME, SLUNAME, PCID, and timestamp information that ties network addresses together with logical unit names.



#### NO

This is the default if a value is not specified or the parameters are reset. If this value is specified, the report is not processed.

#### YES

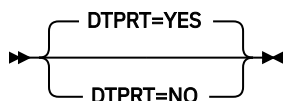
If specified, data is gathered from a bind PIU. If no bind PIUs are found in the trace data set, this report is not produced.

## Network data traffic report (DTPRT)

This report provides a hexadecimal format and character printout of request/response units (RU) that have data associated with them. Any data that remains after the analysis of the transmission header (TH), request/response (RH) and RU command bytes, is printed.

This report is not generated for the character-mode line trace.

See [“CHARCODE parameter” on page 34](#) for translation options.



#### YES

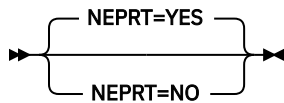
All data applicable to this report is printed.

#### NO

This is the default if a value is not specified or the parameters are reset. If this value is specified, the report is processed.

## Network error report (NEPRT)

This report lists the error messages and a one line summary (such as incorrect commands, sense codes, or BIND failures) of error conditions that have occurred in the network.



### YES

All data applicable to this report is printed.

### NO

This is the default if a value is not specified or the parameters are reset. If this value is specified, the report is not processed. See [“Network error report” on page 212](#) for a description and sample of the report.

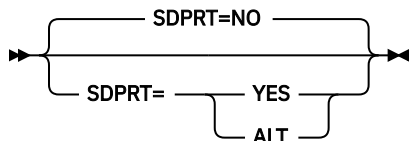
## SNA detail report (SDPRT)

This report provides an analysis of the SNA and SDLC message protocols and, depending on the trace data, includes the following information:

- Request/response header (RH)
- Request/response unit (RU) data
- SDLC command (SDLC CMD)
- Transmission header (TH)

This report is not generated for the character-mode line trace.

See [“CHARCODE parameter” on page 34](#) for translation options.



### NO

This is the default if a value is not specified or the parameters are reset. If this value is specified, the report is not processed.

### YES

All data applicable to this report is printed.

### ALT

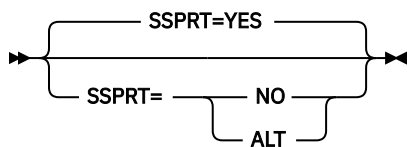
If this value is specified when processing VTAM Buffer trace data or NCP line trace data, the alternate report format is used. See [“SNA detail report \(SDPRT\)” on page 27](#) for a description and sample of the report.

## SNA summary report (SSPRT)

This report provides a summary of the SNA and SDLC protocols in a compact one-print- line-per-message format, with the exception of a FID4 PIU which has two lines. The information is shown in a vertical column format which makes it easier to scan the report for bit setting changes.

When ALT is coded, the format is two print lines per message and the FID4 has three print lines.

This report is not generated for the character-mode line trace.



#### YES

All data applicable to this report is printed.

#### NO

This is the default if a value is not specified or the parameters are reset. If this value is specified, the report is not processed.

#### ALT

If this value is specified when processing VTAM Buffer trace data or NCP line trace data, the alternate report format is used. See [“SNA detail report \(SDPRT\)” on page 27](#) for a description and sample of the report.

## Summary report parameters (SYSPRINT/SYSLST)

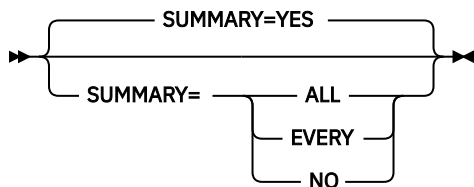
The SYSPRINT report provides a summary of the input records and a summary of the ACF/TAP parameters that are used in processing the trace data files. The SUMMARY, DUMP, and PRINT parameters are used to define the format of the SYSPRINT report.

For a description and examples of these reports, see [“SYSPRINT reports” on page 231](#).

See [“CHARCODE parameter” on page 34](#) for translation options.

### Summary parameter

This parameter causes the trace record summary to be generated.



**Note:** The SUMMARY parameter defaults to ALL if INPUT=SCAN and SUMMARY=YES, NO or ALL. The SUMMARY parameter is not overridden if you specify SUMMARY=EVERY.

#### YES

This is the default unless INPUT=SCAN. Input trace records processed by ACF/TAP are summarized. When trace records are selectively processed according to time, count, or nodename options, SUMMARY=ALL might produce more summary entries than SUMMARY=YES.

#### ALL

Specify this value to generate a summary of all processed and unprocessed trace records specified on the INPUT parameter. System control records are not summarized.

#### EVERY

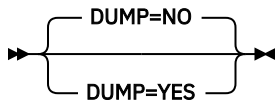
Specify this value to cause ACF/TAP to summarize every trace record in the input data set, including system control records and record types that ACF/TAP does not process. Values specified on the INPUT parameter are disregarded.

#### NO

If this value is specified, summary data is omitted from the SYSPRINT report.

### DUMP parameter

This parameter specifies whether dump data should be produced for the trace data file records.



#### NO

This is the default value if a value is not specified or the parameter is reset. Dump data is omitted from the SYSPRINT or SYSLST reports.

#### YES

If this value is specified, dump data that ACF/TAP processed is summarized. The output produced is dependent on the SUMMARY parameter value.

- If SUMMARY=ALL, all processed records are dumped based on input type.
- If SUMMARY=EVERY, all records in the trace file are dumped.
- If SUMMARY=NO or SUMMARY=YES, all selectively processed records are dumped based on input type, time, count, and node.

To view trace data that has been truncated on other trace reports, code DUMP=YES. When DUMP=YES is coded, the entire buffer trace record appears on the SYSPRINT report.

### PRINT parameter

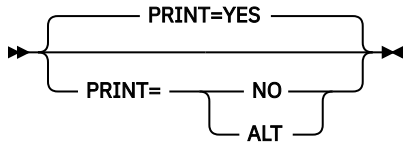
This parameter specifies whether the contents of the transmission header, request header, and request/response unit should be printed.

#### NCP V6R2 and later:

PRINT is not a valid option for CSS resources.

#### NCP V7R1 and later:

PRINT is not a valid option for NTRI resources.



#### YES

This is the default if a value is not specified or the parameter is reset. Transmission header, request header, and request or response unit data is printed in the SYSPRINT report.

#### NO

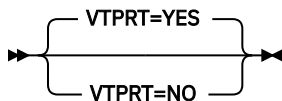
If this value is specified, transmission header, request header, and request or response unit data is omitted from the SYSPRINT/SYSLST report.

#### ALT

If this value is specified when processing VTAM Buffer trace data or NCP line trace data, the alternate report format is used. See [“SYSPRINT reports” on page 231](#) for a description and sample of the report.

### VTAM internal trace report (VTPRT)

This report shows the VTAM internal trace (VIT) elements. Each line contains a timestamp, the 32-byte trace element in hexadecimal format and character format.



#### YES

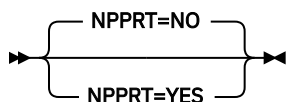
All data applicable to this report is printed.

## NO

This is the default if a value is not specified or the parameters are reset. If this value is specified, the report is not processed.

## X.25 line trace report (NPPRT)

This report describes the X.25 line trace elements. Each line contains direction, logical channel number (LCN), timestamp and a detailed analysis of the frame and packet headers.



## NO

This is the default if a value is not specified or the parameters are reset. If this value is specified, the report is not processed.

## YES

All data applicable to this report is printed.

## ACF/TAP control parameters

Table 5 on page 30 describes the parameters that you can use to tailor your output reports for specific trace data. The table contains a short description of each control parameter and the location of detailed information.

Table 5. ACF/TAP Control parameter functions		
Parameters	Function	See
3746 M900	Select specific 3746 Model 900 trace records for the CSS adapter or CSS line trace reports.	<a href="#">“3746 Model 900 parameters” on page 31</a>
CHARCODE	Select EBCDIC or ASCII data translation for any report that translates hex data.	<a href="#">“CHARCODE parameter” on page 34</a>
CSATYPE	Select type of trace records for the CSS adapter trace report.	<a href="#">“CSATYPE parameter” on page 35</a>
DLCI	Select frame-relay trace data by logical connections.	<a href="#">“DLCI parameter” on page 40</a>
INDEX (see note at end of table)	Select PIUs for the GPT index report.	<a href="#">“INDEX parameter” on page 41</a>
INPUT (see note at end of table)	Specify the type of trace records to be analyzed.	<a href="#">“INPUT parameter” on page 41</a>
LCN	Select NPSI, XI, and PVI elements for the X.25 line trace report.	<a href="#">“LCN parameter” on page 43</a>
LINECNT	Specify the number of lines per page on the output reports.	<a href="#">“LINECNT parameter” on page 43</a>
LLN	Select logical line numbers for the NTRI line traces and hardware addresses for ESS line traces.	<a href="#">“LLN parameter” on page 43</a>
LOGADDR	Select logical line addresses for the CSS line trace report.	<a href="#">“LOGADDR parameter” on page 44</a>

<i>Table 5. ACF/TAP Control parameter functions (continued)</i>		
<b>Parameters</b>	<b>Function</b>	<b>See</b>
LONGPIU	Expand the formatted length of line trace data or VTAM full   buffer trace data.	<a href="#">“LONGPIU parameter” on page 44</a>
NCPNAME	Select GPT records by NCP name.	<a href="#">“NCPNAME parameter” on page 45</a>
Node	Select records by device name.	<a href="#">“NODE parameter” on page 46</a>
RRSUP	Control suppression of receive ready frames.	<a href="#">“RRSUP parameter” on page 48</a>
S/EDATE S/ETIME	Select records by date or time.	<a href="#">“S/EDATE and S/ETIME parameters” on page 49</a>
SOURCE	Specify the origin of the trace files.	<a href="#">“SOURCE parameter” on page 51</a>
START/END	Select records by count (range).	<a href="#">“START and END parameters” on page 51</a>
TIMEOUT	Specify the timeout limit for NCP line trace timer field.	<a href="#">“TIMEOUT parameter” on page 52</a>
TOSUP	Control suppression of the printing of timeout messages for frame relay.	<a href="#">“TOSUP parameter” on page 52</a>
VIEW	Specify online or print mode to view SNA detail, SNA summary or SYSPRINT reports.	<a href="#">“VIEW parameter” on page 53</a>
VIT	Select VTAM internal trace (VIT) entries.	<a href="#">“VIT parameters” on page 53</a>
WRAP	Select GTF data sets (used with SDATE/STIME parameters).	<a href="#">“WRAP parameter” on page 54</a>
<b>Note:</b> ACF/TAP supports GPT data with the INDEX, INPUT, and IXPRT parameters. For more information about GPT data, see <a href="#">“How ACF/TAP supports GPT data” on page 2</a> .		

## 3746 Model 900 parameters

These parameters are valid for the 3746 Model 900 only. They are used for processing specific CSS adapter type records for the CSS adapter trace report (CAPRT), and CSS line trace type records for the CSS line trace report (CSPRT).

When these parameters are used with the CSATYPE parameter, the following occurs.

If the value on the CSATYPE parameter and the 3746 Model 900 parameters match, the trace data specified by the 3746 Model 900 parameter is displayed on the report. For example:

```
CSATYPE=TRA
TRALMAC=xxxxxxxxxxxx
```

Only TRA-CPLR and TRA-LSA trace elements are displayed. No other TRA keys are displayed.

If the trace data set contains various types of data (MAPR, TRA, ESCON, CLA) and the parameters are coded:

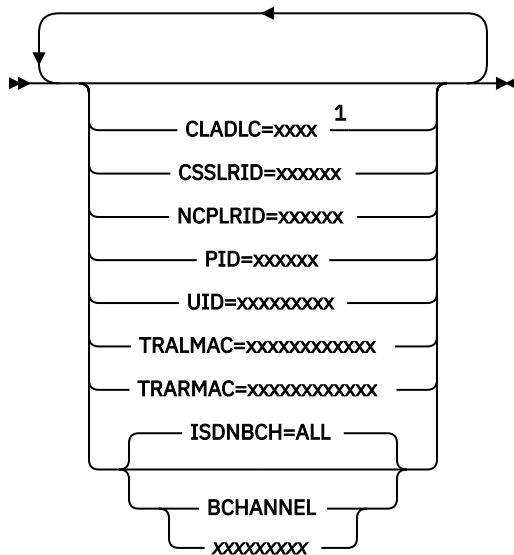
```
CSATYPE=CBA
TRALMAC=xxxxxxxxxxxx
NCPLRID=xxxxxxx
```

No data appears on the report because none of the 3746 Model 900 parameters matched the CSATYPE parameter value.

See the parameter description to determine what trace data is processed for each parameter.

If none of these parameters are selected, the records processed defaults to the values selected with the CSATYPE parameter.

When coding multiple parameters, they must be separated with a blank space or a comma.



Notes:

<sup>1</sup> Depending on the frame type, the CLADLC address can be 1 or 2 bytes long.

## Parameter descriptions

The record types listed under the parameter description are the trace data that is produced when the parameter is used.

### CLADLC

Communications line adapter DLC address.

### CLA-PIU

Inbound and outbound PIU at IFA level

### CSSLRID

CSS local resource ID.

### MAPR-LSA

LSA primitives

### MAPR-SSA

SSA primitives

### LDPSA

LIM to dynamic NCP PSA (CSPRT and CAPRT reports)

### NDPSA

NCP to dynamic LIM PSA (CSPRT and CAPRT reports)



**NCPLRID**

NCP local resource ID.

**MAPR-LSA**

LSA primitives

**MAPR-MSG**

CDIM messages

**MAPR-SSA**

SSA primitives

**LDPSA**

LIM to dynamic NCP PSA (CSPRT and CAPRT reports)

**NDPSA**

NCP to dynamic LIM PSA (CSPRT and CAPRT reports)

**PID**

Provider connection endpoint identifier.

**CLA-LSA**

Incoming and outbound LSA DL/PM primitive

**TRA-LSA**

DL\_LSA primitives traced in the enabler and sent from the enabler to LLC, and from the LLC to the enabler.

DL\_LSA primitives exchanged from a LSA user to the LLC sublayer, and from a LSA sublayer to a LSA user.

MAC\_LSA primitives exchanged with MAC sublayer.

**UID**

User connection endpoint identifier.

**CLA-LSA**

Incoming and outbound LSA DL/PM primitive

**TRA-LSA**

DL\_LSA primitives traced in the enabler and sent from the enabler to LLC, and from the LLC to the enabler.

DL\_LSA primitives exchanged from a LSA user to the LLC sublayer, and from a LSA sublayer to a LSA user.

MAC\_LSA primitives exchanged with MAC sublayer.

**TRALMAC**

Token-ring receive and transmit frames.

**TRA-CPLR**

Token-ring receive and transmit frames.

**TRA-LSA**

DL\_LSA primitives traced in the enabler and sent from the enabler to LLC, and from the LLC to the enabler.

DL\_LSA primitives exchanged from a LSA user to the LLC sublayer, and from a LSA sublayer to a LSA user.

MAC\_LSA primitives exchanged with MAC sublayer.

**TRARMAC**

Remote MAC address.

**TRA-CPLR**

Token-ring receive and transmit frames.

### TRA-LSA

DL\_LSA primitives that are traced in the enabler and sent from the enabler to LLC, and from the LLC to the enabler.

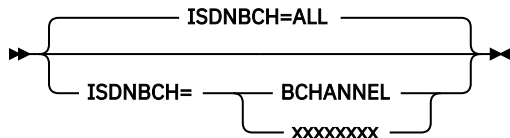
DL\_LSA primitives that are exchanged from a LSA user to the LLC sublayer, and from a LSA sublayer to a LSA user.

MAC\_LSA primitives that are exchanged with MAC sublayer.

### ISDNBCH

This parameter applies to the CSPRT report.

This parameter applies to the processing of ISDN line trace data. When line trace is run for an ISDN physical line, ISDNBCH can be used to select only the data for a specific B-channel.



## B-channel resource

The following options are for B-channel resources.

### ALL

The default value if a value is not specified or the parameter is reset. All data is displayed.

### BCHANNEL

Selects all ISDN B-channel data.

### xxxxxxx

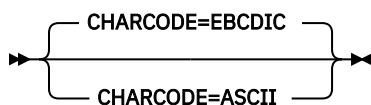
Specifies the line name (in hexadecimal format) of the B-channel whose data is to be displayed.

## CHARCODE parameter

Use this parameter to select EBCDIC or ASCII data translation for the following reports:

- CSS adapter or CSS line trace
- Line trace detail, line trace summary
- Frame-relay logical line trace summary
- Network data traffic
- SNA detail SYSPRINT
- VTAM internal trace

ACF/TAP translates the hex data using the EBCDIC or ASCII translate tables. However, the actual translated data depends on how the trace data was initially built. For example, if data was built in ASCII, and the EBCDIC value is used on the CHARCODE parameter, the translated data is unreadable.



### EBCDIC

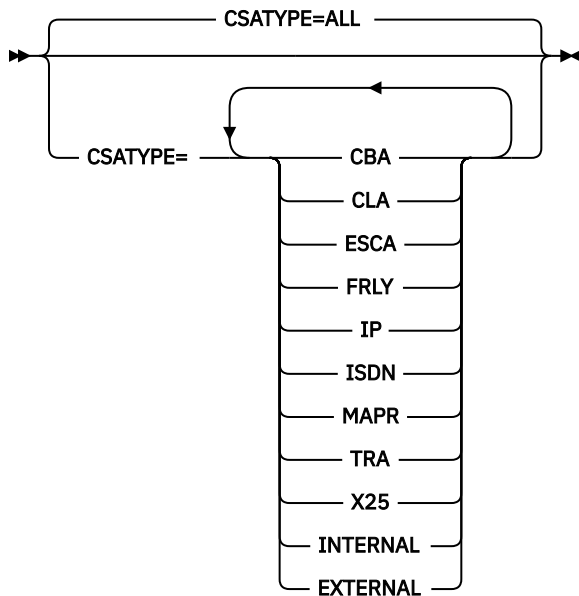
This is the default if a value is not specified or the parameter is reset. If this value is specified, hex data is translated to an EBCDIC format.

### ASCII

If this value is specified, hex data is translated to an ASCII format.

## CSATYPE parameter

Use this parameter to select the CSS adapter type records you want processed for the CSS adapter trace report (CAPRT).



### Notes:

1. See the value descriptions to determine what trace data is processed for the value you specified. If you want to process a specific CSA trace record type only, for example CBA-CHK, enter that value on the parameter.
2. Multiple values can be specified on the CSATYPE parameter but they must be separated by a blank space or comma (.). For example, code the following:

```
csatype=cba-chk cba-cplr cla-chk
```

or

```
csatype=cba,cla,esca
```

**Restriction:** A maximum of 72 characters can be entered on the input line.

### ALL

This is the default if a value is not specified or the parameter is reset. All CSA trace record types in the trace data set are processed with one run of ACF/TAP.

### CBA

Controller bus adapter. The following data is processed:

- Internal Data:

#### **CBA-CHK**

Checkpoint

#### **CBA-PROC**

Processor

- External data:

#### **CBA-CPLR**

Coupler

### CLA

Communications line adapter. All the following data is processed:

- Internal data:

**ESCA-CBP**

Controller bus processor

**ESCA-CBC**

Controller bus coupler

**ESCA-CCHK**

Coupler checkpoint

**ESCA-DATA**

Messages

**ESCA-DPSA**

DPSA messages

**ESCA-PCHK**

Processor checkpoint

- External data:

**ESCA-CPLR**

Coupler

**ESCA-PIU**

Path information unit

**FRLY**

Frame relay. All the following CSS and frame relay (FRLY) data is processed.

- Internal data:

**CSS-CBC**

Controller bus coupler

**CSS-CBP**

Controller bus processor

**CSS-CDIM**

CDIM messages

**CSS-CHK**

Checkpoint

**CSS-CSS**

Connectivity subsystem

**CSS-LSA**

LSA primitives

**CSS-MSG**

Messages

**CSS-SSA**

SSA primitives

- External data:

**FRLY-FRFH**

Frame-relay frame handler

**FRLY-FRTE**

Frame-relay terminal equipment

**FRLY-HPR**

High performance routing

**FRLY-IP**

Internet Protocol

**FRLY-LMI**

Local management interface

## **IP**

Internet Protocol. All the following data is processed.

- External data:

### **IP-RECV**

IP receive data

### **IP-XMIT**

IP transmit data

## **ISDN**

Integrated services digital network. All the following data is processed.

- Internal data:

### **CSS-CBC**

Controller bus coupler

### **CSS-CBP**

Controller bus processor

### **CSS-CDIM**

CDIM messages

### **CSS-CHK**

Checkpoint

### **CSS-CSS**

Connectivity subsystem

### **CSS-LSA**

LSA primitives

### **CSS-MSG**

Messages

### **CSS-SSA**

SSA primitives

### **ISDN-CHK**

Checkpoint

- External data:

### **ISDN-LIC**

Line interface coupler

### **ISDN-RECV**

ISDN Receive data

### **ISDN-XMIT**

ISDN Transmit data

## **MAPR**

Mapper. All the following common and specific mapper data is processed.

- Internal data:

### **MAPR-CBC**

Controller bus coupler

### **MAPR-CBP**

Controller bus processor

### **MAPR-CDIM**

CDIM messages

### **MAPR-LSA**

LSA primitives

### **MAPR-SSA**

SSA primitives

## **TRA**

Token ring adapter. All the following data is processed.

- Internal data:

### **TRA-CDIM**

CDIM messages

### **TRA-LSA**

LSA primitives

### **TRA-PSSA**

SSA primitives

- External data:

### **TRA-CPLR**

Coupler

## **X25**

X.25 adapter. All the following data is processed.

- Internal data:

### **CSS-CBC**

Controller bus coupler

### **CSS-CBP**

Controller bus processor

### **CSS-CDIM**

CDIM messages

### **CSS-CHK**

Checkpoint

### **CSS-CSS**

Connectivity subsystem

### **CSS-LSA**

LSA primitives

### **CSS-MSG**

Messages

### **CSS-SSA**

SSA primitives

- External data:

### **X25-RECV**

X.25 Receive data

### **X25-XMIT**

X.25 Transmit data

## **INTERNAL**

If this operand is specified, the following data is processed:

### **CBA-CHK**

Checkpoint

### **CBA-PROC**

Processor

### **CLA-CHK**

Checkpoint

### **CLA-LSA**

LSA primitives

### **ESCA-CBP**

Controller bus processor

**ESCA-CBC**

Controller bus coupler

**ESCA-CCHK**

Coupler checkpoint

**ESCA-DATA**

Messages

**ESCA-DPSA**

DPSA messages

**ESCA-PCHK**

Processor checkpoint

**CSS-CBC**

Controller bus coupler

**CSS-CBP**

Controller bus processor

**CSS-CDIM**

CDIM messages

**CSS-CHK**

Checkpoint

**CSS-CSS**

Connectivity subsystem

**CSS-LSA**

LSA primitives

**CSS-MSG**

Messages

**CSS-SSA**

SSA primitives

**ISDN-CHK**

Checkpoint

**MAPR-CBC**

Controller bus coupler

**MAPR-CBP**

Controller bus processor

**MAPR-CDIM**

CDIM messages

**MAPR-LSA**

LSA primitives

**MAPR-SSA**

SSA primitives

**TRA-LSA**

LSA primitives

**TRA-PSSA**

SSA primitives

**EXTERNAL**

If this value is specified, the following data is processed:

**CBA-CPLR**

Coupler

**CLA-MAC**

MAC modem

**CLA-PIU**

Path information unit

**ESCA-CPLR**

Coupler

**ESCA-PIU**

Path information unit

**FRLY-FRFH**

Frame-relay frame handler

**FRLY-FRTE**

Frame-relay terminal equipment

**FRLY-HPR**

High performance routing

**FRLY-LMI**

Local management interface

**IP-RECV**

IP receive data

**IP-XMIT**

IP transmit data

**SDN-LICI**

Line interface coupler

**ISDN-RECV ISDN**

Receive data

**ISDN-XMIT**

ISDN Transmit data

**TRA-CPLR**

Coupler

**X25-RECV**

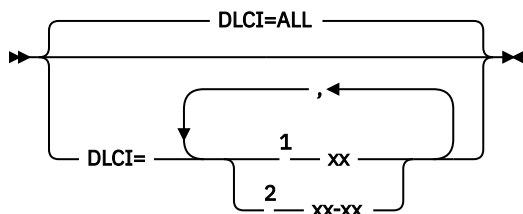
X.25 Receive data

**X25-XMIT**

X.25 Transmit data

## DLCI parameter

This parameter controls the selection of frame-relay trace data based on the data link connection identifier (DLCI) assigned to the frame-relay switch by the network provider. A single, list, or range of connection identifiers can be specified or all frame-relay trace data can be selected for processing. This parameter does not affect the line trace detail report (LDPRT). DLCI does not apply to a 3746 Model 900 frame-relay connection.



Notes:

<sup>1</sup> In hexadecimal format.

<sup>2</sup> In hexadecimal format.



## ALL

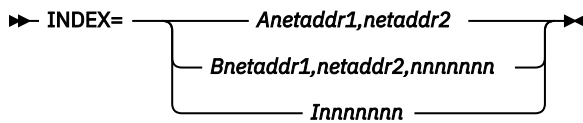
This is the default if a value is not specified or the parameter is reset. All frame-relay trace data is selected.

## xx-xx

Specifies the DLCI of the frame-relay data to be selected. The DLCI parameter, entered in hexadecimal format, maps to the ADDR keyword on the PU definition statement. You can specify 1 - 5 logical connections (separated by commas), or a range of DLCIs (separated by a dash). If a range of DLCIs is specified, the DLCIs specified and all logical connection identifiers that fall between them are selected.

## INDEX parameter

This parameter controls the selection of the PIUs to be formatted. When the INDEX parameter is specified, GPTNORE parameter (GPT trace data) selection processing is bypassed for GPT records. See [“GPTNODE parameter \(GPT trace data\)”](#) on page 47 for more information. A maximum of 20 index parameters can be selected. For more information about selecting PIUs for the GPT index report see [“How ACF/TAP supports GPT data”](#) on page 2.



### **Anetaddr1,netaddr2**

Specify a pair of network addresses between which PIUs are to be formatted. ACF/TAP selects all GPT elements with this address pair. The network address formats are sssssssseeee, where ssssssss is the subarea address, and eeee is the element address.

### **Bnetaddr1,netaddr2,nnnnnnn**

Specify a pair of network addresses between which PIUs are to be formatted beginning at a particular GPT record number. ACF/TAP begins processing using the selected record number and continues until the end of the file is reached. The starting record number is *nnnnnnn*, and *netaddr1,netaddr2* is the address pair to be formatted. The record number (*nnnnnnn*) can be from 1 - 7 digits in length and does not need to be padded with zeros.

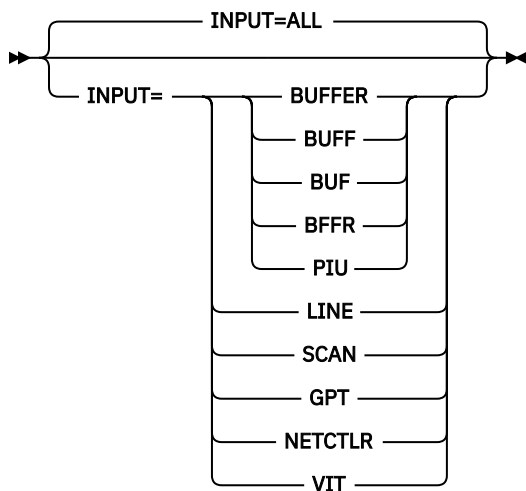
### **Innnnnnnn**

Specify a starting index number obtained from the GPT index report. It can be 1 - 7 digits in length and does not need to be padded with zeros. This option shows the conversation starting at the selected index number and continues to show the associated GPT entries until one of the following occurs:

- Another FMH5 is encountered for the selected address pair (the start of another conversation).
- A BIND is encountered for the selected address pair. The original session has ended, and a new session is being initiated.
- A new status record for a dummy BIND for the selected address pair is encountered. The original session has ended, and a new session is initiated.

## INPUT parameter

Use the INPUT parameter to specify the input file trace data that you want to be processed.



## ALL

This is the default if a value is not specified or the parameter is reset. All trace records types in the trace data set are processed with one run of ACF/TAP.

## BUFFER, BUFF, BUF, BFFR, PIU

Specify this value to process a VTAM buffer trace. Any of the abbreviations listed here can be used.

## LINE

Specifying this value causes the following trace records to be processed:

- NCP line
- SIT
- Transmission group
- NTO internal and FIDO
- NRF
- NTRI
- TIC
- X.25
- Frame-relay
- ESS trace
- CSS line and adapter traces

The NTRI line trace includes the NTRI IOH trace. When you activate an NTRI line trace, the IOH trace is automatically activated.

## SCAN

Specify this value if you want only summary data to be collected for all trace records in the trace data set. Analysis is not done on the trace records, and only a SYSPRINT report is produced. If INPUT=SCAN, the SUMMARY parameter is set to ALL, unless you specify SUMMARY=EVERY.

For more SUMMARY parameter information, see [“Summary parameter” on page 28](#). For information about messages DSJ201I and DSJ205I, see [Appendix A, “Messages,” on page 57](#).

## GPT

Specify this value to process the generalized PIU trace (GPT) records. If you specify this value, see the NCPNAME parameter in [“NCPNAME parameter” on page 45](#).

## NETCTLR

Specify this value to process the network controller trace for the IBM 3710 Network Controller.

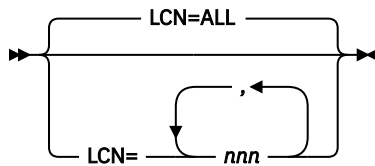
## VIT

Specify this value to process the VTAM internal trace (VIT).

## LCN parameter

Use the logical channel numbers (LCN) parameter to select the NPSI, XI, and PVI elements for the X.25 line trace report.

Use the LINENODE parameter to select physical lines by specifying their names. If you do not specify LINENODE, ACF/TAP tests the NODE parameter. For more information, see [“NODE parameter” on page 46](#).



### ALL

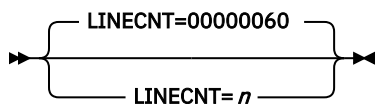
This is the default if a value is not specified or the parameter is reset. All the logical channel numbers (LCNs) in the trace data are selected in the sequence encountered. Use this value to select supervisory and unnumbered frames.

### nnn

Specify this value to determine the 3-digit logical channel addresses that are shown in the line trace report, sorted by LCN. Up to 10 logical channel addresses can be specified. However, system performance degrades with each additional logical channel address specified.

## LINECNT parameter

Use the LINECNT parameter to specify the number of lines per page for the output reports.



### 00000060

This is the default lines per page if a value is not specified or the parameter is reset.

### n

Specify the number of lines per page on the output reports. The minimum number of lines allowed is 25, and the maximum number of lines allowed is 99,999,999.

## LLN parameter

Use the LLN parameter to select the logical line numbers for NTRI line traces and hardware addresses for ESS line traces.



### ALL

This is the default if a value is not specified or the parameter is reset. All NTRI logical line numbers and ESS hardware addresses in the trace data are selected.

### aaaaaaaaaaaa:bb

Use this value to specify which logical line number is selected.

### aaaaaaaaaaaa

This value specifies the destination or source address of the NTRI line to be selected or the ESS hardware address (locally administered or universal) of the data to be traced. The address is a hexadecimal number in the range X'000000000000' - X'7FFFFFFFFFE'.

**bb**

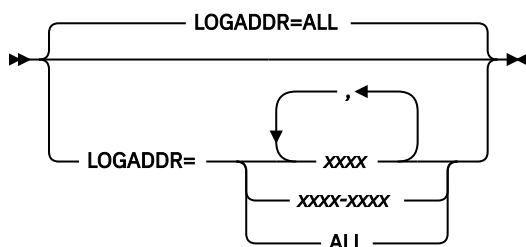
This value specifies the system access point, the destination system address point (DSAP), or the source system address point (SSAP) of the logical line to be selected. When traces for multiple logical lines appear in the trace data set, you can select one for formatting by specifying the DA/DSAP or SA/SSAP pair. If either the destination address and DSAP pair or the source address and SSAP pair matches the logical line address specified, the element is formatted.

**Tips:**

- Specify two asterisks (\*\*) for the DSAP or SSAP to show all entries for a particular source or destination address.
- Use two asterisks in place of the service access point (SAP) for ESS data other than 802.3 snap encapsulated data because there are no SAPs.

## LOGADDR parameter

This parameter controls the selection of logical line addresses for the CSS line trace report (CSPRT).



**ALL**

This is the default if no value is specified or the parameter is reset. If you specify this value, all logical line addresses are processed.

**xxxx, xxxx-xxxx**

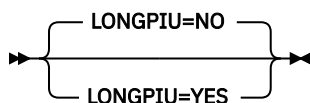
Specify 1 - 15 logical line addresses (separated by commas) or a range of logical line addresses (separated by a dash).

If either LINENODE or NODE is specified, LOGADDR further qualifies the selection criteria for the detail level report. Use the LINENODE parameter to select physical lines by specifying their names. If LINENODE is not specified, ACF/TAP tests the NODE parameter.

ACF/TAP does not use the LOGADDR parameter when it generates the SYSPRINT level report.

## LONGPIU parameter

This parameter controls the number of bytes that ACF/TAP uses to format line trace data or VTAM full buffer trace data.



**NO**

This is the default if a value is not specified or the parameter is reset. The length of the trace data is set to a maximum of 252 bytes.

**YES**

If you specify this value when formatting normal-mode line trace data, ACF/TAP can format up to 4092 bytes of data on the following reports:

- Line trace detail
- SNA detail

- Network data traffic
- Frame-relay logical line trace summary
- SYSPRINT

If you specify this value when formatting VTAM full buffer trace data, ACF/TAP can format up to 4096 bytes of data on the SNA detail, network data traffic, and SYSPRINT reports.

## NCPNAME parameter

Use the NCPNAME parameter to specify the name of the NCP for which ACF/TAP is to format GPT records and is valid only when INPUT=GPT is specified.

➡ NCPNAME= *nnnnnnnnnnnn* ➡

*nnnnnnnnnnnn*

Specify the name of the NCP for which ACF/TAP formats the GPT trace records. The name can be 1 - 12 characters in length, and the default is the first name found.

## Node parameters

Use the node parameters to select the following node parameters to process selected records based on the device name or network address:

- NODE
- BFFRNODE
- CTRLNODE
- GPTNODE
- LINENODE

ACF/TAP checks each specific node parameter, except GPTNODE, for the trace data records to be selected. If you do not specify selection values on the parameter, ACF/TAP uses the information specified on the NODE parameter. If you provide no selection criteria on the NODE parameter, the default value (ALL) is used.

If you do not specify the same selection criteria on the NODE parameter and a specific node parameter (for example LINENODE), the selection criteria on the NODE parameter is ignored.

For GPT processing, if you do not specify GPTNODE, node processing uses the first nonzero link address and not the value of the NODE parameter.

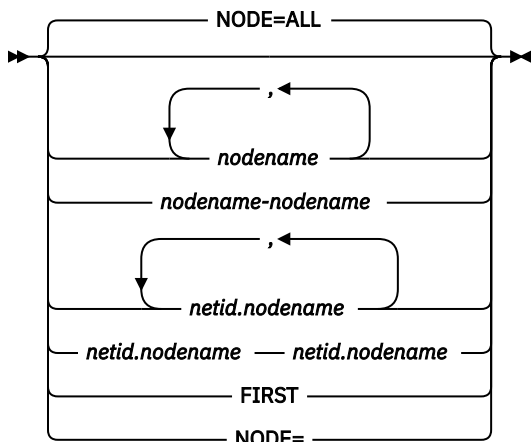
## Notes for node parameters

- You can specify several different nodes in your selection criteria.
- Processing records based on device name or network address is recommended when preparing complex trace reports.
- If you are using VTAM network-qualified names buffer trace data, the GTF file can contain data from more than one VTAM application. You can request trace data from a selected network by specifying the qualifier for that network on either the NODE or BFFRNODE parameter.
- The device addresses for which trace records are processed are the output from the configuration report program (CRP). See *NCP, SSP, and EP Diagnosis Guide*, LY43-0033 for more information about the CRP.
- The node parameters are not valid for VIT; ACF/TAP ignores any value supplied.
- All node selection processing is bypassed under the following circumstances:
  - IXPRT=YES
  - An INDEX parameter has been specified, and a GPT record is being processed.

- During node processing, ACF/TAP processes the START and END parameters using a count value. ACF/TAP processes the node parameters while processing the STIME and ETIME parameters. Therefore, it is possible to select *n* records from a particular node occurring between certain time limits.

## NODE parameter

Use the node parameter in place of any other node parameter, except GPTNODE.



### ALL

This is the default if a value is not specified or the parameter is reset. All trace records for the trace data type specified are selected.

### nodename

This value selects the device name or network address. You can specify 1 - 15 individual device names or network addresses (*nnn,nnn,nnn*) or a range of device names or network addresses (*nnn-nnn*). If a range of devices or addresses is used, all devices or addresses that fall between, and including, the specified names are selected.

The *nodename* you specify depends on the type of trace used. [Table 6 on page 46](#) shows the trace type and the corresponding node name.

Table 6. Trace types and corresponding node names	
Trace	Node name
VTAM buffer trace	Alphanumeric origin name
Line trace	Alphanumeric line name
3710 control unit	Alphanumeric control unit name
IO, GPT	Alphanumeric origin address field

### netid.nodename

Specify this value to cause trace records for the specified network to be selected when a GTF file contains trace data from more than one VTAM application.

#### netid

Specify the ID of the network to be selected. Use an asterisk (\*) to include all networks, or you can omit this value.

#### nodename

Specify the node name of the origin node being traced. Use an asterisk (\*) to include all node names. Code `NODE=nodename` to select the origin node name without specifying a qualifier.

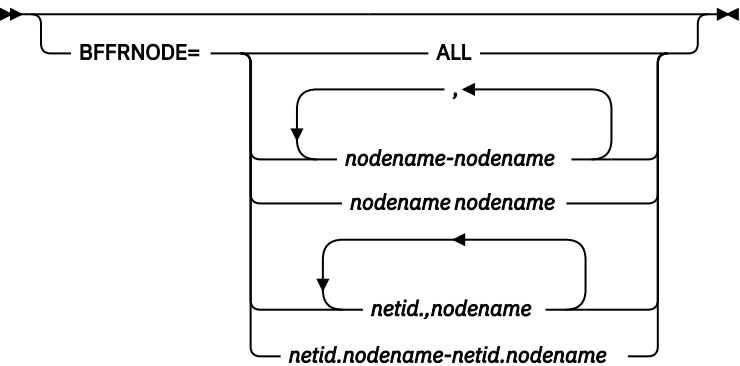
This format is used for network qualified names buffer trace data.

**FIRST**

If you specify this value, the first node found in the trace data set is selected. [Table 7 on page 47](#) shows supported trace types and the selected nodes.

Table 7. Supported trace types and selected nodes	
Line trace	First line name found
Network controller trace	First control unit name found.
VTAM buffer trace	First origin node name.

**BFFRNODE parameter (buffer trace data)**



**ALL**

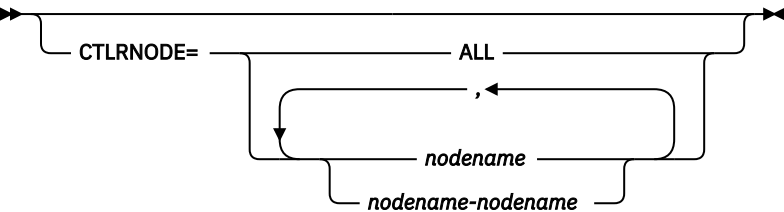
Set this value to process all trace records for the specific trace data type.

***nodename netid.nodename***

For a description of these values, see *nodename* and *netid.nodename* in [“NODE parameter” on page 46](#).

**CTRLNODE parameter (NETCTLR trace data)**

This parameter causes the network controller trace for the IBM 3710 Network Controller to be processed.



**ALL**

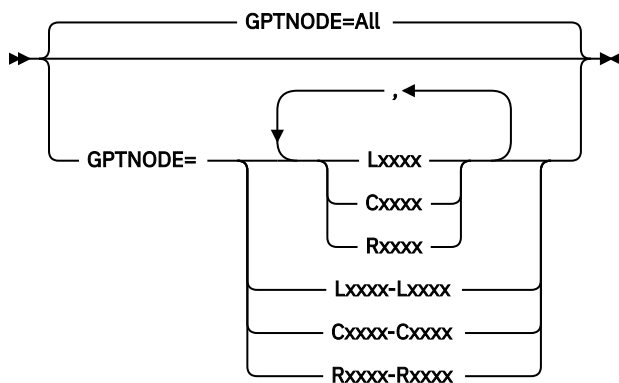
Specify this value to process all trace records for the specific trace data type.

***nodename***

For a description of this value, see *nodename* in [“NODE parameter” on page 46](#).

**GPTNODE parameter (GPT trace data)**

When the INDEX parameter (see [“INDEX parameter” on page 41](#)) is specified, GPTNODE selection values are ignored.



#### ALL

This is the default if a value is not specified or the parameter is reset. All trace records are processed.

#### Lxxxx

#### Cxxxx

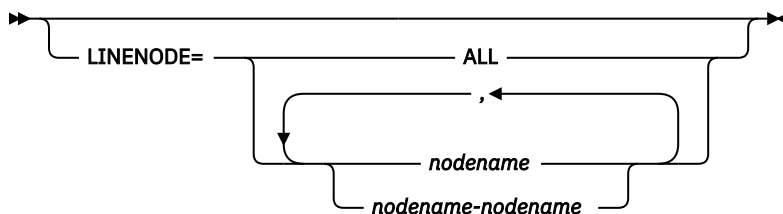
#### Rxxxx

Specifies the device type and device address to be selected from the GPT data. The unique 4-character device address is preceded by an L (link), C (cluster), or R (resource), that identifies the device type. You can specify a list of 1 - 15 device type and address combinations (separated by commas).

You can specify 1 - 15 address hierarchies. However, specify only the highest element in the hierarchy for which you request trace data. For example, if you need to format trace data from the logical units with addresses of R0001 and R0002 attached to a cluster controller with an address of C0001, a node name of C0001 causes a hierarchy of information to be supplied for C0001, R0001, and R0002. You can also select a range of devices. Trace data from all devices with names that fall within the specified range are processed.

### LINENODE parameter (line trace data)

Use the LINENODE parameter to select physical lines by specifying their names. If LINENODE is not specified, ACF/TAP tests the NODE parameter.



#### ALL

All trace records for the specific trace data type are processed.

#### ***nodename***

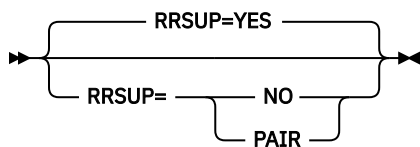
For a description of this value, see *nodename* in [“NODE parameter”](#) on page 46.

You can select multiple line names for the line trace. If you do not specify a line name, all identifiable names in the input file are used as a selection criteria for the remainder of the file. When selecting multiple lines, select lines of the same scanner type; otherwise, the output can be unpredictable.

### RRSUP parameter

Use the RRSUP parameter to control the suppression of receive ready (RR) and receive not ready (RNR) frames. The line trace detail report (LDPRT) is not affected except when RRSUP=YES and scanner data is type 3.





### YES

This is the default if a value is not specified or the parameter is reset. RR frames are suppressed.

### NO

This value allows RR frames to be shown on the trace output report.

### PAIR

This setting suppresses specific RR sequence pairs (command and response) occurring after the first pair in some output reports. This does not affect the SNA summary and detail reports (SSPRT and SDPRT) for type 1 and type 2 scanners or the normal-mode line trace data. Because of NCP processing for the line trace for duplex lines, RRSUP=PAIR does not suppress duplex line trace data.

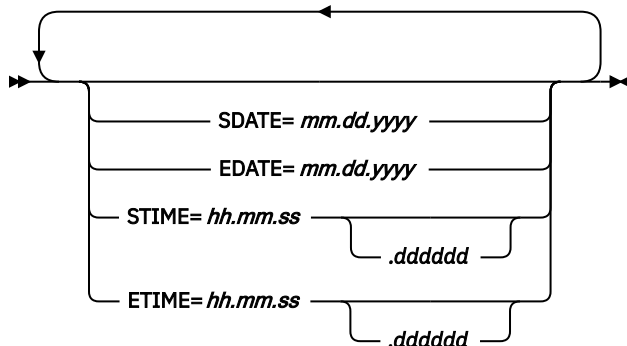
## S/EDATE and S/ETIME parameters

Use the S/EDATE and S/ETIME parameters to select trace records based on their date and time.

For more information, see [“WRAP parameter”](#) on page 54 when selecting GTF data sets, and see [“VIT parameters”](#) on page 53 when selecting VTAM internal trace (VIT) records.

If S/EDATE and S/ETIME values are not specified, record date and time stamps are ignored and the entire file is processed.

If SDATE and EDATE are not used, but STIME and ETIME are used, ETIME minus STIME must be less than 24 hours. The ETIME parameter might not be accurate when the input trace data contains VIT and at least one other type of trace data because the time stamps are not always sequential.



### Notes:

- SDATE is the start date.
- EDATE is the end date.
- STIME is the start time.
- ETIME is the end time.

### **mm.dd.yyyy**

This value specifies the date as month (*mm*), day (*dd*), and year (*yyyy*). If you specify a 2-digit year, it is converted to a 4-digit year.

### **hh.mm.ss.ddddd**

Specify the time in hours (*hh*), minutes (*mm*), and seconds (*ss*). If necessary, you can also specify microseconds (*dddddd*).

[Table 8](#) on page 50 shows different methods of using the date and time parameters to select trace data.

<i>Table 8. Methods of using the date and time parameters to select trace data</i>	
<b>Specifying a parameter</b>	<b>Values to use</b>
STIME	<p><b>SDATE</b> Processing starts with the first record having a date and time that matches or exceeds the SDATE and STIME values, and continues to end of file.</p> <p><b>EDATE</b> SDATE is set to the date of the first record in the file. Processing starts with the first record having a date and time that matches or exceeds the SDATE and STIME values, and continues until a record date exceeds the EDATE value or until end of file.</p> <p><b>SDATE and EDATE</b> Processing starts with the first record having a date and time that matches or exceeds the SDATE and STIME values, and continues until a record date exceeds the EDATE value or until end of file.</p>
ETIME	<p><b>SDATE</b> EDATE set to the same date as SDATE. Processing starts with the first record having a date that matches or exceeds SDATE, and continues until a record date and time exceeds the EDATE and ETIME values or until end of file.</p> <p><b>EDATE</b> SDATE set to the date of the first record in the file. Processing starts with the first record having a date that matches or exceeds SDATE, and continues until a record date and time exceeds the EDATE and ETIME values or until end of file.</p> <p><b>SDATE and EDATE</b> Processing starts with the first record having a date that matches or exceeds SDATE, and continues until a record date and time exceeds the EDATE and ETIME values or until end of file.</p>
STIME and ETIME	<p><b>SDATE</b> EDATE set to the same date as SDATE. Processing starts with the first record having a date and time that matches or exceeds the SDATE and STIME values, and continues until a record date and time exceeds the EDATE and ETIME values or until end of file.</p> <p><b>EDATE</b> SDATE set to the date of the first record in the file. Processing starts with the first record having a date and time that matches or exceeds the SDATE and STIME values, and continues until a record date and time exceeds the EDATE and ETIME values or until end of file.</p> <p><b>SDATE and EDATE:</b> Processing starts with the first record having a date and time that matches or exceeds the SDATE and STIME values, and continues until a record date and time exceeds the EDATE and ETIME values or until end of file.</p>

Table 9 on page 50 shows different methods of using the date and time parameters to select trace data without SDATE and EDATE.

<i>Table 9. Methods of using the date and time parameters to select trace data without SDATE and EDATE</i>	
<b>Specifying a parameter</b>	<b>Results without SDATE and EDATE</b>
STIME	SDATE set to the date of the first record in the file. Processing starts with the first record having a date and time that matches or exceeds the SDATE and STIME values, and continues until end of file.

*Table 9. Methods of using the date and time parameters to select trace data without SDATE and EDATE (continued)*

Specifying a parameter	Results without SDATE and EDATE
ETIME	SDATE set to the date of the first record in the file. EDATE set to the same date as SDATE. Processing starts with the first record having a date value that matches or exceeds the SDATE value, and continues until a record date and time exceeds the EDATE and ETIME values or until end of file.
STIME and ETIME	SDATE set to the date of the first record in the file. EDATE set to the same date as SDATE. Processing starts with the first record having a date and time that matches or exceeds the SDATE and STIME values, and continues until a record date and time exceeds the EDATE and ETIME values or until end of file.

Table 10 on page 51 shows different methods of using the date and time parameters to select trace data without STIME and ETIME.

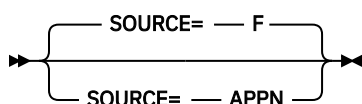
*Table 10. Methods of using the date and time parameters to select trace data without STIME and ETIME*

Specifying a parameter	Results without STIME and ETIME
SDATE	Starts with the first record having a date value that matches or exceeds the SDATE value. Processes until end of file.
EDATE	Sets the value of SDATE to equal the date of the first record that can be processed. Starts with the first record having a date value that matches or exceeds the SDATE value. Processes until a record's date value exceeds the EDATE value.
SDATE and EDATE	Starts with the first record having a date value that matches or exceeds SDATE's value. Processes until the record date value exceeds the EDATE value.

## SOURCE parameter

Use the Source parameter to indicate the format of the trace data source files. This value is dependent on the operating system and access method used.

VTAM produces the GTF SYS1.TRACE data set.



### F (GTF)

This is the default value if a value is not specified or the parameter is reset. Use this value if MVS trace data is in the MVS GTF format.

### APPN

Specify this value to format 3746 Model 950 trace data.

The product is used with the MVS operating system using the VTAM access method and traces gathered by way of GTF.

## START and END parameters

Use the START and END parameters to select records for processing based on ACF/TAP-assigned message counts.

For example:

➡ START= *count* ➡

➡➡ **END=***count* ➡➡

### **count**

This value specifies the ACF/TAP-assigned message count where selection of trace records for processing should start or end.

You can also specify starting and ending counts when a trace file is scanned (INPUT=SCAN). If you specify INPUT=SCAN, analysis is not done on trace records. The count limits apply to the number of records scanned. If you specify SUMMARY=EVERY, the count limits apply to every trace record on the file. If you do not specify the SUMMARY parameter, the scan count applies only to trace records that ACF/TAP can process.

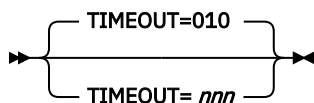
### **Restrictions:**

- START and END are valid only for buffer traces.
- ACF/TAP processes only the records with message counts between those specified by START and END parameters.

## **TIMEOUT parameter**

Use the TIMEOUT parameter to specify the duration of the NCP line trace timer fields that ACF/TAP flags as an exception in the line trace summary report (LSPRT) and in the line trace detail report (LDPRT).

The following is an example:



### **010**

This is the default NCP timer duration if a value is not specified or the parameter is reset.

### **nnn**

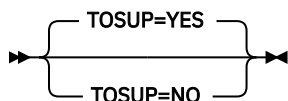
Specify a value in the range 000 (minimum) - 255 (maximum). If you specify 000 or 001, ACF/TAP eliminates the timeout exception.

The times that you specify represents tenths of a second.

## **TOSUP parameter**

Use the TOSUP parameter to suppress the printing of timeout messages generated by timeout conditions on any SDLC receive command. Instead of printing each message, ACF/TAP counts the number of messages and prints this count in the reports. Use this parameter primarily for frame-relay physical line trace data because of the numerous timeout messages generated in this environment and it affects the line trace summary report only.

The following is an example:



### **YES**

This is the default if a value is not specified or the parameter is reset. The printing of timeout messages is suppressed for receive commands and only the number of messages received is reported.

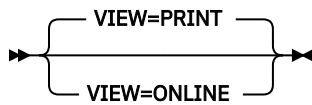
### **NO**

This value allows messages generated by timeout conditions to be shown in the trace output report.

## VIEW parameter

Use the VIEW parameter to view online or obtain a printout of the SNA detail, SNA summary, and SYSPRINT reports.

The following is an example:



### PRINT

This is the default if a value is not specified or the parameter is reset. If you specify this value, ACF/TAP formats the following reports for printing:

- SNA detail
- SNA summary
- SYSPRINT

### ONLINE

If you specify this value, ACF/TAP formats the following reports for viewing at you online display:

- SNA detail
- SNA summary
- SYSPRINT

## VIT parameters

Use the VIT parameters (with the STIME and ETIME parameters) to select specific VIT entries. When entering your selection, or selections, the following parameter hierarchy must be followed:

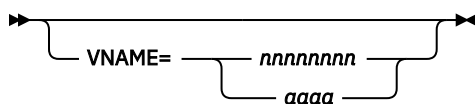
- STIME and ETIME
- VNAME
- VITTYPE
- VITSTR

See [“WRAP parameter” on page 54](#) for a description of the time parameters.

## VNAME parameter

Use the VNAME parameter to specify the VTAM job name or ASCB address selection.

The following is an example:



### nnnnnnnn

Specifies the name of the VTAM job for which records are to be processed. The value of VNAME is compared against the job name in the GTF header when selecting records.

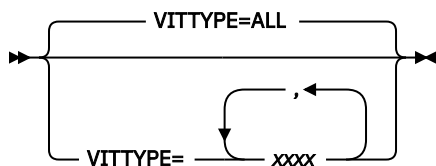
### aaaa

Specifies the address of the ASCB for which records are to be processed. The value of VNAME is compared to the ASCB address in the GTF header when selecting records.

## VITTYPE parameter

Use the VITTYPE parameter to specify the VIT record IDs (entry types) to be processed.

The following is an example:



## ALL

This is the default if a value is not specified or the parameter is reset. This value specifies that all VIT record IDs are processed.

## xxxx

This value identifies the specific record ID or IDs to be processed. You can specify 1 - 10 different VIT record IDs (entry types) with a maximum of 4 characters entered for each ID. The VIT record IDs can be found in z/OS Communications Server: SNA Diagnosis Vol 2, FFST Dumps and the VIT. You do not need to specify LOST entry types, because they always are shown. Entries are not selected for VITTYPE=RE, RELS, REQS, and RESM.

The description explains two types of examples.

## VITTYPE=CPP

All entries with record IDs prefixed by CPP are selected (CPP2, CPP3, CPP6).

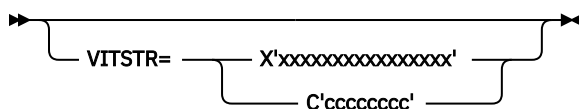
## VITTYPE=CPP2

Only entries with a record ID of CPP2 are selected.

## VITSTR parameter

Use the VITSTR parameter to specify a hexadecimal format or character string to select VIT entries.

The following is an example:



## X'xxxxxxxxxxxxxxxxx'

Specifies a hexadecimal string with a maximum of 8 bytes. ACF/TAP selects VIT entries by scanning the trace records for this string.

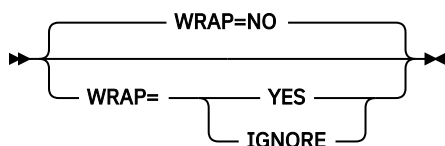
## C'cccccccc'

Specifies a character string with a maximum of 8 characters. ACF/TAP selects VIT entries by scanning the trace records for this string. If the string contains a single quotation mark ('), you must enter another single quotation mark immediately following the first quotation mark or ACF/TAP considers the second mark as the end of the character string. For example, DOESN'T must be entered as C'DOESN''T'. The ending quotation mark must be present, or a syntax error occurs.

## WRAP parameter

Use the WRAP parameter with the SDATE/EDATE and STIME/ETIME parameters to select GTF data sets. For information about the date and time parameters, see [“S/EDATE and S/ETIME parameters”](#) on page 49.

The following is an example:



**NO**

This is the default if a value is not specified or the parameter is reset. A GTF data set stops processing the first time a record is found with a date or time stamp greater than the values specified for EDATE and ETIME.

**YES**

Specify this value if you want the entire GTF data set scanned for records that match the selection criteria specified in the SDATE, STIME, EDATE, and ETIME settings. This provides support for wrapped GTF data sets.

If data within the requested time or date range appears twice in a wrapped GTF data set, use WRAP=YES to enable formatting of all data within the time requested range.

**IGNORE**

This value has the same effect as WRAP=YES except that printing of wrap informational messages (as shown) is suppressed.

```
DSJ242I RECORD XXXXXXX CONTINUITY ERROR - TIMESTAMP WRAPAROUND
```

If you specify WRAP=YES or IGNORE, ACF/TAP continues processing wrapped GTF data sets after a specified EDATE or ETIME parameter is exceeded.





---

## Appendix A. Messages

---

<b>DSJ000I</b>	<b>ACFTAP INTERNAL ERROR - CODE:</b> <b>xxxxxxx RET: yyyyyyy</b>
----------------	---

### Explanation

An undefined error code (xxxxxxx in decimal) was supplied to the error print routine. The return code in hexadecimal format is yyyyyyy.

### System action

Processing continues.

### Operator response

None.

### System programmer response

No response is necessary.

### User response

Not applicable.

### Problem determination

Not applicable.

### Source

None.

### Module

DSJCEPRT on behalf of "unknown" to SYSPRINT or console.

### Routing code

Not applicable.

### Descriptor code

Not applicable.

### Automation

Not applicable.

### Example

None.

---

<b>DSJ001I</b>	<b>ACFTAP EXECUTION BEGINS</b>
----------------	--------------------------------

### Explanation

This message is issued as the first action to occur when the main routine (DSJCETAP) is entered.

### System action

Processing continues.

### Operator response

Not applicable.

### System programmer response

No response is necessary.

### User response

None.

### Problem determination

Not applicable.

### Source

None.

### Module

DSJCEPRT on behalf of DSJCETAP to console.

### Routing code

Not applicable.

### Descriptor code

Not applicable.

### Automation

Not applicable.

### Example

None.

---

<b>DSJ002I</b>	<b>SYSTRACE/SYS008 INPUT FILE OPENED</b>
----------------	--

**Explanation**

This message is issued after the successful open of the trace input file.

**System action**

Processing continues.

**Operator response**

Not applicable.

**System programmer response**

No response is necessary.

**User response**

None.

**Problem determination**

Not applicable.

**Source**

None.

**Module**

DSJCEPRT on behalf of DSJCETAP to SYSPRINT or console.

**Routing code**

Not applicable.

**Descriptor code**

Not applicable.

**Automation**

Not applicable.

**Example**

None.

---

<b>DSJ003I</b>	<b>SYSTRACE/SYS008 INPUT FILE CLOSED</b>
----------------	--

**Explanation**

This message is issued after the successful close of the trace input file.

**System action**

Processing continues.

**Operator response**

Not applicable.

**System programmer response**

No response is necessary.

**User response**

None.

**Problem determination**

Not applicable.

**Source**

None.

**Module**

DSJCEPRT on behalf of DSJCETAP to SYSPRINT or console.

**Routing code**

Not applicable.

**Descriptor code**

Not applicable.

**Automation**

Not applicable.

**Example**

None.

---

<b>DSJ004I</b>	<b>TRACE FILE PROCESSING BEGINS.....</b>
----------------	--

**Explanation**

This message is issued before the first input operation performed on the trace input file.

**System action**

Processing continues.

**Operator response**

None.

**System programmer response**

No response is necessary.

**User response**

Not applicable.

**Problem determination**

Not applicable.

**Source**

None.

**Module**

DSJCEPRT on behalf of DSJCETAP to SYSPRINT or console.

**Routing code**

Not applicable.

**Descriptor code**

Not applicable.

**Automation**

Not applicable.

**Example**

None.

---

**DSJ005I**            **TRACE FILE END OF FILE**

**Explanation**

This message is issued after an end-of-file condition on the trace input file.

**System action**

The trace file is closed with a rewind option, permitting reprocessing of the file if wanted. Either you are prompted for additional ACF/TAP parameters if the last parameter was from the system console, or additional parameters are read from the parameter input file if the last parameter was from the file.

**Operator response**

None.

**System programmer response**

Enter additional ACF/TAP parameters, as required, or enter QUIT to stop processing.

**User response**

Not applicable.

**Problem determination**

Not applicable.

**Source**

None.

**Module**

DSJCEPRT on behalf of DSJCETAP to SYSPRINT or console.

**Routing code**

Not applicable.

**Descriptor code**

Not applicable.

**Automation**

Not applicable.

**Example**

None.

---

**DSJ006I**            **INPUT SELECTION LIMIT(S)**  
                         **ACHIEVED**

**Explanation**

This message is issued when the input selection limits of time, count, or both are reached.

**System action**

The trace file is closed with a rewind option, permitting reprocessing of the file if wanted. Either you are prompted for additional ACF/TAP parameters if the last parameter was from the system console, or additional parameters are read from the parameter input file if the last parameter was from the file.

**Operator response**

None.

**System programmer response**

Examine the time and count input selection limits, correct the error condition, and rerun the job.

**User response**

Not applicable.

**Problem determination**

Not applicable.

**Source**

None.

**Module**

DSJCEPRT on behalf of DSJCETAP to SYSPRINT or console.

**Routing code**

Not applicable.

**Descriptor code**

Not applicable.

**Automation**

Not applicable.

**Example**

None.

---

<b>DSJ007I</b>	<b>TRACE FILE PROCESSING COMPLETE WITH INPUT/OUTPUT ERROR(S)</b>
----------------	--

**Explanation**

An input operation on the trace input file was not successfully completed. The input record was skipped.

**System action**

DSJCETAP closes all files and stops immediately. This message is issued after the end-of-file condition occurs and is issued in place of DSJ005I or DSJ006I.

**Operator response**

None.

**System programmer response**

Examine SYNAD information, correct the error condition, and rerun the job. SYNAD information, preceded by message DSJ008I, is written to the system log by means of the WTL macro of ACF/TAP. See [DSJ231I](#).

**User response**

Not applicable.

**Problem determination**

Not applicable.

**Source**

None.

**Module**

DSJCEPRT on behalf of DSJCETAP to SYSPRINT or console.

**Routing code**

Not applicable.

**Descriptor code**

Not applicable.

**Automation**

Not applicable.

**Example**

None.

---

<b>DSJ008I</b>	<b>Message text</b>
----------------	---------------------

**Explanation**

For further information about the SYNAD error field, see [z/OS DFSMS Macro Instructions for Data Sets](#).

**System action**

Parameter file processing continues (see [DSJ025I](#)). Trace file processing continues (see [DSJ007I](#) and [DSJ231I](#)). Output file processing stops immediately by means of the EROPT=ABE DCB option.

**Operator response**

None.

**System programmer response**

Examine the SYNAD error fields, correct the error condition, and rerun the job.

**User response**

Not applicable.

**Problem determination**

Not applicable.

**Source**

None.

**Module**

DSJCEIOF on behalf of DSJCEIOF to SYSPRINT.

**Routing code**

Not applicable.

**Descriptor code**

Not applicable.

**Automation**

Not applicable.

**Example**

None.

---

<b>DSJ010I</b>	<b>UNABLE TO OPEN SYSPRINT/ SYSLST</b>
----------------	--

**Explanation**

The SYSPRINT data set cannot be opened.

**System action**

Processing is stopped immediately by the main routine.

**Operator response**

None.

**System programmer response**

Check for a missing JCL statement.

**User response**

Not applicable.

**Problem determination**

Not applicable.

**Source**

None.

**Module**

DSJCEPRT on behalf of DSJCETAP to console.

**Routing code**

Not applicable.

**Descriptor code**

Not applicable.

**Automation**

Not applicable.

**Example**

None.

---

<b>DSJ011I</b>	<b>UNABLE TO OPEN SYSSSPRT/ SYS002</b>
----------------	--

**Explanation**

The named output print file could not be opened.

**System action**

Processing continues until all other output print files are opened. You are then prompted for additional parameters.

**Operator response**

None.

**System programmer response**

Do one of the following:

- When prompted for additional parameters, enter QUIT to stop processing immediately, or set

xxxxx=NO to ignore the data sets that could not be opened (xxxxx is SSPRT, SDPRT, LSPRT, LDPRT, NEPRT, GSPRT, or DTPRT).

- Check for a missing JCL statement.

### User response

Not applicable.

### Problem determination

Not applicable.

### Source

None.

### Module

DSJCEPRT on behalf of DSJCETAP to SYSPRINT or console.

### Routing code

Not applicable.

### Descriptor code

Not applicable.

### Automation

Not applicable.

### Example

None.

---

<b>DSJ012I</b>	<b>UNABLE TO OPEN SYSLSPRT/ SYS003</b>
----------------	--

### Explanation

The named output print file could not be opened.

### System action

Processing continues until all other output print files are opened. You are then prompted for additional parameters.

### Operator response

None.

### System programmer response

Do one of the following:

- When prompted for additional parameters, enter QUIT to stop processing immediately, or set xxxxx=NO to ignore the data sets that could not be opened (xxxxx is SSPRT, SDPRT, LSPRT, LDPRT, NEPRT, GSPRT, or DTPRT).

- Check for a missing JCL statement.

### User response

Not applicable.

### Problem determination

Not applicable.

### Source

None.

### Module

DSJCEPRT on behalf of DSJCETAP to SYSPRINT or console.

### Routing code

Not applicable.

### Descriptor code

Not applicable.

### Automation

Not applicable.

### Example

None.

---

<b>DSJ013I</b>	<b>UNABLE TO OPEN SYSNEPRT/ SYS004</b>
----------------	--

### Explanation

The named output print file could not be opened.

### System action

Processing continues until all other output print files are opened. You are then prompted for additional parameters.

### Operator response

None.

**System programmer response**

Do one of the following:

- When prompted for additional parameters, enter QUIT to stop processing immediately, or set xxxxx=NO to ignore the data sets that could not be opened (xxxxx is SSPRT, SDPRT, LSPRT, LDPRT, NEPRT, GSPRT, or DTPRT).
- Check for a missing JCL statement.

**User response**

Not applicable.

**Problem determination**

Not applicable.

**Source**

None.

**Module**

DSJCEPRT on behalf of DSJCETAP to SYSPRINT or console.

**Routing code**

Not applicable.

**Descriptor code**

Not applicable.

**Automation**

Not applicable.

**Example**

None.

<b>DSJ014I</b>	<b>UNABLE TO OPEN SYSDTPRT/ SYS005</b>
----------------	--

**Explanation**

The named output print file could not be opened.

**System action**

Processing continues until all other output print files are opened. You are then prompted for additional parameters.

**Operator response**

None.

**System programmer response**

Do one of the following:

- When prompted for additional parameters, enter QUIT to stop processing immediately, or set xxxxx=NO to ignore the data sets that could not be opened (xxxxx is SSPRT, SDPRT, LSPRT, LDPRT, NEPRT, GSPRT, or DTPRT).
- Check for a missing JCL statement.

**User response**

Not applicable.

**Problem determination**

Not applicable.

**Source**

None.

**Module**

DSJCEPRT on behalf of DSJCETAP to SYSPRINT or console.

**Routing code**

Not applicable.

**Descriptor code**

Not applicable.

**Automation**

Not applicable.

**Example**

None.

<b>DSJ015I</b>	<b>UNABLE TO OPEN SYSSDPRT/ SYS006</b>
----------------	--

**Explanation**

The named output print file could not be opened.

**System action**

Processing continues until all other output print files are opened. You are then prompted for additional parameters.

**Operator response**

None.

**System programmer response**

Do one of the following:

- When prompted for additional parameters, enter QUIT to stop processing immediately, or set xxxxx=NO to ignore the data sets that could not be opened (xxxxx is SSPRT, SDPRT, LSPRT, LDPRT, NEPRT, GSPRT, or DTPRT).
- Check for a missing JCL statement.

**User response**

Not applicable.

**Problem determination**

Not applicable.

**Source**

None.

**Module**

DSJCEPRT on behalf of DSJCETAP to SYSPRINT or console.

**Routing code**

Not applicable.

**Descriptor code**

Not applicable.

**Automation**

Not applicable.

**Example**

None.

<b>DSJ016I</b>	<b>UNABLE TO OPEN SYSLDPRT/ SYS007</b>
----------------	--

**Explanation**

The named output print file could not be opened.

**System action**

Processing continues until all other output print files are opened. You are then prompted for additional parameters.

**Operator response**

None.

**System programmer response**

Do one of the following:

- When prompted for additional parameters, enter QUIT to stop processing immediately, or xxxxx=NO to ignore the data sets that could not be opened (xxxxx is SSPRT, SDPRT, LSPRT, LDPRT, NEPRT, GSPRT, or DTPRT).
- Check for a missing JCL statement.

**User response**

Not applicable.

**Problem determination**

Not applicable.

**Source**

None.

**Module**

DSJCEPRT on behalf of DSJCETAP to SYSPRINT or console.

**Routing code**

Not applicable.

**Descriptor code**

Not applicable.

**Automation**

Not applicable.

**Example**

None.



<b>DSJ017I</b>	<b>UNABLE TO OPEN SYSTRACE/ SYS008</b>
<b>Explanation</b>	
Either the trace input file could not be opened, or the trace input file was assigned IGN.	
<b>System action</b>	
The main routine stops immediately after closing the files that have been opened.	
<b>Operator response</b>	
None.	
<b>System programmer response</b>	
Check for a missing JCL statement.	
<b>User response</b>	
Not applicable.	
<b>Problem determination</b>	
Not applicable.	
<b>Source</b>	
None.	
<b>Module</b>	
DSJCEPRT on behalf of DSJCETAP to SYSPRINT or console.	
<b>Routing code</b>	
Not applicable.	
<b>Descriptor code</b>	
Not applicable.	
<b>Automation</b>	
Not applicable.	
<b>Example</b>	
None.	

<b>DSJ018I</b>	<b>UNABLE TO OPEN SYSIN/SYSIPT</b>
----------------	------------------------------------

<b>Explanation</b>
The parameter input file cannot be opened either initially or in response to a READ command issued to DSJCETAP from the console. The OPEN failed in response to a READ command from the console.
<b>System action</b>
Processing continues, and you are prompted for parameters.
<b>Operator response</b>
None.
<b>System programmer response</b>
Do one of the following:
<ul style="list-style-type: none"> <li>• Enter ACF/TAP parameters as required.</li> <li>• Check for a missing JCL statement.</li> </ul>
<b>System Action:</b>
The main routine stops immediately after closing the files that have been opened.
<b>User response</b>
Not applicable.
<b>Problem determination</b>
Not applicable.
<b>Source</b>
None.
<b>Module</b>
DSJCEPRT on behalf of DSJCPARM to SYSPRINT or console.
<b>Routing code</b>
Not applicable.
<b>Descriptor code</b>
Not applicable.
<b>Automation</b>
Not applicable.
<b>Example</b>
None.

---

**DSJ019I            UNABLE TO OPEN SYSVTPT/**  
**SYS011****Explanation**

The trace output file could not be opened.

**System action**

Processing continues until all other output print files are opened. You are then prompted for additional parameters.

**Operator response**

None.

**System programmer response**

Do one of the following:

- When prompted for additional parameters, enter QUIT to stop processing immediately, or VTPRT=NO to ignore the data set that could not be opened.
- Check for a missing JCL statement.

**User response**

Not applicable.

**Problem determination**

Not applicable.

**Source**

None.

**Module**

DSJCEPRT on behalf of DSJCETAP to SYSPRINT or console.

**Routing code**

Not applicable.

**Descriptor code**

Not applicable.

**Automation**

Not applicable.

**Example**

None.

---

**DSJ020A            ENTER ACFTAP PARAMETERS OR**  
**READ, QUIT, LIST, GO, RESET****Explanation**

You are prompted to enter input parameters or the commands READ, QUIT, LIST, GO, or RESET.

**System action**

Program waits for input from the console.

**Operator response**

None.

**System programmer response**

Enter input parameters or one of the following commands:

- READ reads parameters from the parameter input file.
- QUIT stops the execution of ACF/TAP immediately.
- LIST provides for a console listing of all parameters and their current values.
- GO causes the input trace file to be processed by ACF/TAP.
- RESET resets all parameters to their default values.

See [“ACF/TAP commands” on page 17](#) for more information.

**User response**

Not applicable.

**Problem determination**

Not applicable.

**Source**

None.

**Module**

DSJCEPRT on behalf of DSJCPARM to SYSPRINT or console.

**Routing code**

Not applicable.

**Descriptor code**

Not applicable.

## Automation

Not applicable.

## Example

None.

---

<b>DSJ021I</b>	<b>PARAMETERS ARE RESET TO DEFAULT STATUS</b>
----------------	---

## Explanation

One of the following has occurred:

- The parameter input routine has been entered.
- The RESET command has been entered.

## System action

Processing continues.

## Operator response

None.

## System programmer response

No response is necessary.

## User response

Not applicable.

## Problem determination

Not applicable.

## Source

None.

## Module

DSJCEPRT on behalf of DSJCARM to SYSPRINT or console.

## Routing code

Not applicable.

## Descriptor code

Not applicable.

## Automation

Not applicable.

## Example

None.

---

<b>DSJ022I</b>	<b>SYSIN/SYSIPT PARAMETER INPUT FILE OPENED</b>
----------------	---

## Explanation

The parameter input file has been successfully opened.

## System action

Processing continues, and the following parameters are read from the parameter input file until a command is read:

- LIST is ignored.
- READ is ignored.
- RESET causes the parameters to be reset to their default values.
- GO starts the processing of the trace input file.
- QUIT causes the execution of ACF/TAP to stop immediately.
- PROMPT causes the program to stop reading from the parameter input file and prompts you for additional input from the console.

## Operator response

None.

## System programmer response

No response is necessary.

## User response

Not applicable.

## Problem determination

Not applicable.

## Source

None.

## Module

DSJCEPRT on behalf of DSJCARM to SYSPRINT or console.

## Routing code

Not applicable.

**Descriptor code**

Not applicable.

**Automation**

Not applicable.

**Example**

None.

---

<b>DSJ023I</b>	<b>PARAMETER FILE INPUT COMPLETE</b>
----------------	--

**Explanation**

An end-of-file condition occurred on the parameter input file.

**System action**

Processing continues, and you are prompted for additional parameter input.

**Operator response**

None.

**System programmer response**

Enter additional ACF/TAP parameters or commands from the console.

**User response**

Not applicable.

**Problem determination**

Not applicable.

**Source**

None.

**Module**

DSJCEPRT on behalf of DSJCPARM to SYSPRINT or console.

**Routing code**

Not applicable.

**Descriptor code**

Not applicable.

**Automation**

Not applicable.

**Example**

None.

---

<b>DSJ024I</b>	<b>PARAMETER FILE ALREADY ACCESSED</b>
----------------	--

**Explanation**

A READ command was entered after either an error condition or an end of file occurred on the parameter input file.

**System action**

Processing continues, and the READ command is ignored.

**Operator response**

None.

**System programmer response**

Enter additional ACF/TAP parameters or commands. Do not enter the READ command.

**User response**

Not applicable.

**Problem determination**

Not applicable.

**Source**

None.

**Module**

DSJCEPRT on behalf of DSJCPARM to SYSPRINT or console.

**Routing code**

Not applicable.

**Descriptor code**

Not applicable.

**Automation**

Not applicable.

## Example

None.

---

<b>DSJ025I</b>	<b>PERMANENT ERROR ON PARAMETER INPUT FILE</b>
----------------	--

---

## Explanation

An input operation from the parameter input file was not successfully completed.

## System action

Processing continues, and you are prompted for additional ACF/TAP parameters or commands.

## Operator response

None.

## System programmer response

Do one of the following:

- Enter additional ACF/TAP parameters or commands.
- Examine the SYNAD information, correct the error condition, and rerun the job.

**Note:** SYNAD information, preceded by message DSJ008I, is sent to the system log by means of the WTL macro.

## User response

Not applicable.

## Problem determination

Not applicable.

## Source

None.

## Module

DSJCEPRT on behalf of DSJCPARM to SYSPRINT or console.

## Routing code

Not applicable.

## Descriptor code

Not applicable.

## Automation

Not applicable.

## Example

None.

---

<b>DSJ026I</b>	<b>INVALID SYNTAX - REMAINDER OF RECORD IGNORED</b>
----------------	---

---

## Explanation

A syntax error occurred in the parameter record currently being processed.

## System action

Processing continues and the remainder of the record is ignored. A prompt for corrections is made if the input is from the parameter input file.

## Operator response

None.

## System programmer response

Enter correct ACF/TAP parameters or commands when prompted.

**Note:** This message is followed by two additional messages: Either DSJ029I if the input was from the console or DSJ089I if the input was from the parameter input file, and DSJ028I showing the approximate position where the syntax error occurred.

## User response

Not applicable.

## Problem determination

Not applicable.

## Source

None.

## Module

DSJCEPRT on behalf of DSJCPARM to SYSPRINT or console.

## Routing code

Not applicable.

**Descriptor code**

Not applicable.

**Automation**

Not applicable.

**Example**

None.

---

<b>DSJ027I</b>	<b>UNABLE TO OPEN SYSGSPRT/ SYS010</b>
----------------	--

---

**Explanation**

The named output print file could not be opened.

**System action**

Processing continues until all other output print files are opened. You are then prompted for additional parameters.

**Operator response**

None.

**System programmer response**

Do one of the following:

- When prompted for additional parameters, enter QUIT to stop processing immediately, or set xxxxx=NO to ignore the data sets that could not be opened (xxxxx is SSPRT, SDPRT, LSPRT, LDPRT, NEPRT, GSPRT, or DTPRT).
- Check for a missing JCL FILEDEF statement.

**User response**

Not applicable.

**Problem determination**

Not applicable.

**Source**

None.

**Module**

DSJCEPRT on behalf of DSJCETAP to SYSPRINT or console.

**Routing code**

Not applicable.

**Descriptor code**

Not applicable.

**Automation**

Not applicable.

**Example**

None.

---

<b>DSJ028I</b>	<b>DSJCEPRT on behalf of DSJCPARM to SYSPRINT or console.</b>
----------------	---

---

**Explanation**

This message is always preceded by either message DSJ029I or DSJ089I. The vertical indicator (I) points to the approximate location in the message text of DSJ029I or DSJ089I where scanning of the input parameter stopped because of a syntax error.

**System action**

Processing continues and the current input parameter is ignored.

**Operator response**

None.

**System programmer response**

Enter the correct parameter when prompted.

**User response**

Not applicable.

**Problem determination**

Not applicable.

**Source**

None.

**Module**

DSJCEPRT on behalf of DSJCPARM to SYSPRINT or console.

**Routing code**

Not applicable.

**Descriptor code**

Not applicable.

**Automation**

Not applicable.

**Example**

None.

---

<b>DSJ029I</b>	<b>Message text</b>
----------------	---------------------

**Explanation**

The message text shows the current input parameter value from the console.

**System action**

Processing continues.

**Note:** This message is sent to SYSPRINT for every input parameter from the console and is followed by message DSJ028I if an error is detected in the input.

**Operator response**

None.

**System programmer response**

No response is necessary.

**User response**

Not applicable.

**Problem determination**

Not applicable.

**Source**

None.

**Module**

DSJCEPRT on behalf of DSJCARM to SYSPRINT or console.

**Routing code**

Not applicable.

**Descriptor code**

Not applicable.

**Automation**

Not applicable.

**Example**

None.

---

<b>DSJ030I</b>	<b>yyyyyyyy INCORRECT FOR xxxxxxx</b>
----------------	---

**Explanation**

The parameter value yyyyyyy is not valid for the keyword xxxxxxx. (xxxxxxx=yyyyyyy is not correct.)

**System action**

Processing continues.

**Operator response**

None.

**System programmer response**

Enter correct parameter when prompted for additional ACF/TAP parameters or commands. See [Chapter 4, “ACF/TAP parameters,” on page 21](#) for information about ACF/TAP parameters.

**User response**

Not applicable.

**Problem determination**

Not applicable.

**Source**

None.

**Module**

DSJCEPRT on behalf of DSJCARM to SYSPRINT or console.

**Routing code**

Not applicable.

**Descriptor code**

Not applicable.

## Automation

Not applicable.

## Example

None.

---

**DSJ031I**      **INVALID KEYWORD: xxxxxxxx**

## Explanation

The keyword xxxxxxxx is not recognized.

## System action

Processing continues.

## Operator response

None.

## System programmer response

Enter correct parameter when prompted for additional ACF/TAP parameters or commands. See [Chapter 4, “ACF/TAP parameters,” on page 21](#) for information about ACF/TAP parameters.

## User response

Not applicable.

## Problem determination

Not applicable.

## Source

None.

## Module

DSJCEPRT on behalf of DSJCPARM to SYSPRINT or console.

## Routing code

Not applicable.

## Descriptor code

Not applicable.

## Automation

Not applicable.

## Example

None.

---

**DSJ032I**      **INVALID PARAMETER: xxxxxxxx**

## Explanation

The parameter value xxxxxxxx is not recognized.

## System action

Processing continues.

## Operator response

None.

## System programmer response

Enter correct parameter when prompted for additional ACF/TAP parameters or commands. See [Chapter 4, “ACF/TAP parameters,” on page 21](#) for information about ACF/TAP parameters.

## User response

Not applicable.

## Problem determination

Not applicable.

## Source

None.

## Module

DSJCEPRT on behalf of DSJCPARM to SYSPRINT or console.

## Routing code

Not applicable.

## Descriptor code

Not applicable.

## Automation

Not applicable.

## Example

None.

---

**DSJ033I**      **INVALID TIME LIMITS - IGNORED**



**Explanation**

The starting time (STIME) is greater than the ending time (ETIME) and the starting date (SDATE) is equal to the ending date (EDATE).

**System action**

Processing continues.

**Operator response**

None.

**System programmer response**

Enter correct time limits when prompted for additional ACF/TAP parameters or commands. See Chapter 4, “ACF/TAP parameters,” on page 21 for information about ACF/TAP parameters or the interactions and default values for the SDATE, EDATE, STIME, and ETIME parameters.

**User response**

Not applicable.

**Problem determination**

Not applicable.

**Source**

None.

**Module**

DSJCEPRT on behalf of DSJCPCARM to SYSPRINT or console.

**Routing code**

Not applicable.

**Descriptor code**

Not applicable.

**Automation**

Not applicable.

**Example**

None.

---

<b>DSJ034I</b>	<b>INVALID COUNT LIMITS - IGNORED</b>
----------------	---

**Explanation**

For the selection of trace records, the starting count (START) is greater than the ending count (END).

**System action**

Processing continues.

**Operator response**

None.

**System programmer response**

Enter the correct count limits when prompted for additional ACF/TAP parameters or commands. See Chapter 4, “ACF/TAP parameters,” on page 21 for information about ACF/TAP parameters.

**User response**

Not applicable.

**Problem determination**

Not applicable.

**Source**

None.

**Module**

DSJCEPRT on behalf of DSJCPCARM to SYSPRINT or console.

**Routing code**

Not applicable.

**Descriptor code**

Not applicable.

**Automation**

Not applicable.

**Example**

None.

---

<b>DSJ035I</b>	<b>INVALID TIMEOUT LIMIT (0 To 255 ONLY)</b>
----------------	--

**Explanation**

The timeout limit (TIMEOUT) exceeded a value of 255 (25.5 seconds).

**System action**

The input is ignored, and the timeout limit is reset to the default value of 010 (1 second).

**Operator response**

None.

**System programmer response**

Enter correct timeout value when prompted for additional ACF/TAP parameters or commands. See [Chapter 4, “ACF/TAP parameters,” on page 21](#) for information about ACF/TAP parameters.

**User response**

Not applicable.

**Problem determination**

Not applicable.

**Source**

None.

**Module**

DSJCEPRT on behalf of DSJCPARM to SYSPRINT or console.

**Routing code**

Not applicable.

**Descriptor code**

Not applicable.

**Automation**

Not applicable.

**Example**

None.

<b>DSJ036I</b>	<b>UNABLE TO OPEN SYSIXPRT/ SYS012</b>
----------------	--

**Explanation**

The named output print file could not be opened.

**System action**

Processing continues until all other output print or sort/work files are opened. You are then prompted for additional parameters.

**Operator response**

None.

**System programmer response**

Do one of the following:

- When prompted for additional parameters, enter QUIT to stop processing immediately, or xxxxx=NO to ignore the data sets that could not be opened.
- Check for a missing JCL statement.

**User response**

Not applicable.

**Problem determination**

Not applicable.

**Source**

None.

**Module**

DSJCEPRT on behalf of DSJCPARM to SYSPRINT or console.

**Routing code**

Not applicable.

**Descriptor code**

Not applicable.

**Automation**

Not applicable.

**Example**

None.

<b>DSJ037I</b>	<b>INVALID MAXSUBA (3, 7, 15, 31, 63, 127, 255 ONLY)</b>
----------------	--

**Explanation**

The specified MAXSUBA is not one of the seven valid values.

**System action**

Processing continues and the MAXSUBA value is reset to the default of 15.

**Operator response**

None.

**System programmer response**

Enter correct MAXSUBA when prompted for additional ACF/TAP parameters or commands. See Chapter 4, “ACF/TAP parameters,” on page 21 for information about ACF/TAP parameters.

**User response**

Not applicable.

**Problem determination**

Not applicable.

**Source**

None.

**Module**

DSJCEPRT on behalf of DSJC裴ARM to SYSPRINT or console.

**Routing code**

Not applicable.

**Descriptor code**

Not applicable.

**Automation**

Not applicable.

**Example**

None.

---

**DSJ038I**            **xxxx = (sss,eeee) INVALID -**  
                     **IGNORED**

**Explanation**

The SSCP or CDRM (xxxx) subarea and element combination is not valid because of one of the following conditions:

- The subarea (sss) is equal to 0 or greater than 255.
- The element (eeeeee) is greater than 16381.
- The element (eeeeee) is greater than the maximum number of elements possible with the specified MAXSUBA keyword value.

**System action**

Processing continues, and the address is not reset.

**Operator response**

None.

**System programmer response**

If the address is incorrect, enter the correct subarea and element for the SSCP or CDRM (see SSCP and CDRM parameters in *NCP, SSP, and EP Diagnosis Guide*, LY43-0033).

If the MAXSUBA value was incorrect, enter the correct MAXSUBA value (see the MAXSUBA parameter in *NCP, SSP, and EP Diagnosis Guide*, LY43-0033). After correcting MAXSUBA, the subarea and element address can be corrected.

To eliminate an SSCP or CDRM entry for a particular subarea (sss), enter SSCP=sss or CDRM=sss.

SSCP and CDRM addresses must be supplied to ACF/TAP so it can recognize and decode network services commands and responses (ACTLINK or SETCV). Network addresses for SSCP and CDRM components can be found in the following place:

- For VTAM the network can be found in the network definition member of the partitioned data set SYS.VTAMLST.

**User response**

Not applicable.

**Problem determination**

Not applicable.

**Source**

None.

**Module**

DSJCEPRT on behalf of DSJCPARM to SYSPRINT or console.

**Routing code**

Not applicable.

**Descriptor code**

Not applicable.

**Automation**

Not applicable.

**Example**

None.

---

**DSJ039I            INVALID LINECOUNT - IGNORED****Explanation**

The LINECNT limit was less than 25 lines per page.

**System action**

The input is ignored and the LINECNT parameter is reset to 60.

**Operator response**

None.

**System programmer response**

Enter correct LINECNT when prompted for additional ACF/TAP parameters or commands.

See [Chapter 4, “ACF/TAP parameters,” on page 21](#) for information about ACF/TAP parameters.

**User response**

Not applicable.

**Problem determination**

Not applicable.

**Source**

None.

**Module**

DSJCEPRT on behalf of DSJCPARM to SYSPRINT or console.

**Routing code**

Not applicable.

**Descriptor code**

Not applicable.

**Automation**

Not applicable.

**Example**

None.

---

**DSJ040I            INPUT IGNORED - MAX  
NUMBER OF INDEX PARAMETERS  
EXCEEDED (20)****Explanation**

More index parameters were specified than ACF/TAP can process.

**System action**

Only the first 20 index parameters specified are used. ACF/TAP ignores the remainder of the index parameters that were specified.

**Operator response**

None.

**System programmer response**

Run ACF/TAP a second time specifying the parameters that were ignored during the first run to obtain processing for all of the parameters that were originally specified.

**User response**

Not applicable.

**Problem determination**

Not applicable.

**Source**

None.

**Module**

DSJCEPRT on behalf of DSJCARM to SYSPRINT or console.

**Routing code**

Not applicable.

**Descriptor code**

Not applicable.

**Automation**

Not applicable.

**Example**

None.

---

<b>DSJ041I</b>	<b>UNABLE TO OPEN SYSNTPRT/ SYS015</b>
----------------	--

---

**Explanation**

The named output print file could not be opened.

**System action**

Processing continues until all other output print or sort and work files are opened. You are then prompted for additional parameters.

**Operator response**

None.

**System programmer response**

Do one of the following:

- When prompted for additional parameters, enter either QUIT to stop processing immediately, or xxxxx=NO to ignore the data sets that could not be opened.
- Check for a missing JCL statement.

**User response**

Not applicable.

**Problem determination**

Not applicable.

**Source**

None.

**Module**

DSJCEPRT on behalf of DSJCARM to SYSPRINT or console.

**Routing code**

Not applicable.

**Descriptor code**

Not applicable.

**Automation**

Not applicable.

**Example**

None.

---

<b>DSJ042I</b>	<b>UNABLE TO OPEN SYSNPPRT/ SYS016</b>
----------------	--

---

**Explanation**

The named output print file could not be opened.

**System action**

Processing continues until all other output print or sort and work files are opened. You are then prompted for additional parameters.

**Operator response**

None.

**System programmer response**

Do one of the following:

- When prompted for additional parameters, enter either QUIT to stop processing immediately, or xxxxx=NO to ignore the data sets that could not be opened.
- Check for a missing JCL statement.

**User response**

Not applicable.

**Problem determination**

Not applicable.

**Source**

None.

**Module**

DSJCEPRT on behalf of DSJCARM to SYSPRINT or console.

**Routing code**

Not applicable.

**Descriptor code**

Not applicable.

**Automation**

Not applicable.

**Example**

None.

---

<b>DSJ043I</b>	<b>UNABLE TO OPEN SORTIN/ SYSW1PRT/SYS013</b>
----------------	---

**Explanation**

The named sort and work file could not be opened.

**System action**

The main routine stops immediately after closing the files that were opened.

**Operator response**

None.

**System programmer response**

Check for a missing JCL statement. Make sure that the sort and work files are defined in the JCL.

**User response**

Not applicable.

**Problem determination**

Not applicable.

**Source**

None.

**Module**

DSJCEPRT on behalf of DSJCARM to SYSPRINT or console.

**Routing code**

Not applicable.

**Descriptor code**

Not applicable.

**Automation**

Not applicable.

**Example**

None.

---

<b>DSJ044I</b>	<b>UNABLE TO OPEN SORTOUT/ SYSW2PRT/SYS014</b>
----------------	--

**Explanation**

The named sort and work file could not be opened.

**System action**

The main routine stops immediately after closing the files that were opened.

**Operator response**

None.

**System programmer response**

Check for a missing JCL statement. Make sure that the sort and work files are defined in the JCL.

**User response**

Not applicable.

**Problem determination**

Not applicable.

**Source**

None.

**Module**

DSJCEPRT on behalf of DSJCARM to SYSPRINT or console.

**Routing code**

Not applicable.

**Descriptor code**

Not applicable.

**Automation**

Not applicable.

**Example**

None.

---

<b>DSJ045I</b>	<b>UNABLE TO OPEN SYSLUPRT/ SYS017</b>
----------------	--

---

**Explanation**

The following occurred:

- The trace output file could not be opened.

**System action**

Processing continues until all other output print files are opened. You are then prompted for additional parameters.

**Operator response**

None.

**System programmer response**

Check for a missing JCL statement.

**User response**

Not applicable.

**Problem determination**

Not applicable.

**Source**

None.

**Module**

DSJCEPRT on behalf of DSJCPCARM to SYSPRINT or console.

**Routing code**

Not applicable.

**Descriptor code**

Not applicable.

**Automation**

Not applicable.

**Example**

None.

---

<b>DSJ046I</b>	<b>INVALID DATE PARAMETERS - IGNORED</b>
----------------	--

---

**Explanation**

The starting date (SDATE) is greater than the ending date (EDATE).

**System action**

Processing continues.

**Operator response**

None.

**System programmer response**

Enter correct date limits when prompted for additional ACF/TAP parameters or commands.

See Chapter 4, “ACF/TAP parameters,” on page 21 for more information about either ACF/TAP parameters or interactions and default values for the SDATE and EDATE parameters.

**User response**

Not applicable.

**Problem determination**

Not applicable.

**Source**

None.

**Module**

DSJCEPRT on behalf of DSJCPCARM to SYSPRINT or console.

**Routing code**

Not applicable.

**Descriptor code**

Not applicable.

## Automation

Not applicable.

## Example

None.

---

<b>DSJ047I</b>	<b>WRAP = x Y=YES N=NO I=IGNORE (WRAPPED DATA SET)</b>
----------------	--

---

## Explanation

This message is issued to the console, along with message DSJ047I, messages DSJ090I to DSJ098I, messages DSJ275I to DSJ279I, and message DSJ290I. It is issued in response to either the LIST command entered at the console, or to SYSPRINT in response to the GO command issued from either the console or the parameter input file. When output is to SYSPRINT, the only messages printed are those whose default values were used, or those whose values were specified by the user and used during the processing of the trace file.

## System action

Processing continues.

## Operator response

None.

## System programmer response

No response is necessary.

## User response

Not applicable.

## Problem determination

Not applicable.

## Source

None.

## Module

DSJCEPRT on behalf of DSJCPARM to SYSPRINT or console.

## Routing code

Not applicable.

## Descriptor code

Not applicable.

## Automation

Not applicable.

## Example

None.

---

<b>DSJ048I</b>	<b>NODE DEFAULTED ON GPT INPUT - TO SPECIFY NODES USE GPTNODE</b>
----------------	---

---

## Explanation

The node parameter is not valid for INPUT=GPT. The parameter GPTNODE has been added to allow for node processing for GPT input.

## System action

Processing continues.

## Operator response

None.

## System programmer response

Enter a node using GPTNODE or enter INPUT=ALL.

See [Chapter 4, "ACF/TAP parameters," on page 21](#) for information about ACF/TAP parameters.

## User response

Not applicable.

## Problem determination

Not applicable.

## Source

None.

## Module

DSJCEPRT on behalf of DSJCPARM to SYSPRINT or console.

## Routing code

Not applicable.



**Descriptor code**

Not applicable.

**Automation**

Not applicable.

**Example**

None.

---

<b>DSJ049I</b>	<b>NCPNAME IS ONLY VALID WHEN INPUT=GPT OR INPUT=ALL</b>
----------------	--

---

**Explanation**

The NCPNAME parameter can be used only when INPUT=GPT or INPUT=ALL is specified.

**System action**

Processing continues.

**Operator response**

None.

**System programmer response**

Either reenter the command with an INPUT parameter of GPT or ALL, or do not use the NCPNAME parameter.

See [Chapter 4, “ACF/TAP parameters,”](#) on page 21 for more information about the NCPNAME and INPUT parameters.

**User response**

Not applicable.

**Problem determination**

Not applicable.

**Source**

None.

**Module**

DSJCEPRT on behalf of DSJCARM to SYSPRINT or console.

**Routing code**

Not applicable.

**Descriptor code**

Not applicable.

**Automation**

Not applicable.

**Example**

None.

---

<b>DSJ050I</b>	<b>ACFTAP PARAMETERS</b>
----------------	--------------------------

---

**Explanation**

This message is issued to the console, along with message DSJ047I, messages DSJ090I to DSJ098I, messages DSJ275I to DSJ279I, and message DSJ290I. It is issued in response to either the LIST command entered at the console, or to SYSPRINT in response to the GO command issued from either the console or the parameter input file. When output is to SYSPRINT, the only messages printed are those whose default values were used, or those whose values were specified by the user and used during the processing of the trace file.

**System action**

Processing continues.

**Operator response**

None.

**System programmer response**

No response is necessary.

**User response**

Not applicable.

**Problem determination**

Not applicable.

**Source**

None.

**Module**

DSJCEPRT on behalf of DSJCARM to SYSPRINT or console.

## Routing code

Not applicable.

## Descriptor code

Not applicable.

## Automation

Not applicable.

## Example

None.

---

<b>DSJ051I</b>	<b>INPUT = x S=SCAN L=LINE</b> <b>B=BUFFER(PIU) I=IO(RNIO)</b> <b>A=ALL G=GPT N=NETCTLR V=VIT</b>
----------------	---

## Explanation

This message is issued to the console, along with message DSJ047I, messages DSJ090I to DSJ098I, messages DSJ275I to DSJ279I, and message DSJ290I. It is issued in response to either the LIST command entered at the console, or to SYSPRINT in response to the GO command issued from either the console or the parameter input file. When output is to SYSPRINT, the only messages printed are those whose default values were used, or those whose values were specified by the user and used during the processing of the trace file.

## System action

Processing continues.

## Operator response

None.

## System programmer response

No response is necessary.

## User response

Not applicable.

## Problem determination

Not applicable.

## Source

None.

## Module

DSJCEPRT on behalf of DSJCPARM to SYSPRINT or console.

## Routing code

Not applicable.

## Descriptor code

Not applicable.

## Automation

Not applicable.

## Example

None.

---

<b>DSJ052I</b>	<b>SOURCE = x F=GTF D=DOS</b> <b>C=COMWRITE A=APPN</b>
----------------	---

## Explanation

This message is issued to the console, along with message DSJ047I, messages DSJ090I to DSJ098I, messages DSJ275I to DSJ279I, and message DSJ290I. It is issued in response to either the LIST command entered at the console, or to SYSPRINT in response to the GO command issued from either the console or the parameter input file. When output is to SYSPRINT, the only messages printed are those whose default values were used, or those whose values were specified by the user and used during the processing of the trace file.

## System action

Processing continues.

## Operator response

None.

## System programmer response

No response is necessary.

## User response

Not applicable.

## Problem determination

Not applicable.

**Source**

None.

**Module**

DSJCEPRT on behalf of DSJCPARM to SYSPRINT or console.

**Routing code**

Not applicable.

**Descriptor code**

Not applicable.

**Automation**

Not applicable.

**Example**

None.

---

<b>DSJ053I</b>	<b>LDPRT = x Y=YES N=NO E=ERROR I=IP S=SNA (LINE TRACE DETAIL)</b>
----------------	--

**Explanation**

This message is issued to the console, along with message DSJ047I, messages DSJ090I to DSJ098I, messages DSJ275I to DSJ279I, and message DSJ290I. It is issued in response to either the LIST command entered at the console, or to SYSPRINT in response to the GO command issued from either the console or the parameter input file. When output is to SYSPRINT, the only messages printed are those whose default values were used, or those whose values were specified by the user and used during the processing of the trace file.

**System action**

Processing continues.

**Operator response**

None.

**System programmer response**

No response is necessary.

**User response**

Not applicable.

**Problem determination**

Not applicable.

**Source**

None.

**Module**

DSJCEPRT on behalf of DSJCPARM to SYSPRINT or console.

**Routing code**

Not applicable.

**Descriptor code**

Not applicable.

**Automation**

Not applicable.

**Example**

None.

---

<b>DSJ054I</b>	<b>LSPRT = x Y=YES N=NO I=IP S=SNA (LINE TRACE SUMMARY)</b>
----------------	---

**Explanation**

This message is issued to the console, along with message DSJ047I, messages DSJ090I to DSJ098I, messages DSJ275I to DSJ279I, and message DSJ290I. It is issued in response to either the LIST command entered at the console, or to SYSPRINT in response to the GO command issued from either the console or the parameter input file. When output is to SYSPRINT, the only messages printed are those whose default values were used, or those whose values were specified by the user and used during the processing of the trace file.

**System action**

Processing continues.

**Operator response**

None.

**System programmer response**

No response is necessary.

**User response**

Not applicable.

**Problem determination**

Not applicable.

**Source**

None.

**Module**

DSJCEPRT on behalf of DSJCPARM to SYSPRINT or console.

**Routing code**

Not applicable.

**Descriptor code**

Not applicable.

**Automation**

Not applicable.

**Example**

None.

---

<b>DSJ055I</b>	<b>SDPRT = x Y=YES N=NO (SNA DETAIL)</b>
----------------	--

**Explanation**

This message is issued to the console, along with message DSJ047I, messages DSJ090I to DSJ098I, messages DSJ275I to DSJ279I, and message DSJ290I. It is issued in response to either the LIST command entered at the console, or to SYSPRINT in response to the GO command issued from either the console or the parameter input file. When output is to SYSPRINT, the only messages printed are those whose default values were used, or those whose values were specified by the user and used during the processing of the trace file.

**System action**

Processing continues.

**Operator response**

None.

**System programmer response**

No response is necessary.

**User response**

Not applicable.

**Problem determination**

Not applicable.

**Source**

None.

**Module**

DSJCEPRT on behalf of DSJCPARM to SYSPRINT or console.

**Routing code**

Not applicable.

**Descriptor code**

Not applicable.

**Automation**

Not applicable.

**Example**

None.

---

<b>DSJ056I</b>	<b>SSPRT = x Y=YES N=NO (SNA SUMMARY)</b>
----------------	---

**Explanation**

This message is issued to the console, along with message DSJ047I, messages DSJ090I to DSJ098I, messages DSJ275I to DSJ279I, and message DSJ290I. It is issued in response to either the LIST command entered at the console, or to SYSPRINT in response to the GO command issued from either the console or the parameter input file. When output is to SYSPRINT, the only messages printed are those whose default values were used, or those whose values were specified by the user and used during the processing of the trace file.

**System action**

Processing continues.

**Operator response**

None.

**System programmer response**

No response is necessary.

**User response**

Not applicable.

**Problem determination**

Not applicable.

**Source**

None.

**Module**

DSJCEPRT on behalf of DSJCPARM to SYSPRINT or console.

**Routing code**

Not applicable.

**Descriptor code**

Not applicable.

**Automation**

Not applicable.

**Example**

None.

---

<b>DSJ057I</b>	<b>DTPRT = x Y=YES N=NO (NETWORK DATA TRAFFIC)</b>
----------------	--

**Explanation**

This message is issued to the console, along with message DSJ047I, messages DSJ090I to DSJ098I, messages DSJ275I to DSJ279I, and message DSJ290I. It is issued in response to either the LIST command entered at the console, or to SYSPRINT in response to the GO command issued from either the console or the parameter input file. When output is to SYSPRINT, the only messages printed are those whose default values were used, or those whose values were specified by the user and used during the processing of the trace file.

**System action**

Processing continues.

**Operator response**

None.

**System programmer response**

No response is necessary.

**User response**

Not applicable.

**Problem determination**

Not applicable.

**Source**

None.

**Module**

DSJCEPRT on behalf of DSJCPARM to SYSPRINT or console.

**Routing code**

Not applicable.

**Descriptor code**

Not applicable.

**Automation**

Not applicable.

**Example**

None.

---

<b>DSJ058I</b>	<b>NEPRT = x Y=YES N=NO (NETWORK ERROR)</b>
----------------	---

**Explanation**

This message is issued to the console, along with message DSJ047I, messages DSJ090I to DSJ098I, messages DSJ275I to DSJ279I, and message DSJ290I. It is issued in response to either the LIST command entered at the console, or to SYSPRINT in response to the GO command issued from either the console or the parameter input file. When output is to SYSPRINT, the only messages printed are those whose default values were used, or those whose values were

specified by the user and used during the processing of the trace file.

**System action**

Processing continues.

**Operator response**

None.

**System programmer response**

No response is necessary.

**User response**

Not applicable.

**Problem determination**

Not applicable.

**Source**

None.

**Module**

DSJCEPRT on behalf of DSJCPARM to SYSPRINT or console.

**Routing code**

Not applicable.

**Descriptor code**

Not applicable.

**Automation**

Not applicable.

**Example**

None.

---

<b>DSJ059I</b>	<b>SUMMARY = x Y=YES N=NO A=ALL E=EVERY (INPUT SUMMARY)</b>
----------------	---

**Explanation**

This message is issued to the console, along with message DSJ047I, messages DSJ090I to DSJ098I, messages DSJ275I to DSJ279I, and message DSJ290I. It is issued in response to either the LIST command entered at the console, or to SYSPRINT in response to the GO command issued from either the

console or the parameter input file. When output is to SYSPRINT, the only messages printed are those whose default values were used, or those whose values were specified by the user and used during the processing of the trace file.

**System action**

Processing continues.

**Operator response**

None.

**System programmer response**

No response is necessary.

**User response**

Not applicable.

**Problem determination**

Not applicable.

**Source**

None.

**Module**

DSJCEPRT on behalf of DSJCPARM to SYSPRINT or console.

**Routing code**

Not applicable.

**Descriptor code**

Not applicable.

**Automation**

Not applicable.

**Example**

None.

---

<b>DSJ060I</b>	<b>DUMP = x Y=YES N=NO (TRACE RECORD DUMP)</b>
----------------	--

**Explanation**

This message is issued to the console, along with message DSJ047I, messages DSJ090I to DSJ098I, messages DSJ275I to DSJ279I, and message

DSJ290I. It is issued in response to either the LIST command entered at the console, or to SYSPRINT in response to the GO command issued from either the console or the parameter input file. When output is to SYSPRINT, the only messages printed are those whose default values were used, or those whose values were specified by the user and used during the processing of the trace file.

**System action**

Processing continues.

**Operator response**

None.

**System programmer response**

No response is necessary.

**User response**

Not applicable.

**Problem determination**

Not applicable.

**Source**

None.

**Module**

DSJCEPRT on behalf of DSJCPARM to SYSPRINT or console.

**Routing code**

Not applicable.

**Descriptor code**

Not applicable.

**Automation**

Not applicable.

**Example**

None.

---

**DSJ061I**      **START = nnnnnnnnn (SELECT START COUNT)**

**Explanation**

This message is issued to the console, along with message DSJ047I, messages DSJ090I to DSJ098I, messages DSJ275I to DSJ279I, and message DSJ290I. It is issued in response to either the LIST command entered at the console, or to SYSPRINT in response to the GO command issued from either the console or the parameter input file. When output is to SYSPRINT, the only messages printed are those whose default values were used, or those whose values were specified by the user and used during the processing of the trace file.

**System action**

Processing continues.

**Operator response**

None.

**System programmer response**

No response is necessary.

**User response**

Not applicable.

**Problem determination**

Not applicable.

**Source**

None.

**Module**

DSJCEPRT on behalf of DSJCPARM to SYSPRINT or console.

**Routing code**

Not applicable.

**Descriptor code**

Not applicable.

**Automation**

Not applicable.

**Example**

None.

---

**DSJ062I**      **END = nnnnnnnn (SELECT END COUNT)****Explanation**

This message is issued to the console, along with message DSJ047I, messages DSJ090I to DSJ098I, messages DSJ275I to DSJ279I, and message DSJ290I. It is issued in response to either the LIST command entered at the console, or to SYSPRINT in response to the GO command issued from either the console or the parameter input file. When output is to SYSPRINT, the only messages printed are those whose default values were used, or those whose values were specified by the user and used during the processing of the trace file.

**System action**

Processing continues.

**Operator response**

None.

**System programmer response**

No response is necessary.

**User response**

Not applicable.

**Problem determination**

Not applicable.

**Source**

None.

**Module**

DSJCEPRT on behalf of DSJCPARM to SYSPRINT or console.

**Routing code**

Not applicable.

**Descriptor code**

Not applicable.

**Automation**

Not applicable.

**Example**

None.

---

**DSJ063I**      **STIME = hh:mm:ss:000000 (SELECT START TIME)****Explanation**

This message is issued to the console, along with message DSJ047I, messages DSJ090I to DSJ098I, messages DSJ275I to DSJ279I, and message DSJ290I. It is issued in response to either the LIST command entered at the console, or to SYSPRINT in response to the GO command issued from either the console or the parameter input file. When output is to SYSPRINT, the only messages printed are those whose default values were used, or those whose values were specified by the user and used during the processing of the trace file.

**System action**

Processing continues.

**Operator response**

None.

**System programmer response**

No response is necessary.

**User response**

Not applicable.

**Problem determination**

Not applicable.

**Source**

None.

**Module**

DSJCEPRT on behalf of DSJCPARM to SYSPRINT or console.

**Routing code**

Not applicable.

**Descriptor code**

Not applicable.



## Automation

Not applicable.

## Example

None.

---

<b>DSJ064I</b>	<b>ETIME = hh:mm:ss:000000</b> <b>(SELECT END TIME)</b>
----------------	--

---

## Explanation

This message is issued to the console, along with message DSJ047I, messages DSJ090I to DSJ098I, messages DSJ275I to DSJ279I, and message DSJ290I. It is issued in response to either the LIST command entered at the console, or to SYSPRINT in response to the GO command issued from either the console or the parameter input file. When output is to SYSPRINT, the only messages printed are those whose default values were used, or those whose values were specified by the user and used during the processing of the trace file.

## System action

Processing continues.

## Operator response

None.

## System programmer response

No response is necessary.

## User response

Not applicable.

## Problem determination

Not applicable.

## Source

None.

## Module

DSJCEPRT on behalf of DSJCPARM to SYSPRINT or console.

## Routing code

Not applicable.

## Descriptor code

Not applicable.

## Automation

Not applicable.

## Example

None.

---

<b>DSJ065I</b>	<b>NODE = (REFLECTS USER</b> <b>SELECTION)</b>
----------------	---

---

## Explanation

This message is issued to the console, along with message DSJ047I, messages DSJ090I to DSJ098I, messages DSJ275I to DSJ279I, and message DSJ290I. It is issued in response to either the LIST command entered at the console, or to SYSPRINT in response to the GO command issued from either the console or the parameter input file. When output is to SYSPRINT, the only messages printed are those whose default values were used, or those whose values were specified by the user and used during the processing of the trace file.

## System action

Processing continues.

## Operator response

None.

## System programmer response

No response is necessary.

## User response

Not applicable.

## Problem determination

Not applicable.

## Source

None.

## Module

DSJCEPRT on behalf of DSJCPARM to SYSPRINT or console.

## Routing code

Not applicable.

## Descriptor code

Not applicable.

## Automation

Not applicable.

## Example

None.

---

<b>DSJ066I</b>	<b>MAXSUBA = nnn (3, 7, 15, 31, 63, 127, 255)</b>
----------------	---

## Explanation

This message is issued to the console, along with message DSJ047I, messages DSJ090I to DSJ098I, messages DSJ275I to DSJ279I, and message DSJ290I. It is issued in response to either the LIST command entered at the console, or to SYSPRINT in response to the GO command issued from either the console or the parameter input file. When output is to SYSPRINT, the only messages printed are those whose default values were used, or those whose values were specified by the user and used during the processing of the trace file.

## System action

Processing continues.

## Operator response

None.

## System programmer response

No response is necessary.

## User response

Not applicable.

## Problem determination

Not applicable.

## Source

None.

## Module

DSJCEPRT on behalf of DSJCPARM to SYSPRINT or console.

## Routing code

Not applicable.

## Descriptor code

Not applicable.

## Automation

Not applicable.

## Example

None.

---

<b>DSJ067I</b>	<b>SSCP = (xxx,xxxxx)</b>
----------------	---------------------------

## Explanation

This message is issued to the console, along with message DSJ047I, messages DSJ090I to DSJ098I, messages DSJ275I to DSJ279I, and message DSJ290I. It is issued in response to either the LIST command entered at the console, or to SYSPRINT in response to the GO command issued from either the console or the parameter input file. When output is to SYSPRINT, the only messages printed are those whose default values were used, or those whose values were specified by the user and used during the processing of the trace file.

## System action

Processing continues.

## Operator response

None.

## System programmer response

No response is necessary.

## User response

Not applicable.

## Problem determination

Not applicable.

**Source**

None.

**Module**

DSJCEPRT on behalf of DSJCPARM to SYSPRINT or console.

**Routing code**

Not applicable.

**Descriptor code**

Not applicable.

**Automation**

Not applicable.

**Example**

None.

---

**DSJ068I**            **CDRM = (xxx,xxxxx)**

**Explanation**

This message is issued to the console, along with message DSJ047I, messages DSJ090I to DSJ098I, messages DSJ275I to DSJ279I, and message DSJ290I. It is issued in response to either the LIST command entered at the console, or to SYSPRINT in response to the GO command issued from either the console or the parameter input file. When output is to SYSPRINT, the only messages printed are those whose default values were used, or those whose values were specified by the user and used during the processing of the trace file.

**System action**

Processing continues.

**Operator response**

None.

**System programmer response**

No response is necessary.

**User response**

Not applicable.

**Problem determination**

Not applicable.

**Source**

None

**Module**

DSJCEPRT on behalf of DSJCPARM to SYSPRINT or console.

**Routing code**

Not applicable.

**Descriptor code**

Not applicable.

**Automation**

Not applicable.

**Example**

None.

---

**DSJ069I**            **LINECNT = nnnnnnnn (25 to 99999999)**

**Explanation**

This message is issued to the console, along with message DSJ047I, messages DSJ090I to DSJ098I, messages DSJ275I to DSJ279I, and message DSJ290I. This message is issued in response to either an LIST command that was entered at the console, or to SYSPRINT in response to the GO command issued from either the console or the parameter input file. When output is to SYSPRINT, the only messages printed are those that use the default values, or those whose values were specified by the user and used during the processing of the trace file.

**System action**

Processing continues.

**Operator response**

None.

**System programmer response**

No response is necessary.

**User response**

Not applicable.

**Problem determination**

Not applicable.

**Source**

None

**Module**

DSJCEPRT on behalf of DSJCPARM to SYSPRINT or console.

**Routing code**

Not applicable.

**Descriptor code**

Not applicable.

**Automation**

Not applicable.

**Example**

None.

---

**DSJ070I**      **RRSUP = x P=PAIR N=NO Y=YES****Explanation**

This message is issued to the console, along with message DSJ047I, messages DSJ090I to DSJ098I, messages DSJ275I to DSJ279I, and message DSJ290I. This message is issued in response to either an LIST command that was entered at the console, or to SYSPRINT in response to the GO command issued from either the console or the parameter input file. When output is to SYSPRINT, the only messages printed are those that use default values, or those whose values were specified by the user and used during the processing of the trace file.

**System action**

Processing continues.

**Operator response**

None.

**System programmer response**

No response is necessary.

**User response**

Not applicable.

**Problem determination**

Not applicable.

**Source**

None

**Module**

DSJCEPRT on behalf of DSJCPARM to SYSPRINT or console.

**Routing code**

Not applicable.

**Descriptor code**

Not applicable.

**Automation**

Not applicable.

**Example**

None.

---

**DSJ071I**      **TIMEOUT = nnn (0 to 255)****Explanation**

This message is issued to the console, along with message DSJ047I, messages DSJ090I to DSJ098I, messages DSJ275I to DSJ279I, and message DSJ290I. This message is issued in response to either an LIST command that was entered at the console, or to SYSPRINT in response to the GO command issued from either the console or the parameter input file. When output is to SYSPRINT, the only messages printed are those that use default values, or those whose values were specified by the user and used during the processing of the trace file.

**System action**

Processing continues.

**Operator response**

None.

**System programmer response**

No response is necessary.

**User response**

Not applicable.

**Problem determination**

Not applicable.

**Source**

None

**Module**

DSJCEPRT on behalf of DSJCPARM to SYSPRINT or console.

**Routing code**

Not applicable.

**Descriptor code**

Not applicable.

**Automation**

Not applicable.

**Example**

None.

---

**DSJ072I**            **UNIT = uuuu (TAPE DISK)**

**Explanation**

This message is issued to the console, along with message DSJ047I, messages DSJ090I to DSJ098I, messages DSJ275I to DSJ279I, and message DSJ290I. This message is issued in response to either the LIST command entered at the console, or to SYSPRINT in response to the GO command issued from either the console or the parameter input file. When output is to SYSPRINT, the only messages printed are those that use default values, or those whose values were specified by the user and used during the processing of the trace file.

**System action**

Processing continues.

**Operator response**

None.

**System programmer response**

No response is necessary.

**User response**

Not applicable.

**Problem determination**

Not applicable.

**Source**

None

**Module**

DSJCEPRT on behalf of DSJCPARM to SYSPRINT or console.

**Routing code**

Not applicable.

**Descriptor code**

Not applicable.

**Automation**

Not applicable.

**Example**

None.

---

**DSJ073I**            **PRINT = x N=NO Y=YES (TRACE  
DATA TO SYSPRINT/SYSLST)**

**Explanation**

This message is issued to the console, along with message DSJ047I, messages DSJ090I to DSJ098I, messages DSJ275I to DSJ279I, and message DSJ290I. This message is issued in response to either an LIST command entered at the console, or to SYSPRINT in response to the GO command issued from either the console or the parameter input file. When output is to SYSPRINT, the only messages printed are those that use default values, or those

whose values were specified by the user and used during the processing of the trace file.

**System action**

Processing continues.

**Operator response**

None.

**System programmer response**

No response is necessary.

**User response**

Not applicable.

**Problem determination**

Not applicable.

**Source**

None

**Module**

DSJCEPRT on behalf of DSJCPARM to SYSPRINT or console.

**Routing code**

Not applicable.

**Descriptor code**

Not applicable.

**Automation**

Not applicable.

**Example**

None.

---

<b>DSJ074I</b>	<b>VTPRT = x Y=YES N=NO (VIT REPORT)</b>
----------------	--

**Explanation**

This message is issued to the console, along with message DSJ047I, messages DSJ090I to DSJ098I, messages DSJ275I to DSJ279I, and message DSJ290I. This message is issued in response to either an LIST command entered at the console, or to SYSPRINT in response to the GO command issued

from either the console or the parameter input file. When output is to SYSPRINT, the only messages printed are those that use default values, or those whose values were specified by the user and used during the processing of the trace file.

**System action**

Processing continues.

**Operator response**

None.

**System programmer response**

No response is necessary.

**User response**

Not applicable.

**Problem determination**

Not applicable.

**Source**

None

**Module**

DSJCEPRT on behalf of DSJCPARM to SYSPRINT or console.

**Routing code**

Not applicable.

**Descriptor code**

Not applicable.

**Automation**

Not applicable.

**Example**

None.

---

<b>DSJ075I</b>	<b>NCPNAME = (SELECT NCPNAME OR FIRST NAME)</b>
----------------	---

**Explanation**

This message is issued to the console, along with message DSJ047I, messages DSJ090I to DSJ098I, messages DSJ275I to DSJ279I, and message

DSJ290I. This message is issued in response to either an LIST command entered at the console, or to SYSPRINT in response to the GO command issued from either the console or the parameter input file. When output is to SYSPRINT, the only messages printed are those that use default values, or those whose values were specified by the user and used during the processing of the trace file.

**System action**

Processing continues.

**Operator response**

None.

**System programmer response**

No response is necessary.

**User response**

Not applicable.

**Problem determination**

Not applicable.

**Source**

None

**Module**

DSJCEPRT on behalf of DSJCPARM to SYSPRINT or console.

**Routing code**

Not applicable.

**Descriptor code**

Not applicable.

**Automation**

Not applicable.

**Example**

None.

---

**DSJ076I**            **GSPRT = x Y=YES N=NO (GPT SUMMARY)**

**Explanation**

This message is issued to the console, along with message DSJ047I, messages DSJ090I to DSJ098I, messages DSJ275I to DSJ279I, and message DSJ290I. This message is issued in response to either an LIST command entered at the console, or to SYSPRINT in response to the GO command issued from either the console or the parameter input file. When output is to SYSPRINT, the only messages printed are those that use default values, or those whose values were specified by the user and used during the processing of the trace file.

**System action**

Processing continues.

**Operator response**

None.

**System programmer response**

No response is necessary.

**User response**

Not applicable.

**Problem determination**

Not applicable.

**Source**

None

**Module**

DSJCEPRT on behalf of DSJCPARM to SYSPRINT or console.

**Routing code**

Not applicable.

**Descriptor code**

Not applicable.

**Automation**

Not applicable.

**Example**

None.

---

**DSJ077I**      **VITTYPE = xxxxxxxx**

### Explanation

This message is issued to the console, along with message DSJ047I, messages DSJ090I to DSJ098I, messages DSJ275I to DSJ279I, and message DSJ290I. This message is issued in response to either an LIST command entered at the console, or to SYSPRINT in response to the GO command issued from either the console or the parameter input file. When output is to SYSPRINT, the only messages printed are those that use default values, or those whose values were specified by the user and used during the processing of the trace file.

### System action

Processing continues.

### Operator response

None.

### System programmer response

No response is necessary.

### User response

Not applicable.

### Problem determination

Not applicable.

### Source

None

### Module

DSJCEPRT on behalf of DSJCPARM to SYSPRINT or console.

### Routing code

Not applicable.

### Descriptor code

Not applicable.

### Automation

Not applicable.

### Example

None.

---

**DSJ078I**      **VITSTR = (c'character string'/  
x'hex string')**

### Explanation

This message is issued to the console, along with message DSJ047I, messages DSJ090I to DSJ098I, messages DSJ275I to DSJ279I, and message DSJ290I. This message is issued in response to either LIST command entered at the console, or to SYSPRINT in response to the GO command issued from either the console or the parameter input file. When output is to SYSPRINT, the only messages printed are those that use default values, or those whose values were specified by the user and used during the processing of the trace file.

### System action

Processing continues.

### Operator response

None.

### System programmer response

No response is necessary.

### User response

Not applicable.

### Problem determination

None.

### Source

None.

### Module

None.

### Routing code

Not applicable.

### Descriptor code

Not applicable.



## Automation

Not applicable.

## Example

None.

---

<b>DSJ079I</b>	<b>VNAME = (VTAM <i>jobname</i>/ASCB <i>address</i>)</b>
----------------	--

---

## Explanation

This message is issued to the console, along with message DSJ047I, messages DSJ090I to DSJ098I, messages DSJ275I to DSJ279I, and message DSJ290I. This message is issued in response to either an LIST command entered at the console, or to SYSPRINT in response to the GO command issued from either the console or the parameter input file. When output is to SYSPRINT, the only messages printed are those that use default values, or those whose values were specified by the user and used during the processing of the trace file.

## System action

Processing continues.

## Operator response

None.

## System programmer response

No response is necessary.

## User response

Not applicable.

## Problem determination

Not applicable.

## Source

None

## Module

DSJCEPRT on behalf of DSJCPARM to SYSPRINT or console.

## Routing code

Not applicable.

## Descriptor code

Not applicable.

## Automation

Not applicable.

## Example

None.

---

<b>DSJ080I</b>	<b>PARAMETERS IN INPUT IN ERROR</b>
----------------	-------------------------------------

---

## Explanation

If parameters are entered incorrectly, you can correct the error. This message is issued to indicate the reason why additional parameters are being requested.

## System action

Processing continues and you are prompted for additional input from the console.

## Operator response

None.

## System programmer response

Enter additional ACF/TAP parameters or commands.

## User response

None.

## Problem determination

None.

## Source

None.

## Module

DSJCEPRT on behalf of DSJCPARM to SYSPRINT or console.

## Routing code

Not applicable.

## Descriptor code

Not applicable.

## Automation

Not applicable.

## Example

None.

---

<b>DSJ081I</b>	<b>PROMPT COMMAND ISSUED FROM SYSIN/SYSIPT</b>
----------------	--

## Explanation

The PROMPT command was issued from the parameter input file.

## System action

Processing continues and you are prompted for additional input from the console.

## Operator response

None.

## System programmer response

Enter additional ACF/TAP parameters or commands.

## User response

None.

## Problem determination

None.

## Source

None.

## Module

DSJCEPRT on behalf of DSJCARM to SYSPRINT or console.

## Routing code

Not applicable.

## Descriptor code

Not applicable.

## Automation

Not applicable.

## Example

None.

---

<b>DSJ082I</b>	<b>GO COMMAND ISSUED FROM SYSIN/SYSIPT</b>
----------------	--

## Explanation

The GO command was issued from the parameter input file.

## System action

Parameter input stops immediately, and trace file processing begins.

## Operator response

None.

## System programmer response

No response is necessary.

## User response

None.

## Problem determination

None.

## Source

None.

## Module

DSJCEPRT on behalf of DSJCARM to SYSPRINT or console.

## Routing code

Not applicable.

## Descriptor code

Not applicable.

## Automation

Not applicable.

## Example

None.



**System action**

The READ command from the parameter input file is ignored.

**Operator response**

None.

**System programmer response**

No response is necessary.

**User response**

None.

**Problem determination**

None.

**Source**

None.

**Module**

DSJCEPRT on behalf of DSJCPCARM to SYSPRINT or console.

**Routing code**

Not applicable.

**Descriptor code**

Not applicable.

**Automation**

Not applicable.

**Example**

None.

<b>DSJ086I</b>	<b>RESET COMMAND ISSUED FROM SYSIN/SYSIPT</b>
----------------	---

**Explanation**

The RESET command was issued from the parameter input file.

**System action**

All ACF/TAP parameters are reset to their default values.

**Operator response**

None.

**System programmer response**

No response is necessary.

**User response**

None

**Problem determination**

None.

**Source**

None.

**Module**

DSJCEPRT on behalf of DSJCPCARM to SYSPRINT or console.

**Routing code**

Not applicable.

**Descriptor code**

Not applicable.

**Automation**

Not applicable.

**Example**

None.

<b>DSJ088I</b>	<b>INDEX = INDEX() OAF/DAF()</b>
----------------	----------------------------------

**Explanation**

This message is issued to the console, along with message DSJ047I, messages DSJ050I to DSJ079I, messages DSJ275I to DSJ279I, and message DSJ290I. It is issued in response to either the LIST command entered at the console or to SYSPRINT in response to the GO command issued from either the console or the parameter input file. When output is to SYSPRINT, the only messages printed are those whose default values were used, or those whose values were specified by the user and used during the processing of the trace file.

**System action**

Processing continues.

**Operator response**

None.

**System programmer response**

No response is necessary.

**User response**

None.

**Problem determination**

None.

**Source**

None.

**Module**

DSJCEPRT on behalf of DSJPARM to SYSPRINT or console.

**Routing code**

Not applicable.

**Descriptor code**

Not applicable.

**Automation**

Not applicable.

**Example**

None.

---

**DSJ089I**            *message text*

**Explanation**

The message text shows the current parameter value read from the parameter input file. This message is output to SYSPRINT for every parameter read from the parameter input file and is followed by DSJ028I if a syntax error is detected in the input.

**System action**

Processing continues.

**Note:** This message is output to SYSPRINT for every parameter read from the parameter input file and is followed by message DSJ028I if a syntax error is detected in the input.

**Operator response**

None.

**System programmer response**

No response is necessary.

**User response**

Not applicable.

**Problem determination**

Not applicable.

**Source**

None

**Module**

DSJCEPRT on behalf of DSJCPARM to SYSPRINT or console.

**Routing code**

Not applicable.

**Descriptor code**

Not applicable.

**Automation**

Not applicable.

**Example**

None.

---

**DSJ090I**            **NTPRT = x Y=YES N=NO F=FRTR  
I=IP N=NTRI (NTRI REPORT)**

**Explanation**

This message is issued to the console, along with message DSJ047I, messages DSJ050I to DSJ079I, messages DSJ275I to DSJ279I, and message DSJ290I. This message is issued in response to either an LIST command entered at the console or to SYSPRINT in response to the GO command issued from either the console or the parameter input file.

When output is to SYSPRINT, the only messages printed are those that use default values, or those whose values were specified by the user and used during the processing of the trace file.

**System action**

Processing continues.

**Operator response**

None.

**System programmer response**

No response is necessary.

**User response**

None.

**Problem determination**

None.

**Source**

None.

**Module**

DSJCEPRT on behalf of DSJPARM to SYSPRINT or console.

**Routing code**

None.

**Descriptor code**

None.

**Automation**

None.

**Example**

None.

---

**DSJ091I**                    **LLN = (LOGICAL LINE NUMBER)**

**Explanation**

This message is issued to the console, along with message DSJ047I, messages DSJ050I to DSJ079I, messages DSJ275I to DSJ279I, and message DSJ290I. This message is issued in response to either an LIST command entered at the console or

to SYSPRINT in response to the GO command issued from either the console or the parameter input file. When output is to SYSPRINT, the only messages printed are those that use default values, or those whose values were specified by the user and used during the processing of the trace file.

**System action**

Processing continues.

**Operator response**

None.

**System programmer response**

No response is necessary.

**User response**

None.

**Problem determination**

None.

**Source**

None.

**Module**

DSJCEPRT on behalf of DSJPARM to SYSPRINT or console.

**Routing code**

None.

**Descriptor code**

None.

**Automation**

None.

**Example**

None.

---

**DSJ092I**                    **NPPRT = x Y=YES N=NO (X.25 REPORT)**

**Explanation**

This message is issued to the console, along with message DSJ047I, messages DSJ050I to DSJ079I,

messages DSJ275I to DSJ279I, and message DSJ290I. This message is issued in response to either an LIST command entered at the console or to SYSPRINT in response to the GO command issued from either the console or the parameter input file. When output is to SYSPRINT, the only messages printed are those that use default values, or those whose values were specified by the user and used during the processing of the trace file.

**System action**

Processing continues.

**Operator response**

None.

**System programmer response**

No response is necessary.

**User response**

None.

**Problem determination**

None.

**Source**

None.

**Module**

DSJCEPRT on behalf of DSJPARM to SYSPRINT or console.

**Routing code**

None.

**Descriptor code**

None.

**Automation**

None.

**Example**

None.

---

**DSJ093I**            **LCN = (LOGICAL CHANNEL  
NUMBER)**

**Explanation**

This message is issued to the console, along with message DSJ047I, messages DSJ050I to DSJ079I, messages DSJ275I to DSJ279I, and message DSJ290I. This message is issued in response to either an LIST command entered at the console or to SYSPRINT in response to the GO command issued from either the console or the parameter input file. When output is to SYSPRINT, the only messages printed are those that use default values, or those whose values were specified by the user and used during the processing of the trace file.

**System action**

Processing continues.

**Operator response**

None.

**System programmer response**

No response is necessary.

**User response**

None.

**Problem determination**

None.

**Source**

None.

**Module**

DSJCEPRT on behalf of DSJPARM to SYSPRINT or console.

**Routing code**

None.

**Descriptor code**

None.

**Automation**

None.

**Example**

None.

---

**DSJ094I**      **IXPRT = x Y=YES N=NO (INDEX REPORT)****Explanation**

This message is issued to the console, along with message DSJ047I, messages DSJ050I to DSJ079I, messages DSJ275I to DSJ279I, and message DSJ290I. This message is issued in response to either an LIST command entered at the console or to SYSPRINT in response to the GO command issued from either the console or the parameter input file. When output is to SYSPRINT, the only messages printed are those that use default values, or those whose values were specified by the user and used during the processing of the trace file.

**System action**

Processing continues.

**Operator response**

None.

**System programmer response**

No response is necessary.

**User response**

None.

**Problem determination**

None.

**Source**

None.

**Module**

DSJCEPRT on behalf of DSJPARM to SYSPRINT or console.

**Routing code**

None.

**Descriptor code**

None.

**Automation**

None.

**Example**

None.

---

**DSJ095I**      **LUPRT = x Y=YES N=NO (LUNAME-NETADDRESS XREF)****Explanation**

This message is issued to the console, along with message DSJ047I, messages DSJ050I to DSJ079I, messages DSJ275I to DSJ279I, and message DSJ290I. This message is issued in response to either an LIST command entered at the console or to SYSPRINT in response to the GO command issued from either the console or the parameter input file. When output is to SYSPRINT, the only messages printed are those that use default values, or those whose values were specified by the user and used during the processing of the trace file.

**System action**

Processing continues.

**Operator response**

None.

**System programmer response**

No response is necessary.

**User response**

None.

**Problem determination**

None.

**Source**

None.

**Module**

DSJCEPRT on behalf of DSJPARM to SYSPRINT or console.

**Routing code**

None.

**Descriptor code**

None.



**Automation**

None.

**Example**

None.

---

<b>DSJ096I</b>	<b>LONGPIU = x Y=YES N=NO</b> <b>(MAXIMUM DATA LENGTH Y=4092</b> <b>N=252)</b>
----------------	--

**Explanation**

This message is issued to the console, along with message DSJ047I, messages DSJ050I to DSJ079I, messages DSJ275I to DSJ279I, and message DSJ290I. This message is issued in response to either an LIST command entered at the console or to SYSPRINT in response to the GO command issued from either the console or the parameter input file. When output is to SYSPRINT, the only messages printed are those that use default values, or those whose values were specified by the user and used during the processing of the trace file.

**System action**

Processing continues.

**Operator response**

None.

**System programmer response**

No response is necessary.

**User response**

None.

**Problem determination**

None.

**Source**

None.

**Module**

DSJCEPRT on behalf of DSJPARM to SYSPRINT or console.

**Routing code**

None.

**Descriptor code**

None.

**Automation**

None.

**Example**

None.

---

<b>DSJ097I</b>	<b>SDATE = mm.dd.yy (SELECT START</b> <b>DATE)</b>
----------------	---

**Explanation**

This message is issued to the console, along with message DSJ047I, messages DSJ050I to DSJ079I, messages DSJ275I to DSJ279I, and message DSJ290I. This message is issued in response to either an LIST command entered at the console or to SYSPRINT in response to the GO command issued from either the console or the parameter input file. When output is to SYSPRINT, the only messages printed are those that use default values were used, or those whose values were specified by the user and used during the processing of the trace file.

**System action**

Processing continues.

**Operator response**

None.

**System programmer response**

No response is necessary.

**User response**

None.

**Problem determination**

None.

**Source**

None.

**Module**

DSJCEPRT on behalf of DSJPARM to SYSPRINT or console.

**Routing code**

None.

**Descriptor code**

None.

**Automation**

None.

**Example**

None.

---

<b>DSJ098I</b>	<b>EDATE = mm.dd.yy (SELECT END DATE)</b>
----------------	---

**Explanation**

This message is issued to the console, along with message DSJ047I, messages DSJ050I to DSJ079I, messages DSJ275I to DSJ279I, and message DSJ290I. This message is issued in response to either an LIST command entered at the console or to SYSPRINT in response to the GO command issued from either the console or the parameter input file. When output is to SYSPRINT, the only messages printed are those that use default values, or those whose values were specified by the user and used during the processing of the trace file.

**System action**

Processing continues.

**Operator response**

None.

**System programmer response**

No response is necessary.

**User response**

None.

**Problem determination**

None.

**Source**

None.

**Module**

DSJCEPRT on behalf of DSJPARM to SYSPRINT or console.

**Routing code**

None.

**Descriptor code**

None.

**Automation**

None.

**Example**

None.

---

<b>DSJ099I</b>	<b>ACFTAP TERMINATES</b>
----------------	--------------------------

**Explanation**

This message is issued as the last action to occur when the main routine (DSJCETAP) has completely executed.

**System action**

Processing continues.

**Operator response**

None.

**System programmer response**

No response is necessary.

**User response**

None.

**Problem determination**

None.

**Source**

None.

**Module**

DSJCEPRT on behalf of DSJCETAP to console.

**Routing code**

None.

**Descriptor code**

None.

**Automation**

None.

**Example**

None.

---

<b>DSJ100I</b>	<b>MESSAGE xxxxxxxx ACFTAP</b> <b>INTERNAL ERROR CODE: yyyyyyyy</b> <b>RET: zzzzzzzz</b>
----------------	--

**Explanation**

An undefined error code (yyyyyyyy in decimal) was supplied to the network error print routine. xxxxxxx is the message number that is assigned by ACF/TAP, and zzzzzzz is the return code in hexadecimal format.

**System action**

Processing continues.

**Operator response**

None.

**System programmer response**

No response is necessary.

**User response**

None.

**Problem determination**

None.

**Source**

None.

**Module**

DSJYEMIT on behalf of "unknown" to SYSPRINT and SYSNEPRT.

**Routing code**

None.

**Descriptor code**

None.

**Automation**

None.

**Example**

None.

---

<b>DSJ101I</b>	<b>MESSAGE xxxxxxxx INCOMPLETE</b> <b>BASIC LINK UNIT</b>
----------------	--

**Explanation**

Insufficient data remains in the current trace entry to permit processing of the SDLC frame (address, control and BCC) bytes. xxxxxxx is the message number that is assigned by ACF/TAP.

**System action**

No further processing is performed on the message.

**Operator response**

None.

**System programmer response**

Examine the trace data to determine the cause of the error condition.

**User response**

None.

**Problem determination**

None.

**Source**

None.

**Module**

DSJYEMIT on behalf of DSJRSDLC to SYSPRINT and SYSNEPRT.

**Routing code**

None.

**Descriptor code**

None.

## Automation

None.

## Example

None.

---

<b>DSJ102I</b>	<b>This message number can have one of three messages. See explanation for the possible messages.</b>
----------------	---

## Explanation

One of the following messages is displayed for this message number:

- MESSAGE/ELEMENT xxxxxxxx SDLC REJ - FRAME REJECT
- MESSAGE xxxxxxxx SDLC REJ - FRAME REJECT
  - Line trace for type 1 or 2 scanner.
- ELEMENT xxxxxxxx SDLC REJ - FRAME REJECT
  - Line trace for type 3 scanner.

The occurrence of the SDLC reject command (REJ) is noted. The value xxxxxxxx is the message or element number that is assigned by ACF/TAP.

## System action

No further processing is performed on the message.

## Operator response

None.

## System programmer response

Examine the trace data to determine the cause of the error condition.

## User response

None.

## Problem determination

None.

## Source

None.

## Module

DSJYEMIT on behalf of DSJRASCM to SYSPRINT and SYSNEPRT.

## Routing code

None.

## Descriptor code

None.

## Automation

None.

## Example

None.

---

<b>DSJ104I</b>	<b>This message number can have one of three messages. See explanation for the possible messages.</b>
----------------	---

## Explanation

One of the following messages appears for this message number:

- MESSAGE/ELEMENT xxxxxxxx SDLC CMDR - COMMAND REJECT
- MESSAGE xxxxxxxx SDLC CMDR - COMMAND REJECT
  - Line trace for type 1 or 2 scanner.
- ELEMENT xxxxxxxx SDLC CMDR - COMMAND REJECT
  - Line trace for type 3 scanner.

The occurrence of the SDLC command reject (CMDR) is noted. xxxxxxxx is the ACF/TAP-assigned message number of the trace entry currently being processed.

## System action

No further processing is performed on the message.

## Operator response

None.

## System programmer response

Examine the trace data to determine the cause of the error condition.

## User response

None.

## Problem determination

None.

**Source**

None.

**Module**

DSJYEMIT on behalf of DSJRASCM to SYSPRINT and SYSNEPRT.

**Routing code**

None.

**Descriptor code**

None.

**Automation**

None.

**Example**

None.

<b>DSJ105I</b>	<b>This message number can have one of three messages. See explanation for the possible messages.</b>
----------------	---

**Explanation**

One of the following messages is displayed for this message number:

- MESSAGE/ELEMENT xxxxxxxx INVALID SDLC SUPERVISORY FRAME
- MESSAGE xxxxxxxx INVALID SDLC SUPERVISORY FRAME
  - Line trace for type 1 or 2 scanner.
- ELEMENT xxxxxxxx INVALID SDLC SUPERVISORY FRAME
  - Line trace for type 3 scanner.

The SDLC supervisory frame command is not defined. The value xxxxxxxx is the message or element number that is assigned by ACF/TAP.

**System action**

No further processing is performed on the message.

**Operator response**

None.

**System programmer response**

Examine the trace data to determine the cause of the error condition.

For form 2 messages, see the type 3 scanner status element in “Line trace summary report (LSPRT)” on page 25 or “Line trace detail report (LDPRT)” on page 25.

**User response**

None.

**Problem determination**

None.

**Source**

None.

**Module**

DSJYEMIT on behalf of DSJRASCM to SYSPRINT and SYSNEPRT.

**Routing code**

None.

**Descriptor code**

None.

**Automation**

None.

**Example**

None.

<b>DSJ106I</b>	<b>This message number can have one of three messages. See explanation for the possible messages.</b>
----------------	---

**Explanation**

One of the following messages is displayed for this message number:

- MESSAGE xxxxxxxx INVALID SDLC NONSEQUENCED FRAME
- MESSAGE xxxxxxxx INVALID SDLC NONSEQUENCED FRAME
  - Line trace for type 1 or 2 scanner.

- ELEMENT xxxxxxxx INVALID SDLC NONSEQUENCED FRAME

– Line trace for type 3 scanner.

The SDLC nonsequenced frame command is not valid. The value xxxxxxxx is the message or element number that is assigned by ACF/TAP.

### System action

No further processing is performed on the message.

### Operator response

None.

### System programmer response

Examine the trace data to determine the cause of the error condition.

### User response

None.

### Problem determination

None.

### Source

None.

### Module

DSJYEMIT on behalf of DSJRASCM to SYSPRINT and SYSNEPRT.

### Routing code

None.

### Descriptor code

None.

### Automation

None.

### Example

None.

### Explanation

Insufficient data remains in the current trace entry to permit processing of the transmission header. The value xxxxxxxx is the message number (that is assigned by ACF/TAP) of the trace entry currently being processed.

### System action

No further processing is performed on the message.

### Operator response

None.

### System programmer response

Examine the trace data to determine the cause of the error condition.

### User response

None.

### Problem determination

None.

### Source

None.

### Module

DSJYEMIT on behalf of DSJRANTH to SYSPRINT and SYSNEPRT.

### Routing code

None.

### Descriptor code

None.

### Automation

None.

### Example

None.

---

**DSJ110I**      **MESSAGE xxxxxxxx INCOMPLETE TRANSMISSION HEADER**

---

**DSJ111I**      **MESSAGE xxxxxxxx INVALID TRANSMISSION HEADER FIELD**

**Explanation**

The transmission header format identifier is not 0, 1, 2, 3, or 4. The value xxxxxxxx is the message number assigned by ACF/TAP.

**System action**

No further processing is performed on the message.

**Operator response**

None.

**System programmer response**

Trace data should be examined to determine the cause of the error condition.  
  
See *System Network Architecture - Network Products Formats* LY43-0081 for more information.

**User response**

None.

**Problem determination**

None.

**Source**

None.

**Module**

DSJYEMIT on behalf of DSJRANTH to SYSPRINT and SYSNEPRT.

**Routing code**

None.

**Descriptor code**

None.

**Automation**

None.

**Example**

None.

---

**DSJ112I**            **ELEMENT xxxxxxxx TRUNCATED**  
                         **NTRI ENTRY TYPE**

**Explanation**

ACF/TAP detected a truncated entry type in the NTRI line trace element being processed. The value xxxxxxxx is the element number (that is assigned by ACF/TAP) of the trace entry being processed.

**System action**

No further processing is performed on the element.

**Operator response**

None.

**System programmer response**

Trace data should be examined to determine the cause of the error condition.

**User response**

None.

**Problem determination**

None.

**Source**

None.

**Module**

DSJYEMIT on behalf of DSJNTITR to SYSPRINT and SYSNEPRT.

**Routing code**

None.

**Descriptor code**

None.

**Automation**

None.

**Example**

None.

---

**DSJ113I**            **ELEMENT xxxxxxxx TRUNCATED**  
                         **NTRI FRAME**

**Explanation**

In the NTRI line trace element that is being processed, ACF/TAP detected a truncated LLC frame. The value xxxxxxxx is the ACF/TAP-assigned element number of the trace entry that is being processed.

**System action**

No further processing is performed on the element.

**Operator response**

None.

**System programmer response**

Examine the trace data to determine the cause of the error condition.

**User response**

None.

**Problem determination**

None.

**Source**

None.

**Module**

DSJYEMIT on behalf of DSJNTITR to SYSPRINT and SYSNEPRT.

**Routing code**

None.

**Descriptor code**

None.

**Automation**

None.

**Example**

None.

---

**DSJ114I**            **ELEMENT xxxxxxxx LLC REJECT**

**Explanation**

In the NTRI line trace element that is being processed, ACF/TAP detected an LLC frame reject. The value

xxxxxxx is the ACF/TAP-assigned element number of the trace entry that is being processed.

**System action**

Processing continues.

**Operator response**

None.

**System programmer response**

Examine the trace data should to determine the cause of the error condition.

**User response**

None.

**Problem determination**

None.

**Source**

None.

**Module**

DSJYEMIT on behalf of DSJLNCTL to SYSNEPRT.

**Routing code**

None.

**Descriptor code**

None.

**Automation**

None.

**Example**

None.

---

**DSJ115I**            **ELEMENT xxxxxxxx INVALID LLC  
NONSEQUENCED FRAME**

**Explanation**

In the NTRI line trace element being processed, ACF/TAP detected an LLC nonsequenced frame that was not valid. The value xxxxxxxx is the element number of the trace entry being processed. This value is assigned by ACF/TAP.



**System action**

No further processing is performed on the element.

**Operator response**

None.

**System programmer response**

Trace data should be examined to determine the cause of the error condition.

**User response**

Not applicable.

**Problem determination**

Not applicable.

**Source**

None.

**Module**

DSJYEMIT on behalf of DSJLNCTL to SYSNEPRT.

**Routing code**

Not applicable.

**Descriptor code**

Not applicable.

**Automation**

Not applicable.

**Example**

None.

---

<b>DSJ116I</b>	<b>ELEMENT xxxxxxxx LLC CMDR - COMMAND REJECT</b>
----------------	---

**Explanation**

In the NTRI line trace element being processed, ACF/TAP detected an LLC command reject. The value xxxxxxxx is the element number of the trace entry being processed. This value is assigned by ACF/TAP.

**System action**

Processing continues.

**Operator response**

None.

**System programmer response**

Trace data should be examined to determine the cause of the error condition.

**User response**

Not applicable.

**Problem determination**

Not applicable.

**Source**

None.

**Module**

DSJYEMIT on behalf of DSJLCTL to SYSNEPRT.

**Routing code**

Not applicable.

**Descriptor code**

Not applicable.

**Automation**

Not applicable.

**Example**

None.

---

<b>DSJ117I</b>	<b>ELEMENT xxxxxxxx PACKET CMDR - COMMAND REJECT</b>
----------------	--

**Explanation**

In the X.25 packet header being processed, ACF/TAP detected a packet command reject. The value xxxxxxxx is the element number of the trace entry being processed. This value is assigned by ACF/TAP.

**System action**

Processing continues.

**Operator response**

None.

### System programmer response

Trace data should be examined to determine the cause of the error condition.

### User response

Not applicable.

### Problem determination

Not applicable.

### Source

None.

### Module

DSJYEMIT on behalf of DSJLNCTL to SYSPRINT and SYSNEPRT.

### Routing code

Not applicable.

### Descriptor code

Not applicable.

### Automation

Not applicable.

### Example

None.

---

<b>DSJ118I</b>	<b>ELEMENT xxxxxxxx INVALID LLC SUPERVISORY FRAME</b>
----------------	---

### Explanation

In the NTRI line trace element being processed, ACF/TAP detected an LLC supervisory frame that is not valid. The value xxxxxxxx is the element number of the trace entry being processed. This value is assigned by ACF/TAP.

### System action

No further processing is performed on the element.

### Operator response

None.

### System programmer response

Trace data should be examined to determine the cause of the error condition.

### User response

Not applicable.

### Problem determination

Not applicable.

### Source

None.

### Module

DSJYEMIT on behalf of DSJLNCTL to SYSNEPRT.

### Routing code

Not applicable.

### Descriptor code

Not applicable.

### Automation

Not applicable.

### Example

None.

---

<b>DSJ119I</b>	<b>ELEMENT xxxxxxxx INVALID PACKET HEADER COMMAND</b>
----------------	---

### Explanation

In the X.25 packet header being processed, ACF/TAP detected a packet header command that is not valid. The value xxxxxxxx is the element number of the trace entry being processed. This value is assigned by ACF/TAP.

### System action

No further processing is performed on the element.

### Operator response

None.

**System programmer response**

Trace data should be examined to determine the cause of the error condition.

**User response**

Not applicable.

**Problem determination**

Not applicable.

**Source**

None.

**Module**

DSJYEMIT on behalf of DSJLNCTL to SYSPRINT and SYSNEPRT.

**Routing code**

Not applicable.

**Descriptor code**

Not applicable.

**Automation**

Not applicable.

**Example**

None.

---

<b>DSJ120I</b>	<b>MESSAGE xxxxxxxx INCOMPLETE REQUEST HEADER</b>
----------------	---

**Explanation**

Insufficient data remains in the current trace entry to permit processing of the request header (RH). The ACF/TAP-assigned sequence number is xxxxxxxx.

**System action**

No further processing is performed on the message.

**Operator response**

None.

**System programmer response**

Examine the trace data to determine the cause of the error condition.

**User response**

Not applicable.

**Problem determination**

Not applicable.

**Source**

None.

**Module**

DSJYEMIT on behalf of DSJRANRH to SYSPRINT and SYSNEPRT.

**Routing code**

Not applicable.

**Descriptor code**

Not applicable.

**Automation**

Not applicable.

**Example**

None.

---

<b>DSJ121I</b>	<b>MESSAGE xxxxxxxx INVALID REQUEST HEADER FIELD</b>
----------------	--

**Explanation**

No check is made of the reserved or restricted bits in the request header.

**System action**

Processing continues.

**Operator response**

None.

**System programmer response**

No response is necessary.

**User response**

Not applicable.

## Problem determination

Not applicable.

### Source

None.

### Module

DSJYEMIT on behalf of DSJRRNRH to SYSPRINT and SYSNEPRT.

### Routing code

Not applicable.

### Descriptor code

Not applicable.

### Automation

Not applicable.

### Example

None.

---

<b>DSJ122I</b>	<b>MESSAGE xxxxxxxx INCOMPLETE NETWORK CONTROL/SC/DFC COMMAND</b>
----------------	---

### Explanation

Insufficient data remains in the current trace entry to permit processing of the session control, network control, or data flow control (DFC) command byte. The value xxxxxxxx is the ACF/TAP-assigned message number of the trace entry that is currently being processed.

### System action

No further processing is performed on the message.

### Operator response

None.

### System programmer response

Examine the trace data to determine the cause of the error condition.

### User response

Not applicable.

## Problem determination

Not applicable.

### Source

None.

### Module

DSJYEMIT on behalf of DSJRRNRU to SYSPRINT and SYSNEPRT.

### Routing code

Not applicable.

### Descriptor code

Not applicable.

### Automation

Not applicable.

### Example

None.

---

<b>DSJ123I</b>	<b>MESSAGE xxxxxxxx INCOMPLETE NETWORK SERVICES RESPONSE UNIT</b>
----------------	---

### Explanation

Insufficient data remains in the current trace entry to permit processing of the header bytes of the network services formatted FM data to or from an SSCP or CDRM. The value xxxxxxxx is the element number of the trace entry being processed. This value is assigned by ACF/TAP.

### System action

No further processing is performed on the message.

### Operator response

None.

### System programmer response

Examine the trace data to determine the cause of the error condition.

### User response

Not applicable.

## Problem determination

Not applicable.

## Source

None.

## Module

DSJYEMIT on behalf of DSJRRANRU to SYSPRINT and SYSNEPRT.

## Routing code

Not applicable.

## Descriptor code

Not applicable.

## Automation

Not applicable.

## Example

None.

---

<b>DSJ124I</b>	<b>MESSAGE xxxxxxxx UNDEFINED SESSION CONTROL/NETWORK CONTROL/DFC COMMAND</b>
----------------	---

## Explanation

The session control, network control, or data flow control (DFC) command is not defined to DSJCETAP. The value xxxxxxxx is the element number of the trace entry being processed. This value is assigned by ACF/TAP.

## System action

No further processing is performed on the message.

## Operator response

None.

## System programmer response

See *System Network Architecture - Network Products Formats* LY43-0081 for more information.

## User response

Not applicable.

## Problem determination

Not applicable.

## Source

None.

## Module

DSJYEMIT on behalf of DSJRRANRU to SYSPRINT and SYSNEPRT.

## Routing code

Not applicable.

## Descriptor code

Not applicable.

## Automation

Not applicable.

## Example

None.

---

<b>DSJ125I</b>	<b>MESSAGE xxxxxxxx UNDEFINED NETWORK SERVICES COMMAND</b>
----------------	--

## Explanation

The network services command is not defined in DSJCETAP. The value xxxxxxxx is the ACF/TAP-assigned message number of the trace entry that is currently being processed.

## System action

No further processing is performed on the message.

## Operator response

None.

## System programmer response

See *System Network Architecture - Network Products Formats* LY43-0081 for more information.

## User response

Not applicable.

## Problem determination

Not applicable.

**Source**

None.

**Module**

DSJYEMIT on behalf of DSJRRANRU to SYSPRINT and SYSNEPRT.

**Routing code**

Not applicable.

**Descriptor code**

Not applicable.

**Automation**

Not applicable.

**Example**

None.

---

<b>DSJ126I</b>	<b>MESSAGE xxxxxxxx SENSE DATA FIELD PRESENT sssssssseeee....eeee</b>
----------------	---

**Explanation**

The presence of channel sense data (sssssss) in the trace entry is noted. The value xxxxxxxx is the element number of the trace entry being processed. This value is assigned by ACF/TAP. The value eeee is the English translation of the sense code.

**System action**

Processing of the trace entry continues.

**Operator response**

None.

**System programmer response**

Examine the trace data to determine the cause of the error condition. See *NCP and EP Reference Summary and Data Areas, Volume 2* for information about channel sense data.

**User response**

Not applicable.

**Problem determination**

Not applicable.

**Source**

None.

**Module**

DSJYEMIT on behalf of DSJRSENS to SYSPRINT and SYSNEPRT.

**Routing code**

Not applicable.

**Descriptor code**

Not applicable.

**Automation**

Not applicable.

**Example**

None.

---

<b>DSJ127I</b>	<b>MESSAGE xxxxxxxx INVALID OAF/DAF ADDRESS</b>
----------------	---

**Explanation**

A formatted function management (FM) data path information unit (PIU) contained an OAF/DAF address for subarea 0 with a nonzero element address. The value xxxxxxxx is the element number of the trace entry being processed. This value is assigned by ACF/TAP.

**System action**

Processing of the trace data continues.

**Operator response**

None.

**System programmer response**

Verify that the correct MAXSUBA parameter has been specified, because making an incorrect specification or allowing the default can cause this message to be issued. See *System Network Architecture - Network Products Formats* LY43-0081 for more information.

**User response**

Not applicable.

**Problem determination**

Not applicable.

**Source**

None.

**Module**

DSJYEMIT on behalf of DSJRNARU to SYSPRINT and SYSNEPRT.

**Routing code**

Not applicable.

**Descriptor code**

Not applicable.

**Automation**

Not applicable.

**Example**

None.

---

<b>DSJ128I</b>	<b>MESSAGE xxxxxxxx INCOMPLETE SENSE DATA FIELD</b>
----------------	---

---

**Explanation**

Insufficient data remains in the current trace entry to permit processing of the sense data bytes. The value xxxxxxxx is the element number of the trace entry being processed. This value is assigned by ACF/TAP.

**System action**

No further processing is performed on the message.

**Operator response**

None.

**System programmer response**

Examine the trace data to determine the cause of the error condition.

**User response**

Not applicable.

**Problem determination**

Not applicable.

**Source**

None.

**Module**

DSJYEMIT on behalf of DSJRNARH to SYSPRINT and SYSNEPRT.

**Routing code**

Not applicable.

**Descriptor code**

Not applicable.

**Automation**

Not applicable.

**Example**

None.

---

<b>DSJ129I</b>	<b>MESSAGE xxxxxxxx UNDEFINED SENSE DATA FIELD</b>
----------------	--

---

**Explanation**

The sense bytes are not defined to DSJCETAP. The value xxxxxxxx is the element number of the trace entry being processed. This value is assigned by ACF/TAP.

**System action**

No further processing is performed on the message.

**Operator response**

None.

**System programmer response**

See *System Network Architecture - Network Products Formats* LY43-0081 for more information.

**User response**

Not applicable.

**Problem determination**

Not applicable.

**Source**

None.

**Module**

DSJYEMIT on behalf of DSJRSENS to SYSPRINT and SYSNEPRT.

**Routing code**

Not applicable.

**Descriptor code**

Not applicable.

**Automation**

Not applicable.

**Example**

None.

---

<b>DSJ130I</b>	<b>MESSAGE xxxxxxxx INCOMPLETE FIDO BTU CMD/MODIFIER</b>
----------------	--

---

**Explanation**

Insufficient data remains in the current trace entry to permit processing of the FIDO basic transmission unit (BTU) bytes. The value xxxxxxxx is the element number of the trace entry being processed. This value is assigned by ACF/TAP. This message appears only if the SNA detail report is run.

**System action**

No further processing is performed on the message.

**Operator response**

None.

**System programmer response**

Examine the trace data to determine the cause of the error condition. See *System Network Architecture - Network Products Formats* LY43-0081 for more information.

**User response**

Not applicable.

**Problem determination**

Not applicable.

**Source**

None.

**Module**

DSJYEMIT on behalf of DSJRRNRH to SYSPRINT and SYSNEPRT.

**Routing code**

Not applicable.

**Descriptor code**

Not applicable.

**Automation**

Not applicable.

**Example**

None.

---

<b>DSJ131I</b>	<b>MESSAGE xxxxxxxx INVALID FIDO BTU CMD/MODIFIER</b>
----------------	---

---

**Explanation**

The basic transmission unit command or response is not defined to DSJCETAP. The value xxxxxxxx is the element number of the trace entry being processed. This value is assigned by ACF/TAP. This message appears only if the SNA detail report is run.

**System action**

No further processing is performed on the message.

**Operator response**

None.

**System programmer response**

Examine the trace data to determine the cause of the error condition. See *System Network Architecture - Network Products Formats* LY43-0081 for more information.

**User response**

Not applicable.

**Problem determination**

Not applicable.

**Source**

None.

**Module**

DSJYEMIT on behalf of DSJRRNRH to SYSPRINT and SYSNEPRT.



**Routing code**

Not applicable.

**Descriptor code**

Not applicable.

**Automation**

Not applicable.

**Example**

None.

---

**DSJ140I**      **MESSAGE xxxxxxxx NETWORK  
SERVICES PROCEDURE ERROR****Explanation**

The occurrence of the NSPE network services request unit is noted.

**System action**

Processing of the trace data continues.

**Operator response**

None.

**System programmer response**

Examine the trace data to determine the cause of the error condition. See *System Network Architecture - Network Products Formats* LY43-0081 for more information.

**User response**

Not applicable.

**Problem determination**

Not applicable.

**Source**

None.

**Module**

DSJYEMIT on behalf of DSJNRNRH to SYSPRINT and SYSNEPRT.

**Routing code**

Not applicable.

**Descriptor code**

Not applicable.

**Automation**

Not applicable.

**Example**

None.

---

**DSJ141I**      **MESSAGE xxxxxxxx BIND FAILURE****Explanation**

The occurrence of the BINDF network services request unit is noted. The value xxxxxxxx is the ACF/TAP-assigned message number of the trace entry that is currently being processed.

**System action**

Processing of the trace data continues.

**Operator response**

None.

**System programmer response**

Examine the trace data to determine the cause of the error condition. See *System Network Architecture - Network Products Formats* LY43-0081 for more information.

**User response**

Not applicable.

**Problem determination**

Not applicable.

**Source**

None.

**Module**

DSJYEMIT on behalf of DSJRAFMH to SYSPRINT and SYSNEPRT.

**Routing code**

Not applicable.

## Descriptor code

Not applicable.

## Automation

Not applicable.

## Example

None.

---

<b>DSJ142I</b>	<b>MESSAGE xxxxxxxx UNBIND FAILURE</b>
----------------	--

## Explanation

The occurrence of the UNBIND network services request unit is noted.

## System action

Processing of the trace data continues.

## Operator response

None.

## System programmer response

Examine the trace data to determine the cause of the error condition. See *System Network Architecture - Network Products Formats* LY43-0081 for more information.

## User response

Not applicable.

## Problem determination

Not applicable.

## Source

None.

## Module

DSJYEMIT on behalf of DSJRAFMH to SYSPRINT and SYSNEPRT.

## Routing code

Not applicable.

## Descriptor code

Not applicable.

## Automation

Not applicable.

## Example

None.

---

<b>DSJ143I</b>	<b>MESSAGE xxxxxxxx INOPERATIVE</b>
----------------	-------------------------------------

## Explanation

The occurrence of the INOP network services request is noted. The value xxxxxxxx is the ACF/TAP-assigned message number of the trace entry that is currently being processed.

## System action

Processing of the trace data continues.

## Operator response

None.

## System programmer response

Examine the trace data to determine the cause of the error condition. See *System Network Architecture - Network Products Formats* LY43-0081 for more information.

## User response

Not applicable.

## Problem determination

Not applicable.

## Source

None.

## Module

DSJYEMIT on behalf of DSJRRNRH to SYSPRINT and SYSNEPRT.

## Routing code

Not applicable.

## Descriptor code

Not applicable.

## Automation

Not applicable.

## Example

None.

---

**DSJ144I** MESSAGE xxxxxxxx LOST PATH

## Explanation

The occurrence of the LOSTPATH network control command is noted.

## System action

Processing of the trace data continues.

## Operator response

None.

## System programmer response

Examine the trace data to determine the cause of the error condition. See *System Network Architecture - Network Products Formats* LY43-0081 for more information.

## User response

Not applicable.

## Problem determination

Not applicable.

## Source

None.

## Module

DSJYEMIT on behalf of DSJNRURU to SYSPRINT and SYSNEPRT.

## Routing code

Not applicable.

## Descriptor code

Not applicable.

## Automation

Not applicable.

## Example

None.

---

**DSJ145I** MESSAGE xxxxxxxx LOST SUBAREA

## Explanation

The occurrence of the lost subarea network control command is noted.

## System action

Processing of the trace data continues.

## Operator response

None.

## System programmer response

Examine the trace data to determine the cause of the error condition. See *System Network Architecture - Network Products Formats* LY43-0081 for more information.

## User response

Not applicable.

## Problem determination

Not applicable.

## Source

None.

## Module

DSJYEMIT on behalf of DSJNRNRH to SYSPRINT and SYSNEPRT.

## Routing code

Not applicable.

## Descriptor code

Not applicable.

## Automation

Not applicable.

## Example

None.

---

**DSJ146I      MESSAGE xxxxxxxx REQUEST  
RECOVERY (RQR)**

---

**Explanation**

The occurrence of the RQR session control command is noted. The value xxxxxxxx is the ACF/TAP-assigned message number of the trace entry that is currently being processed.

**System action**

Processing of the trace data continues.

**Operator response**

None.

**System programmer response**

Examine the trace data to determine the cause of the error condition. See *System Network Architecture - Network Products Formats* LY43-0081 for more information.

**User response**

Not applicable.

**Problem determination**

Not applicable.

**Source**

None.

**Module**

DSJYEMIT on behalf of DSJRRNRH to SYSPRINT and SYSNEPRT.

**Routing code**

Not applicable.

**Descriptor code**

Not applicable.

**Automation**

Not applicable.

**Example**

None.

---

**DSJ147I      MESSAGE xxxxxxxx X-DOMAIN  
SESSION SETUP FAILURE**

---

**Explanation**

The occurrence of the CDESSSF network services request unit is noted. The value xxxxxxxx is the ACF/TAP-assigned message number of the trace entry that is currently being processed.

**System action**

Processing of the trace data continues.

**Operator response**

None.

**System programmer response**

Examine the trace data to determine the cause of the error condition. See *System Network Architecture - Network Products Formats* LY43-0081 for more information.

**User response**

Not applicable.

**Problem determination**

Not applicable.

**Source**

None.

**Module**

DSJYEMIT on behalf of DSJRAFMH to SYSPRINT and SYSNEPRT.

**Routing code**

Not applicable.

**Descriptor code**

Not applicable.

**Automation**

Not applicable.

**Example**

None.

---

**DSJ148I**      **MESSAGE xxxxxxxx X-DOMAIN  
SESSION TAKEDOWN FAIL****Explanation**

The occurrence of the CDSESSTF network services request unit is noted. The value xxxxxxxx is the ACF/TAP-assigned message number of the trace entry that is currently being processed.

**System action**

Processing of the trace data continues.

**Operator response**

None.

**System programmer response**

Examine the trace data to determine the cause of the error condition. See *System Network Architecture - Network Products Formats* LY43-0081 for more information.

**User response**

Not applicable.

**Problem determination**

Not applicable.

**Source**

None.

**Module**

DSJYEMIT on behalf of DSJRAFMH to SYSPRINT and SYSNEPRT.

**Routing code**

Not applicable.

**Descriptor code**

Not applicable.

**Automation**

Not applicable.

**Example**

None.

---

**DSJ149I**      **MESSAGE xxxxxxxx NETWORK  
MANAGEMENT VECTOR  
TRANSPORT****Explanation**

The occurrence of a network management vector transport RU is noted. The value xxxxxxxx is the ACF/TAP-assigned message number of the trace entry that is currently being processed. The major vector key is examined and the type of NMVT is identified on the different reports.

**System action**

Processing of the trace data continues.

**Operator response**

None.

**System programmer response**

Examine the NMVT for further information. See *System Network Architecture - Network Products Formats* LY43-0081 for more information.

**User response**

Not applicable.

**Problem determination**

Not applicable.

**Source**

None.

**Module**

DSJYEMIT on behalf of DSJRAFMH to SYSPRINT and SYSNEPRT.

**Routing code**

Not applicable.

**Descriptor code**

Not applicable.

**Automation**

Not applicable.

## Example

None.

---

**DSJ199I**            **MESSAGE xxxxxxxx TRACE DATA  
MAY BE DISCONTINUOUS**

## Explanation

A continuity error condition was detected in the input data. This message reflects the continuity error to the analysis portion of ACF/TAP.

**Note:** This message prints with message DSJ230I and one of the following messages:

- DSJ241I
- DSJ242I
- DSJ243I
- DSJ244I
- DSJ245I
- DSJ248I
- DSJ249I

## System action

ACF/TAP internal buffers are reset to avoid merging unrelated pieces of data. Suppression of receive ready (RR) pairs in SDLC line trace is reset.

## Operator response

None.

## System programmer response

When analyzing trace data, be aware of the continuity situation.

## User response

Not applicable.

## Problem determination

Not applicable.

## Source

None.

## Module

DSJYEMIT on behalf of DSJRDRVR to SYSPRINT and SYSNEPRT.

## Routing code

Not applicable.

## Descriptor code

Not applicable.

## Automation

Not applicable.

## Example

None.

---

**DSJ201I**            **GTF RECORD nnnnnnnn LENG(lllll)  
D(mm:dd:yy) T(hh:mm:ss:dddddd)  
AID(aa) FID(ff) EID(eeee)  
tttttttttt**

## Explanation

This message describes the contents of the GTF header portion of GTF trace records. Table 11 on page 126 lists the variable fields in the message text and what it means.

Table 11. Contents of the GTF header portion of GTF trace records	
Variable	Meaning
nnnnnnnn	ACF/TAP-assigned input record number
lllll	Input record length
mm:dd:yy y	Time-stamp date field from the input record or from the last GTF time-stamp control record
hh:mm:ss s	Time-stamp time field from the input record or from the last GTF time-stamp control record
aa	GTF AID (action identifier) field
ff	GTF FID (format identifier) field
eeee	GTF EID (event identifier) field
tttttttt	Literal describing recognized records: (VTAM BUFFER, USER BUFFER, and NCP TRACE, NETCTLR TRACE, or VIT TRACE)

In certain situations, the contents of the GTF trace record headers, with non-VTAM GTF trace records, can be valuable in problem determination.

## System action

Processing continues.

## Operator response

None.

## System programmer response

Information about GTF can be found in [z/OS MVS Diagnosis: Tools and Service Aids](#).

## User response

Not applicable.

## Problem determination

Not applicable.

## Source

None.

## Module

DSJCEPRT on behalf of DSJTDRVR to SYSPRINT.

## Routing code

Not applicable.

## Descriptor code

Not applicable.

## Automation

Not applicable.

## Example

None.

```
DSJ202I      DOS BLOCK nnnnnnn LENG(IIII)
              LRC(vvvvv) ID(IIII) SEQ(sssss)
              COUNT(ccccc)
```

## Explanation

This message describes the contents of the DOS/VTAM trace block header. [Table 12 on page 127](#) lists the variable fields in the message text and what it means.

Table 12. Contents of the DOS/VTAM trace block header	
Variable	Meaning
nnnnnn	ACF/TAP-assigned input record number
IIII	Block length from the block header

Table 12. Contents of the DOS/VTAM trace block header (continued)

Variable	Meaning
vvvvv	Lost trace block count
IIII	Trace block identifier, normally "TRACE"
sssss	Trace block sequence number
ccccc	Count of the VTAM trace records in the trace block

## System action

Processing continues.

## Operator response

None.

## System programmer response

You can find detailed information about the DOS/VTAM trace file contents in [z/OS Communications Server: SNA Network Implementation Guide](#).

## User response

Not applicable.

## Problem determination

Not applicable.

## Source

None.

## Module

DSJCEPRT on behalf of DSJTDRVR to SYSPRINT.

## Routing code

Not applicable.

## Descriptor code

Not applicable.

## Automation

Not applicable.

## Example

None.

**DSJ203I**      **This message number can have one of three messages. See explanation for the possible messages.**

## Explanation

One of the following messages is displayed for this message number:

- VTAM TRACE *nnnnnnnn* LENG(*lllll*) D(*mm:dd:yy*)  
T(*hh:mm:ss:dddddd*) LRC(*ii/oo*) *tttttttttt* dir *eeeeeee*  
S(*nnnnnnnnn.ssssssss*) D(*aaaaaaaa.dddddddd*)
- VTAM TRACE *nnnnnnnn* LENG(*lllll*) D(*mm:dd:yy*)  
T(*hh:mm:ss:dddddd*) LRC(*ii/oo*) *tttttttttt* dir *eeeeeee*  
S(*nnnnnnnnn.ssssssss*) D(*aaaaaaaa.dddddddd*)  
SEGMENT(*ggggggggg*)
- VTAM TRACE *nnnnnnnn* LENG(*lllll*) D(*mm:dd:yy*)  
T(*hh:mm:ss:dddddd*) *tttttttttt* dir *eeeeeee* IP  
ORIGIN(*o.oo.oo.ooo*) IP DESTINATION(*i.ii.ii.iii*)  
ORIGIN PORT(*ppppp*) DESTINATION PORT(*rrrrr*)

These messages describe the content of the VTAM record header.

Table 13 on page 128 lists the variable fields in the message text and what it means.

Table 13. DSJ203I variables and meanings	
Variable	Meaning
<i>nnnnnnnn</i>	ACF/TAP-assigned VTAM record number
<i>lllll</i>	VTAM record length from the VTAM record header
<i>mm:dd:yy</i>	Converted time-stamp date field from the trace record header
<i>hh:mm:ss</i>	Converted time-of-day time-stamp time field from the trace record header
<i>ii</i>	Hexadecimal inbound lost record count from the trace record header
<i>oo</i>	Hexadecimal outbound lost record count from the trace record header
<i>tttttttt</i>	Literal describing records (VTAM IO, VTAM PBUFFER, USER BUFFER, USER PBUFFER, USER FBUFFER, VTAM FBUFFER, SNIP TRACE and NCP TRACE) that can be processed
<i>dir</i>	Trace direction with respect to the host access method
<i>eeeeeee</i>	Next element count to be assigned by ACF/TAP to a line trace element.

Table 13. DSJ203I variables and meanings (continued)	
Variable	Meaning
<i>nnnnnnnnn</i>	sNetwork source address and source NODENAME, or line name of the line being traced
<i>aaaaaaaaa</i>	dNetwork destination address and destination NODENAME. (Blank if line trace.)
<i>o.oo.oo.o</i>	oRemote Internet (IP) address
<i>i.ii.ii.i</i>	iLocal Internet (IP) address
<i>ppppp</i>	Local port number
<i>rrrrr</i>	Remote port number
<i>ggggggggg</i>	Shows the full buffer trace status as either COMPLETE, FIRST, MIDDLE, or LAST. If the segment is FIRST, MIDDLE, or LAST, then the sequence number is also given.

## System action

Processing continues.

## Operator response

None.

## System programmer response

Information about VTAM trace file contents can be found in the appropriate VTAM installation manual.

## User response

Not applicable.

## Problem determination

Not applicable.

## Source

None.

## Module

DSJCEPRT on behalf of DSJTDRVR to SYSPRINT.

## Routing code

Not applicable.



## Descriptor code

Not applicable.

## Automation

Not applicable.

## Example

None.

<b>DSJ204I</b>	<b>This message number can have one of two messages. See Explanation for the possible messages.</b>
----------------	---

## Explanation

One of the following messages is displayed for this message number:

- LINE TRACE *nnnnnnn* TYPE(*tt*) LINE(*llll*) *dddd* DUPLEX *bbbb* ]*ssssssss*[ *lllllll* TIME(*mm*) EP(*ee*) STATUS(*ss*) *wwwwwwww* *eeeeeee*
  - Trace Type: Line trace header.
- GPIU TRACE *nnnnnnn* TYPE(*tt*) NCPADDR(*aaaa*) STATUS(*ss*)
  - Trace Type: Generalized PIU trace header.

Both of these messages describe the contents of the record trace header information returned by NCP to the host access method as part of the line trace or generalized PIU trace data. [Table 14 on page 129](#) lists the variable fields in the message text and what it means.

Table 14. DSJ204I variables and meanings	
Variable	Meaning
<i>nnnnnnn</i>	ACF/TAP-assigned VTAM record number
<i>tt</i>	RU1WT byte returned as part of the record line trace or generalized PIU trace header
<i>llll</i>	Hexadecimal format network address of the line that is being traced
<i>.dddd</i>	HALF or FULL duplex
<i>bbbb</i>	CSB-3 if the line trace is being performed on a line attached to a type 3 scanner
<i>ssssssss</i>	<ul style="list-style-type: none"><li>• SECONDARY, PRIMARY, LIM, or COUPLER.</li><li>• SECONDARY or PRIMARY, depending on whether the link is traced as the secondary or primary SDLC station.</li></ul>

Table 14. DSJ204I variables and meanings (continued)

Variable	Meaning
	<ul style="list-style-type: none"><li>• LIM or COUPLER, CSS trace point indication for the link level trace (LLT).</li></ul>
<i>lllllll</i>	TRANSMIT or RECEIVE if the line is a duplex line, otherwise, blank. This field indicates which leg of the link (inbound or outbound) is represented by the trace data.
<i>mm</i>	RU1TH (25.5 second timer) returned as part of the record line trace header
<i>ee</i>	RU1SCA byte returned as part of the record line trace header
<i>ss</i>	RU1RTT byte returned as part of the record line trace or generalized PIU trace header
<i>wwwwww</i> <i>www</i>	SLOWDOWN if the slowdown indicator is on in the record line trace header
<i>eeeeeee</i>	Next element count to be assigned by ACF/TAP to a line trace element
<i>aaaa</i>	Address of NCP

## System action

Processing continues.

## Operator response

None.

## System programmer response

Information about DOS/VTAM trace file contents can be found in [z/OS Communications Server: SNA Network Implementation Guide](#).

## User response

Not applicable.

## Problem determination

Not applicable.

## Source

None.

## Module

DSJCEPRT on behalf of DSJTDRVR to SYSPRINT.

## Routing code

Not applicable.

## Descriptor code

Not applicable.

## Automation

Not applicable.

## Example

None.

```
DSJ206I      RECORD nnnnnnnn ELEMENT
              eeeeeeee LINK(llll) CLUSTER(cccc)
              RESOURCE(rrrr) RESOURCE
              TYPE(tttttttttt) STATUS DATA(ss)
```

## Explanation

This message explains the contents of the generalized PIU trace entry.

Table 15 on page 130 lists the variable fields in the message text and what it means.

Table 15. PIU trace entry message text meanings	
Variable	Meaning
nnnnnnnn	ACF/TAP-assigned input record number
eeeeeeee	Element number (within the record)
llll	Link address
cccc	Cluster address
rrrr	tResource address
tttttttt	Resource type
ss	Status byte

Interpret the GPT status byte as shown in [Table 16 on page 130](#).

Table 16. GPT status byte meanings	
Bit	Meaning
Bit 0 on	GPT was started or stopped for all resources on the specified link.
Bit 1 on	GPT was started for the given resources.
Bit 2 on	GPT was stopped for the given resources.
Bit 3 on	Data was lost because GPT tried to trace a resource whose address was unresolved.

Table 16. GPT status byte meanings (continued)	
Bit	Meaning
Bit 4 on	Data was lost because the virtual route for the SSCP-NCP session that GPT flowed on became inoperative.
Bit 5 on	The resource for which this status record was generated is dynamically reallocatable.

## System action

Processing continues.

## Operator response

None.

## System programmer response

No response is necessary.

## User response

Not applicable.

## Problem determination

Not applicable.

## Source

None.

## Module

DSJCEPRT on behalf of DSJTDRVR to SYSPRINT.

## Routing code

Not applicable.

## Descriptor code

Not applicable.

## Automation

Not applicable.

## Example

None.

```
DSJ207I      RECORD nnnnnnnn ELEMENT
              eeeeeeee OSAF-OEF oooooooooo-
              ffff DSAF-DEF dddddddd-gggg
```

**PCID** *pppppppppppppppp* **CPNAME**  
*cccccccccccccccc*

## Source

None.

## Explanation

This message explains the contents of the generalized PIU trace entry.

Table 17 on page 131 lists the variable fields in the message text and what it means.

Table 17. DSJ207I message text variable field meaning	
Variable	Meaning
<i>nnnnnnn</i>	ACF/TAP-assigned input record number
<i>eeeeeee</i>	Element number (within the record)
<i>ooooooo</i> <i>o</i>	Origination subarea address field
<i>ffff</i>	Origination element field
<i>ddddddd</i> <i>d</i>	Destination subarea address field
<i>ggggg</i>	Destination element field
<i>ppppppp</i> <i>pp</i>	Procedure-correlation identifier
<i>ccccccc</i> <i>c</i>	Fully qualified CP name

## System action

Processing continues.

Messages DSJ220I to DSJ229I describe the state of the GTF trace file as determined by the bit settings in the first time-stamp control record encountered in the file.

## Operator response

None.

## System programmer response

No response is necessary.

## User response

Not applicable.

## Problem determination

Not applicable.

## Module

DSJCEPRT on behalf of DSJGPTTR to SYSPRINT.

## Routing code

Not applicable.

## Descriptor code

Not applicable.

## Automation

Not applicable.

## Example

None.

<b>DSJ208I</b>	<b>GTF RECORD <i>nnnnnnn</i> CONSISTS OF <i>aaaaaa</i> SEGMENT OF VTAM RECORD <i>ooooooo</i> WITH (<i>xxxxx</i>) BYTES OF (<i>yyyyy</i>) TOTAL</b>
----------------	--

## Explanation

The contents of the VTAM record from the GTF record header are provided.

Table 18 on page 131 lists the variable fields in the message text and what it means.

Table 18. GTF record header variable fields text meaning	
Variable	Meaning
<i>nnnnnnn</i>	GTF record count
<i>aaaaaa</i>	FIRST, MIDDLE, or LAST
<i>ooooooo</i> <i>o</i>	VTAM record count
<i>xxxxx</i>	GTF record length
<i>yyyyy</i>	The value in the GTF Total Length field.

## System action

Processing continues.

## Operator response

None.

**System programmer response**

Information about GTF can be found in [z/OS MVS Diagnosis: Tools and Service Aids](#).

**User response**

Not applicable.

**Problem determination**

Not applicable.

**Source**

None.

**Module**

DSJCEPRT on behalf of DSJCGBLK to SYSPRINT.

**Routing code**

Not applicable.

**Descriptor code**

Not applicable.

**Automation**

Not applicable.

**Example**

None.

**DSJ209I**      **APPN HEADER RECORD rrrrrrr**  
                 **LENG (lllllllll) D (mm.dd.yyyy) T**  
                 **(hh.mm.ss)**

**Explanation**

This message describes the following fields of the 3746 Model 950 trace header.

[Table 19 on page 132](#) lists the variable fields in the message text and what it means.

Table 19. 3746 Model 950 trace header variable fields text meaning	
Variable	Meaning
rrrrrrr	APPN header record number. This number gets incremented for new APPN headers only.

Table 19. 3746 Model 950 trace header variable fields text meaning (continued)	
Variable	Meaning
lllllllll	Trace record length. The trace record can be up to 6 KB long, not including the 176-byte header.
mm.dd.yyy	Date: month.day.year
hh.mm.ss	Time: hours.minutes.seconds

**System action**

Processing continues.

**Operator response**

None.

**System programmer response**

For information about the 3746 Model 950 trace file contents, see the 3746 Model 950 trace formats in [Chapter 4, “ACF/TAP parameters,” on page 21](#).

**User response**

Not applicable.

**Problem determination**

Not applicable.

**Source**

None.

**Module**

DSJCABLK

**Routing code**

Not applicable.

**Descriptor code**

Not applicable.

**Automation**

Not applicable.

### Example

None.

**DSJ210I**      **APPN RECORD** *eeeeeee* **LENG**  
                  (*gggggg*) **UNIT ADDR** (*uuuuuuuuu*)  
                  **LINE ADDR** (*aaaaa*)

### Explanation

This message describes the following fields of the 3746 Model 950 trace header.

Table 20. 3746 Model 950 trace header variable fields text meaning	
Variable	Meaning
<i>eeeeeee</i>	APPN trace record number
<i>gggggg</i>	Trace record length, usually 176 bytes
<i>uuuuuuuuu</i> <i>u</i>	Unit address
<i>aaaaa</i>	Lines address

### System action

Processing continues.

### Operator response

None.

### System programmer response

For information about the 3746 Model 950 trace file contents, see the 3746 Model 950 trace formats in Chapter 4, “ACF/TAP parameters,” on page 21.

### User response

Not applicable.

### Problem determination

Not applicable.

### Source

None.

### Module

DSJCABLK

### Routing code

Not applicable.

### Descriptor code

Not applicable.

### Automation

Not applicable.

### Example

None.

**DSJ211I**      **STOP CAUSE** (*cc*) **PROCESSOR**  
                  **NAME** (*ppppppppp ppppppppp*  
                  *ppppppppp ppppppppp*)

### Explanation

This message describes the following fields of the 3746 Model 950 trace header.

Table 21. 3746 Model 950 trace header variable fields text meaning	
Variable	Meaning
<i>cc</i>	Stop cause
<i>ppppppppp</i> <i>p</i> <i>ppppppppp</i> <i>p</i> <i>ppppppppp</i> <i>p</i> <i>ppppppppp</i> <i>p</i>	Processor name

### System action

Processing continues.

### Operator response

None.

### System programmer response

For information about the 3746 Model 950 trace file contents, see the 3746 Model 950 trace formats in Chapter 4, “ACF/TAP parameters,” on page 21.

### User response

Not applicable.

### Problem determination

Not applicable.

**Source**

None.

**Module**

DSJCABLK

**Routing code**

Not applicable.

**Descriptor code**

Not applicable.

**Automation**

Not applicable.

**Example**

None.

---

**DSJ212I** (xxxxxxxx xxxxxxxx....)

**Explanation**

This message describes the following fields of the 3746 Model 950 trace header.

<i>Table 22. 3746 Model 950 trace header variable fields text meaning</i>	
Variable	Meaning
xxxxxxxx xxxxxxxx ..	1 - 128 bytes of comments

**System action**

Processing continues.

**Operator response**

None.

**User response**

Not applicable.

For information about the 3746 Model 950 trace file contents, see the 3746 Model 950 trace formats in [Chapter 4, “ACF/TAP parameters,” on page 21.](#)

**Problem determination**

Not applicable.

**Source**

None.

**Module**

DSJCABLK

**Routing code**

Not applicable.

**Descriptor code**

Not applicable.

**Automation**

Not applicable.

**Example**

None.

---

**DSJ213I** APPN RECORD rrrrrr LEN (lllll)  
FULL DUPLEX CSA 950 APPN  
TRACE

**Explanation**

This message describes the contents of the 3746 Model 950 trace record and appears with each 176 bytes of data.

<i>Table 23. 3746 Model 950 trace header variable fields text meaning</i>	
Variable	Meaning
rrrrr	APPN trace record number
lllll	Length of each APPN data record

**System action**

Processing continues.

**Operator response**

None.

**System programmer response**

For information about the 3746 Model 950 trace file contents, see the 3746 Model 950 trace formats in [Chapter 4, “ACF/TAP parameters,” on page 21.](#)

**User response**

Not applicable.

**Problem determination**

Not applicable.

**Source**

None.

**Module**

DSJCABLK

**Routing code**

Not applicable.

**Descriptor code**

Not applicable.

**Automation**

Not applicable.

**Example**

None.

<b>DSJ220I</b>	<b>TRACE FILE RECORDED BY MVS GTF</b>
----------------	---

**Explanation**

The trace file was recorded by MVS GTF.

AID(00)	FID(04)	VS1	(SVS/VS1)
AID(00)	FID(01)	VS2	(MVS/VS2)

**System action**

Processing continues.

**Operator response**

None.

**System programmer response**

No response is necessary.

**User response**

Not applicable.

**Problem determination**

Not applicable.

**Source**

None.

**Module**

DSJCEPRT on behalf of DSJCGBLK to SYSPRINT or console.

**Routing code**

Not applicable.

**Descriptor code**

Not applicable.

**Automation**

Not applicable.

**Example**

None.

<b>DSJ222I</b>	<b>GTF MINIMAL TRACE RECORDING MODE</b>
----------------	---

**Explanation**

The first time-stamp record encountered caused the GTF trace recording mode to be set to minimal. The recording mode can be set to minimal or comprehensive.

**System action**

Processing continues.

**Operator response**

None.

**System programmer response**

No response is necessary.

**User response**

Not applicable.

**Problem determination**

Not applicable.

**Source**

None.

**Module**

DSJCEPRT on behalf of DSJCGBLK to SYSPRINT or console.

**Routing code**

Not applicable.

**Descriptor code**

Not applicable.

**Automation**

Not applicable.

**Example**

None.

---

<b>DSJ223I</b>	<b>GTF COMPREHENSIVE TRACE RECORDING MODE</b>
----------------	---

---

**Explanation**

The first time-stamp record encountered caused the GTF trace recording mode to be set to comprehensive. The recording mode can be set to minimal or comprehensive. DSJCETAP does not print the JOBNAME or address space identifier, which is included in GTF trace records in comprehensive recording mode.

**System action**

Processing continues.

**Operator response**

None.

**System programmer response**

No response is necessary.

**User response**

Not applicable.

**Problem determination**

Not applicable.

**Source**

None.

**Module**

DSJCEPRT on behalf of DSJCGBLK to SYSPRINT or console.

**Routing code**

Not applicable.

**Descriptor code**

Not applicable.

**Automation**

Not applicable.

**Example**

None.

---

<b>DSJ224I</b>	<b>GTF TRACE RECORDS ARE TIMESTAMPED</b>
----------------	--

---

**Explanation**

The first time-stamp record encountered caused the GTF time/notice time-stamp option to be set to time stamp individual GTF trace records. If individual records are time stamped, they are shown as having the same time that GTF recorded the record.

**System action**

Processing continues.

**Operator response**

None.

**System programmer response**

No response is necessary.

**User response**

Not applicable.

**Problem determination**

Not applicable.

**Source**

None.



**Module**

DSJCEPRT on behalf of DSJCGBLK to SYSPRINT or console.

**Routing code**

Not applicable.

**Descriptor code**

Not applicable.

**Automation**

Not applicable.

**Example**

None.

---

<b>DSJ225I</b>	<b>GTF TRACE RECORDS ARE NOT TIMESTAMPED</b>
----------------	--

---

**Explanation**

The first time-stamp record encountered caused the GTF time/notice time-stamp option to be set to not time stamp individual GTF trace records. If individual trace records are not time stamped, they are shown as having the same time as the last time-stamp control record.

**System action**

Processing continues.

**Operator response**

None.

**System programmer response**

No response is necessary.

**User response**

Not applicable.

**Problem determination**

Not applicable.

**Source**

None.

**Module**

DSJCEPRT on behalf of DSJCGBLK to SYSPRINT or console.

**Routing code**

Not applicable.

**Descriptor code**

Not applicable.

**Automation**

Not applicable.

**Example**

None.

---

<b>DSJ227I</b>	<b>GTF RNIO OPTION NEEDED FOR VTAM TRACE TYPE=RNIO</b>
----------------	--

---

**Explanation**

The first time-stamp record encountered caused the GTF RNIO option to be turned off.

**System action**

Processing continues.

**Operator response**

None.

**System programmer response**

No response is necessary.

**User response**

Not applicable.

**Problem determination**

Not applicable.

**Source**

None.

**Module**

DSJCEPRT on behalf of DSJCGBLK to SYSPRINT or console.

**Routing code**

Not applicable.

**Descriptor code**

Not applicable.

**Automation**

Not applicable.

**Example**

None.

---

**DSJ228I**                    **GTF USR OPTION IN EFFECT****Explanation**

The first time-stamp record encountered caused the GTF USR option to be set. Detailed information about GTF can be found in the service aids manual for your operating system.

**System action**

Processing continues.

**Operator response**

None.

**System programmer response**

No response is necessary.

**User response**

Not applicable.

**Problem determination**

Not applicable.

**Source**

None.

**Module**

DSJCEPRT on behalf of DSJCGBLK to SYSPRINT or console.

**Routing code**

Not applicable.

**Descriptor code**

Not applicable.

**Automation**

Not applicable.

**Example**

None.

---

**DSJ229I**                    **GTF USR OPTION NEEDED FOR  
VTAM TRACE TYPE=LINE AND  
TYPE=BUF****Explanation**

The first time-stamp record encountered caused the GTF USR option to be turned off. Detailed information about GTF can be found in the service aids manual for your operating system.

**System action**

Processing continues.

**Operator response**

None.

**System programmer response**

No response is necessary.

**User response**

Not applicable.

**Problem determination**

Not applicable.

**Source**

None.

**Module**

DSJCEPRT on behalf of DSJCGBLK to SYSPRINT or console.

**Routing code**

Not applicable.

**Descriptor code**

Not applicable.

**Automation**

Not applicable.

**Example**

None.

---

**DSJ230I**      **TRACE BUFFERS RESET DUE TO  
CONTINUITY ERROR****Explanation**

Trace buffers are reinitialized to prevent erroneous analysis of trace data.

**System action**

Processing of the trace record continues.

**Operator response**

None.

**System programmer response**

No response is necessary.

**User response**

Not applicable.

**Problem determination**

Not applicable.

**Source**

None.

**Module**

DSJCEPRT on behalf of DSJTRGET to SYSPRINT or console.

**Note:** This message also prints with message DSJ199I and one of the following messages: DSJ241I, DSJ242I, DSJ243I, DSJ244I, DSJ245I, DSJ248I, or DSJ249I.

**Routing code**

Not applicable.

**Descriptor code**

Not applicable.

**Automation**

Not applicable.

**Example**

None.

---

**DSJ231I**      **INPUT ERROR ON TRACE FILE****Explanation**

ACF/TAP information preceded by message DSJ008I is sent as output to the system log by means of the WTL macro.

**System action**

The input trace record is skipped. Processing continues with the next trace record.

**Operator response**

None.

**System programmer response**

See [DSJ007I](#) and [DSJ008I](#).

**User response**

Not applicable.

**Problem determination**

Not applicable.

**Source**

None.

**Module**

DSJCEPRT on behalf of DSJTRGET to SYSPRINT.

**Routing code**

Not applicable.

**Descriptor code**

Not applicable.

**Automation**

Not applicable.

## Example

None.

---

**DSJ233I**                    **NO SESSION/CONVERSATION  
INDEX DATA TO SORT**

## Explanation

No trace records marking parallel sessions or conversations were found in the GPT trace data.

## System action

ACF/TAP ends normally.

## Operator response

None.

## System programmer response

Start GPT on the appropriate logical unit before the session is started so that the parallel session or conversation-unique data or both can be captured.

## User response

Not applicable.

## Problem determination

Not applicable.

## Source

None.

## Module

DSJCEPRT on behalf of DSJGSORT to SYSPRINT.

## Routing code

Not applicable.

## Descriptor code

Not applicable.

## Automation

Not applicable.

## Example

None.

---

**DSJ234I**

**CMS FILE ERROR (xxx) READING  
SORT IN**

## Explanation

A CMS file system error occurred while reading an ACF/TAP work file. The CMS file system error code is xxx.

## System action

ACF/TAP ends.

## Operator response

None.

## System programmer response

Use the CMS file system error code to determine the cause of the error.

## User response

Not applicable.

## Problem determination

Not applicable.

## Source

None.

## Module

DSJCEPRT on behalf of DSJGSORT or DSJLSORT to SYSPRINT.

## Routing code

Not applicable.

## Descriptor code

Not applicable.

## Automation

Not applicable.

## Example

None.

---

**DSJ235I**

**SORTIN AND SORTOUT HAVE  
IDENTICAL FILEIDS**

**Explanation**

The user-supplied FILEDEFS for SORTIN and SORTOUT specify the same FILEID. The sort program that ACF/TAP uses cannot sort a file in place.

**System action**

ACF/TAP ends.

**Operator response**

None.

**System programmer response**

Change SORTIN and SORTOUT FILEDEFS so they specify different FILEIDS.

**User response**

Not applicable.

**Problem determination**

Not applicable.

**Source**

None.

**Module**

DSJCEPRT on behalf of DSJGSORT or DSJLSORT to SYSPRINT.

**Routing code**

Not applicable.

**Descriptor code**

Not applicable.

**Automation**

Not applicable.

**Example**

None.

---

<b>DSJ236I</b>	<b>CMS FILE ERROR (xxx) WRITING SORTOUT</b>
----------------	---

**Explanation**

A CMS file system error occurred while writing an ACF/TAP work file. The CMS file system error code is xxx.

**System action**

ACF/TAP ends.

**Operator response**

None.

**System programmer response**

Use the CMS file system error code to determine the cause of the error.

**User response**

Not applicable.

**Problem determination**

Not applicable.

**Source**

None.

**Module**

DSJCEPRT on behalf of DSJGSORT or DSJLSORT to SYSPRINT.

**Routing code**

Not applicable.

**Descriptor code**

Not applicable.

**Automation**

Not applicable.

**Example**

None.

---

<b>DSJ237I</b>	<b>CMS GETMAIN FOR (xxxxxxxx) BYTES FAILED</b>
----------------	--

**Explanation**

A GETMAIN for xxxxxxxx bytes of storage failed

**System action**

ACF/TAP ends.

**Operator response**

None.

**System programmer response**

Either increase your virtual storage to allow for the successful operation of the GETMAIN, or limit the amount of GPT data to be formatted by using the SDATE, EDATE, STIME, ETIME selection parameters.

**User response**

Not applicable.

**Problem determination**

Not applicable.

**Source**

None.

**Module**

DSJCEPRT on behalf of DSJGSORT or DSJLSORT to SYSPRINT.

**Routing code**

Not applicable.

**Descriptor code**

Not applicable.

**Automation**

Not applicable.

**Example**

None.

<b>DSJ238I</b>	<b>NUMBER OF PROCESSABLE PARALLEL SESSIONS EXCEEDED</b>
----------------	---

**Explanation**

ACF/TAP can process only a limited number of parallel sessions during each run.

**System action**

Processing of the trace file continues.

**Operator response**

None.

**System programmer response**

Use the SDATE, EDATE, STIME, and ETIME parameters to limit the amount of GPT data formatted.

**User response**

Not applicable.

**Problem determination**

Not applicable.

**Source**

None.

**Module**

DSJCEPRT on behalf of DSJINDEX to SYSPRINT.

**Routing code**

Not applicable.

**Descriptor code**

Not applicable.

**Automation**

Not applicable.

**Example**

None.

<b>DSJ239I</b>	<b>PCID'S COULD NOT BE DETERMINED FOR ONE (OR MORE) FMH5(S)</b>
----------------	---

**Explanation**

ACF/TAP could not determine the sessions on which the subsequent FMH5 allocates flowed. This message can be accompanied by message DSJ238I on the SYSPRINT report.

**System action**

Processing of GPT session data continues.

**Operator response**

None.

**System programmer response**

If message DSJ238I appears on the SYSPRINT report, see the Programmer Response in [DSJ238I](#). If message DSJ238I does not appear, there is no corrective action that can be taken.

**User response**

Not applicable.

**Problem determination**

Not applicable.

**Source**

None.

**Module**

DSJGSORT to SYSIXPRT, and DSJCEPRT on behalf of DSJGSORT to SYSPRINT.

**Routing code**

Not applicable.

**Descriptor code**

Not applicable.

**Automation**

Not applicable.

**Example**

None.

<b>DSJ240I</b>	<b>RECORD xxxxxxxx IGNORED VS1(SVS) / VS2 GTF INDETERMINATE</b>
----------------	---

**Explanation**

GTF records cannot be processed until ACF/TAP determines if the trace file was recorded by VS1-GTF or VS2-GTF. The determination is made by searching the file for time-stamp control records that are system unique. All trace records are ignored until a time-stamp control record is found. The value xxxxxxxx is the record number of the current input record assigned by ACF/TAP.

**System action**

Processing of the trace file continues.

**Operator response**

None.

**System programmer response**

No response is necessary.

**User response**

Not applicable.

**Problem determination**

Not applicable.

**Source**

None.

**Module**

DSJCEPRT on behalf of DSJCGBLK to SYSPRINT.

**Routing code**

Not applicable.

**Descriptor code**

Not applicable.

**Automation**

Not applicable.

**Example**

None.

<b>DSJ241I</b>	<b>RECORD xxxxxxxx CONTINUITY ERROR - LOST RECORD INDICATOR</b>
----------------	---

**Explanation**

One of the following has occurred:

- A GTF lost-event record was encountered in the input file.
- A nonzero lost-event record indicator was encountered in a DOS VTAM trace block header.
- A nonzero inbound or outbound lost-record indicator was encountered in a VTAM trace record header.

This message prints with message DSJ199I, see [DSJ199I](#). Also see [DSJ230I](#).

**System action**

Processing of the trace record continues.

**Operator response**

None.

**System programmer response**

No response is necessary.

**User response**

Not applicable.

**Problem determination**

Not applicable.

**Source**

None.

**Module**

DSJCEPRT on behalf of DSJCDBLK, DSJCGBLK, or DSJCVBLK to SYSPRINT.

**Routing code**

Not applicable.

**Descriptor code**

Not applicable.

**Automation**

Not applicable.

**Example**

None.

---

<b>DSJ242I</b>	<b>RECORD xxxxxxxx CONTINUITY ERROR - TIMESTAMP WRAPAROUND</b>
----------------	--

**Explanation**

The time-stamp in the current GTF or VTAM trace record header contains a time value that is earlier than a previously encountered time. The value xxxxxxxx is the record number of the current input record. This value is assigned by ACF/TAP.

This message prints with messages [DSJ199I](#) and [DSJ230I](#).

**System action**

Processing of the trace record continues.

**Operator response**

None.

**System programmer response**

No response is necessary.

**User response**

Not applicable.

**Problem determination**

Not applicable.

**Source**

None.

**Module**

DSJCEPRT on behalf of DSJCDBLK, DSJCGBLK, or DSJCTBLK to SYSPRINT.

**Routing code**

Not applicable.

**Descriptor code**

Not applicable.

**Automation**

Not applicable.

**Example**

None.

---

<b>DSJ243I</b>	<b>RECORD xxxxxxxx CONTINUITY ERROR - SEQUENCE NUMBER WRAPAROUND</b>
----------------	--

**Explanation**

The sequence number in the current DOS/VTAM trace record header contains a sequence value that occurs earlier than a previously encountered sequence. The value xxxxxxxx is the record number of the current input record. This value is assigned by ACF/TAP.

This message prints with messages [DSJ199I](#) and [DSJ230I](#).



**System action**

Processing of the trace record continues.

**Operator response**

None.

**System programmer response**

No response is necessary.

**User response**

Not applicable.

**Problem determination**

Not applicable.

**Source**

None.

**Module**

DSJCEPRT on behalf of DSJCDBLK, or DSJCTBLK to SYSPRINT.

**Routing code**

Not applicable.

**Descriptor code**

Not applicable.

**Automation**

Not applicable.

**Example**

None.

---

<b>DSJ244I</b>	<b>RECORD xxxxxxxx CONTINUITY ERROR - LOST SEQUENCE NUMBER</b>
----------------	--

**Explanation**

The sequence number in the current DOS/VTAM trace record header contains a sequence value that is not 1 greater than the previous sequence number. The value xxxxxxxx is the record number of the current input record. This value is assigned by ACF/TAP.

This message prints with messages [DSJ199I](#) and [DSJ230I](#).

**System action**

Processing of the trace record continues.

**Operator response**

None.

**System programmer response**

No response is necessary.

**User response**

Not applicable.

**Problem determination**

Not applicable.

**Source**

None.

**Module**

DSJCEPRT on behalf of DSJCDBLK or DSJCTBLK to SYSPRINT.

**Routing code**

Not applicable.

**Descriptor code**

Not applicable.

**Automation**

Not applicable.

**Example**

None.

---

<b>DSJ245I</b>	<b>RECORD xxxxxxxx CONTINUITY ERROR - DATA TRUNCATED</b>
----------------	--

**Explanation**

Line trace data has been truncated at the end of a COMWRITE trace segment. The value xxxxxxxx is the record number of the current input record. This value is assigned by ACF/TAP.

This message prints with messages [DSJ199I](#) and [DSJ230I](#).

**System action**

Processing of the trace record continues.

**Operator response**

None.

**System programmer response**

No response is necessary.

**User response**

Not applicable.

**Problem determination**

Not applicable.

**Source**

None.

**Module**

DSJCEPRT on behalf of DSJCTBLK to SYSPRINT.

**Routing code**

Not applicable.

**Descriptor code**

Not applicable.

**Automation**

Not applicable.

**Example**

None.

---

<b>DSJ246I</b>	<b>RECORD xxxxxxxx SUPPRESSED - CONFIDENTIAL/ENCRYPTED TEXT INDICATED</b>
----------------	---

**Explanation**

The VTAM trace header indicates that confidential or encrypted text is included. The value xxxxxxxx is the record number of the current input record. This value is assigned by ACF/TAP.

**System action**

Trace data in the trace record is blanked. No trace data is analyzed.

**Operator response**

None.

**System programmer response**

No response is necessary.

**User response**

Not applicable.

**Problem determination**

Not applicable.

**Source**

None.

**Module**

DSJCEPRT on behalf of DSJCVBLK to SYSPRINT.

**Routing code**

Not applicable.

**Descriptor code**

Not applicable.

**Automation**

Not applicable.

**Example**

None.

---

<b>DSJ247I</b>	<b>RECORD xxxxxxxx REMAINING DATA IGNORED - LINE TRACE DATA ERROR</b>
----------------	---

**Explanation**

The input line trace data is incorrectly formed. The last line trace element in the trace record is incomplete, or it extends beyond the remaining record length.

**System action**

Processing continues with the next trace record.

**Operator response**

None.

**System programmer response**

Examine the input data to determine the cause of the error condition.

**User response**

Not applicable.

**Problem determination**

Not applicable.

**Source**

None.

**Module**

DSJCEPRT on behalf of DSJLDRVR or DSJTLGET to SYSPRINT.

**Routing code**

Not applicable.

**Descriptor code**

Not applicable.

**Automation**

Not applicable.

**Example**

None.

<b>DSJ248I</b>	<b>RECORD xxxxxxxx CONTINUITY - LINE TRACE TERMINATED</b>
----------------	---

**Explanation**

The last-record indicator was on in the record line trace header returned by the NCP with line trace data. The value xxxxxxxx is the sequence number of the current input record. This value is assigned by ACF/TAP. The last record indicator is set when a DEACTIVATE TRACE has been received. Therefore, it is normal for ACF/TAP to issue this message for the last record or records of a trace data set.

**System action**

Processing of the trace record continues.

**Operator response**

None.

**System programmer response**

No response is necessary.

**User response**

Not applicable.

**Problem determination**

Not applicable.

**Source**

None.

**Module**

DSJCEPRT on behalf of DSJCLNTR to SYSPRINT.

**Routing code**

Not applicable.

**Descriptor code**

Not applicable.

**Automation**

Not applicable.

**Example**

None.

<b>DSJ249I</b>	<b>RECORD xxxxxxxx CONTINUITY - LINE TRACE TERMINATED (SLOWDOWN or HARDWARE ERROR)</b>
----------------	--

**Explanation**

The last-record indicator was set in the record line trace header returned by the NCP with line trace data. The NCP line trace stopped immediately because of NCP slowdown or a hardware error. The value xxxxxxxx is the record number of the current input record. This value is assigned by ACF/TAP.

**System action**

Processing of the trace record continues.

This message prints with messages [DSJ199I](#) and [DSJ230I](#).

**Operator response**

None.

**System programmer response**

No response is necessary.

**User response**

Not applicable.

**Problem determination**

Not applicable.

**Source**

None.

**Module**

DSJCEPRT on behalf of DSJCLNTR to SYSPRINT.

**Routing code**

Not applicable.

**Descriptor code**

Not applicable.

**Automation**

Not applicable.

**Example**

None.

---

<b>DSJ250I</b>	<b>REMAINING DATA LENGTH CANNOT CONTAIN HEADER</b>
----------------	--

**Explanation**

The input record was too short to contain a complete VTAM trace header.

**System action**

The record is ignored, and trace file processing continues.

**Operator response**

None.

**System programmer response**

No response is necessary.

**User response**

Not applicable.

**Problem determination**

Not applicable.

**Source**

None.

**Module**

DSJCEPRT on behalf of DSJCVBLK to SYSPRINT.

**Routing code**

Not applicable.

**Descriptor code**

Not applicable.

**Automation**

Not applicable.

**Example**

None.

---

<b>DSJ251I</b>	<b>RECORD xxxxxxxx - GTF AND VTAM TRACE HEADERS INCONGRUENT</b>
----------------	---

**Explanation**

The type or direction flags in the VTAM trace record header did not correspond to the equivalent flags in the GTF trace record header. The value xxxxxxxx is the record number of the current input record that is assigned by ACF/TAP.

**System action**

Processing of the trace record continues. The VTAM flags take precedence over the GTF flags.

**Operator response**

None.

**System programmer response**

No response is necessary.

**User response**

Not applicable.

**Problem determination**

Not applicable.

**Source**

None.

**Module**

DSJCEPRT on behalf of DSJCVBLK to SYSPRINT.

**Routing code**

Not applicable.

**Descriptor code**

Not applicable.

**Automation**

Not applicable.

**Example**

None.

---

<b>DSJ252I</b>	<b>RECORD xxxxxxxx REMAINING DATA SUPPRESSED - CONFIDENTIAL/ENCRYPTED TEXT INDICATED</b>
----------------	--

**Explanation**

The VTAM trace header indicates confidential or encrypted text is included. The value xxxxxxxx is the record number of the current input record. This value is assigned by ACF/TAP.

**System action**

Confidential or encrypted trace data in the trace record is blanked. Only header information is analyzed. No trace data is analyzed.

**Operator response**

None.

**System programmer response**

No response is necessary.

**User response**

Not applicable.

**Problem determination**

Not applicable.

**Source**

None.

**Module**

DSJCEPRT on behalf of DSJCVBLK to SYSPRINT.

**Routing code**

Not applicable.

**Descriptor code**

Not applicable.

**Automation**

Not applicable.

**Example**

None.

---

<b>DSJ253I</b>	<b>RECORD xxxxxxxx IGNORED - TOO SHORT TO CONTAIN BLOCK HEADER</b>
----------------	--

**Explanation**

The input record is not large enough to contain a complete TCAM trace block header. The value xxxxxxxx is the record number of the current input record. This value is assigned by ACF/TAP.

**System action**

The trace record is ignored.

**Operator response**

None.

**System programmer response**

No response is necessary.

**User response**

Not applicable.

**Problem determination**

Not applicable.

**Source**

None.

**Module**

DSJCEPRT on behalf of DSJCTBLK to SYSPRINT.

**Routing code**

Not applicable.

**Descriptor code**

Not applicable.

**Automation**

Not applicable.

**Example**

None.

---

<b>DSJ257I</b>	<b>RECORD xxxxxxxx - SEQUENCE NUMBER UNCHANGED</b>
----------------	--

**Explanation**

The sequence number in the current DOS/VTAM trace record header contains a sequence value that is equal to the previous sequence number. The value xxxxxxxx is the record number of the current sequence number that is assigned by ACF/TAP.

**System action**

Processing of the record continues.

**Operator response**

None.

**System programmer response**

No response is necessary.

**User response**

Not applicable.

**Problem determination**

Not applicable.

**Source**

None.

**Module**

DSJCEPRT on behalf of DSJCTBLK to SYSPRINT.

**Routing code**

Not applicable.

**Descriptor code**

Not applicable.

**Automation**

Not applicable.

**Example**

None.

---

<b>DSJ258I</b>	<b>RECORD xxxxxxxx IGNORED - BLOCK IDENTIFIER NOT TRACE</b>
----------------	---

**Explanation**

The block identifier in the DOS VTAM trace block header is not TRACE. The value xxxxxxxx is the record number of the current input record. This value is assigned by ACF/TAP.

**System action**

The trace block is ignored.

**Operator response**

None.

**System programmer response**

No response is necessary.

**User response**

Not applicable.

**Problem determination**

Not applicable.

**Source**

None.

**Module**

DSJCEPRT on behalf of DSJCDBLK to SYSPRINT.

**Routing code**

Not applicable.

**Descriptor code**

Not applicable.

**Automation**

Not applicable.

**Example**

None.

---

<b>DSJ260I</b>	<b>RECORD xxxxxxxx LENGTH ERROR - LAST PIU ENTRY NOT 32 BYTES</b>
----------------	---

**Explanation**

The last PIU-trace entry in the TCAM PIU trace segment is not 32 bytes in length. The value xxxxxxxx is the record number of the current input record. This value is assigned by ACF/TAP.

**System action**

The remainder of the record is ignored.

**Operator response**

None.

**System programmer response**

Examine the remaining data in the trace block to make sure that it does not contain useful trace information.

**User response**

Not applicable.

**Problem determination**

Not applicable.

**Source**

None.

**Module**

DSJCEPRT on behalf of DSJCTBLK to SYSPRINT.

**Routing code**

Not applicable.

**Descriptor code**

Not applicable.

**Automation**

Not applicable.

**Example**

None.

---

<b>DSJ261I</b>	<b>RECORD xxxxxxxx LENGTH ERROR - INCOMPLETE LINE TRACE HEADER</b>
----------------	--

**Explanation**

The line trace data remaining after record header processing is too short to contain a complete RLTRU header. The value xxxxxxxx is the record number of the current input record. This value is assigned by ACF/TAP.

**System action**

The line trace entry is ignored.

**Operator response**

None.

**System programmer response**

No response is necessary.

**User response**

Not applicable.

**Problem determination**

Not applicable.

**Source**

None.

**Module**

DSJCEPRT on behalf of DSJCLNTR to SYSPRINT.

**Routing code**

Not applicable.

**Descriptor code**

Not applicable.

**Automation**

Not applicable.

**Example**

None.

---

<b>DSJ262I</b>	<b>RECORD xxxxxxxx IGNORED - LINE TRACE NOT INDICATED IN HEADER</b>
----------------	---

**Explanation**

The status byte of the record line trace header returned by NCP with line trace data did not indicate line trace. The value xxxxxxxx is the record number of the current input record. This value is assigned by ACF/TAP.

**System action**

The trace record is ignored.

**Operator response**

None.

**System programmer response**

No response is necessary.

**User response**

Not applicable.

**Problem determination**

Not applicable.

**Source**

None.

**Module**

DSJCEPRT on behalf of DSJCLNTR to SYSPRINT.

**Routing code**

Not applicable.

**Descriptor code**

Not applicable.

**Automation**

Not applicable.

**Example**

None.

---

<b>DSJ263I</b>	<b>RECORD xxxxxxxx IGNORED - TOO SHORT TO CONTAIN LENGTH FIELD</b>
----------------	--

**Explanation**

Insufficient data remains in the TCAM trace record to contain a line trace entry length field. The value xxxxxxxx is the record number of the current input record. This value is assigned by ACF/TAP.

**System action**

The trace record is ignored.

**Operator response**

None.

**System programmer response**

No response is necessary.

**User response**

Not applicable.

**Problem determination**

Not applicable.

**Source**

None.

**Module**

DSJCEPRT on behalf of DSJCTBLK to SYSPRINT.

**Routing code**

Not applicable.

**Descriptor code**

Not applicable.

**Automation**

Not applicable.



## Example

None.

---

<b>DSJ264I</b>	<b>RECORD xxxxxxxx IGNORED - LINE TRACE STATUS LENGTH ERROR</b>
----------------	---

---

## Explanation

The line trace element was detected as status but was found to be not valid. The length of the status element is not divisible by 8. The value xxxxxxxx is the record number of the current input record. This value is assigned by ACF/TAP.

## System action

The trace record is ignored.

## Operator response

None.

## System programmer response

No response is necessary.

## User response

Not applicable.

## Problem determination

Not applicable.

## Source

None.

## Module

DSJCEPRT on behalf of DSJLPNQL to SYSPRINT.

## Routing code

Not applicable.

## Descriptor code

Not applicable.

## Automation

Not applicable.

## Example

None.

---

<b>DSJ265I</b>	<b>RECORD xxxxxxxx IGNORED - CONTINUITY ERROR DUE TO SPANNED RECORD</b>
----------------	---

---

## Explanation

The current record that ACF/TAP is processing (record xxxxxxxx) should not be a spanned record. However, the spanned record indicator in the VTAM header is on, indicating a spanned record. Because ACF/TAP has no information about the previous records, the spanned record must be ignored to prevent erroneous results.

## System action

ACF/TAP ignores the record and continues processing.

## Operator response

None.

## System programmer response

When analyzing the trace data, be aware that the data is not continuous.

## User response

Not applicable.

## Problem determination

Not applicable.

## Source

None.

## Module

DSJCEPRT on behalf of DSJCHMTR to SYSPRINT or SYSLIST.

## Routing code

Not applicable.

## Descriptor code

Not applicable.

## Automation

Not applicable.

## Example

None.

---

**DSJ266I**      **RECORD xxxxxxxx RECTRD ENDED**  
                 **- aaa HARDWARE ERROR FOR A**  
                 **xxx**

### Explanation

This is the last record in the trace data because of a CSP or CSS hardware error for a SIT or TIC trace.

### System action

Processing continues.

### Operator response

None.

### System programmer response

Notify your IBM representative for assistance.

### User response

Not applicable.

### Problem determination

Not applicable.

### Source

None.

### Module

DSJCEPRT on behalf of DSJCLNTR to SYSPRINT.

### Routing code

Not applicable.

### Descriptor code

Not applicable.

### Automation

Not applicable.

### Example

None.

---

**DSJ267I**      **RECORD xxxxxxxx RECTRD ENDED**  
                 **- aaa RESOURCE UNAVAILABLE**  
                 **FOR A xxx**

### Explanation

This is the last record in the SIT or TIC trace data because a CSP or CSS resource is unavailable.

### System action

Processing continues.

### Operator response

None.

### System programmer response

Notify your IBM representative for assistance.

### User response

Not applicable.

### Problem determination

Not applicable.

### Source

None.

### Module

DSJCEPRT on behalf of DSJCLNTR to SYSPRINT.

### Routing code

Not applicable.

### Descriptor code

Not applicable.

### Automation

Not applicable.

### Example

None.

---

**DSJ271I**      **ELEMENT xxxxxxxx IGNORED -**  
                 **INVALID LINE TRACE ELEMENT**  
                 **identifier**

### Explanation

The element identifier on the line trace is not valid.

**System action**

Processing continues.

**Operator response**

None.

**System programmer response**

Examine the trace data to determine the cause of the error.

**User response**

Not applicable.

**Problem determination**

Not applicable.

**Source**

None.

**Module**

DSJCEPRT on behalf of DSJLNCSP to SYSPRINT.

**Routing code**

Not applicable.

**Descriptor code**

Not applicable.

**Automation**

Not applicable.

**Example**

None.

---

<b>DSJ273I</b>	<b>Message xxxxxxxx INVALID MESSAGE LENGTH OF ZERO</b>
----------------	--

**Explanation**

A program other than ACF/TAP has sent a record with a length element of zero. This error indicates a problem with the program sending the element. The value xxxxxxxx is the message number.

**System action**

The remainder of the record is ignored to prevent erroneous results.

**Operator response**

None.

**System programmer response**

Examine the trace data to determine which program produced the error.

**User response**

Not applicable.

**Problem determination**

Not applicable.

**Source**

None.

**Module**

DSJCEPRT on behalf of DSJNTITR to SYSNEPRT

**Routing code**

Not applicable.

**Descriptor code**

Not applicable.

**Automation**

Not applicable.

**Example**

None.

---

<b>DSJ274I</b>	<b>Message xxxxxxxx INVALID MESSAGE IDENTIFIER</b>
----------------	--

**Explanation**

A program other than ACF/TAP has sent a record with an element ID that is not valid. This error indicates a problem with the program that has sent the element. The value xxxxxxxx is the message number.

**System action**

The remainder of the record is ignored to prevent erroneous results.

**Operator response**

None.

**System programmer response**

Examine the trace data to determine which program produced the error.

**User response**

Not applicable.

**Problem determination**

Not applicable.

**Source**

None.

**Module**

DSJCEPRT on behalf of DSJNTITR to SYSPRINT or console.

**Routing code**

Not applicable.

**Descriptor code**

Not applicable.

**Automation**

Not applicable.

**Example**

None.

---

**DSJ275I**            **LINENODE=user selection criteria**

**Explanation**

Messages DSJ275I-DSJ279I and DSJ290I are issued either to the console in response to the LIST command entered at the console, or to SYSPRINT in response to the GO command issued from either the console or the parameter input file. When output is to the console, all of the messages listed are produced. When output is to SYSPRINT, the only messages printed are those whose default values were used, or those whose values were specified by the user and used during the processing of the trace file.

**System action**

Processing continues.

**Operator response**

None.

**System programmer response**

For information about setting of the parameters, see [Chapter 4, “ACF/TAP parameters,” on page 21.](#)

**User response**

Not applicable.

**Problem determination**

Not applicable.

**Source**

None.

**Module**

None.

**Routing code**

Not applicable.

**Descriptor code**

Not applicable.

**Automation**

Not applicable.

**Example**

None.

---

**DSJ276I**            **GPTNODE=user selection criteria**

**Explanation**

Messages DSJ275I-DSJ279I and DSJ290I are issued either to the console in response to the LIST command entered at the console, or to SYSPRINT in response to the GO command issued from either the console or the parameter input file. When output is to the console, all of the messages listed are produced. When output is to SYSPRINT, the only messages printed are those whose default values were used, or those whose values were specified by the user and used during the processing of the trace file.

**System action**

None.

**Operator response**

Processing continues.

**System programmer response**

For information about setting the parameters, see [Chapter 4, “ACF/TAP parameters,” on page 21.](#)

**User response**

Not applicable.

**Problem determination**

Not applicable.

**Source**

None.

**Module**

None.

**Routing code**

Not applicable.

**Descriptor code**

Not applicable.

**Automation**

Not applicable.

**Example**

None.

---

**DSJ277I**            **BFFRNODE=user selection criteria**

**Explanation**

Messages DSJ275I-DSJ279I and DSJ290I are issued either to the console in response to the LIST command entered at the console, or to SYSPRINT in response to the GO command issued from either the console or the parameter input file. When output is to the console, all of the messages listed are produced. When output is to SYSPRINT, the only messages printed are those whose default values were used, or those whose values were specified by the user and used during the processing of the trace file.

**System action**

Processing continues.

**Operator response**

None.

**System programmer response**

For information about setting the parameters, see [Chapter 4, “ACF/TAP parameters,” on page 21.](#)

**User response**

Not applicable.

**Problem determination**

Not applicable.

**Source**

None.

**Module**

None.

**Routing code**

Not applicable.

**Descriptor code**

Not applicable.

**Automation**

Not applicable.

**Example**

None.

---

**DSJ278I**            **RNIONODE=user selection criteria**

**Explanation**

Messages DSJ275I-DSJ279I and DSJ290I are issued either to the console in response to the LIST command entered at the console, or to SYSPRINT in response to the GO command issued from either the console or the parameter input file. When output is to the console, all of the messages listed are produced. When output is to SYSPRINT, the only messages printed are those whose default values were used, or those whose values were specified by the user and used during the processing of the trace file.

**System action**

Processing continues.

**Operator response**

None.

**System programmer response**

For information about setting the parameters, see [Chapter 4, “ACF/TAP parameters,” on page 21.](#)

**User response**

Not applicable.

**Problem determination**

Not applicable.

**Source**

None.

**Module**

None.

**Routing code**

Not applicable.

**Descriptor code**

Not applicable.

**Automation**

Not applicable.

**Example**

None.

---

**DSJ279I**                    **CTLRNODE=user selection criteria**

**Explanation**

Messages DSJ275I-DSJ279I and DSJ290I are issued either to the console in response to the LIST command entered at the console, or to SYSPRINT in response to the GO command issued from either the console or the parameter input file. When output is to the console, all of the messages listed are produced. When output is to SYSPRINT, the only messages printed are those whose default values were used, or those whose values were specified by the user and used during the processing of the trace file.

**System action**

Processing continues.

**Operator response**

None.

**System programmer response**

For information about setting the parameters, see [Chapter 4, “ACF/TAP parameters,” on page 21.](#)

**User response**

Not applicable.

**Problem determination**

Not applicable.

**Source**

None.

**Module**

DSJCEPRT on behalf of DSJCPARM to SYSPRINT or console.

**Routing code**

Not applicable.

**Descriptor code**

Not applicable.

**Automation**

Not applicable.

**Example**

None.

---

**DSJ282I**                    **NO CORRELATED FULL DUPLEX  
DATA FOUND. SEE SYSPRINT,  
LDPRT FOR LINE DATA**

**Explanation**

The line trace summary report was requested. LSPRT is produced for controllers that contain scanner 3 or 3x, or for correlated duplex SDLC and X.25 data. No data of these types was found.

**System action**

Processing continues.

**Operator response**

None.

**System programmer response**

No response is necessary.

**User response**

Not applicable.

**Problem determination**

Not applicable.

**Source**

None.

**Module**

DSJTDRVR

**Routing code**

Not applicable.

**Descriptor code**

Not applicable.

**Automation**

Not applicable.

**Example**

None.

<b>DSJ283I</b>	<b>DATA ELEMENT xxxxxxxx HAS LENGTH OF ZERO - POSSIBLE LOST DATA</b>
----------------	--

**Explanation**

Line trace data element number xxxxxxxx was encountered with a length field of zero. There might be a problem with NCP in that it might not have traced some data.

**System action**

Processing continues.

**Operator response**

None.

**System programmer response**

Examine the trace data to determine the cause of the error.

**User response**

Not applicable.

**Problem determination**

Not applicable.

**Source**

None.

**Module**

DSJCEPRT on behalf of DSJCARM to SYSPRINT or console.

**Routing code**

Not applicable.

**Descriptor code**

Not applicable.

**Automation**

Not applicable.

**Example**

None.

<b>DSJ284I</b>	<b>LOGADDR = nnnn.....nnnn (LOGICAL LINE ADDRESS)</b>
----------------	---

**Explanation**

This message lists the logical line addresses selected for the connectivity subsystem line trace report (CSPRT). *nnnn.....nnnn* contains one of the following:

- A list of logical line addresses (*nnnn,nnnn,...*)
- A range of logical line addresses (*nnnn-nnnn*)
- ALL for all logical lines selected.

**System action**

Processing continues.

## Operator response

None.

## System programmer response

No response is necessary.

## User response

Not applicable.

## Problem determination

Not applicable.

## Source

None.

## Module

DSJCEPRT on behalf of DSJC Parm to SYS PRINT or console.

## Routing code

Not applicable.

## Descriptor code

Not applicable.

## Automation

Not applicable.

## Example

None.

---

DSJ285I	UNABLE TO OPEN SYSCSPRT/ SYS018
---------	------------------------------------

## Explanation

The named output print file could not be opened.

## System action

The main routine terminates after closing the files that were opened.

## Operator response

None.

## System programmer response

Take one of the following actions:

- When prompted for additional parameters, enter QUIT to stop processing immediately, or xxxxx=NO to ignore the data sets that could not be opened (xxxxx is SSPRT, SDPRT, LSPRT, LDPRT, NEPRT, GSPRT, or DTPRT).
- Check for a missing JCL statement.

## User response

Not applicable.

## Problem determination

Not applicable.

## Source

None.

## Module

DSJCEPRT on behalf of DSJCETAP to SYS PRINT or console.

## Routing code

Not applicable.

## Descriptor code

Not applicable.

## Automation

Not applicable.

## Example

None.

---

DSJ286I	UNABLE TO OPEN SYSTEMP1/ SYS019
---------	------------------------------------

## Explanation

The named output print file could not be opened.

## System action

The main routine terminates after closing the files that were opened.

## Operator response

None.



**System programmer response**

Do one of the following:

- When prompted for additional parameters, enter QUIT to stop processing immediately, or xxxxx=NO to ignore the data sets that could not be opened (xxxxx is SSPRT, SDPRT, LSPRT, LDPRT, NEPRT, GSPRT, or DTPRT).
- Check for a missing JCL statement.

**User response**

Not applicable.

**Problem determination**

Not applicable.

**Source**

None.

**Module**

DSJCEPRT on behalf of DSJCETAP to SYSPRINT or console.

**Routing code**

Not applicable.

**Descriptor code**

Not applicable.

**Automation**

Not applicable.

**Example**

None.

<b>DSJ287I</b>	<b>UNABLE TO OPEN SYSTEMP2/ SYS020</b>
----------------	--

**Explanation**

The named output print file could not be opened.

**System action**

The main routine terminates after closing the files that were opened.

**Operator response**

None.

**System programmer response**

Take one of the following actions:

- When prompted for additional parameters, enter QUIT to stop processing immediately, or xxxxx=NO to ignore the data sets that could not be opened (xxxxx is SSPRT, SDPRT, LSPRT, LDPRT, NEPRT, GSPRT, or DTPRT).
- Check for a missing JCL statement.

**User response**

Not applicable.

**Problem determination**

The named output print file could not be opened, or the trace output file was assigned IGN.

**Source**

None.

**Module**

DSJCEPRT on behalf of DSJCETAP to SYSPRINT or console.

**Routing code**

Not applicable.

**Descriptor code**

Not applicable.

**Automation**

Not applicable.

**Example**

None.

<b>DSJ288I</b>	<b>CAPRT = x Y=YES N=NO</b>
----------------	-----------------------------

**Explanation**

This message indicates whether the connectivity subsystem adapter trace report (CAPRT) was selected.

**System action**

Processing continues.

**Operator response**

None.

**System programmer response**

No response is necessary.

**User response**

Not applicable.

**Problem determination**

Not applicable.

**Source**

None.

**Module**

DSJCEPRT on behalf of DSJCARM to SYSPRINT or console.

**Routing code**

Not applicable.

**Descriptor code**

Not applicable.

**Automation**

Not applicable.

**Example**

None.

---

**DSJ289I**                **CSATYPE = ALL**

**Explanation**

This message indicates the selection of trace types for the connectivity subsystem adapter trace report (CAPRT). See [Chapter 4, “ACF/TAP parameters,” on page 21](#) for all valid values of this parameter. ALL is the default value and causes all CSA trace elements to appear on the CAPRT.

**System action**

Processing continues.

**Operator response**

None.

**System programmer response**

No response is necessary.

**User response**

Not applicable.

**Problem determination**

Not applicable.

**Source**

None.

**Module**

DSJCEPRT on behalf of DSJCARM to SYSPRINT or console.

**Routing code**

Not applicable.

**Descriptor code**

Not applicable.

**Automation**

Not applicable.

**Example**

None.

---

**DSJ290I**                **DLCI=user selection criteria (DATA LINK CONNECTION IDENTIFIER)**

**Explanation**

Messages DSJ275I-DSJ279I and DSJ290I are issued either to the console in response to the LIST command entered at the console, or to SYSPRINT in response to the GO command issued from either the console or the parameter input file. When output is to the console, all of the messages listed are produced. When output is to SYSPRINT, the only messages printed are those whose default values were used, or those whose values were specified by the user and used during the processing of the trace file.

**System action**

Processing continues.

**Operator response**

None.

**System programmer response**

No response is necessary.

**User response**

Not applicable.

**Problem determination**

Not applicable.

**Source**

None.

**Module**

None.

**Routing code**

Not applicable.

**Descriptor code**

Not applicable.

**Automation**

Not applicable.

**Example**

None.

---

<b>DSJ291I</b>	<b>UNABLE TO OPEN SYSCAPRT/ SYS021:</b>
----------------	---

**Explanation**

The named output print file could not be opened.

**System action**

The main routine terminates after closing the files that were opened.

**Operator response**

None.

**System programmer response**

Take one of the following actions:

- When prompted for additional parameters, enter QUIT to stop processing immediately, or xxxxx=NO to ignore the data sets that could not be opened. The

value xxxxx is SSPRT, SDPRT, LSPRT, LDPRT, NEPRT, GSPRT, or DTPRT.

- Check for a missing JCL statement.

**User response**

Not applicable.

**Problem determination**

Not applicable.

**Source**

None.

**Module**

DSJCEPRT on behalf of DSJCPARM to SYSPRINT or console.

**Routing code**

Not applicable.

**Descriptor code**

Not applicable.

**Automation**

Not applicable.

**Example**

None.

---

<b>DSJ292I</b>	<b>CSPRT = x Y=YES N=NO</b>
----------------	-----------------------------

**Explanation**

This message indicates whether the connectivity subsystem line trace report (CSPRT) was selected.

**System action**

Processing continues.

**Operator response**

None.

**System programmer response**

No response is necessary.

**User response**

Not applicable.

**Problem determination**

Not applicable.

**Source**

None.

**Module**

DSJCEPRT on behalf of DSJCPARM to SYSPRINT or console.

**Routing code**

Not applicable.

**Descriptor code**

Not applicable.

**Automation**

Not applicable.

**Example**

None.

---

<b>DSJ293I</b>	<b>TOSUP = x Y = YES N = NO (TIMEOUT SUPPRESSION)</b>
----------------	---

**Explanation**

This message indicates whether TIMEOUT messages are suppressed in the line trace detail report (LDPRT) or the line trace summary report (LSPRT).

**System action**

Processing continues.

**Operator response**

None.

**System programmer response**

No response is necessary.

**User response**

Not applicable.

**Problem determination**

Not applicable.

**Source**

None.

**Module**

DSJCEPRT on behalf of DSJCPARM to SYSPRINT or console.

**Routing code**

Not applicable.

**Descriptor code**

Not applicable.

**Automation**

Not applicable.

**Example**

None.

---

<b>DSJ304I</b>	<b>FRPRT = x Y=YES N=NO</b>
----------------	-----------------------------

**Explanation**

This message indicates whether the frame-relay logical line trace summary report (FRPRT) was selected.

**System action**

Processing continues.

**Operator response**

None.

**System programmer response**

No response is necessary.

**User response**

Not applicable.

**Problem determination**

Not applicable.

**Source**

None.

**Module**

DSJCEPRT on behalf of DSJCARM to SYSPRINT or console.

**Routing code**

Not applicable.

**Descriptor code**

Not applicable.

**Automation**

Not applicable.

**Example**

None.

<b>DSJ305I</b>	<b>UNABLE TO OPEN SYSFRPRT/ SYS022</b>
----------------	--

**Explanation**

The named output print file could not be opened.

**System action**

Processing continues until all other output print files are opened. You are then prompted for additional parameters.

**Operator response**

None.

**System programmer response**

Take one of the following actions:

- When prompted for additional parameters, enter QUIT to stop processing immediately, or FRPRT=NO to ignore the data set that could not be opened.
- Check for a missing JCL statement.

**User response**

Not applicable.

**Problem determination**

Not applicable.

**Source**

None.

**Module**

DSJCEPRT on behalf of DSJCARM to SYSPRINT or console.

**Routing code**

Not applicable.

**Descriptor code**

Not applicable.

**Automation**

Not applicable.

**Example**

None.



---

## Appendix B. ACF/TAP sample reports

After you create a trace file, ACF/TAP processes it and prepares various types of reports. The reports range from a general log of every trace record to a detailed report of specific trace records. This topic includes samples of each report and a description of its contents.

For line trace data that is collected by network control program (NCP) on duplex lines other than CSS lines, NCP stores the information in separate buffers: one for transmit and one for receive. The buffer that fills up first is transmitted to the host; ACF/TAP sees the trace data in blocks and out of order. To sort the trace data and put it in sequential order, run the line trace summary report. You can then cross-reference the trace entries to one of the following four reports to view the details:

- X.25 line trace
- Line trace detail
- SNA summary
- SNA detail

In the line trace summary report, use the element number to cross-reference trace data to the X.25 line trace and line trace detail reports. To cross-reference trace data to the SNA summary and SNA detail reports, use the message number in the line trace summary report.

---

### Reporting ACF/TAP data using record numbers

When ACF/TAP processes trace data files, it sequentially numbers the records in several different ways. The numbering makes it easy to cross-reference the same record in different types of reports. [Figure 6 on page 168](#) shows an example of a VTAM trace file with different types of trace records on it.

#### Notes:

1. ACF/TAP sequentially numbers every record on a trace file, even if the record is a type that ACF/TAP does not process. This absolute sequence number appears only on the SYSPRINT log.
2. ACF/TAP sequentially numbers every record that it processes (SUMMARY=EVERY) or can process (SUMMARY=YES or ALL) when it scans the file (INPUT=SCAN). ACF/TAP tests the count select limits (START=count; END=count) against this process number. See [“START and END parameters” on page 51](#) for more information.
3. ACF/TAP sequentially numbers each PIU and buffer trace record that it can process. ACF/TAP tests the count select limits against the host trace record number. Every PIU that ACF/TAP analyzes is called a message and is assigned a message number.
4. A line trace record consists of multiple NCP line trace events of variable length, depending on the type of communication scanner. ACF/TAP sequentially numbers each NCP line trace event and refers to it by an element number. A GPT record can consist of multiple events of variable length. ACF/TAP sequentially numbers each GPT event and refers to it by an element number.
5. A line trace message can consist of multiple elements that can span one or more records. Each message that is assembled from the line trace data is assigned a message number. A line trace record can contain more than one message.

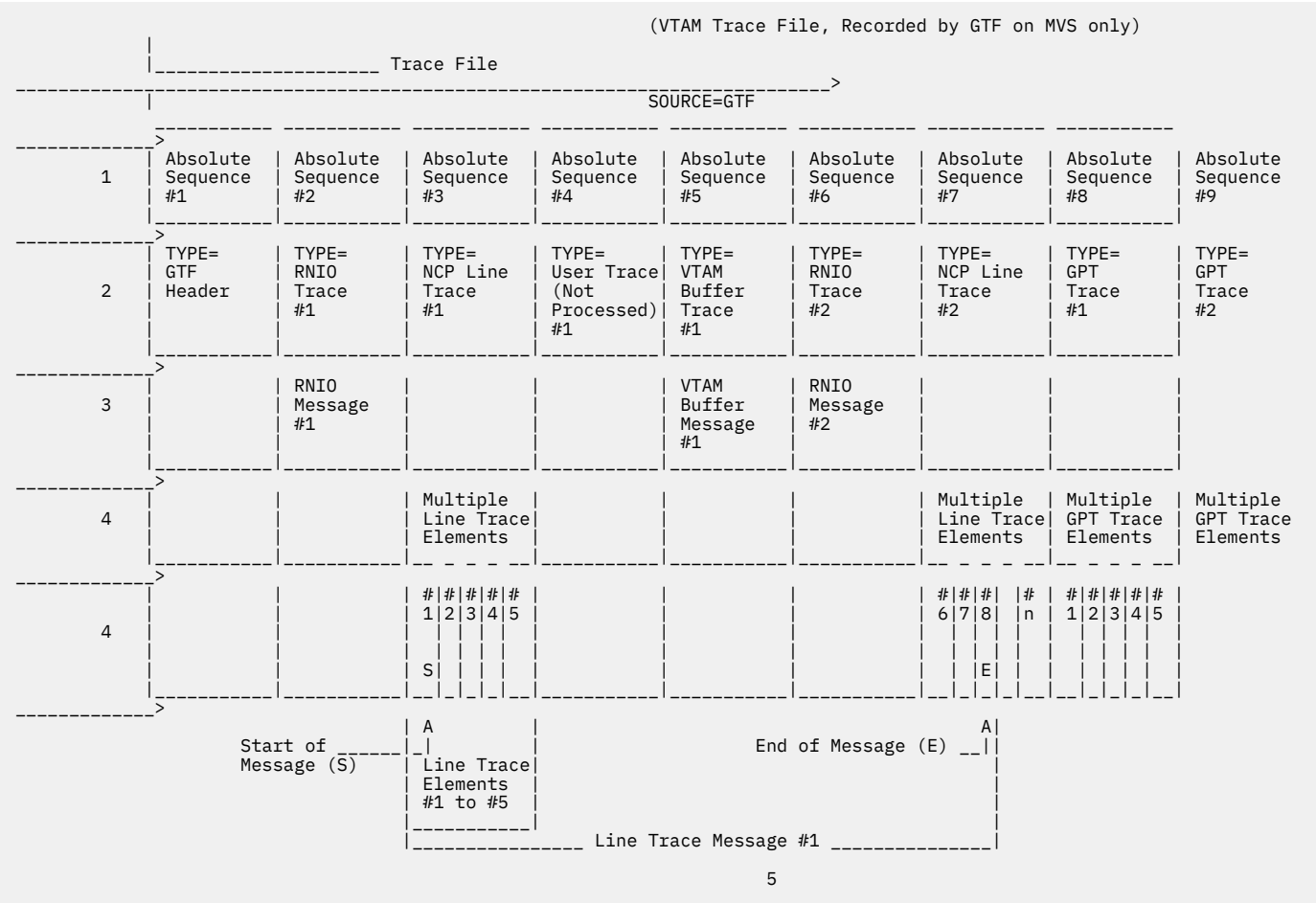


Figure 6. ACF/TAP method for numbering trace file input data

## CSS adapter trace reports

This topic includes CSS adapter trace reports. See the following figures:

- [Figure 7 on page 174](#)
- [Figure 8 on page 175](#)
- [Figure 9 on page 176](#)
- [Figure 10 on page 177](#)
- [Figure 11 on page 178](#)
- [Figure 12 on page 179](#)

Table 24 on page 168 describes the column headers and the trace data that are contained in this report type. To locate this information in the sample reports, match the numbers (n) listed in this table to the corresponding numbers (n) shown in the sample reports.

Table 24. Report description for CSS adapter trace reports	
Reference number (n)	Report column headers and the trace data
1	The page heading contains the report name, report parameter, and the date on which the report was printed or displayed.



Table 24. Report description for CSS adapter trace reports (continued)

Reference number (n)	Report column headers and the trace data
2	<p><b>RECORD/TYPE</b></p> <p>The record is the sequence number that ACF/TAP assigns of the physical line trace record that ACF/TAP was processing when this line was printed. Entries following the sequence number show the type of data being traced, which includes the following:</p> <p><b>Internal data</b></p> <p>Controller bus adapter:</p> <p><b>CBS-CHK</b> Checkpoint</p> <p><b>CBA-PROC</b> Processor</p> <p>Communication line adapter:</p> <p><b>CLA-CHK</b> Checkpoint</p> <p><b>CLA-LSA</b> LSA primitives</p> <p>ESCON adapter:</p> <p><b>ESCA-CBC</b> With controller bus coupler</p> <p><b>ESCA-CBP</b> With controller bus processor</p> <p><b>ESCA-DATA</b> Data messages</p> <p><b>ESCA-DPSA</b> DPSA messages</p> <p><b>ESCA-PCHK</b> Processor checkpoint</p> <p><b>ESCA-CCHK</b> Coupler checkpoint</p> <p>Frame-Relay, ISDN, and X.25:</p> <p><b>CSS-CBC</b> Controller bus coupler</p> <p><b>CSS-CBP</b> Controller bus processor</p> <p><b>CSS-CDIM</b> CDIM messages</p> <p><b>CSS-CHK</b> Checkpoint</p> <p><b>CSS-CSS</b> Connectivity subsystem</p> <p><b>CSS-LSA</b> LSA primitives</p>

Table 24. Report description for CSS adapter trace reports (continued)

Reference number (n)	Report column headers and the trace data
2 (Continued)	<p><b>CSS-MSG</b> Messages</p> <p><b>CSS-SSA</b> SSA primitives</p> <p><b>ISDN-CHK</b> Checkpoint (ISDN only)</p> <p>Mapper:</p> <p><b>MAPR-CBC</b> With controller bus coupler</p> <p><b>MAPR-CBP</b> With controller bus processor</p> <p><b>MAPR-CDIM</b> CDIM messages</p> <p><b>MAPR-LSA</b> LSA primitives</p> <p><b>MAPR-MSG</b> Messages</p> <p><b>MAPR-SSA</b> SSA primitives</p>

Table 24. Report description for CSS adapter trace reports (continued)

Reference number (n)	Report column headers and the trace data
2 (Continued)	<p>Token ring adapter</p> <p><b>TRA-PSSA</b> SSA primitives</p> <p><b>TRA-LSA</b> LSA primitives</p> <p><b>TRA-CDIM</b> CDIM messages</p> <p><b>External data</b> Controller bus adapter:</p> <p><b>CBA-CPLR</b> Coupler</p> <p>Communication line adapter:</p> <p><b>CLA-PIU</b> Path information unit</p> <p><b>CLA-MAC</b> MAC MODEM</p> <p>ESCON adapter:</p> <p><b>ESCA-PIU</b> Path information unit</p> <p><b>ECSA-CPLR</b> Coupler</p> <p>Frame relay:</p> <p><b>FRLY-FRFH</b> Frame-relay frame handler</p> <p><b>FRLY-FRTE</b> Frame-relay terminal equipment</p> <p><b>FRLY-HPR</b> High performance routing</p> <p><b>FRLY-IP</b> Internet Protocol</p> <p><b>FRLY-LMI</b> Local management interface</p> <p>Internet Protocol:</p> <p><b>IP-RECV</b> Receive data</p> <p><b>IP-XMIT</b> Transmit data</p>

Table 24. Report description for CSS adapter trace reports (continued)

Reference number (n)	Report column headers and the trace data
2 (Continued)	<p>ISDN:</p> <p><b>ISDN-LIC</b> Line interface data</p> <p><b>ISDN-RECV</b> Receive data</p> <p><b>ISDN-XMIT</b> Transmit data</p> <p>Token ring adapter:</p> <p><b>TRA-CPLR</b> Coupler</p> <p>X.25 adapter:</p> <p><b>X.25-RECV</b> Receive</p> <p><b>X.25-XMIT</b> Transmit</p>
3	<p><b>ELEM ADDRESS</b> The element address of the physical line that was being traced.</p>
4	<p><b>HOST LINK</b> The logical line number of the line that was being traced.</p>
5	<p><b>HOST STATION</b> The logical station number of the station that was being traced.</p>
6	<p><b>ADAPTER-ID</b> The logical adapter number given by the NCP in the TRACE START NDPSA.</p>
7	<p><b>LINE-ADDRESS</b> The relative line number in the processor of the line that was being traced.</p>
8	<p><b>CBA-ID</b> The logical adapter number of the controller bus adapter.</p>
9	<p><b>COMMAND QUALIFIER</b> The command and qualifier that was being processed when the trace record was written.</p>
10	<p><b>TIME</b> The time that elapsed (in hexadecimal format) between the entries, to the nearest 100 milliseconds. The time is measured from the activation of the trace to the second-level interrupt represented by each entry.</p>
11	<p><b>SEQ</b> The sequence counter from the CSS control block that is being displayed.</p>
12	<p><b>HEX</b> The hexadecimal trace entry from the control block.</p>
13	<p><b>TRANSLATION</b> The EBCDIC equivalent of the hexadecimal trace data.</p>

Table 24. Report description for CSS adapter trace reports (continued)	
Reference number (n)	Report column headers and the trace data
14	Pertinent fields are extracted from the preceding trace entry and are displayed on a separate line as field names, followed by their corresponding values in parentheses.
15 CSS token-ring data reports only	<p>The command identifier for transmit or receive token-ring frames.</p> <p>The following are examples:</p> <pre>XMT RR .C,F, NR=74 RCV RR .R,F, NR=48</pre> <p>where:</p> <p><b>XMT</b> Transmit frame</p> <p><b>RCV</b> Receive frame</p> <p><b>Information frame</b> I</p> <p><b>Supervisory frame</b> RR, RNR, REJ</p> <p><b>Unnumbered frame</b> DM, DISC, FRMR, SABME, SIM, TEST, UA, XID</p> <p><b>C</b> Command</p> <p><b>R</b> Response</p> <p><b>P</b> Poll</p> <p><b>F</b> Final</p> <p><b>NR</b> Number of information and supervisory frames received</p> <p><b>NS</b> Number of information and supervisory frames sent</p> <p><b>Blank</b> Unnumbered frame</p>

For more information about gathering data for this trace, see [Chapter 2, “Gathering host-collected trace data,”](#) on page 7.

For a detailed description of the column headers and trace data, reference the numbers (n) shown in the sample report to the corresponding numbers (n) listed in [Figure 7 on page 174](#) through [Figure 12 on page 179](#), see [Table 24 on page 168](#).

## Communications line adapter PIU data sample report

[illegible]

## CSS adapter with ECB flag sample report

VTAM		ADVANCED COMMUNICATIONS FUNCTION TRACE ANALYSIS PROGRAM										DATE: mm:dd:yyyy		PAGE:00001
		CONNECTIVITY SUBSYSTEM ADAPTER TRACE (CAPRT)												

VTAM		ADVANCED COMMUNICATIONS FUNCTION TRACE ANALYSIS PROGRAM										DATE: mm:dd:yyyy		PAGE: 00001	
		CONNECTIVITY SUBSYSTEM ADAPTER TRACE (CAPRT)													
RECORD/ TYPE	ELEM ADDR	.HOST LINK 4               													

Figure 9. ESCON data, CSS adapter trace sample report



## Frame-relay data, CSS adapter trace sample report

1 ADVANCED COMMUNICATIONS FUNCTION TRACE ANALYSIS PROGRAM												
CONNECTIVITY SUBSYSTEM ADAPTER TRACE (CAPRT)												
DATE: mm:dd:yyyy												
PAGE: 00001												
VTAM												
.HOST LINK 4												
.HOST STATION 5												
.ADAPTER-ID 6												
.LINE-ADDRESS 7												
.CBA-ID 8												
RECORD/ TYPE	ELEM ADDR	V	V	V	V	COMMAND	QUALIFIER	TIME 10	SEQ 11	HEX 12	13 TRANSLATION	
2	3											
FRLY-CHK						FRAME RELAY CHECKPOINT DATA		4C75		09000000 0C000000 4C4D4970 4C524443 6C726471 6C726478 4C524447 4C524448 4C4D3242 4C524441 4C52444E 4C524465 D3D9C4E6 C3D5D4C5 D3D9C4F1 41435442 4C524451 4C4D493B	.....<(.<... %...%...<...<... <(.<...<...<... LRDWCNMELRD1... <...<(.<...	
						CHKPT DATA:LRD1 CNME LRDW						
FRLY-CBP		05	00	1E		LDPSA ACKNOWLEDGE		4C75		49000500 1E008800 00004C52	.....h...<.	
FRLY-CHK						FRAME RELAY CHECKPOINT DATA		4C81		0C000000 0C000000 4C4D4970 4C524443 6C726471 6C726478 4C524447 4C524448 4C4D3242 4C524441 4C52444E 4C524465 4C524457 434E4D45 4C524431 41435442 4C524451 4C4D493B	.....<(.<... %...%...<...<... <(.<...<...<... <...+(<...<... <...<(.<...	
000061	0004					FRAME RELAY CHECKPOINT DATA		4C81		0C000000 0C000000 4C4D4970 4C524443 6C726471 6C726478 4C524447 4C524448 4C4D3242 4C524441 4C52444E 4C524465 4C524457 434E4D45 4C524431 41435442 4C524451 4C4D493B	.....<(.<... %...%...<...<... <(.<...<...<... <...+(<...<... <...<(.<...	
FRLY-LMI						FRAME RELAY LMI RECEIVE		4C81		00010308 00759501 01010302 0201582E	.....n.....	
						FRAME RELAY ADDRESS (0001) DLCI (000 (0000)						
						C/R (0) FECN (0) BECN (0) D/E (0)						
FRLY-LMI						FRAME RELAY LMI TRANSMIT		4C81		00010308 007D9501 01000302 02020703 01808007 03018880 070301A8 88070303 88000703 0D8082	.....'n..... .....h.....yh... .....b	
						FRAME RELAY ADDRESS (0001) DLCI (000 (0000)						
						C/R (0) FECN (0) BECN (0) D/E (0)						
000062	0004					FRAME RELAY CHECKPOINT DATA		4CB5		0C000000 0C000000 4C4D4970 4C524443 6C726471 6C726478 4C524447 4C524448 4C4D3242 4C524441 4C52444E 4C524465 4C524457 434E4D45 4C524431 41435442 4C524451 4C4D493B	.....<(.<... %...%...<...<... <(.<...<...<... <...+(<...<... <...<(.<...	
FRLY-CBP		05	00	1E		NDPSA RDI STA STATE (A109)		3E00 0026		40000000 00011000 00020A04 04003E00 1004002E 05046100 14019093 36FC0000 00002000 00004B80 02201E00 00000000 0F102000 00302080 0012C09C 005FF110 A1090000 00260000 00000000 C35FF110 40302080 01070986 33650101 07000600 000C0600 80008000 10D40000 02040258 40000000 00120404	..... ...../...l... ..... .....-1. .....C-1. .....f..... .....M..... .....	
						FLAGS (2000) CSS.LRID (302080) STA STATE (A109)						
						DATA FOLLOWS						

Figure 10. Frame-relay data, CSS adapter trace sample report

## ISDN data, CSS adapter trace sample report

VTAM		ADVANCED COMMUNICATIONS FUNCTION TRACE ANALYSIS PROGRAM CONNECTIVITY SUBSYSTEM ADAPTER TRACE (CAPRT)										DATE: mm:dd:yyyy	
RECORD/ TYPE 2	ELEM ADDR 3	.HOST LINK 4   .HOST STATION 5   .ADAPTER-ID 6   .LINE-ADDRESS 7   .CBA-ID 8					COMMAND 9	QUALIFIER	TIME 10	SEQ 11	HEX 12	13 TRANSLATION	
		V	V	V	V	V							
000036 ISDN-XMIT	00F4						ISDN LAPD XMIT		D1A9		002D0000 20080001 00000802 000105A1 04028890 1801A36C 08803737 37313030 306D0280 00700880 37373732 30303071 028000	..... ..H...T%..... .....	
000040 ISDN-XMIT	00F4						ISDN LAPD XMIT		D1AA		002D0000 20080001 02000802 000205A1 04028890 1801A36C 08803737 37313030 306D0280 03700880 37373732 30303071 028000	..... ..H...T%..... .....	
000043 ISDN-XMIT	00F4						ISDN LAPD XMIT		D1AA		002D0000 20080001 04000802 000305A1 04028890 1801A36C 08803737 37313030 306D0280 04700880 37373732 30303071 028000	..... ..H...T%..... .....	
000047 ISDN-XMIT	00F4						ISDN LAPD XMIT		D1AB		002D0000 20080001 06000802 000405A1 04028890 1801A36C 08803737 37313030 306D0280 05700880 37373732 30303071 028000	..... ..H...T%..... .....	
000053 ISDN-XMIT	00F4						ISDN LAPD XMIT		D1AB		002D0000 20080001 08000802 000505A1 04028890 1801A36C 08803737 37313030 306D0280 06700880 37373732 30303071 028000	..... ..H...T%..... .....	
000056 ISDN-XMIT	00F4						ISDN LAPD XMIT		D1AC		002D0000 20080001 0A000802 000605A1 04028890 1801A36C 08803737 37313030 306D0280 07700880 37373732 30303071 028000	..... ..H...T%..... .....	
000057 ISDN-RCV	00F4						ISDN LAPD RCV		D1AC		000E2100 20010201 000A0802 80010218 03A9839F 37D80017 D1AC0000 00000001 00040001 20080402 010102	..... ..ZC..... ..Q..J..... .....	

Figure 11. ISDN data, CSS adapter trace sample report

# Token-ring data, CSS adapter trace sample report

<div> <div>VTAM</div> <div> <div>1</div> <div>ADVANCED COMMUNICATIONS FUNCTION</div> <div>TRACE ANALYSIS PROGRAM</div> <div>CONNECTIVITY SUBSYSTEM ADAPTER TRACE (CAPRT)</div> </div> <div>DATE: mm:dd:yyyy</div> <div>PAGE: 00001</div> </div>												
<div> <div> <div>HOST LINK</div> <div>4</div> </div> <div> <div>HOST STATION</div> <div>5</div> </div> <div> <div>ADAPTER-ID</div> <div>6</div> </div> <div> <div>LINE-ADDRESS</div> <div>7</div> </div> <div> <div>CBA-ID</div> <div>8</div> </div> <div> <div>9</div> </div> </div>												
RECORD/ TYPE	ELEM ADDR	V	V	V	V	V	COMMAND	QUALIFIER	TIME	SEQ	HEX	13 TRANSLATION
2	3								10	11	12	
000005 TRA-CDIM	0012						CDIM MSG (TIME OUT)		22A0		01102D1E FC80CF04 04	.....
TRA-CPLR							XMT RR .C,P, ,NR=74		22A0		03014000 00000001 10005A90 97D18405 00000A00 00000000 00000A00 00000000 00120080 00401000 5A9097D1 40000000 00018080 01E9 (10005A9097D1) 14	.. .....!pJd. ..... .....!pJ ... .....Z
TRA-CPLR							TYPE (LLC FRAME) LMAC (400000000001) RMAC (10005A9097D1) CONTROL FIELD (01E9)					
TRA-CPLR							END OF TRANSMISSION		22A0		01DF7B01 10000000 0070D536 FC000100 00050000 00	..#. ....N.... .....
TRA-CPLR							RCV RR ,R,F NR=48		22A0		01000100 00815900 0000005E 8E0E0000 12140010 40400000 00000110 005A9097 D1808101 91	.....a.....;... .....!p J.a.j
TRA-CPLR							LMAC (400000000001) RMAC (10005A9097D1) CONTROL FIELD (0191)					
000009 TRA-CDIM	0012						CDIM MSG (TIME OUT)		23A0		01102D1E FC80CF04 04	.....
TRA-CPLR							XMT RR .C,P, NR=74		23A0		03014000 00000001 10005A90 97D18405 00000A00 00000000 00000A00 00000000 00120080 00401000 5A9097D1 40000000 00018080 01E9 (10005A9097D1)	.. .....!pJd. ..... .....!pJ ... .....Z
TRA-CPLR							TYPE (LLC FRAME) LMAC (400000000001) RMAC (10005A9097D1) CONTROL FIELD (01E9)					
TRA-CPLR							END OF TRANSMISSION		23A0		013F7C01 10000000 0070DB36 FC000100 00080000 00	..@..... .....
TRA-CPLR							RCV RR ,R,F, NR=48		23A0		01000100 00815A00 0000004E 6E0E0000 12140010 40400000 00000110 005A9097 D1808101 91	.....a!...+>... .....!p J.a.j
TRA-CPLR							LMAC (400000000001) RMAC (10005A9097D1) CONTROL FIELD (0191)					
000011 TRA-CDIM	0012						CDIM MSG (TIME OUT)		24A0		01102D1E FC80CF04 04	.....
TRA-CPLR							XMT RR .C,F, NR=74	15	24A0		03014000 00000001 10005A90 97D18405 00000A00 00000000 00000A00 00000000 00120080 00401000 5A9097D1 40000000 00018080 01E9 (10005A9097D1)	.. .....!pJd. ..... .....!pJ ... .....Z
TRA-CPLR							TYPE (LLC FRAME) LMAC (400000000001) RMAC (10005A9097D1) CONTROL FIELD (01E9)					
TRA-CPLR							END OF TRANSMISSION		24A0		018C7C01 10000000 0040E036 FC000100 00080000 00	..@..... .....

Figure 12. Token-ring data, CSS adapter trace sample report

## CSS line trace report

The selection parameter is CSPRT, which applies to NCP V6R2 and later releases.

Figure 13 on page 181 shows a sample report.

Table 25 on page 179 describes the column headers and the trace data contained in this report type. To locate this information about the sample reports, match the numbers (n) listed in this table to the corresponding numbers (n) shown in the sample reports.

Table 25. Report description legend for CSS line trace reports	
Reference number (n)	Report column headers and the trace data
1	The page heading contains the report name, report parameter, and the date the report was printed or displayed.
2	<b>RECORD/MESSAGE</b> The record is the ACF/TAP-assigned sequence number of the physical line trace record that ACF/TAP was processing when this line was printed. The message number is an ACF/TAP assigned number that identifies the PIU for correlation with SNA detail and SNA summary reports.

Table 25. Report description legend for CSS line trace reports (continued)

Reference number (n)	Report column headers and the trace data
3	<b>TYPE</b> For CSS type line trace entries, this field always contains CSS.
4	<b>LINE ADDRESS</b> The element address of the physical line that was being traced.
5	<b>LOGICAL LINE</b> The element address of the logical line being traced. For physical line trace entries, the log line field contains a zero value.
6	<b>ID</b> Identifies the control block that is displayed in the trace entry. <b>ECB</b> Extended control block flag byte. <b>LDPSA</b> CSS processor-to-NCP parameter dynamic status area <b>LPARM</b> CSS processor-to-NCP status area <b>LPSA</b> CSS processor-to-NCP parameter status area <b>LSTAT</b> CSS processor-to-NCP status area <b>NDPSA</b> NCP-to-CSS processor dynamic status area <b>NPARM</b> NCP-to-CSS processor parameter area <b>NDPSA</b> NCP-to-CSS processor parameter status area <b>NSTAT</b> NCP-to-CSS processor status area <b>RDATA</b> Receive data <b>XDATA</b> Transmit data
7	<b>COMMAND QUALIFIER</b> The command and qualifier being processed when the trace record was written.
8	<b>TIME</b> The relative elapsed time (in hexadecimal) between the entries to the nearest 100 milliseconds. The time is measured from the activation of the trace to the level 2 interrupt represented by each entry.
9	<b>SEQ</b> The sequence counter from the control block being displayed.
10	<b>HEX</b> The hexadecimal trace entry from the control block.

Table 25. Report description legend for CSS line trace reports (continued)	
Reference number (n)	Report column headers and the trace data
11	<b>TRANSLATION</b> This is the EBCDIC equivalent of the hexadecimal trace data.
12	Pertinent fields extracted from the preceding trace entry and displayed on a separate line as field names, followed by their corresponding values in parentheses.

For a detailed description of the column headers and trace data, reference the numbers (n) shown on the sample report to the corresponding numbers (n) listed in [Table 25 on page 179](#).

For more information about gathering data for this trace, see [Chapter 2, “Gathering host-collected trace data,” on page 7](#).

## CSS line trace sample report

VTAM		ADVANCED COMMUNICATIONS FUNCTION								PAGE: 00001	
DATE: mm:dd:yyyy		TRACE ANALYSIS PROGRAM									
CONNECTIVITY SUBSYSTEM LINE TRACE (CSPRT)											
2 RECORD/ MESSAGE	3 TYPE	4 ELEM ADDR	5 LOG ADDR	6 ID	7 COMMAND QUALIFIER	8 TIME	9 SEQ	10 HEX	11 TRANSLATION		
000034 000333	CSS	01E0			XDATA			40000002 200004E4 0000002B 0000002A * 1C000001 000002D2 06090B00 00010383 * 01E00D00 FF41A000 7CE3C4 * . . . . .@TD	. . . . .U. . . . . . . . . .K. . . . . . . . . .@TD		
	CSS				NSTAT EXECUTE CLEAR - POS	A2		88000000 00000000 00000000 6F141734	* h. . . . .? . . . . .		
	CSS				NPARM EXECUTE REQUEST	A4	0350	80194620 03500000 00000000 0A020000	* . . . . .& . . . . .		
	CSS	01E4			NDPSA PIU	A4	0351	00000000 0C010000 00000001 003A6D84 * 00000000 00000000 03510000 007F5A0C * FLAGS (0000) CSS.LRID (000001) NCP.LRID (7F5A0C) ACK COUNT (00) 12	. . . . .d . . . . .! . . . . .@TD		
	CSS				ECB	A4	02		* .		
000035 000334	CSS	01E0			XDATA			40000002 200004E5 0000002B 0000002A * 1C000001 000002D3 075E0B00 00010383 * 01E089A2 E701A000 7CE3C4 * . . . . .@TD	. . . . .dV. . . . . . . . . .L. . . . . . . . . .@TD		
	CSS				NSTAT EXECUTE CLEAR - POS	A4		88000000 00000000 00000000 6F141734	* h. . . . .? . . . . .		
	CSS				NPARM EXECUTE REQUEST	A6	0351	80194620 03510000 00000000 0A020000	* . . . . .		
	CSS	01E4			NDPSA PIU	A6	0352	00000000 0C010000 00000001 003BB358 * 00000000 00000000 03520000 007F5A0C * FLAGS (0000) CSS.LRID (000001) NCP.LRID (7F5A0C) ACK COUNT (00) 12	. . . . . . . . . .! . . . . .@TD		
	CSS				ECB	A6	02		* .		
000335	CSS				XDATA			40000002 200004E6 0000002B 0000002A * 1C000001 000002D4 06CB0B00 00010383 * 01E00D03 FF41A000 7CE3C4 * . . . . .@TD	. . . . .W. . . . . . . . . .M. . . . . . . . . .@TD		
	CSS				ECB	A6	42		* .		
000336	CSS				XDATA			40000002 200004E7 0000002B 0000002A * 1C000001 000002D5 06B20B00 00010383 * 01E00D03 FF41A000 7CE3C4 * . . . . .@TD	. . . . .X. . . . . . . . . .N. . . . . . . . . .@TD		
	CSS				NSTAT EXECUTE CLEAR - POS	A6		88000000 00000000 00000000 6F141734	* h. . . . .? . . . . .		

Figure 13. CSS line trace sample report

## Frame-relay logical line trace summary report

The selection parameter is FRPRT.

[Figure 14 on page 183](#) shows a sample report.

This topic contains a legend for interpreting frame-relay logical line trace summary report information in a sample report.

[Table 26 on page 182](#) describes the column headers and the trace data contained in this report type.

To locate this information about the sample reports, reference the numbers (n) listed in this table to the corresponding numbers (n) shown in the sample report.

Table 26. Report description legend for frame-relay logical line trace summary reports	
Reference number (n)	Report column headers and the trace data
1	The page heading contains the report name, report parameter, and the date the report was printed or displayed.
2	<b>MESSAGE NUMBER</b> This is a cross-reference to message numbers in other ACF/TAP reports.
3	<b>ELEMENT NUMBER</b> This is a cross-reference to element numbers in other ACF/TAP reports.
4	<b>LINE ADDR</b> The element address of the physical line that was being traced.
5	<b>Address and control information:</b> <b>CMND</b> Command <b>CNTL</b> Control bytes <b>DLCI</b> Data Link connection identifier <b>IDENT</b> Element identifier <b>NR</b> Number received <b>NS</b> Number sent <b>PF</b> Poll/final <b>TIME</b> Timestamp
6	<b>HEX:</b> The trace data for the line trace element, in hexadecimal.
7	<b>DATA TRANSLATION/EXCEPTION STATUS</b> This is the EBCDIC equivalent of the hexadecimal trace data.

For more information about gathering data for this trace, see [Chapter 2, “Gathering host-collected trace data,” on page 7](#).

## Frame-relay logical line trace summary sample report

1 VTAM DATE: mm:dd:yyyy ADVANCED COMMUNICATIONS FUNCTION TRACE ANALYSIS PROGRAM FR LOGICAL LINE TRACE SUMMARY (FRPRT)													PAGE: 00001	
2 MESSAGE NUMBER	3 ELEMENT NUMBER	4 LINE ADDR	5 DLCI	CNTL	NR	NS	PF	CMND	TIME	IDENT	6 HEX	7 DATA TRANSLATION/ EXCEPTION STATUS		
000001	000001	0028	0010	000002	RECEIVE-READY,			INFO	000000	RECEIVE-NOT-READY	ELEMENTS SUPPRESSED			
000003	000003	0028	0010	C4C2	61	62		INFO	C92B	DATAX	06010308 4C807081 0404C4C2 48000000 * <...a..DB....			
											00620000 00000047 0000000C 1D000000 * .....			
											00000000 00282B00 000B0000 010001FF * .....			
											00000001 40000000 000BFF00 082A0000 * .....			
											00000000 000B008D F9AF6B1E 4201 * .....			
000004	000004	0028	0010	C2C6	63	61		INFO	C92B	DATAX	04010308 4C807081 0404C2C6 48000000 * <...a..BF....			
											00610000 0000000C 00000047 1D000000 * .....			
											00000000 00342B00 000C0000 010003FF * .....			
											00000001 00000000 000B0000 082A0000 * .....			
											00000000 000B008D F9AF6B1E 42010000 * .....			
											00000001 00000000 0100 * .....			
000005	000005	0028	0010	C6C4	62	63		INFO	C92E	DATAX	06010308 4C807081 0404C6C4 48000000 * <...a..FD....			
											00630000 00000001 0000000B 1D000000 * .....			
											00000000 00162B80 000D0000 0100D000 * .....			
											80000000 002D000F 00000000 * .....			
000006	000006	0028	0010	C4C8	64	62		INFO	C92E	DATAX	04010308 4C807081 0404C4C8 48000000 * <...a..DH....			
											00624000 0000000B 00000001 1D000000 * .....			
											00000000 0004A880 0000 * .....			
000007	000007	0028	0010	C8C6	63	64		INFO	C930	DATAX	06010308 4C807081 0404C8C6 41000000 * <...a..HF....			
											10644000 00000001 0000000B 1D000000 * .....			
											00000000 0000 * .....			
000008	000008	0028	0010	CAC6	63	65		INFO	C933	DATAX	06010308 4C807081 0404CAC6 40000000 * <...a..F....			
											20658000 00000001 0000000B 1D000033 * .....			
											004004BF 006A6B80 00310103 03B1A030 * .....			
											42008700 00870000 00000000 00000000 * ..g.....			
											00000000 07C5C3C8 D6C1F1F1 000007C5 * ..ECHOA11...E			
											C3C8D6C1 F0F16012 D9B38956 242B85CD * CHOAO1-.R.i...e			
											09D5C5E3 C14BC1F1 F1D50E0D F3D5C5E3 * .NETA.A11N..3NET			
											C14BC5C3 C8D6C1F1 F12C0A01 08404040 * A.ECHOA11...			
											40404040 402D0908 C9D5E3C5 D9C1C3E3 * ..INTERACT			
000009	000009	0028	0010	C6CC	66	63		INFO	C933	DATAX	04010308 4C807081 0404C6CC 41000000 * <...a..F....			
											10634000 0000000B 00000001 1D000000 * .....			
											00000000 0000 * .....			
000010	000010	0028	0010	C8CC	66	64		INFO	C934	DATAX	04010308 4C807081 0404C8CC 40000000 * <...a..H....			
											20648000 0000000B 00000001 1D000040 * .....			
											003304BF 0036EB80 00310100 00000000 * .....			
											02008000 00800000 00000000 00000000 * .....			
											00000000 00000000 6012D9B3 8956242B * ..R.i...			
											85CD09D5 C5E3C14B C1F1F1D5 * e..NETA.A11N			
000011	000011	0028	0010	CCCA	65	66		INFO	C935	DATAX	06010308 4C807081 0404CCCA 41000000 * <...a.....			
											10664000 00000001 0000000B 1D000000 * .....			
											00000000 0000 * .....			
000012	000012	0028	0010	CACE	67	65		INFO	C937	DATAX	04010308 4C807081 0404CACE 40000002 * <...a.....			
											00650000 0000000C 00000047 1D000000 * .....			
											00000000 002A2B00 00090000 010001FF * .....			
											0000000B 00000000 0001FF00 082A0000 * .....			
											00000001 00010003 8DE1BE00 800000C4 * .....			
000013	000013	0028	0010	CECC	66	67		INFO	C937	DATAX	06010308 4C807081 0404CECC 48000001 * <...a.....			
											00670000 00000001 0000000B 1D000000 * .....			
											00000000 00162B80 000D0000 0100D000 * .....			
											80000000 002D000F 00000000 * .....			

Figure 14. Frame-relay logical line trace summary sample report

## GPT index report

The selection parameter is IXPRT.

**Requirement:** A system sort program is required to produce this report.

Figure 15 on page 185 shows a sample report.

This topic contains a legend for interpreting GPT index report information.

Table 27 on page 183 describes the column headers and the trace data contained in this report type.

To locate this information about the sample reports, reference the numbers (n) listed in this table to the corresponding numbers (n) shown in the sample report.

Table 27. GPT index report	
Reference number (n)	Report column headers and the trace data
1	The page heading contains the report name, report parameter, and the date the report was printed or displayed.
2	<b>SESSION</b> This column specifies SESSION for session data or an index number (nnnnnnnn) that is the record number containing the function management header 5 (FMH5).

Table 27. GPT index report (continued)	
Reference number (n)	Report column headers and the trace data
4	<b>PCID</b> The procedure correlation ID that uniquely identifies the session. This item also appears if the column header appears as an index number.
When the column header displays as session, the following information appears on the report:	
3	The address pair of the dummy bind.
5	The fully qualified control point name consisting of the network ID and the SSCP name.
When the column header appears as an index number, the following information appears:	
6	The address pair of the attached FMH5.
7	<b>TPN</b> The transaction program name, with its EBCDIC translation directly beneath it.
8	<b>LU NAME</b> The network name of the logical unit that initiated the conversation.
9	<b>CONV CORR</b> The conversation correlator (if present).
10	<b>FMH5</b> Functional management header 5.
<b>Notes:</b> <ol style="list-style-type: none"> <li>1. If your NCP does not support type 2.1 nodes, when you activate the GPT for a logical unit, NCP traces all PIUs flowing to and from that logical unit. For LU-LU session traffic, this trace is limited to the PIUs flowing over the single allowable LU-LU session for that logical unit.</li> <li>2. If your NCP supports type 2.1 nodes and multiple sessions, when you activate GPT for an independent logical unit, NCP traces all PIUs flowing to and from that logical unit for the multiple allowable LU-LU sessions for those independent logical units. Each session can be between the same logical unit end points (parallel sessions) or different logical unit end points.  Previously, NCP traced only the single conversation as it flowed over the single LU-LU session. For independent logical units, NCP can trace the multiple conversations as they flow over the unit's multiple sessions.</li> <li>3. To select and format single conversations of independent logical units specify IXPRT=YES. This produces the index, which shows session initiation and identification (dummy binds, which contain the network address pair and fully qualified PCID). The index also contains conversation allocations (FMH5s) grouped by session. Each function management header 5 (FMH5) is accompanied by its ACF/TAP record number that isolates the conversation to be formatted.</li> <li>4. To format a single conversation, re-run ACF/TAP using the parameters IXPRT=NO, INPUT=GPT (or ALL), and INDEX set to the ACF/TAP record number of the appropriate FMH5. See <a href="#">“INDEX parameter” on page 41</a> for more information about the INDEX parameter. Activate the GPT specifically on the independent logical unit to obtain the dummy binds that you need to produce the data file that is processed for the index report.</li> </ol>	

For more information about gathering data for this trace, see [Chapter 2, “Gathering host-collected trace data,” on page 7](#).



# GPT index sample report

VTAM		1		ADVANCED COMMUNICATIONS FUNCTION							
DATE: mm:dd:yyyy				TRACE ANALYSIS PROGRAM						Page: 00001	
INDEX *****				INDEX REPORT (IXPRT)						*****	
		3		4		5					
2		-----		-----		-----					
SESSION		OAF-EF(00000004 005F) DAF-EF(0000000C 0062)		PCID(271F2E0F14F38DED)		CP NAME(NET1 .I04002AA)					
00001326		OAF-EF(00000004 005F) DAF-EF(0000000C 0062)		PCID(271F2E0F14F38DED)							
		TPN (06F1)									
		* 1*									
FMH5		40000300 20000000 0000000C 00000004		1E000062 005F0001 00100A91 000D0502		FF0003D0 00000206					
		F100									
SESSION		OAF-EF(00000004 0060) DAF-EF(0000000C 0062)		PCID(271F2E0F14F38DEE)		CP NAME(NET1 .I04002AA)					
SESSION		OAF-EF(00000004 0061) DAF-EF(00404040 0062)		PCID(4040404040404040)		CP NAME( T1 .I04002AA)					
SESSION		OAF-EF(00000004 005E) DAF-EF(0000000C 0061)		PCID(EC4749259D2C5695)		CP NAME(NET1 .NET1CD12)					
2		-----		-----							
00001671		OAF-EF(0000000C 0061) DAF-EF(00000004 005E)		PCID(EC4749259D2C5695)							
		7									
		TPN (06F1)									
		*F1*									
		8									
		LU NAME (CICS12 )									
		9									
		CONV CORR(60F9F9F9)									
10											
FMH5		40000201 00038005 00000004 0000000C		1C00005E 00610002 00400B95 A0240502		FF0003D0 00000206					
		F1001108 C3C9C3E2 F1F24040 533A0314		73AC0001 0460F9F9 F900							
SESSION		OAF-EF(00000004 005E) DAF-EF(0000000C 0075)		PCID(EC4749259D2C5696)		CP NAME(NET1 .NET1CD12)					
00001672		OAF-EF(0000000C 0075) DAF-EF(00000004 005E)		PCID(EC4749259D2C5696)							
		TPN (C5E5D6D2E3E2E3C14BC9C3C6D3C9C2D9)									
		*EVOKTSTA,ICFLIBR*									
		LU NAME (CICS12 )									
		CONV CORR(60F9F9F7)									
FMH5		40000201 00038008 00000004 0000000C		1C00005E 00750002 00350A95 80320502		FF0003D1 000010C5					
		E5D6D2E3 E2E3C14B C9C3C6D3 C9C2D900		1108C3C9 C3E2F1F2 40405318 70425AB6		00010460 F9F9F700					

Figure 15. GPT index sample report

## GPT summary report

The selection parameter is GSPRT.

This topic contains a legend for interpreting GPT summary report information.

Figure 16 on page 187 shows a summary report.

Table 28 on page 185 describes the column headers and the trace data contained in this report type.

To locate this information about the sample reports, reference the numbers (n) listed in this table to the corresponding numbers (n) shown in the sample reports.

Table 28. GPT summary report	
Reference number (n)	Report column headers and the trace data
1	The page heading contains the report name, report parameter, and the date the report was printed or displayed.
2	<b>RECORD/ELEMENT</b> The record and element number in the trace record.
3	<b>COMMAND</b> The decoded request/response unit command.

Table 28. GPT summary report (continued)	
Reference number (n)	Report column headers and the trace data
4	<p><b>RQ/RSP</b> The setting of the request/response indicator in the request header of a data entry:</p> <p><b>Q</b> Request</p> <p><b>S</b> Response</p> <p><b>+</b> Positive response</p> <p><b>-</b> Negative response</p>
5	<p><b>RESOURCE ID (LINK CLST RSRC)</b> The resource ID of the entry's resource.</p>
6	<p>DATA/STATUS:</p> <p><b>D</b> Data entry</p> <p><b>S</b> Status entry</p> <p>For more information about status entries, see message DSJ206I in <a href="#">Appendix A, "Messages,"</a> on page 57.</p> <p>The message DR RESOURCE appears for status entries when the resource for which the status record was generated is dynamically reallocatable. Even though the generation definition can generate an LU 6.2's address, VTAM can also dynamically create or delete additional addresses for the LU 6.2 as parallel sessions are added or deleted. Therefore, DR RESOURCE could appear for an LU 6.2 even when the generation definition determined its address. See <a href="#">Table 4 on page 12</a> for more information about tracing parallel LU 6.2 sessions.</p>
7	<p><b>GPT trace text</b> A status entry is in character format and the data entry text in hexadecimal format and can be up to and including 44 bytes of the traced PIU. The transmission header, request header, and request/response unit are separated by blanks.</p>
8	The resource type for the status entries.

For more information about gathering data for this trace, see [Chapter 2, "Gathering host-collected trace data,"](#) on page 7.

## GPT summary sample report

VTAM			1 ADVANCED COMMUNICATIONS FUNCTION TRACE ANALYSIS PROGRAM GENERALIZED PIU TRACE SUMMARY (GSPRT)					NCPNAME=SY3604C		PAGE: 00001	
2 RECORD/ ELEMENT	3 DATE: mm:dd:yyyy	4 RQ/ RSP	5 RESOURCE LINK CLST	6 ID RSRC	7 DATA/ STATUS	8					
0001326			0007 0038	005E	S 40	START					SNA LU
0000001			0007 0038	005F	S 44	START					SNA LU
0000002			0007 0038	005F	D 400003002000000000000000C000000041F000062005F000000076	DR RESOURCE	6B8000	31001307B0B050B3008485			SNA LU
0000003 BIND		Q	0007 0038	005F	D 40000200000180000000000040000000C1D00005F0062000000058	EB8000	31001307B0B050B3008085				SNA LU
0000004 BIND		+S	0007 0038	005F	S 00						SNA LU
0000005			0007 0038	005F	D 400003002000000000000000C000000041E000062005F00010010	0A9100	0D0502FF0003D0000000206F100				
0000006 ATTACH		Q	0007 0038	005F							
0001327											
0000007 IPR/IPM		+S	0007 0038	005F	D 40000200000100010000000040000000C1F00005F006200010006	830100	0D0004				
0000008		Q	0007 0038	005F	D 400003002000000000000000C000000041E000062005F0002001C	019120	0019121002000001000004				
0000009 IPR/IPM		+S	0007 0038	005F	D 40000200000180020000000040000000C1F00005F006200020006	830100	010004				
0000010		Q	0007 0038	005F	D 40000200000100030000000040000000C1C00005F00620001001C	039101	001912100A000001000004				
0001328											
0000011 IPR/IPM		+S	0007 0038	005F	D 400003002000000000000000C000000041D000062005F00000006	830100	000002				
0000012 BIS		Q	0007 0038	005F	D 400003002000000000000000C000000041E000062005F00030004	4B9000	70				
0000013 BIS		Q	0007 0038	005F	D 40000200000180040000000040000000C1C00005F006200020004	4B8500	70				
0001355											
0000014 IPR/IPM		+S	0007 0038	005F	D 400003002000000000000000C000000041D000062005F00000006	830100	000003				
0000015			0007 0038	0060	S 44	START	DR RESOURCE				SNA LU
0000016 UNBIND		Q	0007 0038	005F	D 400003002000000000000000C000000041F000062005F000000021	6B8000	32010000000006016271F2E				SNA LU
0000017 BIND		Q	0007 0038	0060	D 400003002000000000000000C000000041F0000620060000000076	6B8000	31001307B0B050B3008487				SNA LU
0000018			0007 0038	0061	S 44	START	DR RESOURCE				SNA LU
0000019 UNBIND		+S	0007 0038	005F	D 40000200000100050000000040000000C1D00005F0062000000004	EB8000	32				
0001356											
0000020 BIND		Q	0007 0038	0061	D 400003002000000000000000C000000041F0000620061000000076	6B8000	31001307B0B050B3008487				SNA LU
0000021			0007 0038	005F	S 24	STOP	DR RESOURCE				SNA LU
0000022 BIND		+S	0007 0038	0060	D 40000200000180060000000040000000C1D0000600062000000058	EB8000	31001307B0B050B3008085				SNA LU
0000023			0007 0038	0060	S 00						SNA LU
0000024 BIND		+S	0007 0038	0061	D 42000200000100070000000040000000C1D0000610062000000058	EB8000	31001307B0B050B3008085				

Figure 16. GPT summary sample report

## LAN line trace reports

The selection parameter is NTPRT.

This topic contains LAN line trace reports. See the following figures:

- [Figure 17 on page 189](#)
- [Figure 18 on page 190](#)
- [Figure 19 on page 190](#)
- [Figure 20 on page 191](#)
- [Figure 21 on page 191](#)

This topic contains a legend for interpreting LAN line trace report information.

ACF/TAP formats data for the user-specified logical line address if either the DA and DSAP data, or the SA and SSAP data, matches the values specified on the LLN parameter. You can specify 1 logical line address or ALL.

Table 29 on page 187 describes the column headers and the trace data contained in this report type.

To locate this information about the sample reports, reference the numbers (n) listed in this table to the corresponding numbers (n) shown in the sample reports.

Table 29. LAN line trace report	
Reference number (n)	Report column headers and the trace data
1	The page heading contains the report name, report parameter, and the date the report was printed or displayed.
2	<b>RECORD/ELEMENT</b> Cross-reference to the data with the line trace detail and the SYSPRINT reports.

Table 29. LAN line trace report (continued)

Reference number (n)	Report column headers and the trace data
3	<b>LINE ADDRESS/TYPE</b> The address of the physical line and the type of element traced: <ul style="list-style-type: none"> <li>• For ESS data, the following addresses apply:               <ul style="list-style-type: none"> <li>– ENET ARP</li> <li>– ENET IP</li> <li>– 802.3</li> <li>– 802.3 ARP</li> <li>– 802.3 IP</li> </ul> </li> <li>• For NTRI data, the following addresses apply:               <ul style="list-style-type: none"> <li>– NTRI PHY</li> <li>– NTRI LOG</li> </ul> </li> <li>• For IP data, the following addresses apply:               <ul style="list-style-type: none"> <li>– T-R ARP</li> <li>– T-R IP</li> </ul> </li> </ul>
4	<b>R/T</b> Indicates whether the element is a receive (R) or transmit (T) element.
5	<b>DA Destination address</b> This destination address and the destination system access point (DSAP) make up the logical destination address.
6	<b>SA Source Address</b> This source address and the source system access point (SSAP) make up the logical source address.
7	<b>DSAP</b> This is the destination system access point. For ESS data, this field contains X'AA' for 802.3 snap encapsulated; otherwise it is blank. For IP data, this field also contains X'AA'.
8	<b>SSAP</b> This is the source system access point. For ESS data, this field contains X'AA' for 802.3 snap encapsulated; otherwise, it is blank. For IP data, this field also contains X'AA'.
9	<b>NS</b> Transmitter send-sequence number valid only for I-frames. For ESS or IP data, this field is blank.
10	<b>NR</b> Transmitter receive-sequence number valid only for I-frames and S-frames. For ESS or IP data, this field is blank.

Table 29. LAN line trace report (continued)	
Reference number (n)	Report column headers and the trace data
11	<b>RI</b> Indicates whether routing information is present. For ESS data, this field is blank. <b>Y=</b> Represents Yes, and the routing information is present. <b>N=</b> Represents No, and the routing information is not present.
12	<b>C/R</b> This field indicates whether the data is a command (C) or response (R). For ESS data or IP data, this field is blank.
13	<b>P/F</b> An S in this field indicates the poll or final bit are set; otherwise, the field is blank. For ESS or IP data, this field is blank.
14	<b>CMD</b> Interpretation of a U-frame or S-frame command or response. For ESS or IP data, this field is blank.
15	<b>TIME</b> The chronological order for frames that have been processed. This is an NCP internal time and not the system time. The format is <i>mmm:ss.t</i> , where <i>mmm</i> is minutes, <i>ss</i> is seconds, and <i>t</i> is tenths of seconds. Because the TIME stamp is contained in a 2-byte field, the highest possible value is 109:13.5. A time stamp one-tenth of a second later wraps to 0:00.0. The TIME value appears only in LAN line trace data for logical lines.
16	<b>HEX</b> A hexadecimal dump of the trace element.

## ESS data, LAN line trace sample report

VTAM															
ADVANCED COMMUNICATIONS FUNCTION															
TRACE ANALYSIS PROGRAM															
LAN LINE TRACE REPORT (NTPRT)															
PAGE: 00001															
RECORD/	DATE: mm:dd:yyyy	TIMESTAMP: 09.58.53.496235	LINE ADDR/	R/T	DA	SA	DSAP	SSAP	NS	NR	RI	C/R	P/F	CMD	TIME
ELEMENT	3	4	5	6	7	8	9	10	11	12	13	14	15	16	HEX
000004	005D														
000005	802.3 ARP	R	0200482C6A8E	10005A824974	AA	AA									0200482C 6A8E1000 5A824974 0024AAAA
															03000000 08060006 08000604 00210000
															5A824974 AB010102 40007CE3 C4
000008	802.3 IP	R	0200482C6A8E	10005A824974	AA	AA									0200482C 6A8E1000 5A824974 003AAAAA
															03000000 08004500 003257B5 0000FF01
															AD10AB01 01020A01 01017CE3 C4
000005	005D														
000011	ENET ARP	T	FFFFFFFFFFFF	0200482C6A8E											FFFFFFFF FFFF0200 482C6A8E 08060001
															08000604 00010200 482C6A8E AB010101
															00000000 0000AB01 01027CE3 C4
000014	802.3 ARP	T	FFFFFFFFFFFF	0200482C6A8E	AA	AA									FFFFFFFF FFFF0200 482C6A8E 0024AAAA
															03000000 08060006 08000604 00010200
															482C6A8E AB010101 00007CE3 C4
000008	005D														
000038	802.3 IP	T	10005A824974	0200482C6A8E	AA	AA									10005A82 49740200 482C6A8E 003AAAAA
															03000000 08004500 00320402 00003B01
															C3F40A01 0101AB01 01027CE3 C4
000009	005D														
000041	ENET ARP	R	0200482C6A8E	10005A825AD7											0200482C 6A8E1000 5A825AD7 08060001
															08000604 00021000 5A825AD7 AB010103
															40001234 5671AB01 01017CE3 C4
000043	ENET IP	R	0200482C6A8E	10005A825AD7											0200482C 6A8E1000 5A825AD7 08004500
															003264CB 0000FF01 9FF9AB01 01030A01

Figure 17. ESS data, LAN line trace sample report

## Frame-relay over token-ring data, LAN line trace sample report

VTAM				1 ADVANCED COMMUNICATIONS FUNCTION												PAGE: 00001	
DATE: mm:dd:yyyy				TRACE ANALYSIS PROGRAM													
DATE: 01.27.1998				LAN LINE TRACE REPORT (NTPRT)													
2	3	4	5	6	7	8	9	10	11	12	13	14	15				
RECORD/ ELEMENT	LINE TYPE	ADDR/ R/T	DA	SA	DSAP	SSAP	NS	NR	RI	C/R	P/F	CMD	TIME	HEX	16		
000022	002A																
000011	NTRI PHY	T	000000000000	400000000043	00	04			N	C	S	TEST		40260004	00044000		
														00400000	00000000		
														F3FFFFFF	FFFFFFF13		
														FFFFFFFF	FFFFFFFF		
														FFFFFFFF	FFFFFFFF		
														FFFFFFFF	FFFFFFFF		
														FFFFFFFF	FFFFFFFF		
														FFFFFFFF	FFFFFFFF		
														FFFFFFFF	FFFFFFFF		
														FFFFFFFF	FFFFFFFF		
														FFFFFFFF	FFFFFFFF		
														FFFFFFFF	FFFFFFFF		
														FFFFFFFF	FFFFFFFF		
														FFFFFFFF	FFFFFFFF		
														FFFFFFFF	FFFFFFFF		
														FFFFFFFF	FFFFFFFF		
														FFFFFFFF	FFFFFFFF		
														FFFFFFFF	FFFFFFFF		
														FFFFFFFF	FFFFFFFF		
														FFFFFFFF	FFFFFFFF		
														FFFFFFFF	FFFFFFFF		
														FFFFFFFF	FFFFFFFF		
														FFFFFFFF	FFFFFFFF		
														FFFFFFFF	FFFFFFFF		
														FFFFFFFF	FFFFFFFF		
														FFFFFFFF	FFFFFFFF		
														FFFFFFFF	FFFFFFFF		
														FFFFFFFF	FFFFFFFF		
														FFFFFFFF	FFFFFFFF		
														FFFFFFFF	FFFFFFFF		
														FFFFFFFF	FFFFFFFF		
														FFFFFFFF	FFFFFFFF		
														FFFFFFFF	FFFFFFFF		
														FFFFFFFF	FFFFFFFF		
														FFFFFFFF	FFFFFFFF		
														FFFFFFFF	FFFFFFFF		
														FFFFFFFF	FFFFFFFF		
														FFFFFFFF	FFFFFFFF		
														FFFFFFFF	FFFFFFFF		
														FFFFFFFF	FFFFFFFF		
														FFFFFFFF	FFFFFFFF		
														FFFFFFFF	FFFFFFFF		
														FFFFFFFF	FFFFFFFF		
														FFFFFFFF	FFFFFFFF		
														FFFFFFFF	FFFFFFFF		
														FFFFFFFF	FFFFFFFF		
														FFFFFFFF	FFFFFFFF		
														FFFFFFFF	FFFFFFFF		
														FFFFFFFF	FFFFFFFF		
														FFFFFFFF	FFFFFFFF		
														FFFFFFFF	FFFFFFFF		
														FFFFFFFF	FFFFFFFF		
														FFFFFFFF	FFFFFFFF		
														FFFFFFFF	FFFFFFFF		
														FFFFFFFF	FFFFFFFF		
														FFFFFFFF	FFFFFFFF		
														FFFFFFFF	FFFFFFFF		
														FFFFFFFF	FFFFFFFF		
														FFFFFFFF	FFFFFFFF		
														FFFFFFFF	FFFFFFFF		
														FFFFFFFF	FFFFFFFF		
														FFFFFFFF	FFFFFFFF		
														FFFFFFFF	FFFFFFFF		
														FFFFFFFF	FFFFFFFF		
														FFFFFFFF	FFFFFFFF		
														FFFFFFFF	FFFFFFFF		
														FFFFFFFF	FFFFFFFF		
														FFFFFFFF	FFFFFFFF		
														FFFFFFFF	FFFFFFFF		
														FFFFFFFF	FFFFFFFF		
														FFFFFFFF	FFFFFFFF		
														FFFFFFFF	FFFFFFFF		
														FFFFFFFF	FFFFFFFF		
														FFFFFFFF	FFFFFFFF		
														FFFFFFFF	FFFFFFFF		
														FFFFFFFF	FFFFFFFF		
														FFFFFFFF	FFFFFFFF		
														FFFFFFFF	FFFFFFFF		
														FFFFFFFF	FFFFFFFF		
														FFFFFFFF	FFFFFFFF		
														FFFFFFFF	FFFFFFFF		

Figure 18. Frame-relay over token-ring data, LAN line trace sample report

## NTRI logical data, LAN line trace sample report

[illegible]

Figure 19. NTRI logical data, LAN line trace sample report

## NTRI physical and IP data, LAN line trace sample report

VTAM				1 ADVANCED COMMUNICATIONS FUNCTION TRACE ANALYSIS PROGRAM LAN LINE TRACE REPORT (NTPRT)											PAGE: 00001	
2	3	4	5	6	7	8	9	10	11	12	13	14	15			
RECORD/ ELEMENT	LINE ADDR/ TYPE	R/T	DA	SA	DSAP	SSAP	NS	NR	RI	C/R	P/F	CMD	TIME	HEX	16	
000021 000002	004C T-R IP	T	300001999999	400000000027	AA	AA			N					4015C80C 00044000 0014A36A 78001004 00403000 01999999 40000000 0027AAAA 03000000 08004500 001E0001 0000FE06 4BC80808 05026406 0001F1F2 F3F4F5F6 F7F8F9F0		
000004	T-R IP	T	300001999999	400000000027	AA	AA			N					4015C88C 00044000 0014A38E 78001004 00403000 01999999 40000000 0027AAAA 03000000 08004500 001E0001 0000FE06 4BC80808 05026406 0001F1F2 F3F4F5F6 F7F8F9F0		
000006	T-R IP	T	300001999999	400000000027	AA	AA			N					4015C90C 00044000 0014A3B2 78001004 00403000 01999999 40000000 0027AAAA 03000000 08004500 001E0001 0000FE06 4BC80808 05026406 0001F1F2 F3F4F5F6 F7F8F9F0		
000022 000008	004C T-R IP	R	400000000027	300001999999	AA	AA			Y					4814A148 00156C8C 0014A14A 70001006 10404000 00000027 80000199 99998270 AAAA0300 00000800 4500001E 00010000 AAAA0300 00000800 4500001E 00010000 FF064AC8 64060001 08080502 F1F2F3F4 F5F6F7F8 F9F0		
000010	T-R IP	T	300001999999	400000000027	AA	AA			N					4015C98C 00044000 0014A3D6 78001004 00403000 01999999 40000000 0027AAAA 03000000 08004500 00380001 0000FE01 4BB30808 05026406 00010300 29280000 00004500 001E0001 0000FE06 4BC86406 00010808 0502F1F2 F3F4F5F6 F7F8		
000034 000021	004C NTRI PHY	T	000000000000	400000000027	00	04			N	C	S	TEST		4016020C 00044000 C114A3FA 78001004 00400000 00000000 40000000 00270004 F3000000 00000000 00000000 00000000 00000000 00000000 00000000 00000000 00000000 00000000 00000000 00000000 00000000 00000000 00000000 00000000 000000C2 00000016 030C0000 00000000 00000000 00000000 00000000 00000000 00000000 00000000 00000000 00000000 00000000 00000000 00000000 00000000 00000000 00000000 00000000 00000000		
000036 000037	004C T-R ARP	T	FFFFFFFFFFFF	400000000027	AA	AA			Y					4016278C 00044000 C114A41E 78001004 0040FFFF FFFFFFFF C0000000 00278270 AAAA0300 00000806 00060800 06040001 40000000 00276405 04010000 00000000 64060001		

Figure 20. NTRI physical and IP data, LAN line trace sample report

## Token-ring with BNN HPR data, LAN line trace sample report

VTAM					1 ADVANCED COMMUNICATIONS FUNCTION TRACE ANALYSIS PROGRAM LAN LINE TRACE REPORT (NTPRT)															PAGE: 00001	
2 RECORD	DATE: mm:dd:yyyy	3	4	5	TIMESTAMP: 16.48.20.174416	6	7	8	9	10	11	12	13	14	15						
RECORD/ ELEMENT	LINE ADDR/ TYPE	R/T	DA		SA	DSAP	SSAP	NS	NR	RI	C/R	P/F	CMD	TIME	HEX	16					
000006 000002	0048 NTRI PHY	R	400000000036		400001999998	C8	04			N	C		UI NLP		40168B10 00175F88 00168B12 70001006 10404000 00000036 40000199 9998C804 03C201C0 002702FF 00010203 04050607 C80403C2 01C00027 02FF0001 02030405 06070809 101112C2 D5D5						
000004	NTRI PHY	R	400000000036		400001999998	04	04	000	000	N	C		I NLP		40168B34 00176030 00168B36 70001006 10404000 00000036 40000199 99980404 0000C201 C0002702 FF000102 03040506 04040000 C201C000 2702FF00 01020304 05060708 09101112 C2D5D5						
000006	NTRI PHY	T	400001999998		400000000036	04	04		001	N	R		RR		40175A9C 00044000 00168D7A 78001004 00404000 01999998 40000000 00360405 0102						
000007 000008	0048 NTRI PHY	T	400001999998		400000000036	C8	C8			N	C		UI NLP		40175AF0 00044000 00168D9E 78001004 00404000 01999998 40000000 0036C8C8 03C20102 FF000102 03040506 07080910 1112C2D5 D5						
000010	NTRI PHY	T	400001999998		400000000036	C8	C8			N	C		UI NLP		40175B44 00044000 00168DC2 78001004 00404000 01999998 40000000 0036C8C8 03C20102 FF000102 03040506 07080910 1112C2D5 D5						
000012	NTRI PHY	R	400000000036		400001999998	C8	04			N	C		UI NLP		40168B58 0017612C 00168B5A 70001006 10404000 00000036 40000199 9998C804 03C201C0 002702FF 00010203 04050607 C80403C2 01C00027 02FF0001 02030405 06070809 101112C2 D5D5						

Figure 21. Token-ring with BNN HPR data, LAN line trace sample report

## Line trace detail reports

The selection parameter is LDPRT.

This topic contains line trace detail reports. See the following figures:

- [Figure 22 on page 196](#)
- [Figure 23 on page 197](#)
- [Figure 24 on page 198](#)
- [Figure 25 on page 198](#)
- [Figure 26 on page 199](#)
- [Figure 27 on page 200](#)
- [Figure 28 on page 200](#)
- [Figure 29 on page 201](#)
- [Figure 30 on page 202](#)
- [Figure 31 on page 203](#)
- [Figure 32 on page 203](#)
- [Figure 33 on page 204](#)

[Table 30 on page 192](#) describes the column headers and the trace data contained in this report type. To locate this information about the sample reports, reference the numbers (n) listed in this table to the corresponding numbers (n) shown in the sample reports.

Table 30. Line trace detail report	
Reference number (n)	Report column headers and the trace data
1	The page heading contains the report name, report parameter, and the date the report was printed or displayed.
2	<b>RECORD NUMBER</b> The ACF/TAP-assigned sequence number of the physical line trace record that was being processed when this line was printed or displayed.
3	<b>TYPE</b> Specifies the following trace data types of the record: <b>CSP</b> NCP line trace data <b>ENET</b> ESS line trace data <b>ESIT</b> ESS SIT data <b>FRLY</b> Frame-relay line trace data <b>FSIT</b> Frame-relay SIT data <b>NTRI</b> Line trace data from NTRI <b>SIT</b> Scanner interface trace data <b>X.25</b> X.25 trace data



<i>Table 30. Line trace detail report (continued)</i>	
<b>Reference number (n)</b>	<b>Report column headers and the trace data</b>
4	<b>LINE ADDR</b> The element address of the line that was being traced.
5	<b>ELEMENT NUMBER</b> The sequence number of an NCP line trace element from the input trace file.

Table 30. Line trace detail report (continued)

Reference number (n)	Report column headers and the trace data
6	<p><b>ID-COMMAND</b>  The instruction (ID) or command that was being processed when the trace record was written. The COMMAND part of this field--only entered on STAT entries.</p> <p>The ID information includes the following:</p> <p><b>CHKPT</b>  Checkpoint entry.</p> <p><b>IOH</b>  Input/output halfword data (see Note).</p> <p><b>PARM</b>  The parameter part of the PSA with no command entry.</p> <p><b>RDATA</b>  Receive data.</p> <p><b>STAT</b>  The status part of the PSA with a command entry.</p> <p><b>XDATA</b>  Transmit data.</p> <p><b>Note:</b> IOH consists of the tag address (TA) and the tag data (TD) fields of the IOH instruction sent to the scanner (for type of SIT).</p> <p>The information for both ID and command includes the following:</p> <p><b>COUNT</b>  Get counter entry from the ESS line trace data.</p> <p><b>NTRI IOH</b>  NTRI I/O halfword.</p> <p><b>NTRI LINE</b>  Receive or transmit data from NTRI.</p> <p><b>RCV CTRLWORD</b>  Receive control word from the SIT data.</p> <p><b>RDATA FRSE</b>  Receive data from frame-relay switching equipment.</p> <p><b>RDATA FRTE</b>  Receive data from frame-relay terminal equipment.</p> <p><b>RDATA LMI</b>  Receive data from local management interface connection.</p> <p><b>T-R IP ARP</b>  Receive or transmit an ARP frame over an NTRI connection.</p> <p><b>T-R IP LINE</b>  Receive or transmit IP data over an NTRI connection.</p> <p><b>XDATA FRSE</b>  Transmit data from frame-relay switching equipment.</p> <p><b>XDATA FRTE</b>  Transmit data from frame-relay terminal equipment.</p> <p><b>XDATA LMI</b>  Transmit data from local management interface connection.</p>

Table 30. Line trace detail report (continued)	
Reference number (n)	Report column headers and the trace data
6 (Continued)	<b>XMIT CTRLWORD</b> Transmit control word from the SIT data. For a list of valid commands, see <i>NCP and EP Reference Summary and Data Areas</i> , LY43-0030.
7	<b>ENTRY TYPE/SCANNER STATE</b> <ul style="list-style-type: none"> <li>• For STAT entries, this is the mode the scanner was in when the trace record data was recorded.</li> <li>• For NTRI line entries, this is the type of data.</li> </ul>
8	<b>TIME</b> The relative elapsed time (in hexadecimal) between the entries to the nearest 100 milliseconds. The time is measured from trace activation to the level 2 interrupt that is represented by each entry. For SIT and NTRI, this field is blank.
9	<b>TCC</b> The transmission correlation counter used to correlate SIT and NCP line trace entries for the same event. For NTRI, this field is blank.
10	<b>HEX</b> The hexadecimal trace entry from the PSA control block.
11	<b>TRANSLATION</b> This is the EBCDIC equivalent of the hexadecimal trace data.

For more information about gathering data for these traces, see [Chapter 2, “Gathering host-collected trace data,”](#) on page 7.

## ESS line trace, line trace detail sample report

VTAM					ADVANCED COMMUNICATIONS FUNCTION					PAGE: 00001				
DATE: mm:dd:yyyy TIMESTAMP: 09.58.27					TRACE ANALYSIS PROGRAM LINE TRACE DETAIL (LDPRT)									
2	3	4	5	6	7	8	9	10	11					
RECORD NUMBER	TYPE	LINE ADDR	ELEMNT NUMBER	ID -	COMMAND	ENTRY TYPE/ SCANNER STATE	TIME	TCC	HEX	TRANSLATION				
000002	ENET	005D	000001	PARM			82	00	00002200 16137090 00000000 00000000	* .....				
			000002	STAT	RECEIVE	TIMEOUT			00530080 00000000 00000000 00000000	* .....				
000004	ENET	005D	000003	PARM			75	01	01002200 16137090 00000000 00000000	* .....				
			000004	STAT	RECEIVE	EOF DAT STORD			4C530000 A413718C 00000000 00000003	* <...u.....				
			000005	RDATA					0200482C 6A8E1000 5A824974 0024AAAA 03000000	* .....!b.....				
									08060006 08000604 00021000 5A824974 AB010102	* .....!b.....				
			000006	PARM			75	02	40007CE3 C4	* ..@TD				
			000007	STAT	RECEIVE	EOF DAT STORD			02002200 16137288 00000000 00000000	* .....h.....				
			000008	RDATA					4C530000 98137384 00000000 00000005	* <...q..d.....				
									0200482C 6A8E1000 5A824974 003AAAAA 03000000	* .....!b.....				
									08004500 003257B5 0000FF01 AD10AB01 01020A01	* .....@TD				
000005	ENET	005D	000009	PARM			75	00	01017CE3 C4	* ..@TD				
			000010	STAT	XMT DATA	XMIT STARTED			00002200 0E13B770 3178317C 00000000	* .....@.....				
			000011	XDATA					46510000 00000000 800FD700 00000001	* .....P.....				
									FFFFFFFF FFFF0200 482C6A8E 08060001 08000604	* .....				
									00010200 482C6A8E AB010101 00000000 0000AB01	* .....				
			000012	PARM			75	01	01017CE3 C4	* ..@TD				
			000013	STAT	XMT DATA	XMIT STARTED			01002200 1613B86C 3178317C 00000000	* .....%...@....				
			000014	XDATA					46510000 00000000 800FD700 00000002	* .....P.....				
									FFFFFFFF FFFF0200 482C6A8E 0024AAAA 03000000	* .....				
									08060006 08000604 00010200 482C6A8E AB010101	* .....				
									00007CE3 C4	* ..@TD				
000006	ESIT	004B	000015	PARM			75	02	02002200 16135CE0 3178317C 00000000	* .....*...@....				
			000016	CHKPT					45C10FC0	* VA..				
			000017	CHKPT					A5E22FC0	* VS..				
			000018	CHKPT					B1CC0FC0	* ....				
			000019	STAT	RECEIVE	TIMEOUT			00530080 00000000	* .....				
			000020	IOH	RECEIVE				21005301	* .....				
			000021	CHKPT					A4000F80	* u...				
			000022	CHKPT					A4310FC0	* u...				
			000023	PARM			00		00002200 16108374	* .....c..				
			000024	RECV	CTRLWORD				00108374 00002216 16108374	* ..C.....c..				
			000025	IOH	XMT DATA				21005100	* ....				
			000026	CHKPT					B5000E80	* ....				
			000027	PARM			00		00002200 0E10D81C	* .....Q..				
			000028	XMIT	CTRLWORD				0010D81C 0000220E	* ..Q.....				
			000029	CHKPT					B56F0ED0	* ..?..				
			000030	XDATA					02608C40 3EB10200 482C6A46 08004500 001C04D2	* ..-.....K				
									00003B01 C00A0A01 0101A201 01020800 2FA50662	* .....s.....v..				
									C1F82A00	* A8..				
			000031	STAT	XMT DATA	XMIT STARTED			46510000 0000	* .....				
			000032	CHKPT					A47F1FD0	* u"...				

Figure 22. ESS line trace, line trace detail sample report

# Frame-relay logical data, line trace detail sample report

1 VTAM ADVANCED COMMUNICATIONS FUNCTION TRACE ANALYSIS PROGRAM LINE TRACE DETAIL (LDPRT)										
DATE: mm:dd:yyyy TIMESTAMP: 15.33.36										
PAGE: 00001										
2 RECORD NUMBER	3 TYPE	4 LINE ADDR	5 ELEMNT NUMBER	6 ID -	7 COMMAND	8 ENTRY SCANNER	9 TYPE/ STATE	10 TIME TCC	11 HEX	12 TRANSLATION
000002	FRLY	0028	000001	RDATA	FRTE			C694	04010308 4C807081 040401C5	* .....a...E
			000002	XDATA	FRTE			C694	06010308 4C807081 040501C3	* .....a...C
			000003	XDATA	FRTE			C92B	06010308 4C807081 0404C4C2 48000000 00620000	* .....a...DB.....
									00000047 0000000C 10000000 00000000 00282B00	* .....a...DB.....
									000B0000 010001FF 00000001 40000000 000BFF00	* .....a...DB.....
			000004	RDATA	FRTE			C92B	082A0000 00000000 000B000D F9AF6B1E 4201	* .....a...9.....
									04010308 4C807081 0404C2C6 48000000 00610000	* .....a...BF.....
									0000000C 00000047 10000000 00000000 00342B00	* .....a...BF.....
									000C0000 010003FF 00000001 00000000 000B0000	* .....a...BF.....
									082A082A 00000000 000B000D F9AF6B1E 42010000	* .....a...9.....
									00000001 00000000 0100	* .....a...9.....
000003	FRLY	0028	000005	XDATA	FRTE			C92E	06010308 4C807081 0404C6C4 48000000 00630000	* .....a...FD.....
									00000001 0000000B 10000000 00000000 00162B80	* .....a...FD.....
									00000000 0100D000 00000000 002D000F 00000000	* .....a...FD.....
			000006	RDATA	FRTE			C92E	04010308 4C807081 0404C4C8 48000000 00624000	* .....a...DH.....
									0000000B 00000001 10000000 00000000 0004AB80	* .....a...DH.....
									000D	* .....a...DH.....
			000007	XDATA	FRTE			C930	06010308 4C807081 0404C8C6 41000000 10644000	* .....a...HF.....
									00000001 0000000B 10000000 00000000 0000	* .....a...HF.....
000004	FRLY	0028	000008	XDATA	FRTE			C933	06010308 4C807081 0404CAC6 40000000 20658000	* .....a...F.....
									00000001 0000000B 10000033 004004BF 006A6B80	* .....a...F.....
									00310103 03B1A030 42008700 00870000 00000000	* .....a...F.....
									00000000 00000000 07C5C3C8 D6C1F1F1 000007C5	* .....a...g.g.....
									C3C8D6C1 F0F16012 D9B38956 242B85CD 09D5C5E3	* .....a...ECHOA11...E
									C14BC1F1 F1D50F0D F3D5C5E3 C14BC5C3 C8D6C1F1	* .....a...CHOA01...R.i...e.NET
									F12C9A01 08404040 40404040 402D0908 C9D5E3C5	* .....a...NETA.ECHOA1
									D9C1C3E3	* .....a...INTE
			000009	RDATA	FRTE			C933	04010308 4C807081 0404C6CC 41000000 10634000	* .....a...F.....
									0000000B 00000001 10000000 00000000 0000	* .....a...F.....
000005	FRLY	0028	000010	RDATA	FRTE			C934	04010308 4C807081 0404C8CC 40000000 20648000	* .....a...H.....
									0000000B 00000001 10000040 003304BF 0036EB80	* .....a...H.....
									00310100 00000000 02008000 00800000 00000000	* .....a...H.....
									00000000 00000000 00000000 6012D9B3 8956242B	* .....a...R.i...
									85CD09D5 C5E3C14B C1F1F1D5	* .....a...NETA.A11N
			000011	XDATA	FRTE			C935	06010308 4C807081 0404CCCA 41000000 10664000	* .....a...F.....
									00000001 0000000B 10000000 00000000 0000	* .....a...F.....
			000012	RDATA	FRTE			C937	04010308 4C807081 0404CACE 40000002 00650000	* .....a...H.....
									0000000C 00000047 10000000 00000000 002A2B00	* .....a...H.....
									00090000 010001FF 0000000B 00000000 0001FF00	* .....a...H.....
									082A0000 00000001 00010003 8DE1BE00 800000C4	* .....a...D.....
			000013	XDATA	FRTE			C937	06010308 4C807081 0404CECC 48000001 00670000	* .....a...H.....
									00000001 0000000B 10000000 00000000 00162B80	* .....a...H.....
									000D0000 0100D000 80000000 002D000F 00000000	* .....a...H.....
000006	FRLY	0028	000014	XDATA	FRTE			C937	06010308 4C807081 0404D0CC 40000000 20680001	* .....a...H.....
									00000001 0000000B 10000033 004004C0 00046B80	* .....a...H.....
									00A0	* .....a...H.....
			000015	RDATA	FRTE			C938	04010308 4C807081 0404CCD2 48000001 00664000	* .....a...K.....
									0000000B 00000001 10000000 00000000 0004AB80	* .....a...K.....
									000D	* .....a...K.....
			000016	RDATA	FRTE			C938	04010308 4C807081 0404CED2 40000000 20670001	* .....a...K.....
									0000000B 00000001 10000040 003304C0 0004EB80	* .....a...K.....
									00A0	* .....a...K.....

Figure 23. Frame-relay logical data, line trace detail sample report

## Frame-relay physical data, line trace detail sample report

1 VTAM ADVANCED COMMUNICATIONS FUNCTION TRACE ANALYSIS PROGRAM LINE TRACE DETAIL (LDPR)											PAGE: 00001
DATE: mm:dd:yyyy TIMESTAMP: 14.58.04											
2 RECORD NUMBER	3 TYPE	4 LINE ADDR	5 ELEMNT NUMBER	6 ID -	7 COMMAND	ENTRY TYPE/ SCANNER STATE	8 TIME	9 TCC	10 HEX	11 TRANSLATION	
000008	FRLY	0001	000047	PARM			40	00	00080000 10173170 50205024 000501AC	* .....&.&.....	
			000048	STAT XMIT DAT CMND COMPLETE					46110000 0000D4C4 00000000 00000007	* .....MD.....	
			000049	XDATA LMI					00010308 007D5101 0153021A 1A	* .....1A.....	
			000050	PARM			50	01	01080000 101253C8 50205024 000501AC	* .....H&.&.....	
			000051	STAT XMIT DAT CMND COMPLETE					46110000 0000D4C4 00000000 0000000A	* .....MD.....	
			000052	XDATA LMI					00010308 00755101 01530221 19	* .....19.....	
			000053	PARM			62	02	02080000 1012587C 50205024 000501AC	* .....@&.&.....	
			000054	STAT XMIT DAT CMND COMPLETE					46110000 0000D4C4 00000000 0000000D	* .....MD.....	
			000055	XDATA FRTE					0A510308 4C807081 04050115	* .....<.a.....	
			000056	PARM			62	03	03080000 10125928 50205024 000501AC	* .....l.&.&.....	
			000057	STAT XMIT DAT CMND COMPLETE					46110000 0000D4C4 00000000 00000010	* .....MD.....	
000009	FRLY	0001	000058	XDATA FRTE					0A510308 4C807081 04050118	* .....<.a.....	
			000059	PARM			64	04	04080000 101259D4 50205024 000501AC	* .....M&.&.....	
			000060	STAT XMIT DAT CMND COMPLETE					46110000 0000D4C4 00000000 00000011	* .....MD.....	
			000061	XDATA FRTE					06810308 4C807081 04040107	* .....a.<.a.....	
			000062	PARM			65	05	05080000 10125A80 50205024 000501AC	* .....l.&.&.....	
			000063	STAT XMIT DAT CMND COMPLETE					46110000 0000D4C4 00000000 00000012	* .....MD.....	
			000064	XDATA FRTE					06610308 4C807081 04040107	* .....<.a.....	
			000065	XDATA FRTE					06410308 4C807081 04040107	* .....<.a.....	
			000066	PARM			65	06	06080000 10125BD8 50205024 000501AC	* .....\$Q&.&.....	
			000067	STAT XMIT DAT CMND COMPLETE					46110000 0000D4C4 00000000 00000015	* .....MD.....	
			000068	XDATA FRTE					06210308 4C807081 04040109	* .....<.a.....	
			000069	STAT XMIT DAT CMND COMPLETE					46110000 0000D4C4 00000000 00000018	* .....MD.....	
			000070	STAT XMIT DAT CMND COMPLETE					06810308 4C807081 04040607 40C00000	* .....a.<.a.....	20490004
			000071	XDATA FRTE					0000000E 00000052 1C000274 00350001 00A00000	* .....@A000000.....	
									00000000 00000000 00000000 00000000 00007CE3	* .....@T.....	
									C4	* D	
			000072	PARM			65	08	08080000 10125D30 50205024 000501AC	* .....).&.&.....	
			000073	STAT XMIT DAT CMND COMPLETE					46110000 0000D4C4 00000000 0000001A	* .....MD.....	
			000074	XDATA FRTE					06610308 4C807081 04040607 40C00000	* .....<.a.....	20480004
									0000000E 00000052 1C000274 00350001 00A00000	* .....@A000000.....	
									00000000 00000000 00000000 00000000 00007CE3	* .....@T.....	
									C4	* D	
000012	FRLY	0001	000075	XDATA FRTE					06410308 4C807081 04040607 40C00000	* .....<.a.....	20470004
									0000000E 00000052 1C000274 00350001 00A00000	* .....@A000000.....	
									00000000 00000000 00000000 00000000 00007CE3	* .....@T.....	
									C4	* D	
			000076	PARM			65	09	09080000 10125E88 50205024 000501AC	* .....;h&.&.....	
			000077	STAT XMIT DAT CMND COMPLETE					46110000 0000D4C4 00000000 0000001C	* .....MD.....	
			000078	XDATA FRTE					06210308 4C807081 04040609 40C00000	* .....<.a.....	20460004
									0000000E 00000052 1C000274 00350001 00A00000	* .....@A000000.....	
									00000000 00000000 00000000 00000000 00007CE3	* .....@T.....	
									C4	* D	

Figure 24. Frame-relay physical data, line trace detail sample report

## Frame-relay physical with BNN data, line trace detail sample report

1 VTAM ADVANCED COMMUNICATIONS FUNCTION TRACE ANALYSIS PROGRAM LINE TRACE DETAIL (LDPR)											PAGE: 00001
DATE: mm:dd:yyyy TIMESTAMP: 14.58.04											
2 RECORD NUMBER	3 TYPE	4 LINE ADDR	5 ELEMNT NUMBER	6 ID -	7 COMMAND	ENTRY TYPE/ SCANNER STATE	8 TIME	9 TCC	10 HEX	11 TRANSLATION	
000005	FRLY	0001	000001	PARM			39	FD	FD0C0000 00476524 00000000 00000000	* .....<.....C.	
			000002	STAT RECEIVE	END OF FRAME				4C130000 0048A21C 00000000 0000C3DF	* .....B.....	40000000
			000003	RDATA FRTE					08010300 800080C2 00074000 00000000	* .....D A	
									0000FFFF 04042AB8 2C002201 013C0300 00C440C1	* BCDEFGHIJKLMNOPQRS@T	
									C2C3C4C5 C6C7C8C9 D1D2D3D4 D5D6D7D8 D9E27CE3	* D	
			000004	PARM			39	FE	FE0C0000 004542D0 00000000 00000000	* .....<.....C.	
			000005	STAT RECEIVE	END OF FRAME				4C130000 004542D0 00000000 0000C3E1	* .....<.b.....	
			000006	RDATA FRTE					08010308 4C807082 044001BA	* .....*.....	
			000007	PARM			39	FF	FF0C0000 0049CD5C 00000000 00000000	* .....<.....CS	
			000008	STAT RECEIVE	END OF FRAME				4C130000 0049CD5C 00000000 0000C3E2	* .....*.....	
			000009	RDATA					DATA LENGTH = 0 - POSSIBLE LOST DATA	* .....8.....CT	
000006	FRLY	0001	000010	PARM			39	00	000C0000 00475C48 00000000 00000000	* .....B.....	40000000
			000011	STAT RECEIVE	END OF FRAME				4C130000 0045B6F8 00000000 0000C3E3	* .....APL84 0316 A	
			000012	XDATA FRTE					08010300 800080C2 00074000 00000000	* BCDE@TD	
									0000FFFF 04042C8C C1D7D3F8 F440F0F3 F1F640C1	* .....<.b.....	
									C2C3C4C5 7CE3C4	* .....U.....	
000007	FRLY	0001	000013	PARM			39	01	010C0000 00467DD0 00000000 00000000	* .....<.U.....CV	
			000014	STAT RECEIVE	END OF FRAME				4C130000 00467DD0 00000000 0000C3E4	* .....<.b.....	
			000015	RDATA FRTE					08010308 4C807082 040501BE	* .....U.....	
			000016	PARM			39	02	020C0000 00477AE4 00000000 00000000	* .....<.b.....	
			000017	STAT RECEIVE	END OF FRAME				4C130000 00477AE4 00000000 0000C3E5	* .....<.b.....	
			000018	RDATA FRTE					08010308 4C807082 040501C0	* .....<.b.....	

Figure 25. Frame-relay physical with BNN data, line trace detail sample report

# Frame-relay physical with BNN HPR data, line trace detail sample report

1 VTAM ADVANCED COMMUNICATIONS FUNCTION TRACE ANALYSIS PROGRAM LINE TRACE DETAIL (LDPRT)										
DATE: mm:dd:yyyy TIMESTAMP: 14.58.04										
PAGE: 00001										
2 RECORD NUMBER	3 TYPE	4 LINE ADDR	5 ELEMNT NUMBER	6 ID -	7 COMMAND	8 ENTRY TYPE/ SCANNER	9 STATE	10 TIME TCC	11 HEX	TRANSLATION
000315	FRLY	0013	003748	CHKPT				A8000780		* y...
			003749	CHKPT				A84107C0		* y...
			003750	PARM				D70C0000 0021AA94 0000		* P.....m..
			003751	PARM				8C080000 10703DBC 50205024 0005E33C		* .....&...T.
			003752	STAT XMIT DAT CMND COMPLETE				46110000 0000C4C4 00000000 0000015A		* .....DD.....!
			003753	XDATA LMI				00010308 00759501 01010302 B9B1		* .....n.....
			003754	PARM				80080000 10701D70 50205024 0005E33C		* .....&...T.
			003755	STAT XMIT DAT CMND COMPLETE				46110000 0000C4C4 00000000 00000161		* .....DD...../
			003756	XDATA FRTE				00010308 50817085 C400C202 6EF1FF00 80000002		* .....&a.eD.B.>1.....
			00000089	4C0C0037	00000000	00000000	17058000	* ...1<.....		
			0603D5C5	E3C10000	0600C1F4	F4D50000	03267CE3	* .NETA....A44N....@T		
			C4					* D	003757 PARM	2D 8E
			8E080000	10306C7C	50205024	0005E33C		* .....%0&...T.		
			003758	STAT XMIT DAT CMND COMPLETE				46110000 0000C4C4 00000000 00000165		* .....DD.....
			000316	FRLY	0013	003759	XDATA LMI	00010308 007D9501 01000302 B5B50703 02808207		* .....n.....b.
			03038082					* ...b	003760 PARM	
			3C 8F	8F080000	10703DBC	50205024	0005E33C	* .....&...T.		
			003761	STAT XMIT DAT CMND COMPLETE				46110000 0000C4C4 00000000 00000167		* .....DD.....
			003762	XDATA LMI				00010308 00759501 01010302 BAB2		* .....n.....
			000317	FRLY	0013					
			003763	PARM				D70C0000 0021AA94 00000000 00000000		* P.....m.....
			003764	STAT RECEIVE	TIMEOUT			00130080 00000000 00000000 00000166		* .....
			003765	PARM				D80C0000 0021AA94 00000000 00000000		* Q.....m.....
			003766	STAT RECEIVE	END OF FRAME			4C130000 0021AA94 00000000 00000168		* <.....m.....
			003767	RDATA LMI				00010308 007D9501 01010302 B3BA		* .....n.....
			003768	PARM				D90C0000 00277B8C 00000000 00000000		* R.....#.....
			003769	STAT RECEIVE	TIMEOUT			00130080 00000000 00000000 00000169		* .....
			000318	FSIT	0013	003770	RCV CTRLWORD	1E3C2800 0021AA94 8A21F0F8		* .....m...08
			003771	IOH	XMIT DAT			11001100		* ....
			003772	CHKPT				B4004680		* ....
			003773	PARM				8E080000 10306C7C 50205024 0005E33C		* .....%0&...T.
			003774	XMIT	CTRLWORD			1E140210 00306C7C 00000000		* .....%0....
			003775	XDATA				18030001 0308007D 95010100 0302B5B5 07030280		* .....n.....
			82070303	80820002	1C00			* b....b....		
			003776	CHKPT				B53246C0		* ....
			003777	STAT XMIT DAT CMND COMPLETE				46110000 0000		* .....
			003778	CHKPT				A9EA87C0		* z.g.
			003779	CHKPT				AABA27C0		* ....
			003780	CHKPT				B1B507C0		* ....
			003781	STAT RECEIVE	TIMEOUT			00130080 00000000 00000000		* .....
			003782	IOH	RECEIVE			11001301		* ....
			003783	CHKPT				A8000780		* y...
			003784	CHKPT				A84107C0		* y...
			003785	PARM				D80C0000 0021AA94 0000		* Q.....m..
			003786	RCV CTRLWORD				1E3C2800 0021AA94 0021F0F8		* .....m...08
			000319	FSIT	0013	003787	IOH XMIT DAT	11001100		* ...
			003788	CHKPT				B4004680		* ....
			003789	PARM				8F080000 10703DBC 50205024 0005E33C		* .....&...T.
			003790	XMIT	CTRLWORD			1E140210 00703DBC 00000000		* .....
			003791	XDATA				0E030001 03080075 95010101 0302BAB2 00021200		* .....n.....
			003792	CHKPT				B53246C0		* ....
			003793	STAT XMIT DAT CMND COMPLETE				46110000 0000		* .....
			003794	CHKPT				A90607C0		* z...

Figure 26. Frame-relay physical with BNN HPR data, line trace detail sample report

## Frame-relay over token-ring data, line trace detail sample report

VTAM						1 ADVANCED COMMUNICATIONS FUNCTION TRACE ANALYSIS PROGRAM LINE TRACE DETAIL (LDPRT)										PAGE: 00001	
2	3	4	5	6	7	8	9	10				11					
				000027	T-R FRLY	RECEIVE		40172834	00268004	C1172836	70001006	00404000	*	.....A.....			
								00000043	40000000	003400C4	F300173C	94000000	*	.....D3.....m....			
								10000000	00000000	00C4F300	173C9400	000010	*	.....D3.....m....			
								48C08280	48C08180	48C0A400			*	..b...a...u....			
				000028	NTRI IOH			40172858	00260F2C	0017285A	70001006	00404000	*	.....!.....			
000025	NTRI	002A	000029	T-R FRLY	RECEIVE			00000043	40000000	0034C401	F300173D	48000000	*	.....D.3.....			
								10000000	00000000	C401F300	173D4800	000010	*	.....D.3.....			
								48C08280	48C08180	48C0A000			*	..b...a.....			
				000030	NTRI IOH			40268004	00044000	0017295A	78001004	00404000	*	.....!.....			
				000031	T-R FRLY	TRANSMIT		00000034	40000000	0043C401	F300173C	94000000	*	.....D.3.....m....			
								10					*				
				000032	NTRI IOH			48C0A000					*	....			
				000033	T-R FRLY	TRANSMIT		40294004	00044000	0017297E	78001004	00404000	*	.....DD=.....			
								00000034	40000000	0043C4C4	03000001	03080075	*	.....DD.....			
								95010100	03020100				*	n.....			
								48C0A400					*	..u....			
				000034	NTRI IOH			4017287C	00274004	0017287E	70001006	00404000	*	..@.....=.....			
				000035	T-R FRLY	RECEIVE		00000043	40000000	0034C4C4	03000001	03080075	*	.....DD.....			
								95010100	03020100	C4C40300	00010308	00759501	*	n.....DD.....n....			
								01000302	0100				*	.....			
								48C08280	48C08180	48C0A400			*	..b...a...u....			
				000036	NTRI IOH			401728A0	00279F2C	001728A2	70001006	00404000	*	.....S.....			
000026	NTRI	002A	000037	T-R FRLY	RECEIVE			00000043	40000000	0034C4C4	03000001	0308007D	*	.....DD.....			
								95010100	03020101	C4C40300	00010308	007D9501	*	n.....DD.....'n....			
								01000302	01010703	01808807	03018888	07030190	*	.....h.....hh....			
								88					*	h			
				000038	NTRI IOH			48C08280	48C0A000				*	..b.....			
				000039	T-R FRLY	TRANSMIT		40295F2C	00044000	001729A2	78001004	00404000	*	.....S.....			
								00000034	40000000	0043C4C4	03000001	0308007D	*	.....DD.....			
								95010100	03020101	07030180	88070301	88880703	*	n.....h.....hh....			
								019088					*	..h			

Figure 27. Frame-relay over token-ring data, line trace detail sample report

## IP data, line trace detail sample report

Figure 28 on page 200 applies to NCP V7R1 or later and shows a sample of IP line trace obtained on an NTRI line.

VTAM		1 ADVANCED COMMUNICATIONS FUNCTION TRACE ANALYSIS PROGRAM LINE TRACE DETAIL (LDPRT)										PAGE: 00001
DATE: mm:dd:yyyy TIMESTAMP: 11.03.08												
2 RECORD NUMBER	3 TYPE	4 LINE ADDR	5 ELEMNT NUMBER	6 ID - COMMAND	7 ENTRY TYPE/ SCANNER STATE	8	9 TIME TCC	10 HEX	11 TRANSLATION			
000021	NTRI	004C	000001	NTRI IOH				48D0A000	*	....		
			000002	T-R IP LINE	TRANSMIT			4015C80C 00044000 0014A36A 78001004 00403000	*	.H... ..t.....		
								01999999 40000000 0027AAAA 03000000 08004500	*	.rrr .....		
								001E0001 0000FE06 48C08080 05026406 0001F1F2	*	.....H.....12		
								F3F4F5F6 F7F8F9F0	*	34567890		
			000003	NTRI IOH				48D0A000	*	....		
			000004	T-R IP LINE	TRANSMIT			4015C88C 00044000 0014A38E 78001004 00403000	*	.H... ..t.....		
								01999999 40000000 0027AAAA 03000000 08004500	*	.rrr .....		
								001E0001 0000FE06 48C08080 05026406 0001F1F2	*	.....H.....12		
								F3F4F5F6 F7F8F9F0	*	34567890		
			000005	NTRI IOH				48D08180 48D0A000	*	.a.....		
			000006	T-R IP LINE	TRANSMIT			4015C90C 00044000 0014A3B2 78001004 00403000	*	.I... ..t.....		
								01999999 40000000 0027AAAA 03000000 08004500	*	.rrr .....		
								001E0001 0000FE06 48C08080 05026406 0001F1F2	*	.....H.....12		
								F3F4F5F6 F7F8F9F0	*	34567890		
000022	NTRI	004C	000008	T-R IP LINE	RECEIVE			48D0A400	*	.u..		
								4814A148 00156C8C 0014A14A 70001006 10404000	*	.....%.c.....		
								00000027 B0000199 99998270 AAAA0300 00000800	*	.....rrrb.....		
								4500001E 00010000 AAAA0300 00000800 4500001E	*	.....		
								00010000 FF064AC8 64060001 08080502 F1F2F3F4	*	.....cH.....1234		
								F5F6F7F8 F9F0	*	567890		
			000009	NTRI IOH				48D08280 48D08180 48D0A000	*	.b...a.....		
			000010	T-R IP LINE	TRANSMIT			4015C98C 00044000 0014A3D6 78001004 00403000	*	.I... ..to.....		
								01999999 40000000 0027AAAA 03000000 08004500	*	.rrr .....		
								00380001 0000FE01 48B30808 05026406 00010300	*	.....		
								29280000 00004500 001E0001 0000FE06 48C86406	*	.....H.....		
								00010808 0502F1F2 F3F4F5F6 F7F8	*	.....12345678		
000033	NTRI	004C	000011	NTRI IOH				48250688 48240888 48250888 48240088 48900000	*	...h...h...h...h...		
								48250088 48240888 48250888 48240088 48D10040	*	...h...h...h...h.J.		
								48900200 4850FF50 48500102 48500304 48502010	*	...&.&.&.&.&.&.		
								48500040 48500080 48500505 48500014 48509E3E	*	...&.&.&.&.&.&.		
								48500014 48509E44 48D09080 48D10000 48900206	*	...&.&.&.&.&.&.		
								481102C2 489000AA 48D09080 48D0A000 48A52000	*	...B.....q.....v...		
								48D0A000	*	....		
			000012	T-R IP LINE	OPEN			40000000 00038000 00000000 00000303	*	.....		
			000013	T-R IP LINE	SCB CLEAR			40000000 00000000 00000000 000003CB	*	.....		
			000014	NTRI IOH				48D09880 48A52000 48D0A000	*	...q...v.....		
			000015	T-R IP LINE	OPEN			40000000 00000000 00000000 00002343	*	.....		
			000016	NTRI IOH				48D09880 48A52000 48D0A000	*	...q...v.....		
			000017	T-R IP LINE	OPEN			40000000 00000000 00000000 00001363	*	.....		
			000018	NTRI IOH				48D08680 48D08880 48A52000 48D0A000	*	...f...h...v.....		

Figure 28. IP data, line trace detail sample report



## IP over frame-relay data, line trace detail sample report

The report shown in [Figure 29 on page 201](#) applies to NCP V7R1 or later releases and shows a sample of IP line trace obtained on an NTRI line.

1 VTAM ADVANCED COMMUNICATIONS FUNCTION TRACE ANALYSIS PROGRAM LINE TRACE DETAIL (LDPRT)										
DATE: mm:dd:yyyy TIMESTAMP: 11.03.08										
PAGE: 00001										
2	3	4	5	6	7	8	9	10	11	
RECORD NUMBER	TYPE	LINE ADDR	ELEMNT NUMBER	ID - COMMAND	ENTRY TYPE/ SCANNER STATE	TIME	TCC	HEX	TRANSLATION	
000068			000068	STAT XMIT DAT CMND COMPLETE				46110000 0000C3C3 00000000 00000011	* .....CC.....	
000069			000069	XDATA FRTE				04610308 4C807083 04047F	* ./...<...c..."	
000070			000070	PARAM				09082A00 0A1B2F0C 046130CC 00000000	* ...../.....	
000071			000071	STAT XMIT DAT CMND COMPLETE		3D	09	46110000 0000C3C3 00000000 00000013	* .....CC.....	
000072			000072	XDATA FRTE				04610308 4C807083 04040101	* ./...<...c....	
000073			000073	PARAM		44	0A	0A082400 021B410C 08A130CC 00000000	* .....<.....	
000074			000074	STAT XMIT DAT CMND COMPLETE				46110000 0000C3C3 00000000 00000016	* .....CC.....	
000075			000075	XDATA FRIP				08A103CC 4500001E 00010000 FE0659DC 807F7E7D	* .....<....."="	
000090	FRLY	001C	000076	PARAM		47	0D	32003200 F1F2F3F4 F5F6F7F8 F9F0	* .....1234567890	
			000077	STAT RECEIVE	END OF FRAME			0D0C1C00 581B4C0C 00000000 00000000	* .....<.....	
			000078	RDATA FRIP				4C130000 381B4C0C 08A10000 00000018	* .....<.....	
000099	FRLY	0016	000079	PARAM		05	00	08A103CC 4500001E 00010000 FF0658DC 32003200	* .....<.....	
			000080	STAT XMIT DAT CMND COMPLETE				807F7E7D F1F2F3F4 F5F6F7F8 F9F0	* .....<.....	
			000081	XDATA FRARP				00008000 101AAD8C 5008500C 00037640	* .....&.....	
			000082	PARAM		08	01	46110000 00FFC3C3 00000000 00000002	* .....CC.....	
			000083	STAT XMIT DAT CMND COMPLETE				08C10300 80000000 0806000F 08000204 00020000	* .....A.....	
			000084	XDATA FRARP				807F7E01 08C1007F 7E7D	* .....<.....	
000100	FRLY	0016	000085	PARAM		02	00	000C0000 001AAD8C 00000000 00000000	* .....<.....	
			000086	STAT RECEIVE	TIMEOUT			00130080 181AAD0C 00000000 00000000	* .....<.....	
			000087	PARAM		05	01	010C0000 001AAD8C 00000000 00000000	* .....<.....	
			000088	STAT RECEIVE	END OF FRAME			4C130000 3A1AAE0C 00000000 00000001	* .....<.....	
			000089	RDATA FRARP				08C10300 80000000 0806000F 08000204 000108C1	* .....A.....	
			000090	PARAM		07	02	807F7E7D 0000807F 7E01	* .....<.....	
			000091	STAT RECEIVE	END OF FRAME			020C0000 001AAE8C 00000000 00000000	* .....<.....	
			000092	RDATA FRARP		08	03	4C130000 381AAE8C 00000000 00000003	* .....<.....	
			000093	PARAM				08C10300 80000000 06090102	* .....A.....	
			000094	STAT RECEIVE	END OF FRAME			030C0000 001AAF0C 00000000 00000000	* .....<.....	
								4C130000 3A1AAF8C 00000000 00000004	* .....<.....	

Figure 29. IP over frame-relay data, line trace detail sample report

# NCP line trace data, line trace detail sample report

VTAM				ADVANCED COMMUNICATIONS FUNCTION										
DATE: mm:dd:yyyy				TRACE ANALYSIS PROGRAM										
TIMESTAMP: 16.41.14				LINE TRACE DETAIL (LDPR)										
				PAGE: 00001										
2	3	4	5	6	7	8	9	10	11					
RECORD	TYPE	LINE	ELEMNT	ID -	COMMAND	ENTRY	TYPE/	TIME	TCC	HEX	TRANSLATION			
NUMBER		ADDR	NUMBER			SCANNER	STATE							
000002	CSP	0005	000001	PARM				79	00	00000000 00000000 C1000000 00000000	*	.....A.....		
			000002	STAT	RECEIVE	END OF FRAME				44130000 00000000 C1730000 00000003	*	.....A.....		
			000003	PARM				7A	01	01000000 00000000 C1000000 00000000	*	.....A.....		
			000004	STAT	RECEIVE	END OF FRAME				44130000 00000000 C1110000 00000005	*	.....A.....		
			000005	PARM				7B	02	02000000 00000000 C1000000 00000000	*	.....A.....		
			000006	STAT	RECEIVE	END OF FRAME				44130000 00000000 C1110000 00000007	*	.....A.....		
			000007	PARM				85	03	03000000 00000000 C1000000 00000000	*	.....A.....		
			000008	STAT	RECEIVE	BUFFER REQ				40130000 00000000 C1300000 0000000A	*	.....dA.....		
			000009	PARM				85	04	04002600 2E120284 C1000000 00000000	*	.....dA.....		
			000010	STAT	RCV CONT	END OF FRAME				4C140000 11120284 C1300000 0000000B	*	<.....dA.....		
000003	CSP	0005	000011	RDATA						2D000000 0020EB80 00111140 40404040 40404000	*	.....		
										00070100 00000000 00	*	.....		
			000012	PARM				8F	05	05000000 00000000 C1000000 00000000	*	.....A.....		
			000013	STAT	RECEIVE	BUFFER REQ				40130000 00000000 C1720000 0000000F	*	.....A.....		
			000014	PARM				8F	06	06002600 2E12C2E4 C1000000 00000000	*	.....BUA.....		
			000015	STAT	RCV CONT	END OF FRAME				4C140000 2312C2E4 C1720000 00000010	*	<.....BUA.....		
			000016	RDATA						2D000002 0021EB80 000D01	*	.....		
			000017	PARM				99	07	07000000 00000000 C1000000 00000000	*	.....A.....		
			000018	STAT	RECEIVE	BUFFER REQ				40130000 00000000 C1740000 00000012	*	.....A.....		
			000019	PARM				99	08	08002600 2E132464 C1000000 00000000	*	.....A.....		
			000020	STAT	RCV CONT	END OF FRAME				4C140000 23132464 C1740000 00000013	*	<.....A.....		
			000021	RDATA						2D000003 0022EB80 000D01	*	.....		
000004	CSP	0005	000022	PARM				A2	09	09000000 00000000 C1000000 00000000	*	.....A.....		
			000023	STAT	RECEIVE	END OF FRAME				44130000 00000000 C1710000 00000015	*	.....A.....		
			000024	PARM				AC	0A	0A000000 00000000 C1000000 00000000	*	.....A.....		
			000025	STAT	RECEIVE	END OF FRAME				44130000 00000000 C1710000 00000017	*	.....A.....		
			000026	PARM				B6	0B	0B000000 00000000 C1000000 00000000	*	.....A.....		
			000027	STAT	RECEIVE	END OF FRAME				44130000 00000000 C1710000 00000019	*	.....A.....		
			000028	PARM				C0	0C	0C000000 00000000 C1000000 00000000	*	.....A.....		
			000029	STAT	RECEIVE	END OF FRAME				44130000 00000000 C1710000 0000001B	*	.....A.....		
			000030	PARM				CA	0D	0D000000 00000000 C1000000 00000000	*	.....A.....		
			000031	STAT	RECEIVE	END OF FRAME				44130000 00000000 C1710000 0000001D	*	.....A.....		
000005	CSP	0005	000032	PARM				D4	0E	0E000000 00000000 C1000000 00000000	*	.....A.....		
			000033	STAT	RECEIVE	END OF FRAME				44130000 00000000 C1710000 0000001F	*	.....A.....		
			000034	PARM				DF	0F	0F000000 00000000 C1000000 00000000	*	.....A.....		
			000035	STAT	RECEIVE	BUFFER REQ				40130000 00000000 C1960000 00000022	*	.....Ao.....		
			000036	PARM				DF	10	10002600 2E1447C4 C1000000 00000000	*	.....DA.....		
			000037	STAT	RCV CONT	END OF FRAME				4C140000 241447C4 C1960000 00000023	*	<.....DAo.....		
			000038	RDATA						2D000102 0023EB80 0031	*	.....		
			000039	PARM				E8	11	11000000 00000000 C1000000 00000000	*	.....A.....		
			000040	STAT	RECEIVE	END OF FRAME				44130000 00000000 C1910000 00000025	*	.....A.....		
			000041	PARM				F2	12	12000000 00000000 C1000000 00000000	*	.....A.....		
			000042	STAT	RECEIVE	END OF FRAME				44130000 00000000 C1910000 00000027	*	.....A.....		
000006	CSP	0005	000043	PARM				FD	13	13000000 00000000 C1000000 00000000	*	.....A.....		
			000044	STAT	RECEIVE	BUFFER REQ				40130000 00000000 C1B80000 0000002A	*	.....A.....		
			000045	PARM				FD	14	14002600 2E162A64 C1000000 00000000	*	.....A.....		
			000046	STAT	RCV CONT	END OF FRAME				4C140000 24162A64 C1B80000 0000002B	*	<.....A.....		
			000047	RDATA										

Figure 30. NCP line trace data, line trace detail sample report

## NTRI line trace data, line trace detail sample report

VTAM			1 ADVANCED COMMUNICATIONS FUNCTION TRACE ANALYSIS PROGRAM LINE TRACE DETAIL (LDPR)										PAGE: 00001	
DATE: mm:dd:yyyy TIMESTAMP: 15.53.55														
2 RECORD NUMBER	3 TYPE	4 LINE ADDR	5 ELEMNT NUMBER	6 ID -	7 COMMAND	8 ENTRY TYPE/ SCANNER STATE	9 TIME	10 TCC	11 HEX	TRANSLATION				
000014	NTRI	0082	000001	NTRI	LINE	RECEIVE	400CB4EC	000FC438	000CB4EE 70001006	* .....D.....				
			000002	NTRI	IOH		4AC08280	4AC08180	4AC0A000	* &cent;,.b.&cent;,.a.&cent;,...				
			000003	NTRI	LINE	TRANSMIT	40109CD0	00044000	000CB5A6 78CC0404 00404000	* .....W.....				
							00000019	C0000000	00310280 0404DE56 24000201	* .....CX				
							00248800	0001020B	01100000 C3E7	* .....CX				
			000004	NTRI	IOH		4AC0A400			* &cent;,.u.				
			000005	NTRI	LINE	RECEIVE	400CB510	000FC520	000CB512 70000406	* .....E.....				
			000006	NTRI	IOH		4AC08280	4AC0A400		* &cent;,.b.&cent;,.u.				
			000007	NTRI	LINE	RECEIVE	400CB534	000FC608	000CB536 70001006 10404000	* .....F.....				
							00000031	C0000000	00190200 01C60000 C3E7C408	* .....F...CXD.				
							F824D740	00C6C3E7	040501E0	* 8.P .FCX.....				
			000008	NTRI	IOH		4AC08280	4AC0A400		* &cent;,.b.&cent;,.u.				
			000009	NTRI	LINE	RECEIVE	400CB558	000FC6F0	000CB55A 70001006	* .....FO.....				
			000010	NTRI	IOH		4AC08280	4AC0A400		* &cent;,.b.&cent;,.u.				
000015	NTRI	0082	000011	NTRI	LINE	RECEIVE	400CB57C	000FC84C	000CB57E 70001006 10404000	* .....@.....				
							00000031	C0000000	00200200 01D00000 C3E7C408	* .....@...H&lt;...=.....				
							F824D740	00C6C3E7	040456E0 2C000102 00248381	* 8.P .FCX.....ca				
							00			* ..				
			000012	NTRI	IOH		4AC0A400	4AC08280		* &cent;,.u.&cent;,.b.				
			000013	NTRI	LINE	RECEIVE	400CB4EC	000FD1D0	000CB4EE 70001006	* .....J.....				
			000014	NTRI	IOH		4AC08280	4AC08180	4AC0A000	* &cent;,.b.&cent;,.a.&cent;,...				
			000015	NTRI	LINE	TRANSMIT	40109CD0	00044000	000CB5CA 78CC0404 00404000	* .....W.....				
							00000020	C0000000	00310280 04050158	* .....CX				
							4AC0A400			* &cent;,.u.				
			000016	NTRI	LINE	RECEIVE	400CB510	000FD2B8	000CB512 70001006 10404000	* .....K.....				
							00000031	C0000000	00190200 01F40000 C3E7C408	* .....@.....4...CXD.				
							F824D740	00C6C3E7	040456E0 2C000102 00248381	* 8.P .FCX.....ca				
							00			* ..				
000016	NTRI	0082	000018	NTRI	IOH		4AC0A400	4AC08280		* &cent;,.u.&cent;,.b.				
			000019	NTRI	LINE	RECEIVE	400CB534	000FD32C	000CB536 70001006	* .....L.....				
			000020	NTRI	IOH		4AC08280	4AC08180	4AC0A400	* &cent;,.b.&cent;,.a.&cent;,.u.				
			000021	NTRI	LINE	RECEIVE	400CB558	000FD488	000CB55A 70000406	* .....Mh.....				
			000022	NTRI	IOH		4AC0A400	4AC08280		* &cent;,...&cent;,.b.				
			000023	NTRI	LINE	TRANSMIT	40109CD0	00044000	000CB5EE 78CC0404 00404000	* .....W.....				
							00000019	C0000000	00310280 04050158	* .....CX				
							4AC08880	4A952000	4AC0A000	* &cent;,.h.&cent;,.n.&cent;,...				
			000024	NTRI	IOH		400CB57C	000FB89C	000CB57E 700010CB	* .....@.....=....				
			000025	NTRI	LINE	SCB CLEAR	4AC0A400			* &cent;,.u.				
			000026	NTRI	IOH		400CB57C	000FD5E4	000CB57E 70001006	* .....@..NU...=....				
			000027	NTRI	LINE	RECEIVE	4AC08280	4AC08180	4AC0A000	* &cent;,.b.&cent;,.a.&cent;...				

Figure 31. NTRI line trace data, line trace detail sample report

## Token-ring with BNN HPR data, line trace sample report

VTAM				1 ADVANCED COMMUNICATIONS FUNCTION TRACE ANALYSIS PROGRAM LINE TRACE DETAIL (LDPR)							PAGE: 00001			
DATE: mm:dd:yyyy TIMESTAMP: 15.53.55														
2 RECORD NUMBER	3 TYPE	4 LINE ADDR	5 ELEMNT NUMBER	6 ID -	7 COMMAND	8 ENTRY TYPE/ SCANNER STATE	9 TIME	10 TCC	11 HEX	12 TRANSLATION				
000006	NTRI	0048	000001	NTRI	IOH				48C2A400	* .Bu.				
			000002	NTRI	LINE	RECEIVE			40168B10 00175F88 00168B12 70001006 10404000	* .....-h.....				
									00000036 40000199 9998C804 03C201C0 002702FF	* .....riqH..B.....				
									00010203 04050607 C80403C2 01C00027 02FF0001	* .....H..B.....				
									02030405 06070809 101112C2 D5D5	* .....BNN				
			000003	NTRI	IOH				48C28280 48C2A400	* .Bb..Bu.				
			000004	NTRI	LINE	RECEIVE			40168B34 00176030 00168B36 70001006 10404000	* .....B.....				
									00000036 40000199 99980404 0000C201 C0002702	* .....riq.....B.....				
									FF000102 03040506 04040000 C201C000 2702FF00	* .....B.....				
									01020304 05060708 09101112 C2D5D5	* .....BNN				
			000005	NTRI	IOH				48C28280 48C28180 48C2A000	* .Bb..Ba..B..				
			000006	NTRI	LINE	TRANSMIT			40175A9C 00044000 00168D7A 78001004 00404000	* .....!.....				
									01999998 40000000 00360405 0102	* .....riq.....				
000007	NTRI	0048	000007	NTRI	IOH				48C28180 48C2A000	* .Ba..B..				
			000008	NTRI	LINE	TRANSMIT			40175AF0 00044000 00168D9E 78001004 00404000	* .....!0.....				
									01999998 40000000 0036C8C8 03C20102 FF000102	* .....riq.....HH.B.....				
									03040506 07080910 1112C2D5 D5	* .....BNN				
			000009	NTRI	IOH				48C28180 48C2A000	* .Ba..B..				
			000010	NTRI	LINE	TRANSMIT			40175B44 00044000 00168DC2 78001004 00404000	* .....\$.....B.....				
									01999998 40000000 0036C8C8 03C20102 FF000102	* .....riq.....HH.B.....				
									03040506 07080910 1112C2D5 D5	* .....BNN				
			000011	NTRI	IOH				48C2A400	* .Bu.				
			000012	NTRI	LINE	RECEIVE			40168B58 0017612C 00168B5A 70001006 10404000	* ...../.....!.....				
									00000036 40000199 9998C804 03C201C0 002702FF	* .....riqH..B.....				
									00010203 04050607 C80403C2 01C00027 02FF0001	* .....H..B.....				
									02030405 06070809 101112C2 D5D5	* .....BNN				
			000013	NTRI	IOH				48C28280 48C2A400	* .Bb..Bu.				

Figure 32. Token-ring with BNN HPR data, line trace sample report

# X.25 data, line trace detail sample report

The sample report shown in [Figure 33 on page 204](#) lists only errors and exceptions for X.25 line trace data. It is produced using the same input data as the line trace summary report. For more information, see [“INPUT parameter” on page 41](#).

VTAM				1 ADVANCED COMMUNICATIONS FUNCTION TRACE ANALYSIS PROGRAM LINE TRACE DETAIL (LDPRT)							PAGE: 00001	
DATE: mm:dd:yyyy TIMESTAMP: 07.16.37												
2 RECORD NUMBER	3 TYPE	4 LINE ADDR	5 ELEMNT NUMBER	6 ID - COMMAND	7 ENTRY TYPE/ SCANNER STATE	8 TIME	9 TCC	10 HEX		11 TRANSLATION		
000008	X.25	0024	000001	PARM		D8	00	00080000	060A77E8	00000000 00000000	* .....Y.....	
			000002	STAT RECEIVE	END OF FRAME			44130000	060A77E8	011F0000 00000003	* .....Y.....	
			000003	PARM		D8	01	01080000	060A77E8	00000000 00000000	* .....Y.....	
			000004	STAT RECEIVE	END OF FRAME			44130000	060A77E8	01730000 00000005	* .....Y.....	
000009	X.25	0024	000005	PARM		4A	00	00800000	100A7918	08B808BC 00000000	* .....P.....	
			000006	STAT SET MODE	CMND COMPLETE			44010000	9000D703	00000000 00000000	* .....P.....	
			000007	PARM		4B	01	01000000	100A7918	08B808BC 00000000	* .....P1.....	
			000008	STAT ENABLE	CMND COMPLETE			4402009E	9000D793	00000000 00000001	* .....P1.....	
			000009	PARM		D7	02	02080000	100A7918	015308BC 00000000	* .....P1.....	
			000010	STAT XMIT CTL	CMND COMPLETE			44100000	9000D793	00000000 00000002	* .....P1.....	
			000011	PARM		D8	03	03080000	100A7918	013F08BC 00000000	* .....P1.....	
			000012	STAT XMIT CTL	CMND COMPLETE			44100000	9000D793	00000000 00000004	* .....P1.....	
			000013	PARM		D9	04	04082F00	050C9180	010008BC 00000000	* .....P1.....	
			000014	STAT XMIT DAT	CMND COMPLETE			46110000	9000D793	00000000 00000006	* .....P1.....	
			000015	XDATA				1000FB00	00		* .....Y.....	
000010	X.25	0024	000016	PARM		D9	02	02080000	060A77E8	00000000 00000000	* .....Y.....	
			000017	STAT RECEIVE	END OF FRAME			44130000	060A77E8	01210000 00000007	* .....Y.....	
			000018	PARM		B4	03	03080000	060A77E8	00000000 00000000	* .....Y.....	
			000019	STAT RECEIVE	END OF FRAME			44130000	060A77E8	032F0000 00000008	* .....Y.....	
			000020	PARM		B6	04	04080000	060A77E8	00000000 00000000	* .....Y.....	
			000021	STAT RECEIVE	END OF FRAME			44130000	060A77E8	01210000 0000000B	* .....Y.....	
			000022	PARM		B6	05	05083000	060CA88C	00000000 00000000	* .....Y.....	
			000023	STAT RECEIVE	END OF FRAME			4C130000	010CA88C	03200000 0000000C	* .....Y.....	
			000024	RDATA				1000FB07	33		* .....Y.....	
			000025	PARM		B8	06	06083000	060CAA1C	00000000 00000000	* .....Y.....	
			000026	STAT RECEIVE	END OF FRAME			4C130000	010CAA1C	03220000 0000000E	* .....Y.....	
000011	X.25	0024	000027	RDATA							* .....Y.....	

Figure 33. X.25 data, line trace detail sample report

## Line trace summary reports

The selection parameter is LSPRT for NCP V4R3.1 and later.

**Requirement:** A system sort program is required to produce this report.

This topic includes line trace summary reports. See the following figures:

- [Figure 34 on page 206](#)
- [Figure 35 on page 206](#)
- [Figure 36 on page 207](#)
- [Figure 38 on page 208](#)

Table 31 on [page 204](#) describes the column headers and the trace data contained in this report type.

To locate this information about the sample reports, reference the numbers (n) listed in this table to the corresponding numbers (n) shown in the sample reports.

Table 31. Line trace summary report	
Reference number (n)	Report column headers and the trace data
1	The page heading contains the report name, report parameter, and the date the report was printed or displayed.
2	<b>LINE</b> The element address of the line being traced.

Table 31. Line trace summary report (continued)	
Reference number (n)	Report column headers and the trace data
3	<p><b>CORR</b> The NCP-assigned correlator number that puts line trace events in chronological order.</p> <p><b>Note:</b> When receive ready suppression (RRSUP=YES) or timeout suppression (TOSUP) is on, the correlator numbers of those Receive Ready/Receive-Not-Ready frames and timeout frames are not seen in the line trace summary report.</p>
4	<p><b>RECORD ELEMENT</b> This is a cross-reference to record or message numbers in other ACF/TAP reports.</p>
5	<p><b>ELEMENT NUMBER</b> The ACF/TAP-assigned sequence number of the last complete element shown on this line.</p>
6	<p><b>Address and control information:</b></p> <p><b>ADDR</b> Address byte</p> <p><b>CMND</b> Command</p> <p><b>CNTL</b> Control bytes</p> <p><b>IDENT</b> Element identifier</p> <p><b>NR</b> Number received</p> <p><b>NS</b> Number sent</p> <p><b>PF</b> Poll/Final</p> <p><b>TCC</b> Transmission correlation count</p> <p><b>TIME</b> Timestamp</p> <p><b>Note:</b> In some cases, the address information in this report does not agree with the address displayed on the line trace device or in the generation definition. The scanner might change the address because of the way it passes data to NCP. However, the scanner interface trace displays the correct address.</p>
7	<p><b>HEX</b> The trace data for the line trace element, in hexadecimal.</p>
8	<p><b>DATA TRANSLATION/EXCEPTION STATUS</b> This is the EBCDIC equivalent of the hexadecimal trace data.</p>

For more information about gathering data for the CSP data trace, ESS line data trace, frame-relay physical data trace, frame-relay physical with BNN HPR data trace, and X.25 data trace, see [Chapter 2, “Gathering host-collected trace data,”](#) on page 7.

## CSP data, line trace summary sample report

For the report shown in [Figure 34 on page 206](#), the selection parameters are LSPRT=YES (Default), INPUT=LINE, or ALL. If correlated CSP data is not present, this report is blank.

VTAM		1 ADVANCED COMMUNICATIONS FUNCTION TRACE ANALYSIS PROGRAM LINE TRACE SUMMARY (LSPRT)											PAGE: 00001			
DATE: mm:dd:yyyy																
2	PRIMARY TRACE NUMBER 0000															
3	4	5	6	7											8	
CORR	MESSAGE NUMBER	ELEMNT NUMBER	ADDR	CNTL	NR	NS	PF	CMND	TIME	TCC	IDENT	HEX	DATA TRANSLATION/ EXCEPTION STATUS			
00000002	000022	000052	C1	93			P	SNRM	79	02	PARMX	02040000 00000000 C1930894	*			
		000053									STATX	44100000 9000D3C3 00000000 00000002	*			
00000003	000001	000001	C1	73			P	NSA	79	00	PARMR	00000000 00000000 C1000000	*			
		000002									STATR	44130000 00000000 C1730000 00000003	*			
00000004	000023	000054	000004	RECEIVE-READY,				000000	RECEIVE-NOT-READY	05	PARMX	05002600 1211A104 C1000894	*			
00000008	000025	000058	C1	00	00	00		INFO	83	05	STATX	46110000 9000D3C3 00000000 00000008	*			
		000059									DATA	2D000000 00206B80 00110201 05000000	*	.....		
		000060									0025	00000000 00206B80 00110201 05000000	*	..		
00000009	000026	000061	000001	RECEIVE-READY,				000000	RECEIVE-NOT-READY	05	PARMX	05002600 1211A104 C1000894	*			
00000010	000004	000007							85	03	PARMR	03000000 00000000 C1000000	*			
		000008	C1	30	01	00	P	INFO			STATR	40130000 00000000 C1300000 0000000A	*			
00000011	000005	000009							85	04	PARMR	04002600 2E120284 C1000000	*			
		000010	C1	30	01	00	P	INFO			STATR	4C140000 11120284 C1300000 0000000B	*			
		000011									DATAR	2D000000 0020EB80 00111140 40404040	*	.....		
									40404000	00070100	00000000	00	*	.....		
00000012	000027	000063	C1	22	01	01		INFO	8C	07	PARMX	07002600 0C1202E4 C1220894	*			
		000064									STATX	46110000 9000D3C3 00000000 0000000C	*			
		000065									DATA	2D000200 00216B80 000D0201	*	.....		
00000013	000028	000066	C1	24	01	02		INFO	8E	08	PARMX	08002600 0C1262E4 C1240894	*			
		000067									STATX	46110000 9000D3C3 00000000 0000000D	*			
		000068									DATA	2D000300 00226B80 000D0201	*	.....		

Figure 34. CSP data, line trace summary sample report

## ESS line data, line trace summary sample report

For the report shown in [Figure 35 on page 206](#), the selection parameter is LSPRT=YES (default).

VTAM		1 ADVANCED COMMUNICATIONS FUNCTION TRACE ANALYSIS PROGRAM LINE TRACE SUMMARY (LSPRT)										PAGE: 00001	
DATE: mm:dd:yyyy													
2 ETHERNET LINE = 005D		PRIMARY TRACE NUMBER 0000											
3 CORR	4 RECORD NUMBER	5 ELEMNT NUMBER	6 ADDR CNTL		NR	NS	PF	CMND	TIME	TCC	IDENT	7 HEX	8 DATA TRANSLATION/ EXCEPTION STATUS
00000000	000003	000007 000008 000009							CB	00	PARMX STATX DATA	00002200 0E10ACCC 3178317C F0F0F0F0 46510000 00000000 800FD700 00000000 FFFFFFFF FFFF0200 482C6A8E 08067CE3 C4	* * XMIT STARTED * .....@T * D
00000001	000003	000010 000011 000012							CB	01	PARMX STATX DATA	01002200 1610ADC8 3178317C F0F0F0F0 46510000 00000000 800FD700 00000001 FFFFFFFF FFFF0200 482C6A8E 00247CE3 C4	* * XMIT STARTED * .....@T * D
00000002	000002	000001 000002 000003							CB	00	PARMR STATR DARAR	00002200 1610EEC0 00000000 F0F0F0F0 4C530000 A410EFBC 00000000 00000002 0200482C 6A8E1000 5A824974 00247CE3 C4	* * EOF DAT STORD * .....!b!...@T * D
00000003	000003	000013 000014 000015							CB	02	PARMX STATX DATA	02002200 1610B188 3178317C F0F0F0F0 46510000 00000000 800FD700 00000003 10005A82 49740200 482C6A8E 006C7CE3 C4	* * XMIT STARTED * ...!b!.....%@T * D
00000004	000002	000004 000005 000006							CB	01	PARMR STATR DARAR	01002200 1610F088 00000000 F0F0F0F0 4C530000 6610F184 00000000 00000004 0200482C 6A8E1000 5A824974 006C7CE3 C4	* * EOF DAT STORD * .....!b!...%@T * D
00000005	000006	000016 000017 000018							AA	02	PARMR STATR DARAR	02002200 1610F5A4 00000000 F0F0F0F0 4C530000 9C10F6A0 00000000 00000005 0200482C 6A8E1000 5A825AD7 08007CE3 C4	* * EOF DAT STORD * .....!b!P...@T * D
00000006	000007	000022 000023 000024							AA	03	PARMX STATX DATA	03002200 0E10EEC0 3178317C F0F0F0F0 46510000 00000000 800FD700 00000006 FFFFFFFF FFFF0200 482C6A8E 08067CE3 C4	* * XMIT STARTED * .....@T * D
00000007	000007	000025 000026 000027							AA	04	PARMX STATX DATA	04002200 1610EFBC 3178317C F0F0F0F0 46510000 00000000 800FD700 00000007 FFFFFFFF FFFF0200 482C6A8E 00247CE3 C4	* * XMIT STARTED * .....@T * D
00000008	000006	000019 000020 000021							AA	03	PARMR STATR DARAR	03002200 1610F79C 00000000 F0F0F0F0 4C530000 9C10F898 00000000 00000008 0200482C 6A8E1000 5A825AD7 08067CE3 C4	* * EOF DAT STORD * .....!b!P...@T * D
00000009	000007	000028 000029 000030							AA	05	PARMX STATX DATA	05002200 0E113C84 3178317C F0F0F0F0 46510000 00000000 800FD700 00000009 10005A82 5AD70200 482C6A8E 08007CE3 C4	* * XMIT STARTED * ...!b!P.....@T * D
00000010	000008	000031 000032 000033							D2	04	PARMR STATR DARAR	04002200 161120F4 00000000 F0F0F0F0 4C530000 951121F0 00000000 0000000A 0200482C 6A8E1000 5A825AD7 08007CE3 C4	* * EOF DAT STORD * .....!b!P...@T * D

Figure 35. ESS line data, line trace summary sample report

## Frame-relay physical data, line trace summary sample report

For the report shown in Figure 36 on page 207, the selection parameter is LSPRT=YES (default).

VTAM			ADVANCED COMMUNICATIONS FUNCTION											PAGE: 00001		
DATE: mm:dd:yyyy			TRACE ANALYSIS PROGRAM													
2			1													
FRAME RELAY	LINE	= 0001	PRIMARY	TRACE NUMBER 0000												
3	4	5	6	7											8	
CORR	MESSAGE NUMBER	ELEMNT NUMBER	ADDR	CNTL	NR	NS	PF	CMND	TIME	TCC	IDENT	HEX	DATA TRANSLATION/ EXCEPTION STATUS			
00000014	000008	000026 000027 000028	0025	1404	02	0A		INFO	62	0B	PARMR STATR DATAR	0B0C0000 4C130000 08510308 2067000A 02CF0001 00000000	00174190 00174BA4 4C807081 04041404 00000052 0000000E 00000000	00000000 00000000 00000000 1C000035 00000000 00000000 00000000	* * * * * * *	  ..... ..... ..... ..... .....@TD
00000015	000009	000029 000030 000031	0025	1604	02	0B		INFO	62	0C	PARMR STATR DATAR	0C0C0000 4C130000 08510308 2079000A 02CF0001 00000000	00174E54 00174FAC 4C807081 04041604 00000052 0000000E 00000000	00000000 00000000 40C01110 1C000035 00000000 00000000 00000000	* * * * * * *	  ..... ..... ..... ..... .....@TD
00000017	000016	000059	000007	RECEIVE-READY,				000000	RECEIVE-NOT-READY			00000000	00000000	00000000	* * * * * * *	  ..... ..... .....@TD
00000026	000018	000072 000073 000074	0016	0607	03	03	P	INFO	65	08	PARMX STATX DATAX	00000000 10125D30 000004C4 4C807081 04040607 00000052 00000000	50205024 00000000 00000000 40C00000 1C0000274 00000000 00000000	* * * * * * *	  ..... ..... ..... ..... .....@TD	
			000075	0607	03	03	P	INFO			DATAX	00000000 00000000 00000000 00000000 00000000 00000000	00007CE3 C4 C4 C4 C4 C4	* * * * * *	@TD     .....@TD	
00000027	000020	000079	000013	RECEIVE-READY,				000000	RECEIVE-NOT-READY			00000000	00000000	00000000	* * * * * * *	  ..... ..... .....@TD
00000042	000034	000154 000155 000156	0028	0607	03	03	P	INFO	66	0E	PARMX STATX DATAX	0E080000 10125678 000004C4 4C807081 04040607 00000052 00000000	50205024 00000000 00000000 40C00000 1C0000274 00000000 00000000	* * * * * * *	  ..... ..... .....@TD	

Figure 36. Frame-relay physical data, line trace summary sample report

## Frame-relay physical with BNN HPR data, line trace summary sample report

SSP VxRx

DATE: mm:dd:yyyy

2

1

ADVANCED COMMUNICATIONS FUNCTION

TRACE ANALYSIS PROGRAM

LINE TRACE SUMMARY (LSRPT)

PAGE: 00001

FRAME RELAY

LINE = 0001

PRIMARY

TRACE NUMBER 0000

3

4

5

6

7

8

CORR

MESSAGE  
NUMBER

ELEMNT  
NUMBER

ADDR

CNTL

NR

NS

PF

CMND

TIME TCC IDENT

HEX

DATA TRANSLATION/  
EXCEPTION STATUS

003369

003370

BF

P

XID

STATX

DATAX

46110000 0000C4C4 00000000 00000143 \*

0C010308 4C807081 0404BF24 2CFFF000 \* ....&lt;;..a.....0.

00000047 0000082A 01000000 040000C1 \* .....A

F0F4C340 40404081 00013004 9E00B800 \* 04C ..a.....

000B0000 00000000

C10C0000 00684A34 00000000

4C130000 00684A34 00000000 00000144 \*

00010308 00759501 01010302 B3B2 \* .....

83080000 10684A34 50205024

46110000 0000C4C4 00000000 00000145 \*

00010308 007D9501 01010302 B3B3 \* .....

00000324 000282 003416

003417

003418

0000

00000325 000267 003371

003372

0000

00000326 000283 003419

000001 TIMEOUT ELEMENTS SUPPRESSED

00000327 000267 003374

72 84

PARMX

84080000 10703DBC 50205024

46110000 0000C4C4 00000000 00000147 \*

DATAX

00010308 00759501 01010302 B8B0 \* .....

00000328 000283 003421

003422

0000

00000329 000284 003550

0020

77 85

PARMX

85080000 106CD9DC 50205024

46110000 0000C4C4 00000000 00000149 \*

DATAX

00010308 4C807083 040428E0 2D000000 \* ...&lt;;..c.....

00002B00 00100088 12CE4000 20000000 \* .....h.....

00000000 00000326 F1362B03 02144612 \* .....1.....

801509D5 C5E3C14B CF107CE3 C4

\* ...NETA.A0@TD

00000330 000290 003637

000001 RECEIVE-READY,

000000 RECEIVE-NOT-READY ELEMENTS SUPPRESSED

00000331 000291 003640

7D C5

PARMR

C50C0000 006D3278 00000000

4C130000 006E95BC 00000000 0000014B \*

00010308 4C807083 0404E02A 2D000000 \* ...&lt;;..c.....

00002B00 001000AB 12CEC000 A0000000 \* .....

001E0000 00000C0E F4D5C5E3 C14BC1F8 \* .....4NETA.A8

F1D50326 F1272B02 00147CE3 C4

\* 1N...1....@TD

00000332 000285 003553

000001 RECEIVE-READY,

000000 RECEIVE-NOT-READY ELEMENTS SUPPRESSED

00000333 000286 003556

7D 87

PARMX

87080000 1070410C 50205024

46110000 0000C4C4 00000000 0000014D \*

STATX

00010308 50817085 C400C202 6EF1FF00 \* ...&.e.D.B.>1..

ATAX

80000000 00000089 4C0C0037 00000000 \* .....i.....

00000000 17058000 0603D5C5 E3C10000 \* .....NETA..

0600C1F4 F4D50000 03267CE3 C4

\* ..A44N....@TD

00000334 000287 003559

0020

87 88

PARMX

88080000 107041E0 50205024

STATX

46110000 0000C4C4 00000000 0000014E \*

DATAX

00010308 50817085 C400C202 6EF1FF00 \* ...&.e.D.B.>1..

80000000 00000089 4C0C0037 00000000 \* .....i.....

00000000 17058000 0603D5C5 E3C10000 \* .....NETA..

0600C1F4 F4D50000 03267CE3 C4

\* ..A44N....@TD

00000335 000292 003643

000002 TIMEOUT ELEMENTS SUPPRESSED

00000337 000288 003562

0020

9B 89

PARMX

89080000 10701A20 50205024

STATX

46110000 0000C4C4 00000000 00000151 \*

DATAX

00010308 50817085 C400C202 6EF1FF00 \* ...&.e.D.B.>1..

80000000 00000089 4C0C0037 00000000 \* .....i.....

00000000 17058000 0603D5C5 E3C10000 \* .....NETA..

0600C1F4 F4D50000 03267CE3 C4

\* ..A44N....@TD

003564

00000338 000294 003647

000004 TIMEOUT ELEMENTS SUPPRESSED

Figure 37. Frame-relay physical with BNN HPR data, line trace summary sample report

## X.25 data, line trace summary sample report

VTAM		1 ADVANCED COMMUNICATIONS FUNCTION																PAGE: 00001	
DATE: mm:dd:yyyy		TRACE ANALYSIS PROGRAM																	
2 LINE = 0024		LINE TRACE SUMMARY (LSPRT)																	
PRIMARY		TRACE NUMBER 0000																	
3 CORR	4 RECORD NUMBER	5 ELEMNT NUMBER	6 ADDR	CNTL	NR	NS	PF	CMND	TIME	TCC	IDENT	7 HEX	8 DATA TRANSLATION/ EXCEPTION STATUS						
00000002	000009	000009	01	53			F	DISC	D7	02	PARMX	02080000	100A7918	015308BC	*				
		000010									STATX	44100000	9000D793	00000000	00000002	*			
00000003	000008	000001							D8	00	PARMR	00080000	060A77E8	00000000		*			
		000002	01	1F			F	DM			STATR	44130000	060A77E8	011F0000	00000003	*			
00000004	000009	000011	01	3F			F	SABM	D8	03	PARMX	03080000	100A7918	013F08BC	*				
		000012									STATX	44100000	9000D793	00000000	00000004	*			
00000005	000008	000003							D8	01	PARMR	01080000	060A77E8	00000000		*			
		000004	01	73			F	UA			STATR	44130000	060A77E8	01730000	00000005	*			
00000006	000009	000013	01	00	00	00		INFO	D9	04	PARMX	04082F00	050C9180	010008BC	*				
		000014									STATX	46110000	9000D793	00000000	00000006	*			
		000015									DATAX	1000FB00	00		*	.....			
00000007	000010	000016		000001				RECEIVE-READY,	000000	RECEIVE	NOT-READY ELEMENTS SUPPRESSED								
00000008	000010	000018							B4	03	PARMR	03080000	060A77E8	00000000	*				
		000019	03	2F				SABM			STATR	44130000	060A77E8	032F0000	00000008	*			
00000009	000012	000028	03	63				UA	B4	05	PARMX	05082F00	050C9180	036308BC		*			
		000029									STATX	44100000	9000D793	00000000	00000009	*			
00000010	000012	000030	01	00	00	00		INFO	B6	06	PARMX	06082F00	050CA1E8	010008BC		*			
		000031									STATX	46110000	9000D793	00000000	0000000A	*			
		000032									DATAX	1000FB00	00		*				

Figure 38. X.25 data, line trace summary sample report



## LUNAME network address cross-reference report

The selection parameter is LUPRT.

This report associates network addresses with logical unit names.

Figure 39 on page 210 shows a sample report.

ACF/TAP supports VTAM full buffer trace data but prints a maximum of 256 bytes per record. Starting with SSP V4R8, the control parameter LONGPIU=YES can be specified, and up to 4096 bytes of VTAM full buffer trace data per PIU is printed. This could be 4096 bytes from one GTF record or 4096 bytes reassembled from multiple GTF records.

The SYSPRINT report displays the complete buffer trace data when DUMP=YES is specified. For more information, see the information about the buffer contents trace in [z/OS Communications Server: SNA Diagnosis Vol 2, FFST Dumps and the VIT](#).

Table 32 on page 209 describes the column headers and the trace data contained in this report type. To locate this information about the sample reports, reference the numbers (n) listed in this table to the corresponding numbers (n) shown in the sample report.

Table 32. LUNAME network address cross-reference report	
Reference number (n)	Report column headers and the trace data
1	The page heading contains the report name, report parameter, and the date the report was printed or displayed.
2	<b>MESSAGE NUMBER</b> The ACF/TAP-assigned message number.
3	<b>TYPE</b> Trace information displayed: <b>L</b> Line <b>B</b> Buffer or PIU <b>T</b> TG Trace <b>N</b> NTO Trace
4	<b>DIR</b> Message direction as it pertains to the host for buffer trace, and to NCP for line trace. The following values are available: <b>I</b> In <b>O</b> Out
5	<b>Form identifier (FID)</b> One of the following transmission header types: <b>2</b> FID2 <b>4</b> FID4

Table 32. LUNAME network address cross-reference report (continued)	
Reference number (n)	Report column headers and the trace data
6	<b>OSAF-OEF DSAF-DEF</b> A 4-byte subarea address followed by a 2-byte element origin address on the first line, and the destination addresses on the second line.
7	<b>LFSID/OAF DAF</b> 17-bit FID2 LFSID
8	<b>SEQNO</b> The transmission header sequence number in hexadecimal.
9	<b>PLUNAME/SLUNAME</b> The primary logical unit name (PLUNAME) appears on the first line, and the secondary logical unit name (SLUNAME) appears on the second line. For more information about PLUNAME/SLUNAME, see the BIND RU description in the <a href="#">z/OS Communications Server: SNA Network Implementation Guide</a> .
10	<b>PCID</b> The procedure correlation ID identifies the session. This item also appears if the column header appears as an index number.
11	<b>DATE</b> The date in the trace record.
12	<b>TIME</b> The time in the trace report.

## LUNAME network address cross-reference sample report

VTAM DATE: mm:dd:yyyy ADVANCED COMMUNICATIONS FUNCTION TRACE ANALYSIS PROGRAM LUNAME-NETWORK ADDRESS XREF (LUPRT) PAGE: 00001											
2 MESSAGE NUMBER	3 TYPE	4 DIR	5 FID	6 OSAF-OEF DSAF-DEF	7 LFSID / OAF DAF	8 SEQNO	9 PLUNAME SLUNAME	10 PCID	11 DATE	12 TIME	
0000068	B	0	4	0000000C 0061 00000004 0013		000E	NET1.CICS12 NET1.I04002AA	EC474925AD0E318A	06.04.1999	16.31.40.878245	
0000096	L	0	2		0 01 01	000E	NET1.CICS12 NET1.I04002AA	EC474925AD0E318A	06.04.1999	16.31.42.890604	
0000127	B	0	4	0000000C 0078 00000004 0013		000F	NET1.CICS12 NET1.I04002AA	EC474925AD0E318B	06.04.1999	16.31.46.138200	
0000128	B	0	4	0000000C 007A 00000004 0013		0010	NET1.CICS12 NET1.I04002AA	EC474925AD0E318C	06.04.1999	16.31.46.168836	
0000137	L	0	2		0 01 02	000F	NET1.CICS12 NET1.I04002AA	EC474925AD0E318B	06.04.1999	16.31.46.589638	
0000138	L	0	2		0 01 03	0010	NET1.CICS12 NET1.I04002AA	EC474925AD0E318C	06.04.1999	16.31.46.589685	
0000157	B	I	4	00000004 006B 0000000C 0062		0000	I04002AA CICS12	271F2E0F134C281D	06.04.1999	16.31.49.117787	
0000162	L	I	2		1 01 01	0000	I04002AA CICS12	271F2E0F134C281D	06.04.1999	16.31.49.303153	
0000170	L	I	2		1 01 02	0000	I04002AA CICS12	271F2E0F134C281E	06.04.1999	16.31.49.303248	
0000174	B	I	4	00000004 006C 0000000C 0062		0000	I04002AA CICS12	271F2E0F134C281E	06.04.1999	16.31.49.592254	

Figure 39. LUNAME network address cross-reference sample report

## Network data traffic report

The selection parameter is DTPRT.

Figure 40 on page 211 shows a sample report.

This report is a hexadecimal and character format printout of the request and response units that have data associated with them. ACF/TAP formats only the data that remains following the analysis of the transmission header, request header, and request and response unit command bytes, and a summary of any network commands.

ACF/TAP supports VTAM full buffer trace data but prints a maximum of 256 bytes per record. Starting with SSP V4R8, the control parameter LONGPIU=YES can be specified, and up to 4096 bytes of VTAM full buffer trace data per PIU will be printed. This could be 4096 bytes from one GTF record or 4096 bytes reassembled from multiple GTF records.

The SYSPRINT report displays the complete buffer trace data when DUMP=YES is specified. For further information, see the information about the buffer contents trace in [z/OS Communications Server: SNA Diagnosis Vol 2, FFST Dumps and the VIT](#).

Table 33. Network data traffic report description	
Reference number (n)	Report column headers and the trace data
1	The page heading contains the report name, report parameter, and the date the report was printed or displayed.
2	<b>MESSAGE NUMBER</b> The ACF/TAP-assigned sequence number.
3	<b>GROUP SUMMARY</b> The source of the data.
4	<b>MESSAGE DATA</b> Data in hexadecimal format.
5	This is the EBCDIC equivalent of the hexadecimal message data.
6	<b>ENTRY SUMMARY</b> The summary of any network commands.

## VTAM full buffer trace data (LONGPIU=YES), network data traffic sample report

VTAM		1 ADVANCED COMMUNICATIONS FUNCTION TRACE ANALYSIS PROGRAM NETWORK DATA TRAFFIC (DTPRT)							PAGE: 00001	
DATE: mm:dd:yyyy										
2 RECORD/ MESSAGE	3 GROUP SUMMARY	4 M E S S A G E   D A T A							5	6 ENTRY SUMMARY
/0000002 0000001	USER DATA	*00005B03	038000					*..\$...	* INIT-OTHER	
/0000003 0000002	USER DATA	*002A0000	00000000	3B010303	B1A03040	00070000	87000000	00000000	*.....g.....*	CINIT
		*00000000	00000900	00000000	00000000	07C5C3C8	D6C1F0F1	000E0000	*.....*	
		*00000100	F0000008	00000001	F307C5C3	C8D6C1F0	F2000008	E2C9D4D3	*.....*	
		*D6C7D6D5	000E01C0	6D000000	80000000	00000000	000D44C9	D5E3C5D9	*.....*	
		*C1C3E340	40404040	40404033	00011800	00000100	02010001	01010202	*.....*	
		*00020102	02030003	01030204	00040104	02050005	01050206	00060106	*.....*	
		*02070007	01070215	14000000	0100C300	00000201	22D5C5E3	C1404040	*.....*	
		*400E00F3	D5C5E3C1	48C5C3C8	D6C1F0F1	0E0DF3D5	C5E3C14B	C5C3C8D6	*.....*	
		*C1F0F22C	0A010840	40404040	4040402D	0908C9D5	E3C5D9C1	C3E36012	*.....*	
		*E7F38956	9E10463D	09D5C5E3	C148C1F0	F1D52F03	0380403F	0180	*.....*	
/0000005 0000004	USER DATA	*010303B1	A0304200	87000087	00000000	00000000	00000000	000007C5	*.....g.....E*	BIND
		*C3C8D6C1	F0F10000	07C5C3C8	D6C1F0F2	6012E7F3	89569E10	463D09D5	*CHOA01...ECHOA02-.X3i.....N*	
		*C5E3C14B	C1F0F1D5	0E0DF3D5	C5E3C14B	C5C3C8D6	C1F0F12C	0A010840	*ETA.A01N..3NETA.ECHOA01....*	
		*40404040	4040402D	0908C9D5	E3C5D9C1	C3E3			*...INTERACT	
/0000006 0000005	USER DATA	*01000000	00000200	80000080	00000000	00000000	00000000	00000000	*.....*	BIND
		*00006012	E7F38956	9E10463D	09D5C5E3	C148C1F0	F1D5		*...X3i.....NETA.A01N	
/0000007 0000006	USER DATA	*01150C00	00000100	C3000000	0201221E	03000000	6012E7F3	89569E10	*.....C.....-.X3i...*	SESSST
		*463D09D5	C5E3C14B	C1F0F1D5					*...NETA.A01N	
/0000011 0000009	USER DATA	*C5C3C8D6	C1F0F140	0000D5C5	E3C14040	40400000	40D9C5C1	C4E840C6	*ECHOA01..NETA...READY F*	
		*D6D940C6	C9D9E2E3	40C9D5D7	E4E34B40	D3D6C7D6	D540C4C1	E3C1407E	*OR FIRST INPUT. LOGON DATA =*	
		*40E2C9D4	D3D6C7D6	D515					* SIMLOGON.	
/0000012 0000010	USER DATA	*000007							*...	* IPR/IPM

Figure 40. VTAM full buffer trace data (LONGPIU=YES), network data traffic sample report

# Network error report

The selection parameter is NEPRT.

Figure 41 on page 212 shows a sample report.

This report lists the error messages and a one line summary (such as incorrect commands, sense codes, or BIND failures) of error conditions that have occurred in the network. See Figure 1 on page 4 to see the trace data that can be produced on each report.

ACF/TAP supports VTAM full buffer trace data but prints a maximum of 256 bytes per record. Starting with SSP V4R8, the control parameter LONGPIU=YES can be specified, and up to 4096 bytes of VTAM full buffer trace data per PIU are printed. This could be 4096 bytes from one GTF record or 4096 bytes reassembled from multiple GTF records.

The SYSPRINT report displays the complete buffer trace data when DUMP=YES is specified. For more information, see the information about the buffer contents trace in [z/OS Communications Server: SNA Diagnosis Vol 2, FFST Dumps and the VIT](#).

Table 34 on page 212 describes the column headers and the trace data contained in this report type. To locate this information about the sample reports, reference the numbers (n) listed in this table to the corresponding numbers (n) shown in the sample report.

Table 34. Network error report description	
Reference number (n)	Report column headers and the trace data
1	The page heading contains the report name, report parameter, and the date the report was printed or displayed.
2	<b>ERROR</b> Identification of error messages. Messages DSJ100I through DSJ199I are described in <a href="#">Appendix A, “Messages,”</a> on page 57.
3	<b>MESSAGE NUMBER</b> The ACF/TAP-assigned sequence number.
4	<b>ADDITIONAL INFORMATION</b> The sense data in hexadecimal format for message DSJ126I.
5	<b>SUMMARY</b> A single keyword that summarizes the error condition. It is self-explanatory.

## Network error report sample

VTAM		1 ADVANCED COMMUNICATIONS FUNCTION TRACE ANALYSIS PROGRAM DATE: mm:dd:yyyy					PAGE: 00001		
		NETWORK ERROR ANALYSIS (NEPRT)							
2	3			4			5		
ERROR	MESSAGE	NUMBER	E R R O R C O N D I T I O N			A D D I T I O N A L I N F O R M A T I O N		SUMMARY	
DSJ126I	MESSAGE	0000707	SENSE	DATA	FIELD	PRESENT	081E0000	SESSION REFERENCE ERROR	SENSE DATA
DSJ126I	MESSAGE	0000826	SENSE	DATA	FIELD	PRESENT	08720000	ORDERLY DEACTIVATION REFUSED	SENSE DATA
DSJ126I	MESSAGE	0003235	SENSE	DATA	FIELD	PRESENT	00050000	NO SESSION ESTABLISHED	SENSE DATA
DSJ126I	MESSAGE	0003261	SENSE	DATA	FIELD	PRESENT	08090000	MODE INCONSISTENCY	SENSE DATA
DSJ126I	MESSAGE	0003462	SENSE	DATA	FIELD	PRESENT	08390000	LU(SSCP)-LU SESSION TAKE DOW	SENSE DATA
DSJ126I	MESSAGE	0003469	SENSE	DATA	FIELD	PRESENT	08390000	LU(SSCP)-LU SESSION TAKE DOW	SENSE DATA
DSJ126I	MESSAGE	0003477	SENSE	DATA	FIELD	PRESENT	08050000	NO SESSION ESTABLISHED	SENSE DATA
DSJ126I	MESSAGE	0003491	SENSE	DATA	FIELD	PRESENT	081E0000	SESSION REFERENCE ERROR	SENSE DATA
DSJ126I	MESSAGE	0003706	SENSE	DATA	FIELD	PRESENT	08050000	NO SESSION ESTABLISHED	SENSE DATA
DSJ147I	MESSAGE	0003766	X-DOMAIN SESSION SETUP FAILURE						CDSESSSF
DSJ147I	MESSAGE	0003772	X-DOMAIN SESSION SETUP FAILURE						CDSESSSF
DSJ126I	MESSAGE	0004526	SENSE	DATA	FIELD	PRESENT	08720000	ORDERLY DEACTIVATION REFUSED	SENSE DATA

Figure 41. Network error report sample

## SNA detail reports

The selection parameter is SDPRT.

This topic contains SNA detail reports. See the following figures:

- [Figure 42 on page 215](#)
- [Figure 43 on page 215](#)
- [Figure 44 on page 216](#)
- [Figure 45 on page 216](#)
- [Figure 54 on page 228](#)
- [Figure 47 on page 217](#)
- [Figure 48 on page 218](#)
- [Figure 49 on page 219](#)
- [Figure 50 on page 220](#)

This report lists the error messages and a one line summary (such as incorrect commands, sense codes, or BIND failures) of error conditions that have occurred in the network. See [Figure 1 on page 4](#) to see the trace data that can be produced on each report.

For INPUT=BUFFER or PIU, ACF/TAP produces one group of lines for each record. For INPUT=BUFFER or PIU, if LONGPIU=YES is specified, ACF/TAP produces one group of lines for each assembled message. For NCP line trace, ACF/TAP produces one group of lines for each assembled message. Each entry group shows a complete ACF/TAP analysis of the SNA and SDLC protocols used in the message.

The number of lines on each page can vary slightly from the assigned line count when you specify LONGPIU=YES.

[Table 35 on page 213](#) describes the column headers and the trace data contained in this report type.

To locate this information about the sample reports, reference the numbers (n) listed in this table to the corresponding numbers (n) shown in the sample reports.

Table 35. SNA detail report description	
Report description	Report column headers and the trace data
1	This heading contains the report name, report parameter, and the date the report was printed or displayed.
2	<b>MESSAGE NUMBER</b> The ACF/TAP-assigned sequence number for this message.

Table 35. SNA detail report description (continued)

Report description	Report column headers and the trace data
3	<p>GROUP SUMMARY</p> <p><b>TIMESTAMP</b> (Alternate report only) Includes network addresses and network names.</p> <p><b>DATA FLOW</b> Flow of data for indicated message.</p> <p><b>ANR</b> Automatic network routing.</p> <p><b>NLP</b> Network layer packet.</p> <p><b>RH</b> Request response header</p> <p><b>RU</b> Request/response unit</p> <p><b>SDLC ADDR/CMD SDLC address/command</b> (Alternate report)</p> <p><b>TH</b> Transmission header</p> <p>Alternate report only:</p> <p><b>CV</b> Control vector.</p> <p><b>UD</b> User data</p> <p><b>CONTINUED</b> Indicates a continuation of previous data</p> <p><b>USER DATA</b> Standard report only</p>
4	<p><b>DESCRIPTIVE ANALYSIS</b> Detailed description of data listed under GROUP SUMMARY in this table.</p>
5	<p><b>ENTRY SUMMARY</b> A summary of any network commands.</p>

## Communications line adapter PIU data SNA detail sample report

For more information about the report shown in [Figure 42 on page 215](#), see [“CSS adapter trace reports” on page 168](#).

VTAM		ADVANCED COMMUNICATIONS FUNCTION TRACE ANALYSIS PROGRAM SYSTEMS NETWORK ARCHITECTURE DETAIL (SDPRT)						PAGE: 00001
DATE: mm:dd:yyyy								
2 RECORD/ MESSAGE	3 GROUP SUMMARY	4 D E S C R I P T I V E   A N A L Y S I S						5 ENTRY SUMMARY
0000130								
0000001	DATA FLOW	C1 BF						
0000145	SDLC CMND	SDLC UNNUMBERED RESPONSE	XID	- EXCHANGE IDENTIFICATION	POLL/FINAL = ON			XID
0000002	DATA FLOW	C1 BF						
0000003	SDLC CMND	SDLC UNNUMBERED RESPONSE	XID	- EXCHANGE IDENTIFICATION	POLL/FINAL = ON			XID
0000004	DATA FLOW	C1 BF						
0000005	SDLC CMND	SDLC UNNUMBERED RESPONSE	XID	- EXCHANGE IDENTIFICATION	POLL/FINAL = ON			XID
0000148	DATA FLOW	C1 BF						
0000006	SDLC CMND	SDLC UNNUMBERED RESPONSE	XID	- EXCHANGE IDENTIFICATION	POLL/FINAL = ON			XID
0000007	DATA FLOW	C1 BF						
0000008	SDLC CMND	SDLC UNNUMBERED RESPONSE	XID	- EXCHANGE IDENTIFICATION	POLL/FINAL = ON			XID
0000009	DATA FLOW	C1 BF						
0000010	SDLC CMND	SDLC UNNUMBERED RESPONSE	XID	- EXCHANGE IDENTIFICATION	POLL/FINAL = ON			XID
0000011	DATA FLOW	C1 BF						
0000012	SDLC CMND	SDLC UNNUMBERED RESPONSE	XID	- EXCHANGE IDENTIFICATION	POLL/FINAL = ON			XID

Figure 42. Communications line adapter PIU data SNA detail sample report

## Frame-relay data, SNA detail sample report

ACF/TAP treats frame-relay switching equipment (FRSE) data as non-SNA; therefore, FRSE data does not appear on the report shown in [Figure 43 on page 215](#).

VTAM		ADVANCED COMMUNICATIONS FUNCTION TRACE ANALYSIS PROGRAM SYSTEMS NETWORK ARCHITECTURE DETAIL (SDPRT)						PAGE: 00001
DATE: mm:dd:yyyy								
2 RECORD/ MESSAGE	3 GROUP SUMMARY	4 D E S C R I P T I V E   A N A L Y S I S						5 ENTRY SUMMARY
0000013								
0000010	DATA FLOW	40 00 11 11 20 00 00 0C 00 00 00 03 00 00 00 14 1C 00 00 00 00 00 00 04 00 0B 8B 80 00 01 02 0A 00 03 0F 01 D0 TIMESTAMP: 13.59.53.337525 FORMAT ID (FID): 4 * TG SWEP:OFF MIG:OFF PCI:OFF * NET PRI:OFF IERN: 01 ERN: 01 * TH 00-02 VR NUMBER (VRN): 1 * VRCWI: INC TG REORDR REQD: 0 * TP PRI: 1 TG SEQUENCE NUMBER: 000 * TH 03-04 VRCWRI: R VRRWI: 0 * SINGLY SEQUENCED DATA * VR SEQUENCE NUMBER: 00C * TH 04-06 VR PACING: NONE * ORIGIN: 00000014 0000 * SNF SEQUENCE NUMBER: 0004 * TH 06- -25 SEGMENT(MPF):ONLY * DESTINATION: 00000003 0000 * FLOW: NORMAL COUNT (DCF): 00011 * RH 00-02 RU TYPE: FM DATA FLOW +RESPONSE* RESPONSE/REQUEST: DR1 * CHAIN: ONLY ELEMENT * RU 00- RU FORMAT: FORMATTED * PACING INDICATOR: OFF * SSCP SERVICES: 02 - CONFIGURATION COMMAND: 0A - ACTIVATE LINK						ACTLINK
0000010	USER DATA	*.....						*
0000029								
0000025	DATA FLOW	00 10 BF 24 2C FF F0 00 00 00 00 40 08 00 08 3A 02 00 00 00 15 00 00 D2 E3 F3 E2 C1 F2 F1 40 81 00 01 30 04 26 00 B8 00 00 07 00 00 00 00 00 SDLC UNNUMBERED COMMAND XID - EXCHANGE IDENTIFICATION POLL/FINAL = ON						XID
0000027	DATA FLOW	00 10 BF 24 2C FF F0 00 00 00 00 40 08 00 08 3A 02 00 00 00 15 00 00 D2 E3 F3 E2 C1 F2 F1 40 81 00 01 30 04 26 00 B8 00 00 07 00 00 00 00 00 SDLC UNNUMBERED COMMAND XID - EXCHANGE IDENTIFICATION POLL/FINAL = ON						XID
0000030								
0000029	DATA FLOW	00 10 BF 24 2C FF F0 00 00 00 00 40 08 00 08 3A 02 00 00 00 15 00 00 D2 E3 F3 E2 C1 F2 F1 40 81 00 01 30 04 26 00 B8 00 00 07 00 00 00 00 00 SDLC UNNUMBERED COMMAND XID - EXCHANGE IDENTIFICATION POLL/FINAL = ON						XID
0000031								
0000031	DATA FLOW	00 10 BF 24 2C FF F0 00 00 00 00 40 08 00 08 3A 02 00 00 00 15 00 00 D2 E3 F3 E2 C1 F2 F1 40 81 00 01 30 04 26 00 B8 00 00 07 00 00 00 00 00 SDLC UNNUMBERED COMMAND XID - EXCHANGE IDENTIFICATION POLL/FINAL = ON						XID
0000033	DATA FLOW	00 10 BF 24 2C FF F0 00 00 00 00 40 08 00 08 3A 02 00 00 00 15 00 00 D2 E3 F3 E2 C1 F2 F1 40 81 00 01 30 04 26 00 B8 00 00 07 00 00 00 00 00 SDLC UNNUMBERED COMMAND XID - EXCHANGE IDENTIFICATION POLL/FINAL = ON						XID
0000032								
0000035	DATA FLOW	00 10 BF 24 2C FF F0 00 00 00 00 40 08 00 08 3A 02 00 00 00 15 00 00 D2 E3 F3 E2 C1 F2 F1 40 81 00 01 30 04 26 00 B8 00 00 07 00 00 00 00 00 SDLC UNNUMBERED COMMAND XID - EXCHANGE IDENTIFICATION POLL/FINAL = ON						XID
0000037	DATA FLOW	00 10 BF 24 2C FF F0 00 00 00 00 40 08 00 08 3A 02 00 00 00 15 00 00 D2 E3 F3 E2 C1 F2 F1 40 81 00 01 30 04 26 00 B8 00 00 07 00 00 00 00 00 SDLC UNNUMBERED COMMAND XID - EXCHANGE IDENTIFICATION POLL/FINAL = ON						XID
0000034								
0000039	DATA FLOW	00 10 BF 24 2C FF F0 00 00 00 00 40 08 00 08 3A 02 00 00 00 15 00 00 D2 E3 F3 E2 C1 F2 F1 40 81 00 01 30 04 26 00 B8 00 00 07 00 00 00 00 00 SDLC UNNUMBERED COMMAND XID - EXCHANGE IDENTIFICATION POLL/FINAL = ON						XID

Figure 43. Frame-relay data, SNA detail sample report

## Frame-relay with BNN HPR data, SNA detail sample report

VTAM		ADVANCED COMMUNICATIONS FUNCTION				PAGE: 00001	
DATE: mm:dd:yyyy		TRACE ANALYSIS PROGRAM					
		SYSTEMS NETWORK ARCHITECTURE DETAIL (SDPRT)					
2 RECORD/ MESSAGE	3 GROUP SUMMARY	4 D E S C R I P T I V E   A N A L Y S I S				5 ENTRY SUMMARY	
0000301							
0000288	DATA FLOW	00 20 C4 00 C2 02 6E F1 FF 00 80 00 00 02 00 00 00 89 4C 0C 00 37 00 00 00 00 00 00 00 17 05 80					
	SDLC CMND	00 06 03 D5 C5 E3 C1 00 00 06 00 C1 F4 F4 D5 00 00 03 26 7C					
		SDLC DATA TRANSMIT					
		TIMESTAMP: 14.24.05.091535					
	NLP 00-01	C4 00					
	ANR 02-07	C2 02 6E F1 FF 00					
0000288	USER DATA	*D.B.>1.....i<.....NETA....A44N....@TD				*	
0000289	DATA FLOW	00 20 C4 00 C2 02 6E F1 FF 00 80 00 00 02 00 00 00 89 4C 0C 00 37 00 00 00 00 00 00 00 17 05 80					
	SDLC CMND	00 06 03 D5 C5 E3 C1 00 00 06 00 C1 F4 F4 D5 00 00 03 26 7C					
		SDLC DATA TRANSMIT					
		TIMESTAMP: 14.24.05.091535					
	NLP 00-01	C4 00					
	ANR 02-07	C2 02 6E F1 FF 00					
0000289	USER DATA	*D.B.>1.....i<.....NETA....A44N....@TD				*	
0000306							
0000291	DATA FLOW	00 20 E0 2A 2D 00 00 00 00 00 2B 00 00 10 00 AB 12 CE C0 00 A0 00 00 00 00 1E 00 00 00 00 0C 0E F4					
	SDLC CMND	D5 C5 E3 C1 4B C1 F8 F1 D5 03 26 F1 27 2B 02 00 14 7C E3 C4					
		SDLC DATA RECEIVED					
		RECEIVE (021)      SEND (112)      POLL/FINAL = OFF				INFO	
		TIMESTAMP: 14.24.15.109585					
	TH 00-00	FORMAT ID (FID): 2 * SEGMENT (MPF): ONLY      * ORIGINATOR (ODAI): PRIMARY      * FLOW (EFI): EXPEDITED *					
	TH 02-05	ORIGIN (OAF): 00      DESTINATION (DAF): 00      * SEQUENCE NUMBER (SNF):0000      *					
	RH 00-02	RU TYPE: NETWORK CONTROL      REQUEST      * RESPONSE/REQUEST:      * CHAIN: ONLY ELEMENT *					
		RU FORMAT: FORMATTED      * PACING INDICATOR: OFF      *					
		BRACKET:      * CHANGE DIRECTION INDICATOR: OFF      * CODE SEL:EBCDIC *					
	RU 00-	COMMAND: RT SETUP      ROUTE SETUP GDS      CMD DATA: 00 AB 12 CE C0 00 A0 00 00 00 00 1E 00 00				Q RT SETUP	
0000291	USER DATA	*.....4NETA.A81N..1....@TD				*	
0000315							
0000306	DATA FLOW	00 20 C4 00 C2 02 6E F1 FF 00 80 00 00 02 00 00 00 89 4C 0C 00 37 00 00 00 00 00 00 00 17 05 80					
	SDLC CMND	00 06 03 D5 C5 E3 C1 00 00 06 00 C1 F4 F4 D5 00 00 03 26 7C					
		SDLC DATA TRANSMIT					
		TIMESTAMP: 14.24.18.418930					
	NLP 00-01	C4 00					
	ANR 02-07	C2 02 6E F1 FF 00					
0000306	USER DATA	*D.B.>1.....i<.....NETA....A44N....@TD				*	

Figure 44. Frame-relay with BNN HPR data, SNA detail sample report

## FMH5, SNA detail sample report

The report shown in [Figure 45 on page 216](#) shows the FMH5 format RUs.

VTAM		ADVANCED COMMUNICATIONS FUNCTION				PAGE: 00001	
DATE: mm:dd:yyyy		TRACE ANALYSIS PROGRAM					
		SYSTEMS NETWORK ARCHITECTURE DETAIL (SDPRT)					
2 RECORD/ MESSAGE	3 GROUP SUMMARY	4 D E S C R I P T I V E   A N A L Y S I S				5 ENTRY SUMMARY	
0000271	DATA FLOW	C1 91					
	SDLC CMND	SDLC SUPERVISORY RESPONSE      RECEIVE READY      RECEIVE (004) POLL/FINAL = ON				RR	
0000272	DATA FLOW	C1 31					
	SDLC CMND	SDLC SUPERVISORY RESPONSE      RECEIVE READY      RECEIVE (001) POLL/FINAL = ON				RR	
0000273	DATA FLOW	C1 91					
	SDLC CMND	SDLC SUPERVISORY RESPONSE      RECEIVE READY      RECEIVE (004) POLL/FINAL = ON				RR	
0000403							
0000274	DATA FLOW	C1 31					
	SDLC CMND	SDLC SUPERVISORY RESPONSE      RECEIVE READY      RECEIVE (001) POLL/FINAL = ON				RR	
0000275	DATA FLOW	C1 91					
	SDLC CMND	SDLC SUPERVISORY RESPONSE      RECEIVE READY      RECEIVE (004) POLL/FINAL = ON				RR	
0000276	DATA FLOW	C1 31					
	SDLC CMND	SDLC SUPERVISORY RESPONSE      RECEIVE READY      RECEIVE (001) POLL/FINAL = ON				RR	
0000277	DATA FLOW	C1 91					
	SDLC CMND	SDLC SUPERVISORY RESPONSE      RECEIVE READY      RECEIVE (004) POLL/FINAL = ON				RR	
0000404							
0000278	DATA FLOW	C1 31					
	SDLC CMND	SDLC SUPERVISORY RESPONSE      RECEIVE READY      RECEIVE (001) POLL/FINAL = ON				RR	
0000279	DATA FLOW	C1 82 2C 00 00 02 00 01 0B 91 20 0E 05 02 FF 00 03 D0 00 00 04 22 F0 F0 F1 00 0C 12 C1 00 00 00 06					
		F6 BC 40 00					
	SDLC CMND	SDLC DATA TRANSMITTED					
		RECEIVE (004)      SEND (001)      POLL/FINAL = OFF				INFO	
		TIMESTAMP: 17.27.42.865900					
	TH 00-00	FORMAT ID (FID): 2 * SEGMENT (MPF): ONLY      * ORIGINATOR (ODAI): PRIMARY      * FLOW (EFI): NORMAL *					
	TH 02-05	ORIGIN (OAF): 02      DESTINATION (DAF): 00      * SEQUENCE NUMBER (SNF):0001      *					
	RH 00-02	RU TYPE: FM DATA FLOW      REQUEST      * RESPONSE/REQUEST: DR1      ERI      * CHAIN: ONLY ELEMENT *					
		RU FORMAT: FORMATTED      * PACING INDICATOR: ON      *					
		BRACKET:      * CHANGE DIRECTION INDICATOR: ON      * CODE SEL:EBCDIC *					
	RU 00-03	FMH5 LENGTH (0E)      FMH5 TYPE(05)      FMH5 COMMAND(02FF) ATTACH					
	04-04	SECURITY INDICATOR = (0) USER ID VERIFIED      PIP(0) PIP NOT PRESENT FOLLOWING FMH5					
	05-06	FIXED LENGTH PARAMETER(03)      RESOURCE TYPE(D0) BASIC CONVERSION					
	07-08	SYNCHRONIZATION LEVEL(00) NONE					
	09-	TRANSACTION PROGRAM NAME FIELD = 22F0F0F1					

Figure 45. FMH5, SNA detail sample report

## NTO data, SNA detail sample report

The report shown in [Figure 46 on page 217](#) is a composite that shows FID0, FID1, FID2, and FID3.



VTAM		ADVANCED COMMUNICATIONS FUNCTION TRACE ANALYSIS PROGRAM SYSTEMS NETWORK ARCHITECTURE DETAIL (SDPRT)			PAGE: 00001
2 RECORD/ MESSAGE	3 GROUP SUMMARY	4 D E S C R I P T I V E   A N A L Y S I S			5 ENTRY SUMMARY
0000004	DATA FLOW	0C 00 00 06 00 12 29 84 00 0A 03 80 00 00 08 50 00 00 00 00 00 0A DF EA 00 00 00 00 00 00 00			
		00 00 00 00 00 00 TIMESTAMP: 10.26.51.084360			
TH 00-00		FORMAT ID (FID): 0 * SEGMENT (MPF): ONLY *			* FLOW (EFI): NORMAL *
TH 02-09		ORIGIN (OAF): 0012 DESTINATION (DAF): 0006 * SEQUENCE NUMBER (SNF):2984			* COUNT (DCF): 00010 *
RH 00-02		RU TYPE: FM DATA FLOW REQUEST * RESPONSE/REQUEST: DR1			* CHAIN: ONLY ELEMENT *
		RU FORMAT: UNFORMATTED * PACING INDICATOR: OFF			* *
		BRACKET: * CHANGE DIRECTION INDICATOR: OFF			* CODE SEL:EBCDIC *
RU 00-06		COMMAND: 08 CONTROL MODIFIER: 50-RESET CONDITIONAL			FLAGS: 00 80 RST COND
		FUNCTION FLAGS: 00000000 BTU FLAGS: 10000000			
		RESPONSE: 00 NORMAL PHASE: 0-BTU VALIDATION CODE: 00 INVALID BIT CONFIGURATION EXTENDED: 00			
0000003	USER DATA	LEADING GRAPHICS: NO LINE STATUS(I): 0-CONTROL MODE (F): TIME OUT			*
0000006		*.....			
0000005	DATA FLOW	0E 00 00 12 00 06 29 83 00 0A 8B 90 00 8D 05 04 50 00 BE 8C C5 C3 C8 0D EB D2 40 40 40 40 D5 C5 E3			
		C1 40 40 40 40 40 TIMESTAMP: 10.26.51.188949			
TH 00-00		FORMAT ID (FID): 0 * SEGMENT (MPF): ONLY *			* FLOW (EFI): NORMAL *
TH 02-09		ORIGIN (OAF): 0006 DESTINATION (DAF): 0012 * SEQUENCE NUMBER (SNF):2983			* COUNT (DCF): 00010 *
RH 00-02		RU TYPE: FM DATA FLOW -RESPONSE* RESPONSE/REQUEST: DR1 ERI			* CHAIN: ONLY ELEMENT *
		RU FORMAT: FORMATTED * PACING INDICATOR: OFF			* *
RU 00-06		COMMAND: 05 INVITE MODIFIER: 04-INVITE TRANSMISSION WITH DISC			FLAGS: 50 00 INV DISC
		FUNCTION FLAGS: 01010000 BTU FLAGS: 00000000			
		-----FIRST BLOCK OF MESSAGE  -----HEADER PREFIX			
		RESPONSE: BE ERROR PHASE: 1-DATA LINK I/O CODE: CMD REJ - LINE DEACT/CMD RSET EXTENDED: 8C			
0000005	USER DATA	LEADING GRAPHICS: NO LINE STATUS(I): 4-SPECIAL (F): RESET HAS OCCURED			*
0000008		*ECH..K NETA			
0000007	DATA FLOW	0E 00 00 12 00 06 29 84 00 0A 8B 80 00 8E 08 50 00 00 60 00 00 00 00 0A DF EA 00 00 00 00 00 00 00			
		00 00 00 00 00 00 TIMESTAMP: 10.26.51.190167			
TH 00-00		FORMAT ID (FID): 0 * SEGMENT (MPF): ONLY *			* FLOW (EFI): NORMAL *
TH 02-09		ORIGIN (OAF): 0006 DESTINATION (DAF): 0012 * SEQUENCE NUMBER (SNF):2984			* COUNT (DCF): 00010 *

Figure 46. NTO data, SNA detail sample report

## SDLC with BNN HPR data, SNA detail sample report

VTAM		ADVANCED COMMUNICATIONS FUNCTION TRACE ANALYSIS PROGRAM SYSTEMS NETWORK ARCHITECTURE DETAIL (SDPRT)			PAGE: 00001
2 RECORD/ MESSAGE	3 GROUP SUMMARY	4 D E S C R I P T I V E   A N A L Y S I S			5 ENTRY SUMMARY
0000003	0000006 RR 0000000 RNR	ELEMENTS SUPPRESSED			
0000007	DATA FLOW	C1 22 SDLC CMND SDLC DATA RECEIVED			INFO
0000008	DATA FLOW	C1 22 2C 00 01 01 00 01 03 C4 E4 D4 D4 E8 40 C4 C1 E3 C1 40 C3 D6 D4 D4 C1 D5 C4			INFO
	SDLC CMND	SDLC DATA RECEIVED RECEIVE (001) SEND (001) POLL/FINAL = OFF			
		RECEIVE (001) SEND (001) POLL/FINAL = OFF			
		TIMESTAMP: 12.02.59.652537			
TH 00-00		FORMAT ID (FID): 2 * SEGMENT (MPF): ONLY * ORIGINATOR (ODAI): PRIMARY			* FLOW (EFI): NORMAL *
TH 02-05		ORIGIN (OAF): 01 DESTINATION (DAF): 01 * SEQUENCE NUMBER (SNF):0001			* *
RH 00-02		RU TYPE: FM DATA FLOW REQUEST * RESPONSE/REQUEST: DR1			* CHAIN: ONLY ELEMENT *
		RU FORMAT: UNFORMATTED * PACING INDICATOR: OFF			* *
		BRACKET ; BEGIN BRACKET END BRACKET * CHANGE DIRECTION INDICATOR: ON			* CODE SEL ; EBCDIC *
0000008	USER DATA	*MMY DATA COMMAND			*
0000004	0000008 RR 0000000 RNR	ELEMENTS SUPPRESSED			
0000017	DATA FLOW	C1 44 SDLC CMND SDLC DATA RECEIVED			INFO
0000005	DATA FLOW	C1 44 C2 01 C1 00 62 02 FF 00 11 11 11 11 11 11 11 11 11 11 11 11			INFO
0000018	SDLC CMND	SDLC DATA RECEIVED RECEIVE (002) SEND (002) POLL/FINAL = OFF			
		RECEIVE (002) SEND (002) POLL/FINAL = OFF			
		TIMESTAMP: 12.02.59.652603			
NLP 00-01		C2 01			
ANR 02-06		C1 00 62 02 FF			
		THIS IS A BNN ROUTING LABEL DEF = 0062 TPF = MEDIUM			
0000018	USER DATA	*B.A.....			*
0000007	RR 0000000 RNR	ELEMENTS SUPPRESSED			

Figure 47. SDLC with BNN HPR data, SNA detail sample report

# Token-ring with BNN HPR data, SNA detail sample report

VTAM		ADVANCED COMMUNICATIONS FUNCTION																PAGE: 00001
DATE: mm:dd:yyyy		TRACE ANALYSIS PROGRAM																
		SYSTEMS NETWORK ARCHITECTURE DETAIL (SDPRT)																
2 RECORD/ MESSAGE	3 GROUP SUMMARY	4 D E S C R I P T I V E   A N A L Y S I S																5 ENTRY SUMMARY
	ANR 02-06	C0 00 56 02 FF																
	THIS IS A	BNN ROUTING LABEL																
0000010	USER DATA	*B.....BNN																*
0000011	DATA FLOW	C2 01 C0 00 56 02 FF 00 01 02 03 04 05 06 07 08 09 10 11 12 C2 D5 D5																
	SDLC CMND	SDLC DATA RECEIVED																
		TIMESTAMP: 15.41.17.792787																
	NLP 00-01	C2 01																
	ANR 02-06	C0 00 56 02 FF																
	THIS IS A	BNN ROUTING LABEL																
0000011	USER DATA	*B.....BNN																*
0000009																		
0000012	DATA FLOW	00 10 04 00 C2 01 C0 00 56 02 FF 00 01 02 03 04 05 06 07 08 09 10 11 12 C2 D5 D5																
	SDLC CMND	SDLC DATA RECEIVED																
		TIMESTAMP: 15.41.17.792843																
	NLP 00-01	C2 01																
	ANR 02-06	C0 00 56 02 FF																
	THIS IS A	BNN ROUTING LABEL																
0000012	USER DATA	*B.....BNN																*
		DEF = 0056 TPF = LOW																
		RECEIVE (000) SEND (002) POLL/FINAL = OFF																INFO

Figure 48. Token-ring with BNN HPR data, SNA detail sample report

## VTAM buffer trace data (alternate), SNA detail sample report

ACF/TAP supports VTAM full buffer trace data, but prints a maximum of 256 bytes per record. Starting with SSP V4R8, the control parameter LONGPIU=YES can be specified, and up to 4096 bytes of VTAM full buffer trace data per PIU is printed. This could be 4096 bytes from one GTF record or 4096 bytes reassembled from multiple GTF records.

The SYSPRINT report shown in Figure 49 on page 219 displays the complete buffer trace data when DUMP=YES is specified. For more information, see the buffer contents information in [z/OS Communications Server: SNA Diagnosis Vol 2, FFST Dumps and the VIT](#).

VTAM		ADVANCED COMMUNICATIONS FUNCTION		PAGE: 00001	
DATE: mm:dd:yyyy		TRACE ANALYSIS PROGRAM			
		SYSTEMS NETWORK ARCHITECTURE DETAIL (SDPRT)			
2	3	4	5		
RECORD/ MESSAGE	GROUP SUMMARY	DESCRIPTIVE ANALYSIS		ENTRY SUMMARY	
0000008	VTAM/TIME: 17.27.14.312688	*** ORIG-ADDR: 0000000C 0001 (VTAM )	---	DEST-ADDR: 00000004 0030 (AV2741P )	
	DATA FLOW TH 40000002 00000000 00000004 0000000C 1D00 0030 0001 005A 000C				
	RH 6B8000				
	RU 1102010500000000 70				
	TH 00-02 FORMAT ID (FID): 4 * TG SWEP:OFF MIG:OFF PCI:OFF * NET PRI:OFF			IERN: 00 ERN: 00 *	
	TH 03-04 VR NUMBER (VRN): 0 * VRCWI: INC TG REORDR REQD: 0 * TP PRI: 2			TG SEQUENCE NUMBER: 000 *	
	TH 04-06 VRCWRI: R VRRWI: 0 * NON-SEQEND NON-SUPRSRY DATA *			VR SEQUENCE NUMBER: 000 *	
	TH 06- VR PACING: NONE * ORIGIN: 0000000C 0001 *			SNF SEQUENCE NUMBER: 005A *	
	TH -25 SEGMENT(MPF):ONLY * DESTINATION: 00000004 0030 * FLOW: EXPEDITED			COUNT (DCF): 00012 *	
	RH 00-02 RU TYPE: SESSION CONTROL REQUEST * RESPONSE/REQUEST: DR1			* CHAIN: ONLY ELEMENT *	
	RU FORMAT: FORMATTED * PACING INDICATOR: OFF			* *	
	BRACKET: * CHANGE DIRECTION INDICATOR: OFF			* CODE SEL:EBCDIC *	
	RU 00- COMMAND: ACTPU ACTIVATE PHYSICAL UNIT CMD DATA: 02 01 05 00 00 00 00 70			Q ACTPU	
0000012	VTAM/TIME: 17.27.14.501000	*** ORIG-ADDR: 00000004 0030 (AV2741P )	---	DEST-ADDR: 0000000C 0001 (VTAM )	
0000009	DATA FLOW TH 40000302 20000065 0000000C 00000004 1D00 0001 0030 005A 000D				
	RH EB8000				
	RU 1101404040404040 4040				
	TH 00-02 FORMAT ID (FID): 4 * TG SWEP:OFF MIG:OFF PCI:OFF * NET PRI:OFF			IERN: 00 ERN: 03 *	
	TH 03-04 VR NUMBER (VRN): 0 * VRCWI: INC TG REORDR REQD: 0 * TP PRI: 2			TG SEQUENCE NUMBER: 000 *	
	TH 04-06 VRCWRI: R VRRWI: 0 * SINGLY SEQUENCED DATA *			VR SEQUENCE NUMBER: 065 *	
	TH 06- VR PACING: NONE * ORIGIN: 00000004 0030 *			SNF SEQUENCE NUMBER: 005A *	
	TH -25 SEGMENT(MPF):ONLY * DESTINATION: 0000000C 0001 * FLOW: EXPEDITED			COUNT (DCF): 00013 *	
	RH 00-02 RU TYPE: SESSION CONTROL +RESPONSE* RESPONSE/REQUEST: DR1			* CHAIN: ONLY ELEMENT *	
	RU FORMAT: FORMATTED * PACING INDICATOR: OFF			* *	
	BRACKET: * CHANGE DIRECTION INDICATOR: OFF			* CODE SEL:EBCDIC *	
	RU 00- COMMAND: ACTPU ACTIVATE PHYSICAL UNIT CMD DATA: 01 40 40 40 40 40 40 40			+S ACTPU	
0000013	VTAM/TIME: 17.27.14.782493	*** ORIG-ADDR: 0000000C 0001 (VTAM )	---	DEST-ADDR: 00000004 0031 (AV2741 )	
0000010	DATA FLOW TH 40000002 00000000 00000004 0000000C 1D00 0031 0001 005B 0006				
	RH 6B8000				
	RU 0D0201				
	TH 00-02 FORMAT ID (FID): 4 * TG SWEP:OFF MIG:OFF PCI:OFF * NET PRI:OFF			IERN: 00 ERN: 00 *	
	TH 03-04 VR NUMBER (VRN): 0 * VRCWI: INC TG REORDR REQD: 0 * TP PRI: 2			TG SEQUENCE NUMBER: 000 *	
	TH 04-06 VRCWRI: R VRRWI: 0 * NON-SEQEND NON-SUPRSRY DATA *			VR SEQUENCE NUMBER: 000 *	
	TH 06- VR PACING: NONE * ORIGIN: 0000000C 0001 *			SNF SEQUENCE NUMBER: 005B *	
	TH -25 SEGMENT(MPF):ONLY * DESTINATION: 00000004 0031 * FLOW: EXPEDITED			COUNT (DCF): 00006 *	
	RH 00-02 RU TYPE: SESSION CONTROL REQUEST * RESPONSE/REQUEST: DR1			* CHAIN: ONLY ELEMENT *	
	RU FORMAT: FORMATTED * PACING INDICATOR: OFF			* *	
	BRACKET: * CHANGE DIRECTION INDICATOR: OFF			* CODE SEL:EBCDIC *	
	RU 00- COMMAND: ACTLU ACTIVATE LOGICAL UNIT CMD DATA: 02 01			Q ACTLU	
0000014	VTAM/TIME: 17.27.15.012722	*** ORIG-ADDR: 00000004 0031 (AV2741 )	---	DEST-ADDR: 0000000C 0001 (VTAM )	
0000011	DATA FLOW TH 40000302 20000066 0000000C 00000004 1D00 0001 0031 005B 0013				
	RH EB8000				
	RU 0D0101				
	CV 0085000000				
	CV 0C06030001000000				
	TH 00-02 FORMAT ID (FID): 4 * TG SWEP:OFF MIG:OFF PCI:OFF * NET PRI:OFF			IERN: 00 ERN: 03 *	
	TH 03-04 VR NUMBER (VRN): 0 * VRCWI: INC TG REORDR REQD: 0 * TP PRI: 2			TG SEQUENCE NUMBER: 000 *	
	TH 04-06 VRCWRI: R VRRWI: 0 * SINGLY SEQUENCED DATA *			VR SEQUENCE NUMBER: 066 *	
	TH 06- VR PACING: NONE * ORIGIN: 00000004 0031 *			SNF SEQUENCE NUMBER: 005B *	
	TH -25 SEGMENT(MPF):ONLY * DESTINATION: 0000000C 0001 * FLOW: EXPEDITED			COUNT (DCF): 00019 *	
	RH 00-02 RU TYPE: SESSION CONTROL +RESPONSE* RESPONSE/REQUEST: DR1			* CHAIN: ONLY ELEMENT *	
	RU FORMAT: FORMATTED * PACING INDICATOR: OFF			* *	
	BRACKET: * CHANGE DIRECTION INDICATOR: OFF			* CODE SEL:EBCDIC *	
	RU 00- COMMAND: ACTLU ACTIVATE LOGICAL UNIT CMD DATA: 01 01 00 85 00 00 00 0C 06 03 00 01 00 00			+S ACTLU	

Figure 49. VTAM buffer trace data (alternate), SNA detail sample report

## VTAM full buffer trace data (LONGPIU=YES), SNA detail sample report

VTAM		1 ADVANCED COMMUNICATIONS FUNCTION TRACE ANALYSIS PROGRAM SYSTEMS NETWORK ARCHITECTURE DETAIL (SDPRT)			PAGE: 00001
2 RECORD/ MESSAGE	3 GROUP SUMMARY	4 DESCRIPTIVE ANALYSIS			5 ENTRY SUMMARY
0000002					
0000001	DATA FLOW	40 00 00 00 00 00 00 00 00 00 00 01 00 00 00 01 1C 00 00 FD 00 01 00 07 00 0D 8B 80 00 81 06 80 00 00 5B 03 03 80 00 TIMESTAMP: 14.59.43.045760			
TH 00-02	FORMAT ID (FID):	4 * TG SWEP:OFF	MIG:OFF	PCI:OFF * NET PRI:OFF	IERN: 00 ERN: 00 *
TH 03-04	VR NUMBER (VRN):	0 * VRCWI: INC	TG REORDR REQD: 0	* TP PRI: 0	TG SEQUENCE NUMBER: 000 *
TH 04-06	VRCWRI: R VRRWI:	0 * NON-SEQUEND	NON-SUPRVSRV DATA *		VR SEQUENCE NUMBER: 000 *
TH 06-	VR PACING: NONE	* ORIGIN: 00000001	0001		SNF SEQUENCE NUMBER: 0007 *
TH -25	SEGMENT(MPF):ONLY	* DESTINATION: 00000001	00FD	* FLOW: NORMAL	COUNT (DCF): 00013 *
RH 00-02	RU TYPE: FM DATA FLOW	+RESPONSE*	RESPONSE/REQUEST: DR1	* CHAIN: ONLY ELEMENT	*
	RU FORMAT: FORMATTED		* PACING INDICATOR: OFF	*	*
RU 00-	LOGICAL SSCP SERVICES: 06 - SESSION SERVICES COMMAND: 80 - INITIATE OTHER				INIT-OTHER
0000001	USER DATA	*..\$....			*
0000003					
0000002	DATA FLOW	40 00 00 00 00 00 00 00 00 00 00 01 00 00 00 01 1C 00 00 FD 00 01 00 02 01 1C 0B 80 00 81 06 01 00 2A 00 09 00 01 F3 07 C5 C3 C8 D6 C1 F0 F2 00 00 08 E2 C9 D4 D3 D6 C7 D6 D5 00 0E 01 C0 6D 00 00 00 80 01 00 01 01 01 02 02 00 02 01 02 02 03 00 03 01 03 02 04 00 04 01 04 02 05 00 05 01 05 02 06 00 06 01 06 02 07 00 07 01 07 02 15 14 00 00 00 01 00 C3 00 00 00 02 01 22 D5 C5 E3 C1 40 40 40 40 0E 0D F3 D5 C5 E3 C1 4B C5 C3 C8 D6 C1 F0 F1 0E 0D F3 D5 C5 E3 C1 4B C5 C3 C8 D6 C1 F0 F2 2C 0A 01 08 40 40 40 40 40 40 40 40 2D 09 08 C9 D5 E3 C5 D9 C1 C3 E3 60 12 E7 F3 89 56 9E 10 46 3D 09 D5 C5 E3 C1 4B C1 F0 F1 D5 2F 03 03 80 40 3F 01 80			
TH 00-02	FORMAT ID (FID):	4 * TG SWEP:OFF	MIG:OFF	PCI:OFF * NET PRI:OFF	IERN: 00 ERN: 00 *
TH 03-04	VR NUMBER (VRN):	0 * VRCWI: INC	TG REORDR REQD: 0	* TP PRI: 0	TG SEQUENCE NUMBER: 000 *
TH 04-06	VRCWRI: R VRRWI:	0 * NON-SEQUEND	NON-SUPRVSRV DATA *		VR SEQUENCE NUMBER: 000 *
TH 06-	VR PACING: NONE	* ORIGIN: 00000001	0001		SNF SEQUENCE NUMBER: 0002 *
TH -25	SEGMENT(MPF):ONLY	* DESTINATION: 00000001	00FD	* FLOW: NORMAL	COUNT (DCF): 00284 *
RH 00-02	RU TYPE: FM DATA FLOW	REQUEST	* RESPONSE/REQUEST: DR1	* CHAIN: ONLY ELEMENT	*
	RU FORMAT: FORMATTED		* PACING INDICATOR: OFF	*	*
	BRACKET:		* CHANGE DIRECTION INDICATOR: OFF	* CODE SEL:EBCDIC	*
RU 00-	LOGICAL SSCP SERVICES: 06 - SESSION SERVICES COMMAND: 01 - CONTROL INITIATE				CINIT
0000002	USER DATA	*.....g.....*			*
		*.....*			*
		*.....*			*

Figure 50. VTAM full buffer trace data (LONGPIU=YES), SNA detail sample report

## SNA summary reports

The selection parameter is SSPRT.

This topic contains SNA summary reports. See the following figures:

- [Figure 44 on page 216](#)
- [Figure 52 on page 227](#)
- [Figure 53 on page 228](#)
- [Figure 46 on page 217](#)
- [Figure 55 on page 229](#)
- [Figure 56 on page 229](#)
- [Figure 57 on page 230](#)
- [Figure 58 on page 230](#)

ACF/TAP formats the report in a compact one-line-per-message format but still contains the essential SNA and SDLC protocol information. The information about this report is presented in a vertical format so changes in a bit setting, from transmission to transmission can be easily detected.

The report title lines identify the definition of each column; single characters or blanks identify the setting of each field.

Table 36 on page 221 describes the column headers and the trace data contained in this report type. To locate this information about the sample reports, reference the numbers (n) listed in this table to the corresponding numbers (n) shown in the sample reports.

<i>Table 36. SNA summary report description</i>	
Reference number (n)	Report column headers and the trace data
1	The page heading contains the report name, report parameter, and the date the report was printed or displayed.
2	<b>MESSAGE NUMBER</b> The ACF/TAP-assigned number for this message.
3	<b>TYPE</b> This field indicates the trace type: <b>B</b> Buffer or PIU <b>G</b> GPT <b>L</b> Line <b>N</b> NTO trace <b>T</b> TG trace
4	<b>DIRECTION</b> Direction pertains to the host for buffer trace and to NCP for line trace. <b>I</b> Inbound <b>O</b> Outbound

Table 36. SNA summary report description (continued)

Reference number (n)	Report column headers and the trace data
5	<p><b>SDLC ADDRESS</b> (TIME/SDLC: Alternate (ALT) report)</p> <p><b>TIME (Alternate report only)</b> Timestamp for the entry.</p> <p><b>SDLC ADDRESS</b> The A field of the SDLC F-A-C-BCC-F frame.</p> <p><b>CMND/RESP</b> SDLC frame type.</p> <p><b>C</b> Command</p> <p><b>R</b> Response</p> <p><b>POLL/FINAL</b> Setting of SDLC poll/final bit in the SDLC "C" (command) field.</p> <p><b>S</b> Bit is set.</p> <p><b>Blank</b> Bit is not set.</p> <p><b>RECEIVE</b> The receive count in decimal from the SDLC "C" field for information and supervisory frames</p> <p><b>SEND</b> Send count in decimal from the SDLC "C" field for information and supervisory frames.</p> <p><b>TYPE CMD</b> SDLC command type.</p> <p><b>I</b> Information frame.</p> <p><b>S</b> Supervisory frame.</p> <p><b>N</b> Nonsequenced frame.</p>

Table 36. SNA summary report description (continued)

Reference number (n)	Report column headers and the trace data
6	<p><b>TRANSMISSION HEADER</b> This header includes the following fields:</p> <p><b>FORMAT IDENTIFIER (FID)</b> Transmission header type.</p> <p><b>0</b> FIDO</p> <p><b>1</b> FID1</p> <p><b>2</b> FID2</p> <p><b>3</b> FID3</p> <p><b>4</b> FID4</p> <p><b>C</b> NLP (HPR)</p> <p><b>F/M/L/ (=ENTIRE) SEGMENT</b> Mapping indicator.</p> <p><b>F</b> First segment</p> <p><b>M</b> Middle segment</p> <p><b>L</b> Last segment</p> <p><b>Blank</b> Entire segment</p> <p><b>EXPEDITED</b></p> <p><b>E</b> Expedited</p> <p><b>Blank</b> Not expedited</p> <p><b>NETWORK NAMES (Alternate report only)</b> This is the network name associated with the network address.</p> <p><b>NETWORK ADDRESSES</b></p> <ul style="list-style-type: none"> <li>• 2-byte (FID0 and FID1) network addresses</li> <li>• 1-byte (FID2) network addresses (or 17-bit FID2 LFSID)</li> <li>• 4-byte subarea fields and the 2-byte element addresses (FID4) in the TH.</li> </ul> <p>The origin address always precedes the destination address (FID2).</p>

Table 36. SNA summary report description (continued)

Reference number (n)	Report column headers and the trace data
6 (Continued)	<p><b>SEQNO</b> Transmission header sequence number in hexadecimal.</p> <p><b>COUNT</b> Transmission header data count field converted to decimal.</p> <p><b>FROM/TO PU (FID3)</b> Local session identifier.</p> <p><b>FID3 LSID</b> SSCP/LU identifier.</p> <p><b>S</b> SSCP</p> <p><b>Blank</b> Logical unit</p> <p><b>FROM/TO SSCP (FID0):</b> PU/LU indicator</p> <p><b>P</b> Physical unit</p> <p><b>Blank</b> Logical unit</p>



Table 36. SNA summary report description (continued)

Reference number (n)	Report column headers and the trace data
7	<p><b>REQUEST HEADER</b> This header includes the following fields:</p> <p><b>REQUEST(Q)/RESPONSE(S)</b> Setting of request or response indicator in the request header of a data entry. This can be one of the following values:</p> <p><b>Q</b> Request</p> <p><b>S</b> Response</p> <p><b>+</b> Positive response</p> <p><b>-</b> Negative response</p> <p><b>SC/DFC/NC/ (=FMDATA) RU</b> Request or response unit category. This can be one of the following values:</p> <p><b>S</b> Session control</p> <p><b>D</b> Data flow control</p> <p><b>N</b> Network control</p> <p><b>Blank</b> FM data</p> <p><b>FORMATTED</b> Format indicator. This can be one of the following values:</p> <p><b>F</b> Formatted.</p> <p><b>Blank</b> Unformatted</p> <p><b>F/M/L( =ONLY) CHAIN</b> Chaining control. It can have one of the following values:</p> <p><b>F</b> First request or response unit in chain.</p> <p><b>M</b> Middle request or response unit in chain.</p> <p><b>L</b> Last request or response unit in chain.</p> <p><b>Blank</b> Only request or response unit in chain.</p>

Table 36. SNA summary report description (continued)

Reference number (n)	Report column headers and the trace data
7 (Continued)	<p><b>REQUEST/RESPONSES</b>  Response bits settings. It can have one of the following values:</p> <p><b>DR1</b>  FME bit is set.</p> <p><b>DR2</b>  RN bit is set.</p> <p><b>EXCEPTION</b>  Exception bit is set.</p> <p><b>Blank</b>  No bits are set.</p> <p><b>PACING INDICATOR</b></p> <p><b>P</b>  Bit is set.</p> <p><b>Blank</b>  Bit is not set.</p>
7 (Continued)	<p><b>BEGIN BRACKET INDICATOR</b></p> <p><b>B</b>  Bit is set.</p> <p><b>Blank</b>  Bit is not set.</p> <p><b>END BRACKET INDICATOR</b></p> <p><b>E</b>  Bit is set.</p> <p><b>C</b>  Conditional end bracket is set.</p> <p><b>Blank</b>  Neither bit is set.</p> <p><b>CHANGE DIRECTION IND (Indicator):</b></p> <p><b>S</b>  bit is not set.</p> <p><b>Blank</b>  Bit is not set.</p> <p><b>ALT CODE</b>  Code selection indicator. It can have the following values:</p> <p><b>A</b>  Bit is set.</p> <p><b>Blank</b>  Bit is not set.</p> <p><b>COMMAND</b>  The abbreviation of the network control, session control, or data flow control command or response, or the abbreviation of the FM data of an SSCP network services command or response, or the BTU command of a BSC device.</p> <p><b>SENSE</b>  The 4 bytes of sense data if the sense data bit is set in the request header.</p>

## Frame-relay data, SNA summary sample report

ACF/TAP treats frame-relay switching equipment (FRSE) data as non-SNA; therefore, FRSE data does not appear on the report shown in [Figure 51 on page 227](#).

VTAM		ADVANCED COMMUNICATIONS FUNCTION TRACE ANALYSIS PROGRAM										PAGE: 00001	
DATE: mm:dd:yyyy		SYSTEMS NETWORK ARCHITECTURE SUMMARY (SSPRT)										7	
*****SDLC*****		*****TRANSMISSION HEADER*****										*****REQUEST HEADER*****	
.....SDLC ADDRESS		.-FORMAT IDENTIFIER (FID)										.-REQUEST(Q) / RESPONSE(S)	
4 DIRECTION--		.-F/M/L/(=ENTIRE) SEGMENT **FID3**										.-PACING INDICATOR	
3 TYPE--		.-EXPEDITED										.-BEGIN BRACKET INDICATOR	
2 MESSAGE		LSID---										.-END BRACKET INDICATOR	
NUMBER		FROM/TO SSCP--										.-CHANGE DIRECTION IND	
V V V V V V V V		FROM/TO PU--										.-ALT CODE	
V V V V V V V V		SEQNO COUNT										*****RU*****	
V V V V V V V V		REQUEST/RESPONSES										COMMAND SENSE	
V V V V V V V V													
0000032	L 0 00D7 C S	U	XID										
0000033	L 0 00D7 C S	U	XID										
0000034	L 0 00D7 C S	U	XID										
0000035	L 0 00D7 C S	U	XID										
0000036	L 0 00D7 C S	U	XID										
0000037	L 0 00D7 C S	U	XID										
0000038	L 0 00D7 C S	U	UA										
0000041	L 0 00D7 C	000 000 I		4	E	00000014	0000	0000	00030		Q N F		ER OP
						00000015	0000						
0000044	L I 00D7 R S	U	XID										
0000046	L I 00D7 R S	U	XID										
0000047	L I 00D7 R S	U	XID										
0000049	L I 00D7 R S	U	SABE										
0000054	L I 00D7 R	000 000 I		4	E	00000015	0000	0000	00030		Q N F		ER OP
						00000014	0000						

Figure 51. Frame-relay data, SNA summary sample report

## Frame-relay with BNN HPR data, SNA summary sample report

VTAM		ADVANCED COMMUNICATIONS FUNCTION TRACE ANALYSIS PROGRAM										PAGE: 00001	
DATE: mm:dd:yyyy		SYSTEMS NETWORK ARCHITECTURE SUMMARY (SSPRT)										7	
*****SDLC*****		*****TRANSMISSION HEADER*****										*****REQUEST HEADER*****	
.....SDLC ADDRESS		.-FORMAT IDENTIFIER (FID)										.-REQUEST(Q) / RESPONSE(S)	
4 DIRECTION--		.-F/M/L/(=ENTIRE) SEGMENT **FID3**										.-PACING INDICATOR	
3 TYPE--		.-EXPEDITED										.-BEGIN BRACKET INDICATOR	
2 MESSAGE		LSID---										.-END BRACKET INDICATOR	
NUMBER		FROM/TO SSCP--										.-CHANGE DIRECTION IND	
V V V V V V V V		FROM/TO PU--										.-ALT CODE	
V V V V V V V V		SEQNO COUNT										*****RU*****	
V V V V V V V V		REQUEST/RESPONSES										COMMAND SENSE	
V V V V V V V V													
0000244	L 0 0020	NLP	C										
0000245	L 0 0020	NLP	C										
0000246	L 0 0020	NLP	C										
0000248	L I 0020 C	020 111 I	2	E	0 00 00	0000					Q N F		RT SETUP REPLY
0000262	L 0 0020	NLP	C										
0000263	L 0 0030 C S	U	NLP	C									
0000264	L 0 0020	NLP	C										
0000265	L 0 0020	NLP	C										
0000266	L 0 0020	NLP	C										
0000267	L 0 0030 C S	U	NLP	C									
0000284	L 0 0020 C	112 020 I	2	E	0 00 00	0000					Q N F		RT SETUP REQUEST
0000286	L 0 0020	NLP	C										
0000287	L 0 0020	NLP	C										
0000288	L 0 0020	NLP	C										
0000289	L 0 0020	NLP	C										
0000291	L I 0020 C	021 112 I	2	E	0 00 00	0000					Q N F		RT SETUP REPLY
0000306	L 0 0020	NLP	C										
* * * * *		END OF REPORT * * * * *											

Figure 52. Frame-relay with BNN HPR data, SNA summary sample report

## NCP line trace data, SNA summary sample report

VTAM		ADVANCED COMMUNICATIONS FUNCTION												PAGE: 00001			
DATE: mm:dd:yyyy		TRACE ANALYSIS PROGRAM															
5		6												7			
*****SDLC*****		*****TRANSMISSION HEADER*****												*****REQUEST HEADER*****			
-SDLC ADDRESS		-FORMAT IDENTIFIER (FID)												-REQUEST(Q) / RESPONSE(S)		-PACING INDICATOR	
-CMND/RESP		-F/M/L/(=ENTIRE)SEGMENT **FID3**												-SC/DFC/NC/(=FMDATA)RU		-BEGIN BRACKET INDICATOR	
-TYPE		-EXPEDITED												-FORMATTED		-END BRACKET INDICATOR	
-RECEIVE		-LSID---												-F/M/L(=ONLY)CHAIN		-CHANGE DIRECTION IND	
-SEND		-FROM/TO SSCP-												-F/M/L(=ONLY)CHAIN		-ALT CODE	
-TYPE		-FROM/TO PU-												-F/M/L(=ONLY)CHAIN		-*****RU*****	
-CMND		-SEQNO COUNT												-REQUEST/RESPONSES		-COMMAND SENSE	
MESSAGE		NUMBER												V V V V		V V V V	
0000001		L O 29												V V V V		V V V V	
0000002		L O 29												V V V V		V V V V	
0000003		L I 29												V V V V		V V V V	
0000004		L O 29												V V V V		V V V V	
0000005		L O 29												V V V V		V V V V	
0000006		L I 29												V V V V		V V V V	
0000007		L I 29												V V V V		V V V V	
0000008		L I 29												V V V V		V V V V	
0000009		L I 29												V V V V		V V V V	
0000010		L I 29												V V V V		V V V V	
0000011		L I 29												V V V V		V V V V	
0000012		L O 29												V V V V		V V V V	
0000013		L I 29												V V V V		V V V V	
0000014		L I 29												V V V V		V V V V	
0000015		L I 29												V V V V		V V V V	
0000016		L O 29												V V V V		V V V V	
0000017		L O 29												V V V V		V V V V	
0000018		L I 29												V V V V		V V V V	
0000019		L I 29												V V V V		V V V V	
0000020		L I 29												V V V V		V V V V	
0000021		L O 29												V V V V		V V V V	

Figure 53. NCP line trace data, SNA summary sample report

## NT0 data sample report

VTAM		ADVANCED COMMUNICATIONS FUNCTION										PAGE: 00001	
DATE: mm:dd:yyyy		TRACE ANALYSIS PROGRAM											
		SYSTEMS NETWORK ARCHITECTURE SUMMARY (SSPRT)											
*****SDLC*****		*****TRANSMISSION HEADER*****					*****REQUEST HEADER*****						
-SDLC ADDRESS		-FORMAT IDENTIFIER (FID)					-REQUEST(0) / RESPONSE(S)					-PACING INDICATOR	
-CMND/RESP		-F/M/L/(=ENTIRE)SEGMENT **FID3**					-SC/DFC/NC/(=FMDATA)RU					-BEGIN BRACKET INDICATOR	
-POLL/FINAL		-EXPEDITED					-FORMATTED					-END BRACKET INDICATOR	
-RECEIVE							-F/M/L(=ONLY)CHAIN					-CHANGE DIRECTION IND	
-SEND												-ALT CODE	
-TYPE		NETWORK ADDRESSES					REQUEST/RESPONSES					*****RU*****	
-CMND		FROM/TO SSCP										COMMAND	
		FROM/TO PU										SENSE	
		SEQNO COUNT											
4	1	0	0012	0006	2984	00010	0		DR1				RST COND
3	2	0	0006	0012	2983	00010	-S	F	DR1	EXCEPTION			INV DISC
2	3	0	0006	0012	2984	00010	+S	F	DR1				RST COND
1	4	0	0012	0006	2985	00054	0		DR1				WR/C DIS
	5	0	0006	0012	2985	00010	+S	F	DR1				WR/C DIS
	6	0	0012	0006	2987	00010	0		DR1				RST COND
	7	0	0006	0012	2986	00010	-S	F	DR1	EXCEPTION			INV DISC
	8	0	0006	0012	2987	00010	+S	F	DR1				RST COND
	9	0	0012	0006	2988	00054	0		DR1				WR/C DIS

Figure 54. NTO data sample report

Figure 55. SDLC with BNN HPR data sample report

Figure 56. TG trace data, SNA summary sample report

VTAM		ADVANCED COMMUNICATIONS FUNCTION TRACE ANALYSIS PROGRAM												PAGE: 00001	
DATE: mm:dd:yyyy		SYSTEMS NETWORK ARCHITECTURE SUMMARY (SSPRT)													
5		6												7	
*****SDLC*****		*****TRANSMISSION HEADER*****												*****REQUEST HEADER*****	
-SDLC ADDRESS		-FORMAT IDENTIFIER (FID)												-PACING INDICATOR	
-CMND/RESP		-F/M/L/( =ENTIRE)SEGMENT **FID3**												-BEGIN BRACKET INDICATOR	
-POLL/FINAL		-EXPEDITED												-END BRACKET INDICATOR	
-RECEIVE		LSID---												-CHANGE DIRECTION IND	
-SEND		FROM/TO SSCP---												-ALT CODE	
-TYPE		FROM/TO PU---												*****RU*****	
-TYPE CMND		NETWORK ADDRESSES												COMMAND SENSE	
MESSAGE NUMBER		V V V V V V V V V V V V V V												REQUEST/RESPONSES	
0000012		T 0												Q F DR1	
0000013		T 0												Q S F DR1	
0000014		T I												+S DR1	
0000015		T 0												Q S F DR1	
0000016		T 0												Q S F DR1	
0000017		T I												Q DR1	
0000018		T 0												Q F DR1	
0000019		T 0												Q S F DR1	
0000020		T I												+S DR1	
0000021		T I												Q DR1	
0000022		T I												Q S F DR1	
0000023		T I												Q S F DR1	
0000024		T 0												+S DR1	
0000025		T 0												Q DR1	
0000026		T 0												+S DR1	
0000027		T 0												Q DR1	
0000028		T 0												+S S F DR1	

## Token-ring with BNN HPR data, SNA summary sample report

VTAM										ADVANCED COMMUNICATIONS FUNCTION										TRACE ANALYSIS PROGRAM										SYSTEMS NETWORK ARCHITECTURE SUMMARY (SSPRT)										PAGE: 00001									
DATE: mm:dd:yyyy										5										6										7																			
*****SDLC ADDRESS*****										*****TRANSMISSION HEADER*****										*****REQUEST*****										*****HEADER*****																			
4										-SDLC ADDRESS										-FORMAT IDENTIFIER (FID)										-REQUEST(Q) / RESPONSE(S)										-PACING INDICATOR									
DIRECTION--										-CMND/RESP										-F/M/L/(=ENTIRE) SEGMENT										-SC/DFC/NC/(=FMDATA)RU										-BEGIN BRACKET INDICATOR									
3										-RECEIVE										-EXPEDITED										-FORMATTED										-END BRACKET INDICATOR									
TYPE--										-SEND										LSID---										-F/M/L(=ONLY) CHAIN										-CHANGE DIRECTION IND									
2										-TYPE										FROM/TO SSCP--										*****RU*****																			
MESSAGE										CMND										FROM/TO PU--										REQUEST/RESPONSES										COMMAND									
NUMBER										V V V V V V V V										V V V V V V V V										V V V V V V V V										V V V V V V V V									
0000001										B O										4										Q F DR1										ACTTRACE									
0000002										B I										00000015 0000										+S F DR1										ACTTRACE									
0000003										B O										00000015 0000 001C 00006										Q F DR1										DACTTRCE									
0000004										B I										00000001 0001 001D 00011										+S F DR1										DACTTRCE									
0000005										L I										00000015 0000																													
0000006										L I										00000001 0001																													
0000007										L O										U NLP C																													
0000008										L O										U NLP C																													
0000009										L I										U NLP C																													
0000010										L I										U NLP C																													
0000011										L O										U NLP C																													
0000012										L O										U NLP C																													
0000013										L I										U NLP C																													
0000014										L I										I NLP C																													

Figure 57. Token-ring with BNN HPR data, SNA summary sample report

## VTAM buffer data (alternate), SNA summary sample report

VTAM										ADVANCED COMMUNICATIONS FUNCTION										TRACE ANALYSIS PROGRAM										SYSTEMS NETWORK ARCHITECTURE SUMMARY (SSPRT)										PAGE: 00001									
DATE: mm:dd:yyyy										5										6										7																			
*****TIME/SDLC*****										*****TRANSMISSION HEADER*****										*****REQUEST										*****HEADER*****																			
4 DIRECTION--										-SDLC ADDRESS										-FORMAT IDENTIFIER (FID)										-REQUEST(Q)/RESPONSE(S)										-PACING INDICATOR									
3 TYPE--										-CMND/RESP										-F/M/L(=ENTIRE) SEGMENT **FID3**										-SC/DFC/NC(=FMDATA)RU										-BEGIN BRACKET INDICATOR									
2 MESSAGE										-RECEIVE										-EXPEDITED										-FORMATTED										-END BRACKET INDICATOR									
NUMBER										-SEND										-NETWORK NAMES-----LSID--										-F/M/L(=ONLY)										-CHANGE DIRECTION IND									
										-TYPE										-ADDRESSES--FROM/TO SSCP--										IN CHAIN										-ALT CODE									
										-CMND										(O=ORIG) FROM/TO PU--																				*****RU*****									
										(D=DEST) SEQ# COUNT																				REQUEST/RESPONSES										COMMAND SENSE									
0000001 B O VTAM/TIME(17.27.13.108080)										*****TIME/SDLC*****										*****TRANSMISSION HEADER*****										*****REQUEST										*****HEADER*****									
4										VTAM NA04N										Q F DR1										ACTLINK																			
0000002 B I VTAM/TIME(17.27.13.306205)										4										0-0000000C 0001 0025 00008																													
										D-00000004 0000																																							
										NA04N VTAM																																							
4										0-00000004 0000 0025 00006										+S F DR1										ACTLINK																			
0000003 B I VTAM/TIME(17.27.13.315352)										4										D-0000000C 0001																													
										NA04N VTAM																																							
4										0-00000004 0000 000C 00366										Q F DR1										RECTRD																			
0000004 B O VTAM/TIME(17.27.13.680193)										4										D-0000000C 0001																													
										VTAM NA04N																																							
4										0-0000000C 0001 0026 00008										Q F DR1										CONTACT																			
0000005 B I VTAM/TIME(17.27.13.861765)										4										D-00000004 0000																													
										NA04N VTAM																																							
4										0-00000004 0000 0026 00006										+S F DR1										CONTACT																			
0000006 B I VTAM/TIME(17.27.13.862927)										4										D-0000000C 0001																													
										NA04N VTAM																																							
4										0-00000004 0000 000D 00009										Q F DR1 DR2 EXCEPTION										CONTACTD																			
0000007 B O VTAM/TIME(17.27.14.047721)										4										D-0000000C 0001																													
										VTAM NA04N																																							
4										0-0000000C 0001 000C 00006										+S F DR1										RECTRD																			
0000008 B O VTAM/TIME(17.27.14.312688)										4										D-00000004 0000																													
										VTAM AV2741P																																							
4										E 0-0000000C 0001 005A 00012										Q S F DR1										ACTPU																			
0000009 B I VTAM/TIME(17.27.14.501000)										4										D-00000004 0030																													
										AV2741P VTAM																																							
4										E 0-00000004 0030 005A 00013										+S S F DR1										ACTPU																			
0000010 B O VTAM/TIME(17.27.14.782493)										4										D-0000000C 0001																													
										VTAM AV2741																																							
4										E 0-0000000C 0001 005B 00006										Q S F DR1										ACTLU																			
0000011 B I VTAM/TIME(17.27.15.012722)										4										D-00000004 0031																													
										AV2741 VTAM																																							
4										E 0-00000004 0031 005B 00019										+S S F DR1										ACTLU																			
0000012 B O VTAM/TIME(17.27.15.168145)										4										D-0000000C 0001																													
										VTAM AV2741																																							
4										0-0000000C 0001 0001 00027										Q DR1																													
0000013 B I VTAM/TIME(17.27.23.619675)										4										D-00000004 0031																													
										AV2741 VTAM																																							
4										0-00000004 0031 0001 00003										+S DR1																													
0000014 B I VTAM/TIME(17.27.59.195472)										4										D-0000000C 0001																													
										AV2741 VTAM																																							
4										0-00000004 0031 0001 00023										Q DR1 DR2																													
0000015 B I VTAM/TIME(17.28.01.226988)										4										D-0000000C 0001																													
										NA04N VTAM																																							
4										0-00000004 0000 000E 00014										Q F M DR1 DR2 EXCEPTION										REQCONT																			
0000016 B O VTAM/TIME(17.28.02.126397)										4										D-0000000C 0001																													
										VTAM AV2741																																							
4										0-0000000C 0001 0001 00003										+S DR1 DR2																													
										D-00000004 0031																																							

ACF/TAP supports VTAM full buffer trace data, but prints a maximum of 256 bytes per record. Starting with SSP V4R8, the control parameter LONGPIU=YES can be specified, and up to and including 4096 bytes of VTAM full buffer trace data per PIU are printed. This could be 4096 bytes from one GTF record or 4096 bytes reassembled from multiple GTF records.

The SYSPRINT report displays the complete buffer trace data when DUMP=YES is specified. For more information about the buffer contents trace, see [z/OS Communications Server: SNA Diagnosis Vol 2, FFST Dumps and the VIT](#).

## SYSPRINT reports

The SYSPRINT reports contain the following information:

- A summary of the ACF/TAP control parameters used in processing the trace file
- Operational and status messages
- Network error messages (from the network error report)

The SYSPRINT reports can optionally contain the following information:

- TIC trace data (when INPUT=LINE and TIC trace data is present)
- 3710 trace data (when INPUT=NETCTLR and 3710 trace data is present)
- A summary of each trace record on a trace file, even if ACF/TAP did not process the trace record
- A summary of records specified by:
  - INPUT=*type*
  - START=*count*
  - END=*count*
  - STIME=*hh.mm.ss*
  - ETIME=*hh.mm.ss*
  - SDATE=*mmddyyyy*
  - EDATE=*mmddyyyy*
  - NODE=*nodename*
- PIU summary (PRINT=YES)
- A hexadecimal dump of each trace record.

Table 37 on page 231 shows the result of specifying a particular SUMMARY value.

Table 37. SUMMARY values and results	
SUMMARY value	Result
EVERY	ACF/TAP summarizes every trace record in the trace file, even if it is a type that ACF/TAP does not process.
ALL	ACF/TAP summarizes all of the trace records of INPUT=type.
YES	ACF/TAP summarizes all records that it processes.

When records are selectively processed by time, date, count, or nodename, SUMMARY=ALL might produce more summary records than SUMMARY=YES. This is illustrated in [Figure 59 on page 232](#).

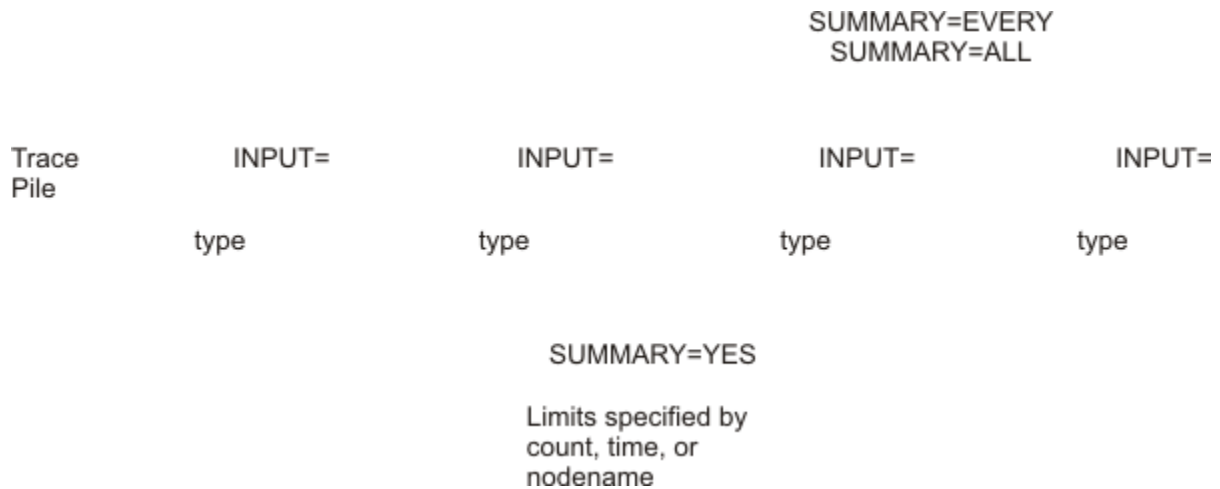


Figure 59. SUMMARY parameter illustration

Depending on the input source, the format of the summary record of each trace record is different. In all cases, ACF/TAP includes the timestamp, if present, in the trace record. ACF/TAP also includes other helpful source-dependent information, such as GTF, resource identifier (RID), format identifier (FID), and element identifier (EID).

ACF/TAP includes two sequence numbers in the trace file summary. One number is the ACF/TAP-assigned absolute sequence number, and the other number is the ACF/TAP-assigned process number (which is the same as the message number except for line trace records). For a line trace, the sequence number identifies the trace data block.

This topic contains SYSPRINT reports. See the following figures:

- [Figure 60 on page 234](#)
- [Figure 61 on page 235](#)
- [Figure 62 on page 236](#)
- [Figure 63 on page 236](#)
- [Figure 64 on page 237](#)
- [Figure 65 on page 238](#)
- [Figure 66 on page 239](#)
- [Figure 67 on page 240](#)
- [Figure 68 on page 241](#)
- [Figure 69 on page 242](#)

You can determine message sequence numbers of frames within the block data from the line trace summary report and the line trace detail report.

[Table 38 on page 232](#) describes the column headers and the trace data contained in this report type. To locate this information about the sample reports, reference the numbers (n) listed in this table to the corresponding numbers (n) shown in the sample reports.

Table 38. SYSPRINT report description	
Reference number (n)	Report column headers and the trace data
1	The page heading contains the report name, report parameter, and the date the report was printed or displayed.



Table 38. SYSPRINT report description (continued)	
Reference number (n)	Report column headers and the trace data
2	<p>Start-up messages and control parameters. For Figure 61 on page 235, the parameters in effect for the SYSPRINT were SUMMARY=YES and PRINT=YES.</p> <p>Because SUMMARY=YES was specified, records summarized were selected based on the parameters INPUT, START, END, and NODE.</p>
3	<p>Information about the trace file. See <a href="#">Appendix A, “Messages,”</a> on page 57.</p> <p>DSJ201I is an example of a GTF FID message.</p>
4	<p><b>DSJ201I Message</b></p> <p>This is the trace record description.</p>
5	<p>The contents of TH, RH, and RU. The result unless PRINT=NO is specified.</p> <p>For BSC devices, the first byte (2 characters) of the request/response unit is a pad byte. The actual request or response unit begins with the third character.</p>
6	Direction (transmit or receive).
7	<p>Hexadecimal dump of the data vector. For SDLC MOD 8 and SDLC MOD 128, the station address and control character are separated by a blank for clarity. For example:</p> <pre> MOD 8      - AA CC DDDDDDDD MOD 128    - AA CC DDDDDDDD (for unnumbered frames) MOD 128    - AA CC CC DDDDDDDD (for numbered frames) BSC/SS     - DDDDDDDD           </pre> <p>where:</p> <p><b>AA</b> Station address</p> <p><b>CC</b> Control character</p> <p><b>DD</b> Data</p>
8	The EBCDIC translation of the data vector's hexadecimal dump.
9	The line name.
10	The physical unit name of the device that is being traced.
11	The line adapter status.
12	<p><b>Element number</b></p> <p>The ACF/TAP-assigned sequence number.</p>
13	<p><b>Trace type</b></p> <p>Identification of TIC, LINE, BUFFER, or NRF trace.</p>
14	A hexadecimal dump of the trace element with EBCDIC translation to the right.

# ESS data, SYSPRINT sample report

```

                                1
VTAM                          ADVANCED COMMUNICATIONS FUNCTION
DATE: mm:dd:yyyy              TRACE ANALYSIS PROGRAM                          PAGE: 00002
DSJ002I SYSTRACE/SYS008 INPUT FILE OPENED
DSJ004I TRACE FILE PROCESSING BEGINS.....
DSJ220I TRACE FILE RECORDED BY MVS GTF
DSJ223I GTF COMPREHENSIVE TRACE RECORDING MODE      3
DSJ224I GTF TRACE RECORDS ARE TIMESTAMPED
DSJ228I GTF USR OPTION IN EFFECT
DSJ226I GTF RNIO OPTION IN EFFECT
SOURCE 001      GTS VERSION 001      RELEASE LEVEL SP4.1.0      FMID HBB4410      GRS SYSTEM  HOST6      CPUID FF17324730900000
4
DSJ201I GTF RECORD 0000002  LENG(00111) D(09.27.1991) T(09.58.27.990756) AID(FF) FID(FD) EID(EFE4)      NCP TRACE
DSJ203I VTAM TRACE 0000001  LENG(00083) D(09.27.1991) T(09.58.27.990558) LRC(00/00) L(ET31L71 )      NCP TRACE      IN      0000000
DSJ204I LINE TRACE 0000001  TYPE(89) LINE(005D) FULL DUPLEX ETHERNET      RECEIVE      TIME(FF) EP(C5) STATUS(81)      0000000
                                14
REC. 0000002 * 006F0000 FFFDA48F 56D7B34E 4202EFE4 00F87480 D5C5E3E3 C3D74040 00530000 * .?....U..P+...U.8..NETTCP .... *
* 08A00000 A48F56D7 B341E202 C5E3F3F1 D3F7F140 00000000 00000000 01038300 * .....P...S.ET31L71 .....c. *
* 5D89FFC5 81800C07 00108200 00220016 13709000 00000000 000000E2 00100100 * )i.Ea..P..b.....S.... *
* 53000000 00000000 00000000 00000000 * ..... *
DSJ201I GTF RECORD 0000004  LENG(00249) D(09.27.1991) T(09.58.53.496386) AID(FF) FID(FD) EID(EFE4)      NCP TRACE
DSJ203I VTAM TRACE 0000003  LENG(00221) D(09.27.1991) T(09.58.53.496235) LRC(00/00) L(ET31L71 )      NCP TRACE      IN      0000000
DSJ204I LINE TRACE 0000003  TYPE(89) LINE(005D) FULL DUPLEX ETHERNET      RECEIVE      TIME(FE) EP(C5) STATUS(81)      0000002
REC. 0000004 * 00F90000 FFFDA48F 56F00644 2400EFE4 00F87480 D5C5E3E3 C3D74040 00DD0000 * .9....U..0....U.8..NETTCP .... *
* 08A00000 A48F56F0 063AB600 C5E3F3F1 D3F7F140 00000000 00000000 01038300 * .....0....ET31L71 .....c. *
* 5D89FFC5 81800C07 00107501 00220016 13709000 00000000 000000E2 0010014C * )i.Ea..P.....S...< *
* 530000A4 13718C00 00000000 000003D9 002D0002 00482C6A 8E10005A 82497400 * ...u....P.....R.....!b... *
* 24AAAA03 00000008 06000608 00060400 0210005A 824974AB 01010240 007CE3C4 * .....!b.....@TD *
* D7001075 02002200 16137288 00000000 00000000 E2001001 4C530000 98137384 * P.....h.....S...<...q..d *
* 00000000 00000005 D9002D00 0200482C 6A8E1000 5A824974 003AAAAA 03000000 * .....R.....!b..... *
* 08004500 00325785 0000FF01 AD10AB01 01020A01 01017CE3 C4 * .....@TD *
DSJ201I GTF RECORD 0000005  LENG(00284) D(09.27.1991) T(09.58.53.643057) AID(FF) FID(FD) EID(EFE4)      NCP TRACE
DSJ203I VTAM TRACE 0000004  LENG(00256) D(09.27.1991) T(09.58.53.643012) LRC(00/00) L(ET31L71 )      NCP TRACE      IN      0000000
DSJ204I LINE TRACE 0000004  TYPE(89) LINE(005D) FULL DUPLEX ETHERNET      TRANSMIT TIME(FE) EP(C5) STATUS(C1)      0000008
REC. 0000005 * 011C0000 FFFDA48F 56F02A13 1301EFE4 00F87480 D5C5E3E3 C3D74040 01000000 * .....u..0....U.8..NETTCP .... *
* 08A00000 A48F56F0 2A104201 C5E3F3F1 D3F7F140 00000000 00000000 01038300 * .....0....ET31L71 .....c. *
* 5D89FFC5 C1800C07 00107500 0022000E 13B77031 78317C00 000000E2 00100146 * )i.Ea..P.....@....S... *
* 51000000 00000080 00F07000 000001E7 002D00FF FFFFFF00 FF020048 2C6A8E08 * .....P.....X..... *
* 06000108 00060400 01020048 2C6A8EAB 01010100 00000000 00A0B010 027CE3C4 * .....@TD *
* D7001075 01002200 1613886C 3178317C 00000000 E2001001 46510000 00000000 * P.....%...@....S..... *
* 800FD700 00000002 E7002D00 FFFFFFFF FFFF0200 482C6A8E 0024AAAA 03000000 * .P.....X..... *
* 08060006 08000604 00010200 482C6A8E AB010101 00007CE3 CAD70010 75020022 * .....@TDP..... *
* 0016135C E0317831 7C000000 00E20010 01465100 00000000 00800FD7 * .....@....S.....P *
DSJ201I GTF RECORD 0000006  LENG(00284) D(09.27.1991) T(09.58.53.657304) AID(FF) FID(FD) EID(EFE4)      NCP TRACE
DSJ203I VTAM TRACE 0000005  LENG(00256) D(09.27.1991) T(16.55.49.657239) LRC(00/00) L(ET31L62 )      NCP TRACE      IN      0000000
DSJ204I LINE TRACE 0000005  TYPE(0D) LINE(004B) FULL DUPLEX ETHERNET SIT      TRANSMIT TIME(AB) EP(C5) STATUS(C1)      0000000
REC. 0000006 * 011C0000 FFFDA486 ADF2E31F 2901EFE4 00F84300 D5C5E3E3 C3D74040 01000000 * .....u..2T....U.8..NETTCP .... *
* 08A00000 A486ADF2 E3120101 C5E3F3F1 D3F6F240 00000000 00000000 01038300 * .....u..2T....ET31L62 .....c. *
* 480DABC5 C18000C3 000500A5 C10FC0C3 000500A5 E22FC0C3 000500B1 CC0FC0E2 * ...EA..C...vA..C...vS..C...S *
* 00090000 53008000 000000C9 00050021 005301C3 000500A4 000F80C3 000500A4 * .....C...I.....C...u...C...u *
* 310FC0D7 00090000 00220016 108374C3 D90D0000 10837400 00221616 108374C9 * ...P.....c.CR...c...c...c.I *
* 00050021 005100C3 000500B5 000E80D7 00090000 0022000E 10D81CC3 E7090000 * .....C.....P.....Q.CX... *
* 10D81C00 00220EC3 000500B5 6F0ED0E7 002D0002 608C403E B1020048 2C6A4608 * .Q....C....?..X..... *
* 00450000 1C04D200 003B01CD 0A0A0101 01A20101 0208002F A50662C1 F82A00E2 * .....K.....s.....v..A8..S *
* 00070046 51000000 00C30005 00A47F1F D0D9002D 00020048 2C6A4602 * .....C...u"....R..... *

```

Figure 60. ESS data, SYSPRINT sample report

# Frame-relay data, SYSPRINT sample report

```

                                1
                                ADVANCED COMMUNICATIONS FUNCTION
                                TRACE ANALYSIS PROGRAM
                                PAGE: 00002

VTAM
DATE: mm:dd:yyyy
DSJ002I SYSTRACE/SYS008 INPUT FILE OPENED
DSJ004I TRACE FILE PROCESSING BEGINS.....
DSJ220I TRACE FILE RECORDED BY MVS GTF
DSJ223I GTF COMPREHENSIVE TRACE RECORDING MODE    3
DSJ224I GTF TRACE RECORDS ARE TIMESTAMPED
DSJ228I GTF USR OPTION IN EFFECT
DSJ226I GTF RNIO OPTION IN EFFECT
SOURCE 001   GTS VERSION 001   RELEASE LEVEL SP4.1.0   FMID HBB4410   GRS SYSTEM   TCPIP$T1   CPUID FF47324730900000
4
DSJ201I GTF RECORD 00000002 LENG(00284) D(12.13.1991) T(11.40.41.372163) AID(FF) FID(FD) EID(EFE4) NCP TRACE
DSJ203I VTAM TRACE 00000001 LENG(00256) D(12.13.1991) T(11.40.41.372144) LRC(00/00) L(A04F129 ) NCP TRACE IN 00000000
DSJ204I LINE TRACE 00000001 TYPE(89) LINE(0415) FULL DUPLEX FRAME RELAY RECEIVE TIME(94) EP(D4) STATUS(81) 00000000
14
REC. 00000002 * 011C0000 FFFDA4F0 3D4D70E0 3704EFE4 00F53A80 D5C5E3F1 F1F0E240 01000000 * .....u0.(.....U.5..NET110S .... *
* 08800000 A4F03D4D 70DF0F04 C1F0F4C6 F1F2F940 00000000 00000000 01038304 * .....u0.(.....A04F129 .....c. *
* 158994D4 81900C00 80000000 00240304 05000000 77D70010 58763C10 0068364A * .imMa.....P..... *
* 60000000 00000000 00E20010 01001300 80000000 00240304 05000000 78D70010 * .....S.....P..... *
* 64773C10 0068364A 00000000 00000000 00E20010 01001300 80000000 00240304 * .....S.....S..... *
* 05000000 79D70010 6C783C10 0068364A 00000000 00000000 00E20010 014C1300 * .....P.%......S..... *
* 0049364A 00240304 04000000 78D9001F 00302E40 00111020 18000300 00000100 * .....#R.....P..... *
* 0001F41D 00000100 01000000 03830100 D790106D 793C1000 6821D73C 00000000 * .....c..P.....P..... *
* 00000000 E2001001 4C130000 5D21D844 24030404 0000007C D9002B00 * .....S.....Q.....@R... *
12
00000003 LINE TRACE IN LINE(A04F129 )
SDLC 0090302E INFORMATION FRAME RECEIVE(023) SEND(024)
TH 4000111020180003000000010000001F41D000001000100000003 EXP OSAF OEF(000001F4 0001) DSAF DEF(00000001 0001)
5 RH ERN(1) VRN(1) TP PRI(0) VR SEQ(003) TG SEQ(018) SEQ(0000) COUNT(00003) PACE +RSP IPR/IPM
RU 830100 FM D700
DSJ201I GTF RECORD 00000003 LENG(00284) D(12.13.1991) T(11.40.41.372260) AID(FF) FID(FD) EID(EFE4) NCP TRACE
DSJ203I VTAM TRACE 00000002 LENG(00256) D(12.13.1991) T(11.40.41.372242) LRC(00/00) L(A04F129 ) NCP TRACE IN 00000003
DSJ204I LINE TRACE 00000002 TYPE(89) LINE(0415) FULL DUPLEX FRAME RELAY RECEIVE TIME(94) EP(D4) STATUS(81) 00000009
REC. 00000003 * 011C0000 FFFDA4F0 3D4D70E6 4604EFE4 00F53A80 D5C5E3F1 F1F0E240 01000000 * .....u0.(.W...U.5..NET110S .... *
* 08800000 A4F03D4D 70E52C04 C1F0F4C6 F1F2F940 00000000 00000000 01038304 * .....u0.(.V..A04F129 .....c. *
* 158994D4 81900C32 2E400011 10201900 04000000 01000001 F41C0000 01000100 * .imMa.....4..... *
* 0100DF8B 80008186 41300100 00C6207C E3C4D700 106D7A3C 10006821 D31C0000 * .....af.....F.@TDP...L... *
* 00000000 0000E200 10014C13 00005821 DA542403 04040000 007DD900 2B00342E * .....S.....R..... *
* 40001110 201A8005 00000001 000001F4 1C000001 00010001 006C0881 00818648 * .....4.....%a.af. *
* 1000E7F3 89567CE3 C4D70010 707B3C10 00683548 90000000 00000000 00E20010 * ..X3i.@TDP...#.....S... *
* 014C1300 004C3548 90240304 04000000 81D9001C 00363441 00111010 1B400500 * <.....aR..... *
* 00000100 0001F41D 00000000 00000000 00D70010 787C3C10 006833B9 * .....4.....P...@..... *
00000004 LINE TRACE IN LINE(A04F129 )
SDLC 0090322E INFORMATION FRAME RECEIVE(023) SEND(025)
TH 4000111020190004000000010000001F41C00000100010001000DF OSAF OEF(000001F4 0001) DSAF DEF(00000001 0001)
RH ERN(1) VRN(1) TP PRI(0) VR SEQ(004) TG SEQ(019) SEQ(0001) COUNT(00223) FMT +RSP CDINIT
RU 8B8000 FM DR1
NS(818641) 30010000C6207CE3C44040
00000005 LINE TRACE IN LINE(A04F129 )
SDLC 0090342E INFORMATION FRAME RECEIVE(023) SEND(026)
TH 40001110201A8005000000010000001F41C000001000100010006C OSAF OEF(000001F4 0001) DSAF DEF(00000001 0001)
RH ERN(1) VRN(1) TP PRI(0) VR SEQ(005) TG SEQ(01A) SEQ(0001) COUNT(00108) PACE FMT REQ CDCINIT
RU 0B8100 FM DR1
NS(81864B) 1000E7F389567CE3C4D700
00000006 LINE TRACE IN LINE(A04F129 )
SDLC 00903634 INFORMATION FRAME RECEIVE(026) SEND(027)
TH 41001110101B4005000000010000001F41D00000000000000000000 EXP OSAF OEF(000001F4 0000) DSAF DEF(00000001 0000)
RH ERN(1) VRN(1) TP PRI(0) VR SEQ(005) TG SEQ(01B) SEQ(0000) COUNT(00000)
DATA D7000081864B
```

Figure 61. Frame-relay data, SYSPRINT sample report

# IBM 3710 cluster controller, SYSPRINT sample report

```

          VTAM                                ADVANCED COMMUNICATIONS FUNCTION
        DATE: mm:dd:yyyy                      TRACE ANALYSIS PROGRAM                        PAGE: 00002

DSJ002I SYSTRACE/SYS008 INPUT FILE OPENED
DSJ004I TRACE FILE PROCESSING BEGINS.....
DSJ221I TRACE FILE RECORDED BY VS1 OR SVS GTF
DSJ223I GTF COMPREHENSIVE TRACE RECORDING MODE      3
DSJ225I GTF TRACE RECORDS ARE NOT TIMESTAMPED
DSJ229I GTF USR OPTION NEEDED FOR VTAM TRACE TYPE=LINE AND TYPE=BUF
DSJ227I GTF RNIO OPTION NEEDED FOR VTAM TRACE TYPE=RNIO
DSJ201I GTF RECORD 0000005 LENG(00547)
DSJ203I VTAM TRACE 0000001 LENG(00539) D(03.19.1991) T(14.47.20.564714) LRC(00/00) C( )
                                     AID(FF) FID(FD) EID(EFF2)           NCP TRACE
                                     14                               NETCTL TR   IN
REC. 0000005 * 02230000 FFFDEFF2 021B0000 0AA00000 97109F93 ACBEA200 40404040 40404040 * .....2.....p..l..s.
               * 00000000 00000000 010383F1 00080000 000114C3 F1D3D5C3 C8D440C3 C8C1D4C5 * .....c1.....C1LNCHM CHAME
               * D3C5D680 021469C1 51000210 28C15182 061469C1 542C0000 0000000B 80000103 * LE0...A...A.b...A....
               * 83000000 00000000 021028C1 71800214 69C15100 021028C1 71800214 69C15100 * c.....A...A...A...A...
               * 021028C1 71800214 69C15100 021028C1 71800214 69C15100 021028C1 71800214 * ..A...A...A...A...A...
               * 69C15100 021028C1 71800214 69C15100 021028C1 71800214 69C15100 021028C1 * ..A...A...A...A...A...
               * 71800214 69C15100 021028C1 71800214 69C15100 021028C1 71800214 69C15100 * ..A...A...A...A...A...
               * 021028C1 71800214 69C15100 021028C1 71800214 69C15100 021028C1 71800214 * ..A...A...A...A...A...
               * 69C15100 00000000 00000000 00000000 00000000 00000000 00000000 00000000 * .A.....
               * 00000000 00000000 00000000 00000000 00000000 00000000 00000000 00000000 * .....
               * 00000000 00000000 00000000 00000000 00000000 00000000 00000000 00000000 * .....
               * 00000000 00000000 00000000 00000000 00000000 00000000 00000000 00000000 * .....
               * 00000000 00000000 00000000 00000000 00000000 00000000 00000000 00000000 * .....
               * 00000000 00000000 00000000 00000000 00000000 00000000 00000000 00000000 * .....
               * 00000000 00000000 00000000 00000000 00000000 00000000 00000000 00000000 * .....
               * 00000000 00000000 00000000 00000000 00000000 00000000 00000000 00000000 * .....
               * C1510002 1028C171 80021469 C1510002 1028C171 80021469 C1510002 1028C171 * ..A...A...A...A...A...
               * 80021469 C1510002 1028C171 80021469 C1510002 1028C171 80021469 C1510002 * ..A...A...A...A...A...
               * 1028C1                                         * ..A

```

Figure 62. IBM 3710 cluster controller, SYSPRINT sample report

## NRF data, SYSPRINT sample report

VTAM		ADVANCED COMMUNICATIONS FUNCTION										PAGE: 00002				
DATE: mm:dd:yyyy		TRACE ANALYSIS PROGRAM														
DSJ002I	SYSTRACE/SYS008	INPUT FILE OPENED														
DSJ004I	TRACE FILE PROCESSING BEGINS.....															
DSJ220I	TRACE FILE RECORDED BY MVS GTF															
DSJ223I	GTF COMPREHENSIVE	TRACE RECORDING MODE										3				
DSJ224I	GTF	TRACE RECORDS ARE TIMESTAMPED														
DSJ228I	GTF USR OPTION IN EFFECT															
DSJ226I	GTF RNIO OPTION IN EFFECT															
4																
DSJ201I	GTF RECORD	00000004	LENG(00105)	D(02.21.1991)	T(11.02.54.694896)	AID(FF)	FID(FD)	EID(EFE4)		NCP TRACE						
DSJ203I	VTAM TRACE	00000005	LENG(00077)	D(02.21.1991)	T(11.02.54.690696)	LRC(00/00)	L(CRFLINE )	TIME(B7)		NCP TRACE	IN	00000000				
DSJ204I	LINE TRACE	00000004	TYPE(89)	LINE(509E)	NRF			TIME(B7)			STATUS(01)	00000000				
14																
REC.	00000004	*	00690000	FFFF96EE	7B0E2CDF	0460EF4	00FD5218	D5C5E3F8	F2404040	004D0000	*	.....o.#.....U.....NET82	(..			
		*	08800000	96EE780E	2D088E40	C3D9C6D3	C9D5C540	00000000	00000000	01038350	*	.....o.#...Q..CRFLINE	.....c&			
		*	9E89B7D9	01000C80	2050B2D0	01000200	0E08B000	81062900	00D70321	C200080C	*	..i.R.....&.....a.....P..B..	.....			
12																
	*	B8000000	00000F68	8C										*	.....	
00000001	NRF TRACE	LINE(CRFLINE )														
	DATA	50B2D001	00020006	08B000081	06290000	D70321C2	00080CB8	00000000	000F688C	*	&.....a.....P..B.....					
DSJ201I	GTF RECORD	00000005	LENG(00105)	D(02.21.1991)	T(11.02.54.699556)	AID(FF)	FID(FD)	EID(EFE4)		NCP TRACE						
DSJ203I	VTAM TRACE	00000004	LENG(00077)	D(02.21.1991)	T(11.02.54.697190)	LRC(00/00)	L(CRFLINE )	TIME(B7)		NCP TRACE	IN	00000001				
DSJ204I	LINE TRACE	00000005	TYPE(89)	LINE(509E)	NRF			TIME(B7)			STATUS(01)	00000000				
REC.	00000005	*	00690000	FFFF96EE	7B0E2E02	4240EFE4	00FD5218	D5C5E3F8	F2404040	004D0000	*	.....o.#.....U.....NET82	(..			
		*	08800000	96EE780E	2D6E6800	C3D9C6D3	C9D5C540	00000000	00000000	01038350	*	.....o.#...>..CRFLINE	.....c&			
		*	9E89B7D9	01000C80	20D00150	B2D00200	068B8000	81062900	00E20321	0DFFFFF	*	..i.R.....&.....a.....S.....	.....			
		*	FF00080C	B8000F68	8C										*	.....
00000002	NRF TRACE	LINE(CRFLINE )														
	DATA	D00150B2	00020006	8B8000081	06290000	E203210D	FFFFFFFFFF	00080CB8	000F688C	*	&.....a.....S.....					
DSJ201I	GTF RECORD	00000006	LENG(00105)	D(02.21.1991)	T(11.02.57.819206)	AID(FF)	FID(FD)	EID(EFE4)		NCP TRACE						
DSJ203I	VTAM TRACE	00000005	LENG(00077)	D(02.21.1991)	T(11.02.57.816220)	LRC(00/00)	L(CRFLINE )	TIME(D4)		NCP TRACE	IN	00000002				
DSJ204I	LINE TRACE	00000006	TYPE(89)	LINE(509E)	NRF			TIME(D4)			STATUS(01)	00000000				
REC.	00000006	*	00690000	FFFF96EE	7B1127A4	6260EFE4	00FD5218	D5C5E3F8	F2404040	004D0000	*	.....o.#...u...U.....NET82	(..			
		*	08800000	96EE7811	26E9C460	C3D9C6D3	C9D5C540	00000000	00000000	01038350	*	.....o.#...ZD-CRFLINE	.....c&			
		*	9E89D4D9	01000C80	2050B250	7C000100	056B0000	320F0000	00D7030F	C200080C	*	..iMR.....&1.....P..B..	.....			
		*	B8000000	00000F80	1C										*	.....
00000003	NRF TRACE	LINE(CRFLINE )														
	DATA	50B2507C	00010005	6B0000032	0F000000	D7030FC2	00080CB8	00000000	000F801C	*	&1.....P..B.....					

Figure 63. NRF data, SYSPRINT sample report

# TIC data, SYSPRINT sample report

VTAM										ADVANCED COMMUNICATIONS FUNCTION										PAGE: 00002									
DATE: mm:dd:yyyy										TRACE ANALYSIS PROGRAM																			
DSJ002I SYSTRACE/SYS008 INPUT FILE OPENED																													
DSJ004I TRACE FILE PROCESSING BEGINS.....																													
DSJ220I TRACE FILE RECORDED BY MVS GTF																													
DSJ223I GTF COMPREHENSIVE TRACE RECORDING MODE 3																													
DSJ224I GTF TRACE RECORDS ARE TIMESTAMPED																													
DSJ228I GTF USR OPTION IN EFFECT																													
DSJ226I GTF RNIO OPTION IN EFFECT																													
4																													
DSJ201I GTF RECORD 0000002 LENG(00284) D(03.21.1991) T(15.53.53.933257) AID(FF) FID(FD) EID(EFE4)										NCP TRACE																			
DSJ203I VTAM TRACE 0000001 LENG(00256) D(03.21.1991) T(15.53.53.931944) LRC(00/00) L(DNTRIP1 )										NCP TRACE										IN 0000000									
DSJ204I LINE TRACE 0000002 TYPE(89) LINE(0082)										TIC INTERNAL TRACE										TIME(FF) EP(C6) STATUS(81) 0000000									
14																													
REC. 0000002 * 011C0000 FFFD9AA9 03B1743C 9680EFE4 00FEF080 D5C5E3D5 E3D9C940 01000000 * .....z.....o..U..0.NETNTRI ....																													
* 08A00000 9AA903B1 73EAB000 C4D5E3D9 C9D7F140 00000000 00000000 01038300 * .....z.....DNTRIP1 .....c.																													
* 8289FFC6 81000000 54DB05B9 42CB0000 40D009C2 64CB0705 10CB007F BFD02B9 * bi.Fa.....B.....																													
* 42CB007F BFD05B9 42CB0C00 00CB00FF FFD060B9 42CB00FF FFD060B9 42CB00FF * .....																													
* FFD07B9 42CB060F 90CB060F 90CB060F 90CB0904 04CB00FF FFD060B9 42CB054C * .....																													
* 00FFFFDB 09B942CB 007FBFDB 02B942CB 070580CB 007FBFDB 02B942CB 007FBFDB * .....																													
* 05B942CB 0CB000CB 00FFFFDB 06B942CB 00FFFFDB 007740CB 007740CB 007FBFDB * .....																													
* 02B942CB 007FBFDB 05B942CB 0CB000CB 00FFFF00 54DB09B9 42CB0705 10CB007F * .....																													
12 13 * BFD07B9 42CB0607 40CB0607 BFD02B9 42CB007F BFD05B9 42CB0C00 * .....																													
0000001 TIC DB05B942 CB000040 DB09C264 CB070510 CB007FBF DB02B942 CB007FBF DB05B942 * .....B.....																													
CB0C0000 CB00FFFF DB06B942 CB00FFFF DB06B942 CB00FFFF DB07B942 CB060F90 * .....																													
CB060F90 CB060F90 CB090404 CB00FFFF DB0AB942 * .....																													
0000002 TIC CB00FFFF DB09B942 CB007FBF DB02B942 CB070580 CB007FBF DB02B942 CB007FBF * .....																													
DB05B942 CB0C0000 CB00FFFF DB06B942 CB00FFFF DB000740 CB070740 CB007FBF * .....																													
DB02B942 CB007FBF DB05B942 CB0C0000 CB00FFFF * .....																													
DSJ201I GTF RECORD 0000003 LENG(00284) D(03.21.1991) T(15.53.53.936038) AID(FF) FID(FD) EID(EFE4)										NCP TRACE																			
DSJ203I VTAM TRACE 0000002 LENG(00256) D(03.21.1991) T(15.53.53.934083) LRC(00/00) L(DNTRIP1 )										NCP TRACE										IN 0000002									
DSJ204I LINE TRACE 0000003 TYPE(89) LINE(0082)										TIC INTERNAL TRACE										TIME(FF) EP(C6) STATUS(81) 0000000									
REC. 0000003 * 011C0000 FFFD9AA9 03B174EA 6E00EFE4 00FEF080 D5C5E3D5 E3D9C940 01000000 * .....z.....>..U..0.NETNTRI ....																													
* 08800000 9AA903B1 74703620 C4D5E3D9 C9D7F140 00000000 00000000 01038300 * .....z.....DNTRIP1 .....c.																													
* 8289FFC6 81000000 CB00FFFF DB06B942 CB060740 CB060740 CB090404 CB00FFFF * bi.Fa.....																													
* DB06B942 CB00FFFF DB0AB942 CB00FFFF DB02B942 0054CB00 FFFFD0B9 B942CB07 * .....																													
* 0580CB00 7FBFD082 B942CB00 7FBFD085 B942CB0C 0000CB00 FFFFD0B9 06D0CB07 * .....																													
* 06D0CB00 7FBFD086 B942CB00 7FBFD082 B942CB00 7FBFD085 B942CB0C 0000CB00 * .....																													
* FFFFD086 B942CB00 FFFFD054 DB09B942 CB070510 CB007FBF DB02B942 CB007FBF * .....																													
* DB05B942 CB0C0000 CB00FFFF DB06B942 CB00FFFF DB07B942 CB0606D0 CB0606D0 * .....																													
* CB0606D0 CB090404 CB00FFFF DB0AB942 CB00FFFF DB02B942 CB00FFFF * .....																													
0000003 TIC DB09B942 CB070510 CB007FBF DB07B942 CB060740 CB007FBF DB02B942 CB007FBF * .....																													
DB05B942 CB0C0000 CB00FFFF DB06B942 CB060740 CB060740 CB090404 CB00FFFF * .....																													
DB06B942 CB00FFFF DB0AB942 CB00FFFF DB02B942 * .....																													
0000004 TIC CB00FFFF DB09B942 CB007580 CB007FBF DB02B942 CB007FBF DB05B942 CB0C0000 * .....																													
CB00FFFF DB0906D0 CB0076D0 CB007FBF DB06B942 CB007FBF DB02B942 CB007FBF * .....																													
DB05B942 CB0C0000 CB00FFFF DB06B942 CB00FFFF * .....																													
DSJ201I GTF RECORD 0000004 LENG(00284) D(03.21.1991) T(15.53.53.947047) AID(FF) FID(FD) EID(EFE4)										NCP TRACE																			
DSJ203I VTAM TRACE 0000003 LENG(00256) D(03.21.1991) T(15.53.53.938613) LRC(00/00) L(DNTRIP1 )										NCP TRACE										IN 0000004									
DSJ204I LINE TRACE 0000004 TYPE(89) LINE(0082)										TIC INTERNAL TRACE										TIME(FF) EP(C6) STATUS(81) 0000000									
REC. 0000004 * 011C0000 FFFD9AA9 03B1779A 7220EFE4 00FEF080 D5C5E3D5 E3D9C940 01000000 * .....z.....U..0.NETNTRI ....																													

## VTAM buffer trace data (alternate), SYSPRINT sample report

[illegible]

Figure 65. VTAM buffer trace data (alternate), SYSPRINT sample report

## VTAM buffer trace confidential data, SYSPRINT sample report

ADVANCED COMMUNICATIONS FUNCTION  
TRACE ANALYSIS PROGRAM

PAGE: 00002

VTAM  
DATE: mm:dd:yyyy

DSJ002I SYSTRACE/SYS008 INPUT FILE OPENED  
DSJ004I TRACE FILE PROCESSING BEGINS.....  
DSJ220I TRACE FILE RECORDED BY MVS GTF  
DSJ223I GTF COMPREHENSIVE TRACE RECORDING MODE      3  
DSJ224I GTF TRACE RECORDS ARE TIMESTAMPED  
DSJ228I GTF USR OPTION IN EFFECT  
DSJ226I GTF RNIO OPTION IN EFFECT

SOURCE 001      GTS VERSION 001      RELEASE LEVEL SP5.2.2      FMID JBB5522      GRS SYSTEM A01G550      CPUID FF07791096720000"

4  
DSJ201I GTF RECORD 00001199 LENG(00105) D(03.30.1999) T(15.08.43.234815) AID(FF) FID(FD) EID(EFEF)      VTAM BUFFER  
DSJ203I VTAM TRACE 00000001 LENG(00077) D(03.30.1999) T(15.08.43.234749) LRC(00/00)  
DSJ203I S(NETA .A01A721 ) D(NETA .TS00002 ) SEGMENT(COMplete)

12  
000001 BFFR TRACE IN      ORIGIN(A01A721 )      DESTINATION(TS00002 )      TIME(15.08.43.234749)      DATE(03.30.1999)

5 TH 40000000000000000000000002000000021C000147033A000B0003      OSAF OEF(00000002 033A) DSASF DEF(00000002 0147)  
ERN(0) VRN(0) TP PRI(0) VR SEQ(000) TG SEQ(000) SEQ(000B) COUNT(000003)

RH 838000      FM DR1      REQ  
DSJ252I RECORD 0000119 - REMAINING DATA SUPPRESSED - CONFIDENTIAL/ENCRYPTED TEXT INDICATED

DSJ201I GTF RECORD 0000200 LENG(00105) D(03.30.1999) T(15.08.43.234982) AID(FF) FID(FD) EID(EFEF)      VTAM BUFFER  
DSJ203I VTAM TRACE 00000002 LENG(00077) D(03.30.1999) T(15.08.43.234977) LRC(00/00)  
DSJ203I S(NETA .A01A721 ) D(NETA .TS00002 ) SEGMENT(COMplete)

0000002 BFFR TRACE IN      ORIGIN(A01A721 )      DESTINATION(TS00002 )      TIME(15.08.43.234977)      DATE(03.30.1999)

TH 40000000000000000000000002000000021C000147033A0004000A      OSAF OEF(00000002 033A) DSASF DEF(00000002 0147)  
ERN(0) VRN(0) TP PRI(0) VR SEQ(000) TG SEQ(000) SEQ(0004) COUNT(00010)

RH 030000      FM DR1      REQ  
DSJ252I RECORD 0000200 - REMAINING DATA SUPPRESSED - CONFIDENTIAL/ENCRYPTED TEXT INDICATED

DSJ201I GTF RECORD 0000201 LENG(00105) D(03.30.1999) T(15.08.44.576215) AID(FF) FID(FD) EID(EFEF)      VTAM BUFFER  
DSJ203I VTAM TRACE 00000003 LENG(00077) D(03.30.1999) T(15.08.44.576196) LRC(00/00)  
DSJ203I S(NETA .TS00002 ) D(NETA .A01A721 ) SEGMENT(COMplete)

0000003 BFFR TRACE OUT      ORIGIN(TS00002 )      DESTINATION(A01A721 )      TIME(15.08.44.576196)      DATE(03.30.1999)

TH 40000000000000000000000002000000021C00033A0147000C049D      OSAF OEF(00000002 0147) DSASF DEF(00000002 033A)  
ERN(0) VRN(0) TP PRI(0) VR SEQ(000) TG SEQ(000) SEQ(000C) COUNT(01181)

RH 038000      FM DR1      REQ  
DSJ252I RECORD 0000201 - REMAINING DATA SUPPRESSED - CONFIDENTIAL/ENCRYPTED TEXT INDICATED

DSJ201I GTF RECORD 0000202 LENG(00105) D(03.30.1999) T(15.08.58.504714) AID(FF) FID(FD) EID(EFEF)      VTAM BUFFER  
DSJ203I VTAM TRACE 00000004 LENG(00077) D(03.30.1999) T(15.08.58.504693) LRC(00/00)  
DSJ203I S(NETA .A01A721 ) D(NETA .TS00002 ) SEGMENT(COMplete)

0000004 BFFR TRACE IN      ORIGIN(A01A721 )      DESTINATION(TS00002 )      TIME(15.08.58.504693)      DATE(03.30.1999)

TH 40000000000000000000000002000000021C000147033A000C0003      OSAF OEF(00000002 033A) DSASF DEF(00000002 0147)  
ERN(0) VRN(0) TP PRI(0) VR SEQ(000) TG SEQ(000) SEQ(000C) COUNT(000003)

RH 838000      FM DR1      REQ  
DSJ252I RECORD 0000202 - REMAINING DATA SUPPRESSED - CONFIDENTIAL/ENCRYPTED TEXT INDICATED

Figure 66. VTAM buffer trace confidential data, SYSPRINT sample report

## VTAM buffer, SYSPRINT sample report

The SYSPRINT report shown in [Figure 67 on page 240](#) displays the complete buffer trace data when DUMP=YES is specified. For further information, see the information about the buffer contents trace in [z/OS Communications Server: SNA Diagnosis Vol 2, FFST Dumps and the VIT](#).

```

1
VTAM                                ADVANCED COMMUNICATIONS FUNCTION
DATE: mm:dd:yyyy                    TRACE ANALYSIS PROGRAM                                PAGE: 00002

DSJ002I SYSTRACE/SYS008 INPUT FILE OPENED
DSJ004I TRACE FILE PROCESSING BEGINS.....
DSJ232I GCS TRACE DATASET
DSJ223I GTF COMPREHENSIVE TRACE RECORDING MODE    3
DSJ224I GTF TRACE RECORDS ARE TIMESTAMPED
DSJ229I GTF USR OPTION NEEDED FOR VTAM TRACE TYPE=LINE AND TYPE=BUF
DSJ227I GTF RNIO OPTION NEEDED FOR VTAM TRACE TYPE=RNIO
4
DSJ201I GTF RECORD 0000002 LENG(00072) D(06.26.1991) T(17.53.26.160638) AID(FF) FID(FD) EID(EFE1) GCS VTAM
14
REC. 0000002 * 00480000 E5E3C1D4 40404040 003C0000 FFFD9957 E783E44F E000EFE1 00000000 * ....VTAM .....I.XcU|.....
* E5E3C1D4 40404040 D4E2C740 230B7DFA F3F1F5C9 000B7EEE D9C1E3C9 C5E7E3F0 * VTAM MSG ..'.315I..=.RATIEXT0
* F0F0C1D7 C940E2D4 * 00API SM
DSJ201I GTF RECORD 0000003 LENG(00072) D(06.26.1991) T(17.53.26.206962) AID(FF) FID(FD) EID(EFE1) GCS VTAM
REC. 0000003 * 00480000 E5E3C1D4 40404040 003C0000 FFFD9957 E783EF9F 2000EFE1 00000000 * ....VTAM .....I.Xc.....
* E5E3C1D4 40404040 D7D6E2E3 23A1C91E 00000000 00000000 00000000 00000000 * VTAM POST..I.....
* FFFFFFFC 8088B010 * .....h..
DSJ201I GTF RECORD 0000004 LENG(00072) D(06.26.1991) T(17.53.26.264562) AID(FF) FID(FD) EID(EFE1) GCS VTAM
REC. 0000004 * 00480000 E5E3C1D4 40404040 003C0000 FFFD9957 E783FDAF 2000EFE1 00000000 * ....VTAM .....I.Xc.....
* E5E3C1D4 40404040 E5E3C1D3 23A0FB86 0009C4D0 000000E6 00000178 00000000 * VTAM VTAL.....D....W
* 00000000 00000000 * .....
DSJ201I GTF RECORD 0000438 LENG(00082) D(06.26.1991) T(17.54.47.342759) AID(FF) FID(00) EID(8100) VTAM RNIO IN
REC. 0000438 *RA0052000001E5E3C1D4034040404026004600007.FF00995727E7D1502A00700081000000000000(0*0....VTAM .....R.XJ&...a.....
* 0000E5E3 C1D44040 40404000 00002000 00510000 00010000 00040E00 0006000E * ..VTAM .....
* 00000012 8B80000F 01035000 62180000 0024 * .....&.....
0000001 RNIO TRACE IN ORIGIN(00000004) DESTINATION(00000001) TIME(17.54.47.342759) DATE(06.26.1991)
TH 400000002000005100000001000000040E000006000E00000012 OSAF 0EF(00000004 000E) DSAF DEF(00000001 0006)
5 ERN(0) VRN(0) TP PRI(0) VR SEQ(051) TG SEQ(000) SEQ(0000) COUNT(00018)
RH 8B8000 FM DR1 FMT +RSP RD TRANS
RU 0F010350006218
DSJ201I GTF RECORD 0000467 LENG(00116) D(06.26.1991) T(17.54.51.263770) AID(FF) FID(FD) EID(EFEF) GCS VTAM
DSJ203I VTAM TRACE 0000002 LENG(00076) D(06.26.1991) T(17.54.51.245220) LRC(00/00) S(LAXRN ) D(VM ) VTAM BUFFER IN 0000001
REC. 0000467 * 00740000 E5E3C1D4 40404040 00680000 FFFD9957 E7D50D71 A000EFEF 00000000 * ....VTAM .....R.XN.....
* E5E3C1D4 40404040 004C0000 03800000 9957E7D5 08EA4000 D3C1E7D9 D5404040 * VTAM <.....I.XN...
* E5D44040 40404040 40000000 20000051 00000001 00000004 0E000006 000E0000 * VM .....&..... '$-.$-
* 00128B80 000F0103 50006218 40407D5B 60115B60 * .....&..... '$-.$-
0000002 BFFR TRACE IN ORIGIN(LAXRN ) DESTINATION(VM ) TIME(17.54.51.245220) DATE(06.26.1991)
TH 400000002000005100000001000000040E000006000E00000012 OSAF 0EF(00000004 000E) DSAF DEF(00000001 0006)
RH 8B8000 FM DR1 FMT +RSP RD TRANS
RU 0F010350006218 40407D5B60115B60
DSJ201I GTF RECORD 0000641 LENG(00296) D(06.26.1991) T(17.55.06.569734) AID(FF) FID(FD) EID(EFEF) GCS VTAM
DSJ203I VTAM TRACE 0000005 LENG(00256) D(06.26.1991) T(17.55.06.561974) LRC(00/00) S(VM ) D(LAXRN ) VTAM BUFFER OUT 0000002
REC. 0000641 * 01280000 E5E3C1D4 40404040 011C0000 FFFD9957 E7E3A640 6000EFEF 00000000 * ....VTAM .....R.XTW .....
* E5E3C1D4 40404040 01000000 03000000 9957E7E3 A45B6000 E5D44040 40404040 * VTAM .....I.XTW$.VM
* D3C1E7D9 D5404040 40000000 00000000 00000001 0C00000E 00060002 * LAXRN .....SC.$&inot;.A..),.-CPREA
* 011E0380 00060202 10000000 27F5C311 5B5F1DC1 13115D6B 1D60C3D7 40D9C5C1 * .....SC.$&inot;.A..),.-CPREA
* C4040404 E2C3C1D9 C5C45A40 401D6011 40404011 C150C595 A3859940 96958540 * D SCARED! ..-..A&En
* 968640A3 88854086 96939396 A6899587 40839694 94819584 A27A11C2 604011C3 * of the following commands:.B- .C
* F0404040 D3D6C7D6 D540A4A2 85998984 40404040 40404040 40404040 404DC5A7 * 0 LOGON userid (Ex
* 81949793 857A4040 D3D6C7D6 D540E5D4 E4E2C5D9 F15D11C5 40404040 C4C9C1D3 * ample: LOGON VMUSER1).E DIAL
* 40A4A285 99898440 40404040 40404040 40404040 404DC5A7 81949793 857A4040 * userid (Example:
* C4C9C1D3 40E5D4E4 * DIAL VMU

```

Figure 67. VTAM buffer, SYSPRINT sample report



Figure 68. VTAM network full buffer trace data. SYSPRINT sample report

Appendix B. ACF/TAP sample reports **241**

## X.25 data, SYSPRINT sample report

```

          1
VTAM                      ADVANCED COMMUNICATIONS FUNCTION
DATE: mm:dd:yyyy          TRACE ANALYSIS PROGRAM                      PAGE: 00002
DSJ002I SYSTRACE/SYS008 INPUT FILE OPENED
DSJ004I TRACE FILE PROCESSING BEGINS.....
DSJ220I TRACE FILE RECORDED BY MVS GTF
DSJ223I GTF COMPREHENSIVE TRACE RECORDING MODE
DSJ223I GTF COMPREHENSIVE TRACE RECORDING MODE      3
DSJ224I GTF TRACE RECORDS ARE TIMESTAMPED
DSJ228I GTF USR OPTION IN EFFECT
DSJ226I GTF RNIO OPTION IN EFFECT
4
DSJ201I GTF RECORD 0000008 LENG(00151) D(06.02.1991) T(07.16.37.299041) AID(FF) FID(FD) EID(EFE4) NCP TRACE
DSJ203I VTAM TRACE 0000007 LENG(00123) D(06.02.1991) T(07.16.37.287724) LRC(00/00) L(TL07) NCP TRACE IN 0000000
DSJ204I LINE TRACE 0000008 TYPE(89) LINE(0024) FULL DUPLEX X.25 PRIMARY RECEIVE TIME(FB) EP(D7) STATUS(81) 0000000
14
REC. 0000008 * 00970000 FFFD9E9B 6B9934F6 1600EFE4 00FE8DF8 D5C5E340 40404040 007B0000 * .p.....r.6...U...8NET .#..
* 08A00000 9E9B6B99 3232C200 E3D3F0F7 40404040 00000000 00000000 01038300 * .....r..B.TL07 .....c.
* 2489FB07 81000C07 0010D000 08000006 0A77E800 00000000 000000E2 00100144 * .i.Pa..P..Q.....Y.....S....
* 13000006 0A77E801 1F000000 000003D7 0010D001 08000006 0A77E800 00000000 * .....Y.....P..Q.....Y.....
* 000000E2 00100144 13000006 0A77E801 73000000 00000000 * .....S.....Y.....
14
DSJ201I GTF RECORD 0000009 LENG(00280) D(06.02.1991) T(07.16.37.311985) AID(FF) FID(FD) EID(EFE4) NCP TRACE
DSJ203I VTAM TRACE 0000008 LENG(00252) D(06.02.1991) T(07.16.37.309969) LRC(00/00) L(TL07) NCP TRACE IN 0000000
DSJ204I LINE TRACE 0000009 TYPE(89) LINE(0024) FULL DUPLEX X.25 PRIMARY TRANSMIT TIME(FB) EP(D7) STATUS(C1) 0000004
REC. 0000009 * 01180000 FFFD9E9B 6B99381F 1600EFE4 00FE8DF8 D5C5E340 40404040 00FC0000 * .....d..U...8NET ....
* 08A00000 9E9B6B99 37A11400 E3D3F0F7 40404040 00000000 00000000 01038300 * .....r..TL07 .....c.
* 2489FB07 C1000C07 0010A400 08000010 0A791808 B808BC00 000000E2 00100144 * .i.Pa..P..Q.....Y.....S....
* 01000000 00D79300 00000000 000000D7 0010A801 00000010 0A791808 B808BC00 * .....P.....P.....P.....P.....
* 000000E2 00100144 020009E9 00D79300 00000000 000001D7 0010D702 08000010 * .....S.....Pl.....Pl.....P
* 0A791801 5308BC00 000000E2 00100144 10000090 00D79300 00000000 000002D7 * .....Q.....S.....Pl.....Pl.....
* 0010D803 08000010 0A791801 3F08BC00 000000E2 00100144 10000090 00D79300 * .....P..R.....j.....S.....
* 00000000 000004D7 0010D904 082F0005 0C918001 0008BC00 000000E2 00100146 * .....Pl.....X.....
* 11000090 00D79300 00000000 000006E7 00050010 00FB0000 * .....Pl.....X.....
DSJ201I GTF RECORD 0000010 LENG(00284) D(06.02.1991) T(07.17.02.790181) AID(FF) FID(FD) EID(EFE4) NCP TRACE
DSJ203I VTAM TRACE 0000009 LENG(00256) D(06.02.1991) T(07.17.02.787157) LRC(00/00) L(TL07) NCP TRACE IN 0000000
DSJ204I LINE TRACE 0000010 TYPE(89) LINE(0024) FULL DUPLEX X.25 PRIMARY RECEIVE TIME(FA) EP(D7) STATUS(81) 0000015
REC. 0000010 * 011C0000 FFFD9E9B 6BB18462 5A00EFE4 00FE8DF8 D5C5E340 40404040 01000000 * .....d..U...8NET ....
* 08A00000 9E9B6B81 83A55800 E3D3F0F7 40404040 00000000 00000000 01038300 * .....cv..TL07 .....c.
* 2489FAD7 81000C07 0010D902 08000006 0A77E800 00000000 000000E2 00100144 * .i.Pa..P..R.....Y.....S....
* 13000006 0A77E801 21000000 000007D7 0010B403 08000006 0A77E800 00000000 * .....Y.....P.....Y.....Y.....
* 000000E2 00100144 13000006 0A77E803 2F000000 000008D7 0010B604 08000006 * .....S.....Y.....P.....P.....
* 0A77E800 00000000 000000E2 00100144 13000006 0A77E801 21000000 000000D7 * .....Y.....S.....Y.....Y.....P
* 0010B605 08300000 0CA88C00 00000000 000000E2 0010014C 13000001 0CA88C03 * .....y.....S.....Y.....Y.....
* 20000000 00000CD9 00050010 00FB0733 D70010B8 06083000 060CA01C 00000000 * .....R.....P.....Y.....Y.....
* 00000000 E2001001 4C130000 010CAA1C 03220000 0000000E D9000500 * .....S.....<.....R....
DSJ201I GTF RECORD 0000011 LENG(00076) D(06.02.1991) T(07.17.02.796830) AID(FF) FID(FD) EID(EFE4) NCP TRACE
DSJ203I VTAM TRACE 0000010 LENG(00048) D(06.02.1991) T(07.17.02.794837) LRC(00/00) L(TL07) NCP TRACE IN 0000000
DSJ204I LINE TRACE 0000011 TYPE(89) LINE(0024) FULL DUPLEX X.25 PRIMARY RECEIVE TIME(FA) EP(D7) STATUS(81) 0000026
REC. 0000011 * 004C0000 FFFD9E9B 6BB18601 E600EFE4 00FE8DF8 D5C5E340 40404040 00300000 * .....f.W...U...8NET ....
* 08800000 9E9B6B81 85855800 E3D3F0F7 40404040 00000000 00000000 01038300 * .....ee..TL07 .....c.
* 2489FAD7 81000C10 00FB0733

```

Figure 69. X.25 data, SYSPRINT sample report

## VTAM internal trace report

The selection parameter is VTPRT.

For additional information about the contents of the VTAM internal trace report, see [z/OS Communications Server: SNA Diagnosis Vol 2, FFST Dumps and the VIT](#) for the level of VTAM you are using.

Figure 70 on page 243 shows a sample report.

Table 39 on page 242 describes the column headers and the trace data contained in this report type. To locate this information about the sample reports, reference the numbers (n) listed in this table to the corresponding numbers (n) shown in the sample reports.

Table 39. VTAM internal trace report description	
Reference number (n)	Report column headers and the trace data
1	The page heading contains the report name, report parameter, and the date the report was printed or displayed. This 3-line header appears on the first page only; the following pages have the header VTAM INTERNAL TRACE REPORT.
2	This is the trace record time stamp. Its value is within the limits specified by the STIME/ETIME parameters.
3	VIT trace entry.
4	Four-character VIT record ID and EBCDIC translation of record.

VTAM		1 ADVANCED COMMUNICATIONS FUNCTION TRACE ANALYSIS PROGRAM VTAM INTERNAL TRACE REPORT (VTPRT)										PAGE: 00001									
DATE: mm:dd:yyyy																					
2		3										4									
17.53.26.160638	D4E2C740	230B7DFA	F3F1F5C9	000B7EEE	D9C1E3C9	C5E7E3F0	F0F0C1D7	C940E2D4	* MSG ..'.315I..=.RATIEXT000API SM *												
17.53.26.206962	D7D6E2E3	23A1C91E	00000000	00000000	00000000	00000000	FFFFFFF	8088B010	* POST..I.....h.. *												
17.53.26.264562	E5E3C1D3	23A0FBB6	0009C4D0	000000E6	00000178	00000000	00000000	00000000	* VTAL.....D....W..... *												
17.53.26.392772	E5E3C1D3	23A0FBB2	00025750	000000F3	0000013F	00000000	00000000	00000000	* VTAL...2...&...3..... *												
17.53.26.484867	D8E4C540	23A0FEA0	49852008	10843C98	00025750	00000000	C3C6C6C5	04849C08	* QUE .....e....d.q....&....CFFE.d.. *												
17.53.26.542012	C1C4E2D7	23852008	80000000	00843C98	80000000	00000000	00020003	00600000	* ADSP.e.....d.q.....-..... *												
17.53.26.581271	C4C9E2D7	23852008	49025750	10843C98	80025750	80000000	C3C6C6C5	04849C08	* DISP.e.....&d.q....&....CFFE.d.. *												
17.53.26.597405	D8E4C540	2300CDE8	49852008	10843C88	80025750	80000000	C3C6D9F2	0084E408	* QUE ...Y.e....d.q....&....CFR2.dU. *												
17.53.26.620022	D3D2C5E7	23A04E7C	00852008	00000000	00843CCC	00000100	00000000	00849C08	* LKEX..+@.e.....d.....d.. *												
17.53.26.634690	E4D5D3D2	23A04FD4	00852008	00000100	00843CCC	00000100	01000001	00849C08	* UNLK... M.e.....d.....dU. *												
17.53.26.649306	D7D6E2E3	2300CE10	00852008	00843C88	00000000	00000000	00843890	0084E408	* POST.....e....d.....dU. *												
17.53.26.676388	C5E7C9E3	2300CF3A	04852008	00843C98	80000000	80000000	10843C0C	00849C08	* EXIT.....e....d.q.....d..d.. *												
17.53.26.691017	C1E7C9E3	23852008	00000000	00000000	0084E408	00000000	00020003	00600000	* AXIT.e.....e....dU.....-..... *												
17.53.26.729999	E5E3C6D9	23A100BE	0009C4D0	000000E6	00000178	00000000	00000000	00000000	* VTFR.....D....W.....V..... *												
17.53.26.759199	E5E3C6D9	230218C0	000F3720	000000E5	00000164	00000000	00000000	00000000	* VTFR.....e....V.....V..... *												
17.53.26.860880	C5E7C9E3	230B75BE	04852008	00843578	80000000	80000000	108437F4	0084E808	* EXIT.....e....d.....d.4.dY. *												
17.53.26.888993	D9C5D3E2	23A04720	97852008	0084E808	008531F8	01680020	00000000	00000000	* RELS.....pe....dY..e.8..... *												
17.53.26.903724	D9C5E2D4	23852008	00000000	10843C88	80025750	80000000	00843890	0084E408	* RESM.e.....e....d.....dU. *												
17.53.26.946095	D3D2C5E7	23026C9A	00852008	00000000	00843CCC	00000100	00000000	0084E408	* LKEX..%.e.....d.....dU. *												
17.53.26.973076	E4D5D3D2	23026D08	00852008	00000100	00843CCC	00000100	01000001	0084E408	* UNLK...e.....d.....dU. *												
17.53.27.059143	E5E3C1D3	2303203E	0009AEB8	000000E6	000000B4	00000000	00000000	00000000	* VTAL.....e.....W.....V..... *												
17.53.27.106995	E5E3C6D9	23032130	0009AEB8	000000E6	000000B4	00000000	00000000	00000000	* VTFR.....e.....W.....V..... *												
17.53.27.412359	E5E3C6D9	23027A58	00025750	000000F3	0000013F	00000000	00000000	00000000	* VTFR...:....&...3.....V..... *												
17.53.27.521828	D3D2C5E7	23026C9A	00852008	00000000	00843CCC	00000100	00000000	0084E408	* LKEX..%.e.....d.....dU. *												
17.53.27.570581	E4D5D3D2	23026D08	00852008	00000100	00843CCC	00000100	01000001	0084E408	* UNLK...e.....d.....dU. *												
17.53.27.602715	E6C1C9E3	23026308	00852008	00843C88	80000000	80000000	10843890	0084E408	* WAIT.....e....d.....dU. *												
17.53.27.719045	C1E7C9E3	23852008	00000000	00000000	00000000	00000000	00020003	00600000	* AXIT.e.....e....dU.....-..... *												
17.53.28.012002	E2C3C8C4	2301FFB0	00852008	10843598	00000000	00000000	008437AC	28000000	* SCHD.....e....d.q.....d..... *												

Figure 70. VTAM internal trace sample report

## X.25 line trace report

The selection parameter is NPPRT.

Figure 71 on page 244 shows a sample report.

Table 40 on page 243 describes the column headers and the trace data contained in this report type.

To locate this information about the sample reports, reference the numbers (n) listed in this table to the corresponding numbers (n) shown in the sample reports.

Table 40. X.25 line trace report description	
Reference number (n)	Report column headers and the trace data
1	The page heading contains the report name, report parameter, and the date the report was printed or displayed.
2	<b>RECORD NUMBER</b> A cross-reference to the data in the line trace detail report.
3	<b>DIR</b> Direction of data. <b>IN</b> Receive data. <b>OUT</b> Transmit data.
4	<b>T</b> The relative elapsed time (in hexadecimal) between the entries to the nearest 100 milliseconds. The time is measured from trace activation to the level 2 interrupt that is represented by each entry.
5	<b>LCN</b> The logical channel number.
6	The address byte and the 1- or 2-byte control field of the frame header (FH).

Table 40. X.25 line trace report description (continued)	
Reference number (n)	Report column headers and the trace data
7	<p>Frame header (FH) control field. Frame type Command or response specified: I, RR, RNR, REJ, or other commands or responses.</p> <p><b>NR</b> Receive-sequence number (for I and S frames).</p> <p><b>P</b> Poll or final bit.</p> <p><b>NS</b> Send-sequence number (for I frames only).</p>
8	<p><b>PH (Packet Header)</b> The 3 or 4 bytes of the PH. There are 3 bytes for Modulo 8, and 4 bytes for Modulo 128.</p>
9	<p>Analysis of the PH.</p> <p>For example, data, call-connected clear indication.</p> <p><b>PR</b> Packet-receive sequence number.</p> <p><b>M</b> More data bit (MDB).</p> <p><b>PS</b> Packet-send sequence number.</p>
10	<p><b>TIME</b> The time stamp of the trace record.</p>

VTAM			1 ADVANCED COMMUNICATIONS FUNCTION TRACE ANALYSIS PROGRAM X.25 LINE TRACE REPORT (NPPRT)										PAGE: 00001		
DATE: mm:dd:yyyy															
:															
2	3	4	5	6	7	8	9	10							
RECORD NUMBER	DIR	T	LCN												
000008	IN	D8	***	A,C(01,1F)	) DM	P/F=1								TIME(07.16.37.287724)	
000008	IN	D8	***	A,C(01,73)	) UA	P/F=1								TIME(07.16.37.287724)	
000009	OUT	D7	***	A,C(01,53)	) DISC	P/F=1								TIME(07.16.37.309969)	
000009	OUT	D8	***	A,C(01,3F)	) SABM	P/F=1								TIME(07.16.37.309969)	
000009	OUT	D9	000	A,C(01,00)	) INFO	NR=000 P/F=0 NS=000	PH(1000FB	) RESTART	PR=	M=	PS=			TIME(07.16.37.309969)	
			0000							*	..			*	
000010	IN	D9	***	A,C(01,21)	) RR	NR=001 P/F=0								TIME(07.17.02.787157)	
000010	IN	B4	***	A,C(03,2F)	) SABM	P/F=0								TIME(07.17.02.787157)	
000010	IN	B6	***	A,C(01,21)	) RR	NR=001 P/F=0								TIME(07.17.02.787157)	
000010	IN	B6	000	A,C(03,20)	) INFO	NR=001 P/F=0 NS=000	PH(1000FB	) RESTART	PR=	M=	PS=			TIME(07.17.02.787157)	
			0733							*	..			*	
000011	IN	B8	000	A,C(03,22)	) INFO	NR=001 P/F=0 NS=001	PH(1000FB	) RESTART	PR=	M=	PS=			TIME(07.17.02.794837)	
			0733							*	..			*	
000012	OUT	B4	***	A,C(03,63)	) UA	P/F=0								TIME(07.17.02.798491)	
000012	OUT	B6	000	A,C(01,00)	) INFO	NR=000 P/F=0 NS=000	PH(1000FB	) RESTART	PR=	M=	PS=			TIME(07.17.02.798491)	
			0000							*	..			*	
000013	IN	18	***	A,C(01,41)	) RR	NR=002 P/F=0								TIME(07.17.28.276501)	
000014	OUT	B7	***	A,C(03,21)	) RR	NR=001 P/F=0								TIME(07.17.28.282225)	
000014	OUT	B8	***	A,C(03,41)	) RR	NR=002 P/F=0								TIME(07.17.28.282225)	
000014	OUT	18	000	A,C(01,42)	) INFO	NR=002 P/F=0 NS=001	PH(1000FF	) RESTART-CONF	PR=	M=	PS=			TIME(07.17.28.282225)	
000017	IN	27	***	A,C(01,41)	) RR	NR=002 P/F=0								TIME(07.18.19.299486)	
000021	IN	A0	***	A,C(01,1F)	) DM	P/F=1								TIME(07.19.10.291923)	

Figure 71. X.25 line trace sample report

---

## Appendix C. Accessibility

Accessible publications for this product are offered through [IBM Documentation for z/OS](#).

If you experience difficulty with the accessibility of any z/OS documentation see [How to Send Feedback to IBM](#) to leave documentation feedback.



## Notices

---

This information was developed for products and services that are offered in the USA or elsewhere.

IBM may not offer the products, services, or features discussed in this document in other countries. Consult your local IBM representative for information on the products and services currently available in your area. Any reference to an IBM product, program, or service is not intended to state or imply that only that IBM product, program, or service may be used. Any functionally equivalent product, program, or service that does not infringe any IBM intellectual property right may be used instead. However, it is the user's responsibility to evaluate and verify the operation of any non-IBM product, program, or service.

IBM may have patents or pending patent applications covering subject matter described in this document. The furnishing of this document does not grant you any license to these patents. You can send license inquiries, in writing, to:

*IBM Director of Licensing IBM Corporation North Castle Drive, MD-NC119 Armonk, NY 10504-1785 United States of America*

For license inquiries regarding double-byte character set (DBCS) information, contact the IBM Intellectual Property Department in your country or send inquiries, in writing, to:

*Intellectual Property Licensing Legal and Intellectual Property Law IBM Japan Ltd. 19-21, Nihonbashi-Hakozakicho, Chuo-ku Tokyo 103-8510, Japan*

**The following paragraph does not apply to the United Kingdom or any other country where such provisions are inconsistent with local law:** INTERNATIONAL BUSINESS MACHINES CORPORATION PROVIDES THIS PUBLICATION "AS IS" WITHOUT WARRANTY OF ANY KIND, EITHER EXPRESS OR IMPLIED, INCLUDING, BUT NOT LIMITED TO, THE IMPLIED WARRANTIES OF NON-INFRINGEMENT, MERCHANTABILITY OR FITNESS FOR A PARTICULAR PURPOSE. Some states do not allow disclaimer of express or implied warranties in certain transactions, therefore, this statement may not apply to you.

This information could include technical inaccuracies or typographical errors. Changes are periodically made to the information herein; these changes will be incorporated in new editions of the publication. IBM may make improvements and/or changes in the product(s) and/or the program(s) described in this publication at any time without notice.

This information could include missing, incorrect, or broken hyperlinks. Hyperlinks are maintained in only the HTML plug-in output for the IBM Documentation. Use of hyperlinks in other output formats of this information is at your own risk.

Any references in this information to non-IBM websites are provided for convenience only and do not in any manner serve as an endorsement of those websites. The materials at those websites are not part of the materials for this IBM product and use of those websites is at your own risk.

IBM may use or distribute any of the information you supply in any way it believes appropriate without incurring any obligation to you.

Licensees of this program who wish to have information about it for the purpose of enabling: (i) the exchange of information between independently created programs and other programs (including this one) and (ii) the mutual use of the information which has been exchanged, should contact:

*IBM Corporation Site Counsel 2455 South Road Poughkeepsie, NY 12601-5400 USA*

Such information may be available, subject to appropriate terms and conditions, including in some cases, payment of a fee.

The licensed program described in this document and all licensed material available for it are provided by IBM under terms of the IBM Customer Agreement, IBM International Program License Agreement or any equivalent agreement between us.

Any performance data contained herein was determined in a controlled environment. Therefore, the results obtained in other operating environments may vary significantly. Some measurements may have been made on development-level systems and there is no guarantee that these measurements will be the same on generally available systems. Furthermore, some measurements may have been estimated through extrapolation. Actual results may vary. Users of this document should verify the applicable data for their specific environment.

Information concerning non-IBM products was obtained from the suppliers of those products, their published announcements or other publicly available sources. IBM has not tested those products and cannot confirm the accuracy of performance, compatibility or any other claims related to non-IBM products. Questions on the capabilities of non-IBM products should be addressed to the suppliers of those products.

All statements regarding IBM's future direction or intent are subject to change or withdrawal without notice, and represent goals and objectives only.

This information contains examples of data and reports used in daily business operations. To illustrate them as completely as possible, the examples include the names of individuals, companies, brands, and products. All of these names are fictitious and any similarity to the names and addresses used by an actual business enterprise is entirely coincidental.

#### **COPYRIGHT LICENSE:**

This information contains sample application programs in source language, which illustrate programming techniques on various operating platforms. You may copy, modify, and distribute these sample programs in any form without payment to IBM, for the purposes of developing, using, marketing or distributing application programs conforming to the application programming interface for the operating platform for which the sample programs are written. These examples have not been thoroughly tested under all conditions. IBM, therefore, cannot guarantee or imply reliability, serviceability, or function of these programs. The sample programs are provided "AS IS", without warranty of any kind. IBM shall not be liable for any damages arising out of your use of the sample programs.

## **Terms and conditions for product documentation**

---

Permissions for the use of these publications are granted subject to the following terms and conditions.

### **Applicability**

These terms and conditions are in addition to any terms of use for the IBM website.

### **Personal use**

You may reproduce these publications for your personal, noncommercial use provided that all proprietary notices are preserved. You may not distribute, display or make derivative work of these publications, or any portion thereof, without the express consent of IBM.

### **Commercial use**

You may reproduce, distribute and display these publications solely within your enterprise provided that all proprietary notices are preserved. You may not make derivative works of these publications, or reproduce, distribute or display these publications or any portion thereof outside your enterprise, without the express consent of IBM.

### **Rights**

Except as expressly granted in this permission, no other permissions, licenses or rights are granted, either express or implied, to the publications or any information, data, software or other intellectual property contained therein.



IBM reserves the right to withdraw the permissions granted herein whenever, in its discretion, the use of the publications is detrimental to its interest or, as determined by IBM, the above instructions are not being properly followed.

You may not download, export or re-export this information except in full compliance with all applicable laws and regulations, including all United States export laws and regulations.

IBM MAKES NO GUARANTEE ABOUT THE CONTENT OF THESE PUBLICATIONS. THE PUBLICATIONS ARE PROVIDED "AS-IS" AND WITHOUT WARRANTY OF ANY KIND, EITHER EXPRESSED OR IMPLIED, INCLUDING BUT NOT LIMITED TO IMPLIED WARRANTIES OF MERCHANTABILITY, NON-INFRINGEMENT, AND FITNESS FOR A PARTICULAR PURPOSE.

## IBM Online Privacy Statement

---

IBM Software products, including software as a service solutions, ("Software Offerings") may use cookies or other technologies to collect product usage information, to help improve the end user experience, to tailor interactions with the end user, or for other purposes. In many cases no personally identifiable information is collected by the Software Offerings. Some of our Software Offerings can help enable you to collect personally identifiable information. If this Software Offering uses cookies to collect personally identifiable information, specific information about this offering's use of cookies is set forth below.

Depending upon the configurations deployed, this Software Offering may use session cookies that collect each user's name, email address, phone number, or other personally identifiable information for purposes of enhanced user usability and single sign-on configuration. These cookies can be disabled, but disabling them will also eliminate the functionality they enable.

If the configurations deployed for this Software Offering provide you as customer the ability to collect personally identifiable information from end users via cookies and other technologies, you should seek your own legal advice about any laws applicable to such data collection, including any requirements for notice and consent.

For more information about the use of various technologies, including cookies, for these purposes, see IBM's Privacy Policy at [ibm.com/privacy](http://ibm.com/privacy) and IBM's Online Privacy Statement at [ibm.com/privacy/details](http://ibm.com/privacy/details) in the section entitled "Cookies, Web Beacons and Other Technologies," and the "IBM Software Products and Software-as-a-Service Privacy Statement" at [ibm.com/software/info/product-privacy](http://ibm.com/software/info/product-privacy).

## Policy for unsupported hardware

---

Various z/OS elements, such as DFSMS, JES2, JES3, and MVS, contain code that supports specific hardware servers or devices. In some cases, this device-related element support remains in the product even after the hardware devices pass their announced End of Service date. z/OS may continue to service element code; however, it will not provide service related to unsupported hardware devices. Software problems related to these devices will not be accepted for service, and current service activity will cease if a problem is determined to be associated with out-of-support devices. In such cases, fixes will not be issued.

## Minimum supported hardware

---

The minimum supported hardware for z/OS releases identified in z/OS announcements can subsequently change when service for particular servers or devices is withdrawn. Likewise, the levels of other software products supported on a particular release of z/OS are subject to the service support lifecycle of those products. Therefore, z/OS and its product publications (for example, panels, samples, messages, and product documentation) can include references to hardware and software that is no longer supported.

- For information about software support lifecycle, see: [IBM Lifecycle Support for z/OS \(www.ibm.com/software/support/systemsz/lifecycle\)](http://www.ibm.com/software/support/systemsz/lifecycle)
- For information about currently-supported IBM hardware, contact your IBM representative.

## Policy for unsupported hardware

---

Various z/OS elements, such as DFSMS, HCD, JES2, JES3, and MVS, contain code that supports specific hardware servers or devices. In some cases, this device-related element support remains in the product even after the hardware devices pass their announced End of Service date. z/OS may continue to service element code; however, it will not provide service related to unsupported hardware devices. Software problems related to these devices will not be accepted for service, and current service activity will cease if a problem is determined to be associated with out-of-support devices. In such cases, fixes will not be issued.

## Trademarks

---

IBM, the IBM logo, and ibm.com are trademarks or registered trademarks of International Business Machines Corp., registered in many jurisdictions worldwide. Other product and service names might be trademarks of IBM or other companies. A current list of IBM trademarks is available on the web at [Copyright and trademark information at www.ibm.com/legal/copytrade.shtml](http://www.ibm.com/legal/copytrade.shtml).

# Bibliography

This bibliography contains descriptions of the documents in the z/OS Communications Server library.

z/OS Communications Server documentation is available online at the z/OS Internet Library web page at <http://www.ibm.com/systems/z/os/zos/library/bkserv/>.

## z/OS Communications Server library updates

Updates to documents are also available on RETAIN and in information APARs (info APARs). Go to <https://www.ibm.com/mysupport> to view information APARs.

- [z/OS Communications Server V2R1 New Function APAR Summary](#)
- [z/OS Communications Server V2R2 New Function APAR Summary](#)
- [z/OS Communications Server V2R3 New Function APAR Summary](#)
- [z/OS Communications Server V2R4 New Function APAR Summary](#)

## z/OS Communications Server information

z/OS Communications Server product information is grouped by task in the following tables.

### Planning

Title	Number	Description
<a href="#">z/OS Communications Server: New Function Summary</a>	GC27-3664	This document is intended to help you plan for new IP or SNA functions, whether you are migrating from a previous version or installing z/OS for the first time. It summarizes what is new in the release and identifies the suggested and required modifications needed to use the enhanced functions.
<a href="#">z/OS Communications Server: IPv6 Network and Appl Design Guide</a>	SC27-3663	This document is a high-level introduction to IPv6. It describes concepts of z/OS Communications Server's support of IPv6, coexistence with IPv4, and migration issues.

### Resource definition, configuration, and tuning

Title	Number	Description
<a href="#">z/OS Communications Server: IP Configuration Guide</a>	SC27-3650	This document describes the major concepts involved in understanding and configuring an IP network. Familiarity with the z/OS operating system, IP protocols, z/OS UNIX System Services, and IBM Time Sharing Option (TSO) is recommended. Use this document with the <a href="#">z/OS Communications Server: IP Configuration Reference</a> .

Title	Number	Description
<a href="#">z/OS Communications Server: IP Configuration Reference</a>	SC27-3651	This document presents information for people who want to administer and maintain IP. Use this document with the <a href="#">z/OS Communications Server: IP Configuration Guide</a> . The information in this document includes: <ul style="list-style-type: none"> <li>• TCP/IP configuration data sets</li> <li>• Configuration statements</li> <li>• Translation tables</li> <li>• Protocol number and port assignments</li> </ul>
<a href="#">z/OS Communications Server: SNA Network Implementation Guide</a>	SC27-3672	This document presents the major concepts involved in implementing an SNA network. Use this document with the <a href="#">z/OS Communications Server: SNA Resource Definition Reference</a> .
<a href="#">z/OS Communications Server: SNA Resource Definition Reference</a>	SC27-3675	This document describes each SNA definition statement, start option, and macroinstruction for user tables. It also describes NCP definition statements that affect SNA. Use this document with the <a href="#">z/OS Communications Server: SNA Network Implementation Guide</a> .
<a href="#">z/OS Communications Server: SNA Resource Definition Samples</a>	SC27-3676	This document contains sample definitions to help you implement SNA functions in your networks, and includes sample major node definitions.
<a href="#">z/OS Communications Server: IP Network Print Facility</a>	SC27-3658	This document is for systems programmers and network administrators who need to prepare their network to route SNA, JES2, or JES3 printer output to remote printers using TCP/IP Services.

## Operation

Title	Number	Description
<a href="#">z/OS Communications Server: IP User's Guide and Commands</a>	SC27-3662	This document describes how to use TCP/IP applications. It contains requests with which a user can log on to a remote host using Telnet, transfer data sets using FTP, send electronic mail, print on remote printers, and authenticate network users.
<a href="#">z/OS Communications Server: IP System Administrator's Commands</a>	SC27-3661	This document describes the functions and commands helpful in configuring or monitoring your system. It contains system administrator's commands, such as TSO NETSTAT, PING, TRACERTE and their UNIX counterparts. It also includes TSO and MVS commands commonly used during the IP configuration process.
<a href="#">z/OS Communications Server: SNA Operation</a>	SC27-3673	This document serves as a reference for programmers and operators requiring detailed information about specific operator commands.
<a href="#">z/OS Communications Server: Quick Reference</a>	SC27-3665	This document contains essential information about SNA and IP commands.

## Customization

Title	Number	Description
<a href="#">z/OS Communications Server: SNA Customization</a>	SC27-3666	<p>This document enables you to customize SNA, and includes the following information:</p> <ul style="list-style-type: none"> <li>• Communication network management (CNM) routing table</li> <li>• Logon-interpret routine requirements</li> <li>• Logon manager installation-wide exit routine for the CLU search exit</li> <li>• TSO/SNA installation-wide exit routines</li> <li>• SNA installation-wide exit routines</li> </ul>

## Writing application programs

Title	Number	Description
<a href="#">z/OS Communications Server: IP Sockets Application Programming Interface Guide and Reference</a>	SC27-3660	This document describes the syntax and semantics of program source code necessary to write your own application programming interface (API) into TCP/IP. You can use this interface as the communication base for writing your own client or server application. You can also use this document to adapt your existing applications to communicate with each other using sockets over TCP/IP.
<a href="#">z/OS Communications Server: IP CICS Sockets Guide</a>	SC27-3649	This document is for programmers who want to set up, write application programs for, and diagnose problems with the socket interface for CICS® using z/OS TCP/IP.
<a href="#">z/OS Communications Server: IP IMS Sockets Guide</a>	SC27-3653	This document is for programmers who want application programs that use the IMS TCP/IP application development services provided by the TCP/IP Services of IBM.
<a href="#">z/OS Communications Server: IP Programmer's Guide and Reference</a>	SC27-3659	This document describes the syntax and semantics of a set of high-level application functions that you can use to program your own applications in a TCP/IP environment. These functions provide support for application facilities, such as user authentication, distributed databases, distributed processing, network management, and device sharing. Familiarity with the z/OS operating system, TCP/IP protocols, and IBM Time Sharing Option (TSO) is recommended.
<a href="#">z/OS Communications Server: SNA Programming</a>	SC27-3674	This document describes how to use SNA macroinstructions to send data to and receive data from (1) a terminal in either the same or a different domain, or (2) another application program in either the same or a different domain.
<a href="#">z/OS Communications Server: SNA Programmer's LU 6.2 Guide</a>	SC27-3669	This document describes how to use the SNA LU 6.2 application programming interface for host application programs. This document applies to programs that use only LU 6.2 sessions or that use LU 6.2 sessions along with other session types. (Only LU 6.2 sessions are covered in this document.)
<a href="#">z/OS Communications Server: SNA Programmer's LU 6.2 Reference</a>	SC27-3670	This document provides reference material for the SNA LU 6.2 programming interface for host application programs.

Title	Number	Description
<a href="#">z/OS Communications Server: CSM Guide</a>	SC27-3647	This document describes how applications use the communications storage manager.

## Diagnosis

Title	Number	Description
<a href="#">z/OS Communications Server: IP Diagnosis Guide</a>	GC27-3652	This document explains how to diagnose TCP/IP problems and how to determine whether a specific problem is in the TCP/IP product code. It explains how to gather information for and describe problems to the IBM Software Support Center.
<a href="#">z/OS Communications Server: ACF/TAP Trace Analysis Handbook</a>	GC27-3645	This document explains how to gather the trace data that is collected and stored in the host processor. It also explains how to use the Advanced Communications Function/Trace Analysis Program (ACF/TAP) service aid to produce reports for analyzing the trace data information.
<a href="#">z/OS Communications Server: SNA Diagnosis Vol 1, Techniques and Procedures</a> and <a href="#">z/OS Communications Server: SNA Diagnosis Vol 2, FFST Dumps and the VIT</a>	GC27-3667 GC27-3668	These documents help you identify an SNA problem, classify it, and collect information about it before you call the IBM Support Center. The information collected includes traces, dumps, and other problem documentation.
<a href="#">z/OS Communications Server: SNA Data Areas Volume 1</a> and <a href="#">z/OS Communications Server: SNA Data Areas Volume 2</a>	GC31-6852 GC31-6853	These documents describe SNA data areas and can be used to read an SNA dump. They are intended for IBM programming service representatives and customer personnel who are diagnosing problems with SNA.

## Messages and codes

Title	Number	Description
<a href="#">z/OS Communications Server: SNA Messages</a>	SC27-3671	This document describes the ELM, IKT, IST, IUT, IVT, and USS messages. Other information in this document includes: <ul style="list-style-type: none"> <li>• Command and RU types in SNA messages</li> <li>• Node and ID types in SNA messages</li> <li>• Supplemental message-related information</li> </ul>
<a href="#">z/OS Communications Server: IP Messages Volume 1 (EZA)</a>	SC27-3654	This volume contains TCP/IP messages beginning with EZA.
<a href="#">z/OS Communications Server: IP Messages Volume 2 (EZB, EZD)</a>	SC27-3655	This volume contains TCP/IP messages beginning with EZB or EZD.
<a href="#">z/OS Communications Server: IP Messages Volume 3 (EZY)</a>	SC27-3656	This volume contains TCP/IP messages beginning with EZY.
<a href="#">z/OS Communications Server: IP Messages Volume 4 (EZZ, SNM)</a>	SC27-3657	This volume contains TCP/IP messages beginning with EZZ and SNM.
<a href="#">z/OS Communications Server: IP and SNA Codes</a>	SC27-3648	This document describes codes and other information that appear in z/OS Communications Server messages.

---

# Index

## Numerics

3746 Model 900  
    parameter descriptions [32](#)  
    parameters [31](#)

## A

accessibility  
    contact IBM [245](#)  
ACF/TAP  
    commands [17](#)  
    control parameters [30](#)  
    parameter conventions [21](#)  
    parameters [21](#)  
    running [17](#)  
    starting and running [17](#)  
ACF/TAP data  
    overview [1](#)  
ACF/TAP sample reports  
    CSS adapter trace reports [168](#)  
    overview [167](#)  
    reporting data using record numbers [167](#)  
adapter trace reports, CSS [168](#)  
assistive technologies [245](#)

## B

BFFRNODE parameter (buffer trace data) [47](#)  
buffer lease verification [13](#)  
buffer trace data, BFFRNODE [47](#)

## C

CAPRT [22](#)  
CHARCODE  
    parameters [34](#)  
commands [19](#)  
communications line adapter PIU data sample report [173](#)  
communications line adapter PIU data SNA detail sample report [214](#)  
Communications Server for z/OS, online information [xx](#)  
contact  
    z/OS [245](#)  
control parameters  
    3746 Model 900 [31](#)  
    ACF/TAP [30](#)  
    CHARCODE [34](#)  
    CSATYPE [35](#)  
    DLCI [40](#)  
    INDEX [41](#)  
    INPUT [41](#)  
    LCN [43](#)  
    LINECNT [43](#)  
    LLN [43](#)  
    LOGADDR [44](#)

control parameters (*continued*)  
    LONGPIU [44](#)  
    NCPNAME [45](#)  
conversation index [3](#)  
conversation report [3](#)  
CSATYPE  
    parameters [35](#)  
CSP data  
    line trace summary sample report [206](#)  
CSPRT [23](#)  
CSS  
    adapter trace reports [168](#)  
    CSS adapter trace report (CAPRT) [22](#)  
    CSS line trace report (CSPRT) [23](#)  
    description for adapter trace reports [168–173](#)  
    line trace report description [179–181](#)  
    line trace report overview [179](#)  
    line trace sample report [181](#)  
CSS adapter trace [15, 16](#)  
CSS adapter with ECB flag, sample report [175](#)  
CSS line trace [8](#)  
CTLRNODE parameter (NETCTLR trace data) [47](#)

## D

DLCI  
    parameters [40](#)  
DNS, online information [xxi](#)  
DTPRT  
    network data traffic report [26](#)  
DUMP parameter [28](#)  
duplex lines, NCP-collected line trace data [4](#)

## E

END parameters [51](#)  
ESCON data, CSS adapter trace sample report [175](#)  
ESS  
    data, SYSPRINT sample report [234](#)  
    line data, line trace summary [206](#)  
ESS line trace, line trace detail sample report [196](#)

## F

FMH5, SNA detail sample report [216](#)  
frame-relay  
    data, SNA detail sample report [215](#)  
    data, SNA summary sample report [227](#)  
    data, SYSPRINT sample report [235](#)  
    frame-relay physical with BNN HPR data, line trace detail sample report [199](#)  
    logical data, line trace detail sample report [197](#)  
    over token-ring data, line trace detail sample report [200](#)  
    physical data, line trace detail sample report [198](#)  
    physical data, line trace summary sample report [207](#)

- frame-relay (*continued*)
  - physical with BNN data, line trace detail sample report [198](#)
  - physical with BNN HPR data, line trace summary sample report [208](#)
  - with BNN HPR data, SNA detail sample report [216](#)
  - with BNN HPR data, SNA summary [227](#)
- frame-relay data, CSS adapter trace sample report [177](#)
- frame-relay logical line trace summary report
  - report description [182](#)
- Frame-relay logical line trace summary report
  - overview [181](#)
- frame-relay logical line trace summary sample report [183](#)
- frame-relay over token-ring data
  - LAN line trace sample report [190](#)
- FRPRT
  - frame-relay logical line trace summary report [23](#)

## G

- generalized path information, unit trace [13](#)
- GPT
  - index report [23](#)
  - index report description [183](#), [184](#)
  - index report overview [183](#)
  - index sample report [185](#)
  - summary report [24](#)
  - summary report description [185](#), [186](#)
  - summary report overview [185](#)
  - summary report sample [187](#)
  - trace data [47](#)
- GPT data
  - ACP/TAP restrictions [3](#)
  - supported by ACP/TAP [2](#)
- GPTNODE parameter (GPT trace data) [47](#)
- GSPRT
  - GPT summary report [24](#)

## H

- host-collected trace data [7](#)

## I

- IBM 3710 cluster controller, SYSPRINT sample report [236](#)
- INDEX
  - parameters [41](#)
- Information APARs [xviii](#)
- INPUT
  - parameters [41](#)
- Internet, finding z/OS information online [xx](#)
- IOH line trace [9](#)
- IP
  - data, line trace detail sample report [200](#)
  - over frame-relay data, line trace detail [201](#)
- ISDN data, CSS adapter trace [178](#)
- IXPRT
  - GPT index report [23](#)

## K

- keyboard
  - navigation [245](#)

- keyboard (*continued*)
  - PF keys [245](#)
  - shortcut keys [245](#)

## L

- LAN
  - line trace reports description [187–189](#)
  - line trace reports overview [187](#)
- LAN line trace report (NTPRT) [24](#)
- LCN
  - parameters [43](#)
- LDPRT
  - line trace detail report [25](#)
- license, patent, and copyright information [247](#)
- line trace
  - CSS [8](#)
  - NCP [7](#)
  - NTRI [9](#)
  - NTRI IOH [9](#)
  - running the NCP [10](#)
  - summary reports description [204](#), [205](#)
  - summary reports overview [204](#)
- line trace detail report (LDPRT) [25](#)
- line trace detail reports
  - description [192–195](#)
  - overview [192](#)
- line trace summary report (LSPRT) [25](#)
- LINECNT
  - parameters [43](#)
- LINENODE
  - line trace data [48](#)
  - parameter [48](#)
- LLN
  - parameters [43](#)
- LOGADDR
  - parameters [44](#)
- LONGPIU
  - parameters [44](#)
- LSPRT
  - line trace summary report [25](#)
- LUNAME
  - network address cross-reference report description [209](#), [210](#)
  - network address cross-reference report overview [209](#)
  - network address cross-reference sample report [210](#)
- LUNAME cross-reference report (LUPRT) [26](#)
- LUPRT
  - LUNAME cross-reference report [26](#)

## M

- mainframe
  - education [xviii](#)
- messages [57](#)

## N

- navigation
  - keyboard [245](#)
- NCP
  - generalized PIU trace [12](#)
  - line trace data, SNA summary sample report [228](#)



- NCP (*continued*)
  - running the line trace [10](#)
  - running the transmission group trace [11](#)
  - transmission group trace [11](#)
- NCP line trace
  - running [10](#)
- NCP line trace data, line trace detail sample report [202](#)
- NCP-collected line trace data on duplex lines [4](#)
- NCPNAME
  - parameters [45](#)
- NEPRT
  - network error report (NEPRT) [27](#)
- NETCTLR trace data [47](#)
- network data traffic
  - report description [211](#)
  - report overview [210](#)
- network data traffic report (DTPRT) [26](#)
- network error report
  - description [212](#)
  - overview [212](#)
- network error report (NEPRT) [27](#)
- network error report sample [212](#)
- NMVTs, buffer trace capture [13](#)
- NODE parameter [46](#)
- node parameters
  - BFFRNODE [47](#)
  - CTLRNODE [47](#)
  - LINENODE [48](#)
  - NODE [46](#)
  - notes [45](#)
  - RRSUP [48](#)
- NPPRT
  - X.25 line trace report [30](#)
- NRF data, SYSPRINT sample report [236](#)
- NTO
  - data sample report [228](#)
  - data, SNA detail sample report [216](#)
- NTPRT
  - LAN line trace report [24](#)
- NTRI
  - line trace data, line trace detail sample report [203](#)
  - logical data, LAN line trace sample report [190](#)
  - physical and IP data, LAN line trace sample report [191](#)
- NTRI line trace [9](#)

## O

- output format dependencies [21](#)
- output report parameters [21](#)

## P

- parameter conventions [21](#)
- parameter, report output [21](#)
- parameters
  - 3746 Model 900 [31](#)
  - BFFRNODE [47](#)
  - CHARCODE [34](#)
  - CSATYPE [35](#)
  - CTLRNODE [47](#)
  - DLCI [40](#)
  - GPTNODE [47](#)
  - INDEX [41](#)

- parameters (*continued*)
  - INPUT [41](#)
  - LCN [43](#)
  - LINECNT [43](#)
  - LINENODE [48](#)
  - LLN [43](#)
  - LOGADDR [44](#)
  - LONGPIU [44](#)
  - NCPNAME [45](#)
  - node [45](#)
  - NODE [46](#)
  - RRSUP [48](#)
  - S/EDATE [49](#)
  - S/ETIME [49](#)
- PIU data sample report [173](#)
- PIU trace, NCP generalized [12](#)
- PIUs out of sequence
  - buffer save [13](#)
- prerequisite information [xviii](#)
- PRINT parameter [29](#)

## R

- report
  - CSS adapter trace report (CAPRT) [22](#)
  - CSS line trace report (CSPRT) [23](#)
  - DUMP parameter [28](#)
  - frame-relay logical line trace summary report (FRPRT) [23](#)
  - GPT index report (IXPRT) [23](#)
  - GPT summary report (GSPRT) [24](#)
  - LAN line trace report [24](#)
  - line trace detail report (LDPRT) [25](#)
  - line trace summary report (LSPRT) [25](#)
  - LUNAME cross-reference report [26](#)
  - network data traffic report (DTPRT) [26](#)
  - network error report (NEPRT) [27](#)
  - output parameters [21](#)
  - PRINT parameter [29](#)
  - SNA detail report (SDPRT) [27](#)
  - SNA summary report (SSPRT) [27](#)
  - summary report parameter [28](#)
  - summary report parameters [28](#)
  - VTAM internal trace report [29](#)
  - X.25 line trace report [30](#)
- report format, output [21](#)
- report, session and conversation [3](#)
- reporting ACF/TAP data using record numbers [167](#)
- restrictions, ACF/TAP [3](#)
- RFC (request for comments)
  - accessing online [xx](#)
- RRSUP
  - parameter [48](#)

## S

- S/EDATE and S/ETIME
  - parameters [49](#)
- SOURCE parameters [51](#)
- START and END parameters [51](#)
- TIMEOUT parameters [52](#)
- TOSUP parameters [52](#)
- VIEW parameters [53](#)

## S/EDATE and S/ETIME (continued)

- VIT parameters [53](#)
- VITSTR parameters [54](#)
- VITTYPE parameters [53](#)
- WRAP parameters [54](#)

## S/ETIME (and S/EDATE)

- parameters [49](#)
- SOURCE parameters [51](#)
- START and END parameters [51](#)
- TIMEOUT parameters [52](#)
- TOSUP parameters [52](#)
- VIRE parameters [53](#)
- VIT parameters [53](#)
- VITSTR parameters [54](#)
- VITTYPE parameters [53](#)
- WRAP parameters [54](#)

## sample report

- frame-relay logical data, line trace detail [197](#)
- frame-relay over token-ring data, line trace detail [200](#)
- frame-relay physical data, line trace detail [198](#)
- frame-relay physical with BNN data, line trace detail [198](#)
- frame-relay physical with BNN HPR data, line trace detail [199](#)
- IP data, line trace detail [200](#)
- IP over frame-relay data, line trace detail [201](#)
- NCP line trace data, line trace detail [202](#)
- NTRI line trace data, line trace detail [203](#)
- Token-ring with BNN HPR data, line trace [203](#)
- X.25 data, line trace detail [204](#)

## sample reports

- ACF/TAP [167](#)
- communications line adapter PIU data SNA detail [214](#)
- CSP data, line trace summary [206](#)
- CSS adapter with ECB flag [175](#)
- CSS line trace [181](#)
- ESCON data, CSS adapter trace [175](#)
- ESS data, LAN line trace [189](#)
- ESS data, SYSPRINT [234](#)
- ESS line data, line trace summary [206](#)
- ESS line trace, line trace detail [196](#)
- FMH5, SNA detail [216](#)
- frame-relay data, CSS adapter trace [177](#)
- frame-relay data, SNA detail [215](#)
- frame-relay data, SNA summary [227](#)
- frame-relay data, SYSPRINT [235](#)
- frame-relay logical line trace summary [183](#)
- Frame-relay over token-ring data, LAN line trace [190](#)
- frame-relay physical data, line trace summary [207](#)
- frame-relay physical with BNN HPR data, line trace summary [208](#)
- frame-relay with BNN HPR data, SNA detail [216](#)
- frame-relay with BNN HPR data, SNA summary [227](#)
- GPT index report [185](#)
- GPT summary [187](#)
- IBM 3710 cluster controller, SYSPRINT [236](#)
- ISDN data, CSS adapter trace [178](#)
- LUNAME network address cross-reference sample report [210](#)
- NCP line trace data, SNA summary [228](#)
- network error report [212](#)
- NRF data, SYSPRINT [236](#)
- NTO data [228](#)
- NTO data, SNA detail [216](#)

## sample reports (continued)

- NTRI logical data, LAN line trace [190](#), [191](#)
- PIU data [173](#)
- SDLC with BNN HPR data [229](#)
- SDLC with BNN HPR data, SNA detail [217](#)
- TG trace data, SNA summary [229](#)
- TIC data, SYSPRINT [237](#)
- token-ring data, CSS adapter trace [179](#)
- token-ring with BNN HPR data, LAN line trace [191](#)
- token-ring with BNN HPR data, SNA detail [218](#)
- token-ring with BNN HPR data, SNA summary [230](#)
- VTAM buffer data (alternate), SNA summary [230](#)
- VTAM buffer trace confidential data, SYSPRINT [239](#)
- VTAM buffer trace data (alternate), SNA detail [218](#)
- VTAM buffer trace data (alternate), SYSPRINT [238](#)
- VTAM buffer, SYSPRINT [239](#)
- VTAM full buffer trace data (LONGPIU=YES), network data traffic [211](#)
- VTAM full buffer trace data (LONGPIU=YES), SNA detail [220](#)
- VTAM internal trace sample report [242](#)
- VTAM network full buffer trace data, SYSPRINT [241](#)
- X.25 data, line trace summary [208](#)
- X.25 data, SYSPRINT [242](#)
- X.25 line trace sample report [244](#)
- scanner interface trace [14](#)
- SDLC
  - with BNN HPR data sample report [229](#)
  - with BNN HPR data, SNA detail sample report [217](#)
- SDPRT
  - SNA detail report (SDPRT) [27](#)
- session index [3](#)
- session report [3](#)
- shortcut keys [245](#)
- SIT trace [16](#)
- SNA detail report (SDPRT) [27](#)
- SNA detail reports
  - description [213](#), [214](#)
  - overview [212](#)
- SNA summary report (SSPRT) [27](#)
- SNA summary reports
  - description [221–226](#)
  - overview [220](#)
- softcopy information [xviii](#)
- SOURCE parameter [51](#)
- SSPRT
  - SNA summary report (SSPRT) [27](#)
- START and END parameters [51](#)
- summary of changes [xxiii](#)
- summary report parameter [28](#)
- summary report parameters [28](#)
- SUMMARY values and results [231](#)
- syntax diagram, how to read [xvi](#)
- SYSPRINT reports
  - description [232](#), [233](#)
  - overview [231](#)
- SYSPRINT/SYSLST
  - DUMP parameter [28](#)
  - PRINT parameter [29](#)
  - summary report parameter [28](#)
  - summary report parameters [28](#)

## T

- TCP/IP
  - online information [xx](#)
- Technotes [xviii](#)
- TG trace data, SNA summary sample report [229](#)
- TIC data, SYSPRINT sample report [237](#)
- TIC internal trace [14](#), [16](#)
- TIMEOUT parameter [52](#)
- token-ring
  - with BNN HPR data, line trace sample report [203](#)
  - with BNN HPR data, SNA detail sample report [218](#)
  - with BNN HPR data, SNA summary sample report [230](#)
- token-ring data, CSS adapter trace sample report [179](#)
- token-ring with BNN HPR data, LAN line trace sample report [191](#)
- TOSUP parameter [52](#)
- trace data
  - ACF/TAP [1](#)
  - and control parameters [5](#)
  - duplex lines [4](#)
  - facilities [1](#)
  - gathering [5](#)
  - NCP-collected line [4](#)
  - not processed by ACF/TAP [2](#)
  - processed by ACF/TAP [1](#)
  - references and output reports [3](#)
- trace data, host-collected [7](#)
- trace facilities [1](#)
- trademark information [250](#)
- transmission group trace
  - NCP [11](#)
  - running the NCP [11](#)

## U

- unite trace, running generalize path information unit [13](#)
- user interface
  - ISPF [245](#)
  - TSO/E [245](#)

## V

- VIEW parameter [53](#)
- VIT parameters [53](#)
- VITSTR parameter [54](#)
- VITTYPE parameter [53](#)
- VTAM
  - buffer contents trace [13](#)
  - buffer data (alternate), SNA summary sample report [230](#)
  - buffer lease verification [13](#)
  - buffer save on PIUs that are out of sequence [13](#)
  - buffer trace capture of NMVTs [13](#)
  - buffer trace confidential data, SYSPRINT sample report [239](#)
  - buffer trace data (alternate), SNA detail sample report [218](#)
  - buffer trace data (alternate), SYSPRINT sample report [238](#)
  - buffer, SYSPRINT sample report [239](#)
  - full buffer trace data (LONGPIU=YES), network data traffic sample report [211](#)

### VTAM (continued)

- full buffer trace data (LONGPIU=YES), SNA detail sample report [220](#)
- internal trace report description [242](#)
- internal trace report overview [242](#)
- internal trace sample report [242](#)
- network full buffer trace data, SYSPRINT sample report [241](#)
- running the buffer contents trace [14](#)
- trace operation [11](#), [13](#), [16](#)
- VTAM internal trace report (VTPRT) [29](#)
- VTAM, online information [xx](#)
- VTPRT
  - VTAM internal trace report [29](#)

## W

- WRAPparameter [54](#)

## X

- X.25
  - data, line trace detail sample report [204](#)
  - data, line trace summary sample report [208](#)
  - data, SYSPRINT sample report [242](#)
  - line trace report description [243](#), [244](#)
  - line trace report overview [243](#)
  - line trace sample report [244](#)
- X.25 line trace report (NPRT) [30](#)

## Z

- z/OS Basic Skills Information Center [xviii](#)
- z/OS, documentation library listing [251](#)







Product Number: 5655-ZOS

GC27-3645-70

