

z/OS Communications Server
3.2

SNA Resource Definition Reference



Note:

Before using this information and the product it supports, be sure to read the general information under [“Notices” on page 1203](#).

This edition applies to 3.1 of z/OS® (5655-ZOS), and to subsequent releases and modifications until otherwise indicated in new editions.

Last updated: 2025-09-20

© **Copyright International Business Machines Corporation 2000, 2025.**

US Government Users Restricted Rights – Use, duplication or disclosure restricted by GSA ADP Schedule Contract with IBM Corp.

Contents

Figures.....	xiii
Tables.....	xv
About this document.....	xix
Who should read this document.....	xix
How this document is organized.....	xix
How to use this document.....	xx
How to provide feedback to IBM.....	xx
Conventions and terminology that are used in this information.....	xx
How to read a syntax diagram.....	xxi
Prerequisite and related information.....	xxiii
Summary of changes for SNA Resource Definition Reference.....	xxix
Summary of changes for z/OS 3.2.....	xxix
Changes made in z/OS Communications Server 3.1.....	xxix
Chapter 1. Introduction to VTAM resource definition.....	1
Major nodes.....	2
Adjacent control point major node.....	2
Application program major node.....	2
Channel-attachment major node.....	2
Cross-domain resource major node.....	2
Cross-domain resource manager major node.....	2
External communication adapter major node.....	2
Local non-SNA major node.....	2
Local SNA major node.....	2
LU group major node.....	2
Model major node.....	3
Switched major node.....	3
Transport resource list major node.....	3
Routing functions and dynamic reconfiguration.....	3
Adjacent SSCP tables.....	3
Path definition statements.....	3
Dynamic reconfiguration and dynamic change.....	4
Transmission group profile.....	4
Network node server list.....	4
User-defined tables and session awareness data filter.....	5
Associated LU table.....	5
Class of Service.....	5
Interpret table.....	5
Logon mode table.....	5
Message-flooding prevention table.....	6
Model name table.....	6
Session awareness (SAW) data filter.....	6
Unformatted system services (USS) table.....	6
Coding VTAM definitions.....	6
Format of definition statements.....	6
Format of macroinstructions.....	8

Rules for coding start option lists and configuration lists.....	9
Rules for coding continued lines.....	10
Rules for coding comments.....	11
Using a default.....	11
Using the sift-down effect in VTAM definition statements.....	11
Restrictions on names.....	12
Using MVS system symbols in VTAM definition statements and macroinstructions.....	12
Restrictions on use of assembler features.....	13
Filing definition statements.....	14
Filing macroinstructions.....	14
Installing tables.....	14

Chapter 2. Major nodes..... 15

Adjacent control point major node.....	15
Adjacent control point major node coding notes.....	16
Adjacent control point major node full syntax.....	16
Adjacent control point major node operand descriptions.....	18
Application program major node.....	24
Registering application programs.....	24
Non-LU 6.2 application programs.....	25
LU 6.2 application programs.....	28
Application program major node coding notes.....	31
Application program major node full syntax.....	32
Application program major node operand descriptions.....	40
Channel-attachment major node.....	72
Channel-to-channel adapter support.....	72
Multipath channel support.....	74
Channel-attachment major node coding notes.....	76
Channel-attachment major node full syntax.....	76
Channel-attachment major node operand descriptions.....	79
Cross-domain resource major node.....	87
Independent LU.....	88
APPN cross-domain resources.....	89
Rules for multiple definition of resources.....	89
Cross-domain resource major node coding notes.....	101
Dynamic change of operands for cross-domain resource major node.....	101
Cross-domain resource major node full syntax.....	102
Cross-domain resource major node operand descriptions.....	106
Cross-Domain resource manager (CDRM) major node.....	124
Cross-domain resource manager (CDRM) major node coding notes.....	128
Cross-domain resource manager (CDRM) major node full syntax.....	129
Cross-domain resource manager (CDRM) major node operand descriptions.....	132
External communication adapter (XCA) major node.....	146
Enterprise Extender connections.....	146
External communication adapter (XCA) major node coding notes.....	152
External communication adapter (XCA) major node full syntax.....	153
External communication adapter (XCA) major node operand descriptions.....	163
Local non-SNA major node.....	192
Local non-SNA major node coding notes.....	193
Local non-SNA major node full syntax.....	194
Local non-SNA major node operand descriptions.....	195
Local SNA major node.....	203
Local SNA major node coding notes.....	208
Local SNA major node full syntax.....	209
Local SNA major node operand descriptions.....	216
LU group major node.....	244
LU group major node coding notes.....	246

LU group major node full syntax.....	246
LU group major node operand descriptions.....	249
Model major node.....	259
Model major node coding notes.....	264
Model major node full syntax.....	265
Model major node operand descriptions.....	274
Switched major node.....	314
PU and PATH definition statements for a switched subarea.....	314
PU and PATH definition statements for the XCA major node.....	314
Switched major node coding notes.....	320
Enterprise Extender connections.....	321
XCA and NCP connections.....	324
XCA and NCP connections full syntax.....	326
Enterprise Extender connections - full syntax.....	337
Local (source) and remote (destination) service access point determination.....	341
Switched major node operand descriptions.....	342
Transport resource list major node.....	395
Transport resource list major node coding notes.....	397
Transport resource list major node full syntax.....	397
Transport resource list major node operand descriptions.....	398

Chapter 3. Routing and dynamic reconfiguration.....409

VTAM routes.....	409
VTAM routes coding notes.....	409
VTAM routes full syntax.....	410
VTAM routes operand descriptions.....	411
Dynamic path update.....	413
Dynamic path update (VTAM).....	413
Dynamic path update (VTAM) coding notes.....	414
Dynamic path update (VTAM) full syntax.....	414
Dynamic path update (VTAM) operand descriptions.....	415
Dynamic reconfiguration and dynamic change.....	418
Add operation.....	418
Delete operation.....	419
Move operation.....	420
Coding notes.....	422
VBUILD definition statement.....	422
Dynamic reconfiguration with VARY DRDS full syntax.....	422
VBUILD.....	422
Dynamic reconfiguration with VARY DRDS operand descriptions.....	423
ACTIVATE operand description.....	423
ADDR operand description.....	424
DRTYPE operand description.....	424
FROM operand description.....	424
name operand description.....	425
TO operand description.....	425
TYPE operand description.....	426
Adjacent SSCP table.....	426
Adjacent SSCP table coding notes.....	427
Adjacent SSCP table full syntax.....	429
Adjacent SSCP table operand descriptions.....	430
Adjacent cluster routing definitions.....	434
Adjacent cluster routing definitions coding notes.....	436
Adjacent cluster routing definitions full syntax.....	436
Adjacent cluster routing definitions operand descriptions.....	437
APPN transmission group profile.....	441
TGP definition statement.....	441

IBM-supplied transmission group profiles.....	441
APPN transmission group profile full syntax.....	442
APPN transmission group profile operand descriptions.....	443
APPN-to-subarea Class of Service mapping table.....	451
APPN-to-subarea Class of Service mapping table coding notes.....	452
APPN-to-subarea Class of Service mapping table full syntax.....	452
APPN-to-subarea Class of Service mapping table operand descriptions.....	453
Subarea-to-APPN Class of Service mapping table.....	454
Subarea-to-APPN Class of Service mapping table coding notes.....	455
Subarea-to-APPN Class of Service mapping table full syntax.....	455
Subarea-to-APPN Class of Service mapping table operand descriptions.....	456
Border node CoS mapping definitions.....	457
Border node CoS mapping definitions coding notes.....	458
Border node CoS mapping definitions full syntax.....	458
Border node CoS mapping definitions operand descriptions.....	459
Network node server list.....	460
Network node server list coding notes.....	461
Network node server list full syntax.....	461
Network node server list operand descriptions.....	462
Generic resources preferences table.....	464
Generic resources preferences table coding notes.....	465
Generic resources preferences table full syntax.....	465
Generic resources preferences table operand descriptions.....	466

Chapter 4. VTAM start options.....471

Coding VTAM start options.....	471
Using MVS system symbols in VTAM start options.....	472
Start options syntax diagrams.....	472
Summary of start options	497
SSCP or CP characteristics start options.....	498
VTAM initialization start options.....	499
Storage usage start options.....	499
Session control start options.....	500
Connectivity start options.....	501
Session security start options.....	503
Messages start options.....	504
Recording and statistics start options.....	505
Traces and dumps start options.....	505
Buffer pools start options.....	506
Performance and tuning start options.....	507
APPN start options.....	509
Functions from zappable constants.....	512
HPR and Enterprise Extender start options.....	514
Network management start options.....	515
Coupling facility and SYSPLEX start options.....	516
Descriptions of start options	516
AFFDELAY start option.....	516
AIMON start option.....	517
ALSREQ start option.....	518
API64R start option.....	518
APPNCOS start option.....	519
ASIRFMSG start option.....	519
ASYDE start option.....	520
AUTHLEN start option.....	520
AUTORTRY start option.....	520
AUTOTI start option.....	521
BN start option.....	521

BNDYN start option.....	522
BNORD start option.....	522
BSCMDRS start option.....	523
BSCTMOUT start option.....	523
Buffer Pool start option.....	524
CACHETI start option.....	530
CDRDYN start option.....	530
CDRSCTI start option.....	531
CDSERVR start option.....	531
CDSREFER start option.....	532
CINDXSIZ start option.....	532
CMPMIPS start option.....	532
CMPVTAM start option.....	533
CNMTAB start option.....	533
CNNRTMSG start option.....	533
COLD and WARM start option.....	534
CONFIG start option.....	534
CONNTYPE start option.....	535
CPCDRSC start option.....	535
CPCP start option.....	536
CSALIMIT start option.....	536
CSA24 start option.....	537
CSDUMP start option.....	538
DATEFORM start option.....	542
DIALRTRY start option.....	543
DIRSIZE start option.....	543
DIRTIME start option.....	543
DISCNTIM start option.....	544
DLRORDER start option.....	544
DLRTCB start option.....	545
DLURSAW start option.....	546
DSACTION start option.....	546
DSCOUNT start option.....	547
DSIRFMSG start option.....	547
DSMONITR start option.....	548
DSPLYDEF start option.....	548
DSPLYMAX start option.....	549
DSPLYWLD start option.....	550
DSTRUST start option.....	550
DUPDEFS start option.....	551
DVLSTCNT start option.....	552
DYNADJCP start option.....	552
DYNASSCP start option.....	553
DYNDLGMD start option.....	553
DYNHPPFX start option.....	554
DYNLU start option.....	554
DYNMODTB start option.....	555
DYNPUPFX start option.....	555
DYNVNPFX start option.....	555
EEHPRANR start option.....	556
EEPORTCK start option.....	556
EEVERIFY start option.....	557
ENCRPREF start option.....	557
ENCRYPTN start option.....	558
ENHADDR start option.....	559
ENSEMBLE start option.....	559
ESIRFMSG start option.....	560
EXPFLTRM start option.....	561

FLDTAB start option.....	561
FSIRFMSG start option.....	561
GVBKDLY start option.....	562
GWSSCP start option.....	562
HNTSIZE start option.....	563
HOSTNAME start option.....	563
HOSTPU start option.....	565
HOSTSA start option.....	565
HOTIOTRM start option.....	566
HPR start option.....	567
HPRARB start option.....	568
HPRCLKRT start option.....	568
HPRITMSG start option.....	569
HPRNCPBF start option.....	570
HPRPSDLY start option.....	571
HPRPSMSG start option.....	571
HPRPST start option.....	575
HPRSESLM start option.....	576
HPRSTALL start option.....	577
HSRTSIZE start option.....	578
INITDB start option.....	578
INOPCODE start option.....	579
INOPDUMP start option.....	580
IOINT start option.....	581
IOMSGLIM start option.....	582
IOPURGE start option.....	582
IPADDR start option.....	583
IPINFO start option.....	584
IQDCHPID start option.....	585
IQDIOSTG start option.....	586
IRNSTRGE start option.....	587
ISTCOSDF start option.....	587
LIMINTCP start option.....	588
LIST start option.....	589
LISTBKUP start option.....	589
LSIRFMSG start option.....	589
MAINTLVL start option.....	590
MAXEETST start option.....	590
MAXHNRES start option.....	591
MAXLOCAT start option.....	591
MAXLURU start option.....	592
MAXSSCPS start option.....	592
MAXSUBA start option.....	592
MIHTMOUT start option.....	593
MPCACT start option.....	593
MSGLEVEL start option.....	594
MSGMOD start option.....	595
MULTPATH start option.....	595
MXSAWBUF start option.....	595
MXSSCPRU start option.....	596
MXSUBNUM start option.....	596
NACPROBE start option.....	596
NETID start option.....	597
NMVTLOG start option.....	597
NNSPREF start option.....	598
NODELST start option.....	598
NODETYPE start option.....	598
NOTRACE start option.....	599

NQNMODE start option.....	599
NSRTSIZE start option.....	600
NUMTREES start option.....	600
OSRTSIZE start option.....	600
PDTRCBUF start option.....	601
PIUMAXDS start option.....	601
PLUALMSG start option.....	601
PMTUD start option.....	601
PPOLOG start option.....	602
PROMPT and NOPROMPT start option.....	603
PSRETRY start option.....	603
PSSTRACE start option.....	605
PSWEIGHT start option.....	605
QDIOEIB start option.....	606
QDIOSTG start option.....	607
RESUSAGE start option.....	609
ROUTERES start option.....	609
RSIRFMSG start option.....	609
SACONNS start option.....	610
SAVERSCV start option.....	610
SAWMAXDS start option.....	611
SAWMXQPK start option.....	611
SDLCMDRS start option.....	612
SECLVLCP start option.....	612
SIRFMSG start option.....	613
SLOWVAL start option.....	614
SLUALMSG start option.....	614
SMEAUTH start option.....	615
SNAMGMT start option.....	615
SNAPREQ start option.....	616
SNVC start option.....	616
SONLIM start option.....	616
SORDER start option.....	617
SRCHRED start option.....	618
SRCOUNT start option.....	618
SRTIMER start option.....	618
SSCPDYN start option.....	619
SSCPID start option.....	619
SSCPNAME start option.....	620
SSCPORD start option.....	620
SSDTMOUT start option.....	621
SSEARCH start option.....	621
STRGR start option.....	621
STRMNPS start option.....	622
SUPP start option.....	623
SWNORDER start option.....	624
TCPNAME start option.....	624
TDUDIAG start option.....	626
TNSTAT start option.....	627
TOPOTIME start option.....	627
TRACE for buffer, I/O, QDIOSYNC, SMS, or STATE (with ID) traces.....	628
TRACE for MODULE, STATE (with OPTION), or VTAM internal trace.....	633
TRANSLAT start option.....	642
UNRCHTIM start option.....	643
USSTAB start option.....	644
VARYWLD start option.....	645
VERIFYCP start option.....	645
VFYRED start option.....	646

VFYREDTI start option.....	646
VITCTRL start option.....	647
VOSDEACT start option.....	648
VRTG start option.....	648
VRTGCPCP start option.....	649
VTAMEAS start option.....	649
XCFGRPID start option.....	649
XCFINIT start option.....	650
XNETALS start option.....	651
Chapter 5. User-defined tables and data filter.....	655
Associated LU table.....	655
Associated LU table coding notes.....	656
Installing an associated LU table.....	656
Associated LU table full syntax.....	656
Associated LU table operand descriptions.....	657
Class of service.....	658
Subarea class-of-service table.....	659
Subarea class-of-service table coding notes.....	659
Installing a subarea CoS table.....	660
Subarea class-of-service table full syntax.....	660
Subarea class-of-service table operand descriptions.....	660
APPN Class of Service definitions.....	662
APPN Class of Service coding notes.....	663
Implementing APPN Classes of Service.....	664
APPN Class of Service full syntax.....	664
APPN Class of Service operand descriptions.....	665
Default values for APPN Class of Service definitions.....	676
IBM-supplied APPN Classes of Service.....	677
Interpret table.....	678
Interpret table coding notes.....	679
Coding logon-interpret routines.....	680
Installing and changing interpret tables.....	681
Interpret table full syntax.....	682
Interpret table operand descriptions.....	683
Logon mode table.....	685
Logon mode table coding notes.....	687
Installing a logon mode table.....	688
Logon mode table full syntax.....	688
Logon mode table operand descriptions.....	690
Message-flooding prevention table.....	702
Message-flooding prevention table coding notes.....	702
Installing a message-flooding prevention table.....	703
Considerations for message-flooding prevention.....	703
Example of message suppression.....	704
Message-flooding prevention table full syntax.....	704
Message-flooding prevention table operand descriptions.....	705
Model name table.....	708
Model name table coding notes.....	708
Installing a model name table.....	709
Model name table full syntax.....	709
Model name table operand descriptions.....	710
Subarea mapping table.....	710
Subarea mapping table coding notes.....	711
Subarea mapping table full syntax.....	711
Subarea mapping table operand descriptions.....	712
Session awareness data filter.....	713

Session awareness data filter coding notes.....	714
Session awareness data filter full syntax.....	714
Operand descriptions.....	715
SAW sense filter.....	717
Coding notes.....	718
Full syntax.....	718
Operand descriptions.....	718
Unformatted system services tables.....	719
Customizing USS tables.....	720
Order of USS table use.....	721
Installing a user-defined USS table.....	723
Coding a user-defined USS table.....	723
Unformatted system services tables coding notes.....	725
Unformatted system services (USS) tables full syntax.....	725
Operand descriptions.....	729
Customizing messages.....	743
Defining VTAM operator commands.....	746
Defining terminal operator commands.....	747
LOGON command.....	748
Full syntax.....	749
Operand descriptions.....	750
LOGOFF command.....	752
Full syntax.....	752
Operand descriptions.....	753
IBMTTEST command.....	755
Full syntax.....	756
Operand descriptions.....	756
Appendix A. IBM-supplied tables.....	759
Default logon mode table (ISTINCLM).....	759
Session-level USS table (ISTINCDT).....	771
Operation-level USS table (ISTINCNO).....	772
APPN Class of Service (CoS) definitions (COSAPPN).....	1126
COSAPPN.....	1127
ISTACST2.....	1136
ISTACST3.....	1149
APPN transmission group (TG) profile definitions (IBMTGPS).....	1162
Ethernet.....	1162
SDLC non-switched.....	1162
SDLC switched.....	1162
X.25.....	1162
Channel.....	1162
ESCON channel.....	1162
XCF.....	1162
Enterprise Extender, campus.....	1163
Enterprise Extender, wide area network.....	1163
Fast Ethernet.....	1163
Gigabit Ethernet.....	1163
Gigabit Ethernet, 10G.....	1163
FICON.....	1163
FICON Express.....	1163
HiperSockets.....	1163
Message flooding table (ISTMSFLD).....	1163
Appendix B. Examples of USS command conversion.....	1173
Appendix C. Related protocol specifications.....	1177

Appendix D. Architectural specifications.....	1197
Appendix E. Architectural specifications.....	1199
Appendix F. Accessibility.....	1201
Notices.....	1203
Terms and conditions for product documentation.....	1204
IBM Online Privacy Statement.....	1205
Policy for unsupported hardware.....	1205
Minimum supported hardware.....	1205
Policy for unsupported hardware.....	1206
Trademarks.....	1206
Bibliography.....	1207
Index.....	1211

Figures

- 1. Adjacent cluster routing definitions..... 435
- 2. APPN-to-subarea CoS mapping table example..... 451
- 3. APPN-to-subarea CoS mapping table used to disable the APPNTOSA COS mapping function example..... 452
- 4. Subarea-to-APPN CoS mapping table example..... 454
- 5. CoS mapping table example..... 457
- 6. GRPREFS table definition.....464
- 7. Subarea mapping table example..... 711
- 8. USS message layout in storage.....729

Tables

1. Adjacent control point major node definition statements and operands.....	15
2. DYNLU combinations.....	20
3. Application program major node (Non-LU 6.2) definition statements and operands.....	25
4. Application program major node (LU 6.2) definition statements and operands.....	28
5. Channel-attachment (CTCA) major node definition statements and operands.....	73
6. Channel-attachment (MPC) major node definition statements and operands.....	75
7. Rules for multiple definition of resources.....	89
8. Examples of how LUALIAS values are merged.....	92
9. Resource types for NQNMODE merges.....	93
10. Matrix for NQNMODE merges, part 1.....	95
11. Matrix for NQNMODE merges, part 2.....	96
12. Notes for NQNMODE merges tables.....	97
13. Cross-Domain resource major node definition statements and operands.....	98
14. How NQNMODE relates to CDRSCs.....	118
15. Cross-Domain resource manager major node definition statement and operands.....	124
16. External communication adapter major node— Enterprise Extender connections.....	146
17. XCA AUTOGEN with 3-character user-supplied seeds.....	164
18. XCA AUTOGEN with number of statements greater than 4096.....	165
19. Local non-SNA major node definition statements and operands.....	192
20. Local SNA major node definition statements and operands.....	203
21. LU group major node definition statements and operands.....	244
22. Model major node definition statements and operands.....	259
23. XCF model PU operands used with TRLE.....	309

24. Switched major node definition statements and operands.....	314
25. Transport resource list major node statements and operands.....	395
26. Definition statement for routes.....	409
27. Definition statements for dynamic update VTAM paths.....	413
28. Definition statements for dynamic reconfiguration with VARY DRDS (ADD operation).....	419
29. Definition statements for dynamic reconfiguration with VARY DRDS (DELETE operation).....	420
30. Definition statements for dynamic reconfiguration with VARY DRDS (MOVE operation).....	421
31. Definition statements for ADJSSCP table.....	426
32. Definition statements for ADJCLUST table.....	435
33. Definition statement for transmission group profile (TGP).....	441
34. CAPACITY values when displayed.....	444
35. Definition statements for APPNTOSA table.....	452
36. Definition statements for SATOAPPN table.....	454
37. Definition statements for COSMAP table.....	457
38. Definition statement for network node server list.....	460
39. Definition statements for GRPREFS table.....	464
40. Start options that define SSCP or CP characteristics.....	498
41. Start options that affect VTAM initialization.....	499
42. Start options that define storage usage.....	499
43. Start options that affect session control.....	500
44. Start options that affect connectivity.....	501
45. Start options that affect session security.....	503
46. Start options that affect messages.....	504
47. Start options that affect recording and statistics.....	505
48. Start options that affect traces and dumps.....	505

49. Start options that define buffer pools.....	506
50. Start options that affect performance and tuning.....	507
51. Start options that define APPN characteristics.....	509
52. Start options that were zappable constants.....	512
53. Start options that define HPR and Enterprise Extender (EE) characteristics.....	514
54. Start options that define network management characteristics.....	515
55. Start options that define coupling facility and SYSPLEX characteristics.....	516
56. VTAM buffer pools.....	524
57. IBM-supplied VTAM buffer pool values.....	528
58. IOBUF buffer size and number of buffers per page.....	530
59. Node type functional summary.....	566
60. XNETALS matrix.....	651
61. Associated LU table macroinstructions and operands.....	655
62. Subarea CoS macroinstructions and operands.....	659
63. APPN CoS definition statements and operands.....	662
64. Default values for LINEROW CAPACITY operand.....	666
65. Default values for LINEROW COSTBYTE operand.....	668
66. Default values for LINEROW COSTTIME operand.....	669
67. Default values for LINEROW PDELAY operand.....	672
68. Default values for LINEROW WEIGHT operand.....	675
69. Interpret table macroinstructions and operands.....	678
70. Logon mode table macroinstructions and operands.....	686
71. Exponent and mantissa values for each RU size.....	700
72. Message-flooding prevention table macroinstructions and operands.....	702
73. Model name table macroinstructions and operands.....	708

74. Definition statements for SAMAP table.....	711
75. Session awareness data filter macroinstructions and operands.....	713
76. SAW sense filter definition statements and operands.....	717
77. Description of the IBM-supplied USS tables.....	720
78. VTAM messages search order for VTAM messages.....	721
79. VTAM messages search order for a program operator.....	722
80. VTAM commands search order for VTAM commands.....	722
81. Input translation tables search order.....	723
82. USS table macroinstructions and operands.....	723
83. Valid character strings for message definition.....	730
84. USS messages and VTAM message equivalents.....	744
85. LOGON command and operands.....	748
86. LOGOFF command and operands.....	752
87. IBMTEST command and operands.....	755

About this document

This document presents the meaning and coding syntax of Virtual Telecommunications Access Method (VTAM®) resource definition statements and operands, NCP resource definition statements and operands that affect VTAM, start options, and macroinstructions and operands for user-defined tables.

To plan for the tasks of installing VTAM and defining resources to it, see [z/OS Communications Server: New Function Summary](#).

When you are ready to install VTAM and define resources to it, you can find the broader, more conceptual information about installation and definition in the [z/OS Communications Server: SNA Network Implementation Guide](#).

This document contains the specifics of resource definition.

The information in this document includes descriptions of support for both IPv4 and IPv6 networking protocols. Unless explicitly noted, descriptions of IP protocol support concern IPv4. IPv6 support is qualified within the text.

Who should read this document

This document is intended to help system programmers define resources to VTAM.

How this document is organized

This document consists of the following topics and appendixes:

- Chapter 1, “Introduction to VTAM resource definition,” on page 1 describes the symbols and coding conventions used for the definition statements and macroinstructions described in this information. Descriptions of the sift-down effect and each type of major node are also included.
- “Major nodes” on page 2 describes the VTAM definition statements used to define major nodes. Descriptions of NCP definition statements and their operands are given only when they affect VTAM.
- Chapter 3, “Routing and dynamic reconfiguration,” on page 409 describes the VTAM definition statements used, in general, to define routes and to dynamically reconfigure and dynamically change resources.
- Chapter 4, “VTAM start options,” on page 471 describes VTAM start options and how you can code them to set various conditions that are to exist while VTAM is running.
- Chapter 5, “User-defined tables and data filter,” on page 655 describes how to create or modify the associated LU table, Class-of-Service table, interpret table, logon mode table, message-flooding prevention table, model name table, and unformatted system services (USS) table. It also describes how to code the session awareness (SAW) data filter.
- Appendix A, “IBM-supplied tables,” on page 759 contains listings of the IBM®-supplied default tables.
- Appendix B, “Examples of USS command conversion,” on page 1173 contains examples of how to code USS tables to convert commands.
- Appendix D, “Architectural specifications,” on page 1197 lists documents that provide architectural specifications for the SNA Protocol.
- Appendix F, “Accessibility,” on page 1201 describes accessibility features to help users with physical disabilities.
- “Notices” on page 1203 contains notices and trademarks used in this document.
- “Bibliography” on page 1207 contains descriptions of the documents in the z/OS Communications Server library.

How to use this document

You can use this document as a reference for specific operator commands and as background reading to help understand how to operate VTAM.

To use this document, you should be familiar with the basic concepts of telecommunication, SNA, and VTAM.

How to provide feedback to IBM

We welcome any feedback that you have, including comments on the clarity, accuracy, or completeness of the information. See, [How to send feedback to IBM](#) for additional information.

Conventions and terminology that are used in this information

Commands in this information that can be used in both TSO and z/OS UNIX environments use the following conventions:

- When describing how to use the command in a TSO environment, the command is presented in uppercase (for example, NETSTAT).
- When describing how to use the command in a z/OS UNIX environment, the command is presented in bold lowercase (for example, **netstat**).
- When referring to the command in a general way in text, the command is presented with an initial capital letter (for example, Netstat).

All the exit routines described in this information are *installation-wide exit routines*. The installation-wide exit routines also called installation-wide exits, exit routines, and exits throughout this information.

The TPF logon manager, although included with VTAM, is an application program; therefore, the logon manager is documented separately from VTAM.

Samples used in this information might not be updated for each release. Evaluate a sample carefully before applying it to your system.

z/OS no longer supports mounting HFS data sets (The POSIX style file system). Instead, a z/OS File System (zFS) can be implemented. The term hierarchical file system, abbreviated as HFS, is defined as a data structure that has a hierarchical nature with directories and files. References to hierarchical file systems or HFS might still be in use in z/OS Communications Server publications.

Network Express and Open Systems Adapter-Express (OSA-Express) terminology:

- The Network Express feature is introduced with the IBM z17 processor family. The Network Express feature is the next generation of Open Systems Adapter (OSA) technology. The term OSA (Open Systems Adapter) is carried forward with Network Express. The IBM z17 processor supports both the Network Express and the OSA-Express7S features. In this information, when a general reference is made to OSA that applies to all these features, then the term *OSA* is used, and the acronym will appear in italics. This formatting style and guideline for usage for the term *OSA* is used throughout this document. When a distinction is necessary, then the specific feature name is used such as the Network Express feature
- The Network Express feature is defined as channel (CHPID) type OSH (Open System Adapter for Hybrid networks) that might operate in either 10 GbE or 25 GbE link speed. When this term is used in this information, the processing being described applies to either link speed. If processing is applicable to only one link speed, the full terminology, for instance, IBM 25 GbE Network Express will be used.
- Network Express is defined with new system architecture called Enhanced Queued Direct I/O (EQDIO). In this information there are many references to QDIO or OSA/QDIO. When the reference applies to both QDIO and EQDIO the reference just indicates OSA. When the reference is specific to the QDIO or EQDIO architecture, then the specific architecture is referenced, for example, OSA/QDIO or OSA/EQDIO. Some OSA references also use or include the channel type for OSA such as OSD (QDIO). When the reference applies to both features, then the term OSA is used. When a distinction is necessary then the specific channel or architecture type is used, OSD/QDIO or OSH/EQDIO.

Shared Memory Communications over Remote Direct Memory Access (SMC-R) terminology

- *RoCE* , which is a generic term representing IBM® 10 GbE RoCE Express, IBM 10 GbE RoCE Express2, IBM 25 GbE RoCE Express2, IBM 10 GbE RoCE Express3, IBM 25 GbE RoCE Express3, IBM 10 GbE Network Express and IBM 25 GbE Network Express feature capabilities. When this term is used in this information, the processing being described applies to all of these features. If processing is applicable to only one feature, the full terminology, for instance, Network Express will be used.
- RoCE Express2, which is a generic term representing an IBM RoCE Express2 feature that might operate in either 10 GbE or 25 GbE link speed. When this term is used in this information, the processing being described applies to either link speed. If processing applies to only one link speed, the full terminology, for instance, IBM 25 GbE RoCE Express2 will be used.
- RoCE Express3, which is a generic term representing an IBM RoCE Express3 feature that might operate in either 10 GbE or 25 GbE link speed. When this term is used in this information, the processing being described applies to either link speed. If processing applies to only one link speed, the full terminology, for instance, IBM 25 GbE RoCE Express3 will be used.
- Network Express, which is a generic term representing an Network Express feature that might operate in either 10 GbE or 25 GbE link speed. When this term is used in this information, the processing being described applies to either link speed. If processing is applicable to only one link speed, the full terminology, for instance, IBM 25 GbE Network Express will be used. When configured with a CHPID type of NETH, the Network Express feature may operate as an RDMA network interface card.
- RDMA network interface card (RNIC), which is used to refer to the IBM 10 GbE RoCE Express, IBM 10 GbE RoCE Express2, IBM 25 GbE RoCE Express2, IBM 10 GbE RoCE Express3, or IBM 25 GbE RoCE Express3, IBM 10 GbE Network Express or IBM 25 GbE Network Express feature.
- Shared RoCE environment, which means that the *RoCE* feature can be used concurrently, or shared, by multiple operating system instances. The feature is considered to operate in a shared RoCE environment even if you use it with a single operating system instance.

Clarification of notes

Information traditionally qualified as Notes is further qualified as follows:

Attention

Indicate the possibility of damage

Guideline

Customary way to perform a procedure

Note

Supplemental detail

Rule

Something you must do; limitations on your actions

Restriction

Indicates certain conditions are not supported; limitations on a product or facility

Requirement

Dependencies, prerequisites

Result

Indicates the outcome

Tip

Offers shortcuts or alternative ways of performing an action; a hint

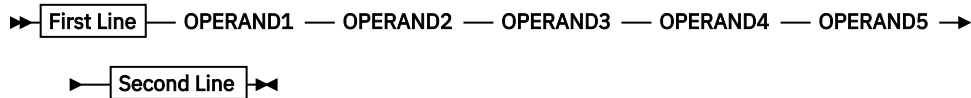
How to read a syntax diagram

This section describes how to read the syntax diagrams used in this book.

- Read the diagrams from left-to-right, top-to-bottom, following the main path line. Each diagram begins on the left with double arrowheads (➡➡) and ends on the right with two arrowheads facing each other (➡➡).

►► Syntax Diagram ◀◀

- If a diagram is longer than one line, the first line ends with a single arrowhead (►) and the second line begins with a single arrowhead.



- Required operands and values appear on the main path line.

►► REQUIRED_OPERAND ◀◀

You must code required operands and values.

If there is more than one mutually exclusive required operand or value to choose from, they are stacked vertically in alphanumeric order.

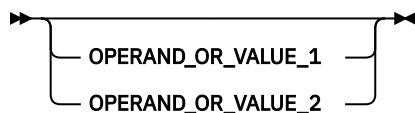


- Optional operands and values appear below the main path line.

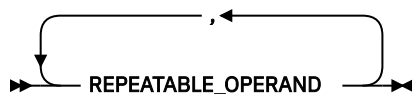


You can choose not to code optional operands and values.

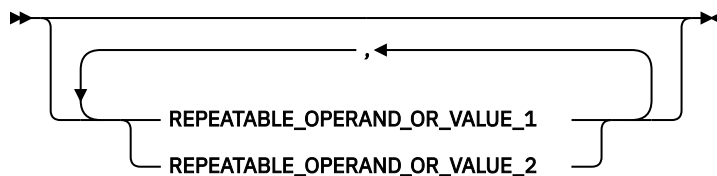
If there is more than one mutually exclusive optional operand or value to choose from, they are stacked vertically in alphanumeric order below the main path line.



- An arrow returning to the left above an operand or value on the main path line means that the operand or value can be repeated. The comma means that each operand or value must be separated from the next by a comma.



- An arrow returning to the left above a group of operands or values means more than one can be selected, or a single one can be repeated.



- A word in all uppercase is an operand or value you must spell exactly as shown. In this example, you must code **OPERAND**.

Note: VTAM and IP commands are not case sensitive. You can code them in uppercase or lowercase. If the operand is shown in both uppercase and lowercase, the uppercase portion is the abbreviation (for example, OPERand).

►► OPERAND ◀◀

If an operand or value can be abbreviated, the abbreviation is described in the text associated with the syntax diagram.

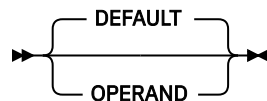
- If a diagram shows a character that is not alphanumeric (such as parentheses, periods, commas, and equal signs), you must code the character as part of the syntax. In this example, you must code ***OPERAND=(001,0.001)***.

►► OPERAND — = — (— 001 — , — 0.001 —) ◄◄

- If a diagram shows a blank space, you must code the blank space as part of the syntax. In this example, you must code ***OPERAND=(001 FIXED)***.

►► OPERAND — = — (— 001 — — FIXED —) ◄◄

- Default operands and values appear above the main path line. VTAM uses the default if you omit the operand entirely.



- A word in all lowercase italics is a *variable*. Where you see a variable in the syntax, you must replace it with one of its allowable names or values, as defined in the text.

►► *variable* ◄◄

- References to syntax notes appear as numbers enclosed in parentheses above the line. Do not code the parentheses or the number.

►► OPERAND — ¹ ◄◄

Notes:

¹ An example of a syntax note.

- Some diagrams contain *syntax fragments*, which serve to break up diagrams that are too long, too complex, or too repetitious. Syntax fragment names are in mixed case and are shown in the diagram and in the heading of the fragment. The fragment is placed below the main diagram.

►► Reference to Syntax Fragment ◄◄

Syntax Fragment

►► 1ST_OPERAND — , — 2ND_OPERAND — , — 3RD_OPERAND ◄◄

Prerequisite and related information

z/OS Communications Server function is described in the z/OS Communications Server library. Descriptions of those documents are listed in [“Bibliography” on page 1207](#), in the back of this document.

Required information

Before using this product, you should be familiar with TCP/IP, VTAM, MVS, and UNIX System Services.

Softcopy information

Softcopy publications are available in the following collection.

Titles	Description
<i>IBM Z Redbooks</i>	The IBM Z [®] subject areas range from e-business application development and enablement to hardware, networking, Linux [®] , solutions, security, parallel sysplex, and many others. For more information about the Redbooks [®] publications, see http://www.redbooks.ibm.com/ and http://www.ibm.com/systems/z/os/zos/zfavorites/ .

Other documents

This information explains how z/OS references information in other documents.

When possible, this information uses cross-document links that go directly to the topic in reference using shortened versions of the document title. For complete titles and order numbers of the documents for all products that are part of z/OS, see z/OS Information Roadmap (SA23-2299). The Roadmap describes what level of documents are supplied with each release of z/OS Communications Server, and also describes each z/OS publication.

To find the complete z/OS library, visit the [z/OS library](https://www.ibm.com/docs/en/zos) in [IBM Documentation](https://www.ibm.com/docs/en/zos) (<https://www.ibm.com/docs/en/zos>).

Relevant RFCs are listed in an appendix of the IP documents. Architectural specifications for the SNA protocol are listed in an appendix of the SNA documents.

The following table lists documents that might be helpful to readers.

Title	Number
<i>DNS and BIND</i> , Fifth Edition, O'Reilly Media, 2006	ISBN 13: 978-0596100575
<i>Routing in the Internet</i> , Second Edition, Christian Huitema (Prentice Hall 1999)	ISBN 13: 978-0130226471
<i>sendmail</i> , Fourth Edition, Bryan Costales, Claus Assmann, George Jansen, and Gregory Shapiro, O'Reilly Media, 2007	ISBN 13: 978-0596510299
<i>SNA Formats</i>	GA27-3136
<i>TCP/IP Illustrated, Volume 1: The Protocols</i> , W. Richard Stevens, Addison-Wesley Professional, 1994	ISBN 13: 978-0201633467
<i>TCP/IP Illustrated, Volume 2: The Implementation</i> , Gary R. Wright and W. Richard Stevens, Addison-Wesley Professional, 1995	ISBN 13: 978-0201633542
<i>TCP/IP Illustrated, Volume 3: TCP for Transactions, HTTP, NNTP, and the UNIX Domain Protocols</i> , W. Richard Stevens, Addison-Wesley Professional, 1996	ISBN 13: 978-0201634952
<i>TCP/IP Tutorial and Technical Overview</i>	GG24-3376
<i>Understanding LDAP</i>	SG24-4986
z/OS Cryptographic Services System SSL Programming	SC14-7495
z/OS IBM Tivoli Directory Server Administration and Use for z/OS	SC23-6788
z/OS JES2 Initialization and Tuning Guide	SA32-0991
z/OS Problem Management	SC23-6844
z/OS MVS Diagnosis: Reference	GA32-0904
z/OS MVS Diagnosis: Tools and Service Aids	GA32-0905
z/OS MVS Using the Subsystem Interface	SA38-0679
z/OS Program Directory	GI11-9848
z/OS UNIX System Services Command Reference	SA23-2280

Title	Number
z/OS UNIX System Services Planning	GA32-0884
z/OS UNIX System Services Programming: Assembler Callable Services Reference	SA23-2281
z/OS UNIX System Services User's Guide	SA23-2279
z/OS C/C++ Runtime Library Reference	SC14-7314
OSA-Express Customer's Guide and Reference	SA22-7935

Redbooks publications

The following Redbooks publications might help you as you implement z/OS Communications Server.

Title	Number
<i>IBM z/OS Communications Server TCP/IP Implementation, Volume 1: Base Functions, Connectivity, and Routing</i>	SG24-8096
<i>IBM z/OS Communications Server TCP/IP Implementation, Volume 2: Standard Applications</i>	SG24-8097
<i>IBM z/OS Communications Server TCP/IP Implementation, Volume 3: High Availability, Scalability, and Performance</i>	SG24-8098
<i>IBM z/OS Communications Server TCP/IP Implementation, Volume 4: Security and Policy-Based Networking</i>	SG24-8099
<i>IBM Communication Controller Migration Guide</i>	SG24-6298
<i>IP Network Design Guide</i>	SG24-2580
<i>Managing OS/390 TCP/IP with SNMP</i>	SG24-5866
<i>Migrating Subarea Networks to an IP Infrastructure Using Enterprise Extender</i>	SG24-5957
<i>SecureWay Communications Server for OS/390 V2R8 TCP/IP: Guide to Enhancements</i>	SG24-5631
<i>SNA and TCP/IP Integration</i>	SG24-5291
<i>TCP/IP in a Sysplex</i>	SG24-5235
<i>TCP/IP Tutorial and Technical Overview</i>	GG24-3376
<i>Threadsafe Considerations for CICS</i>	SG24-6351

Where to find related information on the Internet

z/OS

This site provides information about z/OS Communications Server release availability, migration information, downloads, and links to information about z/OS technology

<http://www.ibm.com/systems/z/os/zos/>

z/OS Internet Library

Use this site to view and download z/OS Communications Server documentation

<http://www.ibm.com/systems/z/os/zos/library/bkserv/>

z/OS Communications Server product

The page contains z/OS Communications Server product introduction

<https://www.ibm.com/products/zos-communications-server>

IBM Communications Server product support

Use this site to submit and track problems and search the z/OS Communications Server knowledge base for Technotes, FAQs, white papers, and other z/OS Communications Server information

<https://www.ibm.com/mysupport>

IBM Communications Server performance information

This site contains links to the most recent Communications Server performance reports

<http://www.ibm.com/support/docview.wss?uid=swg27005524>

IBM Systems Center publications

Use this site to view and order Redbooks publications, Redpapers, and Technotes

<http://www.redbooks.ibm.com/>

z/OS Support Community

Search the z/OS Support Community Library for Techdocs (including Flashes, presentations, Technotes, FAQs, white papers, Customer Support Plans, and Skills Transfer information)

[z/OS Support Community](#)

Tivoli® NetView for z/OS

Use this site to view and download product documentation about Tivoli NetView for z/OS

<http://www.ibm.com/support/knowledgecenter/SSZJDU/welcome>

RFCs

Search for and view Request for Comments documents in this section of the Internet Engineering Task Force website, with links to the RFC repository and the IETF Working Groups web page

<http://www.ietf.org/rfc.html>

Internet drafts

View Internet-Drafts, which are working documents of the Internet Engineering Task Force (IETF) and other groups, in this section of the Internet Engineering Task Force website

<http://www.ietf.org/ID.html>

Information about web addresses can also be found in information APAR II11334.

Note: Any pointers in this publication to websites are provided for convenience only and do not serve as an endorsement of these websites.

DNS websites

For more information about DNS, see the following USENET news groups and mailing addresses:

USENET news groups

comp.protocols.dns.bind

BIND mailing lists

<https://lists.isc.org/mailman/listinfo>

BIND Users

- Subscribe by sending mail to bind-users-request@isc.org.
- Submit questions or answers to this forum by sending mail to bind-users@isc.org.

BIND 9 Users (This list might not be maintained indefinitely.)

- Subscribe by sending mail to bind9-users-request@isc.org.
- Submit questions or answers to this forum by sending mail to bind9-users@isc.org.

The z/OS Basic Skills Information Center

The z/OS Basic Skills Information Center is a web-based information resource intended to help users learn the basic concepts of z/OS, the operating system that runs most of the IBM mainframe computers in use today. The Information Center is designed to introduce a new generation of Information Technology professionals to basic concepts and help them prepare for a career as a z/OS professional, such as a z/OS systems programmer.

Specifically, the z/OS Basic Skills Information Center is intended to achieve the following objectives:

- Provide basic education and information about z/OS without charge
- Shorten the time it takes for people to become productive on the mainframe
- Make it easier for new people to learn z/OS

To access the z/OS Basic Skills Information Center, open your web browser to the following website, which is available to all users (no login required): <https://www.ibm.com/support/knowledgecenter/zosbasics/com.ibm.zos.zbasics/homepage.html?cp=zosbasics>

Summary of changes for SNA Resource Definition Reference

This document contains terminology, maintenance, and editorial changes, including changes to improve consistency and retrievability. Technical changes or additions to the text and illustrations for the current edition are indicated by a vertical line to the left of the change.

Summary of changes for z/OS 3.2

The following content is new, changed, or no longer included in z/OS 3.2.

New

The following content is new.

September 2025 release

- None.

Changed

The following content is changed.

September 2025 release

- None.

Deleted

The following content is deleted.

September 2025 release

- None.

Changes made in z/OS Communications Server 3.1

The following content is new, changed, or no longer included in z/OS 3.1.

New information

- OSA-Express Enhanced Inbound Blocking (EIB), see the following topic:
 - [“QDIOEIB start option” on page 606](#)

Changed information

- Communications Server support for RoCE Express3, see the following topic:
 - [“CSDUMP start option” on page 538](#)
- OSA-Express Enhanced Inbound Blocking (EIB), see the following topics:
 - [“Coding VTAM start options” on page 471](#)
 - [“Start options syntax diagrams” on page 472](#)
 - [“QDIOSTG start option” on page 607](#)
- Withdrawal of support of VTAM LSA and TCP/IP LCS devices, see the following topics:

- [“External communication adapter major node” on page 2](#)
- [“External communication adapter \(XCA\) major node” on page 146](#)
- [“Enterprise Extender connections” on page 146](#)
- [“PORT definition statement” on page 152](#)
- [“PORT” on page 153](#)
- [“PU” on page 156](#)
- [“PORT” on page 157](#)
- [“GROUP” on page 159](#)
- [“ANSWER” on page 163](#)
- [“AUTOGEN” on page 164](#)
 - [“AUTOGEN=\(2,EEL,EEL\)” on page 164](#)
 - [“AUTOGEN=\(4097,K,J\)” on page 165](#)
- [“CALL” on page 165](#)
- [“CAPACITY” on page 165](#)
- [“COSTBYTE” on page 167](#)
- [“COSTTIME” on page 168](#)
- [“DIAL” on page 168](#)
- [“DYNPU” on page 169](#)
- [“DYNPUPFX” on page 169](#)
- [“HPR” on page 172](#)
- [“LIMRES” on page 177](#)
- [“MEDIUM” on page 179](#)
- [“PDELAY” on page 181](#)
- [“SAPADDR” on page 182](#)
- [“SECURITY” on page 183](#)
- [“SWNORDER” on page 185](#)
- [“TGP” on page 186](#)
- [“UPARM1” on page 188](#)
- [“UPARM2” on page 188](#)
- [“UPARM3” on page 189](#)
- [“VNGROUP” on page 190](#)
- [“VNNAME” on page 190](#)
- [“Model major node” on page 259](#)
- [“PU” on page 265](#)
- [“CAPACITY” on page 345](#)
- [“DLCADDR” on page 353](#)
- [“LLERP” on page 370](#)
- [“Transport resource list major node” on page 395](#)
- [“MAXREADS” on page 401](#)
- [“MPCLEVEL” on page 401](#)
- [“On TRLE” on page 402](#)
- [“PORTNAME” on page 403](#)
- [“READ” on page 404](#)

- [“TRACE for MODULE, STATE \(with OPTION\), or VTAM internal trace” on page 633](#)

Deleted information

- Withdrawal of support of VTAM LSA and TCP/IP LCS devices, see the following topics:

- *LAN and ATM LAN emulation connections*
- *ATM native connections*
- *ATM TGs over PVCs [campus (private) ATM best effort]*
- *ATM TGs over PVCs (campus ATM reserved bandwidth)*
- *ATM TGs over PVCs [WAN (public) ATM best effort]*
- *ATM TGs over PVCs (WAN ATM reserved bandwidth)*
- *ATM TGs over SVCs (campus ATM best effort)*
- *ATM TGs over SVCs (campus ATM reserved bandwidth)*
- *ATM TGs over SVCs (WAN ATM best effort)*
- *ATM TGs over SVCs (WAN ATM reserved bandwidth)*
- *ADAPNO*
- *AUTHLEN*
- *AUTOGEN=(3,,) and CUA=505*
- *AUTOGEN=(2, K, J) and CUA=505*
- *CONNTYPE*
- *CPCP*
- *CPNAME*
- *CUADDR*
- *DELAY*
- *DLCADDR*
- *DYNADJCP*
- *DYNLU*
- *LANTEST*
- *MACADDR*
- *MAXSLOW*
- *MULTGSUP*
- *NATIVE*
- *NETID*
- *NN*
- *PORTNAME*
- *PUTYPE*
- *PVCNAME*
- *ROUTEDIR*
- *SUBAREA*
- *TGN*
- *TIMER*
- *TOPO*
- *USER*
- *VERALSID*

- *XID*
- *XNETALS*

Chapter 1. Introduction to VTAM resource definition

This topic gives an overview of VTAM resource definition and presents general information on:

- Major nodes
- Routing functions
- Tables
- Coding conventions, formats, and procedures

Defining a single-domain network to VTAM involves defining the following resources:

- Adjacent control point major nodes
- Application program major nodes
- Channel-attachment major nodes
- External communication adapter major nodes
- Local non-SNA major nodes
- Local SNA major nodes
- LU group major nodes
- Model major nodes
- NCP major nodes
- Switched major nodes
- Path statements ¹
- Transmission group profiles
- Tables

Defining a multiple-domain network to VTAM also involves defining:

- Adjacent SSCP tables ¹
- Cross-domain resource manager major nodes
- Cross-domain resource major nodes ²
- Network node server lists
- Transport resource list

When you use SNA network interconnection, you might also have to redefine existing major node definitions.

VTAM uses tables for routing, to begin and end sessions, and to define messages and certain operator commands and to suppress messages. You can create, replace, or modify these tables while VTAM is running.

VTAM also provides a filter for session awareness (SAW) data that is passed to communication network management (CNM) application programs, such as NetView. You can create, modify or replace the filter while VTAM is running.

After you define a network, you can use dynamic reconfiguration to add, move, or delete resources attached to an NCP or to add or delete locally attached logical units. In addition, you can dynamically change the values of certain operands.

¹ These definition statements, along with dynamic reconfiguration and dynamic path update, are described in [Chapter 3, “Routing and dynamic reconfiguration,”](#) on page 409.

² The cross-domain major node is also used to predefine independent LUs in a boundary-attached subarea network.

See [z/OS Communications Server: SNA Network Implementation Guide](#) for information about the methods of dynamic reconfiguration.

Major nodes

Resources in a VTAM network are classified under major and minor nodes. Each major node can contain one or more minor nodes. Brief descriptions of the major nodes follow.

Adjacent control point major node

An adjacent control point major node specifies the name and attributes of an adjacent APPN node with which a node can establish type 2.1 connections.

Application program major node

An application program major node contains application programs as minor nodes. There can be one or more application programs in each application program major node.

Channel-attachment major node

A channel-attachment major node contains definition statements for one of several types of channel (link) groups. The possible types of link groups are:

- Channel-to-channel support
- Multipath channel support

Cross-domain resource major node

A cross-domain resource major node is a logical set of cross-domain resources (CDRSCs). You can define one or more cross-domain resources, each of which is a minor node, in each major node. You can also use the cross-domain resource major node to predefine independent LUs in a boundary-attached subarea network.

Cross-domain resource manager major node

A cross-domain resource manager major node is a logical set of cross-domain resource managers (CDRMs). You can define one or more cross-domain resource managers, each of which is a minor node, in each major node.

External communication adapter major node

The XCA major node is used to define a connection (port) between VTAM and an Enterprise Extender (EE) network. The minor nodes are the line groups, lines, and physical units.

Local non-SNA major node

A local non-SNA major node consists of a logical group of channel-attached non-SNA terminals. Each terminal in the group is a minor node. The terminals in a group do not have to all be connected to the same cluster controller.

Local SNA major node

A local SNA major node consists of a logical group of channel-attached SNA terminals. The minor nodes are the physical units and their logical units that are contained in the terminals.

LU group major node

An LU group major node defines one or more model LU groups.

Model major node

A model major node defines dynamic switched definitions for PUs and LUs.

Switched major node

The switched major node contains definitions for potential switched connections to either a subarea node or a peripheral node.

Two types of resources make up a switched connection:

- A switched line within a switched line group

Define the line group within a channel-attachment major node, or an external communication adapter major node.

- A remote physical unit

The physical unit and its logical units are the minor nodes that you define within a switched major node.

Transport resource list major node

The transport resource list major node describes the connectivity characteristics of a multipath channel connecting two APPN hosts. The characteristics of each multipath channel are defined by a TRLE definition statement. When an adjacent link station is activated, the PU definition statement identifies which TRLE definition statement VTAM uses to route data over the channel.

Routing functions and dynamic reconfiguration

Brief descriptions of routing functions and dynamic reconfiguration and change follow.

Adjacent SSCP tables

The adjacent SSCP table contains one or more lists of SSCPs that can be in session with the VTAM SSCP and can be used to reach destination SSCPs in the same or other networks. You can activate one or more adjacent SSCP tables in each VTAM host.

Because of the dynamic adjacent SSCP table function (see the start option “DYNASSCP start option” on page 553), you do not need to code adjacent SSCP tables to establish cross-domain and cross-network sessions. VTAM dynamically routes session establishment requests to all active adjacent SSCPs until it finds the correct SSCP. However, if you code adjacent SSCP tables, VTAM uses them.

Information on coding the statements that define adjacent SSCP tables is in [“Adjacent SSCP table” on page 426](#).

Path definition statements

Path definition statements are used for two different purposes:

- To define VTAM paths

PATH definition statements represent the routes VTAM takes to communicate with other subarea nodes. One or more PATH definition statements are filed in the VTAM definition library. The name assigned to a path definition set is used to activate that set of paths. More than one path definition set can be filed and activated.

Information on coding the definition statements that define VTAM paths is in [“VTAM routes” on page 409](#).

- For dynamic path update

Dynamic path update allows the VTAM operator to add NCP path definitions or VTAM path definitions dynamically without regenerating and reloading the NCP. If the explicit route (ER) is not currently operative, NCP path definitions can also be replaced dynamically without regenerating and reloading

the NCP. Also, a delete function for inoperative ERs is provided for both VTAM and NCP path definitions. You can also use dynamic path update to change path definition parameters such as virtual route (VR) pacing window size for inoperative routes.

– For VTAM:

The dynamic path specification set for VTAM contains VPATH and PATH definition statements.

The VPATH definition statement identifies the VTAM subarea and the network to which the path update specification set applies in a dynamic path update member. The PATH definition statement defines the explicit routes, virtual routes, and virtual route pacing window size for the path.

Information on coding the definition statements that define VTAM dynamic path update is in [“Dynamic path update \(VTAM\)” on page 413](#).

– For NCP:

The dynamic path specification set for an NCP contains NCPPATH and PATH definition statements.

The NCPPATH definition statement identifies the NCP and the network to which the path update specification set applies in a dynamic path update member. The PATH definition statement defines the explicit routes, virtual routes, and virtual route pacing window size for the path.

Dynamic reconfiguration and dynamic change

Dynamic reconfiguration (DR) allows you to change a network configuration without having to deactivate the affected major node and without having to regenerate the NCP. Dynamic change allows you to change certain operands in resource definition statements without having to deactivate the major node. With dynamic reconfiguration and dynamic change, you can:

- Add and delete physical units or logical units
- Move a physical unit and its associated logical units
- Change the SDLC link station address for a physical unit
- Change an LU's LOCADDR value
- Modify operands

More information on dynamic reconfiguration and the definition statements that are coded for this function is found in [“Dynamic reconfiguration and dynamic change” on page 418](#).

Transmission group profile

The transmission group profile definition statement defines a set of characteristics for a transmission group (TG). The TG profile is referenced by an adjacent link station definition on a PU in a switched or model major node or on a PU under a non-switched line.

The TG profile is not a resource, but describes the characteristics of a link. When an adjacent link station is activated, VTAM locates the TG profile. If the TG profile cannot be found, default values for a TG profile are used for the link characteristics. See [“APPN transmission group profile” on page 441](#) for more details.

Network node server list

A network node server list indicates the network nodes that can act as servers for an end node. The network node server list is not required, but using it allows you to control which network node is selected by an end node.

An end node becomes aware of adjacent network nodes that can act as its network node server through normal, spontaneous network flows. By default, an end node establishes a CP-CP session with the first network node of which it becomes aware, and this network node acts as the end node's server. There is no predictability in this scheme because it depends on timing.

You might want to control which network node is selected by an end node. For example, you might want to exclude a particular network node from network node server responsibilities; acting as a server does

involve some overhead, such as originating search requests or executing domain broadcasts. You might also want to isolate particular end nodes from certain network nodes for security reasons.

See [“Network node server list” on page 460](#) for more details.

User-defined tables and session awareness data filter

Brief descriptions of the user-defined tables and filter follow.

Associated LU table

The associated LU table provides the subsystem with the associated printer information needed to dynamically define the SLU. During session initiation, VTAM passes the information to the primary logical unit (PLU) in the LOGON exit.

See [“Associated LU table” on page 655](#) for information on the macroinstructions that define an associated LU table. See [z/OS Communications Server: SNA Network Implementation Guide](#) for information about how the table is used.

Class of Service

You can group routes based on characteristics such as security, transmission priority, and bandwidth of the routes. The characteristics of a particular group determine a Class of Service (CoS). VTAM provides classes of service for subarea and APPN routing.

See [“Subarea class-of-service table” on page 659](#) for information on the macroinstructions that define a subarea CoS table and [“APPN Class of Service definitions” on page 662](#) for information on the statements that define an APPN CoS. See [z/OS Communications Server: SNA Network Implementation Guide](#) for a discussion about how classes of service are used.

Interpret table

When VTAM processes a formatted Initiate or Terminate request (either received directly from a logical unit or formatted by unformatted system services (USS) from a character-coded logon or logoff), it uses an interpret table to determine which application program is to be notified.

The standard logon command definition should suffice for most networks. See [“LOGON command” on page 748](#) for coding details. You will have to write your own interpret table only under special circumstances, for instance, if the logon sequence you want to use does not follow the syntax for USS commands. IBM does not supply a default table.

See [“Interpret table” on page 678](#) for information on coding the macroinstructions that define an interpret table. See [z/OS Communications Server: SNA Network Implementation Guide](#) for information about how the table is used.

Logon mode table

A logon mode table contains entries specifying session parameters. VTAM contains an IBM-supplied default logon mode table, ISTINCLM. This table contains only a set of generally accepted session parameters for a basic list of IBM device types. If you need session parameters that are not included in the IBM-supplied default table, you can:

- Modify the IBM-supplied default table.
- Create supplementary tables, which you associate with device-type logical units or application programs by using the MODETAB operand in the statements defining them.

See [“Logon mode table” on page 685](#) for information on the macroinstructions that define a logon mode table. See [z/OS Communications Server: SNA Network Implementation Guide](#) for information about how the table is used.

Message-flooding prevention table

The message-flooding prevention table lists messages that are candidates for flooding suppression. The purpose is to prevent VTAM from issuing duplicate messages in rapid succession, which could flood the operator console without providing additional information.

For each candidate message, the table contains the criteria that must be met before VTAM suppresses duplicate messages. The suppression criteria include the amount of time between the original and subsequent messages, as well as an indication of which variable text fields are to be compared and whether messages are suppressed for the hardcopy log. If the message is reissued within the specified interval and the specified variable text fields contain the same information, VTAM suppresses the message.

See [“Message-flooding prevention table” on page 702](#) for information on coding the macroinstructions that define a message-flooding prevention table.

Model name table

The model name table provides a model name that is passed to the subsystem in the LOGON exit during session initiation. The subsystem uses the model name while dynamically defining the secondary logical unit (SLU).

See [“Model name table” on page 708](#) for information on the macroinstructions that define a model name table. See [z/OS Communications Server: SNA Network Implementation Guide](#) for information about how the table is used.

Session awareness (SAW) data filter

The SAW data filter reduces the amount of session awareness trace data passed over the communication network management (CNM) interface to a CNM application program. See [“Session awareness data filter” on page 713](#) for information on the macroinstructions that define a SAW data filter. See [z/OS Communications Server: SNA Network Implementation Guide](#) for information about how the filter is used.

Unformatted system services (USS) table

VTAM uses USS tables to define messages and certain operator commands. If you want to change the text or other characteristics of a message or change the syntax or default values for a command, you can do so by creating a supplementary USS table. Only the commands and messages that you want to change need to be defined in the supplementary USS table.

See [“Unformatted system services tables” on page 719](#) for information on the macroinstructions that define a USS table. See [z/OS Communications Server: SNA Network Implementation Guide](#) for information about how the table is used.

Coding VTAM definitions

This information explains the format of definition statements and macroinstructions and the rules used to code them. For sample definitions to help you implement VTAM functions in your network, see [z/OS Communications Server: SNA Resource Definition Samples](#).

The VTAMLST definition source validation is available in VTAM as part of the [VARY ACT](#) command. It allows you to check the syntax of a definition file without activating the resources in the file. For more information on this function, see [z/OS Communications Server: SNA Operation](#).

The rules detailed in this information are assembler language rules.

Format of definition statements

NCP and VTAM definition statements have the following format:

Name	Definition statement	Operands
name	Definition Statement	Required and optional operands

The *name* field identifies the definition statement or minor node. If you use the *name* field, it must contain 1–8 characters of the following types:

First character	Alphabetical (A–Z); the national characters @, #, or \$; for APPL or CDRSC definition statements, the wildcard character ?.
Second to eighth characters	Alphabetical (A–Z); numerical (0–9); the national characters @, #, or \$; for APPL or CDRSC definition statements, the wildcard characters * or ?.

Note: Any *name* fields coded or referenced in VTAM API macroinstructions must be in uppercase.

You can code MVS system symbols in the name field of definition statements. See [“Using MVS system symbols in VTAM definition statements and macroinstructions” on page 12](#) for information about using MVS system symbols in VTAM macroinstructions.

If coded, the *name* field must begin in column 1 of the definition statement and must be followed by one or more blanks. Together, the *name* field and *definition statement* field must fit in columns 1–70 of a line. Although the name might be indicated as optional, you should code it because VTAM uses it in operator messages referring to the resource defined. Also, resources without names are not saved in checkpoint data sets. When a resource is "checkpointed", information about the resource is saved in a data set and later read by VTAM when it is restarted.

You can use network-qualified names to ensure that resources that are LU-LU session-capable within an SNA network interconnection (SNI) have unique names. Network-qualified names are in the form *netid.resource_name*, where *netid* identifies the name of the network in which the resource resides. Two resources residing in different networks can have the same resource name, but because their network-qualified names have unique network identifiers, no name conflict exists.

The *definition statement* field, which must be preceded and followed by one or more blanks, identifies the definition statement. All definition statements can be in mixed case, even though they will be translated and processed by VTAM in uppercase.

The *operands* field contains operands, which can be coded in any order and must be separated by commas. The operand field ends with one or more blanks placed after the last operand. In most definition statements, operands are used in the operand field. Operands are followed by an equal sign (=) and the operand value. The operand value can be a single value or a list of values. If it is a list of values, the values must be separated by commas and the list must be enclosed in parentheses. If the operand fields are to be continued, the continuation character must be placed in column 72. If the value is specified as *name*, it must follow the preceding rules for *name*.

Note: You can code one or more MVS system symbols in VTAM definition statements in VTAMLST. If you do, the preceding rules for the *name*, *definition statement*, and *operands* fields still apply, even before the symbols are resolved. For example, as shown below, a *name* field containing MVS system symbols must begin in column 1 on the same line as the definition statement to which it applies. The *name* field must be followed by one or more blanks. Together, the *name* field and the *definition statement* field must not go beyond column 70.

```
|...+...1...+...2...+...3...+...4...+...5...+...6...+...7...
&USER1.&USER2.&USER3.&USER4.&USER5.&USER6.&USER7.&USER8.      APPL X
                        AUTH=(ACQ,PASS),ENCR=REQD
```

After MVS substitutes the values for the symbols, the resolved name must be 1–8 characters in length. If the symbols used above are defined in MVS to have the following text:

```
Symbol
Text
&USER1
A
```

&USER2

P

&USER3

P

&USER4

L

&USER5

N

&USER6

A

&USER7

M

&USER8

E

the *name* field resolves to APPLNAME after MVS substitutes the values in place of the symbols in VTAMLST.

See [“Using MVS system symbols in VTAM definition statements and macroinstructions” on page 12](#) for information about using MVS system symbols in VTAM definition statements.

Format of macroinstructions

VTAM macroinstructions, which define tables and the SAW data filter, have the following format:

Name	Macroinstruction	Operands
name	Macroinstruction	Required and optional operands

The *name* field identifies the macroinstruction. If you use a name, it must contain 1–8 characters in the following format:

First character Alphabetical (A–Z) or the national characters @, #, or \$

Second to eighth character Alphabetical (A–Z), numerical (0–9), or the national characters @, #, or \$.

You can code MVS system symbols in the name field of the macroinstructions that define the following user-definable tables:

- APPN Class of Service (CoS) definitions
- APPN-to-subarea Class of Service mapping table
- Associated LU table
- Message-flooding prevention table
- Model name table
- Subarea-to-APPN Class of Service mapping table

See [“Using MVS system symbols in VTAM definition statements and macroinstructions” on page 12](#) for information about using MVS system symbols in VTAM macroinstructions.

If coded, the name field must begin in column 1 of the macroinstruction, and must be followed by one or more blanks. Together, the *name* field and *macroinstruction* field must fit in columns 1–70 of a line. Although the name might be optional, you should code it, because VTAM uses it in operator messages referring to the resource defined.

The *macroinstruction* field, which must be preceded and followed by one or more blanks, identifies the macroinstruction.

The *operands* field contains operands, which can be coded in any order, and must be separated by commas. The operand field ends with one or more blanks placed after the last operand. In most macroinstructions, operands are used in the operand field. Operands are followed by an equal sign (=) and the operand value. The operand value can be a single value or a list of values. If it is a list of values, the values must be separated by commas and the list must be enclosed in parentheses. If the operand fields are to be continued, the continuation character must be placed in column 72. If the value is specified as *name*, it must follow the rules given above for a name.

Note: You can code one or more MVS system symbols in VTAM macroinstructions in VTAMLST. If you do, the preceding rules for the *name*, *macroinstruction*, and *operands* fields still apply, even before the symbols are resolved. For example, as shown below, a *name* field containing MVS system symbols must begin in column 1 on the same line as the macroinstruction to which it applies. The *name* field must be followed by one or more blanks. Together, the *name* field and the *macroinstruction* field must not go beyond column 70, even when there are no operands to be coded on a macroinstruction, as in the following example.

```
|...+...1...+...2...+...3...+...4...+...5...+...6...+...7...
&USER1.&USER2.&USER3.&USER4.&USER5.&USER6.&USER7.&USER8.      MDLTAB
```

After MVS substitutes the values for the symbols, the resolved name must be 1–8 characters in length. If the symbols used above are defined in MVS to have the following text:

Symbol

Text

&USER1

M

&USER2

O

&USER3

D

&USER4

L

&USER5

N

&USER6

A

&USER7

M

&USER8

E

the *name* field resolves to MODLNAME after MVS substitutes the values in place of the symbols in VTAMLST.

See [“Using MVS system symbols in VTAM definition statements and macroinstructions” on page 12](#) for information about using MVS system symbols in VTAM macroinstructions.

Rules for coding start option lists and configuration lists

The coding of ATCCONyy (configuration list members) and ATCSTRyy (start list members) in the VTAM definition library are governed by the same syntax rules, which are different from the rules governing the coding of NCP and VTAM definition statements and VTAM macroinstructions.

Code start option lists and configuration lists as one or more 80-byte records in the following format:

position	position
1	72
[...]item[,item]...	...c

...

Indicates blanks. One or more blanks can precede the first item.

item

Represents a start option in a start option list or a resource in a configuration list. Separate items with commas. Use no intervening blanks between items.

c

Reserved for the continuation indicator. The continuation indicator is optional, but is ignored. VTAM ignores positions 72–80.

(,)

Commas are optional after the last item on a line, but required between items if coded on the same line.

The following information shows a sample start list, ATCSTRyy. The first line is a scale to show you column positions. Every tenth column position is indicated by a number.

```
|...+...1...+...2...+...3...+...4...+...5...+...6...+...7...
SSCPID=01
SSCPNAME=SSCP1A,
  DYNASSCP=YES
SSCPDYN=YES,HOSTSA=1
* this is a full line comment
NETID=NETA
```

One start list cannot reference another, and only an operator can enter LIST=yy on the start command to use this start list. One configuration list cannot reference another, and either an operator can enter CONFIG=yy on the start command, or the start option CONFIG=yy can be coded in a start list to use this configuration list.

The following information shows a sample configuration list, ATCCONyy. The first line is a scale to show you column positions. Every tenth column position is indicated by a number.

```
|...+...1...+...2...+...3...+...4...+...5...+...6...+...7...
LOCSNA1,
LOCNS1
NCP1,
  APPL1,
* this is a full line comment
CDRM1,CDRM2
```

Rules: Depending on the number of items, two or more records might be required for the start option list or configuration list. Observe the following rules if more than one record is required:

1. You can code data through position 71, even if you are in the middle of an item. The remainder of the item can be continued in the next record.
2. If you do not code data through position 71, end the data in one record with an item, and begin the next record with the new item.
3. To create a comment line, enter an asterisk(*) in position 1 of any record.
4. Blank lines are not allowed. There must be an (*) in column 1 for a record to be treated as a comment line.

Rules for coding continued lines

Code VTAM and NCP definition statements and VTAM macroinstructions—including the name, definition statement or macroinstruction, and operand fields—in columns 1–71 of a line.

Note: The name field together with the definition statement field or macroinstruction field must fit in columns 1–70.

You can continue a definition statement or macroinstruction that exceeds 71 columns on one or more additional lines. When you need to continue on another line, the following rules apply:

1. Code the definition statement or macroinstruction in one of the following ways:
 - Up through column 71
 - Through any completed operand, stopping after the comma that separates the operand from those that follow
2. If the definition statement field or the macroinstruction field ends in column 70, leave a blank in column 71.
3. Enter a nonblank continuation character in column 72. The continuation character is not considered part of the definition statement.
4. Begin coding or continue coding operands in column 16 of the next line. Columns 1–15 must be blank. A continuation line that begins in column 17 or beyond is ignored, with one exception: a quoted string that needs to be continued on the next line can have a blank in column 16 of the next line if a blank in the string coincides with that column.

A comment line cannot follow a continuation line.
5. If you must continue on another line, proceed with rule “1” on page 11.
6. Definition statements and macroinstructions can be coded on as many lines as needed.
7. Comments can appear on every line of a continued definition statement or macroinstruction.
8. Columns 73–80 can be used to code identification characters, definition statement sequence characters, or both.

Rules for coding comments

You can write comments after the operand field, but they must be separated from the last operand of the operand field by one or more blanks. Comments can be continued to the next line, but they must start in column 17 or beyond. An entire line can be used for a comment by placing an asterisk (*) in the first column of the line. If you need several entire lines for comments, place an asterisk in the first column of each line and leave column 72 blank. A definition statement or macroinstruction that has no operands cannot have comments on the same line as the operation code.

Using a default

If an operand value has a default, letting the operand's value default or coding the operand's default has the same effect. For example, in the following definition statement for an application program with the name APPL01 the MAXPVT operand was not coded. VTAM will assign the MAXPVT value at 0 because that is the default.

APPL01	APPL APPC=YES,	X
	CMPAPPLI=4,	X
	CMPAPPLO=1,	X
	AUTH=(ACQ,PASS)	

VTAM will also use the default if you code a null value for the operand. In the following example, the operand was coded without a value.

APPL01	APPL APPC=YES,	X
	MAXPVT=	

Using the sift-down effect in VTAM definition statements

The sift-down effect allows you to code an operand on a higher-level node (for example, PU is a higher-level node than LU) so that you do not need to recode it on each lower-level node for which you want the same value. Many of the operands whose values sift to lower-level nodes do not affect the higher-level nodes on which they are coded but can be coded there to take advantage of sifting.

You can override the sifted values at any point in the hierarchy of definition statements. To override the sifted values for a specific lower-level node, use either of the following methods:

- Code the same operand with a different value on the lower-level node. The recoded value applies only to the specific node on which it is coded and all lower-level nodes. All other nodes at the same level will use the sifted value. For example, if you code a sifted value of 2 on an operand of a PU definition statement that has multiple subordinate LU definition statements and then code a value of 4 for the same operand on the third LU statement, the third LU will use the value of 4 and all other LUs subordinate to the PU will use the sifted value of 2.
- Code the same operand with no value, followed by a comma. This causes the default value to replace the sifted value. For example, if you want to automatically logon all but one LU under a PU to application APPL1, you could code LOGAPPL=APPL1 on the PU statement and LOGAPPL=, on the one LU you do not want automatically logged on. The sifted value from the PU definition statement would apply to all LU definition statements except the one on which LOGAPPL=, is coded, whether the other LU definition statements precede or follow it.

The operands to which sifting applies are identified in the definition statement and operand table in each topic, in the column labeled "Sift Effect". For information about definition statement sequencing and the sift-down level for each NCP operand, see *NCP, SSP, and EP Resource Definition Reference*.

Note: For resources added through dynamic reconfiguration, sifting takes place within the hierarchy of minor nodes being added. Operand values coded in the original hierarchy do not sift down to those resources dynamically defined.

Restrictions on names

Specify unique names for all VTAM-related definitions that are active concurrently. For example, the name on a definition statement defining a minor node must not be the major node name. A definition is active when VTAM reads the major node in which it is contained (see *Planning for NetView, NCP, and VTAM* for NCP backup exceptions).

VTAM also creates internal resource definitions based on certain parameters in active VTAM definitions. For example, VTAM creates a direct attachment node (DAN) definition for each channel-attached non-SNA terminal in the VTAM domain when the device is activated. The name of the DAN is the character string coded on the CUADDR operand on the LOCAL macro that defines the terminal in a local non-SNA major node definition. Therefore, the name on a definition statement must not be the same as the CUADDR value specified on the LOCAL macro in a local non-SNA major node.

You should not use any name beginning with "IST", "IUT", or any of the following names for a major or minor node name:

VTAM
VTAMSEG
VTAMSG2
VTAMTERM

Note: VTAM may or may not police these names. Therefore, unpredictable results may occur. If, for example, the user codes IUTX0D00 as an application name, it will be accepted. If an attempt is made later to dynamically create TRLE IUTX0D00 for a TCP/IP CTC connection, the new definition will fail.

The names of major node members need to follow the rules for names detailed in "Format of definition statements" on page 6 and "Format of macroinstructions" on page 8, except that they cannot contain the MVS system symbol delimiters, ampersand (&), underscore (_), or a period (.).

Using MVS system symbols in VTAM definition statements and macroinstructions

You can use MVS system symbols in the names you specify for VTAM definition statements and in the values you specify on the operands on those definition statements in all major nodes and in all definitions for routing and dynamic reconfiguration.

You can also use MVS system symbols in the names you specify for VTAM macroinstructions and in the values you specify on the operands on those macroinstructions for the following user-definable tables:

- Associated LU table
- APPN Class of Service (CoS) definitions
- APPN-to-subarea Class of Service mapping table
- Message-flooding prevention table
- Model name table

You can use the following symbols:

&SYSCONE

Represents a 1–2-character shorthand notation for the name of the system

&SYSNAME

Represents a 1–8-character system name

&SYSPLEX

Represents a 1–8-character sysplex name

&installation-defined system symbol

Any installation-defined system symbols

The substitution text for these system symbols is defined in MVS and is substituted by MVS in place of the symbols during VTAM startup, major node activation, resource activation, and table activation. See [z/OS MVS Initialization and Tuning Guide](#) and [z/OS MVS Initialization and Tuning Reference](#) for information about how to define the symbols in MVS.

MVS system symbols can be used to allow a single major node, routing or dynamic reconfiguration definition, or user-definable table to be used by multiple VTAMs in a multisystem environment. For information about how to use MVS system symbols in VTAMLST, see [z/OS Communications Server: SNA Network Implementation Guide](#).

Restrictions on use of assembler features

The NCP and VTAM definition statements are coded in standard operating system macroinstruction format, as described in [“Coding VTAM definitions” on page 6](#), with the following restrictions:

- You cannot use assembler program control instructions (such as ICTL and ISEQ) in groups of definition statements for major nodes.
- You can use assembler listing control statements (such as PRINT, SPACE, and EJECT) in the NCP generation definition statements but not in those for the other types of major nodes.

The following assembler features cannot be used in a group statement for a major node:

- Assembler macroinstructions that generate NCP definition statements
- Names generated by global variables (such as &SYSNDX and &SYSECT)
- Variable substitution at assembly time
- References to assembler attributes (such as length and type)
- Literals
- Quoted strings
- Null keywords; for example, two commas (,,) is treated as a null keyword and is not valid

You can use comments in groups of definition statements for all types of major nodes and PATH definition statements. However, do not use macroinstructions or operands, such as GENEND, especially in a continued line of comments.

Errors made in the groups of major node definition statements filed in the VTAM definition library result in messages to the system operator’s console during VTAM initialization or VARY ACT command processing.

Filing definition statements

Code the appropriate VTAM or NCP definition statements to define the major nodes. You can also file the definitions in the VTAM definition library or to update your definitions after filing them in the VTAM definition library.

Procedure

To define major nodes and file the definitions in the VTAM definition library or to update your definitions after filing them in the VTAM definition library, do the following steps:

1. Code the appropriate VTAM or NCP definition statements to define the major node. If you are defining an NCP, code the NCP-only definition statements and operands as described in the NCP resource definition documents.

You must use domain-unique names in all VTAM-related definitions that are active at the same time. For example, the name on a definition statement defining a minor node must not be the major node name. A definition is active when VTAM reads the major node in which it is contained. VTAM reads a major node when it is referenced in the configuration list or when it is activated by a VARY ACT command.

2. Generate the NCP as described in the *NCP, SSP, and EP Generation and Loading Guide*. If you are updating VTAM-only definition statements or operands, update the NCP definitions in the VTAM file; no NCP generation is required. If you are updating NCP-only definition statements or operands, you can use dynamic reconfiguration to update the statements without regenerating the NCP. See [“Dynamic reconfiguration and dynamic change”](#) on page 418 for more information.
3. Store the network definitions in PDSs, PDSEs, or z/OS UNIX directories specified by the VTAMLST DD statement in the z/OS Communications Server start procedure. You can concatenate PDSs, PDSEs, and z/OS UNIX directories to form the logical VTAMLST.

You can use an operating system utility program such as ISPF or IEBCOPY to put the definitions into the definition library.

Filing macroinstructions

Use VTAM macroinstructions to create, replace, or modify VTAM’s interpret, logon mode, Class of Service, or USS tables. You can also use macroinstructions to install the associated LU, model name, or message-flooding prevention tables.

Procedure

To create, replace, or modify VTAM’s interpret, logon mode, Class of Service, or USS tables, follow these steps:

1. Code the appropriate VTAM macroinstructions.
2. Assemble the group of macroinstructions.
3. Link-edit the table as a nonexecutable module into a library associated with the VTAMLIB DD statement.

Installing tables

Procedure

No assembly or link-edit is required to install the associated LU, model name, or message-flooding prevention tables. The groups of macroinstructions are stored in source-language form. To install these tables, follow these steps:

1. Code the appropriate VTAM macroinstructions.
2. Store the group of macroinstructions as a member in SYS1.VTAMLST. The member name is used as the name of the table.

Chapter 2. Major nodes

This topic contains descriptions of the definition statements, operands, and syntax to define major node resources to the VTAM program.

The major nodes are:

- “Adjacent control point major node” on [page 15](#)
- “Application program major node” on [page 24](#)
- “Channel-attachment major node” on [page 72](#)
- “Cross-domain resource major node” on [page 87](#)
- “Cross-Domain resource manager (CDRM) major node” on [page 124](#)
- “External communication adapter (XCA) major node” on [page 146](#)
- “Local non-SNA major node” on [page 192](#)
- “Local SNA major node” on [page 203](#)
- “LU group major node” on [page 244](#)
- “Model major node” on [page 259](#)
- “Switched major node” on [page 314](#)
- “Transport resource list major node” on [page 395](#)

Adjacent control point major node

To define an adjacent control point (ADJCP) major node in an APPN network, code a VBUILD definition statement for the major node and an ADJCP definition statement for each adjacent control point (CP) minor node in the major node. There can be one or more minor nodes in the major node.

Note: If the DYNADJCP start option is defaulted or specified as YES, VTAM dynamically creates ADJCP definition statements in the dynamic adjacent control point major node (ISTADJCP) for each adjacent control point.

If the DYNADJCP start option is defaulted or specified as YES, and you code an ADJCP major node, adjacent control points not specified in the ADJCP major node are still dynamically defined in the ISTADJCP major node.

Table 1. Adjacent control point major node definition statements and operands

Name	Definition statement	Operands	Page	Req	Sift effect	Default	Restrictions, dependencies
name	VBUILD	TYPE=ADJCP	“TYPE” on page 24	R			APPN only
name	ADJCP	ALIASRCH	“ALIASRCH” on page 18			YES	BN=YES; APPN only
		AUTHNETS	“AUTHNETS” on page 18				BN=YES; APPN only
		DYNLU	“DYNLU” on page 19			DYNLU start option	APPN only
		NATIVE	“NATIVE” on page 21				BN=YES; APPN only

Table 1. Adjacent control point major node definition statements and operands (continued)

Name	Definition statement	Operands	Page	Req	Sift effect	Default	Restrictions, dependencies
		NETID	“NETID” on page 21				APPN only
		NN	“NN” on page 22				APPN only; VN
		RTPONLY	“RTPONLY” on page 23			NO	BN=YES; APPN only
		VN	“VN” on page 24			NO	APPN only; DYNLU=NO; NN

Legend:

R
Required operand.

Adjacent control point major node coding notes

This information contains coding notes for the adjacent control point major node.

VBUILD definition statement

Code a VBUILD definition statement for each adjacent control point major node.

ADJCP definition statement

Code one ADJCP definition statement for each adjacent control point (CP) in the major node.

NODETYPE start option

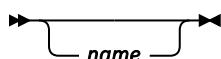
The NODETYPE start option is required for this major node.

The NODETYPE start option allows APPN function. The combination of NODETYPE and the HOSTSA start options determines the various configurations of subarea node, interchange node, migration data host, network node, or end node.

Adjacent control point major node full syntax

The full syntax for the adjacent control point major node follows. The syntax for each operand is repeated in [“Adjacent control point major node operand descriptions” on page 18](#).

VBUILD

➤  ➤

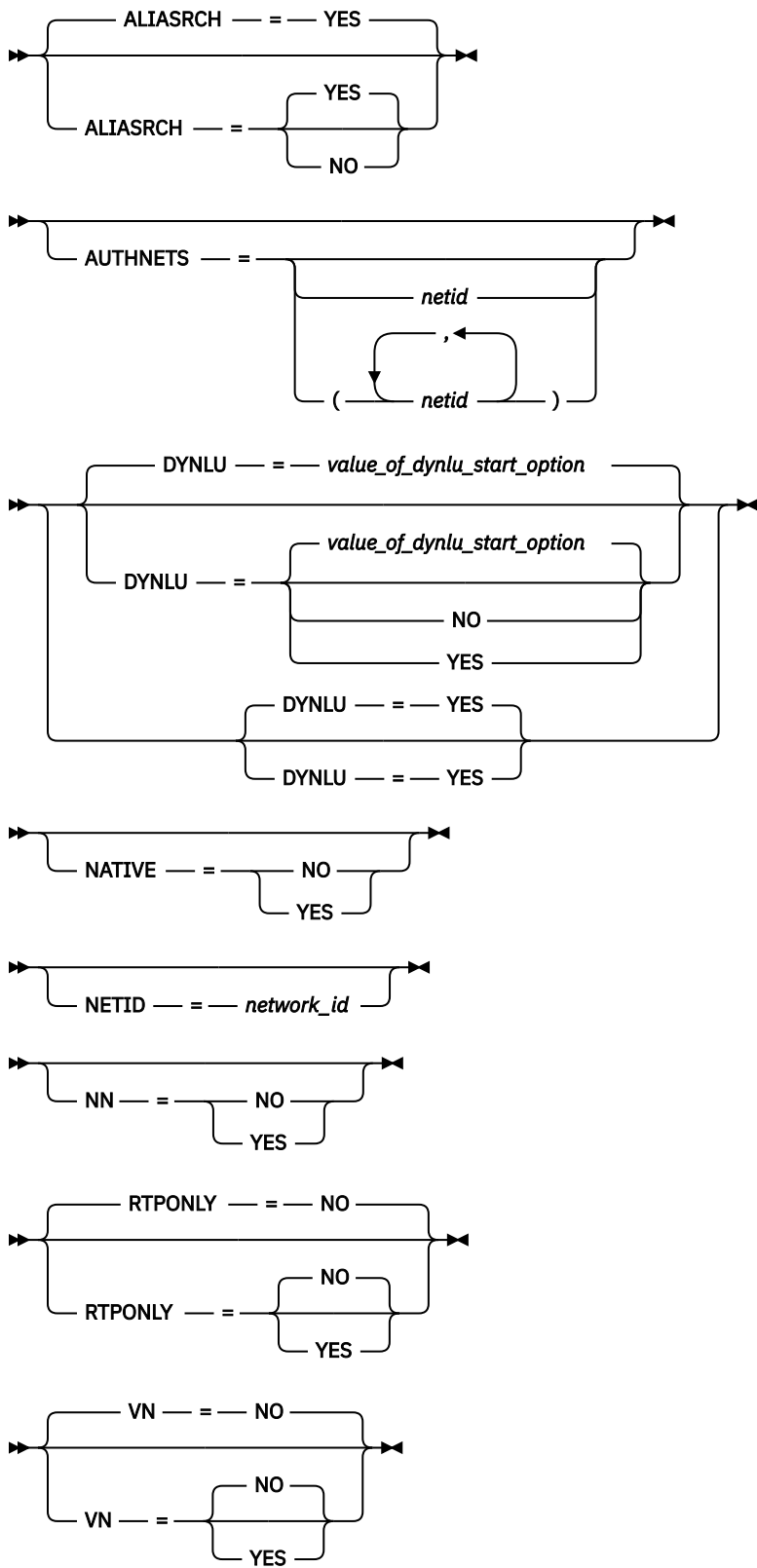
➤ VBUILD ➤

➤ TYPE — = — ADJCP ➤

ADJCP

➤ *name* ➤

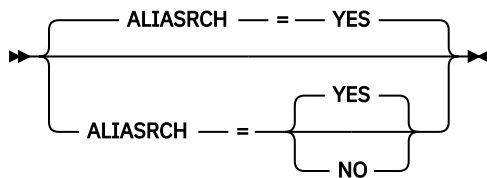
➡ ADJCP ➡



Adjacent control point major node operand descriptions

The following information describes the operands you can code for the adjacent control point major node.

ALIASRCH



statement:

ADJCP

dependencies:

BN=YES; APPN only

Specifies whether the defining node (the node that is activating this ADJCP definition) is allowed to process inbound ALIAS searches from this adjacent control point (ADJCP) when the defining node is acting as an entry border node.

ALIASRCH=YES

Specifies that inbound ALIAS searches from this adjacent control point (ADJCP) are allowed.

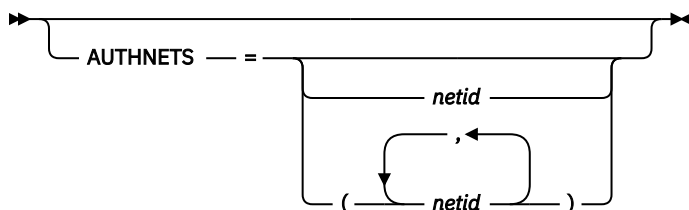
ALIASRCH=NO

Specifies that inbound ALIAS searches from this adjacent control point (ADJCP) are halted at the defining node. Code ALIASRCH=NO to configure border nodes so that they prevent unwanted ALIAS searches received from one or more adjacent non-native nodes from entering the native APPN network.

Tip: You can dynamically change the ALIASRCH value for one or more adjacent CP definitions without restarting VTAM. If a definition for the adjacent CP to be changed has already been activated, then you must first deactivate the entire ADJCP major node containing that definition. (Deactivating a predefined ADJCP major node does not cause links or CP-CP sessions to stop. Rather, the adjacent CP definitions for nodes that currently have active connections to this node are moved to the dynamic ADJCP major node, ISTADJCP. During this process, the current ALIASRCH value in effect is preserved.) After you modify or create the necessary ADJCP minor node definitions, and you activate the ADJCP major node, VTAM updates these definitions immediately if the NETID operand is specified on the ADJCP minor node. If you do not specify the NETID operand on the ADJCP minor node, then you must stop (at the same time) all the links to this adjacent node and restart them for the updated definitions to be used.

Rule: The ALIASRCH operand can be specified only on ADJCP definitions that are activated on border nodes (BN=YES). The ALIASRCH operand is ignored and an error message is issued if the activating node is not a border node.

AUTHNETS



statement:

ADJCP

dependencies:

BN=YES;APPN only

Specifies the list of destination network identifiers that the adjacent node can search for using this node, when the adjacent node is a non-native network node and the defining node is acting as an entry border node. If an inbound search is received for a destination LU whose network ID is not in this list, the search is rejected.

If you specify the AUTHNETS operand but do not specify a *netid* value, inbound searches for all real network identifiers are rejected.

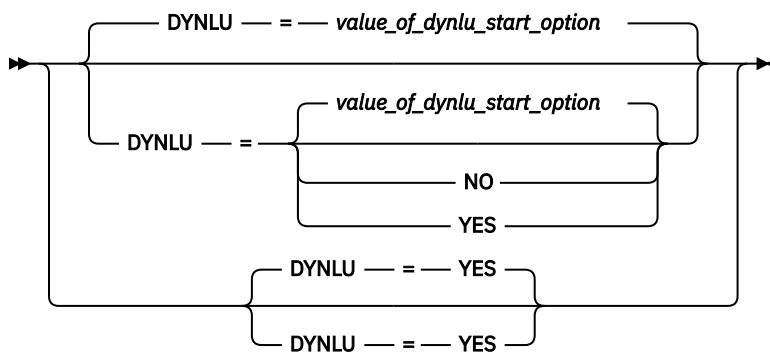
If you do not specify the AUTHNETS operand, inbound searches for all real network identifiers are allowed.

Tips:

- Specifying the AUTHNETS operand provides a way to configure border nodes so that they prevent externally originating searches for unauthorized network IDs from entering the APPN network without coding a directory services management exit.
- If you specify the AUTHNETS operand but do not specify a *netid* value, and you specify ALIASRCH=NO, then all inbound searches from the adjacent CP are rejected.
- You can dynamically change the AUTHNETS value for one or more adjacent CP definitions without restarting VTAM. If a definition for the adjacent CP to be changed has already been activated, then you first must deactivate the entire ADJCP major node containing that definition. (Deactivating a predefined ADJCP major node does not cause links or CP-CP sessions to be stopped. Rather, the adjacent CP definitions for nodes that currently have active connections to this node are moved to the dynamic ADJCP major node, ISTADJCP. During this process, the current AUTHNETS value in effect is preserved.) After you modify or create the necessary ADJCP minor node definitions, and you activate the ADJCP major node, VTAM updates these definitions immediately if the NETID operand is specified on the ADJCP minor node. If you do not specify the NETID operand on the ADJCP minor node, then you must stop all the links (at the same time) to this adjacent node and restart them for the updated definitions to be used.

Rule: The AUTHNETS operand can be specified only on ADJCP definitions that are for non-native network nodes.

DYNLU



statement:

ADJCP

dependencies:

APPN only

Specifies whether cross-domain resources using adjacent link stations attached to this adjacent control point can be defined dynamically. The value coded here overrides the value coded on the DYNLU start option and also overrides the values coded on definition statements for resources attached to this adjacent CP.

DYNLU=NO

Specifies that dynamic definition of CDRSCs is not allowed for this adjacent CP. You must predefine resources that use adjacent link stations attached to this adjacent CP. If you do not define the resources, the session request fails.

DYNLU=YES

Specifies that dynamic definition of CDRSCs is allowed for this adjacent CP. You are not required to predefine resources that use adjacent link stations attached to this adjacent CP.

For subarea nodes (HOSTSA is specified), DYNLU=YES is meaningful only when the host CDRM is activated and CDRDYN=YES is specified on the CDRM definition statement.

For APPN-only nodes (HOSTSA is not specified), DYNLU=YES is meaningful even though a host CDRM cannot be activated.


Guideline: To ensure predictable results, code DYNLU on the ADJCP definition statement. If you do not, the DYNLU value coded on the first activated link is assigned to this adjacent CP and to all other links activated to that adjacent node, regardless of the DYNLU value specified for each link.

If DYNLU is not coded on the first activated link station, the value of the DYNLU start option, which defaults to NO, is assigned to this adjacent CP and to all links activated to this adjacent CP. The DYNLU value taken by an adjacent CP and all links attached to it depends on where you code the DYNLU operand. Table 2 on page 20 shows the DYNLU coding combinations.

Table 2. DYNLU combinations						
DYNLU coded on:						DYNLU value assigned to adjacent CP and attached resources:
ADJCP	First PU activated	LINE	GROUP	Other PUs	Start option	
DYNLU Coded	No effect	No effect	No effect	No effect	No effect	Value coded on ADJCP
DYNLU Not Coded	DYNLU Coded	No effect	No effect	No effect	No effect	Value coded on first PU
DYNLU Not Coded	DYNLU Not Coded	DYNLU Coded	No effect	No effect	No effect	Value coded on LINE (sifts to PU)
DYNLU Not Coded	DYNLU Not Coded	DYNLU Not Coded	DYNLU Coded	No effect	No effect	Value coded on GROUP (sifts to PU)
DYNLU Not Coded	DYNLU Not Coded	DYNLU Not Coded	DYNLU Not Coded	DYNLU Coded	No effect	Value coded on DYNLU start option, or default (DYNLU=NO)
DYNLU Not Coded	DYNLU Not Coded	DYNLU Not Coded	DYNLU Not Coded	DYNLU Not Coded	DYNLU Coded	Value coded on DYNLU start option
DYNLU Not Coded	DYNLU Not Coded	DYNLU Not Coded	DYNLU Not Coded	DYNLU Not Coded	DYNLU Not Coded	Default DYNLU start option (DYNLU=NO)

Tip: The DYNLU value is set for an adjacent CP and its attached resources from the CDRSC keyword associated with the CDRM for that node when the first link that is activated to the adjacent node represents a virtual route transmission group (VRTG).

name



statements:

VBUILD



statements:

ADJCP

On *VBUILD*

Specifies the optional name of this major node.

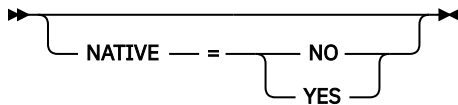
If a syntax or definition error is detected with this statement during activation of the major node, *name* appears in the message issued to identify the error.

The optional *name* you give to this definition statement can be the same as the name VTAM gives to a major node and its definitions when they are filed in the VTAM definition library. The name VTAM gives to the major node is used when messages are issued regarding the status of the node.

On *ADJCP*

Specifies the required name of the adjacent CP to which connections are to be established.

NATIVE



statements:

ADJCP

dependencies:

BN=YES; APPN only

Specifies whether the adjacent node is expected to be in the native subnetwork. If *NATIVE* is not specified on the *ADJCP* definition statement or on the *PU* definition statement, the two nodes negotiate their subnetwork affiliation during connection establishment.

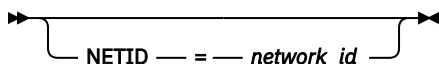
- If the *NETIDs* match, the connection defaults to a native connection.
- If the *NETIDs* are different, the connection defaults to a nonnative connection.

No subnetwork negotiations occur if *NATIVE* has been specified, in this case the value between the two nodes must match for connection to occur.

If you code *NATIVE* on both the *ADJCP* and *PU* definition statements, the values must match.

For transmission groups (TGs) between nodes, the value specified or negotiated for *NATIVE* must match. If a TG is already active, subsequent TG activations must not have a specified or negotiated value for *NATIVE* that conflicts with the value of *NATIVE* for the active TG. If there is a conflict, the transmission group attempting activation is not allowed to become active. If the activation is for a virtual-route-based transmission group then the SSCP-SSCP session also fails.

NETID



<i>statement:</i>	<i>ADJCP</i>
<i>dependencies:</i>	<i>APPN only</i>

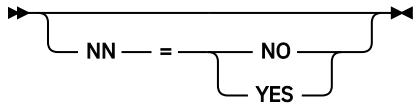
The network identifier of the adjacent CP.

If NETID is specified, then the network identifier is validated when a connection is established to the adjacent node. If the NETIDs do not match, the session setup is based on the value of the DYNADJCP start option. If DYNADJCP=YES, the session is established dynamically; if DYNADJCP=NO, the session is not established.

If NETID is not specified, the network identifier of the adjacent node is acknowledged at connection establishment. When an ADJCP is defined without a NETID, any NETID with that ADJCP name is considered to be predefined, so the session is always established dynamically, even if DYNADJCP=NO is specified in the start options.

Tip: For ADJCP minor nodes that specify the NETID operand, you can dynamically change the ALIASRCH, AUTHNETS, and RTPONLY operands without stopping and restarting CP-CP sessions to these adjacent CPs. If you do not specify the NETID operand on the ADJCP minor node, then you must stop all the links (at the same time) to this adjacent node and restart them for the updated definitions to be used.

NN



<i>statement:</i>	<i>ADJCP</i>
<i>dependencies:</i>	<i>VN; APPN only</i>

Note:

1. NN and VN on the ADJCP definition statement on the ADJCP major node are mutually exclusive.

Specifies whether the adjacent node is expected to be a network node.

If you specify a value for NN, it is validated when a connection is attempted to the adjacent node. If the adjacent CP is not the type of node that is expected, then connection setup fails. If you do not specify a value for NN, then the APPN capabilities of the adjacent node are identified and accepted when a connection is established.

Note: NN and VN are mutually exclusive.

NN=NO

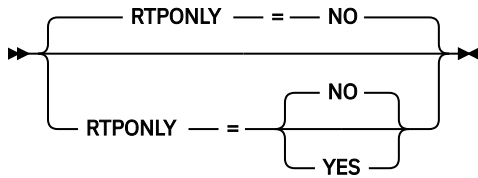
Specifies that the adjacent node is expected to be an end node.

NN=YES

Specifies that the adjacent node is expected to be a network node.

Restriction: In a peripheral subnetwork boundary configuration between a border node and a network node without border node function, the border node appears to the non-border node as an end node. In this case, coding NN=YES on the definition statement that represents the border node, a connection failure will occur. Avoid the failure by not coding the NN operand or by coding NN=NO.

RTPONLY



statement:

ADJCP

dependencies:

BN=YES;APPN only

Specifies whether the defining node (the node that is activating this ADJCP definition) is allowed to perform the Automatic Network Routing (ANR) function for RTP connections that would otherwise pass through this node and continue to or through the adjacent node being defined. RTPONLY=YES means that ANR is not allowed through this node for any RTPs that are established to, from, or through the adjacent node being defined. Instead, such RTPs will be required to have an RTP endpoint on this node.

Tips:

- Coding RTPONLY=YES provides a way to configure border nodes so that they maintain awareness of all sessions established over specific subnetwork boundaries (that is, to or from specific adjacent nonnative nodes). This is accomplished by forcing RTPs established over these subnetwork boundaries to terminate on the border node or (in some cases where composite network nodes are involved and HPRNCPBF=NO is in effect) by reverting to APPN intermediate session routing (ISR) instead of HPR.
- You can dynamically change the RTPONLY value for one or more adjacent CP definitions without restarting VTAM. If a definition for the adjacent CP to be changed has already been activated, then you must first deactivate the entire ADJCP major node containing that definition. (Inactivating a predefined ADJCP major node does not cause links or CP-CP sessions to stop. Rather, the adjacent CP definitions for nodes that currently have active connections to this node are moved to the dynamic ADJCP major node, ISTADJCP. During this process, the current RTPONLY value in effect is preserved.) After you modify or create the necessary ADJCP minor node definitions, and you activate the ADJCP major node, VTAM updates these definitions immediately if the NETID operand is specified on the ADJCP minor node. If you do not specify the NETID operand on the ADJCP minor node, then you must stop all the links (at the same time) to this adjacent node and restart them for the updated definitions to be used.

Rules:

- RTPONLY can be specified only on ADJCP definitions that are activated on border nodes (BN=YES). The RTPONLY operand is ignored and an error message is issued if the activating node is not a border node.
- RTPONLY=YES requires that RTP be specified as the first operand of the HPR start option. RTPONLY=YES is ignored and an error message is issued if the activating node has not specified HPR=RTP or HPR=(RTP,RTP|ANR|NONE).
- RTPONLY=YES is meaningful only on ADJCP definitions that represent nonnative nodes (that is, network nodes or border nodes that are not part of the local APPN subnetwork.) As a result, RTPONLY=YES is not allowed with NATIVE=YES, NN=NO, or VN=YES. The RTPONLY operand is ignored for any ADJCP definition that represents a native network node or end node.

Restrictions:

- Use of RTPONLY=YES at any APPN subnetwork boundary on a session setup path will prevent the use of Global VRNs (GVRNs) for intersubnetwork connectivity, because using GVRNs could result in sessions being established across this subnetwork boundary without this border node maintaining awareness of these sessions.
- Use of RTPONLY=YES can result in an increase in network traffic in the form of additional Route_Setup flows used for RTP establishment. These additional Route_Setup flows will occur only during the establishment of sessions that cross subnetwork boundaries defined with RTPONLY=YES.

- Use of RTPONLY=YES can result in an increase in storage and CPU utilization because of VTAM maintaining awareness of these sessions and performing ISR instead of HPR/ANR for these sessions.
- An RTP that is established over a path with RTPONLY=NO specified will not be allowed to path switch to an alternate path that has RTPONLY=YES specified. Therefore, defining alternate paths to the same destination APPN subnetwork with differing values for RTPONLY might result in path switch processing failing to find a viable alternate path during an outage. This could happen during the initial deployment of this function while some border nodes have RTPONLY=YES enabled and others do not, or as a result of forgetting to enable this function at some of the subnetwork boundaries that provide alternate paths to the same nonnative subnetwork.

TYPE

► TYPE — = — ADJCP ◄

statement:

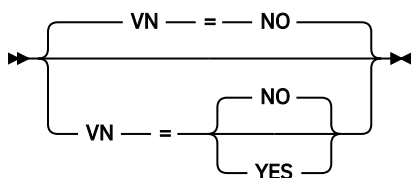
VBUILD

dependencies:

APPN only

Specifies that the VBUILD statement defines an adjacent control point major node to VTAM.

VN



statements:

ADJCP

dependencies:

NN; DYNLU=NO; APPN only

Specifies that a virtual node is to be predefined.

VN=NO

Specifies that no virtual node is to be predefined.

VN=YES

Specifies that a virtual node is to be predefined.

Application program major node

To define an application program major node, code a VBUILD definition statement for the major node, an optional GROUP definition statement to group application program minor nodes, and an APPL definition statement for each application program minor node in the major node. There might be one or more application programs in each application program major node.

Registering application programs

An APPN node by default provides some level of resource registration within the network node or end node, depending on its resource type. However, the level of registration can be specified on local resource definitions with the REGISTER operand.

Because VTAM application programs are likely to generate more LU-LU session traffic than other resources, and therefore more APPN locate searches, application programs should be registered on their network node server and optionally on the central directory server to reduce traffic. However, in certain cases, an application program should not be dynamically defined to the APPN network. Such application programs include:

- Programs without network-unique names, such as those that have been excluded from participating in cross-domain session setup
- Programs that participate only in LU-LU sessions within the local VTAM domain
- Programs that can participate in cross-domain LU-LU sessions but will never be the target of a cross-domain search request.

An example of an application program that should not be defined dynamically is TSO/VTAM. TSO usually runs on a host as several applications programs. One main task handles cross-domain LU-LU session setup, and several subtasks control LU-LU sessions after session setup so that TSO services can be accessed by users. See "Resource Registration in an APPN Network" in the [z/OS Communications Server: SNA Network Implementation Guide](#) for information about how TSO/VTAM applications are registered.

Non-LU 6.2 application programs

Table 3. Application program major node (Non-LU 6.2) definition statements and operands

Name	Definition statement	Operands	Page	Req	Sift effect	Default	Restrictions, dependencies
name	VBUILD	TYPE=APPL	"TYPE" on page 69	R			
name	GROUP	See the APPL definition statement for operands.					
name	APPL	ACBNAME	"ACBNAME" on page 40			<i>name</i> value	
		APPC	"APPC" on page 41		G	NO	
		ASLENT	"ASLENT" on page 41		G		ASLTAB
		ASLTAB	"ASLTAB" on page 41		G		
		ASRCVLM	"ASRCVLM" on page 42		G		
		AUTH	"AUTH" on page 42		G	(NOACQ, NOASDP, NOCNM, NOPASS, NOPO, NOTSO, VPACE)	
		CERTIFY	"CERTIFY" on page 45		G	NO	ENCR
		CMPAPPLI	"CMPAPPLI" on page 45		G	0	
		CMPAPPLO	"CMPAPPLO" on page 46		G	0	

Table 3. Application program major node (Non-LU 6.2) definition statements and operands (continued)

Name	Definition statement	Operands	Page	Req	Sift effect	Default	Restrictions, dependencies
		DLOGMOD	“DLOGMOD” on page 47		G		MODETAB
		DSACTION	“DSACTION” on page 48		G	Start option value	
		DSCOUNT	“DSCOUNT” on page 49		G	Start option value	
		DSMONITR	“DSMONITR” on page 50		G	Start option value	
		DSPLYWLD	“DSPLYWLD” on page 50		G	YES	AUTH
		DSTRUST	“DSTRUST” on page 51		G	Start option value	
		EAS	“EAS” on page 51		G	509	
		ENCR	“ENCR” on page 52		G	OPT	
		ENCRTYPE	“ENCRTYPE” on page 53		G	DES	
		FASTPASS	“FASTPASS” on page 54		G	YES	TSO only
		HAVAIL	“HAVAIL” on page 54		G	NO	
		LOSTERM	“LOSTERM” on page 55		G	NORMAL	
		LUAPFX	“LUAPFX” on page 56				
		MAC	“MAC” on page 56		G	NONE	
		MACLNTH	“MACLNTH” on page 57		G	4	
		MACTYPE	“MACTYPE” on page 57		G		
		MAXPVT	“MAXPVT” on page 58		G	0	
		MDLENT	“MDLENT” on page 58		G		MDLTAB

Table 3. Application program major node (Non-LU 6.2) definition statements and operands (continued)

Name	Definition statement	Operands	Page	Req	Sift effect	Default	Restrictions, dependencies
		MDLTAB	“MDLTAB” on page 59		G		
		MODETAB	“MODETAB” on page 59		G	ISTINCLM	
		MODSRCH	“MODSRCH” on page 59		G	NEVER	model only
		PARSESS	“PARSESS” on page 62		G	NO	APPC=NO
		PERSIST	“PERSIST” on page 62			SINGLE	
		POAQLIM	“POAQLIM” on page 63		G	5000	AUTH
		PRTCT	“PRTCT” on page 63		G		
		RAMPUP	“RAMPUP” on page 63		G	NO	
		REGISTER	“REGISTER” on page 64		G	CDSERVER	APPN only
		SESSLIM	“SESSLIM” on page 66		G	NO	
		SIRFMSG	“SIRFMSG” on page 66		G	STARTOPT	
		SONSCIP	“SONSCIP” on page 67		G	NO	
		SPAN	“SPAN” on page 67		G		NetView
		SRBEXIT	“SRBEXIT” on page 68		G	NO	
		SSCPFM	“SSCPFM” on page 68		G	USSPOI	AUTH
		USSTAB	“USSTAB” on page 69		G	ISTINCNO	AUTH
		VARYWLD	“VARYWLD” on page 70		G	YES	AUTH
		VCNS	“VCNS” on page 70		G	NO	
		VPACING	“VPACING” on page 71		G	7	
		VTAMFRR	“VTAMFRR” on page 72		G	NO	

Table 3. Application program major node (Non-LU 6.2) definition statements and operands (continued)

Name	Definition statement	Operands	Page	Req	Sift effect	Default	Restrictions, dependencies
Legend: R Required operand. G Code this operand on the higher-level GROUP definition statement to take advantage of the sift effect, or code it on this definition statement.							

LU 6.2 application programs

Table 4. Application program major node (LU 6.2) definition statements and operands

Name	Definition statement	Operands	Page	Req	Sift effect	Default	Restrictions, dependencies
name	VBUILD	TYPE=APPL	“TYPE” on page 69	R			
name	GROUP	See the APPL definition statement for operands.					
name	APPL	ACBNAME	“ACBNAME” on page 40			<i>name</i> value	
		APPC	“APPC” on page 41		G	NO	APPC=YES
		ASLENT	“ASLENT” on page 41		G		ASLTAB
		ASLTAB	“ASLTAB” on page 41		G		
		ATNLOSS	“ATNLOSS” on page 42		G	LAST	APPC=YES
		AUTH	“AUTH” on page 42		G	(NOACQ, NOASDP, NOCNM, NOPASS, NOPO, NOTSO, VPACE)	
		AUTOSES	“AUTOSES” on page 44		G	0	APPC=YES

Table 4. Application program major node (LU 6.2) definition statements and operands (continued)

Name	Definition statement	Operands	Page	Req	Sift effect	Default	Restrictions, dependencies
		CMPAPPLI	“CMPAPPLI” on page 45		G	0	
		CMPAPPLO	“CMPAPPLO” on page 46		G	0	
		DDRAINL	“DDRAINL” on page 46		G	NALLOW	APPC=YES
		DLOGMOD	“DLOGMOD” on page 47		G		MODETAB
		DMINWNL	“DMINWNL” on page 47		G	1	APPC=YES DMINWNR DSESLIM
		DMINWNR	“DMINWNR” on page 47		G	1	APPC=YES; DMINWNL; DSESLIM
		DRESPL	“DRESPL” on page 48		G	NALLOW	APPC=YES
		DSACTION	“DSACTION” on page 48		G	Start option value	
		DSCOUNT	“DSCOUNT” on page 49		G	Start option value	
		DSESLIM	“DSESLIM” on page 49		G	2	APPC=YES; DMINWNL; DMINWNR
		DSMONITR	“DSMONITR” on page 50		G	Start option value	
		DSPLYWLD	“DSPLYWLD” on page 50		G	YES	AUTH
		DSTRUST	“DSTRUST” on page 51		G	Start option value	
		EAS	“EAS” on page 51		G	509	
		ENCR	“ENCR” on page 52		G	OPT	
		ENCRTYPE	“ENCRTYPE” on page 53		G	DES	

Table 4. Application program major node (LU 6.2) definition statements and operands (continued)

Name	Definition statement	Operands	Page	Req	Sift effect	Default	Restrictions, dependencies
		FASTPASS	“FASTPASS” on page 54		G	YES	TSO only
		HAVAIL	“HAVAIL” on page 54		G	NO	
		LIMQSINT	“LIMQSINT” on page 55		G		APPC=YES
		LMDENT	“LMDENT” on page 55		G	19	APPC=YES
		LOSTERM	“LOSTERM” on page 55		G	NORMAL	
		MAXPVT	“MAXPVT” on page 58		G	0	
		MAC	“MAC” on page 56		G	NONE	
		MACLNTH	“MACLNTH” on page 57		G	4	
		MACTYPE	“MACTYPE” on page 57		G	4	
		MDLENT	“MDLENT” on page 58		G		MDLTAB
		MDLTAB	“MDLTAB” on page 59		G		
		MODETAB	“MODETAB” on page 59		G	ISTINCLM	
		MODSRCH	“MODSRCH” on page 59		G	NEVER	model only
		OPERCNOS	“OPERCNOS” on page 61		G	NALLOW	APPC=YES
		PARSESS	“PARSESS” on page 62		G	YES	APPC=YES
		PERSIST	“PERSIST” on page 62			SINGLE	
		POAQLIM	“POAQLIM” on page 63		G	5000	AUTH
		PRTCT	“PRTCT” on page 63		G		
		REGISTER	“REGISTER” on page 64		G	CDSERVER	APPN only
		SECACPT	“SECACPT” on page 64		G	NONE	APPC=YES

Table 4. Application program major node (LU 6.2) definition statements and operands (continued)

Name	Definition statement	Operands	Page	Req	Sift effect	Default	Restrictions, dependencies
		SECLVL	“SECLVL” on page 65		G	ADAPT	APPC=YES
		SESSLIM	“SESSLIM” on page 66		G	NO	
		SIRFMSG	“SIRFMSG” on page 66		G	STARTOPT	
		SONSCIP	“SONSCIP” on page 67		G	NO	
		SPAN	“SPAN” on page 67		G		NetView
		SRBEXIT	“SRBEXIT” on page 68		G	NO	
		SSCPFM	“SSCPFM” on page 68		G	USSPOI	AUTH
		SYNCLVL	“SYNCLVL” on page 69		G	CONFIRM	APPC=YES
		USSTAB	“USSTAB” on page 69		G	ISTINCNO	AUTH
		VARYWLD	“VARYWLD” on page 70		G	YES	AUTH
		VCNS	“VCNS” on page 70		G	NO	
		VERIFY	“VERIFY” on page 70		G	NONE	APPC=YES
		VPACING	“VPACING” on page 71		G	7	
		VTAMFRR	“VTAMFRR” on page 72		G	NO	

Legend:

R

Required operand.

G

Code this operand on the higher-level GROUP definition statement to take advantage of the sift effect, or code it on this definition statement.

Application program major node coding notes

This information contains coding notes for the application program major node.

VBUILD definition statement

Code a VBUILD definition statement for each application program major node.

GROUP definition statement

Code a GROUP definition statement to group application program minor nodes. All operands that are valid on the APPL definition statement can be coded instead on the GROUP statement for sifting, except for ACBNAME, which must be coded on the APPL definition statement.

Note: If APPC is coded on the GROUP definition statement, its value cannot be overridden by the APPL definition statement.

APPL definition statement

Code one APPL definition statement for each application program that is in the VTAM domain and include it in an application program major node.

If you use TSO/VTAM, the MVS logon manager, or the Tivoli NetView for z/OS (NetView) alias translation facility for alias name translation, there are specific coding requirements for the APPL definition statement. See [z/OS Communications Server: SNA Network Implementation Guide](#) for specific information on these requirements.

Dynamic change of operands for application program major node

You can dynamically change all application program major node operands by editing the VTAMLST member and then issuing the VARY ACT,UPDATE=ALL command.


To dynamically change an operand on the APPL statement, the application must be inactive. You can dynamically change the operands associated with tables (ASLTAB, MDLTAB, and MODETAB) at any time without deactivating resources.

Restriction: Dynamic change of operands does not apply to clone applications.

Application program major node full syntax

The full syntax for the application program major node follows. The syntax for each operand is repeated in [“Application program major node operand descriptions”](#) on page 40.

VBUILD

➤  *name*

➤ VBUILD ➤

➤ TYPE — = — APPL ➤

GROUP

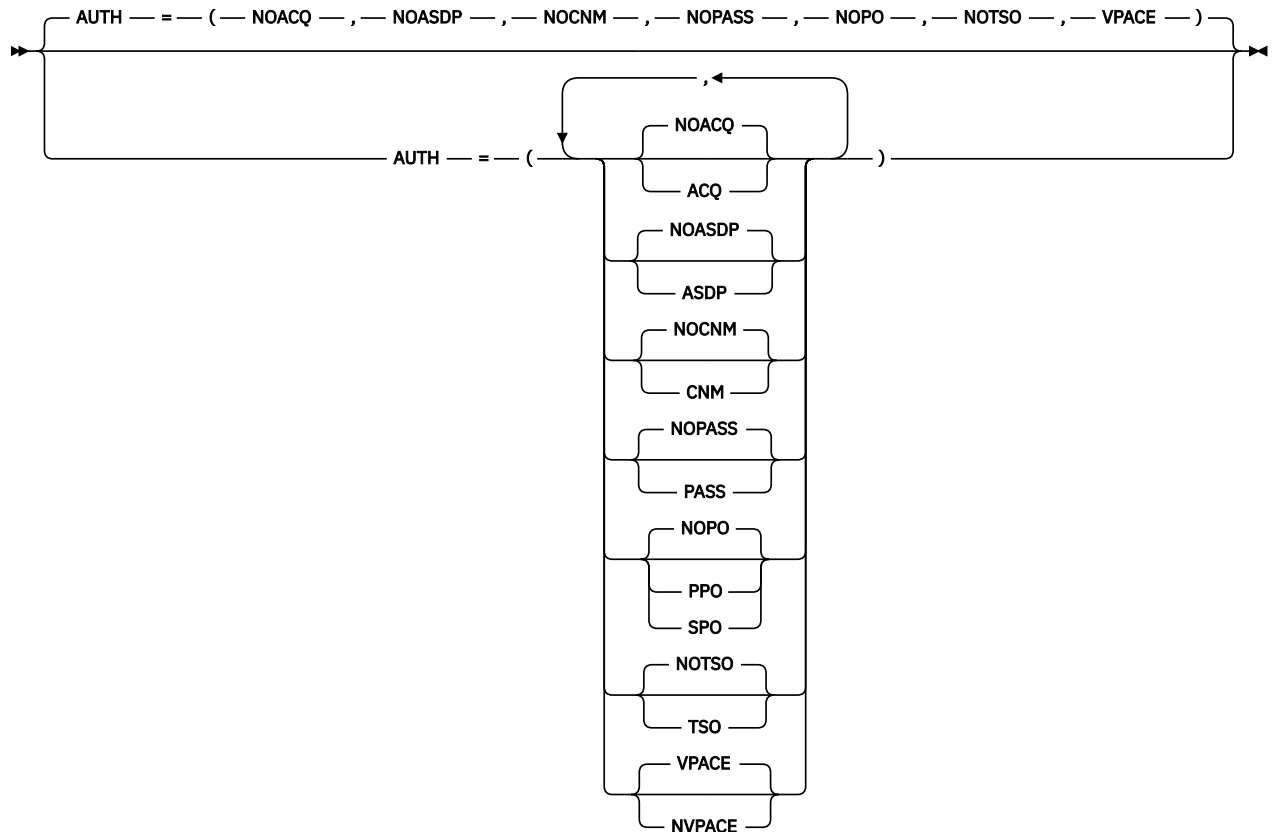
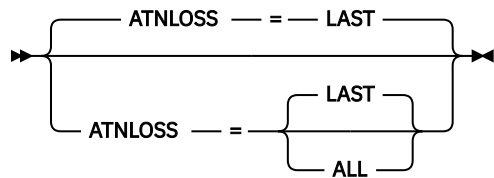
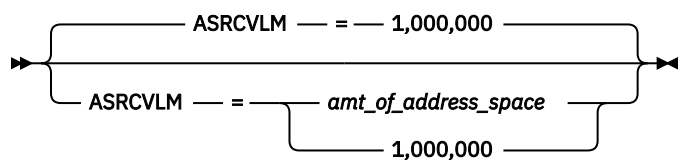


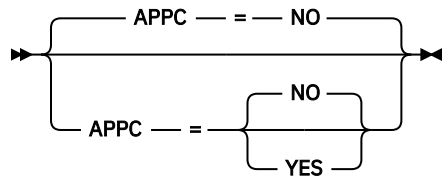
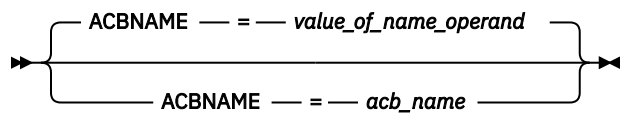
➤ *name* ➤

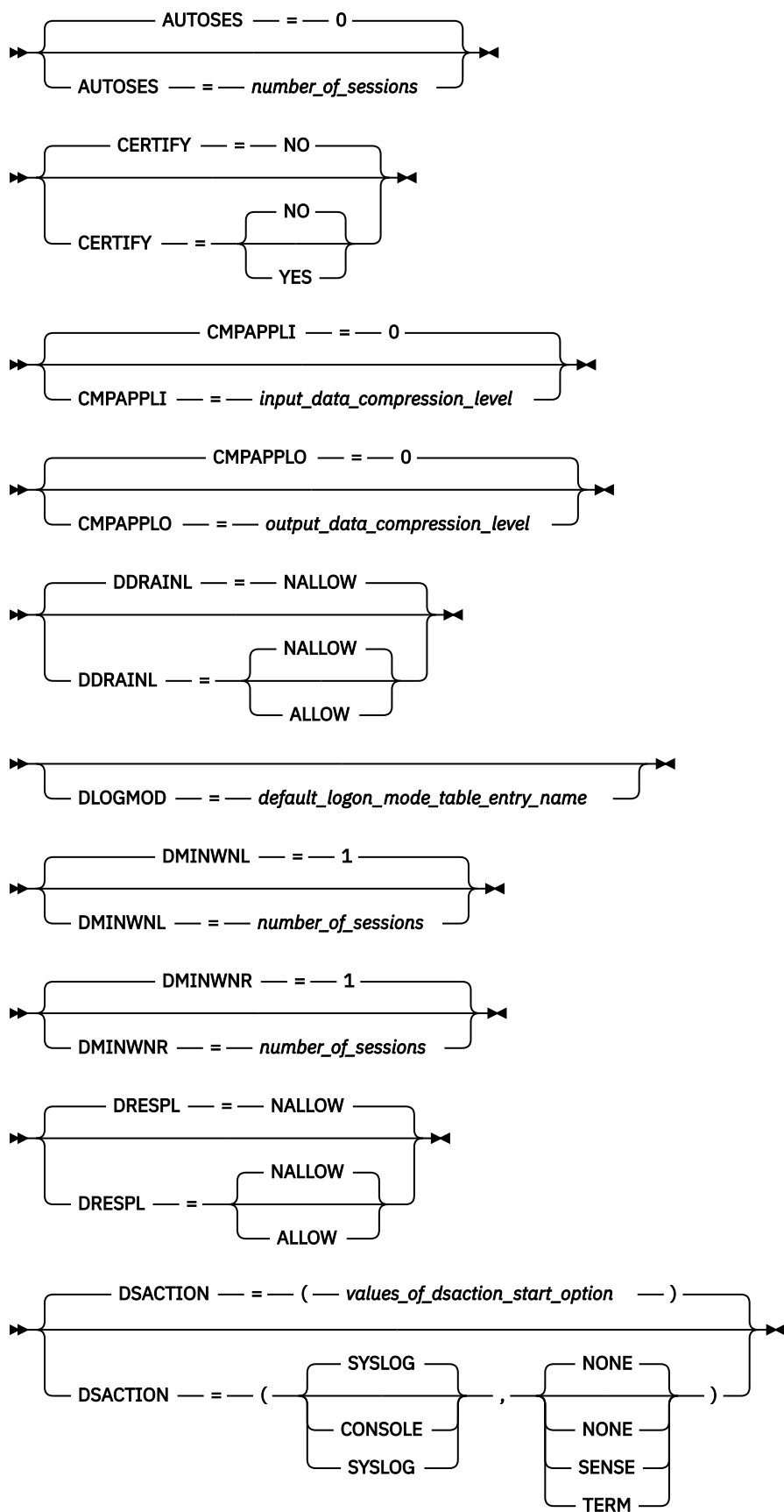
➤ GROUP ➤

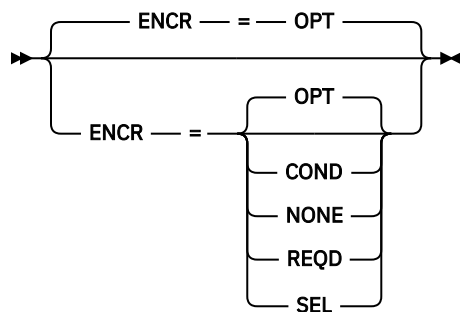
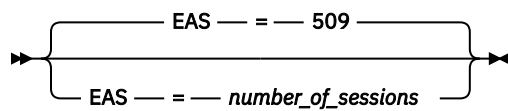
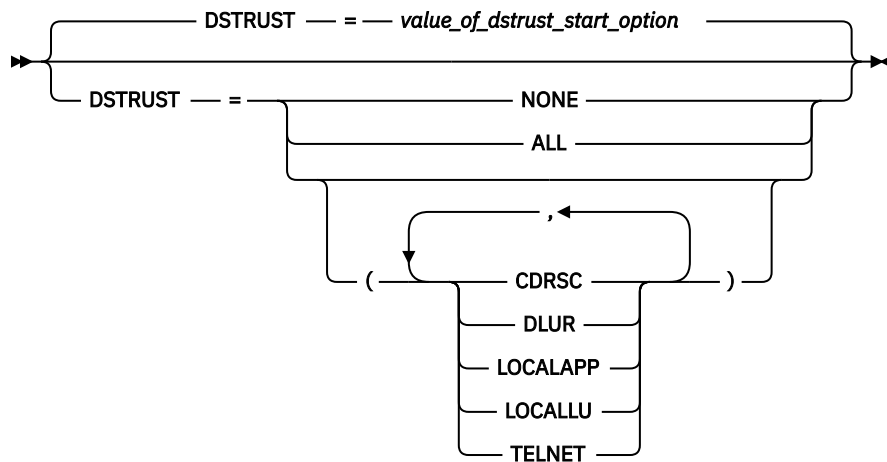
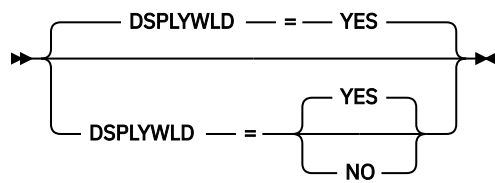
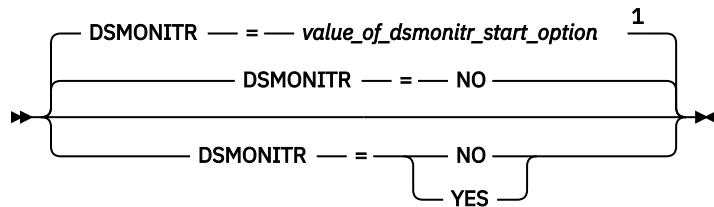
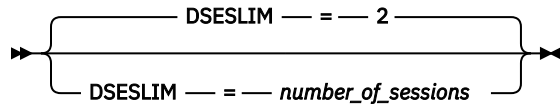
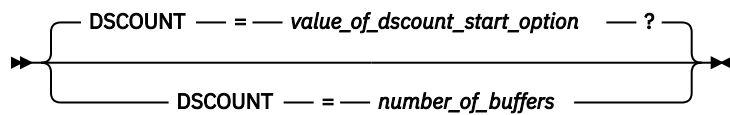
APPL

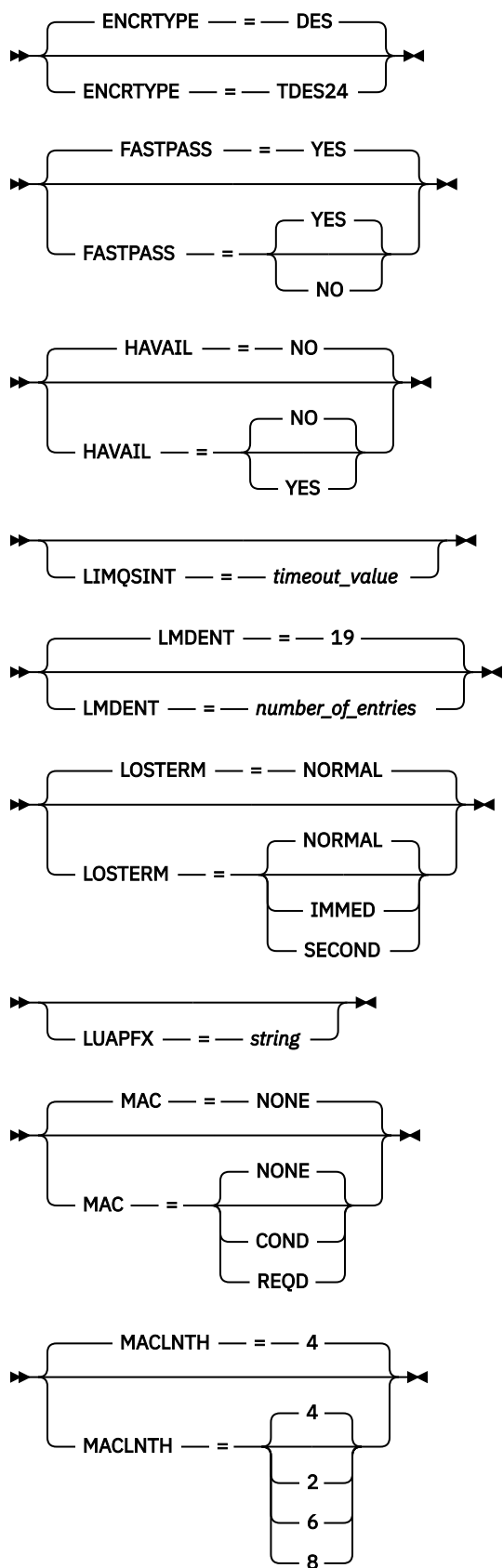
➤ *name* ➤

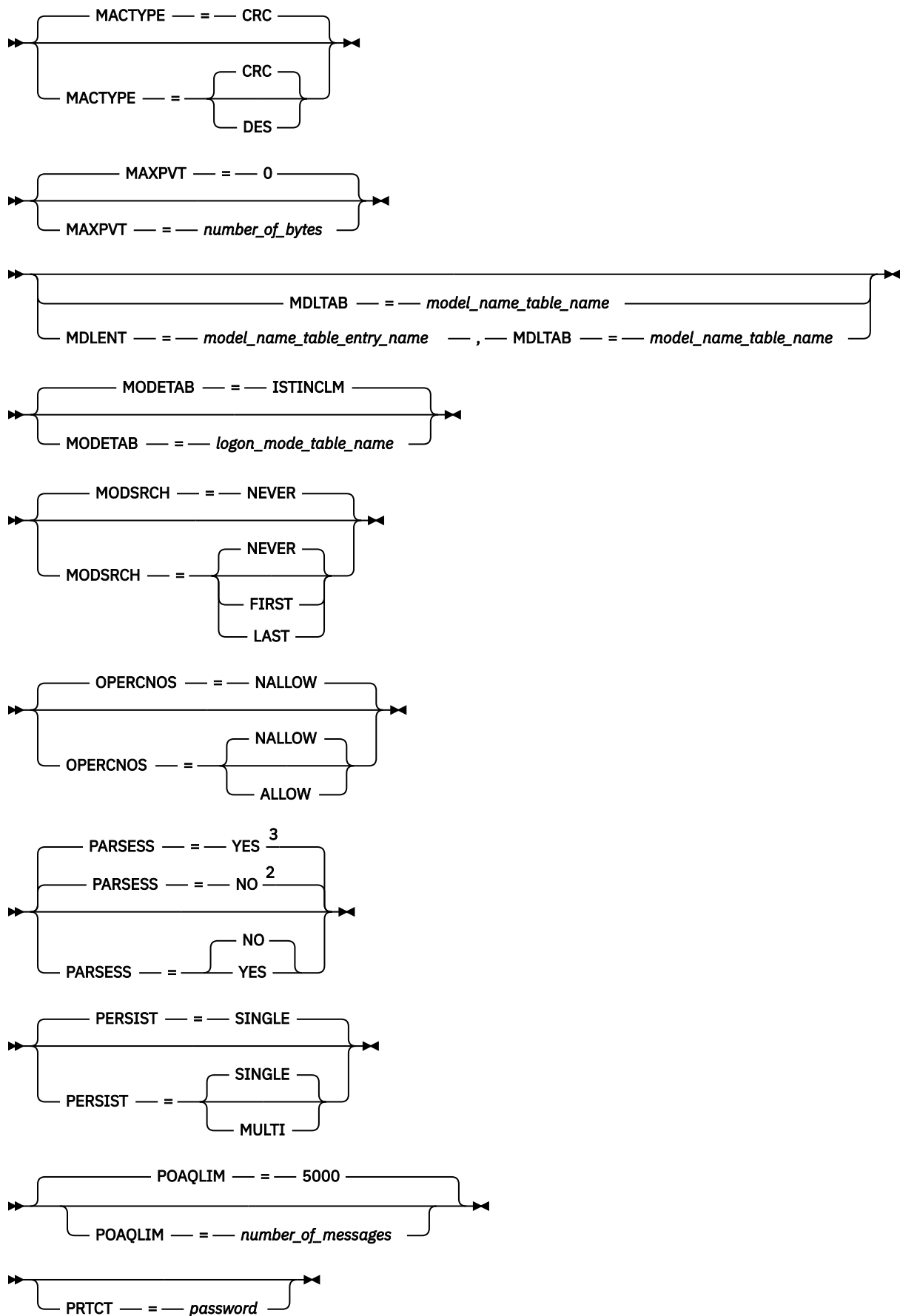
➤ APPL ➤

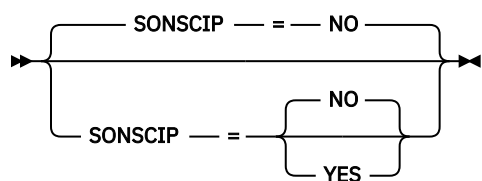
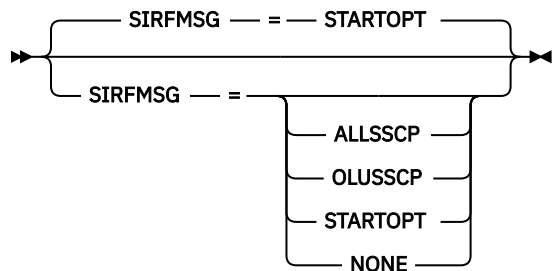
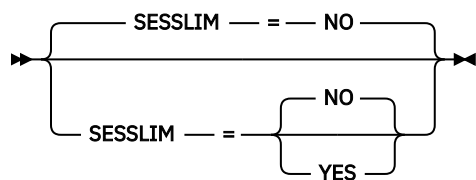
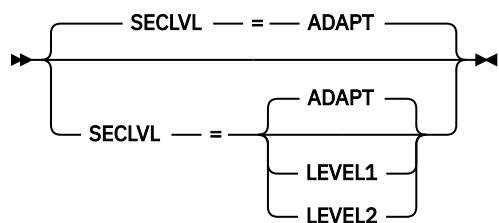
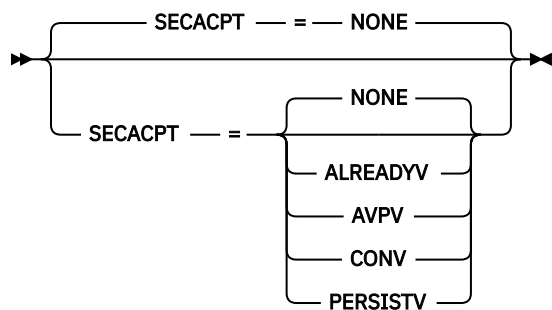
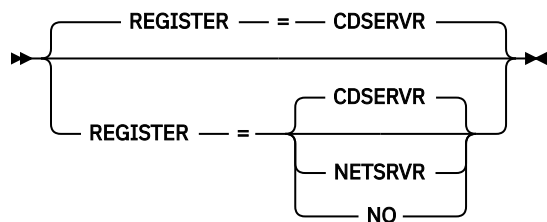
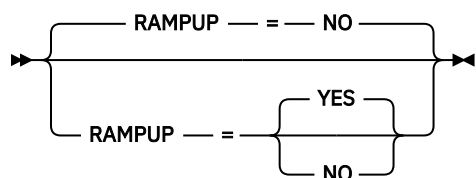


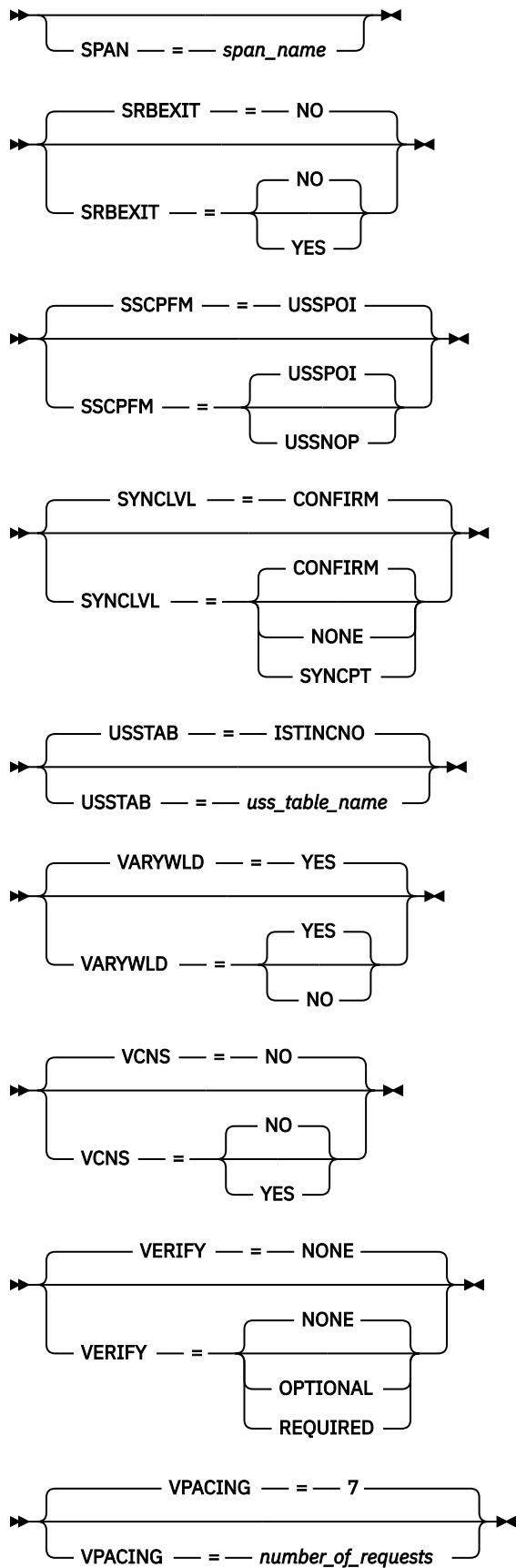


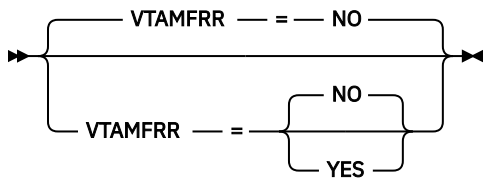












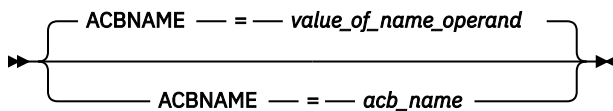
Notes:

- ¹ If the VTAM start options specify DSMONITR=YES or DSMONITR=NO, the value from the DSMONITR start option is the default value. If the VTAM start option specifies DSMONITR=APPL, the default value is DSMONITR=NO.
- ² PARSESS defaults to NO when APPC=NO.
- ³ PARSESS defaults to YES when APPC=YES.

Application program major node operand descriptions

The following information describes the operands you can code for the application program major node.

ACBNAME



statements: *APPL*

dependencies: *name*

Specifies the minor node name assigned to this application program. This name must be unique within the domain in which the application program resides.

This operand is needed if application programs with the same APPLID are started in multiple hosts and the application programs are to set up a cross-domain session. If this name is not identical to the network name, it cannot be network qualified and used in any VTAM command or macroinstruction. The ACBNAME can be used by an LU (including an application program LU) only in a command issued in the same domain where the ACBNAME is defined.

If you do not code this operand, the network-unique name (the name of the APPL definition statement) is used as the ACBNAME.

For application programs used in extended recovery facility (XRF) sessions, the network name and the ACBNAME must be the same. Therefore, do not code the ACBNAME operand; use the default, which is the network name.

acb_name must follow the rules for naming application programs as described in the [z/OS Communications Server: SNA Network Implementation Guide](#) and can include the following wildcard characters:

Asterisk (*)

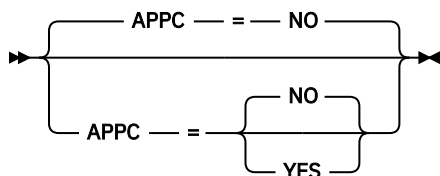
Represents 0 or more unspecified characters. An asterisk can be used as the second to eighth character.

Question mark (?)

Represents a single unspecified character. A question mark can be used as the first to eighth character.

For information about how to use wildcard characters to create model application program definitions, see [z/OS Communications Server: SNA Network Implementation Guide](#).

APPC



statements:

GROUP, APPL

dependencies:

none

Specifies whether the application program can issue APPCCMD macroinstructions. See the [z/OS Communications Server: SNA Programmer's LU 6.2 Reference](#) for a description of this macroinstruction.

Note: APPC, if specified as NO (or defaulted), on the GROUP definition statement, can be overridden on the APPL definition statement with APPC=YES. However, if APPC=YES on the GROUP definition statement, APPC=NO is ignored on the APPL definition statement and all application programs in the group will be APPC-capable.


APPC=NO

Specifies that the application program cannot issue APPCCMD macroinstructions.

APPC=YES

Specifies that the application program can issue APPCCMD macroinstructions.

ASLENT



statements:

GROUP, APPL


dependencies:

ASLTAB

Specifies the name of the associated LU table entry to be used for this application program.

If you code the ASLENT operand, you must also code the ASLTAB operand. If you omit ASLENT and include ASLTAB, VTAM uses the first entry in the associated LU table by default.

ASLTAB



statements:

GROUP, APPL

dependencies:

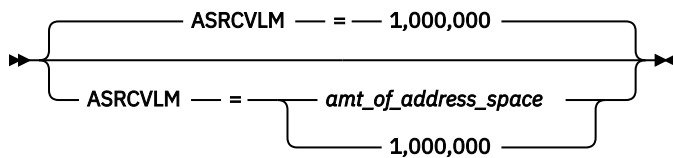
none

Specifies the name of the associated LU table to be used for this application program. See [“Associated LU table” on page 655](#) for a description of how to define an associated LU table.

If you omit the ASLTAB operand, VTAM will not provide the names of associated logical units to the application during LU-LU session initiation. However, you can provide the associated LU names in other ways. You can enter them from the terminal on the PRINTER1 and PRINTER2 operands of the LOGON command, or VTAM can send them to the application in a formatted session-initiation request. See [“LOGON command” on page 748](#) for more information on the PRINTER1 and PRINTER2 operands of the LOGON command.

The operator can use the `MODIFY TABLE` command to dynamically replace an associated LU table (ASLTAB). See [z/OS Communications Server: SNA Operation](#) for more information about this command.

ASRCVLM

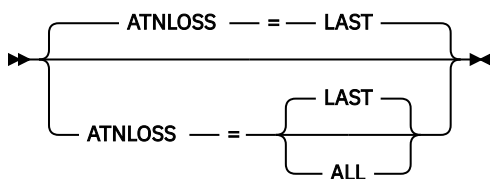


<i>statements:</i>	<i>GROUP, APPL</i>
<i>dependencies:</i>	<i>none</i>
<i>range:</i>	<i>0–99999999 bytes</i>

Specifies an amount of address space storage used by VTAM to calculate constrain and critical threshold values for the address space. High usage periods of address space storage should be considered when selecting this value. If you specify 0, the amount of data space storage used is 1 000 000 bytes.

Note: ASRCVLM is applicable only to the application receiving the data and not to the sender. VTAM will queue inbound data to the application's dataspace if the application does not have a RECEIVE RPL available to field the data. The ASRCVLM parameter is used by the receiving VTAM to adjust the window size in the pacing responses returned to the data sender. Eventually the ASRCVLM limits may be hit and VTAM will respond by lowering the session level.

ATNLOSS



<i>statements:</i>	<i>GROUP, APPL</i>
<i>dependencies:</i>	<i>APPC=YES</i>

Specifies when the ATTN exit should be scheduled.

ATNLOSS=ALL

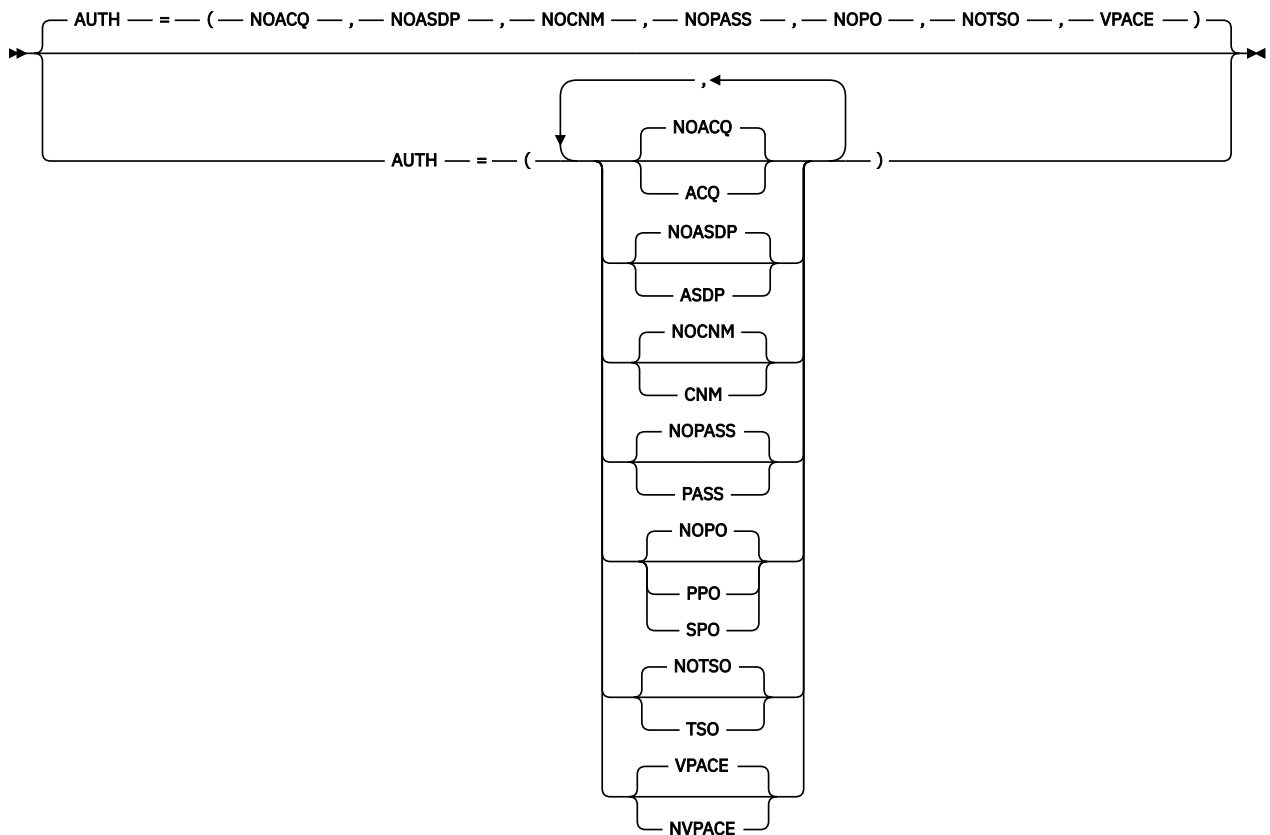
Specifies that the ATTN exit is to be scheduled for all session deactivations.

ATNLOSS=LAST

Specifies that the ATTN exit is to be scheduled when the last session between an (LU-mode) pair is deactivated.

Code this operand for any LU 6.2 application.

AUTH



statements:

GROUP, APPL

dependencies:

none

Determines whether this application program has the authority to use certain VTAM functions. You can code these operands in any order. The possible operands are listed below:

AUTH=ACQ

AUTH=NOACQ

Determines whether this application program can use either the OPNDST macroinstruction with the ACQUIRE option or the SIMLOGON macroinstruction. (These macroinstructions enable the application program to initiate a session with a particular logical unit.)

If you code APPC=YES, the default is ACQ. If you code APPC=YES and AUTH=NOACQ, VTAM supplies an override of ACQ and issues a warning message.

AUTH=ASDP

AUTH=NOASDP

Specifies whether an application can supply dial digits (telephone number) and other parameters for a dial-out switched connection during session initiation.

AUTH=CNM

AUTH=NOCNM

Determines whether this application program can use the communication network management (CNM) interface. This interface allows an application program to send and receive formatted request units from certain physical units in the application program's domain. For more information on the CNM interface, see [z/OS Communications Server: SNA Programming](#).

You must code AUTH=CNM for all application programs for which entries exist in the IBM-supplied CNM routing table or for any user-written applications using the CNM interface. For a complete list of IBM-supplied CNM applications, see [z/OS Communications Server: SNA Customization](#).

AUTH=PASS**AUTH=NOPASS**

Determines whether this application program can use the CLSDST macroinstruction with the PASS option to pass session-establishment requests to other application programs.

For more information on the CLSDST macroinstruction, see [z/OS Communications Server: SNA Programming](#).

AUTH=PPO**AUTH=SPO****AUTH=NOPO**

Specifies whether the application program can issue VTAM operator commands and receive responses and unsolicited messages. [z/OS Communications Server: SNA Programming](#) describes the program operator application.

If you code either the primary program operator (PPO) or the secondary program operator (SPO), the application program is authorized to issue SENDCMD and RCVCMD macroinstructions.

If you code PPO, the application program receives all unsolicited messages, that is, all informational and error messages that are not replies to operator commands. If no PPO-designated application program is active when these messages occur, they are directed to the system console.

AUTH=TSO**AUTH=NOTSO**

Specifies whether the application program is a TSO/VTAM time-sharing program. If it is a TSO/VTAM time-sharing program, code TSO. If not, code NOTSO or take the default.

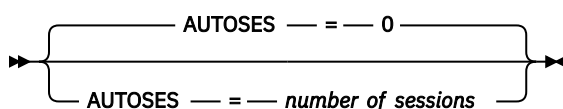
If you code AUTH=TSO, you cannot use wildcard values in the name field of this APPL definition statement.

AUTH=VPACE**AUTH=NVPACE**

Determines whether this application program is subject to the VPACING specifications of SLUs with which the program is in session. Coding NVPACE is the same as coding VPACING=0 in the LU definition statements for all of the SLUs with which the application program is in session. NVPACE is ignored for same-domain local SNA logical units.

Note: It is recommended that you code AUTH=NVPACE for normal interactive TSO/VTAM sessions. However, if you have application-to-application TSO/VTAM sessions, it is recommended that you pace them by coding VPACING=20.

For more information on pacing, see the discussion in the [z/OS Communications Server: SNA Network Implementation Guide](#).

AUTOSES

statements:

GROUP, APPL

dependencies:

APPC=YES

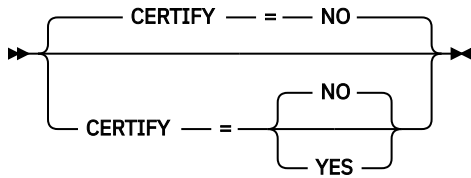
range:

0–32767

Tells VTAM the number of contention-winner sessions to start automatically, rather than by allocation requests from the application program. VTAM establishes the specified number of sessions when the first change number of sessions (CNOS) request is issued for a mode-name group of a given partner LU.

See [z/OS Communications Server: SNA Programmer's LU 6.2 Guide](#) for more information about the role of the AUTOSES operand in session activation.

CERTIFY



statements:

GROUP, APPL

dependencies:

CERTIFY is ignored unless ENCR is also active. Before enabling the CERTIFY function, ensure that the device or software providing the partner's LU support also supports the CERTIFY function.

Specifies whether VTAM on behalf of this application program will verify authentication.

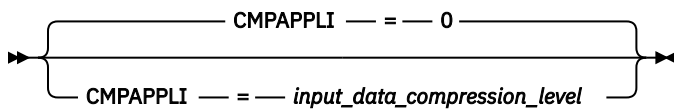
CERTIFY=YES

Specifies SLU authentication (verifying the SLU is using the same cryptographic key as the PLU) is to be performed by the PLU.

CERTIFY=NO

Specifies no SLU authentication (not verifying the SLU is using the same cryptographic key as the PLU) is to be performed by the PLU.

CMPAPPLI



statements:

GROUP, APPL

dependencies:

none

Specifies the maximum compression levels for the application's input data, which is the data the primary logical unit (PLU) receives. The operand allows compression-level limits for a specific application to be set lower than the overall limit specified by the CMPVTAM start option.

Values of *input_data_compression_level* follow:

0

No compression

1

Run-length encoding (RLE)

2

Small adaptive compression table

3

Medium adaptive compression table

4

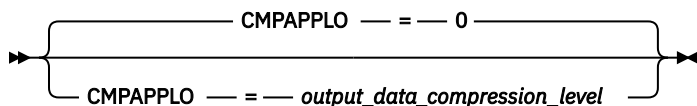
Large adaptive compression table

The limit specified by the operand is enforced only during sessions for which:

- The application acts as the PLU.
- The limit is lower than that specified by the CMPVTAM start option.

See [z/OS Communications Server: SNA Network Implementation Guide](#) for more information about compression levels.

CMPAPPLO



statements: *GROUP, APPL*

dependencies: *none*

Specifies the maximum compression levels for the application's output data, which is the data the primary logical unit (PLU) sends. The operand allows compression-level limits for a specific application to be set lower than the overall limit specified by the CMPVTAM start option.

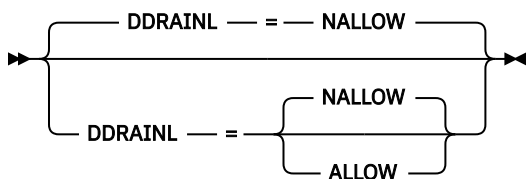
Values of *output_data_compression_level* follow:

- 0**
No compression
- 1**
Run-length encoding (RLE)
- 2**
Small adaptive compression table
- 3**
Medium adaptive compression table
- 4**
Large adaptive compression table

The limit specified by the operand is enforced only during sessions for which the application acts as the PLU, and the limit is lower than that specified by the CMPVTAM start option.

See the [z/OS Communications Server: SNA Network Implementation Guide](#) for more information about compression levels.

DDRAINL



statements: *GROUP, APPL*

dependencies: *APPC=YES*

Specifies whether the application program can drain waiting allocation requests when the application is the target of a CNOS request that resets the session limit to zero.

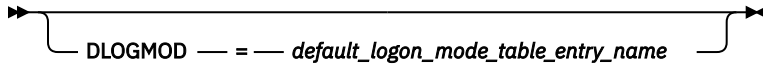
DDRAINL=ALLOW

Allows the application program to drain its allocation requests. The drain-target value in the received CNOS request is not negotiated.

DDRAINL=NALLOW

Does not allow the application program to drain its allocation requests. The drain-target value in the received CNOS request is negotiated to no draining.

DLOGMOD



statements:

GROUP, APPL

dependencies:

MODETAB

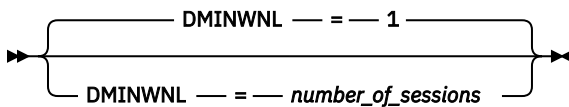
Specifies the name of the logon mode table entry used by default if one is not otherwise provided. If you do not code this operand and the name of a logon mode table entry is not otherwise provided, VTAM uses the first entry in the applicable logon mode table (specified on the MODETAB operand or used by default).

If you specify MODETAB, the entry must be in either the specified table or in ISTINCLM, an IBM-supplied logon mode table. If you do not specify MODETAB, the entry must be in ISTINCLM.

A logon mode entry determines which entry in the applicable logon mode table is to provide a set of session parameters for the application program if the application program is a secondary logical unit (SLU). The name specified on the DLOGMOD operand must be the name of an entry in a logon mode table.

For more information, see [“Logon mode table” on page 685](#).

DMINWNL



statements:

GROUP, APPL

dependencies:

APPC=YES, DMINWNR, DSESLIM

range:

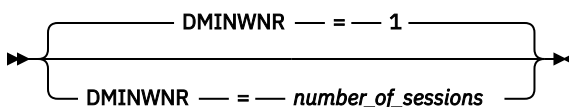
0–32767

Defines the minimum number of parallel sessions for a mode name group for a given remote logical unit of which this application program (the local logical unit) is guaranteed to be the contention winner and the remote logical unit is guaranteed to be the contention loser. A mode name group is a group of sessions for a given mode name.

The DMINWNL value must always be less than or equal to the DSESLIM value minus the DMINWNR value.

See *z/OS Communications Server: SNA Network Implementation Guide* and *z/OS Communications Server: SNA Programmer's LU 6.2 Reference* for information on how VTAM negotiates the actual number of contention-winner sessions for this application (local logical unit).

DMINWNR



statements:

GROUP, APPL

dependencies:

APPC=YES, DMINWNL, DSESLIM

range:

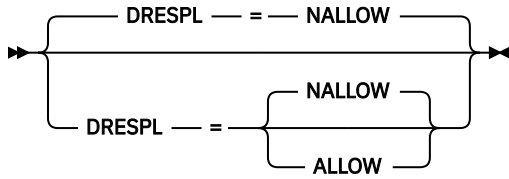
0–32767

Defines the minimum number of parallel sessions for a mode name group for a given remote logical unit of which the remote logical unit is guaranteed to be the contention winner and this application program (local logical unit) is guaranteed to be the contention loser.

The DMINWNR value must always be less than or equal to the DSESLIM value minus the DMINWNL value.

See [z/OS Communications Server: SNA Network Implementation Guide](#) and [z/OS Communications Server: SNA Programmer's LU 6.2 Reference](#) for information on how VTAM negotiates the actual number of contention-winner sessions for the remote logical unit.

DRESPL



statements:

GROUP, APPL

dependencies:

APPC=YES

Specifies whether the local application program (local logical unit) will deactivate sessions on receipt of a CNOS request that specifies the application program as the responsible logical unit.

See [z/OS Communications Server: SNA Programmer's LU 6.2 Guide](#) for an explanation of draining.

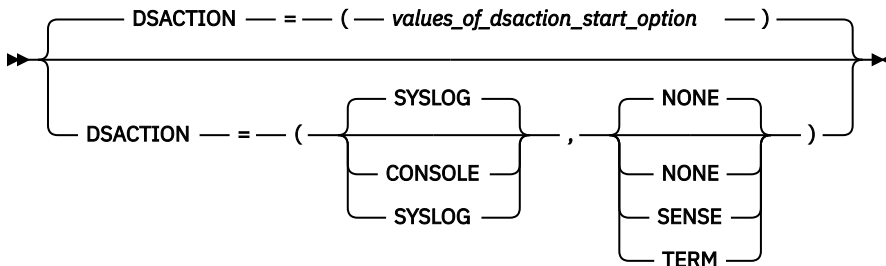
DRESPL=ALLOW

Allows the application program to deactivate sessions. The value indicating the responsible LU in the reserved CNOS is not negotiated.

DRESPL=NALLOW

Does not allow the application program to deactivate sessions. Instead, VTAM assigns the responsibility for deactivating sessions to the remote logical unit that sent the CNOS request.

DSACTION



statements:

GROUP, APPL

dependencies:

DSMONITR=YES is in effect for the VTAM application on this host. This VTAM application is the PLU of the session.

Describes the action to be taken when a 3270 protocol violation is detected for this PLU application.

If DSACTION is specified on the APPL statement, the DSACTION value overrides the DSACTION start option for this application. If DSACTION is not specified on the APPL statement, the values that are specified on the DSACTION start option are used for this application.

The first parameter specifies the reporting level:

DSACTION=SYSLOG

Specifies that the IST2424I message group will be written to the syslog, but just a single message (IST2424I) will be written to the console.

DSACTION=CONSOLE

Specifies that the IST2424I message group will be written to both the syslog and the console.

The second parameter specifies the intervention level:

DSACTION=NONE

Specifies only the reporting level action is taken.

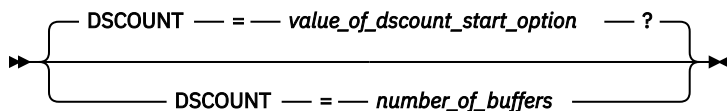
DSACTION=SENSE

Specifies that the reporting level action is taken and a sense code is sent to the PLU application.

DSACTION=TERM

Specifies that the reporting level action is taken and the session is terminated.

DSCOUNT



statements:

GROUP, APPL

dependencies:

DSMONITR=YES or DSMONITR=APPL

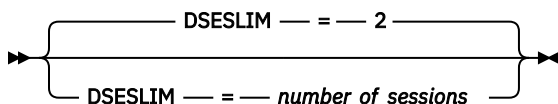
range:

0–15

Specifies the number of output PIU chains to be saved as historical data for the session. If a 3270 protocol violation is detected, these PIU chains will be written to GTF trace for later problem determination. The larger the number of saved chains, the better the chances of isolating the specific cause of the reported violation, but at the cost of higher memory utilization. These buffers are stored in 64-bit memory.

If DSCOUNT is specified on the APPL statement, it overrides the DSCOUNT start option for this application. If DSCOUNT is not specified on the APPL statement, the values that are specified on the DSCOUNT start option will be used for this application.

DSESLIM



statements:

GROUP, APPL

dependencies:

APPC=YES, DMINWNL, DMINWNR

range:

0–32767

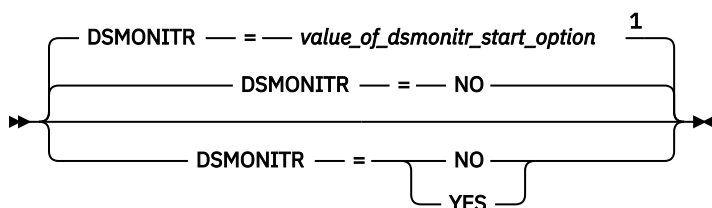
Defines the maximum number of sessions to be allowed between the local application logical unit and a remote logical unit on a given mode name group.

The DSESLIM value is always greater than or equal to the combined values for DMINWNL and DMINWNR.

If you code DSESLIM=0 and the application program is the target of a CNOS request to start the session limit for a new mode, VTAM responds to the CNOS request with an indication that the requested mode is not available.

See [z/OS Communications Server: SNA Network Implementation Guide](#) and the [z/OS Communications Server: SNA Programmer's LU 6.2 Reference](#) for information on how VTAM determines the negotiated session limit.

DSMONITR



Notes:

¹ If the VTAM start options specify DSMONITR=YES or DSMONITR=NO, the value from the DSMONITR start option is the default value. If the VTAM start option specifies DSMONITR=APPL, the default value is DSMONITR=NO.

If the VTAM start options specify DSMONITR=YES or DSMONITR=APPL, this parameter specifies whether the 3270 Intrusion Detection Services (IDS) monitoring is enabled or disabled for this PLU application. If the VTAM start options specify DSMONITR=NO, this parameter is ignored.

If DSMONITR is not specified on the APPL statement, the values that are specified on the DSMONITR start option will be used for this application.

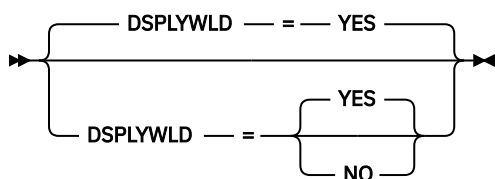
DSMONITR=NO

Specifies that 3270 IDS monitoring is disabled for new sessions and current monitored sessions are no longer monitored.

DSMONITR=YES

Specifies that 3270 IDS monitoring is enabled for new sessions unless the DSMONITR=NO start option is coded.

DSPLYWLD



statements:

GROUP, APPL

dependencies:

AUTH=PPO or AUTH=SPO

Indicates whether the program operator application can issue DISPLAY commands containing wildcards. See [z/OS Communications Server: SNA Operation](#) to determine which display commands are governed by this operand.

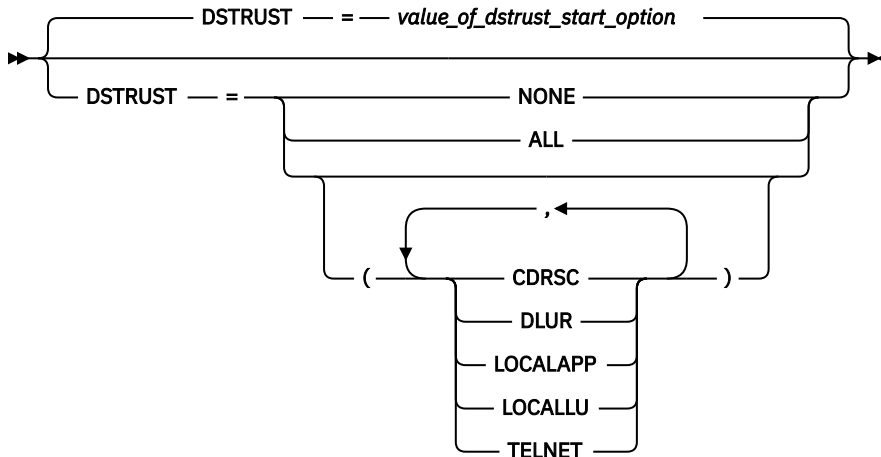
DSPLYWLD=NO

Specifies that wildcards are not permitted from this program operator application.

DSPLYWLD=YES

Specifies that wildcards are permitted from this program operator application when the DSPLYWLD start option is FULLWILD or POAONLY.

DSTRUST



Specifies one or more resource types to exempt from 3270 Intrusion Detection Services (IDS) monitoring. The VTAM application is the PLU of the session. Resources that are listed on this operand are trusted to carry only valid 3270 data streams.

If DSTRUST is specified on the APPL statement, it overrides the DSTRUST start option for this application. If DSTRUST is not specified on the APPL statement, the values that are specified on the DSTRUST start option will be used for this application.

DSTRUST=ALL

Equals to specifying DSTRUST=(CDRSC,DLUR,LOCALAPP,LOCALLU,TELNET).

DSTRUST=CDRSC

Specifies that CDRSC sessions to the VTAM PLU application are trusted and therefore exempted from 3270 IDS monitoring.

DSTRUST=DLUR

Specifies that DLUR sessions to the VTAM PLU application are trusted and therefore exempted from 3270 IDS monitoring.

DSTRUST=LOCALAPP

Specifies that VTAM applications on this host are trusted and therefore exempted from 3270 IDS monitoring if these applications are the SLU of a session with this PLU application. This option does not apply to local Telnet applications.

DSTRUST=LOCALLU

Specifies that local LUs are trusted and therefore exempted from 3270 IDS monitoring if these LUs are the SLU of a session with this PLU application.

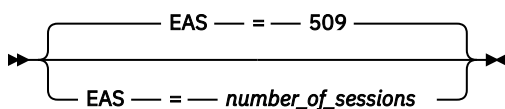
DSTRUST=NONE

Specifies that no resources are to be trusted or exempted from 3270 IDS monitoring for this PLU application.

DSTRUST=TELNET

Specifies that local Telnet applications are trusted and therefore exempted from 3270 IDS monitoring if these applications are the SLU of a session with this PLU application.

EAS



statements:

GROUP, APPL

dependencies: none

range: 0–65535

Specifies the estimated number of concurrent sessions this application program will have with other logical units (LU-LU sessions). VTAM uses this operand in a search to find the representation of a session between the application program and a logical unit.

The specified value should include LU 6.2 sessions and non-LU 6.2 sessions.

To avoid obtaining unnecessary common service area (CSA) storage for TSO and Telnet users, you should code EAS=1 when defining TSO and Telnet applications to VTAM. Do not use the default.

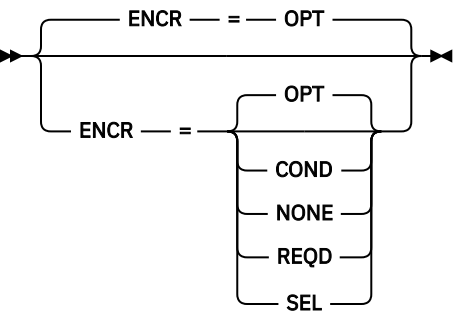
Note: You should code EAS on applications that have only a few concurrent sessions, to conserve storage.

Accurate coding of the EAS value for your applications can save storage in your system. For example, if you estimate that there will be less than 30 sessions with this application, but you let the EAS value default to 509, then an extra 4K table will be allocated from common storage. The size of the table is based on the EAS value that you code and is determined as follows:

Table size	EAS value
4K	30–4000
8K	4001–8000
16K	8001–16000
32K	16001–32000
64K	32001–48000
128K	48001–56000
256K	56001–64000
512K	greater than 64000

If your EAS value is specified as lower than the number of sessions that you actually have, sessions would still be established as usual. However, the efficiency of searching for the session representation could be impaired if a smaller table was allocated because of the lower EAS value.

ENCR



statements: GROUP, APPL

dependencies: none

Specifies whether this application program has any special requirements for enciphering and deciphering messages.

ENCR=COND

Specifies that this application program will establish an encrypted session if the session partner supports encryption and cryptographic product support is available. If support is not available at session start, a clear session (without encryption) is established.

VTAM starts sessions when all the following statements are true:

- ENCR=COND is coded on the APPL definition of the PLU
- The SLU has an APPL definition with ENCR=COND or an LU definition with ENCR=OPT
- A cryptographic support is unavailable

There is no attempt to start data encryption in the middle of a clear session when the encryption product becomes available again.

In VTAM, the COND option includes a test to determine if cryptographic product support is available on the primary logical unit (PLU). However, if either end of a session specifies a higher level of encryption than ENCR=COND (ENCR=SEL or ENCR=REQD), an encrypted session is required and no test is made to determine if cryptographic product support is available.

ENCR=NONE

Specifies that this application program cannot have cryptographic sessions.

ENCR=OPT

Specifies that the application program has no special cryptographic requirements; its cryptographic capability is the same as the host processor's capability.

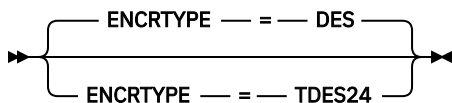
ENCR=REQD

Specifies that VTAM must encipher all messages to and from the application program. If ENCR=REQD, this application program cannot be started unless the host with which it is associated can handle cryptographic sessions. ENCR=REQD also means that this application program cannot start a session with a logical unit that cannot encipher and decipher its messages.

ENCR=SEL

Specifies that this application program can choose which messages are enciphered by VTAM. ENCR=SEL also means that this application program cannot start a session with a logical unit that cannot encipher and decipher its messages. If you code ENCR=SEL, this application program cannot be started unless the host in which it resides can handle cryptographic sessions.

ENCRTYPE



statements:

GROUP, APPL

dependencies:

none

Specifies the minimum type of encryption that VTAM should use on behalf of the application when performing session level encryption.

ENCRTYPE=DES

Specifies that VTAM must use a minimum of DES encryption with an 8-byte key when performing session level encryption. This is the default.

ENCRTYPE=TDES24

Specifies that VTAM must use a minimum of Triple_DES encryption with a 24-byte key when performing session level encryption.

Note: The ENCRTYPE value coded on the GROUP will be sifted down to the appropriate resource (APPL).

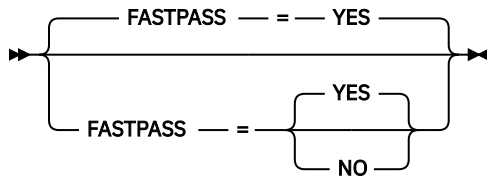
The SYSDEFed ENCRTYPE of an APPL resource can be changed at runtime through the [MODIFY SECURITY](#) command which is described in [z/OS Communications Server: SNA Operation](#). However, the ENCRTYPE

value will not be able to be downgraded. In other words, if the application is currently operating at ENCRTYPE=TDSE24, then the encryption level cannot be changed to ENCRTYPE=DES using the MODIFY SECURITY command.

Note: If downgrading the security level is preferred, the current major node being used must be deactivated and another major node value must be coded.

In addition, a user may use the LOGMODE TABLE to override the ENCRTYPE value of the SLU based on the logmode entry being used. The ENCRTYPE value will not be able to be downgraded from TDSE24 to DES using the logmode table. Only TDSE24 can be specified for the encryption level (ENCRTYP). See “MODEENT macroinstruction” on page 687 for more information about MODEENT macroinstructions.

FASTPASS



statements:

GROUP, APPL

dependencies:

TSO sessions only

Determines how session establishment is performed for application programs that issue the CLSDST macroinstruction with the PASS option as part of their session establishment procedure. The application program acts as a secondary logical unit (SLU).

The primary logical unit (PLU) acknowledges the capability of the SLU during session establishment. If you have coded the logon performance enhancement in the PLU's application program, only a single bind is issued to establish the session.

Some SLUs are incompatible with this enhancement. If your SLU is incompatible with this enhancement, code FASTPASS=NO.

Note: FASTPASS applies only to application programs (acting as SLUs) which establish sessions with TSO.

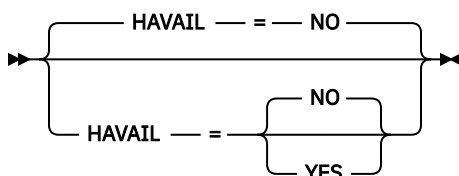
FASTPASS=NO

Specifies that an unenhanced logon procedure requiring multiple binds is performed for application programs that issue the CLSDST PASS macroinstruction with the PASS option as part of their session establishment procedure.

FASTPASS=YES

Specifies that the logon performance enhancement is performed for application programs that issue the CLSDST macroinstruction with the PASS option as part of their session establishment procedure.

HAVAIL



statements:

GROUP, APPL

dependencies:

none

Determines whether the application can support extended recovery facility (XRF) sessions.

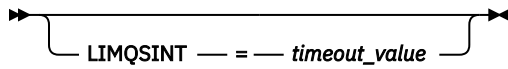
HAVAIL=NO

Specifies that this application program cannot have an XRF session.

HAVAIL=YES

Specifies that this application program can have an XRF session, can initiate an XRF session, or can be the primary logical unit in an XRF session that is initiated by a secondary logical unit.

LIMQSINT



statements:

GROUP, APPL

dependencies:

APPC=YES

range:

0–65535 seconds

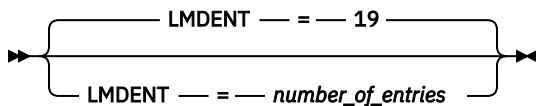
Specifies how often VTAM searches the queue for unused LU 6.2 contention winners.

If LIMQSINT=0, contention-winner LU 6.2 limited resource sessions are terminated immediately after their conversations end.

As a starting point, *timeout_value* should be at least one second less than half of the shortest time cost interval. For example, if the time cost interval for a line is 120 seconds, you should specify 59 seconds. Because applications can work differently, you might need to adjust the time cost interval as necessary.

Sessions that are active for longer than the *timeout_value* seconds are deactivated on the expiration of the timer and the next queue search.

LMDENT



statements:

GROUP, APPL

dependencies:

APPC=YES

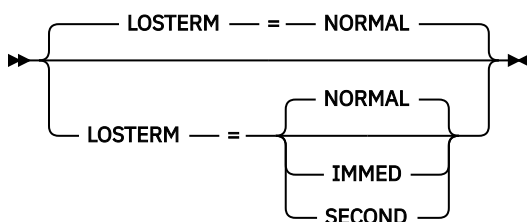
range:

0–65535

Specifies the number of entries to be used for this application program's hash table of remote logical units. VTAM uses the hash table to identify and locate remote logical units based on their LU names.

The value you specify should take into account both the largest possible number of remote logical units and the degree of efficiency in accessing the remote logical unit definitions.

LOSTERM



statements:

GROUP, APPL

dependencies: *none*

Specifies how VTAM terminates a session with a hung LU. You can force an LU to an inactive state when it becomes hung during a session with an application program that has a LOSTERM exit routine but no NSEXIT exit routine.

LOSTERM=IMMED

VTAM sends an UNBIND to break the session on the first call to the LOSTERM exit.

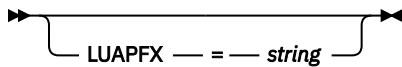
LOSTERM=NORMAL

VTAM does not terminate the session.

LOSTERM=SECOND

VTAM allows the LOSTERM exit to issue a CLSDST on the first call to the LOSTERM exit. If a second call is made, VTAM sends an UNBIND to break the session.

LUAPFX



statements: *APPL*

dependencies: *none*

Specifies the first two characters of the LUALIAS assigned when a dynamically generated cross-network CDRSC (with NQNMODE=NQNAME) is created for a session with the application. VTAM concatenates the characters specified with the next sequential number available to form a VTAM-generated LUALIAS name for the cross-network dynamic CDRSC.

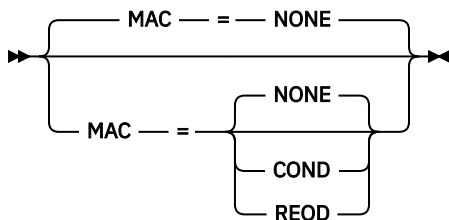
LUAPFX=string

Indicates the two characters to be used as the prefix for all dynamically generated LUALIAS names for dynamic cross-network CDRSCs in session with this application. You must take into account the VTAM naming conventions when choosing this prefix. See [“Format of definition statements” on page 6](#) for naming conventions.

By using this prefix you can eliminate the need to predefine a CDRSC with LUALIAS for each cross-network resource which may want to establish a session with an application that does not support network qualified names. See [“LUALIAS” on page 114](#) for a description of the operand and how it is used.

Note: If model definitions are being used to define multinode persistent application programs and if PERSIST=MULTI is specified, use an MVS system symbol as part of the LUAPFX value to reduce name collisions during recovery processing.

MAC



statements: *GROUP, APPL*

dependencies: *none*

Specifies the level of message authentication support required for this application program.

MAC=COND

Specifies that the application is capable of engaging in message supported sessions, and that MACing is required if the session partner is MAC capable.

MAC=NONE

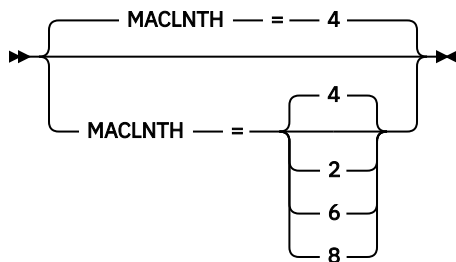
Specifies that this application program is not capable of engaging in message authentication supported sessions.

MAC=REQD

Specifies that VTAM must use a message authentication code on all messages to and from this application program.

Note: A mandatory message authentication support and cryptographic enhancements session is established only under the following conditions:

- The owing host is capable of handling message authentication sessions.
- The session partner is capable of supporting message authentication.

MACLNTH

statements:

GROUP, APPL

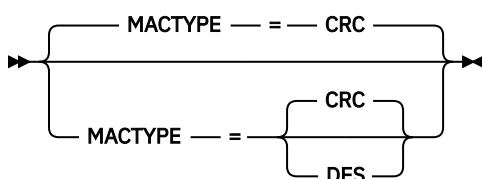
dependencies

none

Specifies the minimum length, in bytes, of the message authentication code that is to be generated.

MACLNTH is based on MACTYPE, and can be one of the following values:

- **MACTYPE**
MACLNTH
CRC
2 or 4
DES
4, 6, or 8

MACTYPE

statements:

GROUP, APPL

dependencies

none

Specifies the type of message authentication support and cryptographic enhancements code checking VTAM will use to create or to verify the message authentication code.

MACTYPE=CRC

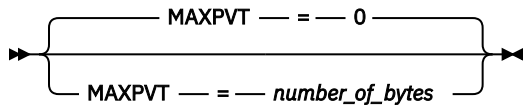
Specifies that VTAM use an internal cyclic redundancy check (CRC) algorithm to generate a message authentication code.

MACTYPE=DES

Specifies that VTAM use the data encryption standard (DES) services provided by the available Common Cryptographic Architecture (CCA) product to generate a message authentication code for this application.

Note: ENCRTYPE affects the type of encryption used when calculating message authentication code for DES or TDES24.

MAXPVT



statements:

GROUP, APPL

dependencies:

none

Specifies how much VTAM can use of the private storage allocated to the application program's task. In most cases, each task is associated with only one application program. If a task involves more than one application program, the effective MAXPVT value for the task is the sum of the values specified for all the application programs opened under the task.

number_of_bytes can be expressed as a single number up to 8 digits, or up to 7 digits with M or K. The limit for MAXPVT is approximately 2048M (2 gigabytes).

MAXPVT=0

Specifies that no limit is defined and thus, when no storage is available in the address space associated with this application program, the session is cleared.

MAXPVT=*number_of_bytes*

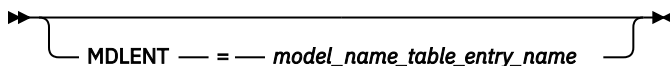
MAXPVT=*number_of_bytes*K

The number of one-kilobyte segments that this application program task can use of its private area (address space). *number_of_bytes* is a decimal integer. Its value is rounded up to the next multiple of 4.

MAXPVT=*number_of_bytes*M

The maximum amount of private area storage, in one-megabyte increments, that the application program task can use. *number_of_bytes* is a decimal integer.

MDLENT



statements:

GROUP, APPL

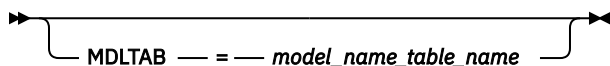
dependencies:

MDLTAB

Specifies the name of the model name table entry to be used for this application program.

If you code the MDLENT operand, you must also code the MDLTAB operand. If you omit MDLENT and include MDLTAB, VTAM uses the first entry in the table named in MDLTAB.

MDLTAB



statements:

GROUP, APPL

dependencies:

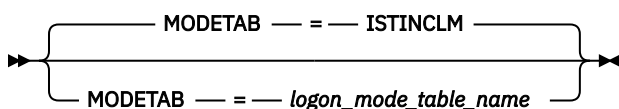
none

Specifies the name of the model name table to be used for this application program. See [“Model name table”](#) on page 708 for a description of how to define a model name table.

If you omit the MDLTAB operand, VTAM will not provide the name of the model name table of the application during LU-LU session initiation. However, you can provide the model name in other ways. You can enter it from the terminal on the MODEL operand of the LOGON command, or VTAM can send it to the application in a formatted session-initiation request. See [“LOGON command”](#) on page 748 for more information about the MODEL operand of the LOGON command.

The operator can use the MODIFY TABLE command to dynamically replace a model name table. See [z/OS Communications Server: SNA Operation](#) for more information about the [MODIFY TABLE](#) command.

MODETAB



statements:

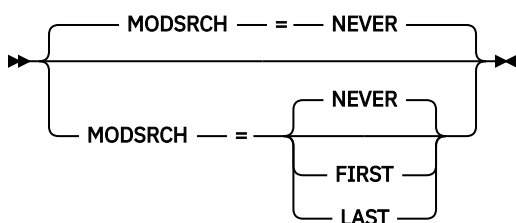
GROUP, APPL

dependencies:

none

Specifies the logon mode table to be used to associate each logon mode name with a set of session parameters for the application program if the application program participates as the secondary end of the session (SLU). The name you code must be the name of a logon mode table created as described in [“Logon mode table”](#) on page 685. If you do not supply a logon mode table for the application program, on the MODETAB operand, an IBM-supplied default logon mode table (ISTINCLM) is used. If you specify a table, both the table you specify and the default table are used.

MODSRCH



statements:

GROUP, APPL

dependencies:

Model application definition

Specifies when the INQUIRE APPSTAT and INQUIRE STATUS macroinstructions will use this model definition. The VTAM containing the application that issued the INQUIRE first searches its tables for a previously defined application. If one is not found, it searches for a local model that can satisfy the request.

Note: If you plan to use model application program definitions with TSO/VTAM, then you must code MODSRCH=FIRST on the TSO application definition statement which represents the subordinate TSO APPLs. For more information about MODSRCH, see [z/OS Communications Server: SNA Network Implementation Guide](#).

MODSRCH=FIRST

Specifies that VTAM should use this model if it is an appropriate match, and not search the network for the specified name. For example, because the OPEN ACB macroinstruction can use a model definition, you could specify MODSRCH=FIRST so this model can be found by an application issuing INQUIRE APPSTAT to determine whether an OPEN ACB will follow.


MODSRCH=LAST

Specifies that VTAM should use this model definition only if all other hosts in the network report that the application was not found.

MODSRCH=NEVER

Specifies that VTAM should never use this model to satisfy an INQUIRE macroinstruction.

name



statements:

VBUILD

➡ *name* ➡

statements:

GROUP, APPL

Assigns a name to the resource being defined by the definition statement. The name is used as the network name for the resource.

On VBUILD

name is optional. If a syntax or definition error is detected with this statement during activation of the major node, *name* appears in the message issued to identify the error.

The optional *name* you give to this definition statement can be the same as the name VTAM gives to a major node and its definitions when they are filed in the VTAM definition library. The name VTAM gives to the major node is used when messages are issued regarding the node's status.

On GROUP

name is required.

On APPL

name is required. It specifies a minor node name for this application program, as does the ACBNAME operand. This name, when used with the network identifier (NETID as specified on the VTAM START command) is the network-qualified name of the application program, in the form of *netid.name*. This name is sometimes called the real name to distinguish it from an alias or USERVAR name. This name must be unique in the following situations:

- Within the domain in which the application resides
- Throughout the network if the application program participates in cross-domain sessions
- Throughout all networks if the application program participates in cross-network sessions, unless network-qualified names, LUALIAS, or the alias translation function is used.

name must follow the rules for naming application programs as described in the [z/OS Communications Server: SNA Network Implementation Guide](#) and can include the following wildcard characters:

Asterisk (*)

Represents 0 or more unspecified characters. An asterisk can be used as the second to eighth character.

Question mark (?)

Represents a single unspecified character. A question mark can be used as the first to eighth character.

A logical unit can request a session with an application by using one of the following names associated with the application:

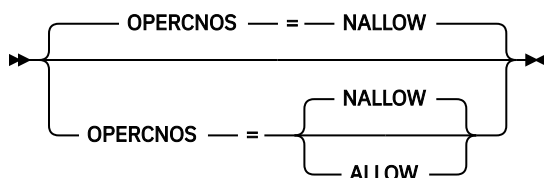
- An application program network name, the *name* operand (from any domain in the network)
- The ACB name associated with the application (from within the same domain).

A logical unit using the application program's network name (the *name* operand on the APPL definition statement) can establish a session with the application program from any domain in the network. A logical unit using the ACB name to establish a session with an application program must be in the same domain.

If you do not code ACBNAME, this name must be the same as the name in the APPLID operand of the ACB macroinstruction for this application program. [z/OS Communications Server: SNA Programming](#) describes the ACB macroinstruction.

See [z/OS Communications Server: SNA Network Implementation Guide](#) for considerations when coding the name to define terminal control address space (TCAS) or a time sharing option (TSO) user.

Note: If you duplicate names for application program minor nodes, it is not advisable to register more than one of the duplicate names at a time. If there are duplicate application program major node names and more than one is registered, you will receive messages about the duplication.

OPERCNOS

statements:

GROUP, APPL

dependencies:

APPC=YES

Specifies whether the operator can issue the MODIFY CNOS and MODIFY DEFINE commands.

The MODIFY CNOS command changes the CNOS parameters governing LU 6.2 sessions. The MODIFY DEFINE command establishes new entries or modifies existing entries in the LU-mode table for the specified application program.

OPERCNOS=ALLOW

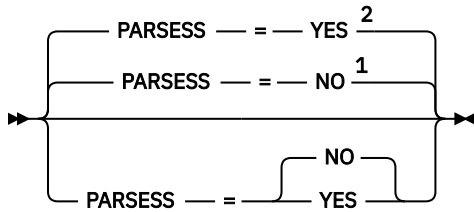
Allows the operator to issue the MODIFY CNOS command to change the CNOS parameters governing LU 6.2 sessions.

OPERCNOS=NALLOW

Prevents the operator from issuing the MODIFY CNOS command to change the CNOS parameters governing LU 6.2 sessions.

Note: OPERCNOS applies only to the modification of CNOS parameters. Therefore, it does not affect the operator's ability to display CNOS information.

PARSESS



Notes:

- ¹ PARSESS defaults to NO when APPC=NO.
- ² PARSESS defaults to YES when APPC=YES.

statements:

GROUP, APPL

dependencies:

APPC=YES

Specifies whether this application program can have multiple concurrent (parallel) sessions with another application program or independent logical unit in the same domain or in another domain.

PARSESS=NO

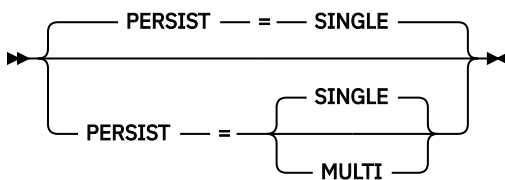
Restricts this application program to one LU-LU session, between itself and another logical unit, at a time. VTAM uses netnames rather than CIDs if PARSESS=NO.

PARSESS=YES

Allows this application program to have multiple LU-LU sessions between the same session partners.

See [z/OS Communications Server: SNA Network Implementation Guide](#) for a discussion of parallel sessions in a multiple network environment.

PERSIST



statements:

APPL

dependencies:

none

range:

N/A

Specifies whether the application is capable of multinode persistent sessions.

PERSIST=SINGLE

Indicates single-node persistence only is allowed. SINGLE can be abbreviated as S.

PERSIST=MULTI

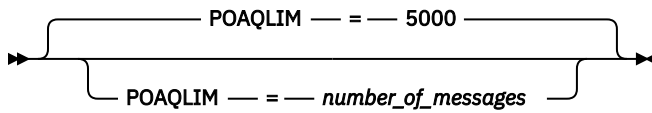
Indicates multinode persistence is allowed in addition to single-node persistence support. MULTI can be abbreviated as M.

Note:

1. VTAM will issue error message IST1350I if PERSIST=MULTI is coded and the application program is activated in an environment that does not support multinode persistent sessions. See [z/OS Communications Server: SNA Messages](#) for details.
2. When coded at a Network Node (or ICN), PERSIST=MULTI is allowed only on a model application definition.

3. If model definitions are being used to define multinode persistent application programs and if LUAPFX is specified on the model definition statement, use an MVS system symbol as part of the LUAPFX value to reduce name collision during recovery processing.

POAQLIM



<i>statements:</i>	<i>GROUP, APPL</i>
<i>dependencies:</i>	<i>AUTH=PPO or AUTH=SPO</i>
<i>range:</i>	<i>1-2147483647</i>

Specifies the number of messages that can be queued for this application program.

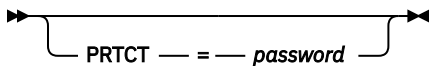
POAQLIM applies only to a program operator application program (AUTH=PPO or AUTH=SPO).

Code POAQLIM high enough so the limit will be reached only if there is an apparent error. A limit of five times the number of tasks using the program operator application (POA) times the number of lines in the longest expected message group should be enough to capture all necessary data without using excessive amounts of storage.

The limit for the PPO should be somewhat higher than the SPO to allow for unsolicited messages and PPOLOG messages.

It is also recommended that you increase VTAM private storage by the sum of all the POAQLIM values specified in your system times 152 bytes, if possible. This is done by increasing the REGION parameter on the VTAM start procedure.

PRTCT

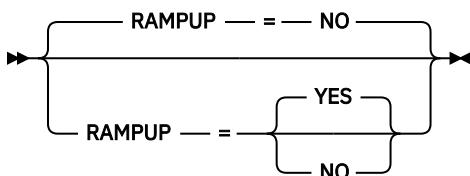


<i>statements:</i>	<i>GROUP, APPL</i>
<i>dependencies:</i>	<i>none</i>

Specifies a 1–8 character password that verifies this application program's authority to run. VTAM compares the password to the one in the application program's access method control block (ACB) when an OPEN macroinstruction is issued. If you do not code this operand, no password verification is done.

For TSO applications, you must use the same password for TCAS and for each TSO/VTAM user.

RAMPUP



<i>statements:</i>	<i>GROUP, APPL</i>
<i>dependencies:</i>	<i>none</i>

Specifies whether a request for a larger pacing window will be honored for sessions using adaptive pacing on the subarea pacing stage. See [z/OS Communications Server: SNA Network Implementation Guide](#) for a description of adaptive session level pacing. The RAMPUP operand should be coded on the APPL definition statement associated with the application receiving data.

Note: RAMPUP, if specified as YES, on the GROUP definition statement, can be overridden on the APPL statement with RAMPUP=NO. In addition, RAMPUP, if specified as NO on the GROUP definition statement, can be overridden on the APPL statement with RAMPUP=YES.

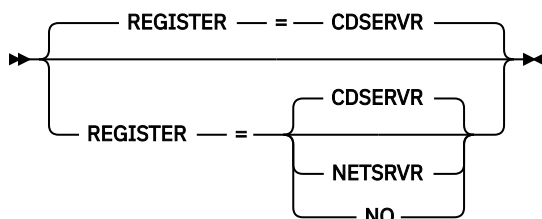
RAMPUP=YES

Specifies that application program sessions that use adaptive pacing for the subarea pacing stage will honor a request for a larger pacing window.

RAMPUP=NO

Specifies that application program sessions that use adaptive pacing for the subarea pacing stage will not honor a request for a larger pacing window.

REGISTER



statements:

GROUP, APPL

dependencies:

APPN only

Specifies how a resource should be registered.

REGISTER=CDSERV

Indicates that an end node resource is registered to a network node server and directory resource registration is requested for it. A network node resource is registered at the central directory server. If the node is configured as a central directory server, this value has the same effect as NO.

REGISTER=NETSRVR

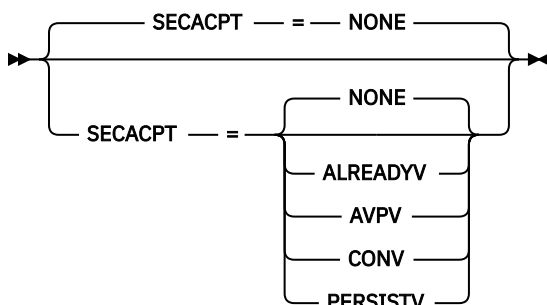
Indicates that the end node resource should be registered to the network node server, but that directory resource registration should not be requested for it.

REGISTER=NO

Indicates that the resource should not be registered.

Note: Because TSO subtasks are not required to have network-unique names, only TSO main tasks should be registered and REGISTER=NO should be coded on the definitions of all subtask application programs.

SECACPT



statements:

GROUP, APPL

dependencies:

APPC=YES

Defines whether LU 6.2 conversation requests containing access security subfields are accepted by this application's logical unit.

SECACPT=ALREADYV

Specifies that this logical unit supports conversation requests containing access security subfields. The logical unit also accepts the already-verified indications that it receives in conversation requests from partner LUs.

SECACPT=AVPV

Specifies that this logical unit supports conversation requests containing access security subfields. The logical unit also accepts the already-verified indications and the persistent verification indications that it receives in conversation requests.

SECACPT=CONV

Specifies that this logical unit supports conversation requests containing access security subfields.

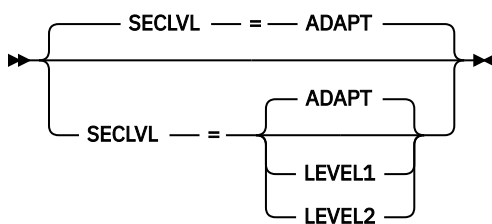
SECACPT=NONE

Specifies that this logical unit does not support conversation requests containing access security subfields.

SECACPT=PERSISTV

Specifies that this logical unit supports conversation requests containing access security subfields. The logical unit also accepts the persistent verification indications that it receives in conversation requests.

SECLVL



statements:

GROUP, APPL

dependencies:

APPC=YES

Specifies whether VTAM uses the basic or enhanced security protocol when performing session-level LU-LU verification. SECLVL specifies the type of verification; the related VERIFY operand specifies whether VTAM performs verification.

This operand is valid only when APPC=YES and session-level LU-LU verification is used.

(VERIFY=OPTIONAL or VERIFY=REQUIRED must be coded on this application program major node. If you code VERIFY=NONE or let it default, a parameter conflict results.)

SECLVL=ADAPT

Specifies that either the enhanced or the basic protocol is used for sessions that use session-level LU-LU verification. VTAM attempts to use the enhanced protocol but accepts the use of the basic protocol if a partner LU does not support the enhanced protocol.

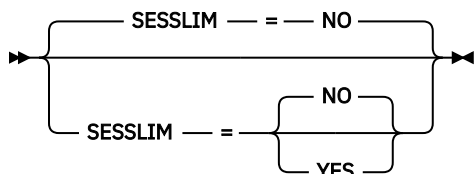
SECLVL=LEVEL1

Specifies that the basic protocol is used for sessions that use session-level LU-LU verification. If a partner LU does not support the basic protocol, VTAM rejects the session and issues a sense code.

SECLVL=LEVEL2

Specifies that VTAM uses only the enhanced protocol for sessions that use session-level LU-LU verification. If a partner LU does not support the enhanced protocol, VTAM rejects the session and issues a sense code.

SESSLIM



statements:

GROUP, APPL

dependencies:

none

Determines whether this application program has a session limit between it and another application program, usually an SLU, which handles one session at a time.

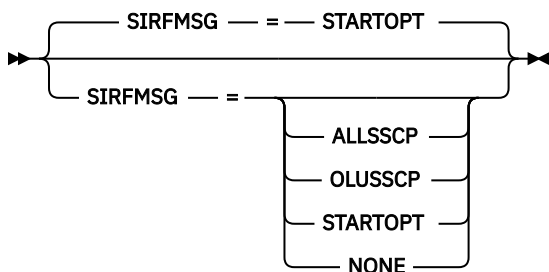
SESSLIM=NO

Specifies that this application program does not have a session limit.

SESSLIM=YES

Specifies that this application program has a session limit of one.

SIRFMSG



statements:

GROUP, APPL

dependencies:

none

Controls the display of error messages IST663I, IST664I, IST889I, and their message groups. These messages are issued when a session initiation request originated by this application program fails because trial and error routing, using an adjacent SSCP table, exhausted the table and was unable to locate the destination LU. The messages might also be issued when a session initiation request targeted to this application program fails for similar reasons.

The SIRFMSG operand setting on the APPL definition statement controls the ASIRFMSG, ESIRFMSG, FSIRFMSG, RSIRFMSG, and SIRFMSG start option processing. See [“Descriptions of start options”](#) on page 516 for more details.

When a value other than SIRFMSG=STARTOPT is specified for an application resource, the resource level setting of SIRFMSG overrides whatever SIRFMSG start option setting is in effect at the node. If both resources (origin and destination logical units) for a given session initiation request have SIRFMSG values other than SIRFMSG=STARTOPT specified, then the less restrictive setting (where ALLSSCP is less restrictive than OLUSSCP which in turn is less restrictive than NONE) will be used to determine if the error messages are issued.

SIRFMSG=ALLSSCP

Specifies that messages are issued for all session initiation request failures involving this application program.

SIRFMSG=OLUSSCP

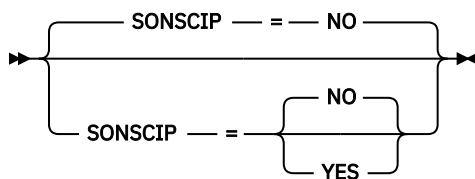
Specifies that messages are issued only when the VTAM owning this application program is the origin logical unit (OLU) SSCP for the failing session initiation request.

SIRFMSG=STARTOPT

Specifies that the value of the SIRFMSG start option is to be used for this resource. This is the default setting.

SIRFMSG=NONE

Specifies that no messages are issued for any searches involving this application program.

SONSCIP

statements:

GROUP, APPL

dependencies:

none

Determines whether the application program receives UNBIND RUs in its SCIP exit routine when the application program is acting as the primary end of a failing session.

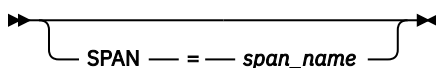
SONSCIP=NO

VTAM schedules the application program's NSEXIT routine with a CLEANUP RU. If the application program does not have an NSEXIT routine, VTAM schedules the LOSTERM exit routine.

SONSCIP=YES

VTAM ends the session for the application program (no CLSDST need be issued). VTAM schedules the application program's SCIP exit routine with an UNBIND RU that contains information (type codes) describing the failure. For a description of these type codes, see [z/OS Communications Server: SNA Programming](#).

Note: Because secondary application programs receive UNBIND RUs in their SCIP exit routines, it is not necessary for these application programs to code SONSCHIP=YES to receive the UNBIND type codes.

SPAN

statements:

GROUP, APPL

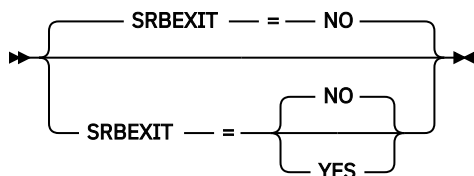
dependencies:

NetView

Defines a span of control for VTAM minor node resources. Code this operand if you are using the NetView program. For a full description, see *Tivoli NetView for z/OS Administration Reference*.

The NetView program checks the SPAN value, but VTAM ignores it.

SRBEXIT



statements:

GROUP, APPL

dependencies:

none

Specifies whether this application program is authorized to use service request block (SRB) processing in its exit routines.

Note: If multiple applications open an ACB under one task, the SRBEXIT operand is recognized for the first application opening the ACB. Therefore, the first open ACB determines whether the exit routines execute in SRB or TCB mode. The SRBEXIT operand is ignored for all subsequent applications opening the ACBs under the same task. If SRBEXIT=YES is specified on the first application opening the ACB, the subsequent applications opening ACBs under the same task must be authorized.

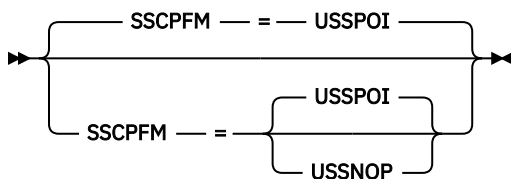
SRBEXIT=NO

Specifies that the application program is not authorized to use SRB processing in its exit routines.

SRBEXIT=YES

Specifies that all the application program's exit routines are branch-entered in SRB mode, supervisor state, key 0. An application must be APF-authorized, key 0–7, or in supervisor state to open an ACB whose corresponding APPL definition statement has SRBEXIT=YES coded.

SSCPFM



statements:

GROUP, APPL

dependencies:

AUTH=PPO or AUTH=SPO

Specifies the default USS table that is used to send a VTAM operator message to the program operator if the message is not included in a user-defined table. SSCPFM has no effect on the USS table that is used to process VTAM operator commands.

SSCPFM applies only to a program operator application program (AUTH=PPO or AUTH=SPO). It is ignored if you code it for an application program that is not a program operator.

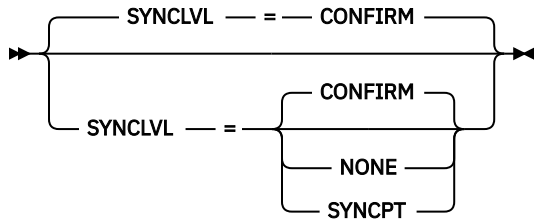
SSCPFM=USSNOP

Specifies that ISTINCNO is the name of the default USS table to be used for VTAM messages sent to this program operator. Note that ISTINCNO is used only for messages that are not included in a user-defined table.

SSCPFM=USSPOI

Specifies that ISTCFM is the name of the default message table to be used for VTAM messages sent to this program operator. Note that ISTCFM is used only for messages that are not included in a user-defined table. After VTAM searches ISTCFM, it searches ISTINCNO. This value is recommended if you run command lists.

SYNCLVL



statements:

GROUP, APPL

dependencies:

APPC=YES

Specifies the application program's synchronization support level.

SYNCLVL=CONFIRM

Specifies that synchronization levels of NONE and CONFIRM are supported by this application program. This logical unit supports conversation-specified confirmation processing, but not sync point processing.

SYNCLVL=NONE

Specifies that the application program does not support conversation-specified confirmation processing or sync point processing.

SYNCLVL=SYNCPT

Specifies that synchronization levels of SYNCPT, CONFIRM, and NONE are supported. This logical unit supports both conversation-specified confirmation and sync point processing.

TYPE

➤ TYPE — = — APPL ➤

statements:

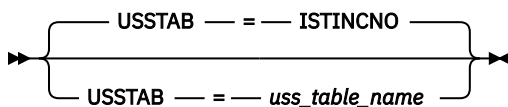
VBUILD

dependencies:

none

Specifies that this VBUILD definition statement defines an application program major node.

USSTAB



statements:

GROUP, APPL

dependencies:

AUTH=PPO or AUTH=SPO

Specifies a user-defined USS table that contains user-modified VTAM operator commands and VTAM operator messages to be used by the program operator.

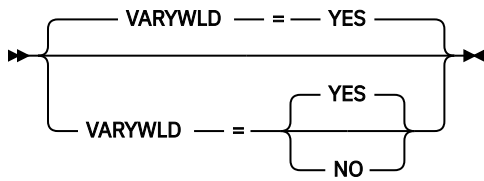
USSTAB applies only to a program operator application program (AUTH=PPO or AUTH=SPO). It is ignored if you code it for an application program that is not a program operator.

If there is no USSTAB operand in the definition for a program operator:

- VTAM uses the IBM-supplied USS table (ISTINCNO) when processing USS commands issued by the program operator.

- VTAM uses the SSCPFM operand to determine which USS table to use when sending a VTAM operator message to a program operator, as described in the information on the SSCPFM operand.

VARYWLD



statements:

GROUP, APPL

dependencies:

AUTH=PPO or AUTH=SPO

Indicates whether the program operator application can issue VARY commands containing wildcards.

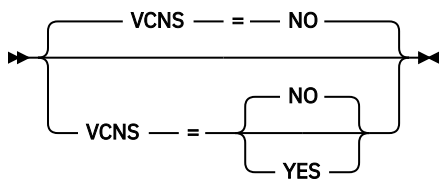
VARYWLD=NO

Specifies that wildcards are not permitted from this program operator application.

VARYWLD=YES

Specifies that wildcards are permitted from this program operator application when the VARYWLD start option is FULLWILD or POAONLY.

VCNS



statements:

GROUP, APPL

dependencies:

none

Specifies whether VTAM is allowed to perform VTAM Common Network Services (VCNS) functions.

Note: If you use VTAM Common Network Services, you must code VCNS=YES.

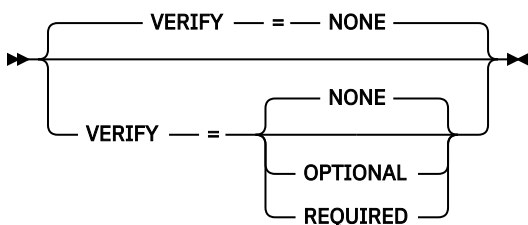
VCNS=NO

Specifies that VCNS functions are not allowed.

VCNS=YES

Specifies that VCNS functions are allowed.

VERIFY



statements:

GROUP, APPL

dependencies:

APPC=YES

Specifies whether VTAM performs session-level LU-LU verification during activation of LU-LU 6.2 sessions. The related SECLVL options specify the type of verification. If you do not code SECLVL, VTAM attempts to use the enhanced protocol if VERIFY=OPTIONAL or VERIFY=REQUIRED is specified, but will accept basic protocol.

If you code VERIFY=OPTIONAL or VERIFY=REQUIRED, a security management product, such as RACF®* 1.9 or later, must be installed and active, and a profile for the LU needs to be in the security management product's database. With RACF 1.9, the APPCLU class needs to be active and a profile of the LU needs to be in the APPCLU class; if not, the OPEN ACB will fail. If the application specifies PARMS=(NQNAMES=YES) on the ACB, the profile for the LU must include the remote partner LU's network identifier. See [z/OS Communications Server: SNA Programmer's LU 6.2 Guide](#) for more information.

VERIFY=NONE

Specifies that no verification of the partner LU's identity takes place during session activation.

Note that a parameter conflict results if you code SECLVL on the same application program major node as VERIFY=NONE.

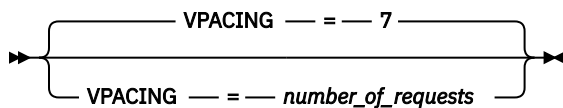
VERIFY=OPTIONAL

Specifies that identity verification is performed for certain partner LUs during session activation. Determination for which partner LUs the LU-LU verification is performed depends on whether there is a password defined for the LU-LU pair in the installed security manager product. See [z/OS Communications Server: SNA Network Implementation Guide](#) for information about how VTAM determines when to perform LU-LU verification.

VERIFY=REQUIRED

Specifies that VTAM verifies the identity of all partner LUs during activation of sessions between LU 6.2 applications. Every partner LU must have an LU-LU password defined. Any partner LUs that do not have an LU-LU password defined cannot establish LU 6.2 sessions with this application program.

VPACING



<i>statements:</i>	<i>GROUP, APPL</i>
<i>dependencies:</i>	<i>none</i>
<i>range:</i>	<i>0-63</i>

Specifies the maximum number of normal-flow requests that another logical unit can send to this application program in a session before waiting to receive a pacing response. This value, which controls the pacing of requests to the application program, is exchanged when a session is established.

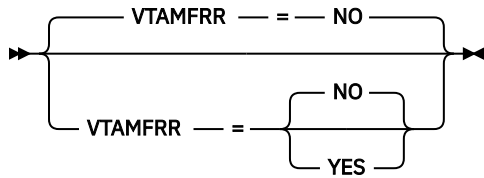
If the value is greater than 63, the default value is used. No pacing of requests to the application program is done if VPACING=0.

Note: Subarea VTAM and NCP support sessions between dependent LUs that are not paced. However, APPN sessions require pacing, so if you do not specify a value for VPACING, VTAM uses its default to ensure pacing.

The value of VPACING can be expressed with leading zeros and is limited to eight digits.

For more information about pacing, see [z/OS Communications Server: SNA Network Implementation Guide](#).

VTAMFRR



statements:

GROUP, APPL

dependencies:

none

Determines whether a VTAM functional recovery routine (FRR) takes effect when control is returned to the application program from an SRB mode applications program interface (API) request or when an SRB exit routine is scheduled.

VTAMFRR=NO

VTAM returns control after purging any VTAM FRRs.

VTAMFRR=YES

A VTAM FRR always takes effect when the application program:

- Receives control back from an SRB-authorized path application programming interface (API) request
- Receives control in an SRB exit routine

Channel-attachment major node

To define a channel-attachment major node, code a VBUILD definition statement for the major node and lower-level definition statements for each minor node.

The channel-attachment major node defines the following types of support:

- Channel-to-channel adapter (CTCA)
- Multipath channel (MPC)

Each link group has a unique GROUP definition statement and contains a unique set of minor node statements. The operands and default values also vary according to the particular link group being defined.

Channel-to-channel adapter support

To define channel-to-channel adapter (CTCA) support, code the following definition statements:

```
VBUILD
GROUP LNCTL=CTCA
LINE
PU
```

VBUILD definition statement

See [“VBUILD definition statement” on page 76](#) for details on the VBUILD definition statement.

GROUP definition statement

Code a GROUP definition statement to define a channel-to-channel line group.

LINE definition statement

Code one LINE definition statement for each channel-to-channel adapter. The LINE definition statement defines the characteristics of the line to VTAM.

PU definition statement

Code one PU definition statement for each LINE definition statement. VTAM uses the PU definition statement to define the link station for an adjacent host processor.

Table 5. Channel-attachment (CTCA) major node definition statements and operands

Name	Definition statement	Operands	Page	Req	Sift effect	Default	Restrictions, dependencies
name	VBUILD	TYPE=CA	“TYPE” on page 87	R			
		CONFGDS	“CONFGDS” on page 80				
		CONFGPW	“CONFGPW” on page 80				CONFGDS
name	GROUP	LNCTL=CTCA	“LNCTL” on page 81	R			
		REPLYTO	“REPLYTO” on page 86			3.0	MIH
		SPAN	“SPAN” on page 86				NetView
name	LINE	ADDRESS	“ADDRESS” on page 79				
		ISTATUS	“ISTATUS” on page 81		G	ACTIVE	
		MAXBFRU	“MAXBFRU” on page 81		G	1	
		MIH	“MIH” on page 83		G	NO	LNCTL=SDLC
		SPAN	“SPAN” on page 86				NetView

Table 5. Channel-attachment (CTCA) major node definition statements and operands (continued)

Name	Definition statement	Operands	Page	Req	Sift effect	Default	Restrictions, dependencies
name	PU	DELAY	“DELAY” on page 80		G,L	0	
		ISTATUS	“ISTATUS” on page 81		G	ACTIVE	
		PUTYPE	“PUTYPE” on page 85		G,L	4	
		SPAN	“SPAN” on page 86				NetView
		TGN	“TGN” on page 86			1	PUTYPE=4, 5

Legend:

R

Required operand.

G

Code this operand on the higher-level GROUP definition statement to take advantage of the sift effect, or code it on this definition statement.

L

Code this operand on the higher-level LINE definition statement to take advantage of the sift effect, or code it on this definition statement.

Multipath channel support

To define multipath channel (MPC) support, code the following definition statements:

```
VBUILD
GROUP LNCTL=MPC
LINE
PU
```

VBUILD definition statement

See [“VBUILD definition statement” on page 76](#) for details on the VBUILD definition statement.

GROUP definition statement

Code a GROUP definition statement to define a multi-path channel connection between two hosts.

LINE definition statement

Code only one LINE definition statement for multi-path channel support. If you code more than one LINE definition statement for the group, the activation will fail for the entire group. The LINE definition statement defines the characteristics of the line to VTAM.

PU definition statement

Code one PU definition statement for the LINE definition statement. VTAM uses the PU definition statement to define the link station for an adjacent host processor.

Table 6. Channel-attachment (MPC) major node definition statements and operands

Name	Definition statement	Operands	Page	Req	Sift effect	Default	Restrictions, dependencies
name	VBUILD	TYPE=CA	“TYPE” on page 87	R			
		CONFGDS	“CONFGD S” on page 80				
		CONFGPW	“CONFGP W” on page 80				CONFGDS
name	GROUP	LNCTL=MPC	“LNCTL” on page 81	R			
		REPLYTO	“REPLYT O” on page 86			3.0	
		SPAN	“SPAN” on page 86				NetView
name	LINE	READ	“READ” on page 85	R			LNCTL=MPC
		WRITE	“WRITE” on page 87	R			LNCTL=MPC
		ISTATUS	“ISTATUS” on page 81		G	ACTIVE	
		MAXBFRU	“MAXBFR U” on page 81		G	1	
		MPCDYN	“MPCDYN” on page 83		G	NO	Multiple WRITE devices must be defined
		SPAN	“SPAN” on page 86				NetView

Table 6. Channel-attachment (MPC) major node definition statements and operands (continued)

Name	Definition statement	Operands	Page	Req	Sift effect	Default	Restrictions, dependencies
name	PU	ISTATUS	“ISTATUS” on page 81		G	ACTIVE	
		PUTYPE	“PUTYPE” on page 85		G,L	4	
		SPAN	“SPAN” on page 86				NetView
		TGN	“TGN” on page 86			1	PUTYPE=4, 5

Legend:

R

Required operand.

G

Code this operand on the higher-level GROUP definition statement to take advantage of the sift effect, or code it on this definition statement.

L

Code this operand on the higher-level LINE definition statement to take advantage of the sift effect, or code it on this definition statement.

Channel-attachment major node coding notes

This information contains coding notes for the channel-attachment major node.

VBUILD definition statement

Code one VBUILD definition statement for each channel-attachment major node.

You can file the channel-attachment definition statements for the different types of support as one major node or as separate major nodes. Use operational considerations such as activation processing overhead or switched-network backup capabilities to determine a practical number of major nodes.

If multiple support definition statements are contained in a major node, code only one VBUILD definition statement for the major node.

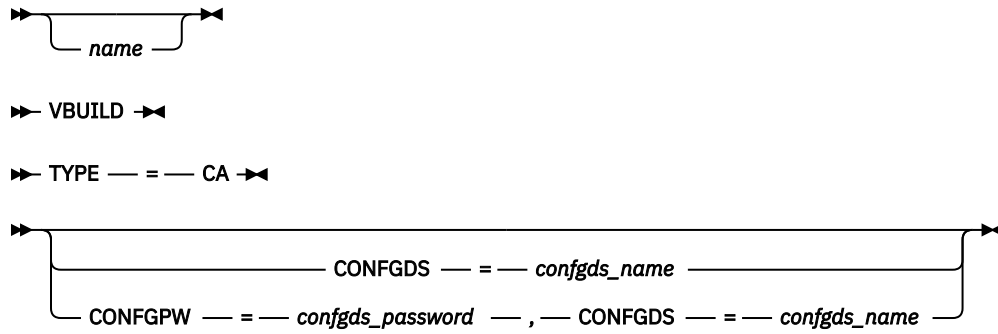
Serial channel-to-channel mode

Serial channel-to-channel (SCTC) mode should be specified for any VTAM CTC. Do not specify basic channel-to-channel (BCTC) mode. The mode is specified in an IOCP deck's CNTLUNIT statement as the UNIT= operand (for example, UNIT=SCTC).

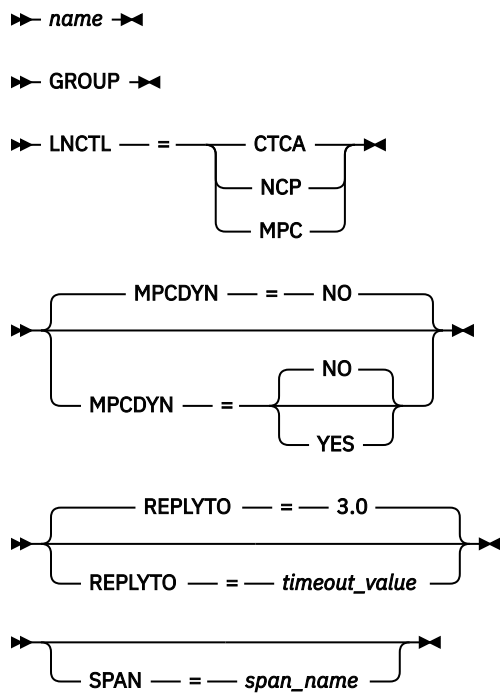
Channel-attachment major node full syntax

The full syntax for the channel-attachment major node follows. The syntax for each operand is repeated in [“Channel-attachment major node operand descriptions” on page 79](#).

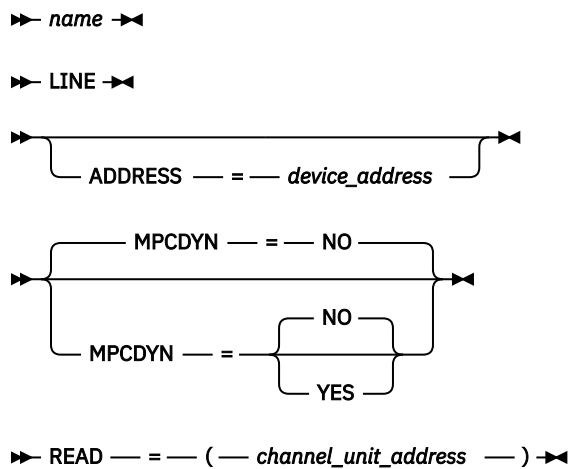
VBUILD



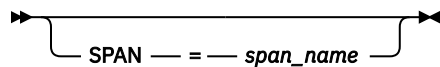
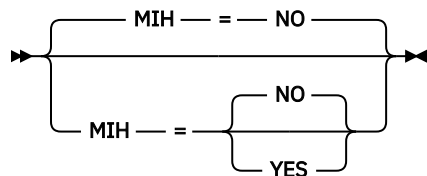
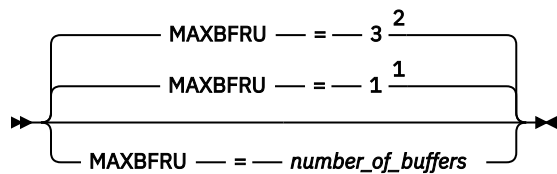
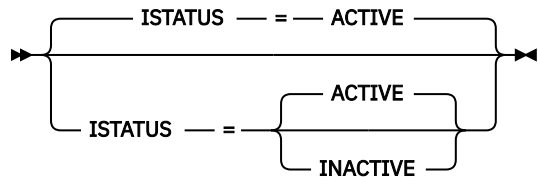
GROUP



LINE



➤➤ WRITE — = — (— *channel_unit_address* —) ➤➤



Notes:

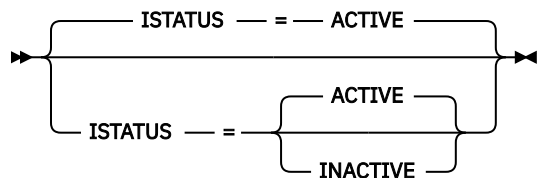
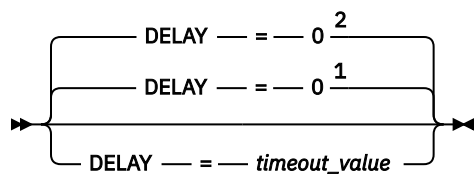
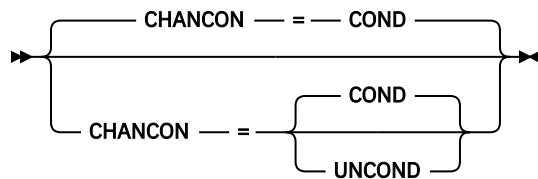
¹ MAXBFRU defaults to 1 when LNCTL=CTCA or LNCTL=MPC.

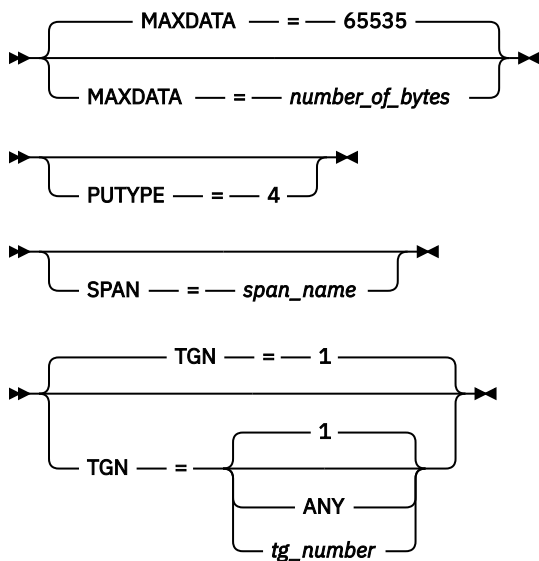
² MAXBFRU defaults to 3 when LNCTL=NCP.

PU

➤➤ *name* ➤➤

➤➤ PU ➤➤





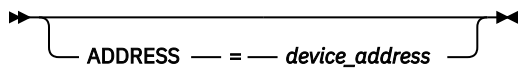
Notes:

- ¹ DELAY defaults to 0 when LNCTL=NCP is coded.
- ² DELAY defaults to 0 when LNCTL=CTCA is coded.

Channel-attachment major node operand descriptions

The following information describes the operands you can code for the channel-attachment major node.

ADDRESS



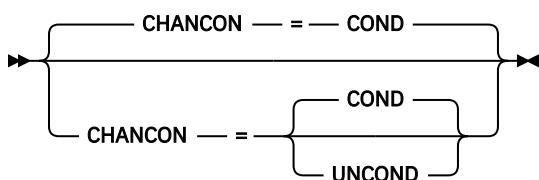
statements: LINE

dependencies: none

Specifies the three- or four-digit device number of the channel-to-channel adapter (CTCA) or the channel-attached NCP. If you do not code this operand, the VTAM operator must supply the device number by specifying the U operand of the VARY ACT command. See [z/OS Communications Server: SNA Operation](#) for details on using the U operand.

Note: For a channel-attached NCP, this channel-link definition might conflict with a channel-link name automatically defined by VTAM if you attempt to have this channel definition and an automatically defined channel link for the same device number active at the same time. (A channel link is defined automatically if an NCP is activated and a CUADDR value is included on its PCCU definition statement, or if the operator issues a VARY ACT command with U=*device number*.) The second activation (either this definition or the automatic definition) will fail. For more information on channel-attached NCPs, see the [z/OS Communications Server: SNA Network Implementation Guide](#).

CHANCON



<i>statements:</i>	<i>GROUP, LINE, PU</i>
<i>dependencies:</i>	<i>LNCTL=NCP</i>

Determines whether VTAM sends a conditional or an unconditional channel Contact request to the NCP when the host is to activate an NCP over a channel.

CHANCON=COND

VTAM allows the NCP to reject the host's Contact request if the host's subarea number is already in use by another host (attached to another of the NCP's channels). This results when duplicate subareas are assigned to more than one host (attached to more than one channel interface). For instance, two hosts might have inadvertently been assigned the same number, or they might have been assigned duplicate numbers to allow mutual backup capabilities.

CHANCON=UNCOND

VTAM sets an indicator in the channel Contact request that forces the NCP to accept the Contact request regardless of whether a host with that subarea number is currently channel-attached to that NCP. If another host using the same subarea number is channel-attached to the NCP, the NCP breaks contact with the host on the other channel.

CONFGDS

```

  >>----->>
  |           |
  | CONFGDS  | = = | confgds_name |
  |           |
  <-----<

```

<i>statements:</i>	<i>VBUILD</i>
<i>dependencies:</i>	<i>none</i>

Specifies a 1–8 character data definition name that identifies the configuration restart data set defined by the user for this major node. Put a data definition (DD) statement that has the CONFGDS name in the VTAM start procedure.

CONFGPW

```

  >>----->>
  |           |
  | CONFGPW  | = = | confgds_password |
  |           |
  <-----<

```

<i>statements:</i>	<i>VBUILD</i>
<i>dependencies:</i>	<i>CONFGDS</i>

Specifies the 1–7 character alphanumeric password that VTAM uses to access the configuration restart data set. If you do not code CONFGPW, but VSAM requires it, VSAM prompts the VTAM operator for the correct password when VTAM attempts to open the data set.

Code CONFGPW only if you also code CONFGDS.

DELAY

For LNCTL=CTCA:

```

  >>----->>
  |           |
  | DELAY    | = = | 0 |
  |           |
  | DELAY    | = = | timeout_value |
  |           |
  <-----<

```

<i>statements:</i>	<i>GROUP, LINE, PU</i>
<i>dependency:</i>	<i>none</i>

For LNCTL=NCP:

```

  >>----->>
  |           |
  | DELAY    | = = | 0 |
  |           |
  | DELAY    | = = | timeout_value |
  |           |
  <-----<

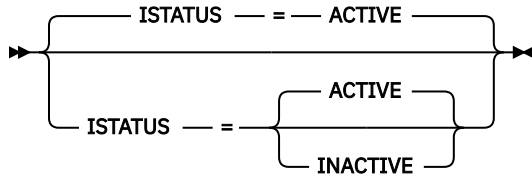
```

<i>statements:</i>	<i>GROUP, LINE, PU</i>
<i>dependency:</i>	<i>none</i>

For LNCTL=CTCA:*range:* 0-9.999 seconds**For LNCTL=NCP:***range:* 0-9.999 seconds

Specifies the maximum amount of time, in seconds and thousandths of seconds, that VTAM waits before transmitting low-priority data (path information unit (PIU) transmission priority 0 or 1) to the physical unit.

For more efficient operation, code this value as high as possible. For maximum speed across the interface, set this value to 0. See the description of the DELAY operand in a channel-to-channel-attached host processor in the [z/OS Communications Server: SNA Network Implementation Guide](#) for more information.

ISTATUS*statements:* CLUSTER, GROUP, LINE, PU, TERMINAL*dependencies:* none

Specifies whether the resource is to become active when its major node is activated.

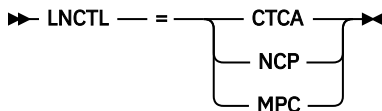
ISTATUS=ACTIVE

The resource becomes active when its major node becomes active.

ISTATUS=INACTIVE

The resource remains inactive until the operator activates it.

The operator can override this value by specifying the SCOPE operand on the VARY ACT command when the major node is activated. See [z/OS Communications Server: SNA Operation](#) for information on using the VARY ACT command.

LNCTL*statements:* GROUP*dependencies:* none

Specifies the type of line support being defined.

LNCTL=CTCA

Specifies that the lines are channel-to-channel attachment lines.

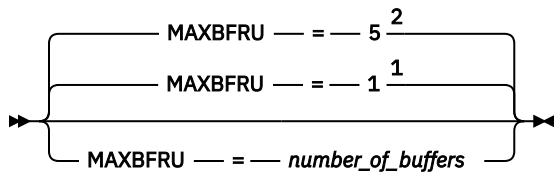
LNCTL=MPC

Specifies that the lines are multipath channel-attachment lines.

MAXBFRU

Specifies the amount of storage VTAM uses to receive data from the channel-attached resource once it's activated. The value you code for this operand depends on the type of channel support you are defining.

For CTCA, MPC:



Notes:

¹ MAXBFRU defaults to 1 when HPR=NO, XID=NO, CONNTYPE=LEN, or the VTAM node is not HPR capable.

² MAXBFRU defaults to 5 when HPR=YES, XID=YES, CONNTYPE=APPN, and the VTAM node is HPR capable.

statements: *GROUP,LINE*

dependencies: *none*

range: *1–16*

CTCA and MPC

The value coded is the number of 4K-buffer pages. The resulting buffer size is *number_of_pages* multiplied by 4K. Make sure that the buffer size is large enough to contain the largest anticipated data transfer.

VTAM automatically substitutes a value of 16 for any coded value larger than 16 without issuing a warning message.

CTCA

Some devices might have a hardware restriction on the maximum number of buffers, but VTAM does not verify the value for those devices. See the appropriate publication for the device before coding this operand.

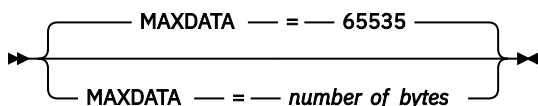
MPC

The same MAXBFRU value is used for each of the READ subchannels. The resulting buffer size is *number_of_pages* multiplied by 4K. The total buffer space used is 4K times *number_of_pages*, times the number of READ subchannels.

If there is a hardware buffer size for MPC, VTAM compares the MAXBFRU value and the hardware buffer size and uses the smaller of the two to avoid wasting fixed storage. MAXBFRU is not used to determine the buffer size of the WRITE subchannels coded on this host. The WRITE subchannel buffer size is determined dynamically by VTAM depending on the setting at the READ end of the channel.

You can reduce this value after examining VTAM multipath channel tuning statistics so that excessive storage is not allocated for each subchannel. To obtain tuning statistics output, code the TNSTAT start option or use the MODIFY TNSTAT command. See the [z/OS Communications Server: SNA Network Implementation Guide](#) for more information on MPC tuning statistics.

MAXDATA



statements: *GROUP,LINE,PU*

dependencies: *LNCTL=NCP*

range: *20–65535*

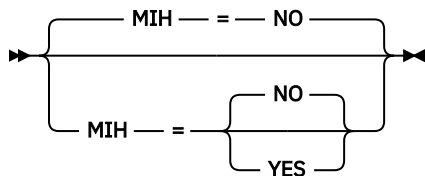
Specifies the maximum number of bytes that the NCP can receive in one segment of a path information unit (PIU), including the transmission header (TH) and the request or response header (RH).

If a MODIFY LOAD command will be issued for a local or remote NCP, the size of MAXDATA must be at least 2082 (2048 plus 34, the size of the PIU header).

Note: If you are not defining the channel to the NCP in a channel-attachment major node, code the MAXDATA operand on the PCCU definition statement. Otherwise, code it on the PU definition statement.

See the [z/OS Communications Server: SNA Network Implementation Guide](#) for more information about choosing a value for MAXDATA.

MIH



statements:

GROUP,LINE

dependencies:

LNCTL=CTCA

Causes the link to become inoperative if a start I/O timeout occurs because the receiving host is in disabled compatibility mode. MIH stands for missing-interrupt handler. The default time value associated with this operand is 3 minutes, although you can change the default with the MIHTMOUT start option.

MIH=NO

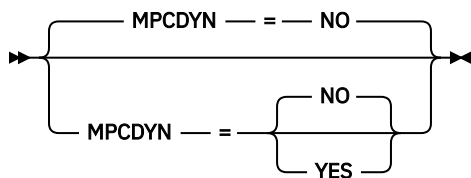
The MIH default of NO means that VTAM does not deactivate the link if REPLYTO plus MIHTMOUT time units expire without receipt of an interrupt.

MIH=YES

If MIH=YES is coded on a CTCA LINE statement (or sifts down to it from the GROUP statement), VTAM deactivates the link if the following time elapses after START I/O is issued from the link: REPLYTO (from the GROUP statement, default 3 seconds) plus MIHTMOUT (start option, default 3 minutes), and no interrupt has yet been received.

Note: If you do not code MIH, a link can appear active but is most likely hung or unusable. Therefore, coding MIH=YES is recommended.

MPCDYN



statements:

GROUP,LINE

dependencies:

LNCTL=MPC, Multiple WRITE devices must be defined

Subarea MPC Dynamics support allows subarea MPC groups to support MPC dynamics. This allows subchannel read and write devices to be dynamically added and removed from the MPC group under the system operator's control using the MVS VARY ONLINE and VARY OFFLINE operator commands. Subarea MPC dynamics is functionally equivalent to the APPN MPC dynamics for TRLE based MPC groups (PU Type2). In addition to enabling dynamics, the MPCDYN option will also provide better subchannel

utilization by balancing the workload across the entire MPC group. This workload balancing is provided by using a round-robin technique across all the active WRITE subchannels within the MPC group. The third function which the MPCDYN option controls is MPC extended retransmission support. When a write subchannel device (or channel) becomes unavailable because of channel failure, the current and previous write operations are retried over an alternate active write device. The extended retransmission support provides an improvement in MPC group reliability and availability. This support can be very beneficial in hardware configurations that deploy hardware channel extenders. Therefore, it is recommended that the MPCDYN support should be considered for use for configurations using hardware channel extenders.

MPCDYN=NO

The MPCDYN default of NO means that VTAM will not allow subarea MPC dynamics and will not extend the MPC DLC retransmission support. Data will be retransmitted on an MPC write subchannel device only if the current write operation fails. After a write operation completes, the data is no longer eligible for retransmission.


MPCDYN=YES

If MPCDYN=YES is coded on an MPC group statement, VTAM will enable subarea MPC dynamics for this MPC group and extend the MPC DLC retransmission capability for a longer period of time. Outbound data will be preserved for one additional write operation. If a channel error is detected prior to the completion of the next write operation, the previous write data will be retransmitted over another active subchannel write device within the same MPC group.

Rule: The MPCDYN function must be enabled on both sides of the MPC connection at the same time. Each side of the MPC connection must have the MPCDYN parameter configured the same as the partner. If MPCDYN=YES is coded on one side of the MPC connection, the partner must also code MPCDYN=YES. If the MPCDYN function is not enabled on both hosts at the same time, incompatibilities exist which may cause the MPC connection to hang.

name

Assigns the name to the resource being defined. The name is used as the network name for network resources.



statements:

VBUILD



statements:

CLUSTER, GROUP, LINE, LU, PU, TERMINAL

On *VBUILD*

name is optional. If a syntax or definition error is detected with this statement during activation of the major node, *name* appears in the message issued to identify the error.

The optional *name* you give to this definition statement can be the same as the name VTAM gives to a major node and its definitions when they are filed in the VTAM definition library. The name VTAM gives to the major node is used when messages are issued regarding the node's status.

On *CLUSTER*

name is required. It provides the minor node name of the cluster controller represented by this definition statement.

On *GROUP*

name is required. It provides the minor node name of the line group represented by this definition statement.

On **LINE**

name is required. It provides the minor node name of the line represented by this statement.

On **LU**

name is required. It provides the minor node name of the logical unit represented by this definition statement.

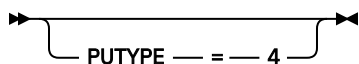
On **PU**

name is required. It provides the minor node name of the physical unit represented by this definition statement.

On **TERMINAL**

name is required. It provides the minor node name of the logical unit (terminal) represented by this definition statement.

PUTYPE



statements:

GROUP, LINE, PU

dependencies:

none

Specifies the physical unit type. PUTYPE=4 is the only valid value.

For an MPC node, when any other value is coded, an error message is issued and the value is changed to the default value of 4.

READ

➡ READ — = — (— *channel_unit_address* —) ➡

statements:

LINE

dependencies:

LNCTL=MPC

range:

X'000'–X'FFFF'

Specifies the hexadecimal *channel_unit_address* used to read data from the adjacent host. You must code at least one READ *channel_unit_address*. If you code an address that is not defined to the system, the activation will fail for the entire group.

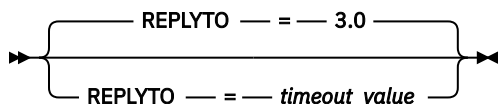
Channel_unit_address can be defined as a single address, as a range of addresses, or both. A range is indicated by a hyphen. VTAM generates addresses for the range. For example, READ=(132, 128-130, 13A) will define the addresses 132, 128, 129, 12A, 12B, 12C, 12D, 12E, 12F, 130, and 13A.

For each address on the READ operand, you must code the corresponding address on the WRITE operand in the adjacent host to provide a complete path.

Do not code the same *channel_unit_address* for the READ operand and the WRITE operand in the same host.

Note: All READ and WRITE channels that you configure must have similar physical characteristics. If some channels take different physical paths with longer distances, this might result in data arriving out of order on the partner host. The out-of-order conditions add extra processing on the receiving side to reorder the inbound data. The reordering might result in performance degradation.

REPLYTO



statements: *GROUP*

dependencies: *MIH*

range: *.1–25.5*

Specifies the amount of time VTAM will wait for completion of an operation. If this timeout expires during normal operation, a message is written to inform the operator that a timeout has occurred.

A 3.0 seconds *timeout_value* should be adequate unless the attached resource is disabled for long intervals.

CTCA

Specifies the number of seconds that VTAM waits for completion after starting a channel program.

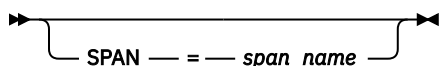
A STATION INOP can be scheduled at this time if a missing interrupt handler (MIH) purge has already taken place. The differences between the MIH and REPLYTO operands are:

- The REPLYTO operand causes a message to be generated if a channel program is not completed after the time specified (or 3 seconds, if no time is specified).
- The MIH=YES operand causes the link to become inoperative, defaulting to 3 minutes after the start I/O, if a timeout occurs because of the receiving host.

MPC

Specifies how long VTAM waits for completion of an MPC XID I/O operation after starting a channel program. After the XID completes, REPLYTO has no meaning.

SPAN



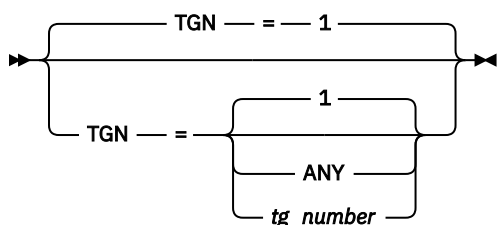
statements: *GROUP, LINE, PU, LU, CLUSTER, TERMINAL*

dependencies: *NetView*

Defines a span of control for VTAM minor node resources. Code this operand if you are using the NetView program. For a full description, see the *IBM Tivoli NetView for z/OS Installation: Configuring Additional Components*.

The NetView program checks the SPAN value, but VTAM ignores it.

TGN



<i>statements:</i>	<i>PU</i>
<i>dependencies:</i>	<i>PUTYPE=4 or 5</i>
<i>range:</i>	<i>1–255</i>

Assigns a transmission group (TG) number that represents the channel connecting two subareas. The TG number (assigned to the same channel) coded in the two subareas must match.

TGN=*tg_number*

Specifies a decimal number assigned to the transmission group.

TGN=ANY

Allows the adjacent subarea node to accept whatever valid transmission group number it receives on the exchange identifier (XID). You can specify TGN=ANY only for the PU at one end of a transmission group. The PU at the other end must have a valid transmission group number or default to 1. An error occurs if you specify TGN=ANY for both PUs.

TYPE

➤ TYPE — = — CA ➤

<i>statements:</i>	<i>VBUILD</i>
<i>dependencies:</i>	<i>none</i>

Means that the VBUILD definition statement defines a channel-attachment major node to VTAM.

WRITE

➤ WRITE — = — (— *channel_unit_address* —) ➤

<i>statements:</i>	<i>LINE</i>
<i>dependencies:</i>	<i>LNCTL=MPC</i>
<i>range:</i>	<i>X'000'–X'FFFF'</i>

Specifies the hexadecimal *channel_unit_address* used to write data to the adjacent host. If you specify an address that is offline or not defined to the system, You must code at least one WRITE *channel_unit_address*.

Channel_unit_address can be defined as a single address, as a range of addresses, or both. A range is indicated by a hyphen. VTAM generates addresses for the range. For example, WRITE=(132, 128-130, 13A) will define the addresses 132, 128, 129, 12A, 12B, 12C, 12D, 12E, 12F, 130, and 13A.

For each address on the WRITE operand, you must code the corresponding address on the READ operand in the adjacent host to provide a complete path.

Do not code the same *channel_unit_address* for the READ operand and the WRITE operand in the same host.

Note: All READ and WRITE channels that you configure must have similar physical characteristics. If some channels take different physical paths with longer distances, this might result in data arriving out of order on the partner host. The out-of-order conditions add extra processing on the receiving side to reorder the inbound data. The reordering might result in performance degradation.

Cross-domain resource major node

The cross-domain resource (CDRSC) major node is used to define:

- Resources in another domain

- Independent LUs

To define one or more cross-domain resource (CDRSC) major nodes, code a VBUILD definition statement, an optional GROUP definition statement, and a CDRSC definition statement for each minor node.

In an SNA-interconnected network, define a CDRSC major node with a VBUILD definition statement, optional NETWORK definition statements, and one or more CDRSC definition statements.

If VTAM is part of a multiple-domain network, two definitions with the same resource name (a logical unit and a CDRSC) can co-exist. In a backup and recovery situation where one host is assuming ownership of a logical unit from another host in the same network, the logical unit can be activated by the new host even though an application program within it currently has a cross-domain session with the logical unit. If the physical units and logical units being recovered support ACTPU(ERP) and ACTLU(ERP) requests, the sessions with the logical units are not affected when the physical units and logical units are activated. The CDRSC definition automatically becomes a shadow resource and the logical unit is now defined as a same-domain (APPL, LU, or LOCAL) resource. If the current host relinquishes ownership of the logical unit, it does so by releasing or deactivating the logical unit and its associated physical unit, causing VTAM to activate its CDRSC again, making it a cross-domain resource.

Independent LU

There are several ways to define independent LUs:

- Dynamically define CDRSCs
- Statically define CDRSCs
- Statically define LUs (LOCADDR=0)
- Statically define model CDRSCs, which are then used to build clone CDRSCs. Clone CDRSCs are then treated the same as statically defined (predefined) CDRSCs. References to predefined CDRSCs in this topic can be assumed to include clone CDRSCs.

See [z/OS Communications Server: SNA Network Implementation Guide](#) for detailed information about the methods of defining independent LUs. This information contains a description of the definition statements for statically defining an independent LU through the CDRSC definition statement.

Registering independent LUs

Because the characteristics of an independent LU and of the node on which it resides are not recorded by VTAM, it is difficult to determine the appropriate level of registration for all cases. Therefore, independent LUs are not registered by default because registration of the same resource from multiple nodes can result in the generation of alerts in the APPN network or sub-optimal routing of LU-LU sessions.

However, if an independent LU is owned by a LEN node (that is not acting as an end node in the network), the registration of the independent LU is recommended. Because LEN nodes cannot participate in APPN searches, their LUs cannot be found unless the LUs are defined to an APPN node connected to the LEN node. In this case, you can code the REGISTER operand on the CDRSC or LU definition to register the independent LU to the network node server, or to the network node server and the central directory server. If a large group of independent LUs requires registration, the REGISTER operand can be specified on a higher level definition statement to take advantage of the sift-down effect.

Note: Do not specify the REGISTER operand on CDRSC statements on which the CPNAME operand has been coded because the CPNAME operand indicates that the independent LU resides on another APPN node that will be responsible for registering the LU. If the two operands are coded on the same CDRSC statement, either explicitly or by the sift-down effect, the REGISTER operand will default to NO and be ignored.

If you dynamically change an independent LU, the rules cited in [“Rules for multiple definition of resources”](#) on page 89 are followed.

APPN cross-domain resources

Defining APPN cross-domain resources is optional, and it is recommended that you not define them to save time. However, there are cases where you might need to define APPN cross-domain resources. For instance, if you want APPN and LEN connectivity to a given independent LU, then both APPN and LEN adjacent link stations need to be defined in the independent LU's adjacent link station list.

In an APPN network, you can define APPN cross-domain resources at network nodes and end nodes. If you decide to define APPN cross-domain resources at an end node, the APPN directory will not be updated, but the information will be used to improve searching.

To define an APPN cross-domain resource, code the CPNAME operand on the CDRSC definition statement. When you code CPNAME, the APPN directory is updated with the location of the cross-domain resource. However, if the resource is found in the directory to have been registered or dynamically defined, the update is ignored, but no message is generated.

The CPNAME and NETSRVR operands are both valid on the CDRSC definition statement. If both operands have the same value, the resource specified by CPNAME is assumed to be the network node. If CPNAME and NETSRVR have different values, the resource specified by NETSRVR is assumed to be the network node.

If only CPNAME is defined under the CDRSC definition statement, the resource it specifies is assumed to be a network node. If the resource is not a network node, an error message indicates that the APPN information is not valid.

The CPNAME and CDRM operands can be specified on the same CDRSC definition statement to allow a path to be defined through the subarea and APPN networks to reach the resource.

The NATIVE and SUBAREA operands are valid with the CPNAME operand and will be used to update the APPN directory to improve searching. The NATIVE operand will improve searching in multiple subnetwork configurations. The SUBAREA operand will improve searching when the resource can only be reached across a CDRM session.

Rules for multiple definition of resources

The connection of an independent LU (CDRSC) to an adjacent link station is only for the duration of the independent LU's sessions. In addition, the independent LU can have multiple concurrent sessions using different adjacent link stations.

The rules for multiple definition of resources are presented in [Table 7 on page 89](#). This table assumes that a CDRSC is currently defined to VTAM (existing resource). It also assumes that the operator issues a command to activate a major node that contains new definition statements (input resource). Multiple definition of resources occurs when the name of an input resource matches the name of an existing resource.

Table 7. Rules for multiple definition of resources			
Existing resource	Input resource	Major node after integration	Notes
Dynamic CDRSC	Dynamic CDRSC	Not applicable	“1” on page 90
Dynamic CDRSC	Predefined Independent LU	ISTPDILU	“2” on page 90 , “5” on page 90
Dynamic CDRSC	Predefined CDRSC	CDRSC major node	“2” on page 90 , “5” on page 90
Predefined Independent LU	Dynamic CDRSC	Not applicable	“1” on page 90
Predefined Independent LU	Predefined Independent LU	Not applicable	“4” on page 90

Table 7. Rules for multiple definition of resources (continued)

Existing resource	Input resource	Major node after integration	Notes
Predefined Independent LU	Predefined CDRSC	ISTPDILU	“2” on page 90 , “6” on page 90
Predefined CDRSC	Dynamic CDRSC	Not applicable	“1” on page 90
Predefined CDRSC	Predefined Independent LU	ISTPDILU	“3” on page 90 , “7” on page 90
Predefined CDRSC	Predefined CDRSC	Not applicable	“4” on page 90
Predefined APPL	Predefined CDRSC	CDRSC major node	“5” on page 90
Predefined LU	Predefined CDRSC	CDRSC major node	“5” on page 90
MNPS application	Predefined CDRSC	Not applicable	“8” on page 90

Note:

1. This case does not apply to multiple definition of resources. When a resource currently exists, no new dynamic CDRSC is created or considered.
2. If the two resource definitions have different NETID values, both are specified with NQNMODE=NAME, either by definition or start option, and the existing resource has active or pending sessions, the input resource is not defined to VTAM. If the existing resource does not have any sessions, the input resource's NETID value is also the resulting resource's NETID value.

If the two resource definitions have different NETID values and at least one is specified with NQNMODE=NQNAME, either by definition or start option, the resource definitions are not merged.

3. If the two resource definitions have different NETID values and both are specified with NQNMODE=NAME, either by definition or start option, the input resource is not defined to VTAM. This is true whether the existing resource has sessions or not. If the NETID values of the two resource definitions do not conflict, the input resource's NETID value is also the resulting resource's NETID value.

If the two resource definitions have different NETID values and at least one is specified with NQNMODE=NQNAME, either by definition or start option, the resource definitions are not merged.

4. If both are specified with NQNMODE=NAME, either by definition or start option, a duplicate definition of the resource occurs, and the input resource is not defined to VTAM.

If the two resource definitions have different NETID values and at least one is specified with NQNMODE=NQNAME, either by definition or start option, the resource definitions are not merged.

5. All operands from the input resource apply to the existing resource.
6. CDRSC operands from the input resource apply to the existing resource.
7. Only LU operands from the input resource apply to the existing resource.
8. Predefining a CDRSC at a network node will fail if an MNPS application is already active using the same name. IST489I is issued.

Exceptions to the merging of multiple resource definitions might occur. These exceptions occur because of different NETID values for the existing and new resource definition, which are both specified with NQNMODE=NAME (either by definition or start option). Changes in the NETID of a given resource can occur only if the resource does not have any existing or pending sessions.

If either the existing resource or the input resource is specified with NQNMODE=NQNAME and they have different NETID values, the resource definitions are not merged.

Merging multiple resource definitions causes operands from the input resource to overlay values in the existing resource only in cases where the operands of the existing resource are default values. Defined values on operands of the existing resource are not overlaid with default values on operands of the input

resource. Default values and sifted values from the input resource apply to the existing resource definition as well, so long as they do not override defined values on operands of the existing resource. However, not all operands are necessarily integrated as a result of the second resource definition.

The method used for determining what operands to integrate from the input definition to the existing definition is as follows:

- If the existing resource is a dynamic or predefined CDRSC and the input resource is a predefined independent LU, the following operands on the CDRSC definition statement are integrated:
 - ASLENT
 - ASLTAB
 - DLOGMOD
 - EAS
 - ENCR
 - ENCRTYPE
 - LOGAPPL
 - LUALIAS
 - MDLENT
 - MDLTAB
 - MODETAB
 - NETID
 - PACING
 - RESSCB
 - VPACING
- If the existing resource is a predefined independent LU and the input resource is a predefined CDRSC, the following operands on the CDRSC definition statement are integrated:
 - ALSREQ
 - CDRM
 - ALSLIST ⁴
 - LUALIAS ³
 - NETID
 - NQNMOME ⁵
 - VFYOWNER
- If the existing resource is a predefined CDRSC, the input resource is a predefined CDRSC, they have different NETID values, and both are specified with NQNMOME=NAME, either by definition or start option, the second definition fails. (See note “2” on page 90.)

If the two resource definitions have different NETID values and at least one is specified with NQNMOME=NQNAME, either by definition or start option, the resource definitions are not merged.
- If the existing resource is a member of ISTDILU, the input resource is a predefined independent LU, they have different NETID values, and both are specified with NQNMOME=NAME, either by definition or start option, all operands on the LU definition statement are integrated.

If the two resource definitions have different NETID values and at least one is specified with NQNMOME=NQNAME, either by definition or start option, the resource definitions are not merged.

³ LUALIAS is only integrated in some cases. See Table 8 on page 92.

⁴ The list of adjacent link stations from the input resource and the existing resource are always combined.

⁵ NQNMOME is only integrated in some cases. See “NQNMOME values after a merge of resource definitions” on page 93.

When multiple resource definitions are merged, the resulting values for LUALIAS and NQNMODE are determined by several factors. The following tables show when LUALIAS and NQNMODE values are integrated.

LUALIAS values after a merge of resource definitions

If the existing resource is in session and has an LUALIAS name defined to it, the LUALIAS name cannot be removed or changed as a result of a resource definition merge. However, when a resource definition merge occurs because the input resource is a predefined CDRSC without NETID specified, the LUALIAS is removed. See [Table 8 on page 92](#) for specific examples.

<i>Table 8. Examples of how LUALIAS values are merged</i>					
Existing resource	LUALIAS	Session	Input resource	LUALIAS	Notes
Predefined Independent LU	N	No	Predefined CDRSC	Y	“2” on page 93
Predefined Independent LU	N	Yes	Predefined CDRSC	Y	“2” on page 93
Predefined Independent LU	Y	No	Predefined CDRSC	Y	“2” on page 93 , “3” on page 93
Predefined Independent LU	Y	No	Predefined CDRSC	N	“3” on page 93 , “4” on page 93
Predefined Independent LU	Y	Yes	Predefined CDRSC	Y	“1” on page 93
Predefined Independent LU	Y	Yes	Predefined CDRSC	N	“1” on page 93
Predefined Independent LU	S	Yes	Predefined CDRSC	S	“5” on page 93
Predefined CDRSC	Y	No	Predefined Independent LU	N	“2” on page 93
Predefined CDRSC	Y	Yes	Predefined Independent LU	N	“2” on page 93
Predefined Independent LU	Y	Yes	Predefined CDRSC	PWN	“1” on page 93
Predefined Independent LU	Y	No	Predefined CDRSC	PWN	“3” on page 93 , “4” on page 93
Predefined CDRSC	Y	Yes	Predefined Independent LU	PWN	“1” on page 93
Predefined CDRSC	Y	No	Predefined Independent LU	PWN	“6” on page 93 , “7” on page 93

Table 8. Examples of how LUALIAS values are merged (continued)

Existing resource	LUALIAS	Session	Input resource	LUALIAS	Notes
Note: <ol style="list-style-type: none"> 1. The resource definitions are not merged because the existing resource is in session. 2. The resource definitions are merged, and the LUALIAS of the CDRSC applies to the ILU. 3. The LUALIAS of the ILU is removed. 4. An LUALIAS is no longer associated with the ILU. 5. The resource definitions are merged. 6. An LUALIAS is no longer associated with the CDRSC. 7. The LUALIAS of the CDRSC is removed. 					
Symbols in LUALIAS column: <p>Y: Resource has an LUALIAS, that is different from the LUALIAS of the resource it is being integrated with.</p> <p>N: Resource does not have an LUALIAS; either LUALIAS was not specified or it was specified with no <i>lualias</i> value.</p> <p>S: Resource has an LUALIAS that is the same as the LUALIAS of the resource it is being integrated with.</p> <p>PWN: The resource is predefined without a network identifier, so LUALIAS is not valid.</p>					

NQNMODE values after a merge of resource definitions

NQNMODE values after merges of resources are explained in the following tables:

- [Table 9 on page 93](#)
- [Table 10 on page 95](#)
- [Table 11 on page 96](#)
- [Table 12 on page 97](#)

Using the NQNMODE merge tables

- In [Table 9 on page 93](#), choose the resources that are being merged (one input resource and one existing resource) by looking at the resource types and the NQNMODE status, and then choosing the corresponding resource type numbers.
- Using the two numbers (one for the input resource and one for the existing resource), look at [Table 10 on page 95](#) for input resources 1–5, or [Table 11 on page 96](#) for input resources 6–10, and find where the column for the input resource intersects the row for the existing resource.

Note: Only existing resources can be dynamic, in session, applications, or LUs. So, all resource types in [Table 9 on page 93](#) are valid for the existing resource, but only resource types 1–10 are valid for the input resource.

- The intersection has a letter followed by numbers in parentheses. These letters and numbers correspond to notes about the merge. These notes are listed in [Table 12 on page 97](#).

Table 9. Resource types for NQNMODE merges. This table shows the resource types that are involved in the merge. Information includes whether the resource has sessions, and the current value of NQNMODE. NQNMODE must be either NAME or NQNAME.

Resource type	NQNMODE	Defined with NETID	Sessions
1 - Predefined CDRSC	NQNAME defaulted	Yes	No

Table 9. Resource types for NQNMOME merges. This table shows the resource types that are involved in the merge. Information includes whether the resource has sessions, and the current value of NQNMOME. NQNMOME must be either NAME or NQNAME. (continued)

Resource type	NQNMOME	Defined with NETID	Sessions
2 - Predefined CDRSC	NQNAME defined	Yes	No
3 - Predefined CDRSC	NAME defaulted	Yes	No
4 - Predefined CDRSC	NAME defined	Yes	No
5 - Predefined CDRSC	n/a	No	No
6 - Predefined Independent LU	NQNAME defaulted	Yes	No
7 - Predefined Independent LU	NQNAME defined	Yes	No
8 - Predefined Independent LU	NAME defaulted	Yes	No
9 - Predefined Independent LU	NAME defined	Yes	No
10 - Predefined Independent LU	n/a	No	No
11 - Predefined CDRSC	NQNAME defaulted	Yes	Yes
12 - Predefined CDRSC	NQNAME defined	Yes	Yes
13 - Predefined CDRSC	NAME defaulted	Yes	Yes
14 - Predefined CDRSC	NAME defined	Yes	Yes
15 - Predefined CDRSC	n/a	No	Yes
16 - Predefined Independent LU	NQNAME defaulted	Yes	Yes
17 - Predefined Independent LU	NQNAME defined	Yes	Yes
18 - Predefined Independent LU	NAME defaulted	Yes	Yes
19 - Predefined Independent LU	NAME defined	Yes	Yes
20 - Predefined Independent LU	n/a	No	Yes
21 - Dynamic CDRSC	NAME	n/a	No
22 - Dynamic CDRSC	NQNAME	n/a	No
23 - Dynamic CDRSC	NAME	n/a	Yes
24 - Dynamic CDRSC	NQNAME	n/a	Yes
25 - Application	n/a	n/a	No
26 - Application	n/a	n/a	Yes
27 - LU	n/a	n/a	No
28 - LU	n/a	n/a	Yes

Table 10. Matrix for NQNMODE merges, part 1. In this table, input resources 1–5 are read left to right across the top of the five columns. The existing resources are read top to bottom, in the far left column. Letters and numbers at the intersection of a particular input resource with an existing resource are explained in [Table 12](#) on page 97.

Exist. res.	Input resource 1	Input resource 2	Input resource 3	Input resource 4	Input resource 5
1	F(8)	F(8)	F(8)	F(8)	F(8)
2	F(8)	F(8)	F(8)	F(8)	F(8)
3	F(8)	F(8)	F(8)	F(8)	F(8)
4	F(8)	F(8)	F(8)	F(8)	F(8)
5	F(8)	F(8)	F(8)	F(8)	F(8)
6	M(2 5 12 18)	M(2 5 12 14 18)	M(1 3 12 18)	M(1 3 12 18 14)	M(11 15 18 16)
7	M(2 5 12 18 14)	M(2 5 12 18)	M(2 5 12 18 6)	M(1 3 12 18)	M(11 15 18 16)
8	M(2 4 18)	M(2 4 18 14)	M(1 5 18) F(20)	M(1 5 18 14) F(20)	M(11 18 16)
9	M(1 5 18 14 6)	M(2 4 18 14)	M(1 5 18) F(20)	M(1 5 18 14) F(20)	M(11 18 16)
10	M(2 4 23 22)	M(2 4 23 22)	M(1 5 22)	M(1 5 22)	M(11 16 5)
11	F(8)	F(8)	F(8)	F(8)	F(8)
12	F(8)	F(8)	F(8)	F(8)	F(8)
13	F(8)	F(8)	F(8)	F(8)	F(8)
14	F(8)	F(8)	F(8)	F(8)	F(8)
15	F(8)	F(8)	F(8)	F(8)	F(8)
16	M(2 5 12 18)	M(2 5 12 14 18)	M(1 3 12 18)	M(1 3 12 14 18)	M(11 15 16 18)
17	M(2 5 12 13)	M(2 5 12 18)	M(2 5 6 12 13)	F(6 9)	M(11 15 16 18)
18	M(2 4 12 18)	M(2 4 12 18 14)	M(1 5 18) F(20)	M(1 5 18 14) F(20)	M(11 16 18)
19	M(1 5 6 12 13)	F(6 9)	M(1 5 18 14) F(20)	M(1 5 18 14) F(20)	M(11 16 18)
20	M(2 4 17 18)	M(2 4 17 18 14)	M(2 4 17 18)	M(2 4 17 18 14)	M(11 18)
21	M(2 4 7 12 18 21)	M(2 4 7 12 18 21,14)	M(5 18 21) F(20)	M(5 18 21) F(20)	M(7 11 15 16 18 21)
22	M(5 18 21)	M(5 18 21)	M(1 3 7 12 18 21)	M(1 3 7 12 18 21,14)	M(7 11 15 16 18 21)
23	M(2 4 7 12 18 21)	M(2 4 7 12 18 21,14)	M(5 18 21) F(20)	M(5 18 21) F(20)	M(7 11 15 16 18 21)
24	M(5 18 21)	M(5 18 21)	M(1 3 7 12 18 21)	M(1 3 7 12 18 21,14)	M(7 11 15 16 18 21)
25	S	S	S	S	S
26	S	S	S	S	S
27	S	S	S	S	S

Table 10. Matrix for NQNMODE merges, part 1. In this table, input resources 1–5 are read left to right across the top of the five columns. The existing resources are read top to bottom, in the far left column. Letters and numbers at the intersection of a particular input resource with an existing resource are explained in [Table 12](#) on page 97. (continued)

Exist. res.	Input resource 1	Input resource 2	Input resource 3	Input resource 4	Input resource 5
28	S	S	S	S	S

Table 11. Matrix for NQNMODE merges, part 2. In this table, input resources are read left to right 6–10 across the top of the five columns. The existing resources are read top to bottom, in the far left column. Letters and numbers at the intersection of a particular input resource with an existing resource are explained in [Table 12](#) on page 97.

Exist. res.	Input resource 6	Input resource 7	Input resource 8	Input resource 9	Input resource 10
1	M(2 5 12 13)	F(19)	M(1 3 12 13)	F(19)	M(22 15 13 17 2)
2	M(2 5 12 13 14)	F(19)	M(2 5 12 13 6)	F(19)	M(2 6 15 13 17 22)
3	M(2 4 13)	F(19)	M(1 5 13) F(20)	F(19) F(20)	M(1 22 13 6 17)
4	M(1 5 13 14 6)	F(19)	M(1 5 13) F(20)	F(19)	M(1 22 13 6 17)
5	M(2 4 13 17)	F(19)	M(1 5 13 17)	F(19)	M(11 5 13 16)
6	F(8)	F(19)	F(8)	F(19)	F(8)
7	F(8)	F(19)	F(8)	F(19)	F(8)
8	F(8)	F(19)	F(8)	F(19)	F(8)
9	F(8)	F(19)	F(8)	F(19)	F(8)
10	F(8)	F(19)	F(8)	F(19)	F(8)
11	M(2 5 12 13)	F(19)	M(1 3 12 13)	F(19)	M(22 15 13 17 2)
12	M(2 5 12 13)	F(19)	M(2 5 6 12 13)	F(19)	M(2 6 15 13 17 22)
13	M(2 4 12 13)	F(19)	M(1 5 13) F(20)	F(19)	M(1 22 13 6 17)
14	M(1 5 6 12 13)	F(19)	M(1 5 13) F(20)	F(19)	M(1 22 13 6 17)
15	M(2 4 12 13 17)	F(19)	M(1 5 13) F(20)	F(19)	M(11 5 13 16)
16	F(8)	F(19)	F(8)	F(19)	F(8)
17	F(8)	F(19)	F(8)	F(19)	F(8)
18	F(8)	F(19)	F(8)	F(19)	F(8)
19	F(8)	F(19)	F(8)	F(19)	F(8)
20	F(8)	F(19)	F(8)	F(19)	F(8)
21	M(2 4 7 12 13 21)	F(19)	M(5 13 21) F(20)	F(19)	M(7 11 15 16 13 21)
22	M(5 13 21)	F(19)	M(1 3 7 12 13 21)	F(19)	M(7 11 15 16 13 21)

Table 11. Matrix for NQNMERGE merges, part 2. In this table, input resources are read left to right 6–10 across the top of the five columns. The existing resources are read top to bottom, in the far left column. Letters and numbers at the intersection of a particular input resource with an existing resource are explained in [Table 12](#) on page 97. (continued)

Exist. res.	Input resource 6	Input resource 7	Input resource 8	Input resource 9	Input resource 10
23	M(2 4 7 12 13 21)	F(19)	M(5 13 21) F(20)	F(19)	M(7 11 15 16 13 21)
24	M(5 13 21)	F(19)	M(1 3 7 12 13 21)	F(19)	M(7 11 15 16 13 21)
25	F(24)	F(19)	F(24)	F(19)	F(24)
26	F(24)	F(19)	F(24)	F(19)	F(24)
27	S	F(19)	S	F(19)	S
28	S	F(19)	S	F(19)	S

Table 12. Notes for NQNMERGE merges tables. This table explains the letters and numbers seen in [Table 10](#) on page 95 and [Table 11](#) on page 96.

Letter, number	Explanation
M	Merge the resources.
F	Fail the integration request. Do not merge the resources. Existing resource remains unchanged.
S	Input resource is put into shadow. If a shadow already exists, the shadow is treated as the existing resource, and is merged with the input resource.
1	Resulting NQNMERGE value for this resource is NAME.
2	Resulting NQNMERGE value for this resource is NQNAME.
3	An SRT entry is added for this resource using the netid of this host, if the existing resource is cross net.
4	The SRT entry is deleted for this resource.
5	No SRT entry addition or deletion is needed.
6	Do not override a defined NQNMERGE value with a defaulted one. Do not change the NQNMERGE value.
7	When the existing resource is a dynamic CDRSC, the resources will be merged regardless of conflicting NQNMERGE values, whether or not the existing CDRSC has sessions. The NQNMERGE value of the existing resource becomes the NQNMERGE value of the input resource.
8	It is not valid to have duplicate predefined resource definitions of the same type (for example, two CDRSC definitions, or two ILU definitions).
9	NQNMERGE conflict, and the existing resource is in session. Also, the existing resource has NQNMERGE defined.
10	Conflict in two defined NQNMERGE values.
11	NQNMERGE cannot be defined for a predefined alias.
12	Because NQNMERGE=NQNAME on one of the resources, the netids of the input and existing resource must be the same to have a collision.

Table 12. Notes for NQNMODE merges tables. This table explains the letters and numbers seen in [Table 10](#) on page 95 and [Table 11](#) on page 96. (continued)

Letter, number	Explanation
13	Only ILU parameters for the existing resources are overridden by parameters from the input resources. The RDTE for the existing resources is moved (if not already there) to ISTPDILU.
14	NQNMODE is now considered a defined value for the resulting resource.
15	The existing resource must have a netid of this host's netid for there to have been a collision.
16	The resulting resource becomes a predefined alias (RCDPDALS in RCDRS is turned on).
17	RCDPDALS in RCDRS is turned off.
18	The definition parameters for the existing resources are overridden by parameters from the input resources.
19	Impossible scenario. NQNMODE cannot be defined on a predefined ILU when the ILU is the input resource. NQNMODE is defined for an ILU only when the ILU has merged with a CDRSC which has NQNMODE defined.
20	Fail this integration request if the netids of the existing and input resources are different.
21	Resource becomes a predefined resource.
22	Resulting resource takes the netid of the input resource.
23	The input resource must have a netid of this host's netid for there to have been a collision.
24	The definition should be failed because there might be the case where an appl and an ILU represent the same resource.

Table 13. Cross-Domain resource major node definition statements and operands

Name	Definition statement	Operands	Page	Req	Sift effect	Default	Restrictions, dependencies
name	VBUILD	TYPE=CDRS C CONFGDS CONFGPW	“TYPE” on page 123 “CONFGDS” on page 109 “CONFGPW” on page 110	R			CONFGDS
name	NETWORK	NETID	“NETID” on page 117				
name	GROUP	See the CSRSC definition statement for operands.					

Table 13. Cross-Domain resource major node definition statements and operands (continued)

Name	Definition statement	Operands	Page	Req	Sift effect	Default	Restrictions, dependencies
cdrsname	CDRSC	ADJLIST	“ADJLIST” on page 106		G		
		ALSLIST	“ALSLIST” on page 106		G		ALSREQ
		ALSREQ	“ALSREQ” on page 107		G	ALSREQ start option	
		ASLENT	“ASLENT” on page 107		G		ASLTAB
		ASLTAB	“ASLTAB” on page 108		G		
		CDRM	“CDRM” on page 108		G		
		CPNAME	“CPNAME” on page 110		G		REGISTER=NO
		DELETE	“DELETE” on page 110				model CDRSC's only
		DLOGMOD	“DLOGMOD” on page 111		G		MODETAB
		EAS	“EAS” on page 111		G	256	Independent LUs
		ENCR	“ENCR” on page 112		G	OPT	
		ENCRTYPE	“ENCRTYPE” on page 112		G	DES	
		ISTATUS	“ISTATUS” on page 113		G	ACTIVE	
		LOGAPPL	“LOGAPPL” on page 113		G		NetView or TSO
		LUALIAS	“LUALIAS” on page 114		G		
		MAXSESS ¹	“MAXSESS” on page 115		G		NCP-attached ILUs
		MDLENT	“MDLENT” on page 115		G		MDLTAB
		MDLTAB	“MDLTAB” on page 115		G		

Table 13. Cross-Domain resource major node definition statements and operands (continued)

Name	Definition statement	Operands	Page	Req	Sift effect	Default	Restrictions, dependencies
		MODETAB	“MODETAB” on page 116		G	ISTINCLM	
		NATIVE	“NATIVE” on page 116		G		
		NETSRVR	“NETSRVR” on page 117		G		APPN only
		NQNMODE	“NQNMODE” on page 118		G	NAME	see description
		PACING	“PACING” on page 119		G	1	
		REGISTER	“REGISTER” on page 120		G	NO	CPNAME; APPN only
		RESSCB	“RESSCB” on page 120		G	0	Type 2.1
		SIRFMSG	“SIRFMSG” on page 121		G		STARTOPT
		SPAN	“SPAN” on page 121		G		NetView
		SRCOUNT	“SRCOUNT” on page 122		G		SRCHRED start option
		SRTIMER	“SRTIMER” on page 122		G		SRCHRED start option
		SUBAREA	“SUBAREA” on page 123		G		
		VFYOWNER	“VFYOWNER” on page 123		G	NO	Subarea sessions
		VPACING	“VPACING” on page 124		G	2	

Legend:

R

Required operand.

G

Code this operand on the higher-level GROUP definition statement to take advantage of the sift effect, or code it on this definition statement.

¹You should not exceed the MAXSESS value coded on the NCP's BUILD macro. VTAM does not check the value coded here against the value coded on the NCP's BUILD macro. Session setups will fail if the maximum number of sessions attempted exceeds the MAXSESS value coded on the NCP's BUILD macro.

Cross-domain resource major node coding notes

This information contains coding notes for the cross-domain resource major node.

VBUILD definition statement

Code a VBUILD definition statement for each set of CDRSC definition statements.

NETWORK definition statement

Code a NETWORK definition statement to identify the network in which the logical units represented by the CDRSC definition statements reside. One or more NETWORK definition statements can appear anywhere after the VBUILD definition statement. If you code consecutive NETWORK definition statements (without intervening CDRSC definition statements), only the last one is used.

If no NETWORK definition statement exists before a CDRSC definition statement, the resource is considered valid for any network. Such CDRSCs can be resources within VTAM's network or alias names for resources in another network.

GROUP definition statement

Code a GROUP definition statement to group cross-domain resources. Each minor node in the group is defined with the values specified on the operands on the GROUP definition statement unless an operand is specified on the CDRSC definition statement.

Restrictions:

- The LUALIAS operand is not supported on the GROUP definition statement because an LUALIAS name must be unique to a CDRSC.
- The DELETE operand is not supported on the GROUP definition statement because DELETE is valid only for model CDRSCs.

CDRSC definition statement

Code CDRSC definition statements to define CDRSC minor nodes or model CDRSCs (from which clone CDRSCs can be built) for those cross-domain resources with which an application program or logical unit within this domain can have a session.

Tips:

1. Information on coding the CDRSC definition statement for TSO/VTAM is in the [z/OS Communications Server: SNA Network Implementation Guide](#)
2. The same set of CDRSC definition statements can be used throughout the network.

Dynamic change of operands for cross-domain resource major node

You can dynamically change the following CDRSC major node operands by editing the VTAMLST and then issuing the VARY ACT,UPDATE=ALL command.

ADJLIST
ALSREQ
ASLENT
ASLTAB
DELETE
DLOGMOD
EAS
ENCR
ENCRTYPE
ISTATUS
LOGAPPL
MAXSESS
MDLENT

MDLTAB
MODETAB
NQNMODE
PACING
REGISTER
RESSCB
SIRFMSG
SPAN
SRCOUNT
SRTIMER
VFYOWNER
VPACING

You can also change the NETID operand on the NETWORK statement that applies to one or more CDRSC definition statements below it, but this change will be effective only for those CDRSCs that have NQNMODE=NQNAME coded or defaulted from the current value of the VTAM start option NQNMODE. For any CDRSC with NQNMODE=NAME, an error message will be issued and the change to NETID will be ignored.

To dynamically change the operand, the resource to which it applies must be inactive. You can dynamically change the operands associated with tables (ASLTAB, MDLTAB, and MODETAB) at any time without deactivating resources.

Model CDRSCs are CDRSCs whose *cdrscname* value contains wildcards. Clone CDRSCs are CDRSCs built using model CDRSC definitions. See [z/OS Communications Server: SNA Network Implementation Guide](#) for more information about model CDRSCs and clone CDRSCs.

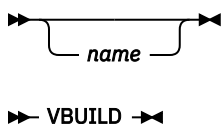
Rules: The following rules apply to the use of the VARY ACT,UPDATE=ALL command to change operands on model CDRSCs:

- The model CDRSC must be inactive to be updated.
- Changes to a model CDRSC do not propagate to already existing clone CDRSCs, but will affect future clone CDRSCs created using that model.
- The value of the DELETE operand on the model CDRSC is a characteristic of the model CDRSC that can be changed; the value of the model CDRSC's DELETE operand at the time of clone CDRSC inactivation or clone CDRSC's session termination determines whether or not the clone CDRSC is deleted.
- A VARY ACT,UPDATE=ALL command cannot delete a model CDRSC that has existing clone CDRSCs.
- A VARY ACT,UPDATE=ALL command cannot create a conventional CDRSC when there is an existing clone CDRSC with the same name; delete the clone CDRSC first, using VARY INACT,DELETE=YES, and then use VARY ACT,UPDATE=ALL to add the conventional CDRSC.
- A VARY ACT.UPDATE=ALL command cannot be used to delete clone CDRSCs.

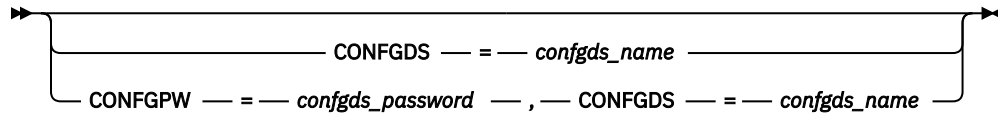
See [z/OS Communications Server: SNA Network Implementation Guide](#) and [z/OS Communications Server: SNA Operation](#) for more information about the VARY ACT,UPDATE=ALL command.

Cross-domain resource major node full syntax


The full syntax for the cross-domain resource (CDRSC) major node follows. The syntax for each operand is repeated in “Cross-domain resource major node operand descriptions” on page 106.

VBUILD

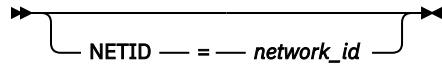
➤ TYPE — = — CDRSC ➤



NETWORK



➤ NETWORK ➤



GROUP

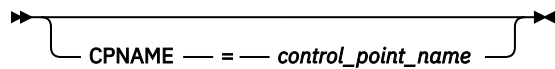
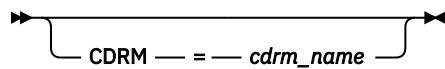

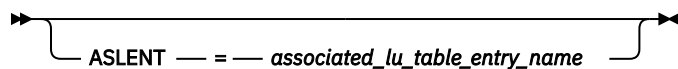
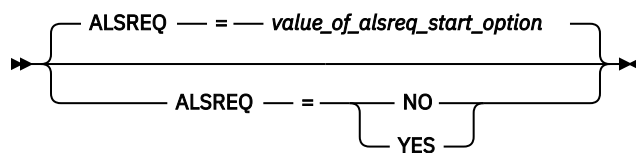
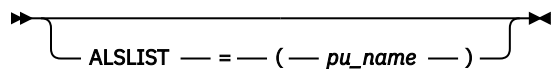
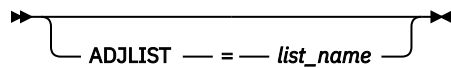
➤ *name* ➤

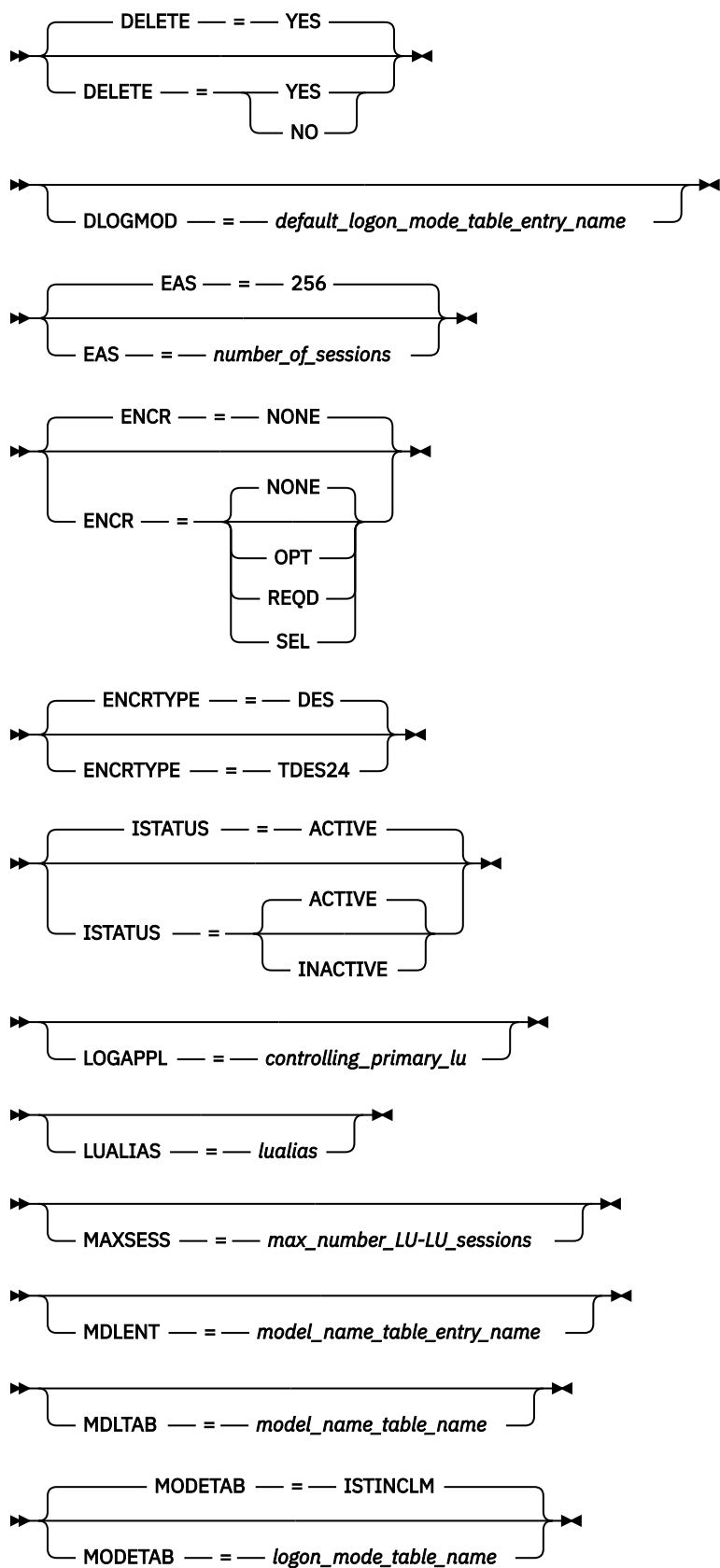
➤ GROUP ➤

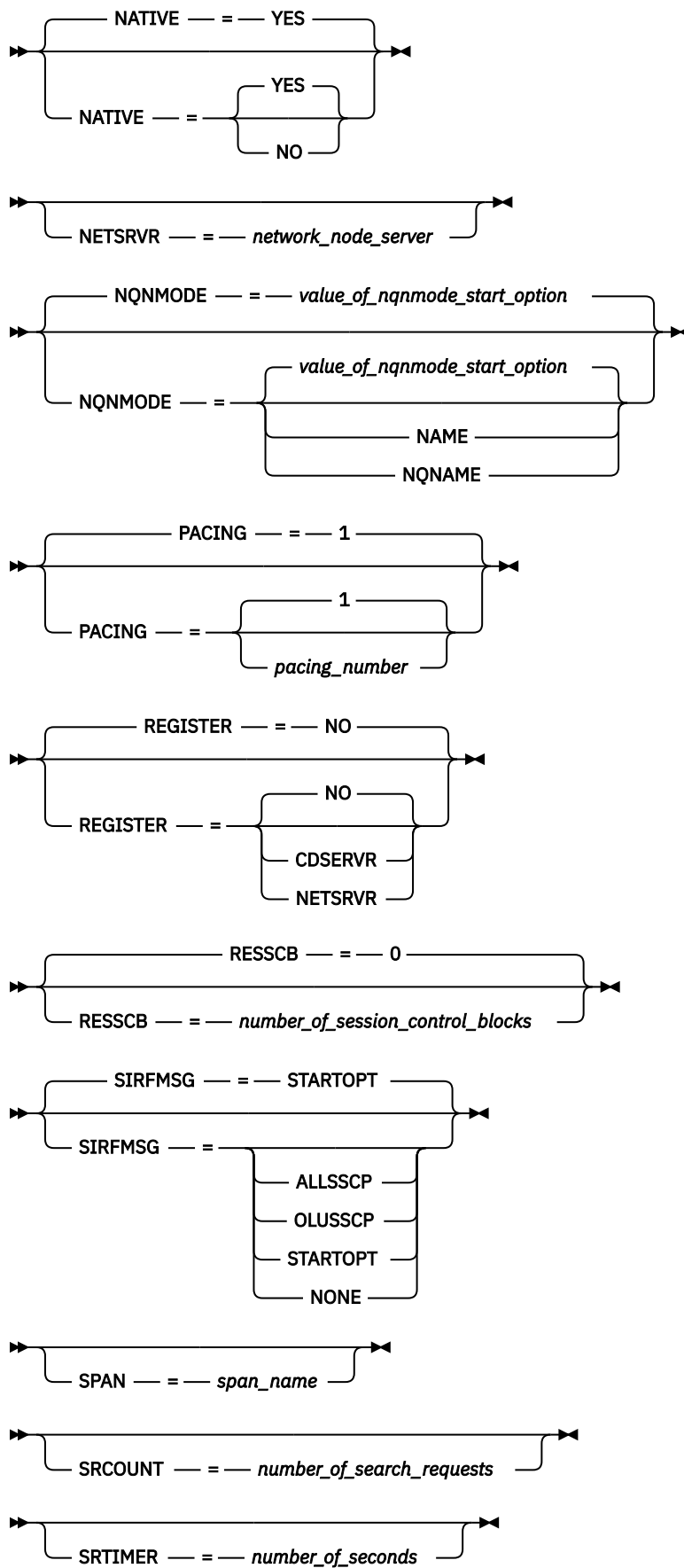
CDRSC

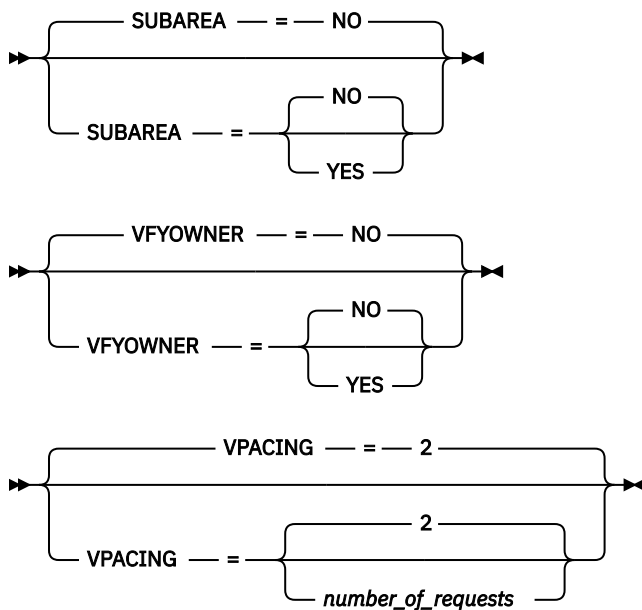
➤ *cdrcsname* ➤

➤ CDRSC ➤





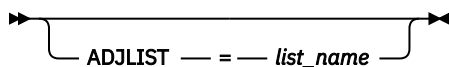




Cross-domain resource major node operand descriptions

The following information describes the operands you can code for the cross-domain resource (CDRSC) major node.

ADJLIST



statements:

GROUP, CDRSC

dependencies:

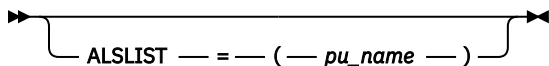
none

Specifies the name of the ADJLIST definition statement which contains the list of adjacent SSCPs to be used for all session requests for this CDRSC.

When an adjacent SSCP list is identified for a CDRSC, session setup requests are sent to only the SSCPs in the list. SORDER and SSCPOD coding does not affect the search sequence for ADJLIST.

Note: The ADJLIST operand will be ignored in a pure APPN node. A pure APPN node is a VTAM that is started with start options NODETYPE=NN or NODETYPE=EN, but without HOSTSA or with HOSTSA and SACONNS=NO.

ALSLIST



statements:

GROUP, CDRSC

dependencies:

ALSREQ

Specifies a list of adjacent link station names that VTAM can use to gain session connectivity to the independent LU you are defining. The adjacent link station might be currently defined. Validation of the names occurs during session activation.

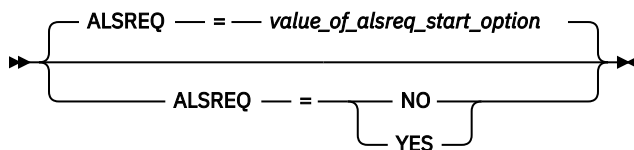
You can include ISTAPNPU in the list instead of a real adjacent link station name. ISTAPNPU is a generic representation for an APPN adjacent link station. If VTAM finds ISTAPNPU in the adjacent link station list for an independent LU, VTAM treats ISTAPNPU as if it were a real APPN adjacent link station when trying to determine whether to attempt routing through the APPN network.

If ALSREQ=YES, all session requests for this independent LU must be received over an adjacent link station that matches one in the adjacent link station list. For a LEN adjacent link station, the names must be the same to be considered a match. For an APPN adjacent link station, if any other APPN adjacent link station is in the adjacent link station list (including ISTAPNPU) it is considered a match.

Note: For a LEN adjacent link station, the NETID must match the NETID value of the independent LU at session establishment. You are responsible for ensuring that PUs named in an adjacent link station list have NETIDs that correspond to the independent LU resource. An APPN adjacent link station has no such restriction.

There might be special ALSLIST requirements for certain migration configurations involving LEN connections. See [z/OS Communications Server: SNA Network Implementation Guide](#) for details.

ALSREQ



statements:

GROUP, CDRSC

dependencies:

none

Specifies whether adjacent link station names must match an entry in the default adjacent link station list of the independent LU at a session request.

If you do not code ALSREQ, the value coded on the ALSREQ start option is used.

ALSREQ=NO

Specifies that an adjacent link station name does not have to match an entry in the default adjacent link station list of the independent LU at a session request.

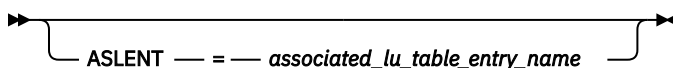
ALSREQ=YES

Specifies that an adjacent link station name must match an entry in the default adjacent link station list of the independent LU at a session request.

If the adjacent link station names are required, only session requests over an adjacent link station which matches one of the adjacent link stations in the list are allowed. An APPN adjacent link station matches any APPN adjacent link stations in the list (including ISTAPNPU). A LEN adjacent link station matches only an adjacent link station in the list that has the same name.

If adjacent link station names are not required, any adjacent link station can receive a session request for this LU. Furthermore, if the adjacent link station is LEN, its name is automatically added to the adjacent link station list for the independent LU. If the adjacent link station is APPN, the generic APPN adjacent link station name (ISTAPNPU) is automatically added to the adjacent link station list for the independent LU instead of the real adjacent link station name.

ASLENT



statements:

GROUP, CDRSC

dependencies:

ASLTAB

Specifies the name of the associated LU table entry to be used for this logical unit.

If you code the ASLENT operand, you must also code the ASLTAB operand. If you omit ASLENT and include ASLTAB, VTAM uses the first entry in the table named in ASLTAB by default.

ASLTAB

ASLTAB — = — *associated_lu_table_name*

statements:

GROUP, CDRSC

dependencies:

none

Specifies the name of the associated LU table to be used for the logical unit. See [“Associated LU table” on page 655](#) for a description of how to define an associated LU table.

If you omit the ASLTAB operand, VTAM will not provide the names of associated logical units to the application during LU-LU session initiation. However, you can provide the associated LU names in other ways. You can enter them from the terminal on the PRINTER1 and PRINTER2 operands of the LOGON command, or VTAM can send them to the application program in a formatted session-initiation request. See [“LOGON command” on page 748](#) for more information on the PRINTER1 and PRINTER2 operands of the LOGON command.

The operator can use the MODIFY TABLE command to dynamically replace an associated LU table (ASLTAB). See [z/OS Communications Server: SNA Operation](#) for more information about the MODIFY TABLE command.

CDRM

CDRM — = — *cdrm_name*

statements:

GROUP, CDRSC

dependencies:

none

Specifies the name of the CDRM that controls the CDRSC. The CDRM must be in the same domain as the CDRSC.

If you do not code the CDRM operand, VTAM sends session setup requests to SSCPs in the default SSCP list, until either the owning SSCP is found or the end of the list is reached. When the owning SSCP is found, VTAM saves the name of the owning SSCP. If the end of the list is reached, the session setup fails.

If you code CDRM, VTAM moves the CDRM name to the top of the default SSCP list, regardless of whether it is included in the list. Session setup requests are then sent to the SSCPs in the default SSCP list until the owning SSCP is found or the end of the list is reached.

If you coded NETID on the NETWORK definition statement, thereby associating it with the CDRSC, and the CDRM name is not the SSCP name of the CDRM in which the resource resides, the session setup could fail. See [“VFYOWNER” on page 123](#) for more details.

If a NETID is not associated with the CDRSC, the CDRM operand, if coded, is used as an adjacent SSCP. Adjacent SSCP routing will be attempted first, before other entries in the adjacent SSCP table are tried.

Note:

1. The preceding actions affect only the internal copy of the adjacent SSCP table maintained for each CDRSC. They do not affect the actual adjacent SSCP table. When the last session for this resource ends, the CDRM name is reset to the CDRM value specified on the CDRSC definition statement.

2. In the SSCP of the originating logical unit (OLU), the CDRM name of the destination logical unit (DLU), if identified, must be correct. If the CDRM name of the DLU is not correct, the operator must issue a MODIFY CDRM command to change the CDRM name.
3. You can permanently change the owning CDRM name with the MODIFY CDRM command. See [z/OS Communications Server: SNA Operation](#) for more information about the MODIFY CDRM command.

cdrsname

►► *cdrsname* ◄◄

statements: CDRSC

dependencies: none

Specifies the name of a resource (a logical unit or application program) in another domain or network that this CDRSC is to represent.

The *cdrsname* value is required. The *cdrsname* value can be the name of the logical unit or application as known in this network (the alias name). If the resource is a VTAM application program, and the CDRSC is to satisfy the real name, *cdrsname* must be the same as the *name* (not the ACBNAME operand) of the application program's APPL definition statement in the VTAM definition in the other domain.

If you do not code the NETWORK statement, the *cdrsname* is either the real name of the resource or the alias name of the resource. If a CDRSC is predefined in the same domain for the real name, and another CDRSC is predefined in that domain for the alias name, the session setup fails. VTAM does not allow two static definitions of the same resource in a single domain.

In an SNA network interconnection, only one CDRSC identified by the name in *cdrsname* can be defined using NQNMODE=NAME (either by the start option or by the definition statement). Same-network CDRSCs and CDRSCs defined without a NETWORK statement are always considered to be defined using NQNMODE=NAME. If a CDRSC is defined using NQNMODE=NAME, then *cdrsname* cannot conflict with the name of any non-CDRSC resource in that SNA-interconnected network.

In addition to the characters normally acceptable in a SNA name, the *cdrsname* can include the following wildcard characters:

Asterisk (*)

Represents zero or more unspecified characters. An asterisk can be used as the second through eighth character.

Question mark (?)

Represents a single unspecified character. A question mark can be used as the first through eighth character.

When wildcard characters are used in the *cdrsname* value, this is considered to be a model CDRSC definition, from which clone CDRSCs can later be created.

Restriction: The *cdrsname* value (including wildcard characters) for all model CDRSCs must be unique within a given host (including model applications) regardless of the value of the NQNMODE operand or NQNMODE start option. For example, two model CDRSC definitions named CD??* in NETA and CD??* in NETB cannot be activated at the same time on the same host even if NQNMODE=NQNAME is used for one or both of these model CDRSCs because the *cdrsname* value is not unique.

CONFGDS

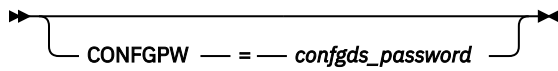
►► ————— ◄◄
CONFGDS — = — *confgds_name*

statements: VBUILD

dependencies: none

Specifies a 1–8 character data definition name that identifies the configuration restart data set defined by the user for this major node. Include a DD statement that has this data definition name in the VTAM start procedure.

CONFGPW



statements:

VBUILD

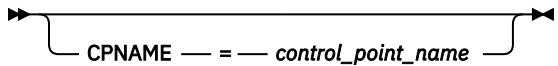
dependencies:

CONFGDS

Specifies the 1–7 character alphanumeric password that VTAM uses to access the configuration restart data set. If you do not code CONFGPW, but VSAM requires it, VSAM prompts the VTAM operator for the correct password when VTAM attempts to open the data set.

Code CONFGPW only if you code CONFGDS.

CPNAME



statements:

GROUP, CDRSC

dependencies:

REGISTER=NO

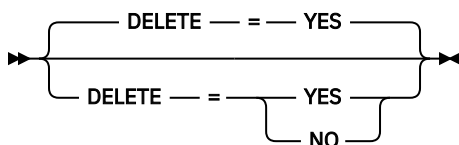
Identifies the resource's owning control point name. To allow definition of casually connected resources, this operand can be fully qualified with a network ID. If you define an APPN resource to update the APPN directory the CPNAME is required.

CPNAME can be the same name as the host's control point name (SSCP name). However, CPNAME cannot match the name of the CDRSC minor node.

If the CPNAME or NETSRVR name is qualified with a network ID, that network ID is used regardless of the NETID operand value. Otherwise, the value of the NETID operand is used to qualify the name. If NETID is not coded, CPNAME and NETSRVR are qualified with the host's network ID.

Note that for the cross-domain resource major node, CPNAME and REGISTER are conflicting options. If you code CPNAME and a REGISTER value of anything other than NO, an error message is issued and REGISTER is set to NO.

DELETE



statements:

CDRSC

dependencies:

model CSRSCs only

Indicates whether any clone CDRSC built from this model CDRSC will be deleted when all of the clone CDRSC's sessions have terminated or the clone CDRSC is deactivated.

DELETE=YES


Indicates that any clone CDRSC built from this model CDRSC will be deleted when all of the clone CDRSC's sessions have terminated or when that clone CDRSC is deactivated.

DELETE=NO

Indicates that any clone CDRSC built from this model CDRSC will be retained when all of the clone CDRSC's sessions have terminated or when that clone CDRSC is deactivated.

Tip: Deleting the clone CDRSCs immediately might result in storage thrashing (freeing and getting clone CDRSCs) and search thrashing (losing search history and then rebuilding it). However, retaining the clone CDRSCs means that they continue to consume system resources.

DLOGMOD



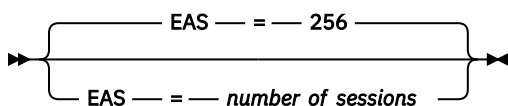
statements: *GROUP, CDRSC*

dependencies: *MODETAB*

Specifies the name of the default logon mode table entry used by default if one is not otherwise provided. If you do not code this operand and the name of a logon mode table entry is not otherwise provided, VTAM uses the first entry in the applicable logon mode table (specified on the MODETAB operand or used by default).

If you specify MODETAB, the entry must be in either the specified table or in ISTINCLM, an IBM-supplied default logon mode table. If you do not specify MODETAB, the entry must be in ISTINCLM. For more information on logon mode entries, see [“Logon mode table” on page 685](#).

EAS



statements: *GROUP, CDRSC*

dependencies: *valid only for ILUs (LOCADDR=0)*

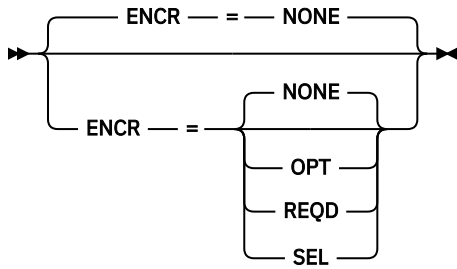
range: *0–65535*

Specifies the estimated number of concurrent sessions that will be active with this independent logical unit.

If your estimated value is greater than 256, for better performance, use the next higher multiple of 256.

You can use this operand in conjunction with the BSBUF buffer pool start option to support peak session levels. See [“Buffer Pool start option” on page 524](#) for information about BSBUF.

ENCR



statements:

GROUP, CDRSC

dependencies:

none

Specifies whether this resource has any special requirements for enciphering and deciphering messages.

ENCR=NONE

Specifies that this resource cannot engage in cryptographic sessions.

ENCR=OPT

Specifies that this resource can engage in cryptographic sessions, but allows the application program to determine whether to use cryptography.

ENCR=REQD

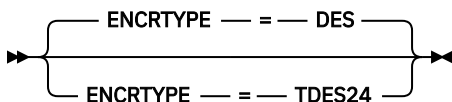
Specifies that VTAM must encipher all messages to and from this resource. If ENCR=REQD, no sessions can be established with this resource unless the host with which it is associated can handle cryptographic sessions.

ENCR=SEL

SEL has no meaning for CDRSC resources. If you specify ENCR=SEL, ENCR=OPT is used instead.

Note: The setting of ENCR in the Cross Domain Major Node is only acted upon for a resource owned by the VTAM in which it is coded, such as an independent LU (ILU).

ENCRTYPE



statements:

GROUP, CDRSC

dependencies:

none

Specifies the minimum type of encryption that VTAM should use on behalf of the application when performing session level encryption.

ENCRTYPE=DES

Specifies that VTAM must use a minimum of DES encryption with an 8-byte key when performing session level encryption. This is the default.

ENCRTYPE=TDES24

Specifies that VTAM must use a minimum of Triple_DES encryption with a 24-byte key when performing session level encryption.

Note: The ENCRTYPE value coded on the GROUP will be sifted down to the appropriate resource (CDRSC).

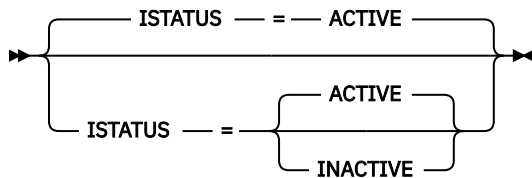
The SYSDEFed ENCRTYPE of a CDRSC resource can be changed at runtime through the MODIFY SECURITY command. See *z/OS Communications Server: SNA Operation* for specific details. However, the ENCRTYPE value will not be able to be downgraded. In other words, if the application is currently

operating at ENCRTYPE=TDSE24, then the encryption level cannot be changed to ENCRTYPE=DES using the MODIFY SECURITY command.

Note: If downgrading the security level is preferred, the current major node being used must be deactivated and another major node value must be coded.

In addition, a user may use the LOGMODE TABLE to override the ENCRTYPE value of the SLU based on the logmode entry being used. The ENCRTYPE value will not be able to be downgraded from TDSE24 to DES using the logmode table. Only TDSE24 can be specified for the encryption level (ENCRTYP). See “MODEENT macroinstruction” on page 687 for more information about MODEENT macroinstructions.

ISTATUS



statements:

GROUP, CDRSC

dependencies:

none

Specifies the initial status of this CDRSC.

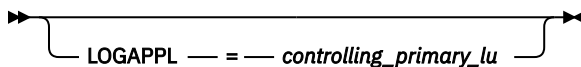
ISTATUS=ACTIVE

Specifies that this resource is logically active to this domain, which means that session-establishment requests can be sent to the adjacent SSCP using the resource. The resource is not necessarily active in its own domain.

ISTATUS=INACTIVE

Specifies that this resource is not logically active to this domain, though it is not necessarily inactive in its own domain. Session requests from this domain to the resource will fail.

LOGAPPL



statements:

GROUP, CDRSC

dependencies:

NetView or TSO

Identifies the name of the primary logical unit (PLU) that this logical unit will automatically log on to as a secondary logical unit (SLU) when this logical unit is activated. The name specified can also be a USERVAR, which will be resolved into its current value before being used to establish or redrive the session with the controlling primary logical unit.

For independent logical units, the LOGAPPL operand establishes a session with the primary logical unit designated on the LOGAPPL operand if a session does not currently exist with this logical unit. The session is established regardless of whether sessions with other logical units exist. The LOGAPPL operand cannot contain the name of an independent logical unit because independent logical units cannot be the controlling logical units for an automatic logon session.

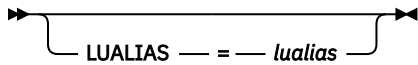
To ensure retry of a pending automatic logon, code the AUTORTRY or AUTOTI start options.

You can specify a network-qualified name for LOGAPPL. You cannot specify an LUALIAS name for LOGAPPL.

Note: If you specify the NetView or TSO program as the application program on the LOGAPPL operand, you will get unpredictable results in recovery situations.

For more information on establishing sessions, see [z/OS Communications Server: SNA Network Implementation Guide](#).

LUALIAS



statements:

GROUP, CDRSC

dependencies:

see description

Defines a 1–8 character name used by application programs in this domain to represent a cross-network or cross-domain resource that is defined under a NETWORK definition statement that precedes the CDRSC definition statement.

Note: LUALIAS is valid only for cross-domain and cross-network resources that are defined under a NETWORK definition statement, and is recommended only for cross-network CDRSCs which are defined using NQNMODE=NQNAME because same-network CDRSCs and NQNMODE=NAME CDRSCs are known by their unqualified resource names.

Session requests from this domain's application programs are routed to the CDRSC, when the destination resource has the same name as defined by LUALIAS. Session requests from any resource other than a VTAM application in this domain are routed to the resource in this domain with the same name.

If you define two CDRSCs with the same LUALIAS name, only one can be active at a time. This means that a shadow resource with an LUALIAS name that duplicates a real resource with the same LUALIAS name, regardless of whether the resource names for the two resources are the same, cannot be activated until the real resource is deactivated. A shadow resource that attempts to become active and cannot because it has an LUALIAS name that duplicates an active resource is put into RESET state. After it is in RESET state, the major node of the shadow resource must be deactivated, the active resource with the LUALIAS name must be deactivated, and then the major node of the shadow resource must be activated before the shadow resource can be activated.

An LU in shadow (which does not have a duplicate LUALIAS name) also can be activated when it comes out of shadow if the LU's initial status (ISTATUS operand) was active while it was in shadow, and the CDRSC that held the LU in shadow was not deactivated.

Note: LUALIAS takes effect only in the following situations:

- When the LUALIAS name has been defined for a resource that is defined on the CDRSC definition statement that is preceded by a NETWORK definition statement.
- For session requests that cross the application programming interface.
- For session requests whose origin or destination is the VTAM for which LUALIAS is coded. VTAMs along the session setup path are not involved with or affected by LUALIAS.

Note: LUALIAS can be used in DISPLAY commands issued in the VTAM where LUALIAS is defined. LUALIAS cannot be used in MODIFY or VARY commands, and cannot be specified for LOGAPPL.

LUALIAS is optional for cross-network or cross-domain resources predefined with the NETWORK definition statement. If it is not defined and there are duplicate names in the SNA network interconnection, application programs can use the network-qualified name [if PARMS=(NQNAMES=YES) is specified on the ACB macroinstruction] or any of the other types of alias name translation, such as:

- Alias name translation with NetView
- Session management exit routine
- USERVAR

Restriction: LUALIAS does not work with ALIAS name translation (regardless of whether translation is performed by NetView or the Session Management Exit). If an ALIAS name is received on a session setup

request from a resource that is predefined as a CDRSC with an LUALIAS, then the received ALIAS name is presented to local applications, rather than the predefined LUALIAS name.

If you are predefining this resource just to specify an LUALIAS, consider coding LUAPFX on the APPL definition statement which does not support network-qualified names and allow the CDRSC to be created dynamically. VTAM will dynamically generate an LUALIAS for each dynamic cross-network CDRSC as needed. See “LUAPFX” on page 56 for more information about dynamic LUALIAS.

MAXSESS

MAXSESS — = — *max_number_LU-LU_sessions*

<i>statements:</i>	<i>GROUP, CDRSC</i>
<i>dependencies:</i>	<i>Independent LUs attached to an NCP</i>
<i>range:</i>	<i>1–65535</i>

Specifies the maximum number of concurrent LU-LU sessions in which an independent LU can participate. The MAXSESS value applies to each connection the LU is using to establish LU-LU sessions. For example, if MAXSESS=2 was specified for LUA and LUA appears on three PUs, LUA can have two sessions on each of the three PUs for a total of six sessions.

If you do not code MAXSESS, or code a value outside the range, the MAXSESS value set in the NCP definition is used.

Note: You should not exceed the MAXSESS value coded on the NCP's BUILD macro. VTAM does not check the value coded here against the value coded on the NCP's BUILD macro. Session setups will fail if the maximum number of sessions attempted exceeds the MAXSESS value coded on the NCP's BUILD macro.

MDLENT

MDLENT — = — *model_name_table_entry_name*

<i>statements:</i>	<i>GROUP, CDRSC</i>
<i>dependencies:</i>	<i>MDLTAB</i>

Specifies the name of the model name table entry to be used for this logical unit.

If you code the MDLENT operand, you must also code the MDLTAB operand. If you omit MDLENT and include MDLTAB, VTAM uses the first entry in the table named in MDLTAB.

MDLTAB

MDLTAB — = — *model_name_table_name*

<i>statements:</i>	<i>GROUP, CDRSC</i>
<i>dependencies:</i>	<i>none</i>

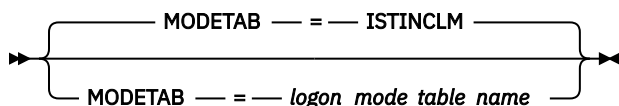
Specifies the name of the model name table to be used for the logical unit. See “Model name table” on page 708 for a description of how to define a model name table.

If you omit the MDLTAB operand, VTAM will not provide the name of the model name table to the application during LU-LU session initiation. However, you can provide the model name in other ways. You can enter it from the terminal on the MODEL operand of the LOGON command, or VTAM can send it to the

application program in a formatted session-initiation request. See [“LOGON command” on page 748](#) for more information on the MODEL operand of the LOGON command.

The operator can use the MODIFY TABLE command to dynamically replace a model name table. See [z/OS Communications Server: SNA Operation](#) for more information about the MODIFY TABLE command.

MODETAB



statements:

GROUP, CDRSC

dependencies:

none

Specifies the name of a logon mode table to be used for the logical unit. The name you code must be the name of a logon mode table created as described in [“Logon mode table” on page 685](#). If you do not code a logon mode table for the logical unit on the MODETAB operand, an IBM-supplied default logon mode table (ISTINCLM) is used. If you specify a table, both the table you specify and the default table are used.

name

<pre> graph LR A["name"] </pre>		<pre> graph LR A["name"] </pre>	
<i>statements:</i>	VBUILD, NETWORK	<i>statements:</i>	GROUP

On VBUILD

name is optional. If a syntax or definition error is detected with this statement during activation of the major node, *name* appears in the message issued to identify the error.

The optional *name* you give to this definition statement can be the same as the name VTAM gives to a major node and its definitions when they are filed in the VTAM definition library. The name VTAM gives to the major node is used when messages are issued regarding the node's status.

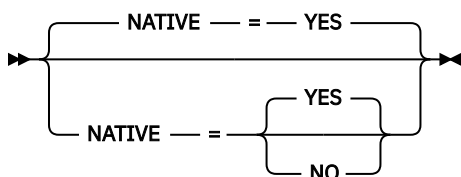
On NETWORK

Identifies this statement in error messages from the VTAM system definition processor. To avoid confusion, use the same value for both *name* and the NETID operand. *name* is optional, but its use is highly recommended.

On GROUP

Specifies the required name of the CDRSC group.

NATIVE



statements:

GROUP, CDRSC

dependencies: *none*

Indicates that the resource is located in the native APPN subnetwork or across an APPN subnetwork boundary.

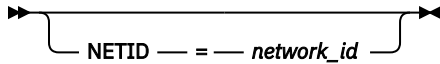
NATIVE=YES

Indicates the resource is located in this APPN subnetwork, or across an SNI connection that originates in this APPN subnetwork.

NATIVE=NO

Indicates that the resource is located across an APPN network or subnetwork boundary.

NETID



statements: *NETWORK*

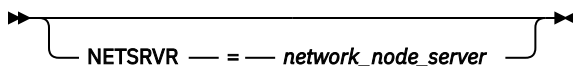
dependencies: *none*

Specifies an optional 1–8 character identifier of the network in which the CDRSC, or set of CDRSCs, resides. This NETID pertains to the CDRSC, or set of CDRSCs, defined after the NETWORK definition statement and before any other NETWORK definition statement in the same set of definitions.

Note:

1. If a CDRSC is defined with a network ID of the host network, the resource is considered real.
2. A CDRSC defined with a network ID of the host network must reside in the host network.
3. The use of the national character, #, is discouraged, because this character might not be present on keyboards of terminals produced in other countries. Because # might not be available on all terminals, SNA architecture specifically excludes # from the list of valid characters that can be used for defining network identifiers (NETIDs). Although VTAM allows you to use #, other products might enforce this restriction.

NETSRVR



statements: *GROUP, CDRSC*

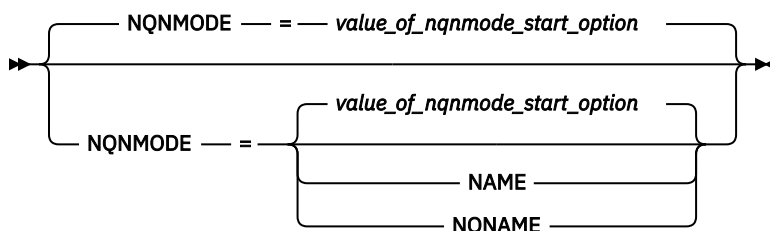
dependencies: *APPN only*

Identifies the resource's network node server. To allow predefinition of casually connected resources, this operand can be fully qualified with a network ID. If the operand is not network-qualified, the NETID value coded on the NETWORK statement is used.

The NETSRVR operand can have the same name as the host's control point name if the node is the network node server. However, NETSRVR cannot match the name of the CDRSC minor node.

Note: Specifying this operand does not initiate CP-CP sessions with the network node server. The name is used only to suggest a network node server for a control point.

NQNMODE



statements: *GROUP, CDRSC*

dependencies: *valid only for resources defined under the NETWORK statement*

Indicates whether VTAM defines the cross-network resource by its non-network-qualified name and its network-qualified name or by only its network-qualified name.

NQNMODE is valid only for cross-domain and cross-network resources that are defined under a NETWORK definition statement. Same-network CDRSCs are always considered to be defined with NQNMODE=NAME because these resources are always identified by their non-network-qualified names.

When NQNMODE is specified on the CDRSC definition statement, it overrides the value specified on the NQNMODE start option. Dynamic CDRSCs are controlled by the NQNMODE start option.

Table 14 on page 118 shows the various ways NQNMODE applies to different types of CDRSCs.

NQNMODE=NAME

The cross-network resource is defined by both its network-qualified name and its non-network-qualified name. The same-network CDRSC is always considered to be defined using NQNMODE=NAME because it is always identified by its non-network-qualified name. This is the mode in which pre-V4 releases of VTAM operate.

If a CDRSC is defined using NQNMODE=NAME (either by definition or start option), then no other resource can be defined to that host by the same non-network-qualified name.

NQNMODE=NQNAME

The cross-network resources is defined by its network-qualified name and is not defined to this host by its non-network-qualified name.

If you have duplicate names in your SNA-interconnected networks and want to avoid using other forms of alias name translation, you can specify (either by definition or start option) NQNMODE=NQNAME.

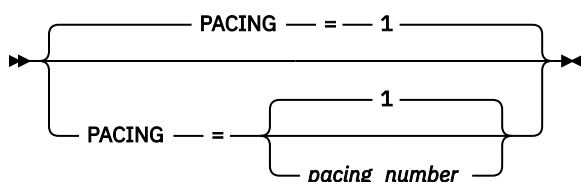
Table 14. How NQNMODE relates to CDRSCs

Type of CDRSC	CDRSC or start option	NQNMODE=NAME	NQNMODE=NQNAME
Predefined CDRSCs with NETID	CDRSC and start option (CDRSC overrides start option)	Cross-network resources defined by their non-network-qualified names and their network qualified names	Cross-network resources defined by their network-qualified names only
Predefined CDRSCs without NETID	Neither (NQNMODE not applicable)		

Table 14. How NQNMODE relates to CDRSCs (continued)

Type of CDRSC	CDRSC or start option	NQNMODE=NAME	NQNMODE=NQNAME
Dynamic CDRSCs defined by their network-qualified names and their implied alias names (consisting of their non-network-qualified names and the network identifiers of their session partners).	Start option	CDRSCs defined by their non-network-qualified names and their network qualified names	CDRSCs defined by their network-qualified names
Same-network CDRSCs and native independent LUs	Neither (NQNMODE not applicable)	Has no effect. Network-qualified name and non-network-qualified name are considered equivalent.	Has no effect. Network-qualified name and non-network-qualified name are considered equivalent.
Nonnatively attached independent LUs defined as LUs with LOCADDR=0 coded	Start option	CDRSCs defined by their non-network-qualified names and their network qualified names	CDRSCs defined by their network-qualified names only
Nonnatively attached independent LUs defined as CDRSCs	CDRSC and start option (CDRSC overrides start option)	CDRSCs defined by their non-network-qualified names and their network qualified names	CDRSCs defined by their network-qualified names only

PACING



statements:

GROUP, CDRSC

dependencies:

none

range:

0-63

Specifies how VTAM is to pace the flow of data from the boundary node, which performs pacing for a channel-attached SNA device, to the SLU. The PACING value is not used in all configurations. See [z/OS Communications Server: SNA Network Implementation Guide](#).

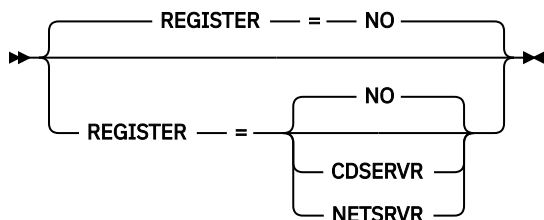
Note:

1. PACING=0 indicates that no pacing is performed for sessions with the logical unit.
2. You can use the FIXED option on this operand. FIXED is an NCP option that allows you to override adaptive session pacing and use fixed pacing instead.

To use the FIXED option, you must code (N,,FIXED). The second comma represents M or a minimum value that is used by some pre-ENA nodes.

For more information on pacing, see [z/OS Communications Server: SNA Network Implementation Guide](#).

REGISTER



statements:

GROUP, CDRSC

dependencies:

CPNAME; APPN only

Specifies how a resource should be registered on a definition statement.

Note that for the cross-domain resource major node, CPNAME and REGISTER are conflicting options. If you code CPNAME and a REGISTER value of anything other than NO, an error message is issued and REGISTER is set to NO.

REGISTER=CDSVR

Indicates that an end node resource is registered to a network node server and directory resource registration is requested for it. A network node resource is registered at the central directory server. If the node is configured as a central directory server, this value has the same effect as NO.

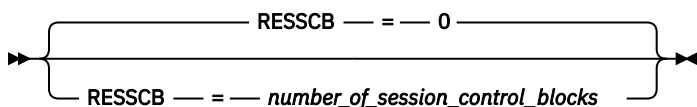
REGISTER=NETSRV

Indicates that the end node resource should be registered to the network node server, but that directory resource registration should not be requested for it.

REGISTER=NO

Indicates that the resource should not be registered.

RESSCB



statements:

GROUP, CDRSC

dependencies:

valid only for type 2.1

range:

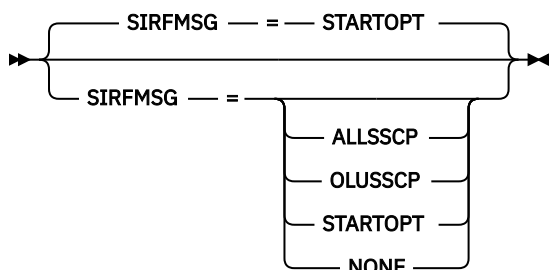
0-65535

Specifies the number of session control blocks reserved by the NCP for the logical unit.

This operand applies only to type 2.1 peripheral nodes.

For information about NCP restrictions on this operand, see *NCP, SSP, and EP Resource Definition Reference*.

SIRFMSG



statements:

GROUP, CDRSC

dependencies:

none

Controls the display of error messages IST663I, IST664I, IST889I, and their message groups. These messages are issued when a session initiation request originated by this CDRSC fails because trial and error routing, using an adjacent SSCP table, exhausted the table and was unable to locate the destination LU. The messages might also be issued when a session initiation request (or searches that may not result in a session being established) to this CDRSC fails for similar reasons. The messages might also be issued when an APPN locate search request fails to locate a target resource.

The SIRFMSG operand setting on the CDRSC controls the ASIRFMSG, DSIRFMSG, ESIRFMSG, FSIRFMSG, LSIRFMSG, RSIRFMSG, and SIRFMSG start option processing. See [“Descriptions of start options”](#) on page 516 for more details.

When a value other than SIRFMSG=STARTOPT is specified for a CDRSC, the resource level setting of SIRFMSG overrides whatever SIRFMSG start option setting is in effect at the node. If both resources (origin and destination logical units) for a given session initiation request have SIRFMSG values other than SIRFMSG=STARTOPT specified, then the less restrictive setting (where ALLSSCP is less restrictive than OLUSSCP which in turn is less restrictive than NONE) will be used to determine if the error messages are issued. When CPNAME= is coded on a CDRSC, the SIRFMSG setting will also be used to override the LSIRFMSG start option setting for APPN locate searches.

Tip: When SIRFMSG is used to override the LSIRFMSG start option, then ALLSSCP is equivalent in function to ALLNNS and OLUSSCP is equivalent in function to OLUNNS.

SIRFMSG=ALLSSCP

Specifies that messages are issued for all session initiation request failures involving this CDRSC. For APPN locate searches SIRFMSG=ALLSSCP will result in failure messages being issued for searches when this node is acting as a network node.

SIRFMSG=OLUSSCP

Specifies that messages are issued only when the VTAM owning this CDRSC is the origin logical unit (OLU) SSCP for the failing session initiation request. For APPN locate searches, SIRFMSG=OLUSSCP will result in failure messages being issued for searches where this node is acting as a network node server for the OLU or when acting as the origin directory server of the search.

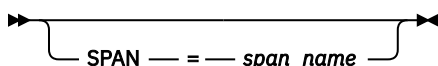
SIRFMSG=STARTOPT

Specifies that the value of the SIRFMSG start option is to be used for this resource. This is the default setting.

SIRFMSG=NONE

Specifies that no messages are issued for any searches involving this CDRSC.

SPAN



<i>statements:</i>	<i>GROUP, CDRSC</i>
<i>dependencies:</i>	<i>NetView</i>

Defines a span of control for VTAM minor node resources. Code this operand if you are using the NetView program. For a full description, see *IBM Tivoli NetView for z/OS Installation: Configuring Graphical Components*.

The NetView Program checks the SPAN value, but VTAM ignores it.

SRCOUNT

SRCOUNT — = — *number_of_search_requests*

<i>statements:</i>	<i>GROUP, CDRSC</i>
<i>range:</i>	<i>0–65535</i>
<i>dependencies:</i>	<i>SRCHRED start option</i>

Specifies for this resource how many search requests can be limited before VTAM performs another resource discovery search. It is meaningful only when search reduction is active (SRCHRED=ON). This operand overrides the value of the SRCOUNT start option for this CDRSC.

Note:

1. If SRCOUNT=0 is coded, then the search count threshold is not used and the SRTIMER value alone will control when to attempt another search.
2. If neither SRCOUNT or SRTIMER is coded on the CDRSC statement and SRCHRED=ON, then the SRCOUNT and SRTIMER start option values will be used.
3. If SRCOUNT is coded, an APPN directory entry will be created (if one does not exist for the resource) in addition to the CDRSC defined by this definition statement.

SRTIMER

SRTIMER — = — *number_of_seconds*

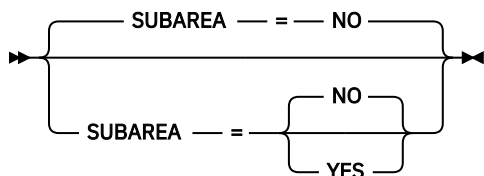
<i>statements:</i>	<i>GROUP, CDRSC</i>
<i>range:</i>	<i>0–65535</i>
<i>dependencies:</i>	<i>SRCHRED start option</i>

Specifies the number of seconds that a search reduction entry limits incoming search requests or session requests. SRTIMER is meaningful only when search reduction is active (SRCHRED=ON). This operand overrides the value of the SRTIMER start option for this CDRSC.

Note:

1. If SRTIMER=0 is coded, then the search time threshold is not used and the SRCOUNT value alone will control when to attempt another search.
2. If neither SRTIMER or SRCOUNT is coded on the CDRSC statement and the SRCHRED=ON, then the SRCOUNT and SRTIMER start option values will be used.
3. If SRCOUNT is coded, an APPN directory entry will be created (if one does not exist for the resource) in addition to the CDRSC defined by this definition statement.

SUBAREA



statements:

GROUP, CDRSC

dependencies:

none

Indicates whether or not a CDRM session must be crossed to reach the resource.

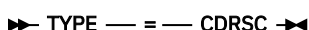
SUBAREA=NO

Indicates that the resource can be reached using an entirely APPN path.

SUBAREA=YES

Indicates that a subarea CDRM session must be used to reach the resource (for example, the resource is located in or through a subarea network).

TYPE



statements:

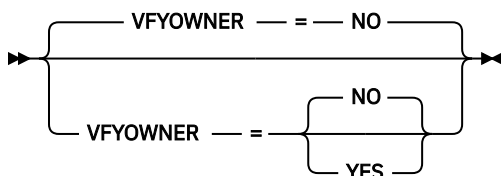
VBUILD

dependencies:

none

Indicates a CDRSC major node. This operand is required.

VFYOWNER



statements:

GROUP, CDRSC

dependencies:

subarea sessions

Specifies whether owner verification takes place when sessions are attempted with this resource.

Note: Owner verification is supported only in subarea sessions.

VFYOWNER=YES

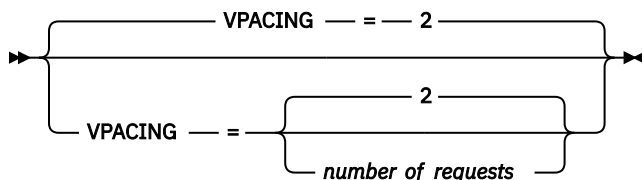
Specifies that the session is rejected if the owner specified on the CDRSC does not match the owner specified in the session initiation request. VFYOWNER=YES is valid only if:

- The CDRSC is predefined with the NETID operand on the NETWORK definition statement.
- You code CDRM=cdrmname.

VFYOWNER=NO

Specifies that, if the owning SSCP received on an initiation request does not match the owner specified on the CDRSC, the CDRSC is updated with the owning SSCP name received, unless the CDRSC is across the APPN-subarea boundary and CDRM=cdrmname is coded.

VPACING



statements: *GROUP, CDRSC*

dependencies: *none*

range: *0–63*

Specifies how VTAM paces the flow of data from the boundary node containing the PLU to the boundary node that performs pacing for a channel-attached SNA device.

number_of_requests specifies the maximum number of normal-flow requests that the PLU sends for a given LU-LU session before waiting for a pacing response. No further normal-flow requests can be sent to the logical unit until it is ready to receive them.

Note: You can use the FIXED option on this operand. FIXED is an NCP option that allows you to override adaptive session pacing and use fixed pacing instead.

To use the FIXED option, you must code (N,,FIXED). The second comma represents M or a minimum value that is used by some pre-ENA nodes.

For more information on pacing, see [z/OS Communications Server: SNA Network Implementation Guide](#).

Cross-Domain resource manager (CDRM) major node

To define a cross-domain resource manager (CDRM) major node, code a VBUILD definition statement for the major node, and a CDRM definition statement for each minor node.

You can define one or more major nodes for CDRMs.

For SNA network interconnection, define a cross-domain resource manager major node with:

- A VBUILD definition statement
- Optional NETWORK definition statements
- One or more CDRM definition statements
- Optional GWPATH definition statements

Note: Within a domain, one cross-domain resource manager, called an external CDRM, must be defined for every other domain (in this network or another network) with which this domain directly communicates. Each domain must also have only one definition for its own cross-domain resource manager, called the host CDRM.

Table 15. Cross-Domain resource manager major node definition statement and operands

Name	Definition statement	Operands	Page	Req	Sift effect	Default	Restrictions, dependencies
name	VBUILD	TYPE=CDRM	“TYPE” on page 144	R			

Table 15. Cross-Domain resource manager major node definition statement and operands (continued)

Name	Definition statement	Operands	Page	Req	Sift effect	Default	Restrictions, dependencies
		CONFGDS	“CONFG DS” on page 136				
		CONFGPW	“CONFG PW” on page 136				CONFGDS
name	NETWORK	NETID					
cdrmname	CDRM	SUBAREA	“SUBAR EA” on page 143	R			
		CAPACITY	“CAPACITY” on page 134			8K	VRTG=YES; APPN only
		CDRDYN	“CDRDYN” on page 134			NO	
		CDRSC	“CDRSC” on page 135			REQ	SSCP-SSCP sessions
		COSTBYTE	“COSTBYTE” on page 136			0	VRTG=YES; APPN only
		COSTTIME	“COSTTIME” on page 136			0	VRTG=YES; APPN only
		DISJOINT	“DISJOINT” on page 137			NO	APPN only
		ELEMENT	“ELEMENT” on page 137			1	

Table 15. Cross-Domain resource manager major node definition statement and operands (continued)

Name	Definition statement	Operands	Page	Req	Sift effect	Default	Restrictions, dependencies
		GWSELECT	“GWSELECT” on page 138			YES	cross-network CDRMs
		HPR	“HPR” on page 139			YES	VRTG=YES; APPN only; NODETYPE; HOSTSA;external CDRM definitions only
		ISTATUS	“ISTATUS” on page 139			ACTIVE	
		NN	“NN” on page 140				VRTG=YES; APPN only
		PDELAY	“PDELAY” on page 141			TERRESTR	VRTG=YES; APPN only
		RECOVERY	“RECOVERY” on page 142			YES	
		SECURITY	“SECURITY” on page 142			UNSECURE	VRTG=YES; APPN only
		SPAN	“SPAN” on page 143				NetView
		TGP	“TGP” on page 144				VRTG=YES; APPN only
		UPARM1	“UPARM1” on page 144			128	VRTG=YES; APPN only
		UPARM2	“UPARM2” on page 144			128	VRTG=YES; APPN only
		UPARM3	“UPARM3” on page 145			128	VRTG=YES; APPN only

Table 15. Cross-Domain resource manager major node definition statement and operands (continued)

Name	Definition statement	Operands	Page	Req	Sift effect	Default	Restrictions, dependencies
		VPACING	“VPACING” on page 145			63	
		VRTG	“VRTG” on page 145			VRTG start option	APPN only; NODETYPE; HOSTSA
		VRTGCPCP	“VRTGCPCP” on page 146			VRTGCPCP start option	VRTG=YES; APPN only; NODETYPE; HOSTSA
name	GWPATH	ADJNET	“ADJNET” on page 132			netid	
		ADJNETCS	“ADJNETCS” on page 133			ISTVTCOS	
		ADJNETEL	“ADJNETEL” on page 133			1	ADJNET
		ADJNETSA	“ADJNETSA” on page 133				
		ELEMENT	“ELEMENT” on page 137			1	
		GWN	“GWN” on page 138				PUNAME on BUILD
		SUBAREA	“SUBAREA” on page 143				

Legend:

R

Required operand.

Cross-domain resource manager (CDRM) major node coding notes

This information contains coding notes for the cross-domain resource manager major node.

VBUILD definition statement

Code a VBUILD definition statement to define a cross-domain resource manager major node.

NETWORK definition statement

Code the NETWORK definition statement in an SNA-interconnected network, to name the network in which each of the CDRMs being defined resides. The NETWORK definition statement appears after the VBUILD definition statement and immediately before one or more CDRM definition statements defining CDRMs residing in the network.

You can include more than one NETWORK definition statement in a CDRM major node definition. If you include consecutive NETWORK definition statements (without intervening CDRM definitions), only the last one is used.

If no NETWORK definition statement exists before one or more CDRM definition statements, the CDRMs are assumed to reside within this VTAM network. The network name for this network is the name specified on the NETID start option for the VTAM in which the definition is filed.

Note: There are two considerations regarding a receiving (internal) CDRM and session setup:

- If the receiving CDRM is not a gateway SSCP, and its definition for an external CDRM does not include NETID, then its VTAM will accept whatever NETID is sent during session setup, regardless of whether it is correct. The CDRM session will set up, but LU-LU sessions will not. To prevent the above, code GWSSCP=YES on the receiving CDRM definition, or code NETID on the NETWORK definition statement of all external CDRMs.
- If the receiving CDRM is a gateway SSCP, and no NETID is coded for an external CDRM, then the NETID sent during session setup must match the value on the NETID start option of the receiving host or the session will not set up.

CDRM definition statement

Code a CDRM definition statement to define the host CDRM and each external CDRM that will be in direct communication with this domain. Define the host CDRM before defining any external CDRMs.

GWPATH definition statement

Code a GWPATH definition statement to define a possible cross-network session path between the gateway host CDRM and a CDRM in another network.

The gateway path (GWPATH) definition statement is optional. You should code a GWPATH definition statement only if VTAM is started with GWSSCP=YES.

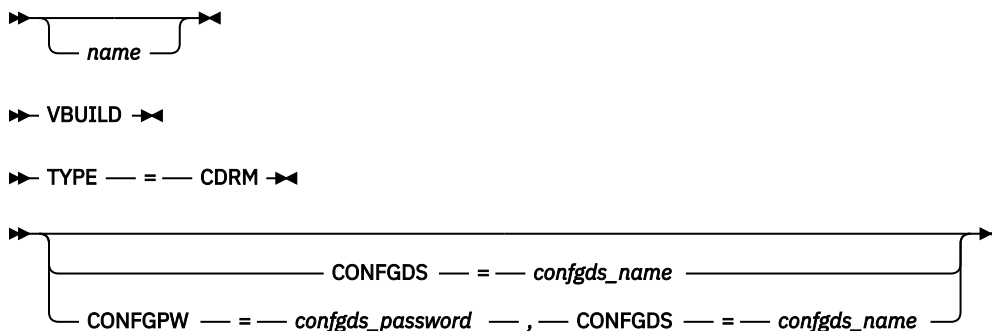
One or more GWPATH definition statements can follow a CDRM definition statement for a CDRM in another network. VTAM processes GWPATH definition statements in the order in which they are assigned. Before VTAM uses the list, the GWPATH definition statement assigned for the SSCP-SSCP session is placed first in the list.

Note: The operands on the GWPATH definition statement are listed here in alphabetical order for easy reference. However, you might find it easier to study and code them in this order: GWN, SUBAREA, ELEMENT, ADJNET, ADJNETSA, ADJNETEL, and ADJNETCS.

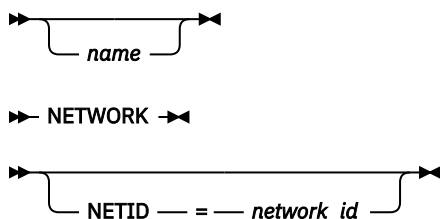
Cross-domain resource manager (CDRM) major node full syntax

The full syntax for the cross-domain manager (CDRM) major node follows. The syntax for each operand is repeated in [“Cross-domain resource manager \(CDRM\) major node operand descriptions”](#) on page 132.

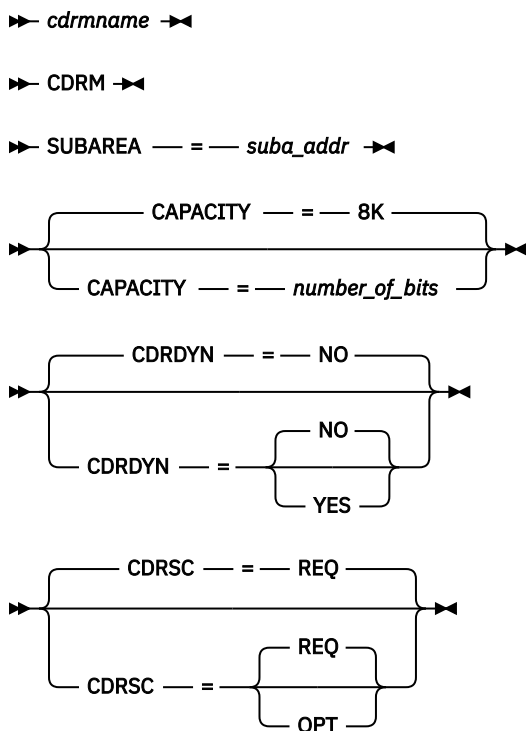
VBUILD

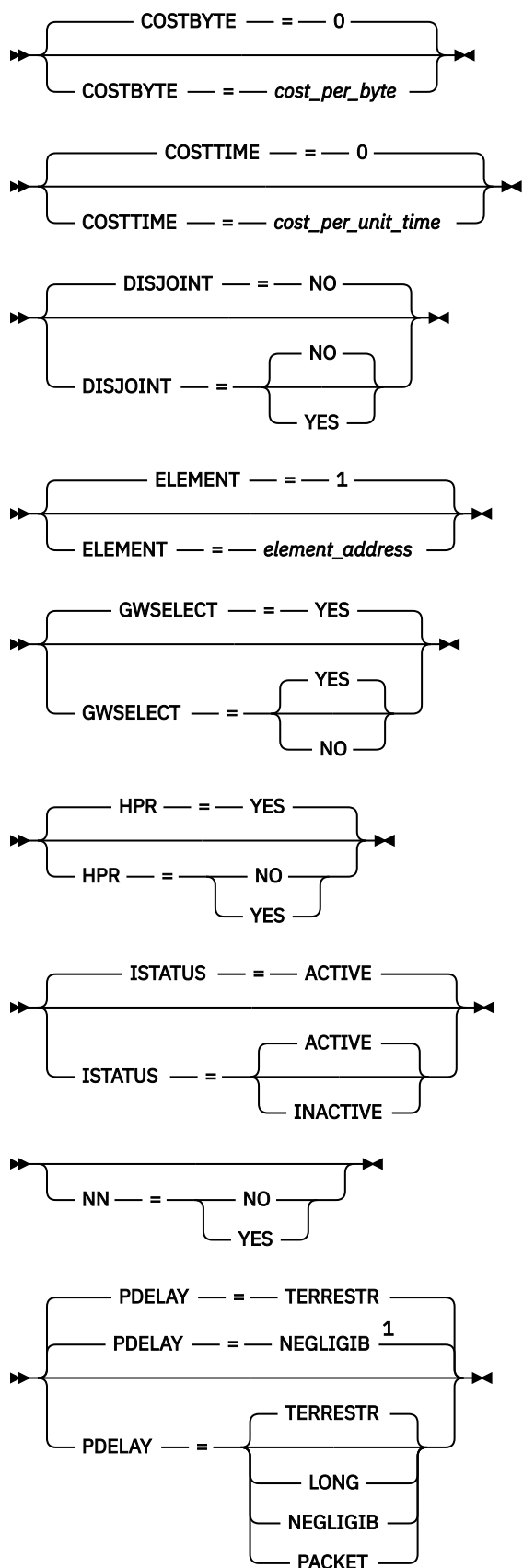


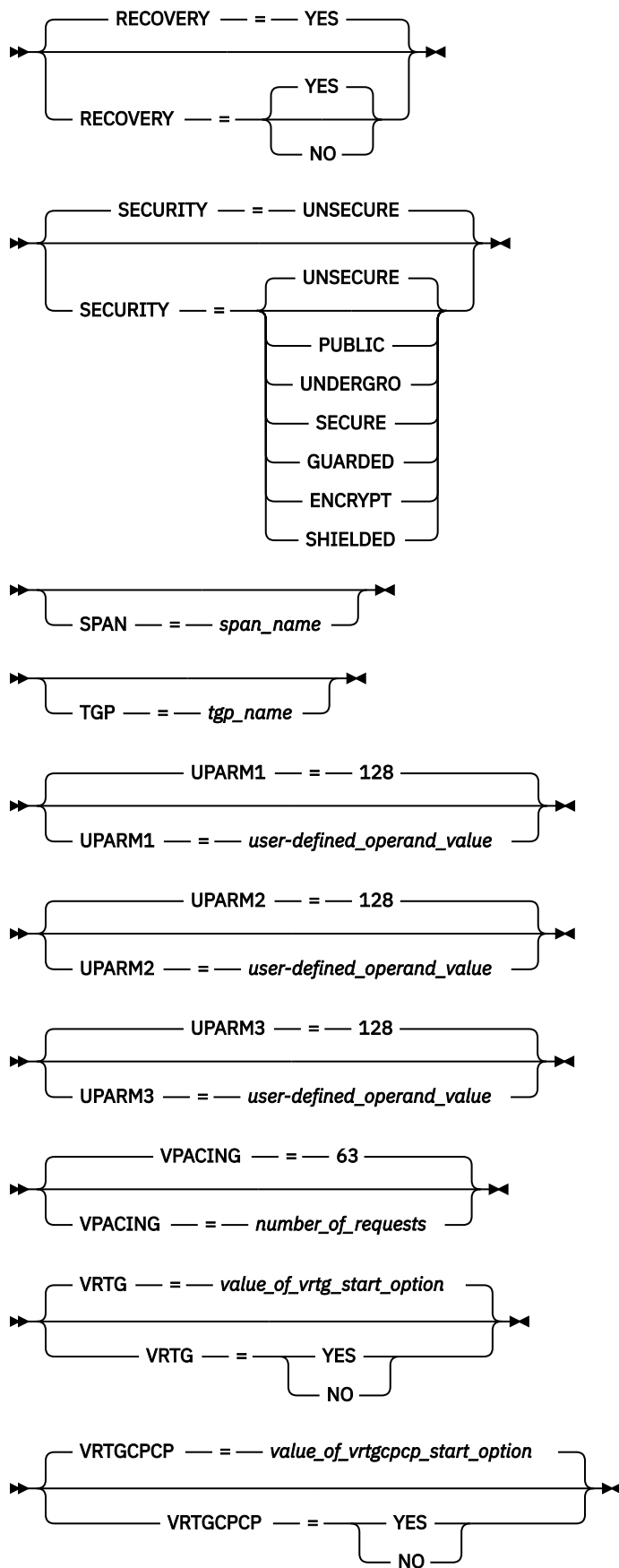
NETWORK



CDRM



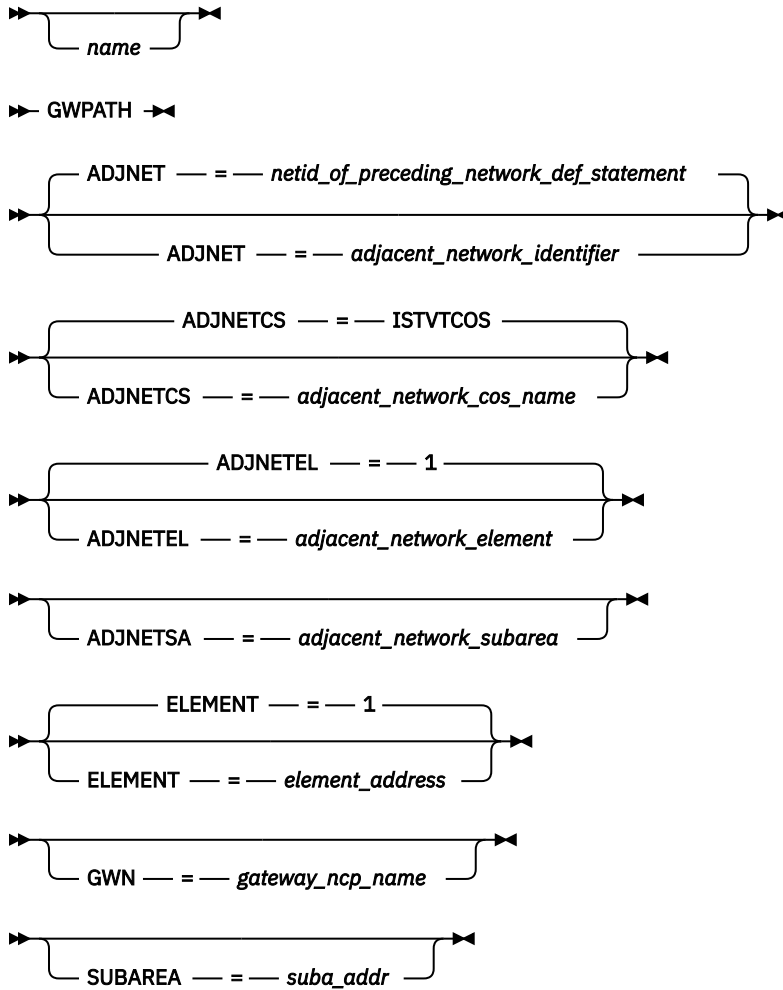




Notes:

¹ NEGLIGIB is the default if the TRLE operand is coded.

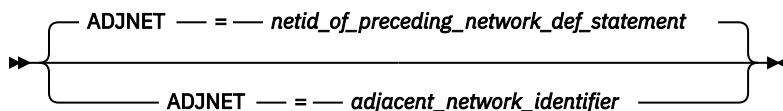
GWPATH



Cross-domain resource manager (CDRM) major node operand descriptions

The following information describes the operands you can code for the cross-domain resource manager (CDRM) major node.

ADJNET



statements:

GWPATH

dependencies:

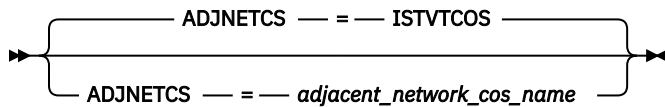
none

Specifies, for this cross-network session path to the CDRM through the associated gateway NCP, the ID of the network that is adjacent to the gateway SSCP's network. The gateway NCP is determined either by the GWN operand or by the SUBAREA operand.

If you do not code ADJNET, the adjacent network defaults to the ID of the network defined on the preceding NETWORK definition statement. The value coded must not be the same as the host's network ID.

Note: In a back-to-back configuration, if multiple GWPATH definition statements are filed describing multiple GWN paths to the same CDRM, and those statements specify the same ADJNET, the ADJNETSA and ADJNETEL values must agree on all the GWPATH definition statements.

ADJNETCS



statements: *GWPATH*

dependencies: *none*

Specifies the 8-character name that defines the Class of Service (CoS) table entry to be used for the SSCP-SSCP session. The table entry is located in the network that is adjacent to the gateway SSCP's network.

This operand must be coded if you do not want VTAM to go to the NetView alias application to determine the CoS name for the SSCP-SSCP session. If this operand is not coded, the adjacent CoS name defaults to ISTVTCOS, and the alias application, if active, is called with the default name.

ADJNETEL



statements: *GWPATH*

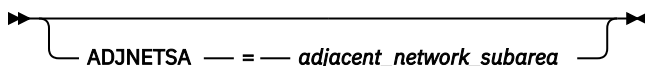
dependencies: *ADJNET*

range: *1-32767*

Specifies the element address of the CDRM for the adjacent network. Code ADJNETEL if the actual network of the CDRM is not the same as ADJNET and the default value of 1 is not correct.

Although it is not required, you should code ADJNETEL for all GWPATH definition statements. Its value should be the same as that defined on the ELEMENT operand of the GWNAU definition statement. If the GWNAU definition statement is not coded, ADJNETEL should be the same as the element number of the adjacent SSCP.

ADJNETSA



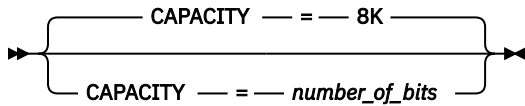
statements: *GWPATH*

dependencies: *none*

range: *1-65535*

Specifies the subarea address of the CDRM for the adjacent network. Code ADJNETSA for all GWPATH definition statements.

CAPACITY



statements:

CDRM

dependencies:

VRTG=YES coded; APPN only

range:

1 - 1000Kb

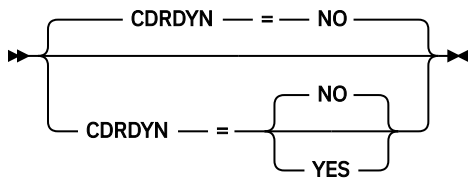
1 - 1000Mb

1 - 100Gb

Specifies the effective capacity of the link that comprises the transmission group (TG). Specify the value in Kb per second (for example, 100K), Mb per second (for example, 100M), or Gb per second (for example, 10G). This number approximates the bits per second that the link can transmit (the transmission rate of the link, times the maximum load factor expressed as a percentage).

Note: Because the value for capacity is represented as a single byte, the precision of the specified number of bits might be lost. For example, numbers that are close (such as 100K and 101K) can be interpreted by VTAM, and displayed, as the same value. See [Table 34 on page 444](#) for a list of CAPACITY values you can specify and their corresponding values when displayed.

CDRDYN



statements:

CDRM

dependencies:

none

Specifies whether the host CDRM is authorized to dynamically define CDRSC representations of cross-domain or cross-network resources when a session request is received from or sent to an adjacent SSCP or CP.

CDRDYN=NO

Causes the failure of any cross-domain or cross-network session request for a cross-domain or cross-network resource that has no predefined CDRSC entry.

CDRDYN=YES

Authorizes dynamic definition of cross-domain or cross-network resources by the host CDRM, eliminating the need to predefine certain CDRSCs. Both origin logical units and destination logical units can be dynamically defined. Note that for subarea nodes (HOSTSA start option is specified), the DYNLU=YES operand is meaningful only when CDRDYN=YES.

Note:

1. To allow dynamic resource definition, code CDRDYN=YES on the CDRM definition statement for the VTAM host CDRM and CDRSC=OPT on the CDRM definition statement for the owning SSCP.
2. An intermediate host can also build dynamic definitions for CDRSCs.
3. The CDRDYN start option overrides the CDRDYN operand value. You can use the MODIFY VTAMOPTS command to change the value of CDRDYN.

cdrmname

➤ *cdrmname* ➤

statements:

CDRM

dependencies:

Should match the SSCPNAME start option of the CDRM being defined. Provides the name of the SSCP. It should match the name assigned to that SSCP in its own network by the SSCPNAME start option.

Specifies, in a multiple-domain network, the 1–8 character name of the cross-domain resource manager minor node of this network. For CDRMs in other networks, *cdrmname* is the name by which this VTAM identifies the other-network CDRMs. *cdrmname* is required for this network and other networks.

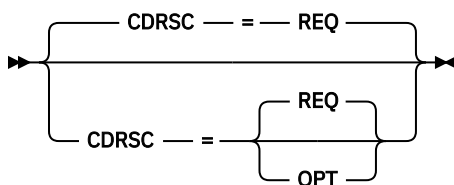
Because *cdrmname* is used in the ID operand of VTAM operator commands, it must be a name unique to this VTAM. As a result, the name fields of all CDRM definition statements that are active at one time must be unique and not conflict with other resource names in the same network. Because the CDRM definition statement in an adjacent SSCP table requires the SSCPNAME of an external CDRM when the CDRSC associated with the table has been coded with a NETWORK definition statement, you might have to change the labels on the CDRM definition statements.

To simplify system definition and the network operator's job, use the same name for the host CDRM and for the SSCPNAME start option if the NODETYPE start option is specified. If NODETYPE is coded in the start list and the names do not match, the following actions are taken:

- The host CDRM name is ignored and the SSCPNAME is required.
- Messages are generated to inform the operator that the SSCPNAME is being used instead of the host CDRM name.

Note: CDRM sessions might be affected by the name change. If you do not use the same *cdrmname*, the session might fail in some cross-network configurations.

CDRSC



statements:

CDRM

dependencies:

SSCP-SSCP sessions

Determines whether resources owned by the CDRM being defined by this statement can be dynamically defined at the time a session request is received from or sent to the external CDRM that manages the resource. The value you specify determines whether dynamic CDRSC definitions are allowed when cross-domain or cross-network session requests are received from or sent to certain domains.

Note: CDRSC is used only for SSCP-SSCP sessions.

CDRSC=OPT

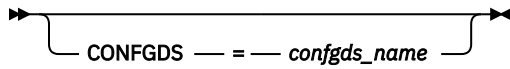
Authorizes dynamic definition of cross-domain or cross-network resources from this CDRM, eliminating the need to predefine certain CDRSCs.

To allow dynamic resource definition, code CDRSC=OPT on the CDRM definition statement for the owning SSCP and code CDRDYN=YES on the CDRM definition statement for the VTAM host CDRM.

CDRSC=REQ

Causes the failure of any cross-domain or cross-network request to or from this CDRM for a cross-domain resource that has no predefined CDRSC entry.

CONFGDS

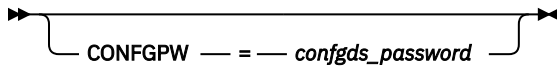


statements: VBUILD

dependencies: none

Specifies a 1–8 character data definition name that identifies the configuration restart data set defined by the user for this major node. Include a DD statement that has this data definition name in the VTAM start procedure.

CONFGPW



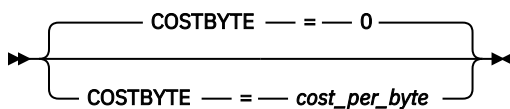
statements: VBUILD

dependencies: CONFGDS

Specifies the 1–7 character alphanumeric password that VTAM uses to access the configuration restart data set. If you do not code CONFGPW, but VSAM requires it, VSAM prompts the VTAM operator for the correct password when VTAM attempts to open the data set.

Code CONFGPW only if you code CONFGDS.

COSTBYTE



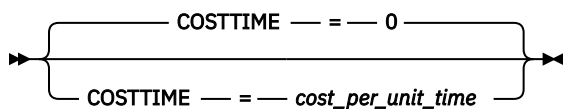
statements: CDRM

dependencies: VRTG=YES coded; APPN only

range: 0–255

Specifies a cost-per-byte-transmitted to be associated with the transmission group. A value of 0 is the least expensive cost per byte and 255 is the most expensive.

COSTTIME



statements: CDRM

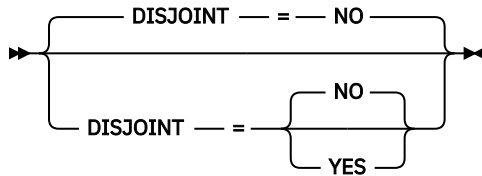
dependencies: VRTG=YES coded; APPN only

range:

0–255

Specifies a cost-per-unit-of-time to be associated with the transmission group. A value of 0 is the least expensive cost per unit of time and 255 is the most expensive.

DISJOINT



statements:

CDRM

dependencies:

APPN only

Indicates whether a search from an SSCP should be sent to another SSCP, when the SSCPs have matching NETIDs and their only connection is through an APPN network. If the NETIDs match, the coding of the DISJOINT operand determines whether the search is sent.

In effect, coding DISJOINT=NO restricts APPN searches, especially broadcast searches, from entering the subarea network multiple times through different interchange nodes (or even through the same interchange node).

DISJOINT=NO

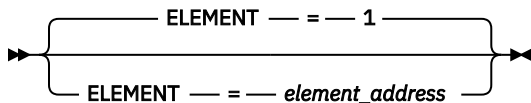
Indicates that the APPN network should not send the search to the second SSCP.

DISJOINT=YES

Indicates that the APPN network should send the search to the second SSCP.

Note: If the NETIDs of the SSCPs do not match, the search is always sent to the second SSCP, regardless of the coding of the DISJOINT operand.

ELEMENT



statements:

CDRM, GWPATH

dependencies:

none

range:

0–32767

On CDRM

Specifies the element part of the network address of the CDRM. This operand, with the SUBAREA value, defines the network address of the CDRM.

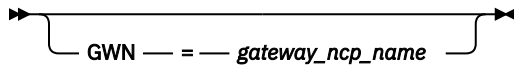
For the host CDRM, the ELEMENT value must be 1. For external CDRMs (CDRMs in other domains or networks), this number can be a decimal integer in the range 0–32767. The default value is 1 for both same- and cross-network CDRMs.

On GWPATH

Specifies the element part of the alias address for the CDRM in the VTAM network. The alias address is an address in the associated gateway NCP. The gateway SSCP uses this value only if it does not have a session with the associated gateway NCP when it starts the CDRM for the other network.

element address must be a decimal integer in the range 0–32767. If you use the default of 1, or if you code ELEMENT and SUBAREA, VTAM assigns the network address to the CDRM if it is active. The network address must be unique in the network. The element address must match the element address predefined in the GWNAU definition statement for the CDRM.

GWN



statements:

GWPATH

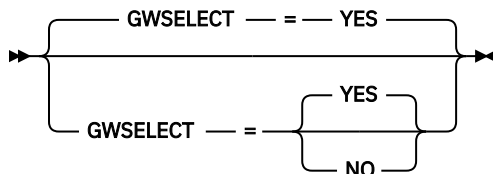
dependencies:

PUNAME on BUILD statement

Provides the 1–8 character name of the gateway NCP that accesses the CDRM. If you code PUNAME in the NCP BUILD definition statement, *gateway_ncp_name* must match the PUNAME. If you do not code PUNAME, *gateway_ncp_name* is the name used to file the gateway NCP definition statements.

If you do not code this operand, you must code the SUBAREA operand, because VTAM uses the SUBAREA operand value to determine which gateway NCP it uses to access the CDRM. It is to your advantage to omit GWN if you use different node names, but the same subarea number, for a gateway NCP. (For example, the NCP might have one name in a test system and another name in a production system.) In that case, VTAM uses the subarea number when it accesses the CDRM, without regard to the node name.

GWSELECT



statements:

CDRM

dependencies:

cross-network CDRMs

Defines whether the host CDRM is to perform gateway path selection for LU-LU sessions flowing to or through this cross-network external CDRM.

GWSELECT=NO

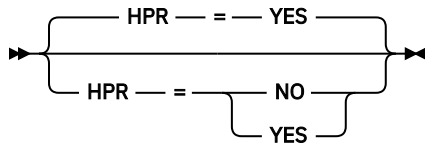
Prevents the host CDRM from performing gateway path selection for an LU-LU session flowing to or through this cross-network external CDRM.

GWSELECT=YES

Authorizes the host CDRM to perform gateway path selection for an LU-LU session flowing to or through this cross-network external CDRM.

Note: Code GWSELECT only for cross-network CDRMs. It is ignored for all others.

HPR



statements:

CDRM

dependencies:

*VRTG=YES; APPN only; NODETYPE; HOSTSA;
external CDRM definitions only*

Specifies whether High-Performance Routing (HPR) support is enabled over the VR-based TG to a CDRM. This operand is applicable only to external CDRM definitions; it is not applicable to host CDRM definitions.

HPR=YES

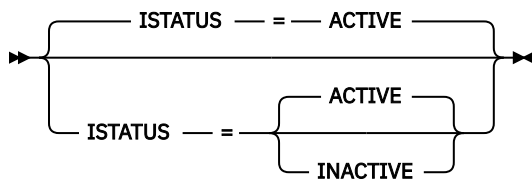
Indicates that HPR support is provided over the VR-based TG to this CDRM.

HPR=NO

Indicates that HPR support is not provided over the VR-based TG to this CDRM.

Note: HPR defaults to NO when the HPR start option is specified as (RTP,NONE) or (ANR,NONE). If the HPR start option is specified as NONE, this operand is ignored.

ISTATUS



statements:

CDRM

dependencies:

none

Specifies the initial status of the host or external CDRM.

For the host CDRM

ISTATUS=ACTIVE

Specifies that it can establish a session with an external CDRM.

ISTATUS=INACTIVE

Specifies that it cannot establish a session with an external CDRM until it is started.

For the external CDRM

ISTATUS=ACTIVE

Specifies that a session is attempted between the host in which this statement is being defined and the CDRM named by this definition statement. Any attempt to establish this session fails if either the host CDRM or the external CDRM is not active. Code ISTATUS=ACTIVE only if:


- This CDRM is in the same major node as the host CDRM (for which ISTATUS=ACTIVE is coded), or
- This CDRM major node is to be started after the host CDRM is active.

ISTATUS=INACTIVE

Specifies that a session between CDRMs is not automatically attempted when the CDRM major node is started.

After its major node has been started, a CDRM defined as INACTIVE can be started with the VARY ACT command, or for a CDRM in another domain, by receiving a session-activation request from the domain.

name



statements:

VBUILD, NETWORK, GWPATH

dependencies:

none

On *VBUILD*

Specifies the optional name of this major node.

If a syntax or definition error is detected with this statement during activation of the major node, *name* appears in the message issued to identify the error.

The optional *name* you give to this definition statement can be the same as the name VTAM gives to a major node and its definitions when they are filed in the VTAM definition library. The name VTAM gives to the major node is used when messages are issued regarding the node's status.

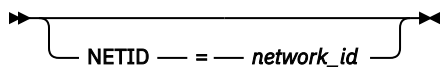
On *NETWORK*

Identifies this NETWORK definition statement in error messages from the VTAM system definition processor. To avoid confusion, you should code the same value for both *name* and the NETID operand. *name* is optional, but its use is highly recommended.

On *GWPATH*

Identifies this GWPATH definition statement in error messages from the VTAM system definition processor. *name* is optional, but its use is highly recommended.

NETID



statements:

NETWORK

dependencies:

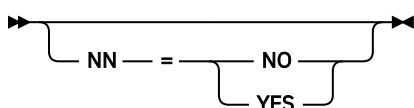
none

Specifies a 1–8 character identifier for the network in which the CDRM or set of CDRMs reside. This NETID pertains to the CDRM or set of CDRMs defined after the NETWORK definition statement and before any other NETWORK definition statement in the same set of definitions.

NETID is required only on external CDRMs if GWSSCP=YES; otherwise, NETID is optional.

Note: The use of the national character, #, is discouraged, because this character might not be present on keyboards of terminals produced in other countries. Because # might not be available on all terminals, SNA architecture specifically excludes # from the list of valid characters that can be used for defining network identifiers. Although VTAM allows you to use #, other products might enforce this restriction.

NN



statements:

CDRM

dependencies:

VRTG=YES coded; APPN only

Specifies that the virtual-route-based transmission group represents a connection to an interchange node or a migration data host. When this parameter is specified, the network capabilities specified by the adjacent CP during VR-based transmission group activation are validated against the coded value. If the indicators do not match, both the VR-based transmission group and SSCP-SSCP session will be terminated.

When this operand is not specified, no network capabilities are validated.

NN=YES

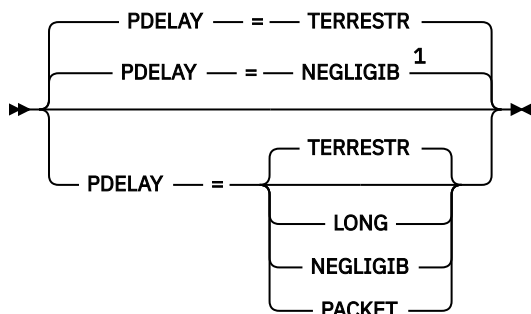
Indicates that the adjacent node must be an interchange network node.

NN=NO

Indicates that the adjacent node must be a migration data host.

Restriction: In a peripheral subnetwork boundary configuration between a border node and a network node without border node function, the border node appears to the non-border node as an end node. In this case, coding NN=YES on the definition statement that represents the border node, a connection failure will occur. Avoid the failure by not coding the NN operand or by coding NN=NO.

PDELAY



Notes:

¹ NEGLIGIB is the default if the TRLE operand is coded.

statements:

CDRM

dependencies:

VRTG=YES coded; APPN only

Specifies the maximum propagation delay of the link for the transmission group. Propagation delay represents the time needed for a signal to travel from one end of the link to the other.

PDELAY=NEGLIGIB

Indicates a local area network delay (less than .48 milliseconds).

PDELAY=TERRESTR

Indicates telephone network delay (between .48 and 49.152 milliseconds).

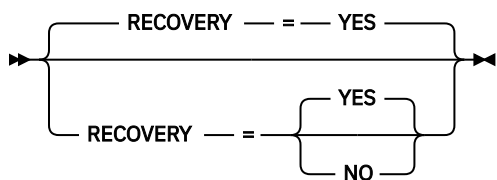
PDELAY=PACKET

Indicates a packet-switched network delay (between 49.152 and 245.76 milliseconds).

PDELAY=LONG

Indicates a satellite delay (greater than 245.76 milliseconds).

RECOVERY



statements:

CDRM

dependencies:

none

Determines whether the SSCP-SSCP session between the named CDRM and the host CDRM should be restarted automatically when a session fails.

Both the host CDRM and the external CDRM must have RECOVERY=YES to enable automatic recovery.

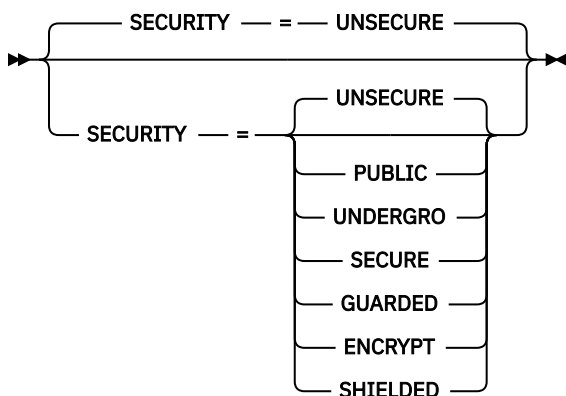
RECOVERY=NO

Specifies that the SSCP-SSCP session should not be restarted automatically.

RECOVERY=YES

Specifies that the SSCP-SSCP session should be restarted automatically.

SECURITY



statements:

CDRM

dependencies:

VRTG=YES coded; APPN only

Specifies the security level of the transmission group. The following options range from the least secure level to the most secure level.

SECURITY=UNSECURE

Specifies no security level.

SECURITY=PUBLIC

Specifies a public switched network.

SECURITY=UNDERGRO

Specifies an underground cable, not guarded.

SECURITY=SECURE

Specifies a secure conduit, not guarded.

SECURITY=GUARDED

Specifies a guarded conduit, physical only.

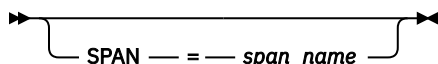
SECURITY=ENCRYPT

Specifies link encryption.

SECURITY=SHIELDED

Specifies a guarded conduit, physical and radiation shielded.

SPAN



statements:

CDRM

dependencies:

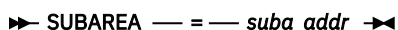
NetView

Defines a span of control for VTAM minor node resources. Code this operand if you are using the NetView program. For a full description, see *IBM Tivoli NetView for z/OS Installation: Getting Started*.

The NetView program checks the SPAN value, but VTAM ignores it.

SUBAREA

On CDRM



statements:

CDRM

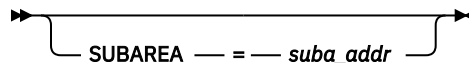
dependency:

none

range:

1–value of MXSUBNUM
start option

On GWPATH



statements:

GWPATH

dependency:

none

range:

1–value of MXSUBNUM
start option

On CDRM

Specifies the number of the subarea in which this CDRM resides.

The SUBAREA value for each subarea used in cross-domain or cross-network communications must be unique throughout the network, but not throughout a set of SNA interconnected networks. For a host CDRM, this SUBAREA value must be the same as the host's subarea specified by the HOSTSA start option.

If no GWPATH definition statements follow the other-network CDRM definition statement, code the SUBAREA operand on that CDRM definition statement. The SUBAREA operand must represent a valid subarea number in this network for a gateway NCP.

GWPATH provides subarea information. It is not required for cross-domain communication, but is required for cross-network communication if the following conditions exist:

- CDRM is defined for the same network
- GWSSCP=YES in the START options and this CDRM is defined for cross-network sessions

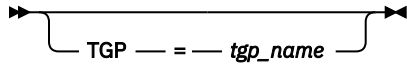
On GWPATH

Specifies the subarea part of the real address for the CDRM in the network of the gateway SSCP. The real address is an address in the associated gateway NCP.

For a gateway SSCP, code SUBAREA if you do not code GWN. You can use SUBAREA instead of GWN when the gateway NCP has different node names but always has the same subarea number. See the description of the GWN operand.

The gateway SSCP uses this value if you do not code GWN, or if it does not have a session with the associated gateway NCP when VTAM starts the other network's CDRM.

TGP



statements:

CDRM

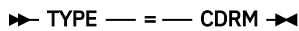
dependencies:

VRTG=YES coded; APPN only

Specifies the name of a transmission group (TG) profile definition. The characteristics defined in the TG profile (along with any modifiers specified on this statement) become the characteristics of the VR-based transmission group. If *tgp_name* is not specified or the specified name cannot be found, the default TG characteristics are assigned.

See [“APPN transmission group profile” on page 441](#) for more information on transmission group profiles.

TYPE



statements:

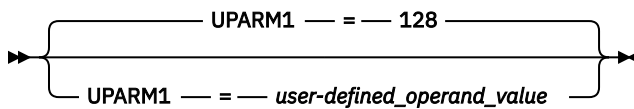
VBUILD

dependencies:

none

Indicates a CDRM major node. This operand is required.

UPARM1



statements:

CDRM

dependencies:

VRTG=YES coded; APPN only

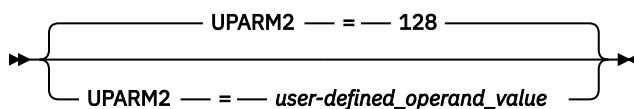
range:

0–255

Specifies a user-defined operand value.

See [z/OS Communications Server: SNA Network Implementation Guide](#) for an example of using the UPARM operands.

UPARM2



statements:

CDRM

dependencies:

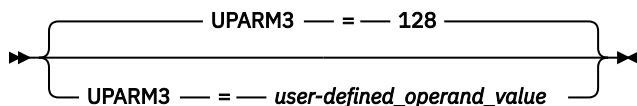
VRTG=YES coded; APPN only

range:

0–255

Specifies a user-defined operand value.

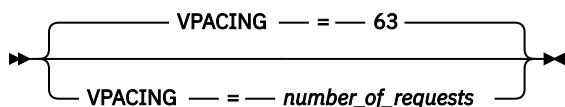
UPARM3



<i>statements:</i>	<i>CDRM</i>
<i>dependencies:</i>	<i>VRTG=YES coded; APPN only</i>
<i>range:</i>	<i>0-255</i>

Specifies a user-defined operand value.

VPACING



<i>statements:</i>	<i>CDRM</i>
<i>dependencies:</i>	<i>none</i>
<i>range:</i>	<i>0-63</i>

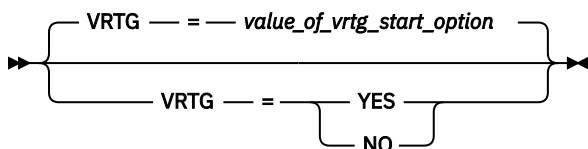
Specifies the maximum number of requests that other CDRMs can send to this CDRM before waiting to receive a pacing response. This value is exchanged when a session is established between CDRMs. This operand is effective only when the CDRM being defined is the host's own CDRM. VPACING affects only SSCP-SSCP session traffic.

If you specify a value greater than 63, the maximum value of 63 is used. If VPACING=0, no pacing is done.

The value of VPACING can be expressed with leading zeros and is limited to eight digits.

For more information on pacing, see [z/OS Communications Server: SNA Network Implementation Guide](#).

VRTG



<i>statements:</i>	<i>CDRM</i>
<i>dependencies:</i>	<i>NODETYPE and HOSTSA start options coded; APPN only</i>

Indicates for this node, whether virtual-route-based transmission group connections are requested when SSCP-SSCP sessions are established. This operand is valid only for interchange nodes and migration data hosts (when start options NODETYPE and HOSTSA are specified).

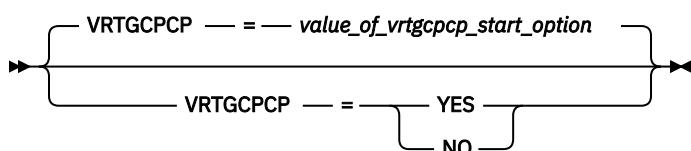
NO

Indicates that VR-based transmission group connection is not requested when SSCP-SSCP sessions are established.

YES

Indicates that VR-based transmission group connection is requested when SSCP-SSCP sessions are established.

VRTGCPCP



statements:

CDRM

dependencies

VRTG=YES coded; APPN only
NODETYPE and HOSTSA start options coded

Indicates whether CP-CP sessions are supported over the virtual-route-based transmission group. VRTGCPCP is valid only for interchange nodes and migration data hosts (when start options NODETYPE and HOSTSA are specified).

NO

Indicates that CP-CP sessions are not supported over the VR-based transmission group.

YES

Indicates that CP-CP sessions are supported over the VR-based transmission group.

External communication adapter (XCA) major node

The external communication adapter (XCA) major node defines VTAM's connections to the following shared access transport facilities (SATFs):

- Enterprise Extender (EE) networks

See [z/OS Communications Server: SNA Network Implementation Guide](#) for examples of the definition statements used in the XCA major node.

Enterprise Extender connections

Table 16. External communication adapter major node— Enterprise Extender connections

Name	Definition statement	Operands	Page	Req	Sift effect	Default	Restrictions, dependencies
name	VBUILD	TYPE=XCA	"TYPE" on page 186	R			
		CONFGDS	"CONFGDS" on page 166				
		CONFGPW	"CONFGPW" on page 167				CONFGDS
name	PORT	CAPACITY	"CAPACITY" on page 165			4M ³	VNNAME; VNGROUP
						8M ⁴	

Table 16. External communication adapter major node— Enterprise Extender connections (continued)

Name	Definition statement	Operands	Page	Req	Sift effect	Default	Restrictions, dependencies
		COSTBYTE	“COSTBYTE” on page 167			0	VNNAME VNGROUP
		COSTTIME	“COSTTIME” on page 168			0	VNNAME; VNGROUP
		HPREELIV	“HPREELIV” on page 173			YES	
		IPPORT	“IPPORT” on page 175			12000	MEDIUM=HPRIP
		IPRESOLV	“IPRESOLV” on page 175			0	
		IPTOS	“IPTOS” on page 176			20,40,80,C0,C0	
		LIVTIME	“LIVTIME” on page 178			10	
		MEDIUM	“MEDIUM” on page 179	R			
		PDELAY	“PDELAY” on page 181			TERRESTR NEGLIGIB	VNNAME; VNGROUP
		SAPADDR	“SAPADDR” on page 182			4	
		SECURITY	“SECURITY” on page 183			UNSECURE	VNNAME; VNGROUP
		SRQRETRY	“SRQRETRY” on page 184			3	
		SRQTIME	“SRQTIME” on page 184			15	
		TGP	“TGP” on page 186				VRN only
		UNRCHTIM	“UNRCHTIM start option” on page 643			UNRCHTIM start option value1	VNNAME or VNTYPE

Table 16. External communication adapter major node— Enterprise Extender connections (continued)

Name	Definition statement	Operands	Page	Req	Sift effect	Default	Restrictions, dependencies
		UPARM1	“UPARM1” on page 188			128	VNNAME; VNGROUP
		UPARM2	“UPARM2” on page 188			128	VNNAME; VNGROUP
		UPARM3	“UPARM3” on page 189			128	VNNAME; VNGROUP
		VNGROUP	“VNGROUP” on page 190				VNNAME; DIAL=YES
		VNNAME	“VNNAME” on page 190				VNGROUP; DIAL=YES
		VNTYPE	“VNTYPE” on page 191				
name GROUP		AUTOGEN	“AUTOGEN” on page 164				
		CAPACITY	“CAPACITY” on page 165			4M	VNNAME or VNTYPE
		COSTBYTE	“COSTBYTE” on page 167			0	VNNAME or VNTYPE
		COSTTIME	“COSTTIME” on page 168			0	VNNAME or VNTYPE
		DIAL	“DIAL” on page 168	R		NO	DIAL=YES
		DYNPU	“DYNPU” on page 169			NO	
		DYNPUPFX	“DYNPUPFX” on page 169			CN	DYNPU=YES
		DYNVNPFX	“DYNVNPFX” on page 170			DYNVNPFX start option value	VNGROUP

Table 16. External communication adapter major node— Enterprise Extender connections (continued)

Name	Definition statement	Operands	Page	Req	Sift effect	Default	Restrictions, dependencies
		EEVERIFY	“EEVERIFY” on page 170			EEVERIFY start option value	VNNAME or VNTYPE
		HOSTNAME	“HOSTNAME” on page 171			HOSTNAME start option value ²	
		HPREEARB	“HPREEARB” on page 172				VNNAME or VNTYPE
		HPRPSDLY	“HPRPSDLY” on page 173			HPRPSDLY start option value	VNNAME or VNTYPE
		IPADDR	“IPADDR” on page 174			IPADDR start option value ²	
		LIVTIME	“LIVTIME” on page 178		P		MEDIUM=HPRIP ⁷
		MTU	“MTU” on page 179			The value learned from the TCP/IP stack	VNNAME or VNTYPE
		PDELAY	“PDELAY” on page 181			TERRESTR	VNNAME or VNTYPE
		SECURITY	“SECURITY” on page 183			UNSECURE	VNNAME or VNTYPE
		SRQRETRY	“SRQRETRY” on page 184		P		MEDIUM=HPRIP ⁷
		SRQTIME	“SRQTIME” on page 184		P		MEDIUM=HPRIP ⁷
		SPAN	“SPAN” on page 184				NetView
		TGP	“TGP” on page 186				VNNAME or VNTYPE
		UNRCHTIM	“UNRCHTIM start option” on page 643			UNRCHTIM start option value ¹	VNNAME or VNTYPE

Table 16. External communication adapter major node— Enterprise Extender connections (continued)

Name	Definition statement	Operands	Page	Req	Sift effect	Default	Restrictions, dependencies
		UPARM1	“UPARM1” on page 188			128	VNNAME or VNTYPE
		UPARM2	“UPARM2” on page 188			128	VNNAME or VNTYPE
		UPARM3	“UPARM3” on page 189			128	VNNAME or VNTYPE
		VNNAME	“VNNAME” on page 190				
		VNTYPE	“VNTYPE” on page 191				
name LINE		ANSWER	“ANSWER” on page 163		G	ON	CALL=OUT
		CALL	“CALL” on page 165		G	IN	
		ISTATUS	“ISTATUS” on page 176		G	ACTIVE	
		KEEPACT	“KEEPACT” on page 177			YES	
		LIMRES	“LIMRES” on page 177		G	NO	LIMQSINT; LU 6.2; PUTYPE=1, 2
		SPAN	“SPAN” on page 184				NetView
		SWNORDER	“SWNORDER” on page 185		G	CPNAME, FIRST	
name PU		ISTATUS	“ISTATUS” on page 176		G	ACTIVE	
		SPAN	“SPAN” on page 184				NetView

Table 16. External communication adapter major node— Enterprise Extender connections (continued)

Nam e	Definition statement	Operands	Page	Req	Sift effect	Default	Restrictions, dependencies
Legend:							
R	Required operand.						
G	Code this operand on the higher-level GROUP definition statement to take advantage of the sift effect, or code it on this definition statement.						
L	Code this operand on the higher-level LINE definition statement to take advantage of the sift effect, or code it on this definition statement.						
P	Code this operand on the higher-level PORT definition statement to take advantage of the sift effect, or code it on this definition statement.						
Note:							
<ol style="list-style-type: none">1. If both HOSTNAME and IPADDR are coded on the GROUP definition statement, the value for IPADDR is ignored.2. If connection is a virtual node.3. For connections other than virtual nodes.4. The LIVTIME, SRQTIME, and SRQRETRY operands must be unique for each local static VIPA. For example, if multiple GROUP definition statements are associated with the same local static VIPA (IPADDR or HOSTNAME), and these statements specify values or use default values that are different, the group that is activated first sets the values that are used. After the first group is activated, the other groups receive error messages indicating that their LDLC timer parameters are being ignored; the LDLC values previously set are also used for these EE connections.							

VBUILD definition statement

Code a VBUILD definition statement for the Enterprise Extender XCA major node.

PORT definition statement

Code a PORT definition statement for each VBUILD TYPE=XCA definition statement. The PORT definition statement defines the VTAM connection to the Enterprise Extender shared access transport facility (SATF). Note that MEDIUM=HPRIP is required. However, only one XCA Major Node for Enterprise Extender (MEDIUM=HPRIP) can be active at a time.

VNNAME specifies the name of the virtual node representing the SATF and VNGROUP specifies the name of the DIAL=YES group for connections through the connection network. VNTYPE specifies if an Enterprise Extender connection network is permitted to span APPN network boundaries.

See [z/OS Communications Server: SNA Network Implementation Guide](#) for an example of an Enterprise Extender XCA major node using Connection Network.

SAPADDR=address is optional and specifies the local SAP value; the default is 4.

GROUP definition statement

Code a GROUP definition statement to group the similar characteristics of peer nodes in the IP network. VNNAME and VNTYPE can be used to define a virtual node. Code a separate GROUP definition statement to describe each set of characteristics.

See [z/OS Communications Server: SNA Network Implementation Guide](#) for an example of an Enterprise Extender XCA major node using Connection Network.

The major node can contain different link groups and each link group must have a unique GROUP definition statement and contain a unique set of minor node definition statements.

Note: DIAL=YES is required for Enterprise Extender.

LINE definition statement

Code a LINE definition statement to define a single line to a peer node in the IP network. The number of LINE statements should equal the maximum number of simultaneous connections.

PU definition statement

Code a PU definition statement for each peer node in the IP network with which VTAM will communicate over this switched link.

External communication adapter (XCA) major node coding notes

This information contains coding notes for the external communication adapter major node.

VBUILD definition statement

Code a VBUILD definition statement for each XCA major node.

PORT definition statement

Code one PORT definition statement for each VBUILD TYPE=XCA definition statement. The PORT definition statement defines the VTAM connection to a shared access transport facility, such as an IP network for Enterprise Extender through which the connection is made.

Dynamic change of the operands for an XCA major node for EE

You can dynamically change the following Enterprise Extender XCA major node operands by editing the VTAMLST member and then issuing the VARY ACT,UPDATE=ALL command. You can specify the new operand value on a higher-level definition statement for sifting, if applicable:

- ANSWER
- AUTOGEN
- CALL
- CAPACITY
- COSTBYTE
- COSTTIME
- DYNPU
- DYNPUPFX
- DYNVNPFX
- EEVERIFY
- HOSTNAME
- HPREEARB
- HPRPSDLY
- IPADDR
- ISTATUS
- KEEPACT
- LIVTIME

- MTU
- PDELAY
- SECURITY
- SRQRETRY
- SRQTIME
- SWNORDER
- TGP
- UNRCHTIM
- UPARM1
- UPARM2
- UPARM3
- VNNAME
- VNGROUP
- VNTYPE

To dynamically change an operand on the LINE statement, the resource to which it applies must be inactive. To dynamically change an operand on the GROUP statement, the resource to which it applies must be inactive and all LINE subnodes must be inactive.

External communication adapter (XCA) major node full syntax

The full syntax for the external communication adapter (XCA) major node follows. The syntax for each operand is repeated in [“External communication adapter \(XCA\) major node operand descriptions”](#) on page 163.

Enterprise Extender predefined connections

VBUILD

►► *name* ◄◄

➤ **VBUILD** ➤

► TYPE — = — XCA ◄

```

    CONFPGW  =  confgds_password  ,  CONFGDS  =  confgds_name

```

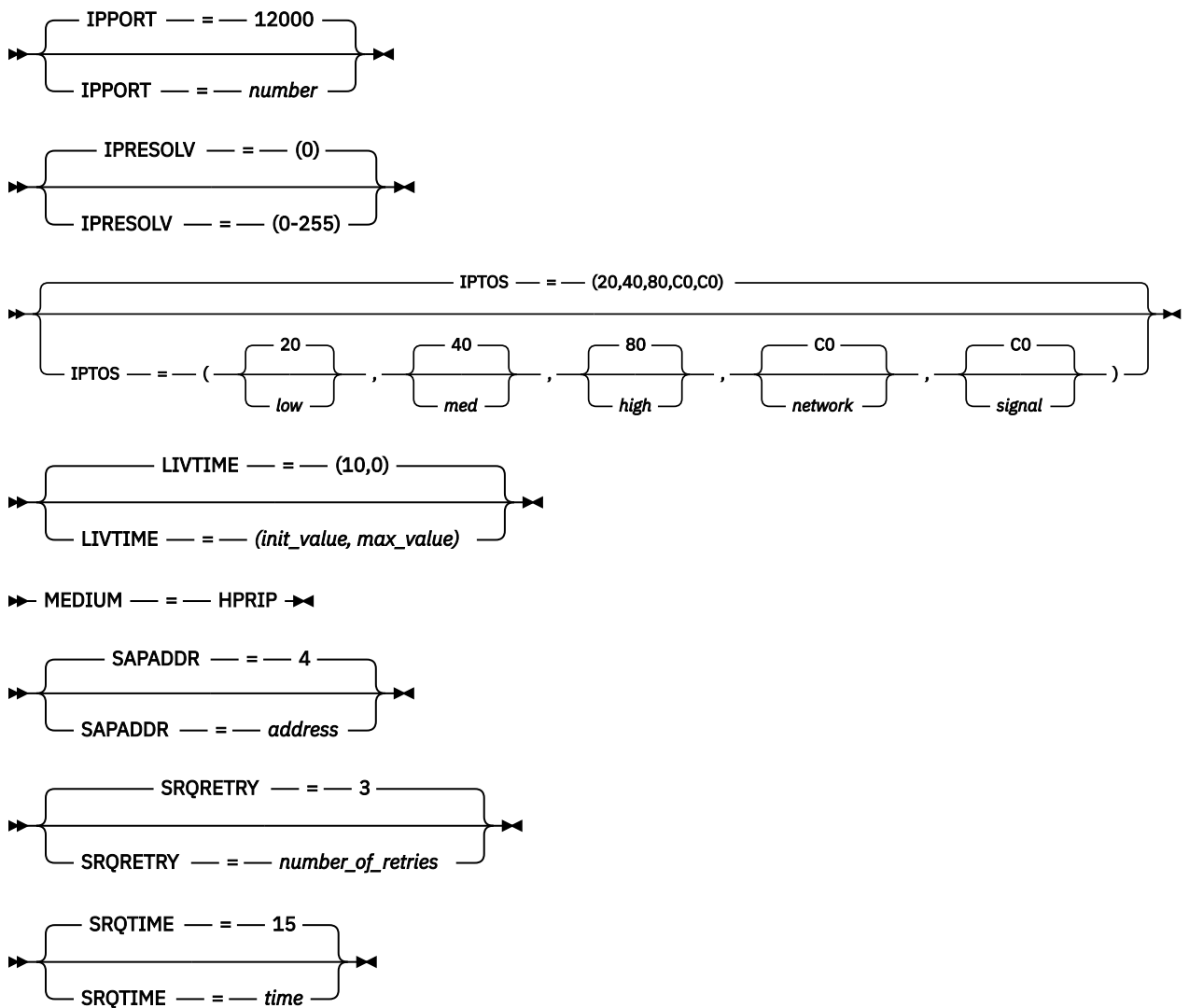
PORT

►► *name* ◄◄

▶ PORT ◀

```

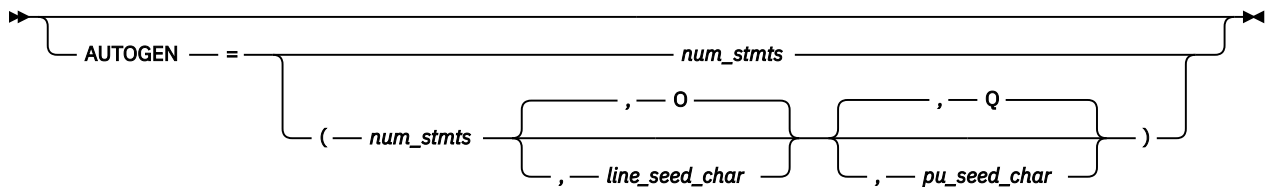
graph LR
    In(( )) --> J1(( ))
    J1 --> HPREELIV_YES[HPREELIV = YES]
    HPREELIV_YES --> Out1(( ))
    J1 --> HPREELIV_NO[HPREELIV = YES]
    HPREELIV_NO --> YES[YES]
    HPREELIV_NO --> NO[NO]
    Out1 --> J2(( ))
    YES --> J2
    NO --> J2
    J2 --> Out2(( ))
  
```



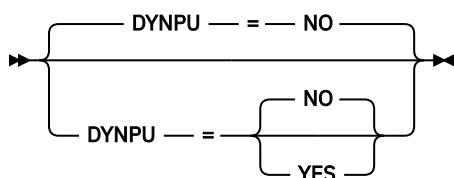
GROUP

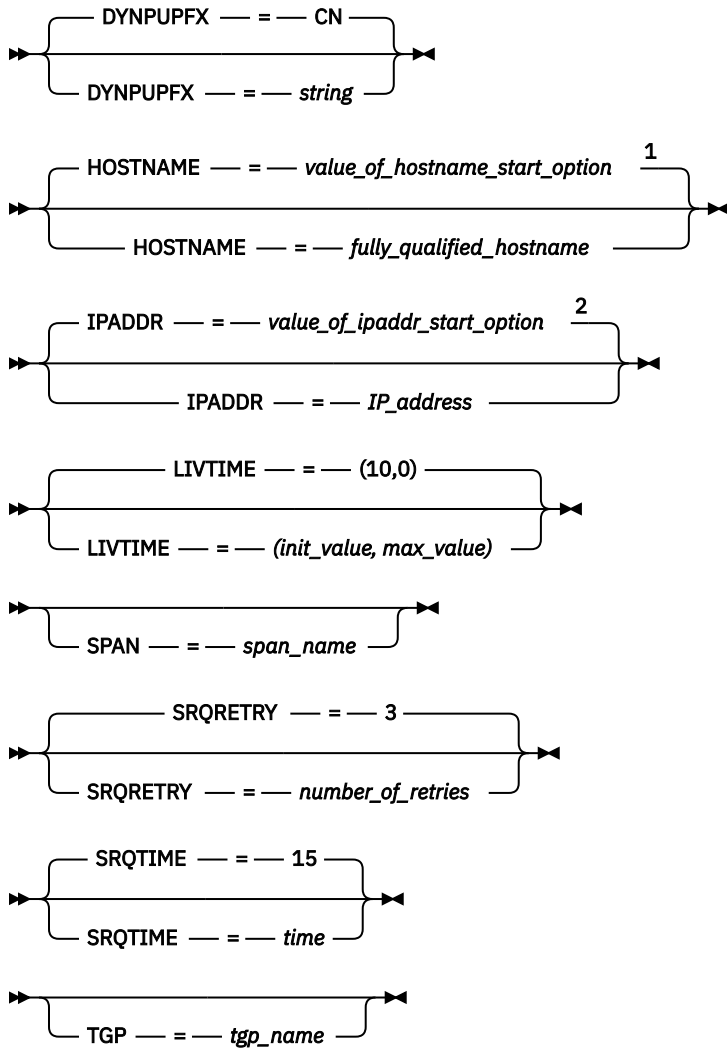
➤ *name* ➤

➤ GROUP ➤



➤ DIAL — = — YES ➤





Notes:

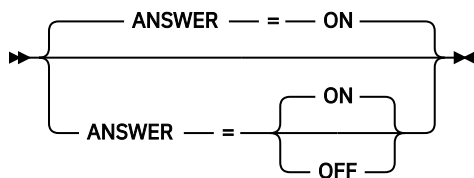
¹ HOSTNAME does not take a default if IPADDR is coded explicitly on the GROUP statement and HOSTNAME was not explicitly coded on the GROUP statement. If both IPADDR and HOSTNAME are coded explicitly, IPADDR is ignored.

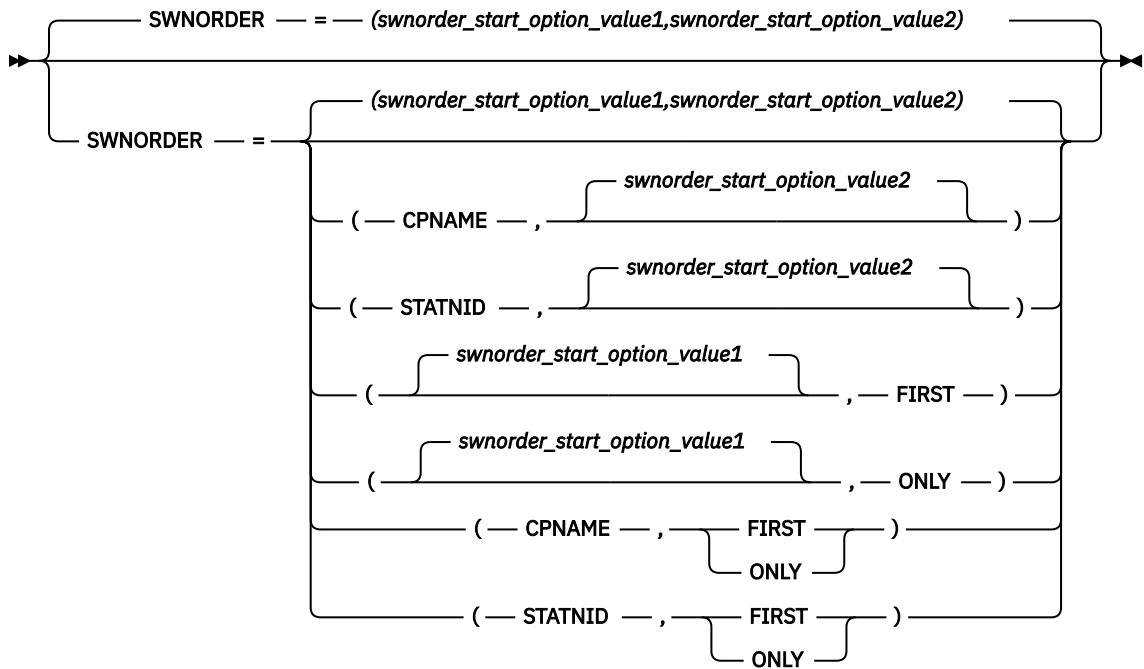
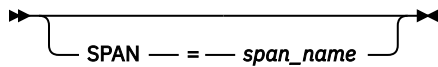
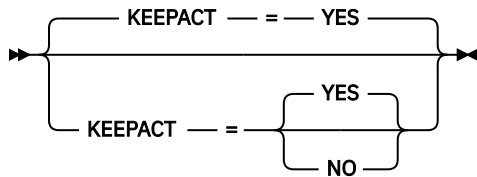
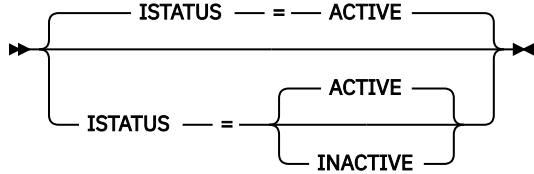
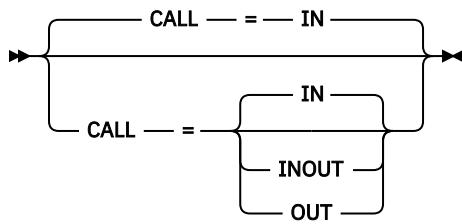
² IPADDR does not take a default if HOSTNAME is coded explicitly, but IPADDR is not coded explicitly, on the GROUP statement. If both IPADDR and HOSTNAME are coded explicitly, IPADDR is ignored.

LINE

➤ *name* ➤

➤ LINE ➤

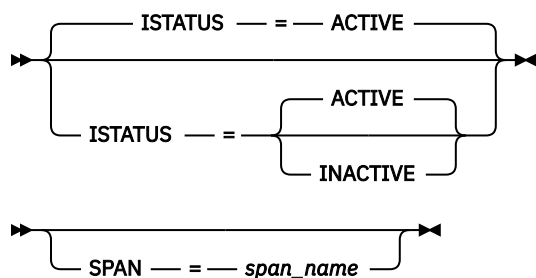




PU

➤ name ➤

➤ LINE ➤



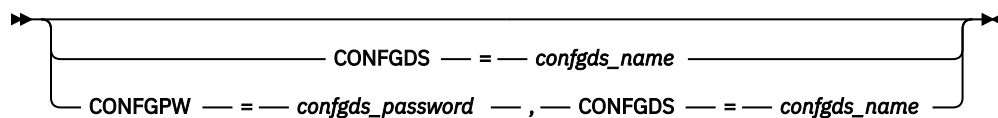
Enterprise Extender connection network connections

VBUILD

➤ *name* ➤

➤ **VBUILD** ➤

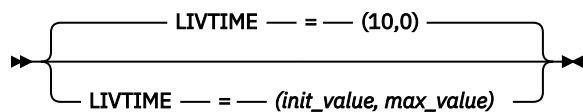
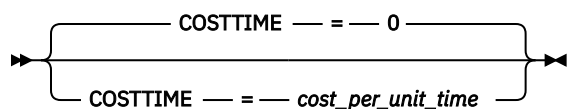
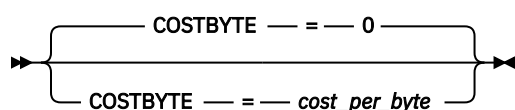
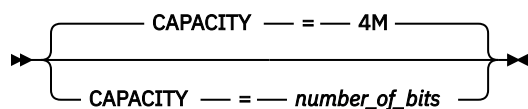
➤ **TYPE** = **XCA** ➤



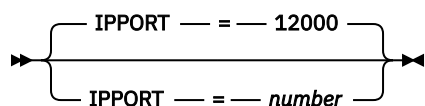
PORT

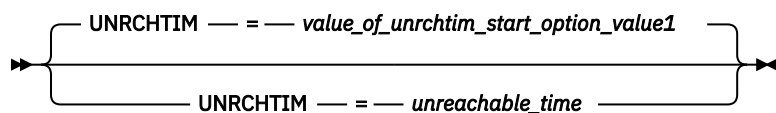
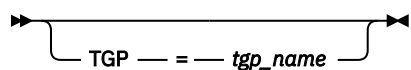
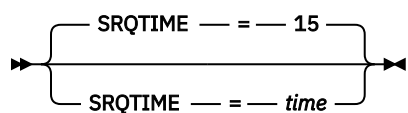
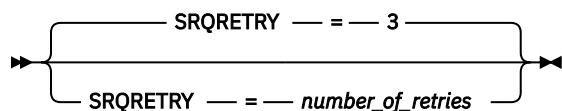
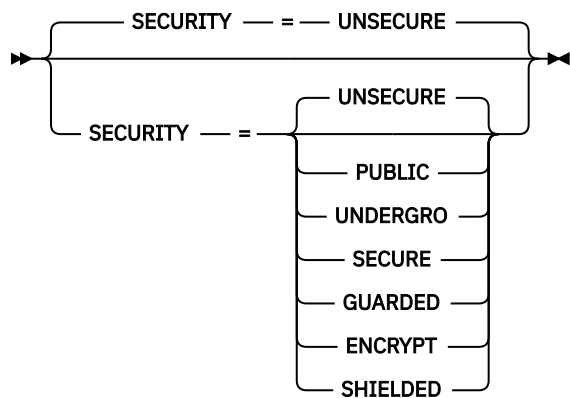
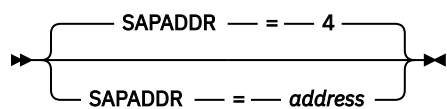
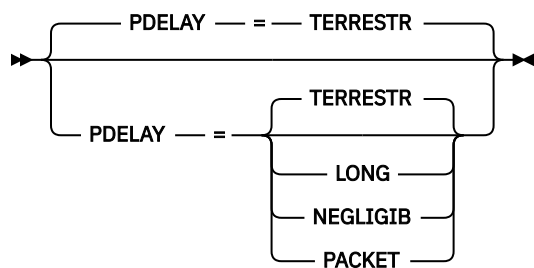
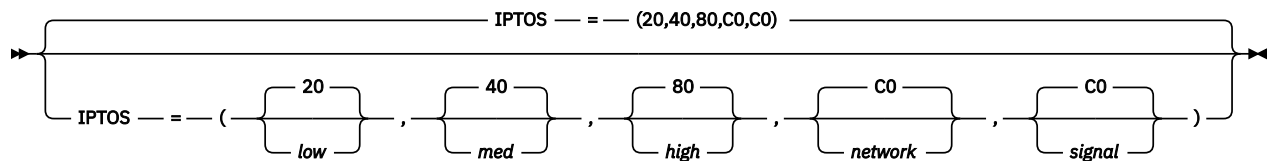
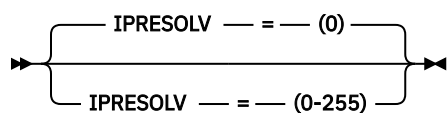
➤ *name* ➤

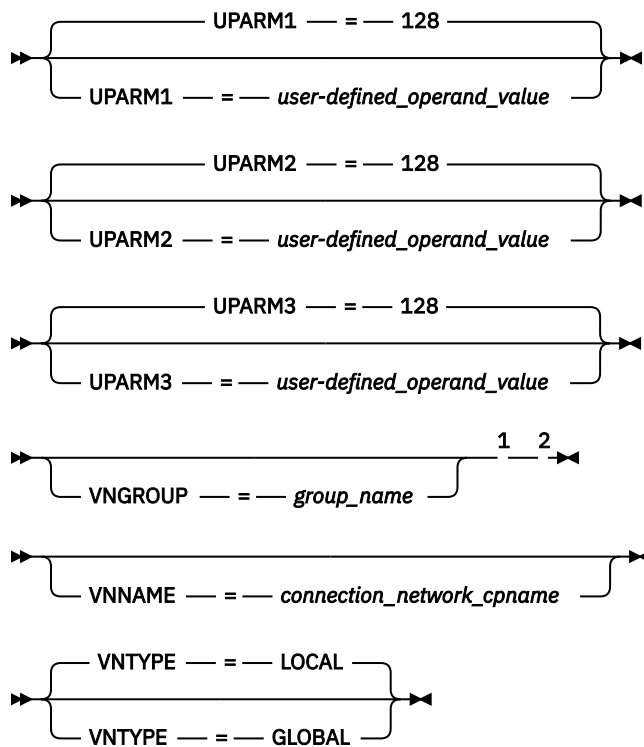
➤ **PORT** ➤



➤ **MEDIUM** = **HPRIP** ➤







Notes:

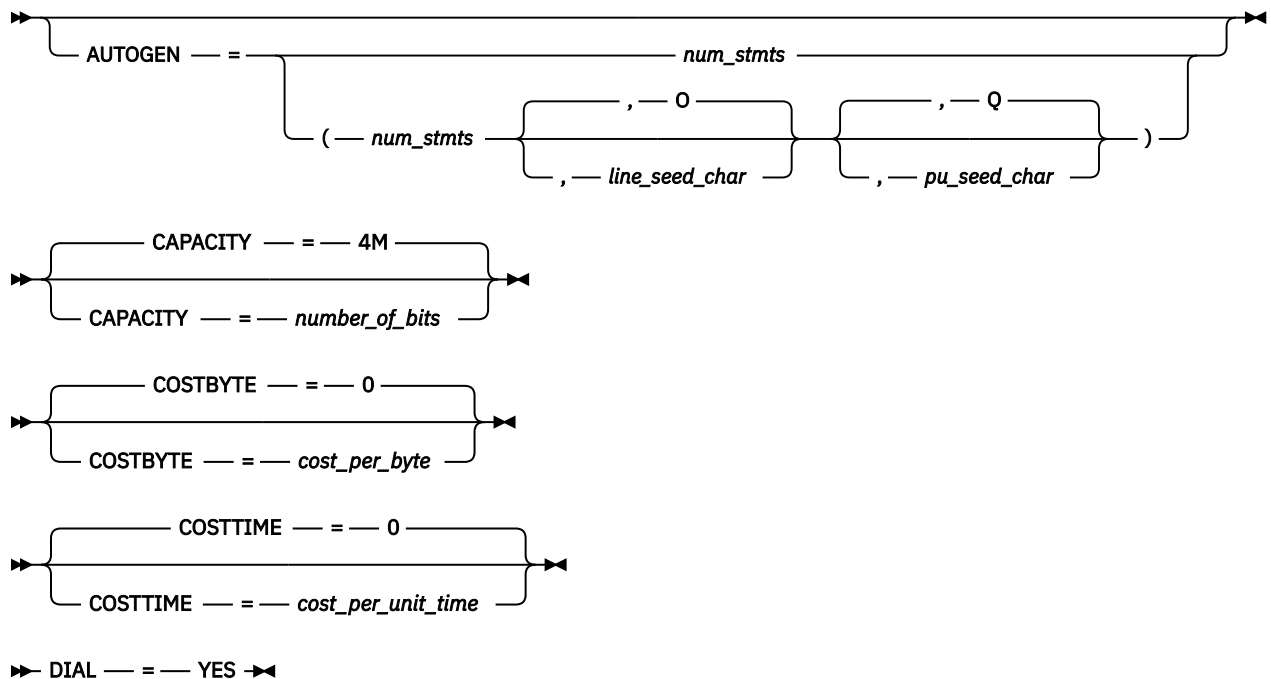
¹ Code VNGROUP if you code VNNAME (or VNTYPE=GLOBAL if you default the name to IP.IP)

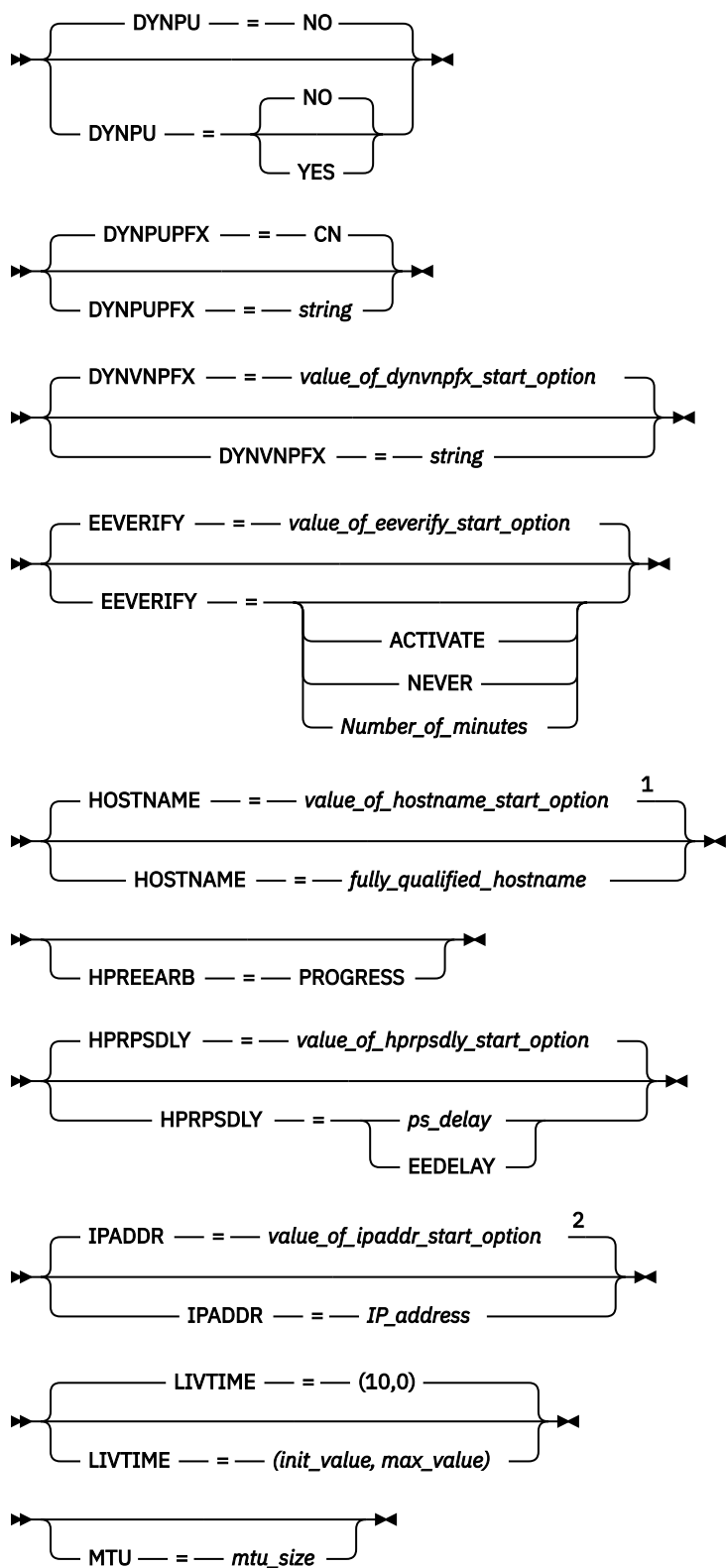
² VNNAME and VNTYPE can not be specified on the GROUP definition statement when that GROUP is specified on the VNGROUP operand on the PORT definition statement.

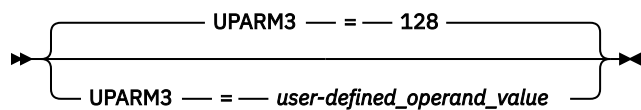
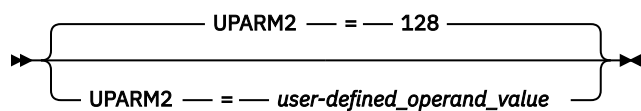
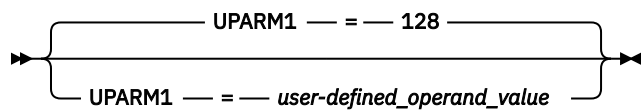
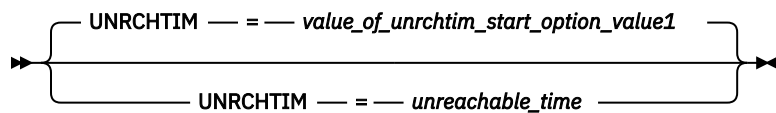
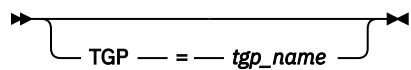
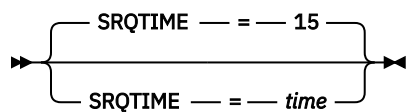
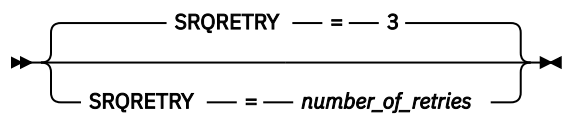
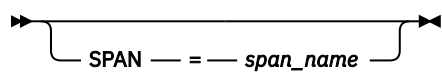
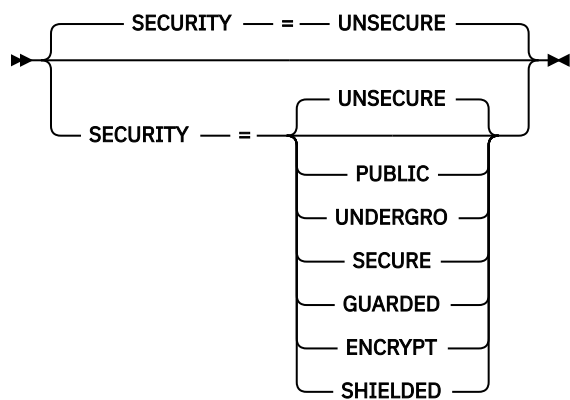
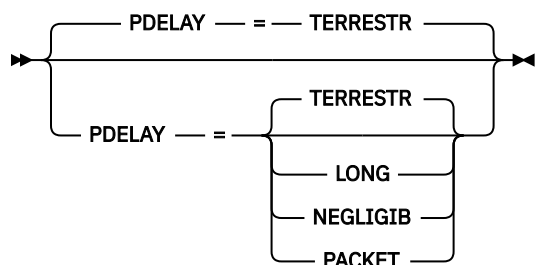
GROUP

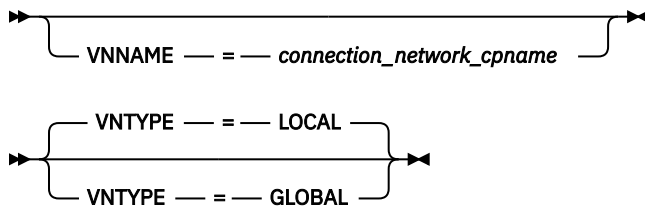
➤ *name* ➤

➤ GROUP ➤









Notes:

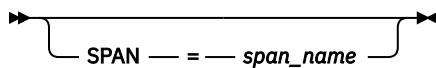
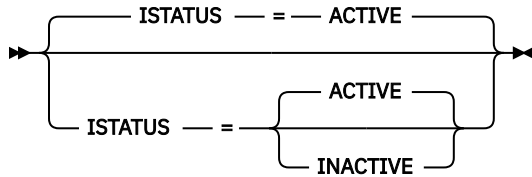
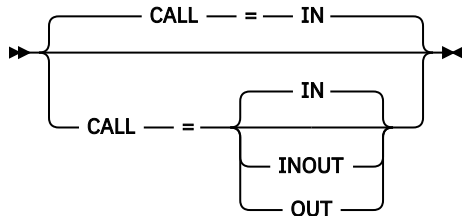
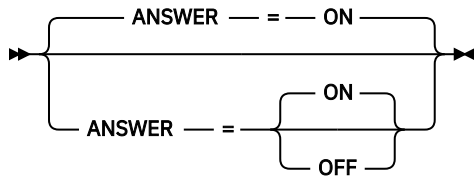
¹ HOSTNAME does not take a default if IPADDR is coded explicitly on the GROUP statement and HOSTNAME was not explicitly coded on the GROUP statement. If both IPADDR and HOSTNAME are coded explicitly, IPADDR is ignored.

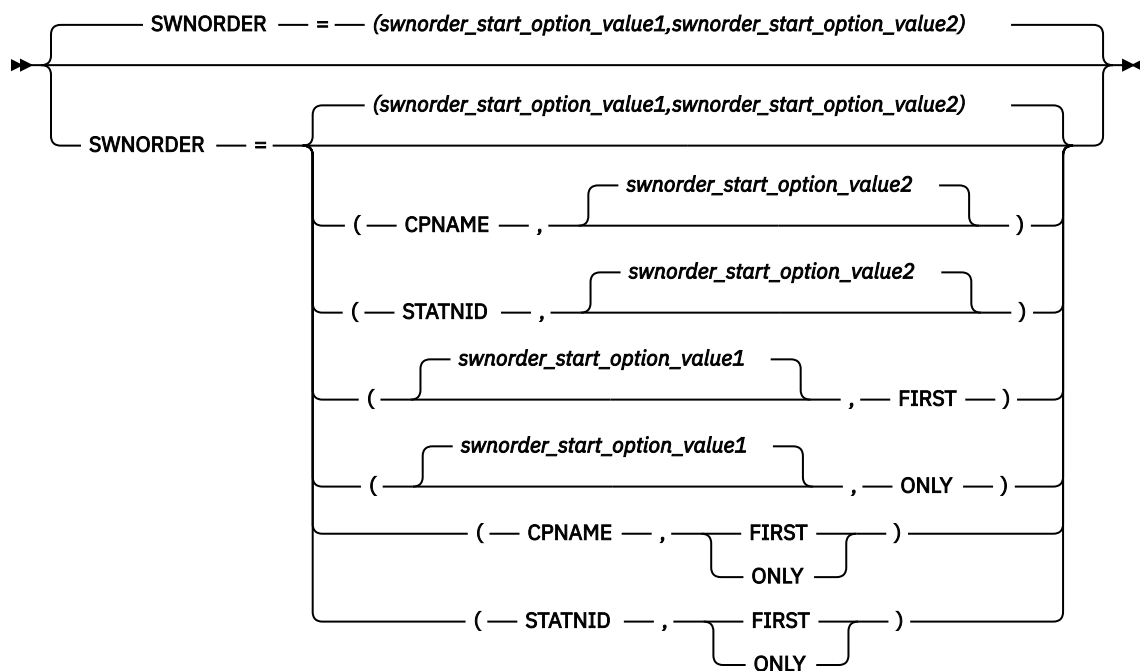
² IPADDR does not take a default if HOSTNAME is coded explicitly, but IPADDR is not coded explicitly, on the GROUP statement. If both IPADDR and HOSTNAME are coded explicitly, IPADDR is ignored.

LINE

➤➤ *name* ➤➤

➤➤ LINE ➤➤

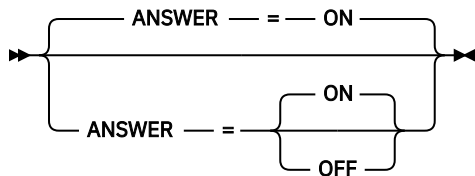




External communication adapter (XCA) major node operand descriptions

The following information describes the operands you can code for the external communication adapter (XCA) major node.

ANSWER



For Enterprise Extender connections:	
<i>statements:</i>	GROUP, LINE
<i>dependencies:</i>	Peripheral node CALL=IN or INOUT

Specifies whether physical units can dial in to VTAM.

ANSWER=OFF

Physical units cannot dial in to VTAM, regardless of whether the line is active or inactive.

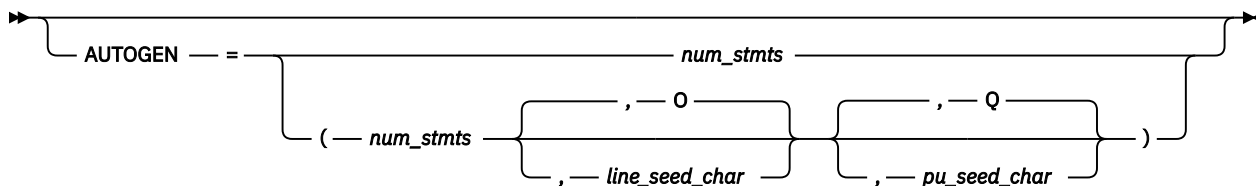
ANSWER=ON

Physical units can dial in to VTAM when the line is activated.

The operator can issue a VARY ANS command after activation to change the answer state of the line. See *z/OS Communications Server: SNA Operation* for information about using the VARY ANS command.

Note: When CALL=OUT, the ANSWER operand is ignored, and the operator receives a message that this operand is not valid.

AUTOGEN



For Enterprise Extender connections:	
statements:	GROUP
dependencies:	Peripheral node

Defines LINE and PU definition statements that VTAM automatically generates.

num_stmts

Specifies the number of VTAM-generated LINE and PU statements. Code a decimal value in the range 1–65536.

line_seed_char

Defines the first 1–5 characters of the name that VTAM creates for each LINE statement VTAM automatically generates. If *num_stmts* is greater than 4096, *line_seed_char*, if coded, must be 1-4 characters long.

pu_seed_char

Defines the first 1–5 characters of the name that VTAM creates for each PU statement VTAM automatically generates. If *num_stmts* is greater than 4096, *pu_seed_char*, if coded, must be 1-4 characters long.

Note: If you do not want to specify *line_seed_char*, code a comma in its place. If you do not want to specify *pu_seed_char*, code a comma in its place.

Note: If you specify a seed value, VTAM uses the seed value you specify, then appends a sequential number to the end of the name.

VTAM uses the following naming convention to create a LINE definition statement name and a PU definition statement name:

ssssnnnn

• **sssss**

Is the value specified by *line_seed_char* or *pu_seed_char*.

nnn

Is a sequential hexadecimal number created by VTAM (X'0'–X'FFF').

Note: If the seed char is greater than 4096, the naming convention changes to *ssssnnnn*.

Examples

The following tables show the LINE and PU definition statements and names that VTAM generates based on the AUTOGEN operand.

AUTOGEN=(2,EEL,EEP)

Note: Device number is not included in the LINE and PU definition statement names because multiple-character seed values are specified for each.

Table 17. XCA AUTOGEN with 3-character user-supplied seeds			
Statement	XCA AUTOGEN	Statement	XCA AUTOGEN
LINE	EEL00000	PU	EEP00000

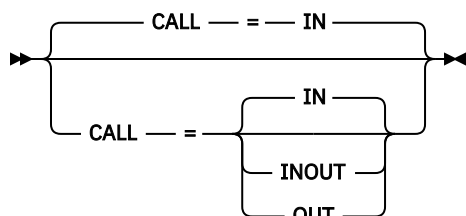
Table 17. XCA AUTOGEN with 3-character user-supplied seeds (continued)			
Statement	XCA AUTOGEN	Statement	XCA AUTOGEN
LINE	EEL00001	PU	EEP00001

AUTOGEN=(4097,K,J)

Note: Device number is not included in the LINE and PU definition statement names because the specified number of statements exceeds 4096 and therefore only 4 characters are available for the seed value.

Table 18. XCA AUTOGEN with number of statements greater than 4096			
Statement	XCA AUTOGEN	Statement	XCA AUTOGEN
LINE	K0000000	PU	J0000000
LINE	K0000001	PU	J0000001
...
LINE	K0000FFF	PU	J0000FFF
LINE	K0001000	PU	J0001000

CALL



For Enterprise Extender connections:	
statements:	GROUP, LINE
dependencies:	Peripheral node

Specifies whether physical units, or VTAM, or both, can initiate calls over the line represented by this LINE definition statement.

CALL=IN

Specifies that the line is to be used only for incoming calls (the physical units are to call VTAM).

CALL=INOUT

Specifies that the line is to be used for both incoming and outgoing calls.

CALL=OUT

Specifies that the line is to be used only for outgoing calls (VTAM is to call the physical units).

CAPACITY

For Enterprise Extender connections:	

For Enterprise Extender connections:	
<i>statements:</i>	PORT, GROUP (TGs to Enterprise Extender connection networks)
<i>dependency:</i>	TGs to connection networks For GROUP; MEDIUM=HPRIP
<i>range:</i>	1 - 1000Kb 1 - 1000Mb 1 - 100Gb

Specifies the effective capacity of the link that comprises the transmission group (TG). Specify the value in Kb per second (for example, 100K), Mb per second (for example, 100M), or Gb per second (for example, 10G). This number approximates the bits per second that the link can transmit (the transmission rate of the link, times the maximum load factor expressed as a percentage).

Note:

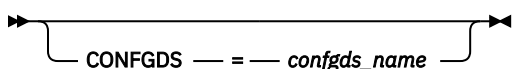
1. Because the value for capacity is represented as a single byte, the precision of the specified number of bits might be lost. For example, numbers that are close (such as 100K and 101K) can be interpreted by VTAM, and displayed, as the same value. See Table 34 on page 444 for a list of CAPACITY values you can specify and their corresponding values when displayed.

Recommendations:

- When specified on the PORT statement, VNGROUP and VNNAME (or VNTYPE=GLOBAL) must also be specified on the PORT statement and the value applies to the TG to the connection network specified in VNNAME (or IP.IP if VNNAME is defaulted for VNTYPE=GLOBAL).
- When specified on the GROUP statement, VNNAME or VNTYPE=GLOBAL must also be specified on the GROUP statement. If the GROUP is not defined as a connection network, the TG characteristics cannot be specified on the GROUP definition statement. They must be specified on the PU definition statement in the switched major node (or for dynamically created dial-in EE PUs on the DYNTYPE=EE model major node) for the PU being dialed to establish the connection.

Guideline: Although an Enterprise Extender connection network, including the virtual node name, type, and all TG characteristics, can be defined on the PORT definition statement, you should define your Enterprise Extender connection network on the corresponding GROUP definition statement instead. By coding all connection network and TG characteristics operands on the GROUP statement, the VNGROUP operand is no longer needed. Also, because there can be multiple connection networks defined in an Enterprise Extender XCA major node with multiple GROUP definition statements, defining all of the operands on the GROUP statement to which they apply provides more clarity.

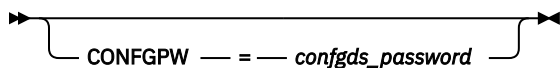
CONFGDS



<i>statements:</i>	<i>VBUILD</i>
<i>dependencies:</i>	<i>none</i>

Specifies a 1–8 character data definition name that identifies the configuration restart data set defined by the user for this major node. Include a DD statement that has this data definition name in the VTAM start procedure.

CONFGPW



statements:

VBUILD

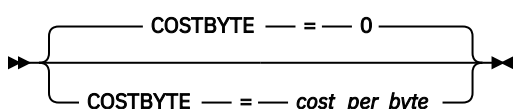
dependencies:

CONFGDS

Specifies the 1–7 character alphanumeric password used by VTAM to gain access to the configuration restart data set. If you do not code `CONFGPW`, but VSAM requires it, VSAM prompts the VTAM operator for the correct password when VTAM attempts to open the data set.

Code `CONFGPW` only if you also code `CONFGDS`.

COSTBYTE



For Enterprise Extender connections:	
<i>statements:</i>	PORT, GROUP (TGs to Enterprise Extender connection networks)
<i>dependency:</i>	TGs to connection networks For GROUP; MEDIUM=HPRIP
<i>range:</i>	0–255

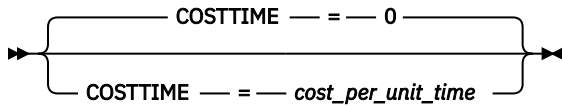
Specifies a cost-per-byte-transmitted to be associated with the transmission group (TG). A value of 0 is the least expensive cost per byte and 255 is the most expensive.

Recommendations:

- When specified on the PORT statement, `VNGROUP` and `VNNAME` (or `VNTYPE=GLOBAL`) must also be specified on the PORT statement and the value applies to the TG to the connection network specified in `VNNAME` (or `IP.IP` if `VNNAME` is defaulted for `VNTYPE=GLOBAL`).
- When specified on the GROUP statement, `VNNAME` or `VNTYPE=GLOBAL` must also be specified on the GROUP statement. If the GROUP is not defined as a connection network, the TG characteristics cannot be specified on the GROUP definition statement. They must be specified on the PU definition statement in the switched major node (or for dynamically created dial-in EE PUs on the `DYNTYPE=EE` model major node) for the PU being dialed to establish the connection.

Guideline: Although an Enterprise Extender connection network, including the virtual node name, type, and all TG characteristics, can be defined on the PORT definition statement, you should define your Enterprise Extender connection network on the corresponding GROUP definition statement instead. By coding all connection network and TG characteristics operands on the GROUP statement, the `VNGROUP` operand is no longer needed. Also, because there can be multiple connection networks defined in an Enterprise Extender XCA major node with multiple GROUP definition statements, defining all of the operands on the GROUP statement to which they apply provides more clarity.

COSTTIME



For Enterprise Extender connections:	
<i>statements:</i>	PORT, GROUP (TGs to Enterprise Extender connection networks)
<i>dependency:</i>	TGs to connection networks For GROUP; MEDIUM=HPRIP
<i>range:</i>	0–255

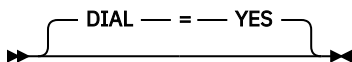
Specifies a cost-per-unit-of-time to be associated with the transmission group (TG). A value of 0 is the least expensive cost per unit of time and 255 is the most expensive.

Recommendations:

- When specified on the PORT statement, VNGROUP and VNNAME (or VNTYPE=GLOBAL) must also be specified on the PORT statement and the value applies to the TG to the connection network specified in VNNAME (or IP.IP if VNNAME is defaulted for VNTYPE=GLOBAL).
- When specified on the GROUP statement, VNNAME or VNTYPE=GLOBAL must also be specified on the GROUP statement. If the GROUP is not defined as a connection network, the TG characteristics cannot be specified on the GROUP definition statement. They must be specified on the PU definition statement in the switched major node (or for dynamically created dial-in EE PUs on the DYNTYPE=EE model major node) for the PU being dialed to establish the connection.

Guideline: Although an Enterprise Extender connection network, including the virtual node name, type, and all TG characteristics, can be defined on the PORT definition statement, you should define your Enterprise Extender connection network on the corresponding GROUP definition statement instead. By coding all connection network and TG characteristics operands on the GROUP statement, the VNGROUP operand is no longer needed. Also, because there can be multiple connection networks defined in an Enterprise Extender XCA major node with multiple GROUP definition statements, defining all of the operands on the GROUP statement to which they apply provides more clarity.

DIAL



<i>statements:</i>	GROUP
<i>dependencies:</i>	none

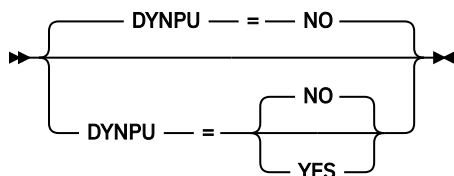
Specifies whether the lines under the GROUP statement require switched line control protocols.

Note: You must code DIAL=YES for Enterprise Extender.

DIAL=YES

Specifies that the lines in the group require switched line control protocols.

DYNPU



For Enterprise Extender connections:	
<i>statements:</i>	GROUP (peripheral node)
<i>dependencies:</i>	None

Specifies whether a PU is to be dynamically allocated when the calling PU cannot be identified during a switched call-in operation. DYNPU applies to APPN and subarea PUs.

For non-connection-network Enterprise Extender connections only, if a model PU with DYNTYPE=EE specified has been defined in a model major node and that node has been activated, the dynamic PU created because of the DYNPU operand will use the characteristics coded or defaulted for that model. (See the DYNTYPE operand description in the model major node information for details.) Otherwise, a PU created by the DYNPU operand will use the switched major node PU operand defaults, except for the following operands which will use the values noted:

- ANS=CONT
- DISCNT=(YES,F)
- DYNADJCP=YES
- MAXOUT=8

A model PU definition can be created to customize the characteristics of dynamically created connection network PUs. Use the DYNTYPE=VN operand for the model PU definition in the model major node.

DYNPU=NO

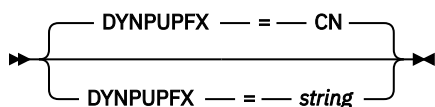
Specifies that dynamic PUs are not to be used.

DYNPU=YES

Specifies that dynamic PUs can be used.

Rule: When more than one non-connection-network Enterprise Extender call-in capable group is defined for a given static VIPA (IPADDR), the DYNPU value that is specified on each of these groups must be consistent. The first line that is activated from one of these groups sets the DYNPU value for non-connection-network dial-in operations. Any subsequent line activation that is associated with a group for the same static VIPA, which has a conflicting DYNPU value, will fail activation with the sense code X'08490000'.

DYNPUPFX



For Enterprise Extender connection network connections:	
<i>statements:</i>	GROUP (peripheral node)
<i>dependencies:</i>	DYNPU=YES

Specifies the first two characters of the PU name assigned when a dynamically generated PU is created for the link station. VTAM concatenates the characters specified to form a VTAM-generated character sequence.

Note: This operand is valid only if DYNPU is specified as YES.

DYNPUPFX=CN

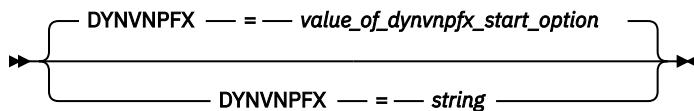
Indicates that CN is the first two characters of the name assigned to the dynamically created PU.

Note: VTAM will add a third character "V" for a dynamic PU created for a connection network.

DYNPUPFX=string

Allows you to specify the first two characters of the name assigned to the dynamically created PU. If you create your own identifier instead of using the default, you must follow VTAM naming conventions. See [“Restrictions on names” on page 12](#) for naming conventions.

DYNVNPFX



statements: *GROUP (peripheral node)*

dependencies: *VNGROUP on PORT must identify this GROUP name*

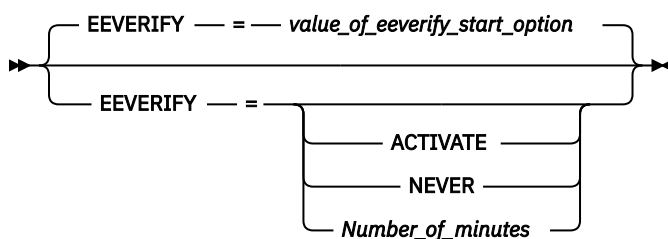
Specifies the first two characters of the PU name assigned when a dynamic connection network PU is created. VTAM concatenates the characters specified to form a VTAM-generated character sequence.

Note: This operand is valid only if this GROUP was identified by the VNGROUP operand on a PORT definition statement in the same External Communication Adapter Major Node.

DYNVNPFX=string

Allows you to specify the first two characters of the name assigned to dynamic connection network PUs. If you specify your own identifier (using this operand) instead of using the default, you must follow VTAM naming conventions. See [“Restrictions on names” on page 12](#) for naming conventions.

EEVERIFY



statements: *GROUP*

dependencies: *Enterprise Extender connection network connections only*

range: *1 - 1440 (in minutes)*

Specifies whether VTAM should automatically send an LDLC probe to the remote partner to determine whether all ports are accessible during the activation of the Enterprise Extender (EE) connection. The EEVERIFY option might also specify the time interval during which VTAM should send the probe on active EE connections.

The EEVERIFY operand is valid only for the EE connection network defined by this group. If you do not code this operand, VTAM uses the value that you coded on the EEVERIFY start option.

EEVERIFY=ACTIVATE

Specifies that VTAM should automatically send an LDLC probe to the remote partner to determine whether all ports are accessible during the activation of the EE connection. If one or more ports are not reachable or are blocked, then VTAM issues an error message and does not activate the EE connection.

EEVERIFY=NEVER

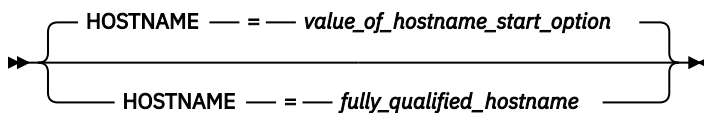
Specifies that VTAM should never automatically send an LDLC probe to the remote partner to determine whether all ports are accessible during the activation of the EE connection.

EEVERIFY=Number_of_minutes

Specifies that VTAM should automatically send an LDLC probe during the activation of the EE connection and that VTAM should continue to periodically send LDLC probes at intervals specified by the *Number_of_minutes* value while the connection is active. Valid values for *Number_of_minutes* are in the range 1 - 1440 minutes (1440 minutes specifies 1 day). If one or more ports are not reachable or are blocked at activation, then VTAM issues an error message and does not activate the EE connection. If one or more ports are not reachable after the connection is active, VTAM issues an error message, but the connection remains active.

For predefined EE connections, define this parameter on the PU definition in the switched major node. For dial-in EE connections that have their associated PUs dynamically created, define this parameter on the model major node (DYNTYPE=EE) PU definition statement.

HOSTNAME



statements:

GROUP

dependencies:

Enterprise Extender Connections only

Specifies the host name associated with the local TCP/IP stack to be used for Enterprise Extender connections utilizing this GROUP definition. The HOSTNAME you code should be a fully qualified TCP/IP domain name, up to 64 characters long. The HOSTNAME you code will be used to acquire, through DNS name-to-address resolution, the static VIPA address which other Enterprise Extender nodes will use in order to communicate with this host using the Enterprise Extender connection.

HOSTNAME can be used as an alternative to specifying an address explicitly using IPADDR. The benefit to using HOSTNAME, versus IPADDR, is that remote nodes attempting to establish EE connections to this host can perform name-to-address resolution on *hostname*, which they receive in the APPN session setup flows, and acquire either the static VIPA address (if no address translation is required) or a network address translation (NAT) address that will ultimately get them to the correct static VIPA address (if network address translation is employed). The downside of using HOSTNAME is that additional DNS definition and coordination might be required to get the correct resolution in all domains. The value of *hostname* can be resolved to either an IPv4 address or an IPv6 address, but it is strongly advised that a *hostname* resolve to a single static VIPA address, to avoid complications during EE connection establishment.

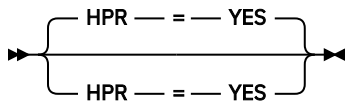
Specifying the HOSTNAME or IPADDR operand on the Enterprise Extender GROUP definition statement is necessary when your Enterprise Extender configuration requires the use of multiple static VIPAs. The HOSTNAME may also be defined as a VTAM start option. If the HOSTNAME operand is not specified on the Enterprise Extender GROUP definition statement, it will default to the value of the HOSTNAME start option, unless IPADDR is coded explicitly on the GROUP statement. When the IPADDR operand is present on the GROUP definition statement, the sift-down effect of the HOSTNAME start option is ignored.

Note:

1. If IPADDR or HOSTNAME is specified on any GROUP definition statement within the Enterprise Extender (XCA) definition, then one of those two operands must be specified on all Enterprise Extender GROUP definition statements (or defaulted from the VTAM start options).
2. The static VIPA addresses acquired by the way of resolving *hostname* are validated by TCP/IP during port activation. All static VIPA addresses defined must pass TCP/IP validation prior to the Enterprise Extender connection being available for use.
3. The *fully_qualified_hostname* may be up to 64 characters in length. See [z/OS Communications Server: SNA Network Implementation Guide](#) for HOSTNAME length considerations.
4. The TCPNAME start option is required in a CINET environment if any of the following conditions exist:
 - The IPADDR parameter is specified on any of the Enterprise Extender XCA major node GROUP definition statements.
 - The HOSTNAME parameter is specified on any of the Enterprise Extender XCA major node GROUP definition statements.
 - The HOSTNAME keyword is specified as a VTAM start option.

If OMVS is not initialized at Enterprise Extender line activation, a Common INET environment is assumed.
5. See [z/OS Communications Server: IP Configuration Guide](#) for information about UNIX Systems Services security considerations and required security definitions.

HPR

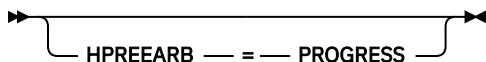


statements: *PU*

dependencies: *DIAL=NO*

Specifies that High-Performance Routing (HPR) support is enabled. HPR=YES is the only valid value and is the default value.

HPREEARB



statements: *GROUP*

dependencies: *Enterprise Extender connection network connections only*

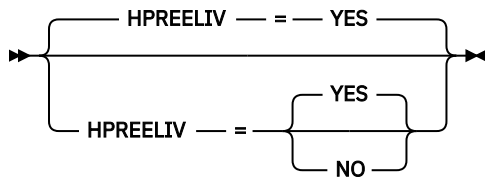
This operand specifies that the progressive-mode adaptive-rate-based (ARB) flow control algorithm is preferred for the High-Performance Routing (HPR) pipes that traverse the Enterprise Extender (EE) connections that are associated with the connection network that is defined by this group. Progressive mode is used only when the HPR pipe is a single-hop pipe (which includes a single physical hop across a 2-hop EE virtual routing node [VRN]) and the RTP partner supports progressive mode.

For dial-in EE connections that have their associated PUs dynamically created, define this parameter on the model major node (DYNTYPE=EE) PU definition statement. For predefined EE connections, define this parameter on the GROUP or PU definition that is in the switched major node.

Result: If a predefined EE connection is established between two EE endpoints before the VRN connection is established (using the same VIPA addresses), the VRN connection uses the established predefined EE connection. In this case, to control the HPREEARB value associated with the EE VRN, you

must specify the HPREEARB operand on the EE PU definition statement (for example, on the switched PU definition).

HPREELIV



statements: *PORT*

dependencies: *Enterprise Extender (EE) Connections only*

HPREELIV=YES

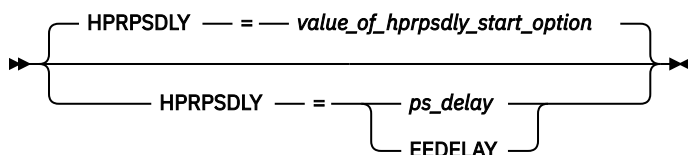
HPR Liveness Reduction for EE is enabled. When an RTP pipe is comprised of a single EE connection (which includes a single physical hop across a 2-hop EE virtual routing node [VRN]), the HPR ALIVE timer will not be used, thereby relying on the EE LDLC layer for inactivity monitoring and saving the timer maintenance and keep-alive status request/reply overhead. RTP pipes comprised of multi-hop or single non-EE hops will continue to use ALIVE timer processing.

HPREELIV=NO

HPR Liveness Reduction for EE is disabled. All RTP pipes will use ALIVE timer processing.

Tip: Use the default of HPREELIV=YES.

HPRPSDLY



statements: *GROUP*

dependencies: *Enterprise Extender connection network connections only*

range: *0 - 240 (in seconds)*

Specifies the time that elapses before RTP pipes enter the path switch state.

The ARB flow control algorithm is sensitive to minor variations in the round-trip time and to unpredictable response times from the partner. This sensitivity might cause RTP endpoints to prematurely enter the path switch state. Although this situation does not affect availability, it does consume CPU cycles and it also causes a significant number of path switch messages to be written to the console log.

The HPRPSDLY operand is valid only for RTP pipes that are directly attached to the Enterprise Extender (EE) connection network that is defined by this group. This operand affects only path switches that are the result of an unresponsive partner (path switches that generate the message IST1818I PATH SWITCH REASON: SHORT REQUEST RETRY LIMIT EXHAUSTED). The HPRPSDLY operand does not control path switches that are initiated as a result of a TG INOP, F RTP commands, or the PSRETRY function. If you do not code this operand, VTAM uses the value that you coded on the HPRPSDLY start option.

HPRPSDLY=ps_delay

Specifies the number of seconds that RTP pipes must delay prior to entering the path switch state. During this time, the RTP endpoint periodically tries to contact the partner in an effort to avoid switching paths. The value 0 indicates that the RTP nodes enter the path switch state when a predetermined number of retry attempts have been unsuccessful.

HPRPSDLY=EEDELAY

Specifies that VTAM calculates the number of seconds that RTP pipes must delay prior to entering the path switch state. The value that is calculated allows enough time for the Enterprise Extender (EE) keep-alive mechanism to cause the EE connection to become inoperative if connectivity to the partner is lost. Unnecessary path switches are avoided while EE determines whether there is a loss of connectivity to the partner.

For predefined EE connections, define this parameter on the PU definition in the switched major node. For dial-in EE connections with associated PUs that are dynamically created, define this parameter on the model major node (DYNTYPE=EE) PU definition statement.

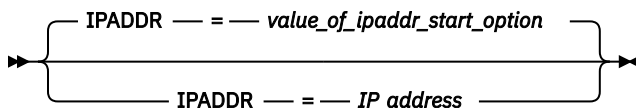
Results:

- When the EEDelay value is specified, the value that is calculated for the HPR path-switch delay might be as long as 253 seconds.
- If a predefined EE connection is established between two EE endpoints before the VRN connection is established (using the same VIPA addresses), the VRN connection uses the established predefined EE connection. In this case, to control the HPRPSDLY value associated with the EE VRN, you must specify the HPRPSDLY operand on the EE PU definition statement (for example, on the switched PU definition). Optionally, you can specify the HPRPSDLY value as a VTAM start option.

Tips:

- This operand can be useful when the RTP partner is on a node that is CPU-constrained or that is running in a virtualized environment. In both of these situations, allowing additional time for the RTP partner to respond might avoid unnecessary processing associated with a path switch.
- If alternate routes exist, specifying a long delay time might cause unnecessary delays for the sessions that are using this RTP pipe.

IPADDR



statements:

GROUP

dependencies:

Enterprise Extender Connections only

Specifies the IP address at the local TCP/IP stack. The static VIPA specified here will be the address which other Enterprise Extender nodes will use in order to communicate with this host using the Enterprise Extender connection.

Specifying the IPADDR or HOSTNAME operand on the Enterprise Extender GROUP definition statement is necessary when your Enterprise Extender configuration requires the use of multiple static VIPAs. The IPADDR may also be defined as a VTAM start option. If the IPADDR operand is not specified on the Enterprise Extender GROUP definition statement, it will default to the value of the IPADDR start option, unless HOSTNAME is coded explicitly on the GROUP statement. When the HOSTNAME operand is coded, there is no sift-down effect from the IPADDR start option.

The address must be specified in dotted decimal format for an IPv4 address (for example, IPADDR=4.6.41.7) or in colon-hexadecimal format for an IPv6 address (for example, IPADDR=2000::67:1:2).

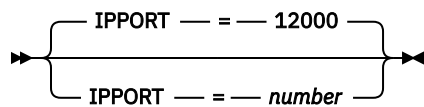
Note:

1. If IPADDR or HOSTNAME is specified on any GROUP definition statement within the Enterprise Extender (XCA) definition, then one of those two operands must be specified on all Enterprise Extender GROUP definition statements (or defaulted from the VTAM start options).
2. The TCPNAME start option is required in a CINET environment if any of the following conditions exist:

- The IPADDR parameter is specified on any of the Enterprise Extender XCA major node GROUP definition statements.
- The HOSTNAME parameter is specified on any of the Enterprise Extender XCA major node GROUP definition statements.
- The HOSTNAME keyword is specified as a VTAM start option.

If OMVS is not initialized at Enterprise Extender line activation, a Common INET environment is assumed.

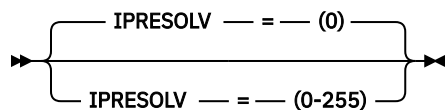
IPPORT



statements: *PORT*
dependencies: *MEDIUM=HPRIP*
range: *0-65531*

Specifies the first number of an ascending sequence of five consecutive numbers that describe the ports used to transmit signal, network, high, medium, and low priority data, respectively. Use of the default value of 12000 is recommended, because all other partner nodes must use the same set of UDP port numbers to connect to this node using Enterprise Extender. Other Enterprise Extender platforms might not offer the capability of using port numbers other than 12000–12004.

IPRESOLV



statements: *PORT*
dependencies: *MEDIUM=HPRIP*
range: *0-255*

Specifies the number of seconds VTAM waits for name-to-address resolution requests to complete before canceling the request. The default is 0 seconds, meaning VTAM will wait indefinitely for resolution to be performed. Any value from 0 to 255 seconds can be specified.

If a nonzero value is specified for IPRESOLV, the value should be chosen after giving consideration to the values defined for resolver timeouts on the TCP/IP stack (RESOLVERTIMEOUT directive in the TCPIP.DATA configuration file), the number of retries attempted (RESOLVERUDPRETRIES directive in the TCPIP.DATA configuration file), and the number of domain names that can be appended to the host name while performing name-to-address resolution (SEARCH or DOMAINORIGIN directive in the TCPIP.DATA configuration file). If a large timeout is specified for RESOLVERTIMEOUT, a number of retries is specified for RESOLVERUDPRETRIES, and/or a large number of domains is specified on SEARCH or DOMAINORIGIN, the resolver might take some time to complete the name-to-address resolution attempt, so IPRESOLV should be set to value large enough to allow the resolver to complete its processing. See [z/OS Communications Server: IP Configuration Reference](#) for details on the resolver directives.

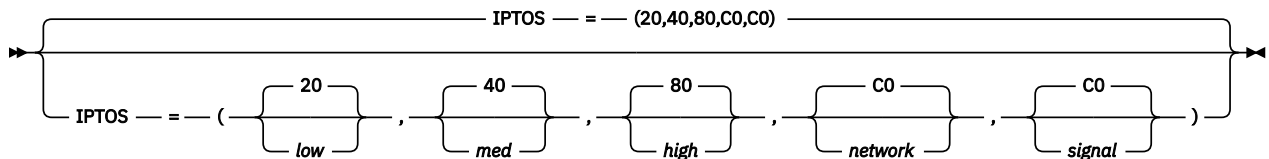
Alternatively, you might want to ensure that the *hostname* being resolved (the HOSTNAME operand on the GROUP statement, or the HOSTNAME start option value) is defined in the local hosts files on this system, and then specify LOOKUP LOCAL DNS in the TCPIP.DATA configuration file to ensure that local hosts files

are searched first (see [z/OS Communications Server: IP Configuration Reference](#) for details about the LOOKUP resolver directive). Coding LOOKUP LOCAL DNS affects all resolver searches, not just Enterprise Extender searches initiated by VTAM, so this option should be chosen with caution.

Note:

1. The IPRESOLV keyword has been set to a default value of zero because in most cases it is desirable to establish the amount of time allowed before *hostname* resolution timeout by using the value in the TCP/IP configuration statements. Reset this value only when a VTAM *hostname* resolution time limit is required.
2. The RESOLVERUDPENTRIES option is applicable only when the resolver is communicating with the name server using the UDP protocol. (This is the default communication method and is specified with the RESOLVEVIA TCPIP.DATA statement.)

IPTOS



statements: *PORT*
dependencies: *MEDIUM=HPRIP*
range: *00-FF*

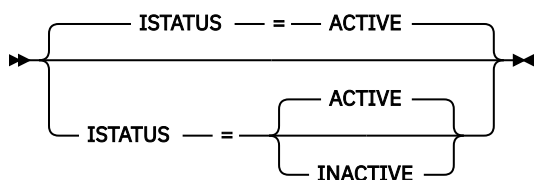
Specifies the Type of Service use for TCP/IP communication. Default values will be used for each Type of Service value which is not entered.

The first value (20) is represented as *low*, the second value (40) as *medium*, the third value (80) as *high*, the fourth value (C0) as *network*, and the last value (C0) as *signal* for Type of Service.

Note: The IP precedence values (within the TOS byte) need to be consistent throughout the network. Enterprise Extender allows you to specify the IP TOS byte which contains the IP precedence field. You can specify one set of IPTOS values for Enterprise Extender. If more granular control is required for IP precedence values, see [Policy Agent and policy applications](#) in the [z/OS Communications Server: IP Configuration Reference](#).

For more information about Type of Service and Class of Service, see [z/OS Communications Server: SNA Network Implementation Guide](#).

ISTATUS



statements: *GROUP, LINE, PU*
dependencies: *none*

Specifies whether a line or PU is to be activated after the first activation of the external communication adapter major node.

ISTATUS=ACTIVE

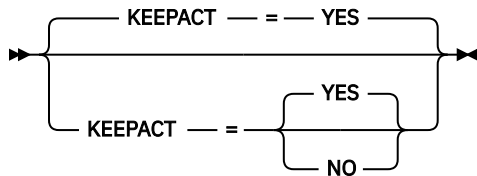
Specifies that the line or PU becomes active when its major node becomes active.

ISTATUS=INACTIVE

Specifies that the line or PU remains inactive until the operator activates it.

The operator can override this value by specifying the SCOPE operand on the VARY ACT command when the major node is activated. See [z/OS Communications Server: SNA Operation](#) for information about using the VARY ACT command.

KEEPACT



statements:

GROUP, LINE

dependencies:

MEDIUM=HPRIP

Specifies whether an XCA line used for an Enterprise Extender connection should be automatically reactivated when the line is deactivated by a link INOP.

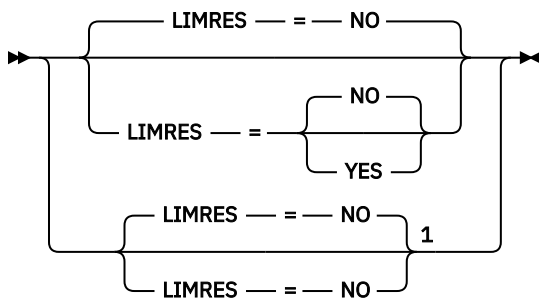
KEEPACT=NO

Specifies that the line is not to be automatically reactivated after a link INOP.

KEEPACT=YES

Specifies that the line is to be automatically reactivated after a link INOP. Coding KEEPACT=YES, or allowing KEEPACT to default to YES, can reduce the need for operator intervention in reestablishing Enterprise Extender connections.

LIMRES



Notes:

¹ LIMRES=NO is the only valid value if the TRLE operand is coded.

Specifies whether a line or group of lines is to be treated as a limited resource. A limited resource allows you to limit the use of some network connections. It also causes any sessions that traverse the resource to be deactivated if no conversation is active. A session also can be deactivated if the time limit you specify for the LIMQSINT operand on the APPL definition statement expires.

This operand applies only to LU 6.2 conversations and PU types 1 and 2.

If you do not code a value for LIMQSINT, resources are not considered to be limited resources. Furthermore, sessions will remain active even after all conversations have ended.

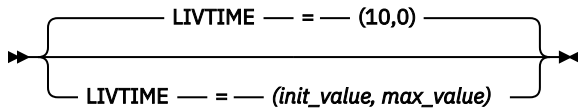
You can also use LIMRES in conjunction with the LIMINTCP start option to specify the interval to retain a free session using a limited resource for some network management flows (excluding flows using the APPN control point sessions or dependent LU server sessions). If you do not code a value for the LIMINTCP start option, resources are not considered to be limited resources, and the sessions will remain active even after all conversations have ended.

LIMRES=NO

Specifies that this line or group of lines is not to be treated as a limited resource.

LIMRES=YES

Specifies that this line or group of lines is to be treated as a limited resource. LIMRES=YES must be coded for the LIMINTCP start option to be effective.

LIVTIME

statements: *PORT, GROUP*

dependencies: *MEDIUM=HPRIP*

range: *init_value 5-25*
max_value 0 or init_value-3600

Specifies the Enterprise Extender logical data link control liveness timer interval range, in seconds.

There are two timer functions that affect Enterprise Extender connections: the logical data link control (LDLC) timer and the disconnect timer. The operands that control the LDLC timer that are specified on the PORT and GROUP macros are LIVTIME, SRQTIME, and SRQRETRY. The disconnect timer is controlled by the DISCNT keyword on the PU macro.

LDLC uses the LDLC timer interval to determine how long to wait before considering an Enterprise Extender connection inoperative. Two values can be specified on the LDLC liveness timer (LIVTIME). These values are optional with the first being the initial LIVTIME value (*init_value*) and the second the maximum LIVTIME value (*max_value*). If the *max_value* is specified or defaulted to 0, or the *max_value* is specified as equal to the *init_value*, the LDLC timer facility uses the initial value for the liveness timer.

During periods of inactivity on the Enterprise Extender connection, when the liveness timer expires, LDLC polls the partner with an LDLC TEST request. This verifies that the EE partner is still available. In Enterprise Extender configurations that experience long periods of inactivity, the LDLC TEST flows or HPR status flows might be the only flows occurring. In configurations involving large numbers of EE connections, reducing these flows can significantly reduce EE overhead (CPU consumption).

Specifying a *max_value* larger than the *init_value* enables the EE LDLC Keep-Alive Reduction Function. This function enables the current LIVTIME window to expand and contract based on current network conditions. Expanding the current LIVTIME window reduces the number of LDLC test flows that occur during periods of inactivity.

The following information shows the basic set of rules of the EE LDLC Keep-Alive Reduction Function:

- The current LIVTIME interval is always initialized to the *init_value* when the connection is established.
- During a specific LIVTIME interval, if the only activity over the EE connection are LDLC TEST flows, the current LIVTIME value is doubled in size. The current LIVTIME value can double in size up to the size specified by *max_value*. This guarantees that VTAM will poll the EE partner at least once every number of seconds specified by the *max_value* value.
- When HPR traffic starts flowing over an inactive EE connection and the current LIVTIME window has expanded to be larger than the initial value, VTAM immediately resets the LIVTIME value to the initial value and begins testing the EE connection for connectivity.

Result: When the EE LDLC Keep-Alive Reduction Function is enabled, there is a trade-off between CPU reduction and Enterprise Extender's responsiveness to TCP/IP connectivity problems. EE will verify the TCP/IP connection to the partner when HPR traffic resumes. However, if the EE partner is no longer reachable, there is an LDLC disconnect timeout period before the EE connection is disconnected. These trade-offs must be taken into account when selecting a *max_value* value for the LIVTIME facility.

The disconnect timer works independently of the LDLC timer, and determines the time interval during which Enterprise Extender monitors for data transfer before disconnecting the link (if no data transfer occurs).

An Enterprise Extender link might be disconnected under the following conditions:

- The interval determined by $LIVTIME + (SRQTIME * (SRQRETRY + 1))$ expires if required signal responses are not received.
- The DELAY value specified by DISCNT expires if no data transfer occurs.

Note: The Enterprise Extender link disconnection occurs if the DISCNT value defined specifies the connection is to be broken (see the DISCNT operand in “Switched major node” on page 314). In addition, if using DISCNT, the DELAY value in effect will be the minimum of the value on the dial-out PU and the dial-in PU. In order to accurately specify the DELAY value on the dial-in PU, you must be able to control which dial-in PU being is selected. See [z/OS Communications Server: SNA Network Implementation Guide](#).

MEDIUM

For Enterprise Extender connections:	
➤ MEDIUM — = — HPRIP ➤	
statements:	PORT
dependency:	DIAL=YES

Identifies the type of shared access transport facility (SATF) being defined.

For Enterprise Extender connections, the only valid option is HPRIP.

MEDIUM=HPRIP

Defines a connection that provides access to resources located through an IP network through Enterprise Extender.

Note: On the PORT statement, only one XCA major node with MEDIUM=HPRIP may be active at any time.

MTU

➤ MTU — = — mtu_size ➤

statements:	GROUP
dependencies:	Enterprise Extender connection network connections only
range:	1024 - 32767

Defines the maximum transmission unit (MTU), in bytes, that is used for Enterprise Extender connections associated with the connection network (CN) that is defined by this group. This MTU size is reduced by VTAM to account for header lengths such as the IP, UDP, and LLC headers that are necessary for EE traffic. If MTU is not specified, VTAM uses the value learned from the TCP/IP stack. This learned value is the minimum MTU size (minus IP and UDP header sizes) associated with all the defined TCP/IP interfaces that are allowed for this local static VIPA. If an MTU size with a value is specified, VTAM uses the lesser of this *mtu_size* value and the value learned from TCP/IP. If the TCP/IP stack presents a value less than 768 bytes, VTAM sets the MTU to 768 bytes because this is the smallest packet size allowed by the HPR architecture. Typically, the MTU size for an EE connection is constant after the EE connection is established. However, if the MTU size of the TCP/IP stack changes, RTP pipes with endpoints in the same node as the TCP/IP stack dynamically detect these changes when their outbound packets are being

transmitted. If the learned value is less than the *mtu_size* value, VTAM uses the learned value. Reasons for MTU size changes include the following information:

- New IP routes with different local MTU sizes become available
- Existing IP routes become unavailable
- Path MTU discovery is enabled for IPv4 or IPv6 EE connections (see “PMTUD start option” on page 601 for more information), and path MTU changes are discovered in the IP network

You can enable path MTU discovery for IPv4 and IPv6 EE connections (see “PMTUD start option” on page 601 for more information). If path MTU discovery is enabled, VTAM can dynamically learn about any MTU size changes that occur in the IP network. RTP pipes traversing Enterprise Extender connections can reduce their packet size to avoid IP fragmentation. In some environments, you might not be able to use path MTU discovery because firewalls must allow ICMP messages to be forwarded back to the host. In these cases, specify the MTU operand to control the maximum packet size that VTAM sends out on an Enterprise Extender connection.

Result: If a predefined EE connection is established between two EE endpoints before the VRN connection is established (using the same VIPA addresses), the VRN connection uses the established predefined EE connection. In this case, to control the MTU size associated with the EE VRN, you must specify the MTU operand for the predefined EE connection (for example, on the switched PU definition).

Rule: When the MTU operand is specified on the GROUP statement, VNNAME and VNTYPE must also be specified on the GROUP statement. If the group is not defined as a connection network, the MTU operand cannot be specified on the GROUP definition statement.

Tips:

- If the *mtu_size* value is specified and IPv4 Enterprise Extender packets are being fragmented in the IP network, you might need to reduce the *mtu_size* value to account for optional headers that might be present.
- For dial-in Enterprise Extender connections with associated PUs that are dynamically created, you can define the MTU parameter in the model major node (DYNTYPE=EE) PU definition statement.
- For predefined Enterprise Extender connections, you can define the MTU parameter on the PU definition in the switched major node.

name

➡ *name* ➡

statements: VBUILD, PORT, GROUP, LINE, PU

dependencies: none

On VBUILD

name provides the required and unique name for this major node.

On PORT

name provides the required name associated with a particular adapter in an IBM 3172 Nways interconnect controller with a virtual representation of an Enterprise Extender connection.

On GROUP

name provides the required minor node name of the line group represented by this definition statement.

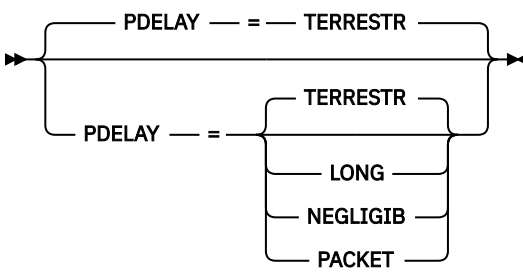
On LINE

name provides the required minor node name of the link represented by this definition statement.

On PU

name provides the required minor node name of the physical unit represented by this definition statement.

PDELAY

For Enterprise Extender connections:	
	
statements:	PORT, GROUP (TGs to Enterprise Extender connection networks)
dependency:	TGs to connection networks For GROUP; MEDIUM=HPRIP

Specifies the maximum propagation delay of the link for the TG. Propagation delay represents the time needed for a signal to travel from one end of the link to the other.

PDELAY=NEGLIGIB

Indicates a local area network delay (less than .48 milliseconds).

PDELAY=TERRESTR

Indicates telephone network delay (between .48 and 49.152 milliseconds).

PDELAY=PACKET

Indicates a packet-switched network delay (between 49.152 and 245.76 milliseconds).

PDELAY=LONG

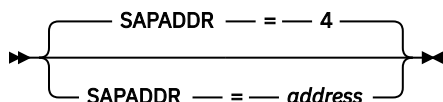
Indicates a satellite delay (greater than 245.76 milliseconds).

Recommendations:

- When specified on the PORT statement, VNGROUP and VNNAME (or VNTYPE=GLOBAL) must also be specified on the PORT statement and the value applies to the TG to the connection network specified in VNNAME (or IP.IP if VNNAME is defaulted for VNTYPE=GLOBAL).
- When specified on the GROUP statement, VNNAME or VNTYPE=GLOBAL must also be specified on the GROUP statement. If the GROUP is not defined as a connection network, the TG characteristics cannot be specified on the GROUP definition statement. They must be specified on the PU definition statement in the switched major node (or for dynamically created dial-in EE PUs on the DYNTYPE=EE model major node) for the PU being dialed to establish the connection.

Guideline: Although an Enterprise Extender connection network, including the virtual node name, type, and all TG characteristics, can be defined on the PORT definition statement, you should define your Enterprise Extender connection network on the corresponding GROUP definition statement instead. By coding all connection network and TG characteristics operands on the GROUP statement, the VNGROUP operand is no longer needed. Also, because there can be multiple connection networks defined in an Enterprise Extender XCA major node with multiple GROUP definition statements, defining all of the operands on the GROUP statement to which they apply provides more clarity.

SAPADDR



Connection type:	Enterprise Extender (HPRIP)
statements:	PORT
dependency:	
range:	4–252

For Enterprise Extender, there must be different SAP values for host connections. In other words, if two hosts are issuing dials, both in and out, they must be using different SAP values to represent the connection. For example, if host 1 issues a dial to host 2 with

```
local SAP = 04
remote SAP = 08
```

and the connection comes active, host 2 cannot issue a dial back to host 1 with

```
local SAP = 08
remote SAP = 04
```

because the connection represented by the SAP pair 0408 is already active. If host 2 issues the dial with the above information, the dial request will be failed and the operator will receive a sense code of FFC80004.

Note: See [z/OS Communications Server: SNA Network Implementation Guide](#) for more information about SAP pairs.

Tip: z/OS Communications Server does not permit an outbound EE connection request to succeed if the local and remote IP addresses are already connected, regardless of whether the SAP values are different. This restriction applies only to parallel EE connections that are initiated by VTAM. An inbound parallel EE connection request, that uses the same IP address pair and different SAP values, is accepted by VTAM.

On PORT

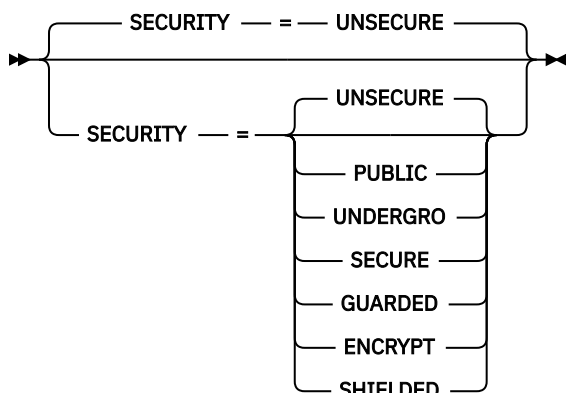
Specifies the service access point (SAP) address for the connection to a TCP/IP network through the port that this major node defines.

Note: Enterprise Extender is a connection identifier.

The SAP values for Enterprise Extender are multiples of 2. A null SAPADDR value has the same meaning as not coding the SAPADDR operand.

Note: Use the default for SAPADDR on the PORT definition statement. If there are multiple hosts sharing the XCA device, the SAPADDR must be unique for each VTAM that is sharing the XCA port.

SECURITY



For Enterprise Extender connections:	
<i>statements:</i>	PORT, GROUP (TGs to Enterprise Extender connection networks)
<i>dependency:</i>	TGs to connection networks For GROUP; MEDIUM=HPRIP

Specifies the security level of the transmission group. The following options range from the least secure level to the most secure level.

SECURITY=UNSECURE

Specifies no security level.

SECURITY=PUBLIC

Specifies a public switched network.

SECURITY=UNDERGRO

Specifies an underground cable, not guarded.

SECURITY=SECURE

Specifies a secure conduit, not guarded.

SECURITY=GUARDED

Specifies a guarded conduit, physical only.

SECURITY=ENCRYPT

Specifies link encryption.

SECURITY=SHIELDED

Specifies a guarded conduit, physical and radiation shielded.

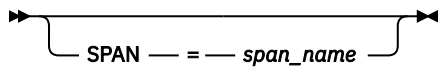
Recommendations:

- When specified on the PORT statement, VNGROUP and VNNAME (or VNTYPE=GLOBAL) must also be specified on the PORT statement and the value applies to the TG to the connection network specified in VNNAME (or IP.IP if VNNAME is defaulted for VNTYPE=GLOBAL).
- When specified on the GROUP statement, VNNAME or VNTYPE=GLOBAL must also be specified on the GROUP statement. If the GROUP is not defined as a connection network, the TG characteristics cannot be specified on the GROUP definition statement. They must be specified on the PU definition statement in the switched major node (or for dynamically created dial-in EE PUs on the DYNTYPE=EE model major node) for the PU being dialed to establish the connection.

Guideline: Although an Enterprise Extender connection network, including the virtual node name, type, and all TG characteristics, can be defined on the PORT definition statement, you should define your Enterprise Extender connection network on the corresponding GROUP definition statement instead. By coding all connection network and TG characteristics operands on the GROUP statement, the VNGROUP

operand is no longer needed. Also, because there can be multiple connection networks defined in an Enterprise Extender XCA major node with multiple GROUP definition statements, defining all of the operands on the GROUP statement to which they apply provides more clarity.

SPAN



statements:

GROUP, LINE, PU

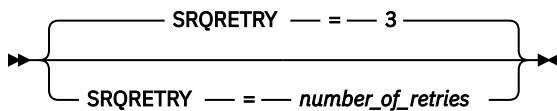
dependencies:

NetView

Defines a span of control for VTAM minor node resources. Code this operand if you are using the NetView program. For a full description, see the *IBM Tivoli NetView for z/OS Installation: Configuring Additional Components*.

The NetView program checks the SPAN value, but VTAM ignores it.

SRQRETRY



statements:

PORT, GROUP

dependencies:

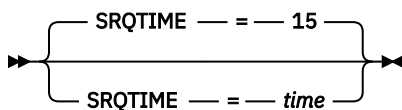
MEDIUM=HPRIP

range:

3-9

Specifies the number of times the short request timer is retried before the port becomes inoperative. For an explanation about using SRQRETRY externally, see [“LIVTIME” on page 178](#).

SRQTIME



statements:

PORT, GROUP

dependencies:

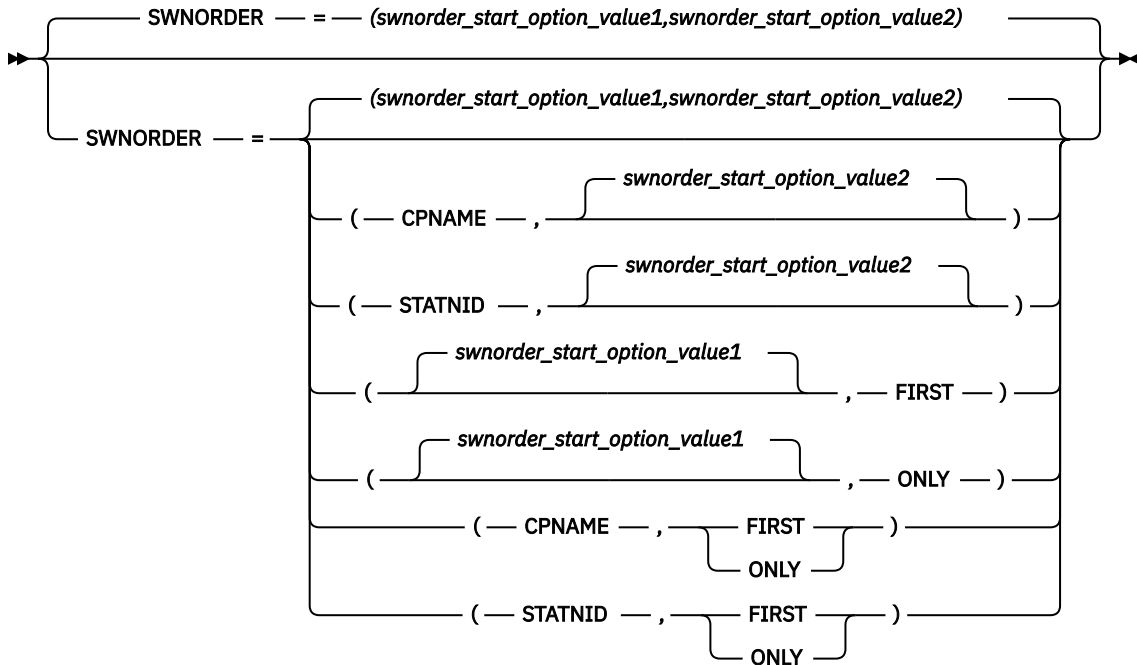
MEDIUM=HPRIP

range:

3-20

Specifies the Enterprise Extender logical link control short request timer interval in seconds. For an explanation about using SRQTIME externally, see [“LIVTIME” on page 178](#).

SWNORDER



For Enterprise Extender connections:	
statements:	GROUP, LINE
dependencies:	Peripheral node

Specifies the way VTAM locates a switched PU. If you do not code SWNORDER, the default is the value of the SWNORDER start option.

If VTAM does not find the PU using the SWNORDER parameter 1 value, and the second parameter of SWNORDER is FIRST, VTAM searches by the other value. For example, if you code SWNORDER=CPNAME and VTAM cannot find a PU with a matching CPNAME, VTAM searches by the station identifier (IDBLK and IDNUM operands on the PU definition statement for the switched major nodes).

If VTAM does not find the PU using the SWNORDER value you specify and the second parameter of SWNORDER is ONLY, the search for the PU terminates. For example, if you code SWNORDER=(CPNAME,ONLY) and VTAM cannot find a PU with a matching CPNAME, no attempt will be made to find the PU using the station identifier.

If VTAM fails to find a predefined PU as described above and dynamic PUs are allowed, a dynamic PU will be created and PU connection processing will continue. If dynamic PUs are not allowed, the PU connection process will fail.

These operands override the SWNORDER start option values for SWNORDER.**SWNORDER=(value_1,value_2) :**

value_1=CPNAME

Specifies that VTAM searches for a switched PU by the CPNAME.

value_1=STATNID

Specifies that VTAM searches for a switched PU by the station identifier.

value_2=FIRST

If a switched PU is not found using the value specified by *value_1*, the alternate value of *value_1* will be used to search for a switched PU.

value_2=ONLY

If a switched PU is not found using the value specified by *value_1*, a search using the alternate value of *value_1* will not be performed.

If either *value_1* or *value_2* are omitted from the SWNORDER definition, the corresponding start option SWNORDER value will be the default for the omitted value.

TGP

➡ TGP — = — *tgp_name* ➡

For Enterprise Extender connections:	
<i>statements:</i>	PORT, GROUP (TGs to Enterprise Extender connection networks)
<i>dependency:</i>	TGs to connection networks For GROUP; MEDIUM=HPRIP

Specifies the name of a TG profile definition. The characteristics of the TG profile (along with any modifiers) become the characteristics of the PU. If TGP is not specified or has not been activated when the PU becomes active, default TG characteristics are assigned.

See [“APPN transmission group profile” on page 441](#) for more information on transmission group profiles.

Recommendations:

- When specified on the PORT statement, VNGROUP and VNNAME (or VNTYPE=GLOBAL) must also be specified on the PORT statement and the value applies to the TG to the connection network specified in VNNAME (or IP.IP if VNNAME is defaulted for VNTYPE=GLOBAL).
- When specified on the GROUP statement, VNNAME or VNTYPE=GLOBAL must also be specified on the GROUP statement. If the GROUP is not defined as a connection network, the TG characteristics cannot be specified on the GROUP definition statement. They must be specified on the PU definition statement in the switched major node (or for dynamically created dial-in EE PUs on the DYNTYPE=EE model major node) for the PU being dialed to establish the connection.

Guideline: Although an Enterprise Extender connection network, including the virtual node name, type, and all TG characteristics, can be defined on the PORT definition statement, you should define your Enterprise Extender connection network on the corresponding GROUP definition statement instead. By coding all connection network and TG characteristics operands on the GROUP statement, the VNGROUP operand is no longer needed. Also, because there can be multiple connection networks defined in an Enterprise Extender XCA major node with multiple GROUP definition statements, defining all of the operands on the GROUP statement to which they apply provides more clarity.

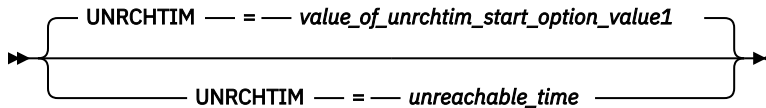
TYPE

➡ TYPE — = — XCA ➡

<i>statements:</i>	<i>VBUILD</i>
<i>dependencies:</i>	<i>none</i>

Indicates an external communication adapter major node. This operand is required.

UNRCHTIM



statements:

PORT, GROUP

dependencies:

Enterprise Extender connections; VNNAME or VNTYPE

range:

0, or 10–65535

Specifies the default number of seconds that a partner node for a session path through an Enterprise Extender connection network is considered unreachable after certain Enterprise Extender connection network failures. During this period, the path through the Enterprise Extender connection network to this partner node will not be considered for new sessions or HPR path switches. A partner node is determined to be unreachable when a dial failure occurs across an Enterprise Extender connection network or when an INOP of an existing connection through an Enterprise Extender connection network is detected. UNRCHTIM is meaningful only if the NODETYPE start option is also used.

Guidelines:

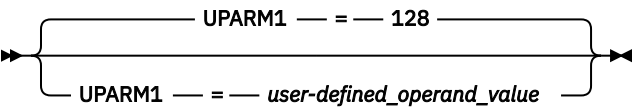
- Coding UNRCHTIM for an Enterprise Extender connection network provides a way to route new sessions and HPR path switches around a problem with a specific connection network path, as long as an alternate route exists, until the underlying problem can be resolved. Specifying UNRCHTIM=0, or allowing it to default, will cause Enterprise Extender connection network processing to work the same as it does in z/OS V1R5 Communications Server and prior releases, but the topology and routing services component will not be informed of Enterprise Extender connection network connectivity problems and will continue to use the connection network path for new sessions and HPR path switches even if alternate paths are available. These new sessions and HPR path switches will continue to fail until the underlying problem is resolved. See [z/OS Communications Server: SNA Network Implementation Guide](#) for additional information about the implications of turning on UNRCHTIM for an Enterprise Extender connection network.
- Although an Enterprise Extender connection network, including the virtual node name, type, and all TG characteristics, can be defined on the PORT definition statement, you should define your Enterprise Extender connection network on the corresponding GROUP definition statement instead. By coding all connection network and TG characteristics operands on the GROUP statement, the VNGROUP operand is no longer needed. Also, because there can be multiple connection networks defined in an Enterprise Extender XCA major node with multiple GROUP definition statements, defining all of the operands on the GROUP statement to which they apply provides more clarity.

Tips:

- The *unreachable_time* value should be the same for all PORT or GROUP statements that define the same connection network. You can code a PORT statement and multiple GROUP statements with the same VNNAME if different IP addresses are specified. This allows you to have multiple TGs to that connection network. If the *unreachable_time* values are different on these statements, the *unreachable_time* value used will be the value associated with the line on which a dial failure or connection INOP occurs, causing the unreachable time to be unpredictable.
- An end node that has detected an unreachable partner path notifies its network node server (NNS) of the unreachability so that the NNS can use that information when calculating routes for the end node. Beginning with z/OS V1R8 Communications Server, the NNS overrides the *unreachable_time* value sent by the EN using its unreachable time value for the associated connection network, if configured, or the value specified in its UNRCHTIM VTAM start option. With this enhancement, changing the unreachable time value for an Enterprise Extender connection network no longer requires you to update every attached end node. Only the attached network nodes and those attached end nodes with NNS running z/OS V1R6 or V1R7 Communications Server need to be updated with the new value. You must

still configure an unreachable time value on every end node to activate the EE connection network reachability awareness function.

UPARM1



For Enterprise Extender connections:	
statements:	PORT, GROUP (TGs to Enterprise Extender connection networks)
dependency:	TGs to connection networks For GROUP; MEDIUM=HPRIP
range:	0-255

Specifies a user-defined operand value.

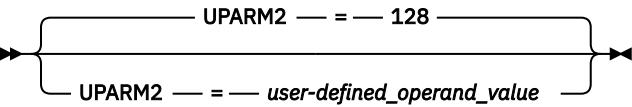
See [z/OS Communications Server: SNA Network Implementation Guide](#) for an example of using the UPARM operands.

Recommendations:

- When specified on the PORT statement, VNGROUP and VNNAME (or VNTYPE=GLOBAL) must also be specified on the PORT statement and the value applies to the TG to the connection network specified in VNNAME (or IP.IP if VNNAME is defaulted for VNTYPE=GLOBAL).
- When specified on the GROUP statement, VNNAME or VNTYPE=GLOBAL must also be specified on the GROUP statement. If the GROUP is not defined as a connection network, the TG characteristics cannot be specified on the GROUP definition statement. They must be specified on the PU definition statement in the switched major node (or for dynamically created dial-in EE PUs on the DYNTYPE=EE model major node) for the PU being dialed to establish the connection.

Guideline: Although an Enterprise Extender connection network, including the virtual node name, type, and all TG characteristics, can be defined on the PORT definition statement, you should define your Enterprise Extender connection network on the corresponding GROUP definition statement instead. By coding all connection network and TG characteristics operands on the GROUP statement, the VNGROUP operand is no longer needed. Also, because there can be multiple connection networks defined in an Enterprise Extender XCA major node with multiple GROUP definition statements, defining all of the operands on the GROUP statement to which they apply provides more clarity.

UPARM2



For Enterprise Extender connections:	
statements:	PORT, GROUP (TGs to Enterprise Extender connection networks)
dependency:	TGs to connection networks For GROUP; MEDIUM=HPRIP
range:	0-255

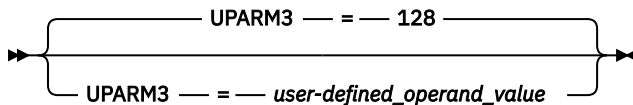
Specifies a user-defined operand value.

Recommendations:

- When specified on the PORT statement, VNGROUP and VNNAME (or VNTYPE=GLOBAL) must also be specified on the PORT statement and the value applies to the TG to the connection network specified in VNNAME (or IP.IP if VNNAME is defaulted for VNTYPE=GLOBAL).
- When specified on the GROUP statement, VNNAME or VNTYPE=GLOBAL must also be specified on the GROUP statement. If the GROUP is not defined as a connection network, the TG characteristics cannot be specified on the GROUP definition statement. They must be specified on the PU definition statement in the switched major node (or for dynamically created dial-in EE PUs on the DYNTYPE=EE model major node) for the PU being dialed to establish the connection.

Guideline: Although an Enterprise Extender connection network, including the virtual node name, type, and all TG characteristics, can be defined on the PORT definition statement, you should define your Enterprise Extender connection network on the corresponding GROUP definition statement instead. By coding all connection network and TG characteristics operands on the GROUP statement, the VNGROUP operand is no longer needed. Also, because there can be multiple connection networks defined in an Enterprise Extender XCA major node with multiple GROUP definition statements, defining all of the operands on the GROUP statement to which they apply provides more clarity.

UPARM3



For Enterprise Extender connections:	
statements:	PORT, GROUP (TGs to Enterprise Extender connection networks)
dependency:	TGs to connection networks For GROUP; MEDIUM=HPRIP
range:	0-255

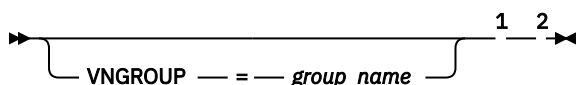
Specifies a user-defined operand value.

Recommendations:

- When specified on the PORT statement, VNGROUP and VNNAME (or VNTYPE=GLOBAL) must also be specified on the PORT statement and the value applies to the TG to the connection network specified in VNNAME (or IP.IP if VNNAME is defaulted for VNTYPE=GLOBAL).
- When specified on the GROUP statement, VNNAME or VNTYPE=GLOBAL must also be specified on the GROUP statement. If the GROUP is not defined as a connection network, the TG characteristics cannot be specified on the GROUP definition statement. They must be specified on the PU definition statement in the switched major node (or for dynamically created dial-in EE PUs on the DYNTYPE=EE model major node) for the PU being dialed to establish the connection.

Guideline: Although an Enterprise Extender connection network, including the virtual node name, type, and all TG characteristics, can be defined on the PORT definition statement, you should define your Enterprise Extender connection network on the corresponding GROUP definition statement instead. By coding all connection network and TG characteristics operands on the GROUP statement, the VNGROUP operand is no longer needed. Also, because there can be multiple connection networks defined in an Enterprise Extender XCA major node with multiple GROUP definition statements, defining all of the operands on the GROUP statement to which they apply provides more clarity.

VNGROUP



Notes:

¹ Code VNGROUP if you code VNNAME (or VNTYPE=GLOBAL if you default the name to IP.IP)

² VNNAME and VNTYPE can not be specified on the GROUP definition statement when that GROUP is specified on the VNGROUP operand on the PORT definition statement.

statements: *PORT, GROUP*

dependencies: *Enterprise Extender connections only; VNNAME; DIAL=YES on GROUP statement*

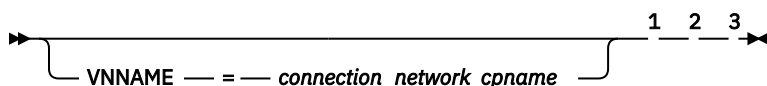
On GROUP, MEDIUM=HPRIP is required on the PORT statement

Specifies the name of the GROUP containing dial-out links available for use on the connection network named on the VNNAME operand.

For sessions that are routed through the connection network, a dynamic PU is created to represent the destination node. In effect, DYNPU=YES is enforced automatically when a session is established through the connection network. The name specified on the VNGROUP operand provides the name of the group for the dynamic PU that is allocated.

Guideline: Although an Enterprise Extender connection network, including the virtual node name, type, and all TG characteristics, can be defined on the PORT definition statement, you should define your Enterprise Extender connection network on the corresponding GROUP definition statement instead. By coding all connection network and TG characteristics operands on the GROUP statement, the VNGROUP operand is no longer needed. Also, because there can be multiple connection networks defined in an Enterprise Extender XCA major node with multiple GROUP definition statements, defining all of the operands on the GROUP statement to which they apply provides more clarity.

VNNAME



Notes:

¹ On the PORT statement for all connections other than Enterprise Extender, code VNNAME if you code VNGROUP.

² On the PORT statement for Enterprise Extender connections, VNNAME is not required if VNTYPE=GLOBAL, otherwise code VNNAME if you code VNGROUP.

³ VNNAME is valid on the GROUP statement only if this is an Enterprise Extender XCA major node (MEDIUM=HPRIP on the PORT statement).

statements: *PORT*

GROUP

dependencies: *Enterprise Extender connections only; VNGROUP; DIAL=YES on GROUP statement*

Enterprise Extender connections; DIAL=YES on GROUP statement

On GROUP, MEDIUM=HPRIP is required on the PORT statement

Specifies a 1–17 character network-qualified CPNAME for the connection network. VNNAME is reported to the network topology as a virtual node and is treated as an adjacent CP to this node. The NETID of the SSCP that owns the connection network (the NETID of the host) is used.

For sessions that are routed through the connection network, a dynamic PU is created to represent the destination node. In effect, DYNPU=YES is enforced automatically when a session is established through the connection network.

VNNAME operand can be specified on the GROUP definition statement for Enterprise Extender Connection Networks.

VNNAME operand will no longer be required for Enterprise Extender Connection Networks when the VNTYPE is defined as GLOBAL. If no VNNAME is specified for a Global Virtual Node (VNTYPE=GLOBAL), then a default name of IP.IP will be used. If no Network ID (NETID) is specified for the VNNAME, then the NETID of the host defining the Global Virtual Node is used. Therefore, if a user does not want to use the default VNNAME, they should define their VNNAME as fully qualified throughout their network (otherwise they risk non-matching VNNAMEs and not being able to fully use their Global Virtual Routing Node support).

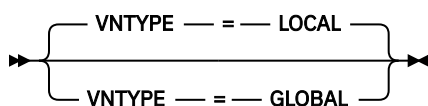
If the same VNNAME is defined more than once within the Enterprise Extender XCA major node, the associated IPADDR value, HOSTNAME value, or IP address resolved from the HOSTNAME value must be unique. A general rule is the VNNAME/specified or resolved IP address pair must be unique.

If the same VNNAME is defined more than once within the Enterprise Extender XCA major node, the VNTYPE associated with this virtual routing node (VRN) must be the same.

Note: A user may define both Global and Local Virtual Nodes in the same XCA (MEDIUM=HPRIP) major node. This can be done by defining them on multiple GROUP definition statements. Alternatively, this can be done by coding one Virtual Node on the PORT and coding other Virtual Nodes on one or more GROUP statements. If a Virtual Node is being defined on the PORT statement, then it must specify a VNGROUP operand and the GROUP referenced cannot define another Virtual Node (either Local or Global). A user may define as many Local or Global Virtual Nodes as their configuration requires.

Guideline: Although an Enterprise Extender connection network, including the virtual node name, type, and all TG characteristics, can be defined on the PORT definition statement, you should define your Enterprise Extender connection network on the corresponding GROUP definition statement instead. By coding all connection network and TG characteristics operands on the GROUP statement, the VNGROUP operand is no longer needed. Also, because there can be multiple connection networks defined in an Enterprise Extender XCA major node with multiple GROUP definition statements, defining all of the operands on the GROUP statement to which they apply provides more clarity.

VNTYPE



statements:

PORT, GROUP

dependencies:

Enterprise Extender Connection Networks

On GROUP, MEDIUM=HPRIP is required on the PORT statement

Specifies whether an Enterprise Extender Connection Network is permitted to span network boundaries.

VNTYPE=LOCAL

Connection network is not permitted to span multiple networks (default).

VNTYPE=GLOBAL

Connection network is permitted to span multiple networks.

VNTYPE operand can be specified on the GROUP definition statement for Enterprise Extender Connection Networks. To define a Global VRN, the VNTYPE=GLOBAL must also be specified.

Tip: A VRN that is defined with VNTYPE=GLOBAL can also be used locally. Attempts to define the same VRN as GLOBAL in some nodes and LOCAL in others might not produce the results that you want. If a VRN is used across networks or subnetworks, it should always be defined with VNTYPE=GLOBAL in all nodes.

Guideline: Although an Enterprise Extender connection network, including the virtual node name, type, and all TG characteristics, can be defined on the PORT definition statement, you should define your Enterprise Extender connection network on the corresponding GROUP definition statement instead. By coding all connection network and TG characteristics operands on the GROUP statement, the VNGROUP operand is no longer needed. Also, because there can be multiple connection networks defined in an Enterprise Extender XCA major node with multiple GROUP definition statements, defining all of the operands on the GROUP statement to which they apply provides more clarity.

Local non-SNA major node

To define a local non-SNA major node, code an LBUILD definition statement followed by a LOCAL definition statement. The definition statements define each channel-attached non-SNA terminal as part of a logical set (group) of channel-attached non-SNA terminals. The non-SNA cluster controller (3272 or compatible device) to which the terminal is attached is not defined to VTAM. All terminals defined within a local non-SNA major node do not need to be on the same controller. Different terminals on the same controller can be defined to VTAM in different local non-SNA major nodes.

Table 19. Local non-SNA major node definition statements and operands

Name	Definition statement	Operands	Page	Req	Sift effect	Default	Restrictions, dependencies
name	LBUILD	CONFGDS	“CONFGDS” on page 196				
		CONFGPW	“CONFGPW” on page 197				CONFGDS
name	LOCAL	CUADDR	“CUADDR” on page 197	R			
		TERM	“TERM” on page 202	R			
		ASLENT	“ASLENT” on page 195				ASLTAB
		ASLTAB	“ASLTAB” on page 196				
		BUFNUM	“BUFNUM” on page 196				
		DLOGMOD	“DLOGMOD” on page 197				MODETAB

Table 19. Local non-SNA major node definition statements and operands (continued)

Name	Definition statement	Operands	Page	Req	Sift effect	Default	Restrictions, dependencies
		FEATUR2	“FEATUR2” on page 197			(NOEDATS, MODEL1, NOPRINTR, NOSELPEN)	
		ISTATUS	“ISTATUS” on page 199			ACTIVE	
		LOGAPPL	“LOGAPPL” on page 199				NetView or TSO
		LOGTAB	“LOGTAB” on page 199				dependent LUs
		MDLENT	“MDLENT” on page 200				MDLTAB
		MDLTAB	“MDLTAB” on page 200				
		MODETAB	“MODETAB” on page 200			ISTINCLM	
		REGISTER	“REGISTER” on page 201			NETSRVR	APPN only
		SPAN	“SPAN” on page 201				NetView
		SSCPFM	“SSCPFM” on page 202			USS3270	
		USSTAB	“USSTAB” on page 202			ISTINCDT	Dependent LUs

Legend:

R

Required operand.

Local non-SNA major node coding notes

This information contains coding notes for the local non-SNA major node.

LBUILD definition statement

Code one LBUILD definition statement for each logical group of channel-attached non-SNA terminals.

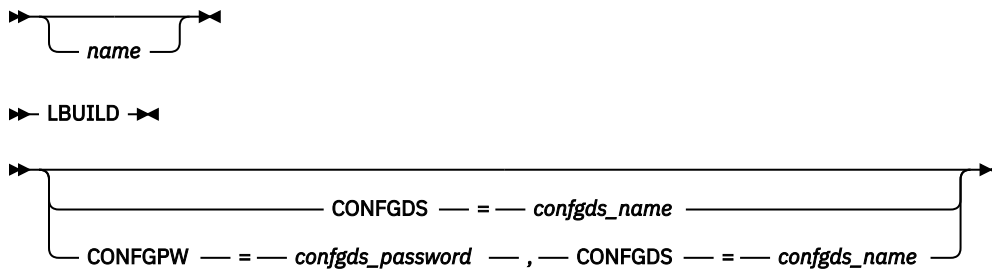
LOCAL definition statement

Code one LOCAL definition statement for each channel-attached non-SNA terminal in the VTAM domain.

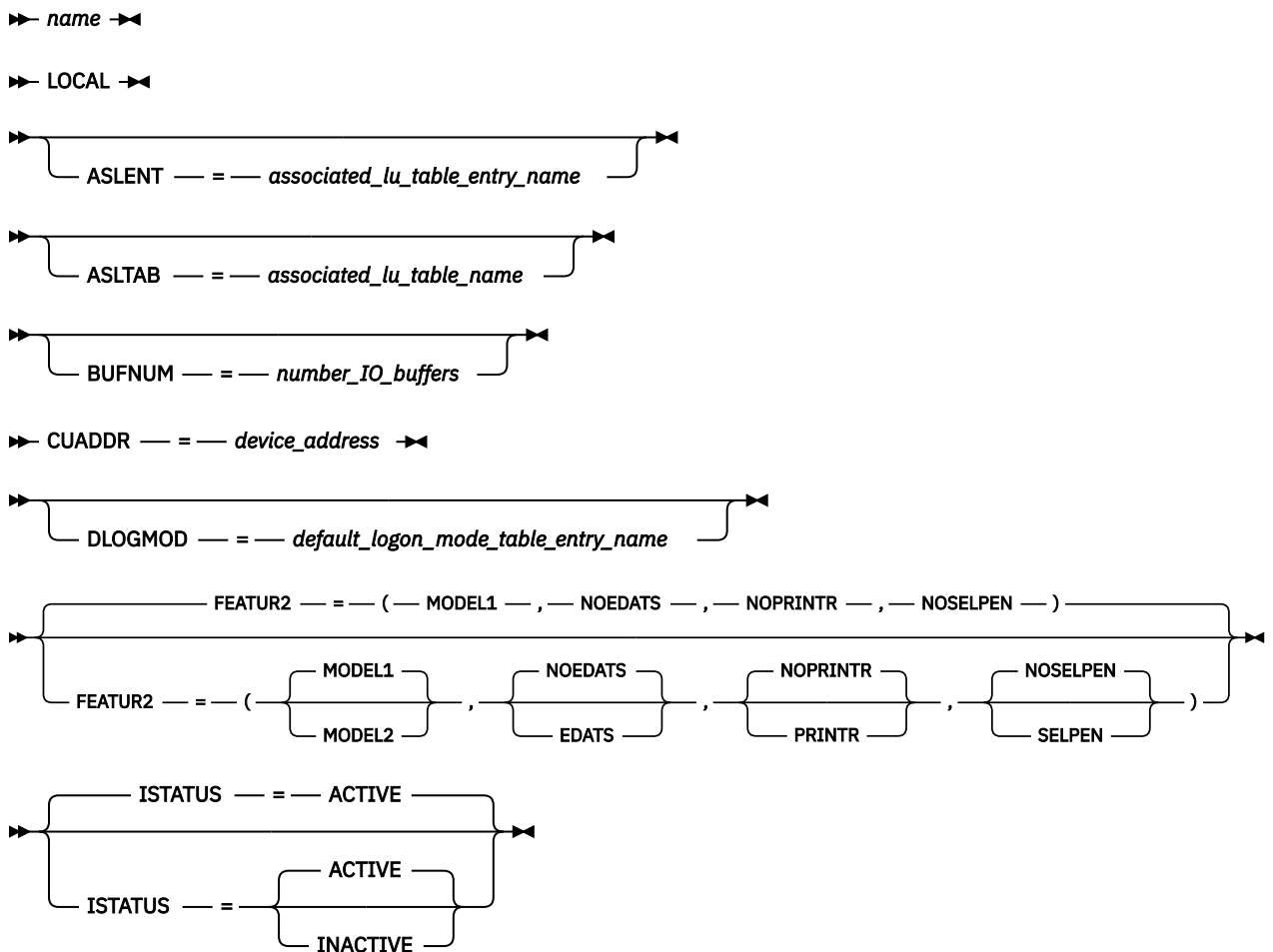
Local non-SNA major node full syntax

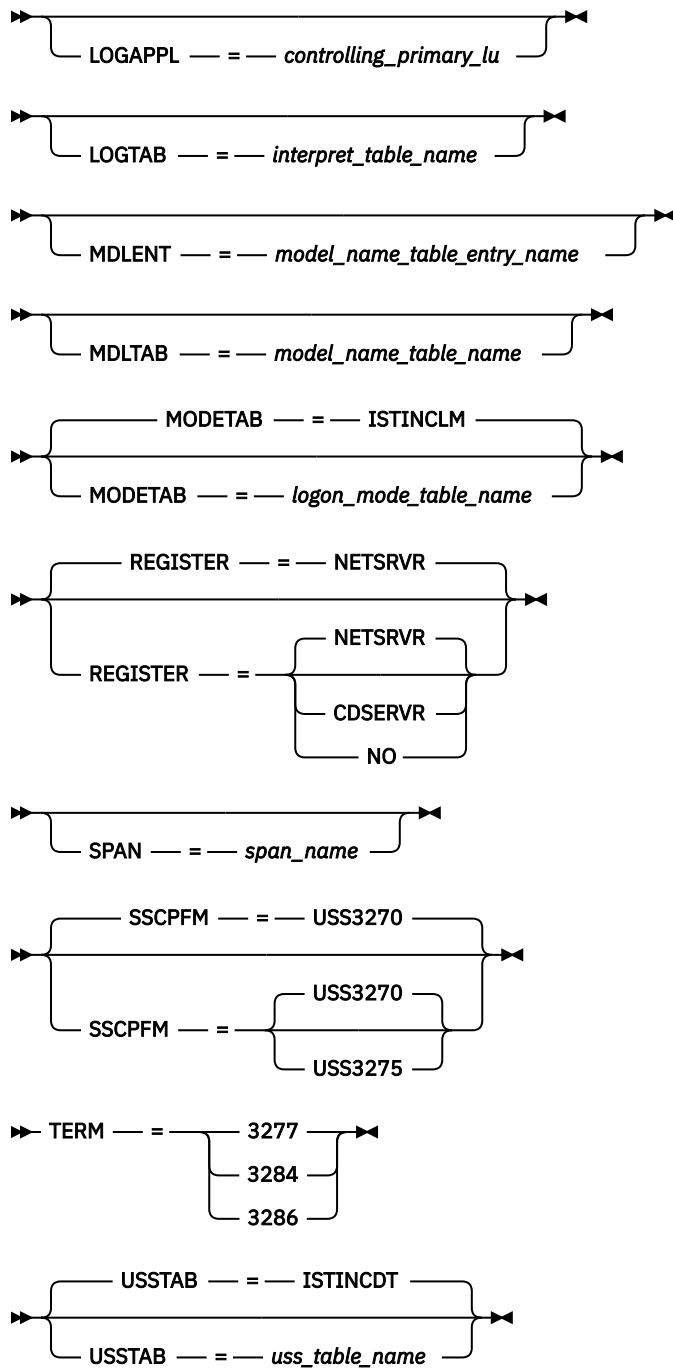
The full syntax for the local non-SNA major node follows. The syntax for each operand is repeated in [“Local non-SNA major node operand descriptions”](#) on page 195.

LBUILD



LOCAL






Local non-SNA major node operand descriptions

The following information describes the operands you can code for the local non-SNA major node.

ASLENT



statements:

LOCAL

dependencies:

ASLTAB

Specifies the name of the associated LU table entry to be used for this logical unit.

If you code the ASLENT operand, you must also code the ASLTAB operand. If you omit ASLENT and include ASLTAB, VTAM uses the first entry in the associated LU table by default.

ASLTAB

➡ — ASLTAB — = — *associated_lu_table_name* — ⬅

statements: LOCAL

dependencies: none

Specifies the name of the associated LU table to be used for the logical unit. See [“Associated LU table” on page 655](#) for a description of how to define an associated LU table.

If you omit the ASLTAB operand, VTAM will not provide the names of associated logical units to the application during LU-LU session initiation. However, you can provide the associated LU names in other ways. You can enter them from the terminal on the PRINTER1 and PRINTER2 operands of the LOGON command, or VTAM can send them to the application in a formatted session-initiation request. See [“LOGON command” on page 748](#) for more information on the PRINTER1 and PRINTER2 operands of the LOGON command.

The operator can use the MODIFY TABLE command to dynamically replace an associated LU table (ASLTAB). See [z/OS Communications Server: SNA Operation](#) for more information about the MODIFY TABLE command.

BUFNUM

➡ — BUFNUM — = — *number_IO_buffers* — ⬅

statements: LOCAL

range: 1–255

Specifies the number of IO buffers to be read from devices that are not properly emulating 3x74 type devices. BUFNUM helps ensure that the screen is fully read when VTAM issues READ and READ modifies to the device.

BUFNUM should be set so that BUFNUM*IOBUF_size is large enough to get all of the data from a screen.

CONFGDS

➡ — CONFGDS — = — *cfgds_name* — ⬅

statements: LBUILD

dependencies: none

Specifies a 1–8 character data definition name that identifies the configuration restart data set defined by the user for this major node. Include a DD statement that has this data definition name in the VTAM start procedure.

CONFGPW

➤ CONFGPW — = — *confgds_password* ➤

<i>statements:</i>	<i>LBUILD</i>
<i>dependencies:</i>	<i>CONFGDS</i>

Specifies the 1–7 character alphanumeric password that VTAM uses to access the configuration restart data set. If you do not code CONFGPW, but VSAM requires it, VSAM prompts the VTAM operator for the correct password when VTAM attempts to open the data set.

Code CONFGPW only if you also code CONFGDS.

CUADDR

➤ CUADDR — = — *device_address* ➤

<i>statements:</i>	<i>LOCAL</i>
<i>dependencies:</i>	<i>none</i>
<i>range:</i>	<i>X'000'–X'FFFF'</i>

Defines the 3-digit or 4-digit hexadecimal device number used for this channel-attached terminal. The address must not be enclosed in quotation marks or apostrophes. For example, a channel device address of X'080' is coded as CUADDR=080.

Restriction: In addition to the resource definition with the name taken from the LOCAL statement's name field, VTAM creates an internal resource definition representing this local non-SNA terminal device when it is activated. This internal direct attachment node (DAN) definition uses the device address specified on the CUADDR operand as its name. No other definition in the same VTAM domain can use the value specified by the *device_address* value as its name, or activation failure will occur.

For the same reason, a local non-SNA terminal should not be defined to and activated by VTAM if its device number is defined as an MVS console and allocated to console services. Activating a local non-SNA terminal whose device number is in use by console services can cause VTAM, console services, or both to abend.

DLOGMOD

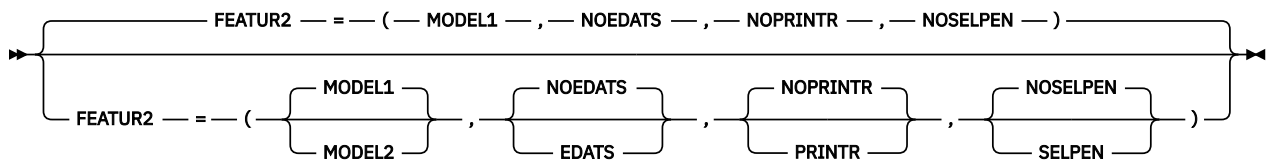
➤ DLOGMOD — = — *default_logon_mode_table_entry_name* ➤

<i>statements:</i>	<i>LOCAL</i>
<i>dependencies:</i>	<i>MODETAB</i>

Specifies the name of the default logon mode table entry used by default, if one is not otherwise provided. If you do not code this operand and the name of a logon mode table entry is not otherwise provided, VTAM uses the IBM-supplied session parameters for BSC 3270 terminals.

If you specify MODETAB, the entry must be in either the specified table or in ISTINCLM, an IBM-supplied logon mode table. If you do not specify MODETAB, the entry must be in ISTINCLM. For more information on logon mode entries, see [“Logon mode table”](#) on page 685.

FEATUR2



statements:

LOCAL

dependencies:

none

Identifies the machine features for a channel-attached non-SNA terminal.

FEATUR2=DUALCSE

FEATUR2=LOWERCSE

Specifies how to send alphabetical characters coded with the TEXT operand on a USSMSG macroinstruction to a non-SNA terminal over the SSCP-LU session. This value does not affect non-alphabetical characters or any characters coded on the BUFFER operand of a USSMSG macroinstruction.

Code LOWERCSE to indicate that alphabetical characters are sent to the terminal over the SSCP-LU session in lowercase. Code DUALCSE to indicate that VTAM sends all characters as they are coded in the USSMSG macroinstruction.

FEATUR2=EDATS

FEATUR2=NOEDATS

Specifies whether this terminal has the extended data stream feature.

If you code EDATS, you must specify a logon mode entry that has a PSERVIC operand that indicates extended data streaming and that also contains other required device-specific and application-specific bit combinations. Refer to the device's component description manual and the application's programming manual for information on the specific bit setting to code.

FEATUR2=MODEL1

FEATUR2=MODEL2

Identifies the specific model number (Model 1 or 2) for this 3277, 3284, or 3286 terminal. Code MODEL1 for those devices that have a default screen or buffer size of 480 bytes. Code MODEL2 for those devices that have a default screen or buffer size of 1920 bytes.

These FEATUR2 values are available to an application program as part of the device characteristics pertaining to this channel-attached terminal. You can obtain these characteristics using the INQUIRE macroinstruction. For more information on the INQUIRE macroinstruction, see [z/OS Communications Server: SNA Programming](#).

FEATUR2=NOPRINTR

FEATUR2=PRINTR

Specifies whether the local device is a printer.

If you do not define a local non-SNA printer as a printer, raising the cover on the printer could end the session between the printer and the application. By defining it as a printer, you specify to VTAM that an asynchronous device-end from this device (caused by lifting the cover) is not to end the session.

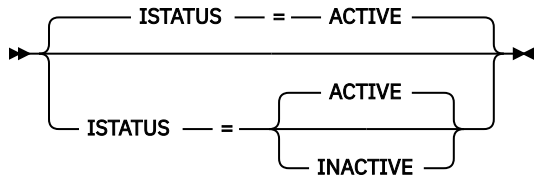
See also the description of the VTAM start option ASYDE under [“ASYDE start option”](#) on page 520.

FEATUR2=NOSELPEN

FEATUR2=SELPEN

Specifies whether this terminal supports the use of a selector pen.

ISTATUS



statements: *LOCAL*

dependencies: *none*

Determines whether this terminal is to be activated after the first activation of the local non-SNA major node. The operator can override this value by specifying the SCOPE operand on the VARY ACT command when the major node is activated. See [z/OS Communications Server: SNA Operation](#) for information on using the VARY ACT command.

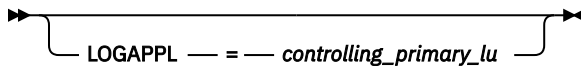
ISTATUS=ACTIVE

Specifies that the terminal becomes active when its local non-SNA major node becomes active.

ISTATUS=INACTIVE

Specifies that the terminal remains inactive until the operator activates it.

LOGAPPL



statements: *LOCAL*

dependencies: *NetView or TSO*

Identifies the name of the primary logical unit that this logical unit will automatically log on to as a secondary logical unit when this logical unit is activated. The name you specify can also be a USERVAR that will be resolved into its current value before being used to establish or redrive the session with the controlling primary logical unit.

The LOGAPPL operand cannot contain the name of an independent logical unit because independent logical units cannot be the controlling logical units for an automatic logon session.

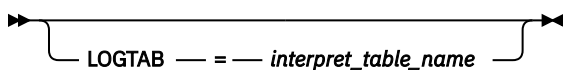
To ensure retry of a pending automatic logon, code the AUTORTRY or AUTOTI start options.

You can specify a network-qualified name for LOGAPPL. You cannot specify an LUALIAS name for LOGAPPL.

Note: If you specify the NetView or TSO program as the application program on the LOGAPPL operand, you will get unpredictable results in recovery situations.

For more information on establishing sessions, see [z/OS Communications Server: SNA Network Implementation Guide](#).

LOGTAB



statements: *LOCAL*

dependencies: *valid only for dependent logical units*

Specifies the name of an interpret table that VTAM uses when processing logon requests originating from the logical unit defined by this LOCAL definition statement. VTAM uses the interpret table to interpret the name received from an initiation request. See [“Interpret table” on page 678](#) for a description of how to define an interpret table.

MDLENT

MDLENT — = — *model_name_table_entry_name*

statements: LOCAL

dependencies: MDLTAB

Specifies the name of the model name table entry to be used for this logical unit.

If you code the MDLENT operand, you must also code the MDLTAB operand. If you omit MDLENT and include MDLTAB, VTAM uses the first entry in the associated LU table by default.

MDLTAB

MDLTAB — = — *model_name_table_name*

statements: LOCAL

dependencies: none

Specifies the name of the model name table to be used for the logical unit. See [“Model name table” on page 708](#) for a description of how to define a model name table.

The model name is passed only when VTAM initiates the session with the application program, for example, only when the LOGAPPL = parameter is also coded.

If you omit the LOGAPPL operand or the MDLTAB operand, VTAM will not provide the name of the model name table to the application during LU-LU session initiation. However, you can provide the model name in other ways. You can enter it from the terminal on the MODEL operand of the LOGON command, or VTAM can send it to the application in a formatted session-initiation request. See [“LOGON command” on page 748](#) for more information on the MODEL operand of the LOGON command.

The operator can use the MODIFY TABLE command to dynamically replace a model name table. See [z/OS Communications Server: SNA Operation](#) for more information on the MODIFY TABLE command.

MODETAB

MODETAB — = — ISTINCLM


MODETAB — = — *logon_mode_table_name*

statements: LOCAL

dependencies: none

Specifies the name of a logon mode table to be used for the logical unit. The name you code must be the name of a logon mode table created as described in [“Logon mode table” on page 685](#). If you do not supply a logon mode table for the logical unit on the MODETAB operand, an IBM-supplied default logon mode table (ISTINCLM) is used. If you specify a table, both the table you specify and the default table are used.

name



statements: LBUILD



statements: LOCAL

Assigns a name to the resource being defined by the definition statement.

On LBUILD

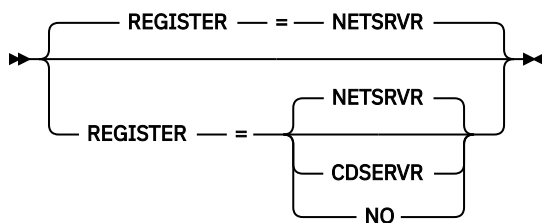
name is optional. If a syntax or definition error is detected with this statement during activation of the major node, *name* appears in the message issued to identify the error.

The optional *name* you give to this definition statement can be the same as the name VTAM gives to a major node and its definitions when they are filed in the VTAM definition library. The name VTAM gives to the major node is used when messages are issued regarding the node's status.

On LOCAL

Provides the required minor node name assigned to the device whose address appears in the CUADDR operand in this LOCAL definition statement.

REGISTER



statements:

LOCAL

dependencies:

APPN only

Specifies how a resource should be registered.

REGISTER=CDSEVR

Indicates that an end node resource is registered to a network node server and directory resource registration is requested for it. A network node resource is registered at the central directory server. If the node is configured as a central directory server, this value has the same effect as NO.

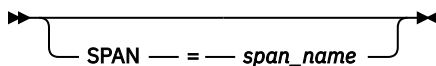
REGISTER=NETSRVR

Indicates that the end node resource should be registered to its network node server, but that directory registration should not be requested for it.

REGISTER=NO

Indicates that the end node resource should not be registered.

SPAN



statements:

LOCAL

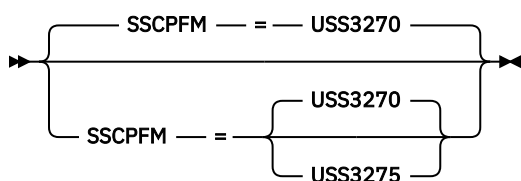
dependencies:

NetView

Defines a span of control for VTAM minor node resources. Code this operand if you are using the NetView program. For a full description, refer to the *IBM Tivoli NetView for z/OS Installation: Getting Started*.

The NetView program checks the SPAN value, but VTAM ignores it.

SSCPFM



statements: *LOCAL*

dependencies: *none*

Determines the type of 3270 write control character (WCC) sent to the local non-SNA device for USS messages with TEXT= specified.

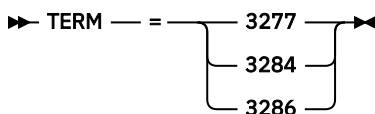
SSCPFM=USS3270

Sends a WCC with the start print bit on for USS messages with TEXT= specified on the USSMSG definition. If the device is a printer, these user-defined USS messages can be printed.

SSCPFM=USS3275

Sends a WCC with the start print bit off for USS messages with TEXT= specified on the USSMSG definition. If the device is a printer, these user-defined USS messages are not printed.

TERM

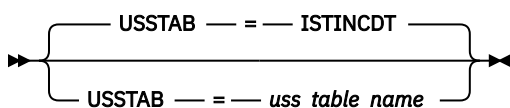


statements: *LOCAL*

dependencies: *none*

Specifies a specific, channel-attached non-SNA terminal (printer or display station).

USSTAB



statements: *LOCAL*

dependencies: *for dependent LUs only*

Specifies the name of a USS table that VTAM uses to process character-coded input that it receives from the logical unit.

A terminal user can issue a USS command by coding the LANGTAB operand. This causes a second USS table to be associated with the logical unit, which overrides the table specified with USSTAB. If you do not code USSTAB and a LANGTAB USS table is not in use, the IBM-supplied USS table (ISTINCDT) is used. For more information on USS tables, see [“Unformatted system services tables” on page 719](#).

Local SNA major node

To define a local SNA major node, code a VBUILD definition statement for the major node and a separate PU and LU definition statement for each minor node.

See [z/OS Communications Server: SNA Network Implementation Guide](#) for a discussion about requirements for defining SNA and non-SNA devices.

Table 20. Local SNA major node definition statements and operands

Name	Definition statement	Operands	Page	Req	Sift effect	Default	Restrictions, dependencies
name	VBUILD	TYPE=LOCAL	“TYPE” on page 241	R			
		CONFGDS	“CONFGD S” on page 219				
		CONFGPW	“CONFGP W” on page 219				CONFGDS
name	PU	AUTHLEN	“AUTHLE N” on page 217			YES	APPN only Type 2.1
		CAPACITY	“CAPACIT Y” on page 217			32MK	APPN only
		CONNTYPE	“CONNTY PE” on page 220			CONNTYPE start option	APPN only; NODETYPE
		COSTBYTE	“COSTBY TE” on page 220			0	APPN only
		COSTTIME	“COSTTI ME” on page 221			0	APPN only
		CPCP	“CPCP” on page 221			CPCP start option	APPN only
		CPNAME	“CPNAME” on page 221				
		CUADDR	“CUADDR” on page 222				TRLE
		DELAY	“DELAY” on page 222			0.200	

Table 20. Local SNA major node definition statements and operands (continued)

Name	Definition statement	Operands	Page	Req	Sift effect	Default	Restrictions, dependencies
		DISCNT	“DISCNT” on page 222			(NO)	
		DYNADJCP	“DYNADJ CP” on page 223			DYNADJCP start option	APPN only; CPNAME
		DYNLU	“DYNLU” on page 224			DYNLU start option	
		ENCR	“ENCR” on page 225		P	NONE	
		ENCRTYPE	“ENCRTY PE” on page 226		P	DES	
		HPR	“HPR” on page 227			YES	APPN only
		INCLUDEOE	“INCLUDEOE” on page 227			NO	
		ISTATUS	“ISTATUS” on page 227			ACTIVE	
		LIMRES	“LIMRES” on page 228			NO	LIMQSINT; LU 6.2; PUTYPE=1, 2
		LUGROUP	“LUGROUP” on page 230				
		LUSEED	“LUSEED” on page 230				LUGROUP
		MAXDATA	“MAXDATA” on page 231			261 or 265	PU type 2
		MAXBFRU	“MAXBFRU” on page 231			1 or 5	TRLE
		NATIVE	“NATIVE” on page 234				BN=YES APPN only
		NETID	“NETID” on page 234				XNETALS

Table 20. Local SNA major node definition statements and operands (continued)

Name	Definition statement	Operands	Page	Req	Sift effect	Default	Restrictions, dependencies
		NN	“NN” on page 235				APPN only
		PDELAY	“PDELAY” on page 236			TERRESTR	APPN only
		PUTYPE	“PUTYPE” on page 236			2	
		SECTNET	“SECTNET” on page 238			NO	3174 token ring
		SECURITY	“SECURITY” on page 238			UNSECURE	APPN only
		SPAN	“SPAN” on page 239				NetView
		TGN	“TGN” on page 239			ANY	APPN only
		TGP	“TGP” on page 240				APPN only
		TOPO	“TOPO” on page 240			CONNECT	APPN only
		TRLE	“TRLE” on page 240				APPN only CUADDR
		UPARM1	“UPARM1” on page 241			128	APPN only
		UPARM2	“UPARM2” on page 241			128	APPN only
		UPARM3	“UPARM3” on page 241			128	APPN only
		VERALSID	“VERALSID” on page 242			NO	APPN only
		XID	“XID” on page 243			NO	

Table 20. Local SNA major node definition statements and operands (continued)

Name	Definition statement	Operands	Page	Req	Sift effect	Default	Restrictions, dependencies
		XNETALS	“XNETALS” on page 243			XNETALS start option value	
name	LU	LOCADDR	“LOCADDR” on page 228	R			see description
		ASLENT	“ASLENT” on page 216		P		ASLTAB
		ASLTAB	“ASLTAB” on page 217		P		
		CERTIFY	“CERTIFY” on page 218		P	NO	ENCR
		CKEYNAME	“CKEYNAME” on page 218		P		
		CLRSESSQ	“CLRSESSQ” on page 219		P	NO	
		DLOGMOD	“DLOGMOD” on page 223		P		MODETAB
		EAS	“EAS” on page 225		P	256	independent LUs only
		ENCR	“ENCR” on page 225		P	NONE	
		ENCRTYPE	“ENCRTYPE” on page 226		P	DES	
		FASTPASS	“FASTPASS” on page 226		P	YES	TSO only
		ISTATUS	“ISTATUS” on page 227			ACTIVE	
		LOGAPPL	“LOGAPPL” on page 229		P		NetView or TSO

Table 20. Local SNA major node definition statements and operands (continued)

Name	Definition statement	Operands	Page	Req	Sift effect	Default	Restrictions, dependencies
		LOGTAB	“LOGTAB” on page 229		P		dependent LUs
		LUDR	“LUDR” on page 230			YES	
		MDLENT	“MDLENT” on page 232		P		MDLTAB
		MDLTAB	“MDLTAB” on page 233		P		
		MODETAB	“MODETAB” on page 233		P	ISTINCLM	
		PACING	“PACING” on page 235		P	1	
		REGISTER	“REGISTER” on page 236		P	see description	APPN only
		RESETLU	“RESETLU” on page 237			YES	dependent LUs
		SPAN	“SPAN” on page 239				NetView
		SSCPFM	“SSCPFM” on page 239		P	FSS	
		USSTAB	“USSTAB” on page 242		P	ISTINCDT	dependent LUs
		VPACING	“VPACING” on page 242		P	1	

Legend:

R

Required operand.

P

Code this operand on the higher-level PU definition statement to take advantage of the sift effect, or code it on this definition statement.

Local SNA major node coding notes

This information contains coding notes for the local SNA major node.

VBUILD definition statement

Code a VBUILD definition statement for each set of channel-attached SNA devices. One VBUILD definition statement, placed before the first PU definition statement, must be included for each major node.

PU definition statement

Code a PU definition statement for each physical unit, such as a cluster controller, in the local SNA major node. Note that a physical unit and all its logical units must be defined within a single major node.

LU definition statement

Code an LU definition statement for each logical unit associated with a physical unit within a local SNA major node. The LU definition statement must follow the PU definition statement that defines the physical unit with which this logical unit is associated.

Dynamic change of operands for local SNA major node

You can dynamically change the following local SNA major node operands by editing the VTAMLST and then issuing the VARY ACT,UPDATE=ALL command. You can specify the new operand value on a higher-level definition statement for sifting, if applicable.

ASLENT	MDLENT
ASLTAB	MDLTAB
DLOGMOD	MODETAB
ENCR	PACING
ENCRTYPE	REGISTER
FASTPASS	SSCPFM
ISTATUS *	USSTAB
LOCADDR	VPACING
LOGAPPL	
LOGTAB	

Note: * You can dynamically change ISTATUS only on the LU definition statement.

To dynamically change the operand, the resource to which it applies must be inactive. For instance, an operand on an LU definition statement which receives its value from a PU definition statement can be dynamically changed only when the LU is inactive; the PU can remain active.

You can dynamically change the operands associated with tables (ASLTAB, LOGTAB, MDLTAB, MODETAB, and USSTAB) at any time without deactivating resources.

See [z/OS Communications Server: SNA Network Implementation Guide](#) and [z/OS Communications Server: SNA Operation](#) for more information about the VARY ACT,UPDATE=ALL command.

NODETYPE start option

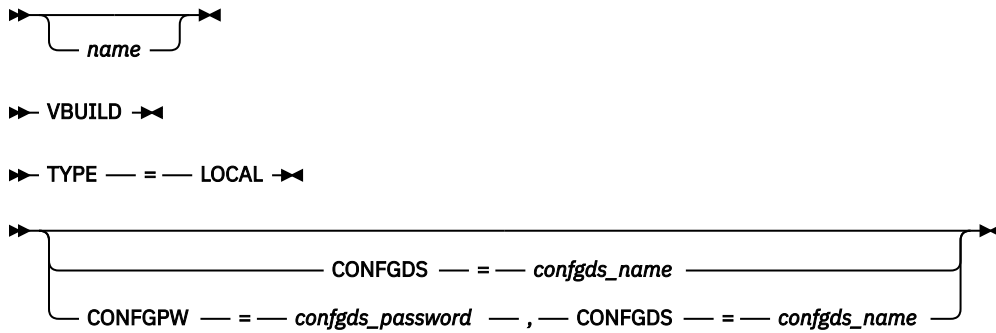
Note that if you do not code the NODETYPE start option, any APPN operands you code in this major node are ignored.

The NODETYPE start option allows APPN function. The combination of NODETYPE and the HOSTSA start option determines the various configurations of subarea node, interchange node, migration data host, network node, or end node.

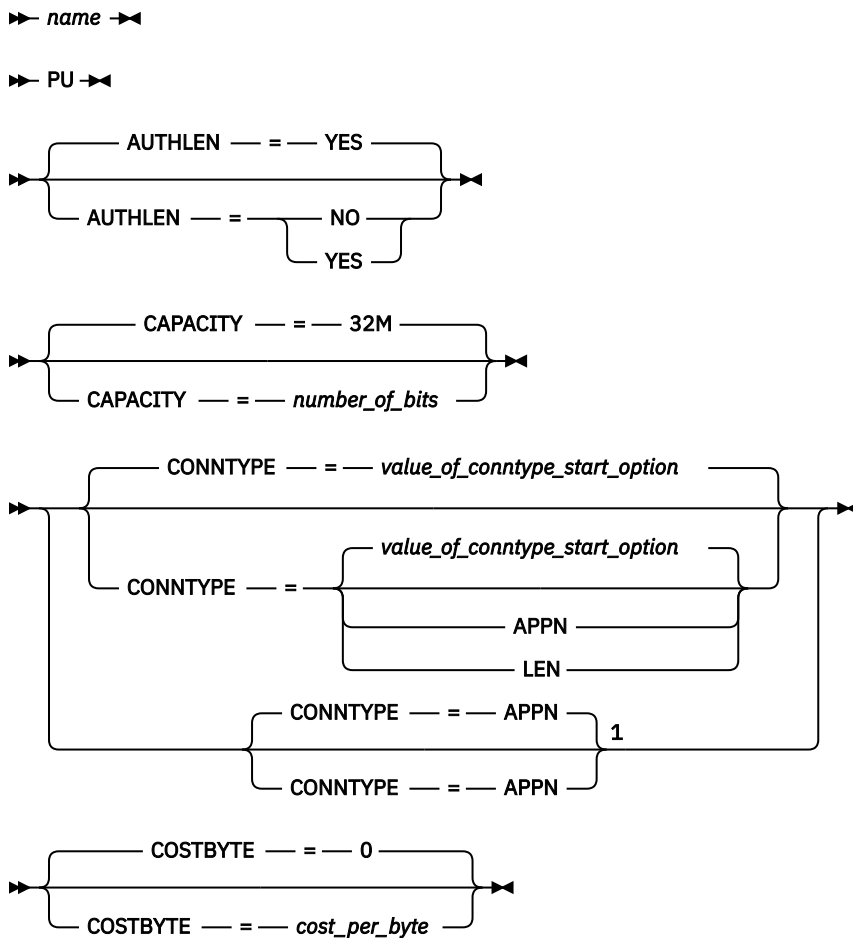
Local SNA major node full syntax

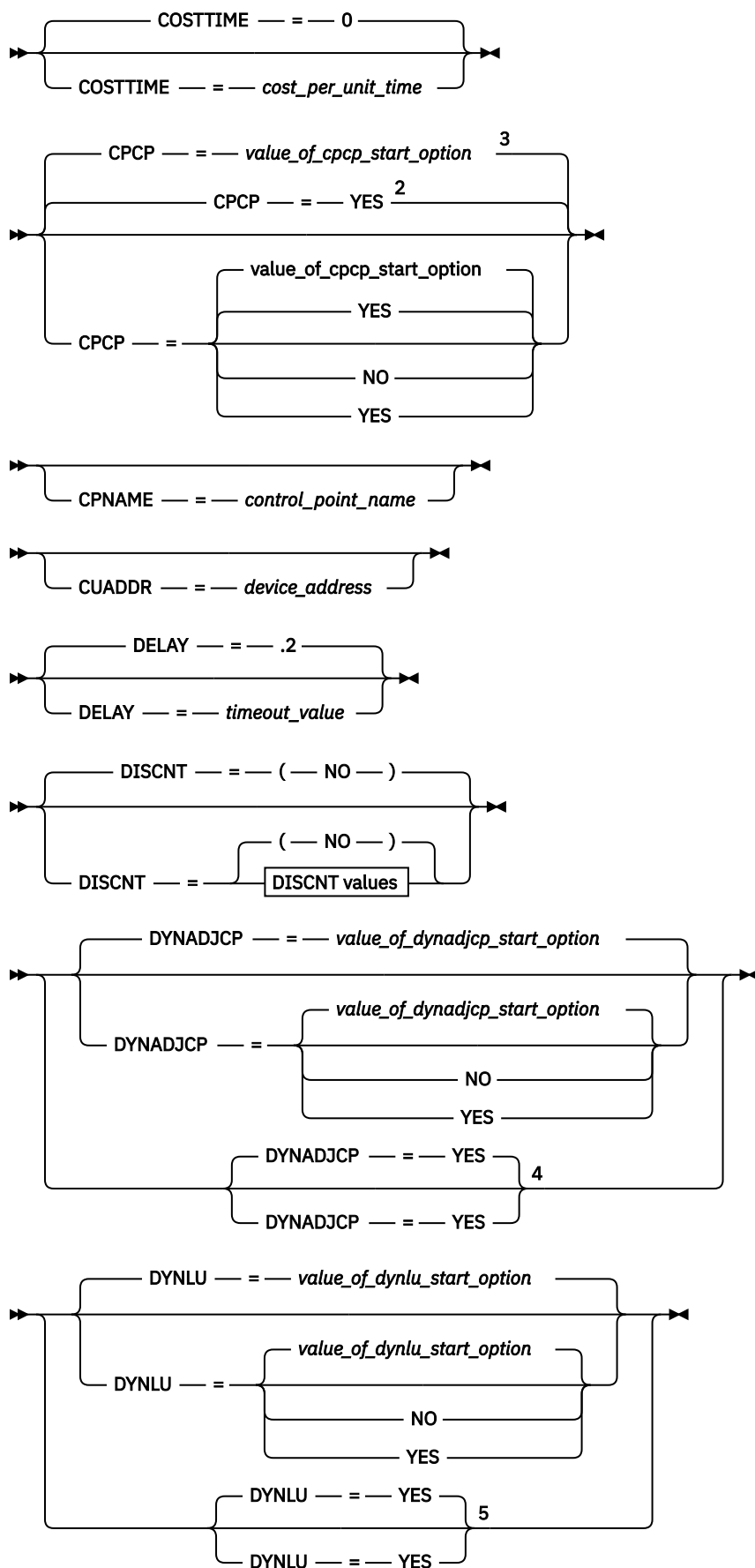
The full syntax for the local SNA major node follows. The syntax for each operand is repeated in [“Local SNA major node operand descriptions”](#) on page 216.

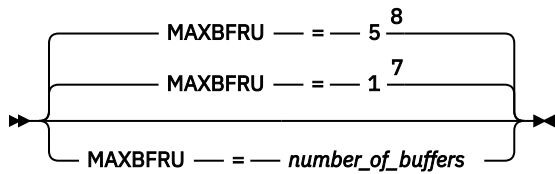
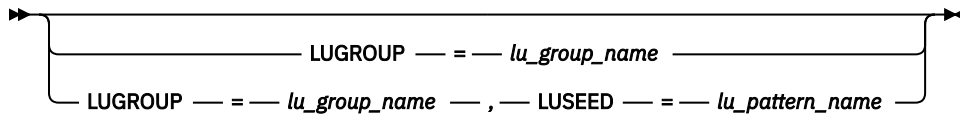
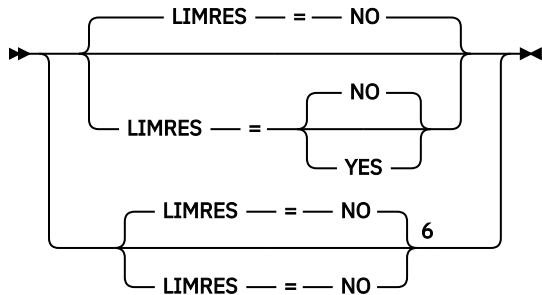
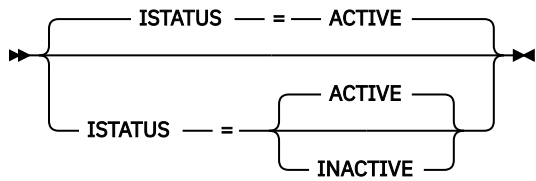
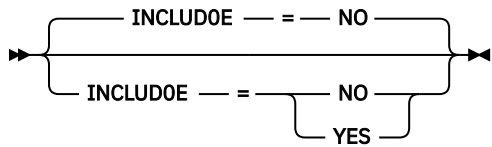
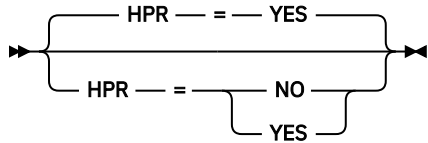
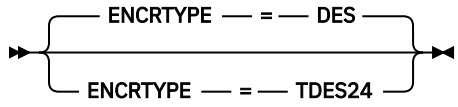
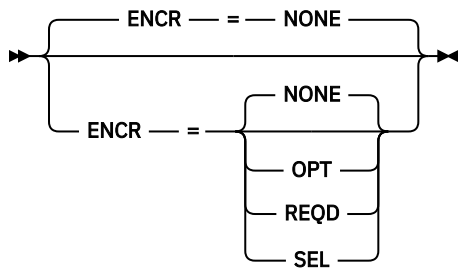
VBUILD

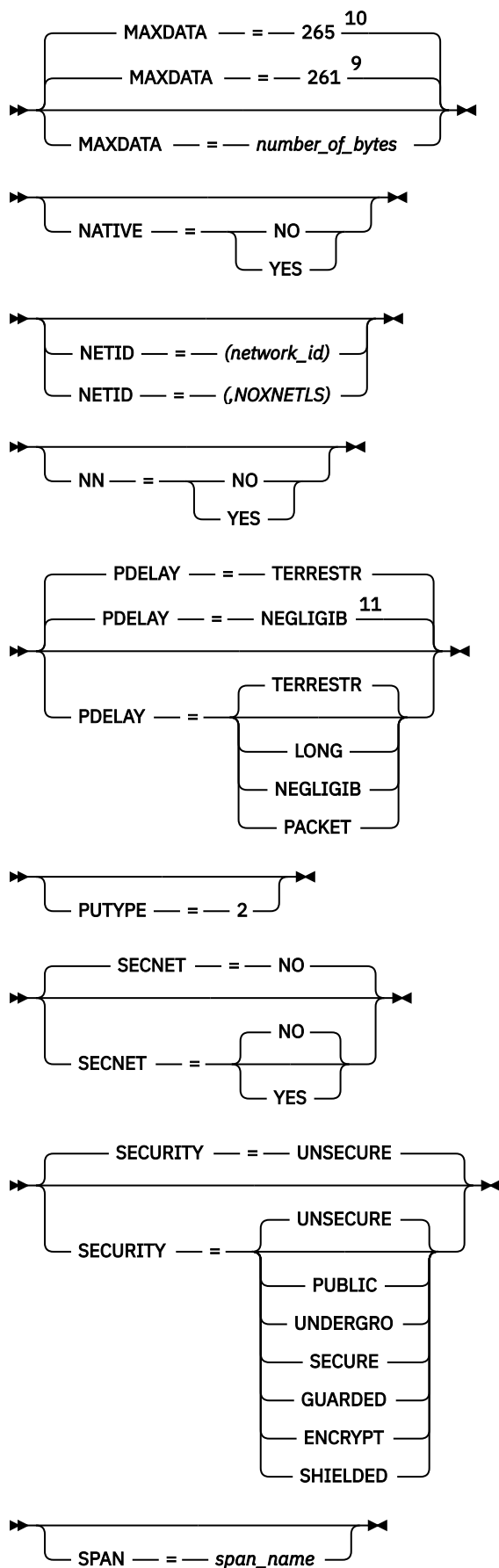


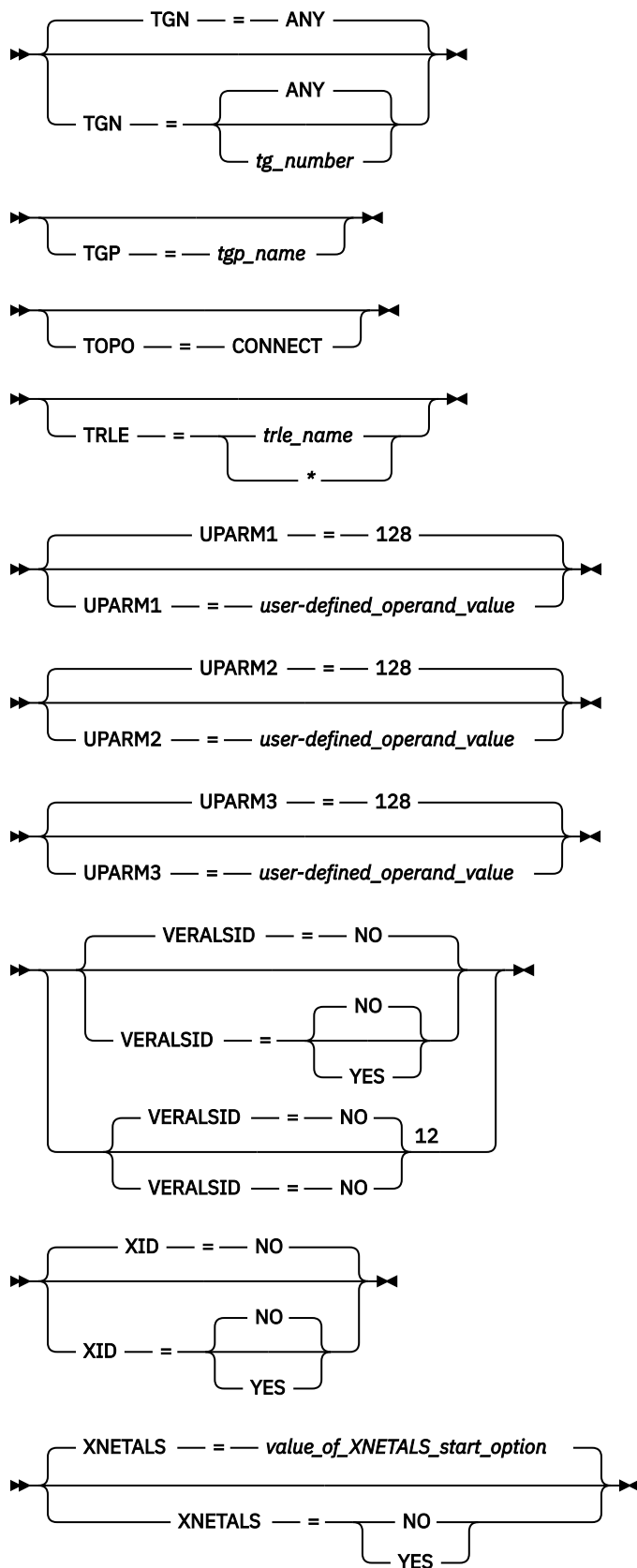
PU



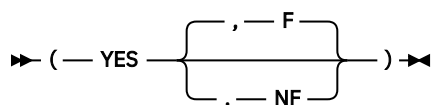








DISCNT values



Notes:

- ¹ CONNTYPE=APPN is the only valid value if the TRLE operand is coded.
- ² CPCP defaults to YES for the model RTP PU.
- ³ CPCP defaults to the value of the CPCP start options for all PUs except the model RTP PU.
- ⁴ DYNADJCP=YES is the only valid value if the TRLE operand is coded.
- ⁵ DYNLU=YES is the only valid value if the TRLE operand is coded.
- ⁶ LIMRES=NO is the only valid value if the TRLE operand is coded.
- ⁷ MAXBFRU defaults to 1 when HPR=NO, XID=NO, CONNTYPE=LEN, or the VTAM node is not HPR capable.
- ⁸ MAXBFRU defaults to 5 when HPR=YES, XID=YES, CONNTYPE=APPN, and the VTAM node is HPR capable.
- ⁹ MAXDATA defaults to 261 when PUTYPE=1 is coded.
- ¹⁰ MAXDATA defaults to 265 when PUTYPE=2 is coded.
- ¹¹ NEGLIGIB is the default if the TRLE operand is coded.
- ¹² VERALSID=NO is the only valid value if the TRLE operand is coded.

LU

➤ *name* ➤

➤ LU ➤

➤ LOCADDR — = — *address* ➤

➤ ASLENT — = — *associated_lu_table_entry_name* ➤

➤ ASLTAB — = — *associated_lu_table_name* ➤

➤ CERTIFY — = — NO

➤ CERTIFY — = — { NO / YES } ➤

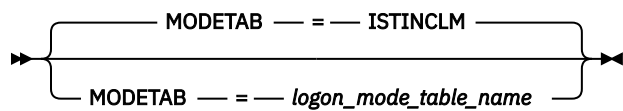
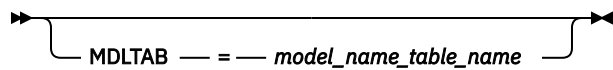
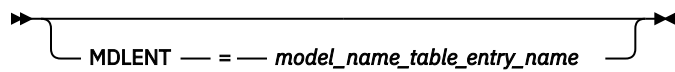
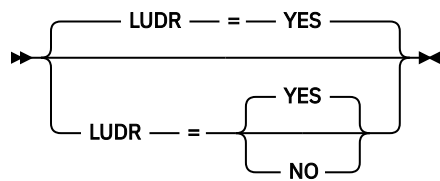
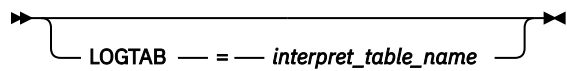
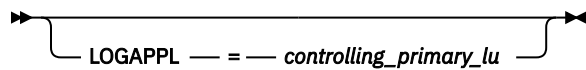
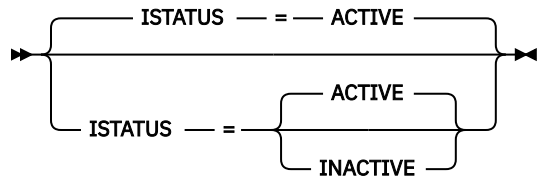
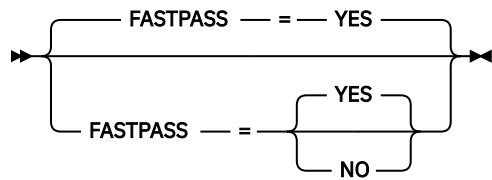
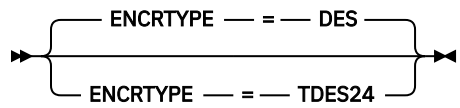
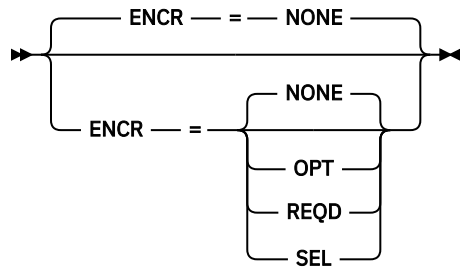
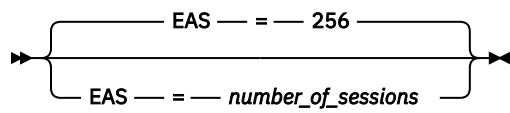
➤ CKEYNAME — = — *name*

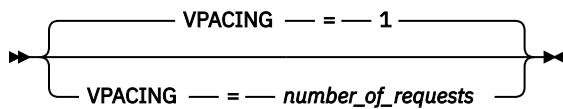
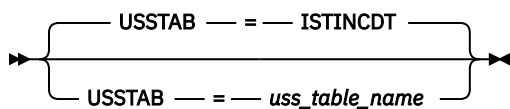
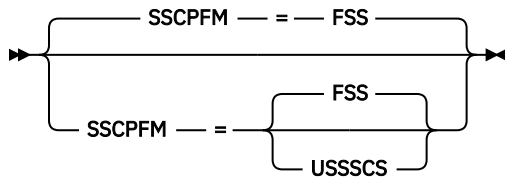
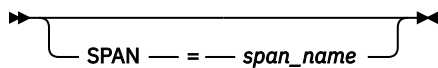
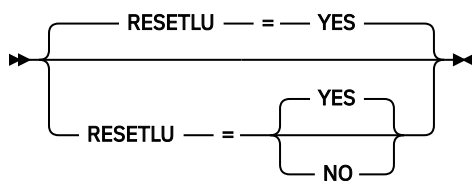
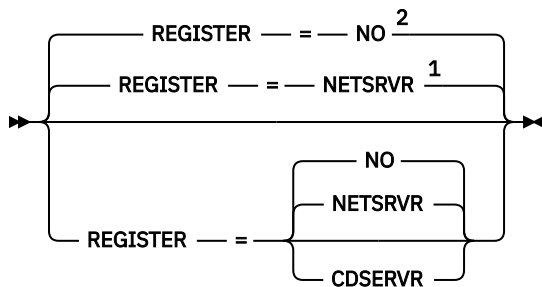
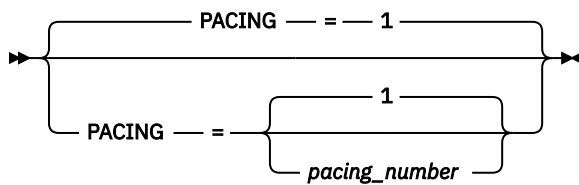
➤ CKEYNAME — = — *crypto_key_name* ➤

➤ CLRSESSQ — = — NO

➤ CLRSESSQ — = — { NO / YES } ➤

➤ DLOGMOD — = — *default_logon_mode_table_entry_name* ➤





Notes:


¹ REGISTER defaults to NETSRVR for dependent LUs.

² REGISTER defaults to NO for independent LUs.

Local SNA major node operand descriptions

The following information describes the operands you can code for the local SNA major node.

ASLENT



statements:

PU, LU


dependencies:

ASLTAB

Specifies the name of the associated LU table entry to be used for this logical unit.

If you code the ASLENT operand, you must also code the ASLTAB operand. If you omit ASLENT and include ASLTAB, VTAM uses the first entry in the associated LU table by default.

ASLTAB



statements:

PU, LU

dependencies:

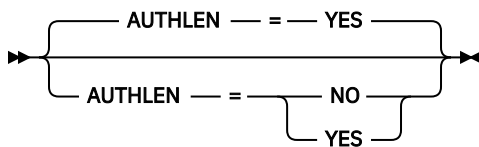
none

Specifies the name of the associated LU table to be used for the logical unit. See [“Associated LU table” on page 655](#) for a description of how to define an associated LU table.

If you omit the ASLTAB operand, VTAM will not provide the names of associated logical units to the application during LU-LU session initiation. However, you can provide the associated LU names in other ways. You can enter them from the terminal on the PRINTER1 and PRINTER2 operands of the LOGON command, or VTAM can send them to the application in a formatted session-initiation request. See [“LOGON command” on page 748](#) for more information on the PRINTER1 and PRINTER2 operands of the LOGON command.

The operator can use the MODIFY TABLE command to dynamically replace an associated LU table (ASLTAB). See [z/OS Communications Server: SNA Operation](#) for more information about the MODIFY TABLE command.

AUTHLEN



statements:

PU

dependencies:

Type 2.1; APPN only

Specifies whether VTAM should pass the transmission priority field specified by this PU to another PU.

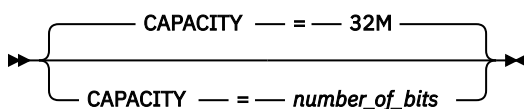
AUTHLEN=NO

VTAM will not pass the specified transmission priority, instead the default priority of medium will be passed.

AUTHLEN=YES

VTAM will pass the specified transmission priority.

CAPACITY



statements:

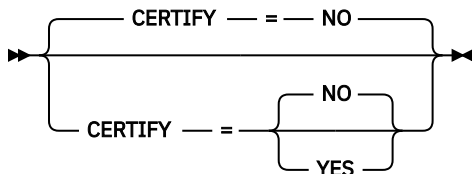
PU

<i>dependencies:</i>	<i>APPN only</i>
<i>range:</i>	<i>1 - 1000Kb</i>
	<i>1 - 1000Mb</i>
	<i>1 - 100Gb</i>

Specifies the effective capacity of the link that comprises the transmission group (TG). Specify the value in Kb per second (for example, 100K), Mb per second (for example, 100M), or Gb per second (for example, 10G). This number approximates the bits per second that the link can transmit (the transmission rate of the link, times the maximum load factor expressed as a percentage).

Note: Because the value for capacity is represented as a single byte, the precision of the specified number of bits might be lost. For example, numbers that are close (such as 100K and 101K) can be interpreted by VTAM, and displayed, as the same value. See [Table 34 on page 444](#) for a list of CAPACITY values you can specify and their corresponding values when displayed.

CERTIFY



statements: *PU, LU*

dependencies: *CERTIFY is ignored unless ENCR is also active. Before enabling the CERTIFY function, ensure that the device or software providing the partner's LU support also supports the CERTIFY function.*

Specifies whether VTAM, on behalf of the application program, will verify authentication.

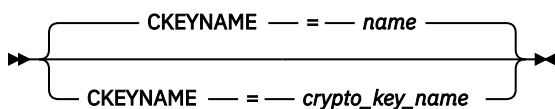
CERTIFY=YES

Specifies SLU authentication (verifying the SLU is using the same cryptographic key as the PLU) is to be performed by the PLU.

CERTIFY=NO

Specifies no SLU authentication (not verifying the SLU is using the same cryptographic key as the PLU) is to be performed by the PLU.

CKEYNAME



statements: *LU*

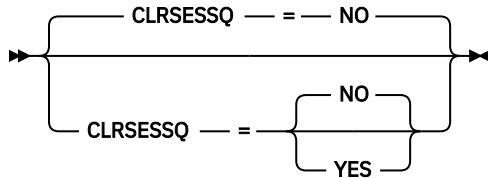
dependencies: *dependent LUs only*

Specifies the name of the key-encrypting key (KEK) in the cryptographic key data set (CKDS) for the LU. Use CKEYNAME to encipher the session key that is sent in the BIND to the LU when a cryptographic session is established. CKEYNAME has the same format and restrictions as other VTAM *names*. For information on naming conventions, see [“Format of definition statements” on page 6](#).

If you do not specify CKEYNAME, the cryptographic key name defaults to the name on the LU definition statement.

Note: Independent LUs will ignore the CKEYNAME keyword and use their default name.

CLRSESSQ



statements: *PU, LU*

dependencies: *none*

Specifies whether a dependent LU is forced into an inhibited session state when the LU is disabled. When the LU is enabled, it is returned to normal status. However, sessions are not connected.

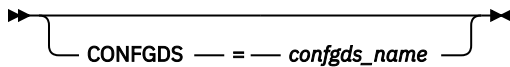
CLRSESSQ=NO

Specifies that the LU is not forced into inhibited session state.

CLRSESSQ=YES

Specifies that the LU is forced into inhibited session state. Both active and pending sessions are removed from the session queue.

CONFGDS

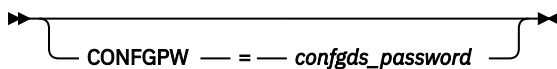


statements: *VBUILD*

dependencies: *none*

Specifies a 1–8 character data definition name that identifies the configuration restart data set defined by the user for this major node. Include a DD statement that has this data definition name in the VTAM start procedure.

CONFGPW



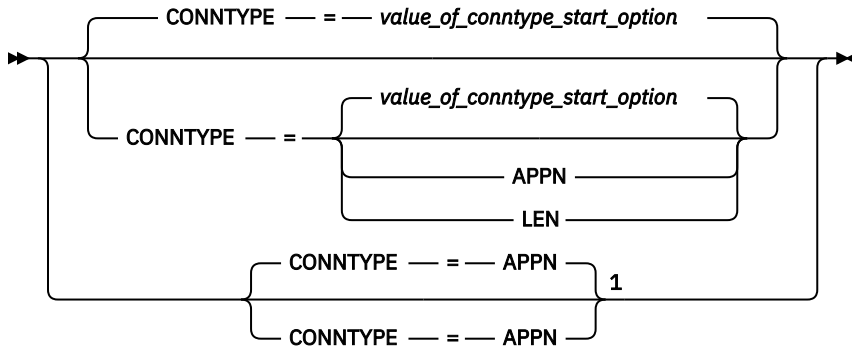
statements: *VBUILD*

dependencies: *CONFGDS*

Specifies the 1–7 character alphanumeric password that VTAM uses to access the configuration restart data set. If you do not code CONFGPW, but VSAM requires it, VSAM prompts the VTAM operator for the correct password when VTAM attempts to open the data set.

Code CONFGPW only if you also code CONFGDS.

CONNTYPE



Notes:

¹ CONNTYPE=APPN is the only valid value if the TRLE operand is coded.

statements:

PU

dependencies:

NODETYPE; APPN only

Specifies for a type 2.1 whether the connection is to be established as a LEN connection or attempted as an APPN connection.

If you do not code the NODETYPE start option, the CONNTYPE operand is ignored, and the connection will be a LEN connection.

CONNTYPE=APPN

Specifies that this connection can support parallel TGs, CP-CP sessions, and CP name change support. When you code CONNTYPE=APPN, XID rules for parallel TGs are enforced. So, if you have PUs with duplicate CPNAMES, you should make them unique before this node becomes an APPN node.

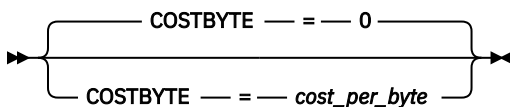
CONNTYPE=LEN

Specifies that this connection does not support CP-CP sessions and CP name change, and that VTAM does not check for duplicate CPNAMES.

Because CONNTYPE=LEN indicates that the PU is not APPN-capable, do not code any APPN-only operands on the same PU statement. If an APPN-only operand is coded with CONNTYPE=LEN, VTAM will issue a message warning of a parameter conflict.

Although you need to code CONNTYPE=APPN for a PU to be an APPN resource, this does not necessarily mean the PU will be APPN; a PU's characteristics are determined at activation. However, coding CONNTYPE=LEN means that the PU can be a LEN resource only, even if, at activation, the XID indicates the PU can be an APPN resource.

COSTBYTE



statements:

PU

dependencies:

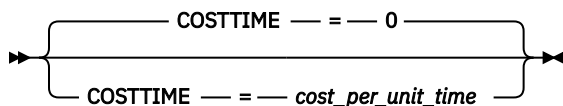
APPN only

range:

0-255

Specifies a cost-per-byte-transmitted to be associated with the transmission group. A value of 0 is the least expensive cost per byte and 255 is the most expensive.

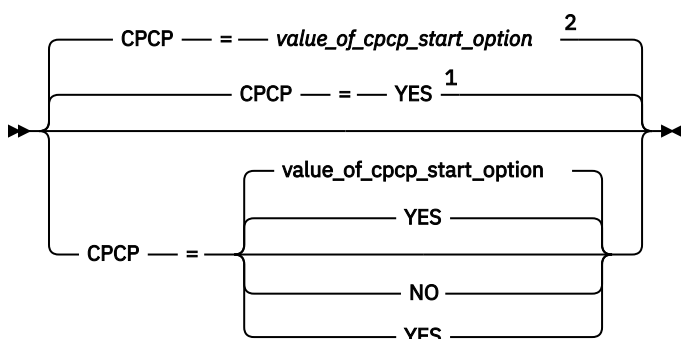
COSTTIME



statements: *PU*
dependencies: *APPN only*
range: *0–255*

Specifies a cost-per-unit-of-time to be associated with the transmission group. A value of 0 is the least expensive cost per unit of time and 255 is the most expensive.

CPCP



Notes:

- ¹ CPCP defaults to YES for the model RTP PU.
- ² CPCP defaults to the value of the CPCP start options for all PUs except the model RTP PU.

statements: *PU*
dependencies: *APPN only*

Specifies whether CP-CP sessions are supported on this connection. If you do not code this operand, the value defaults to the value specified on the CPCP start option.

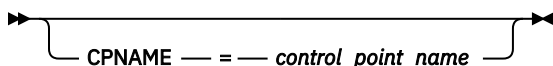
CPCP=NO

Indicates CP-CP sessions are not supported on this connection.

CPCP=YES

Indicates CP-CP sessions are supported on this connection.

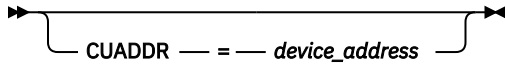
CPNAME



statements: *PU*
dependencies: *none*

Identifies the resource's owning control point name. To allow definition of casually connected resources, this operand can be fully qualified with a network ID. If it is later learned that the owning control point name is different from what is specified here, the resource will be associated with the newly learned control point name.

CUADDR



statements: *PU*

dependencies: *TRLE*

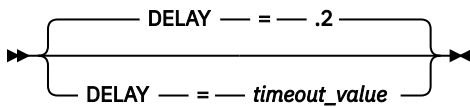
range: *X'000'–X'FFFF'*

Defines a 3-digit or 4-digit hexadecimal number that identifies the channel device address used when activating the physical unit. The value must match a channel device name supplied when the operating system is generated.

The address must not be enclosed in quotation marks or apostrophes. For example, a channel device address of X'080' should be coded CUADDR=080.

Note: You cannot code CUADDR with the TRLE operand. However, if you omit both the CUADDR and TRLE operands, you must code ISTATUS=INACTIVE and include the address in the U operand in the VARY ACT command that activates the physical unit.

DELAY



statements: *PU*

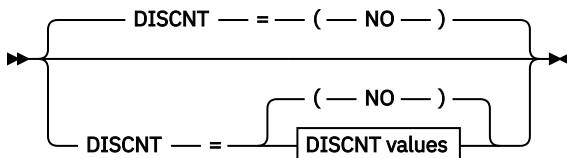
dependencies: *none*

range: *.2–9.999*

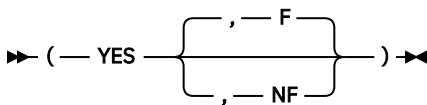
Specifies the maximum amount of time, in seconds and thousandths of seconds, that VTAM should wait before transmitting low-priority data (that is, PIU transmission priority 0 or 1) to the physical unit.

For more efficient operation, code this value as high as possible. For maximum speed across the interface, set this value to 0. See [z/OS Communications Server: SNA Network Implementation Guide](#) for more information.

DISCNT



DISCNT values



statements: *PU*

dependencies: *none*

Specifies when VTAM should end its SSCP-LU and SSCP-PU sessions and, when DISCNT=YES, whether to indicate final-use status in the DACTPU request unit when it deactivates a physical unit.

DISCNT=(NO)

If you code NO or use the default, VTAM terminates the SSCP-LU and SSCP-PU sessions when certain conditions are met. See [z/OS Communications Server: SNA Network Implementation Guide](#) for a discussion about conditions that can cause sessions to terminate.

DISCNT=(YES)

If you code YES, VTAM automatically terminates the SSCP-LU and SSCP-PU sessions as soon as the last LU-LU session is terminated.

DISCNT=(YES,F)


DISCNT=(YES,NF)

Specifies whether VTAM indicates final-use status in the DACTPU request unit when it deactivates a physical unit as a result of DISCNT=YES. This operand does not apply when DISCNT=NO, nor does it have any effect on the VARY INACT command.

If you code F or use the default, final-use status is indicated and the physical connection can be ended. If you code NF, not-final-use status is indicated and the physical connection should not be broken.

Each device has its own requirements regarding final-use status. To determine whether to code F or NF for a given device, consult the appropriate installation publication for the device.

DLOGMOD



statements:

PU, LU

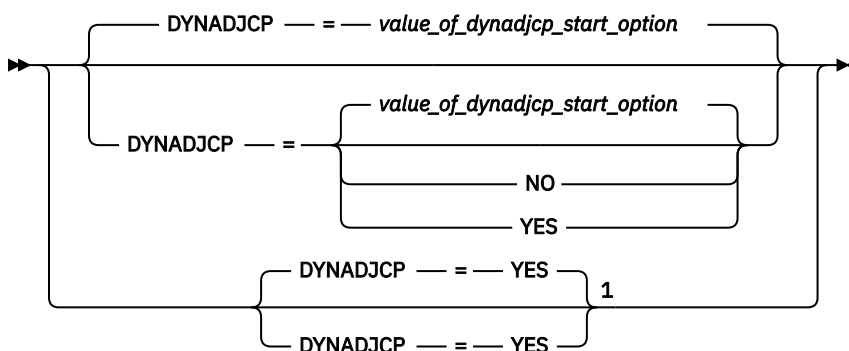
dependencies:

MODETAB

Specifies the name of the default logon mode table entry used by default if one is not otherwise provided. If you do not code this operand and the name of a logon mode table entry is not otherwise provided, VTAM uses the first entry in the applicable logon mode table (specified on the MODETAB operand or used by default).

If you specify MODETAB, the entry must be in either the specified table or in ISTINCLM, an IBM-supplied logon mode table. If you do not specify MODETAB, the default entry name must be in ISTINCLM. For more information on logon mode entries see [“Logon mode table” on page 685](#).

DYNADJCP



Notes:

¹ DYNADJCP=YES is the only valid value if the TRLE operand is coded.

statements:

PU

dependencies:

APPN only; ignored if CPNAME coded

Specifies whether an ADJCP can be created dynamically for an adjacent node.

Note: This operand is ignored if CPNAME is coded on the physical unit.

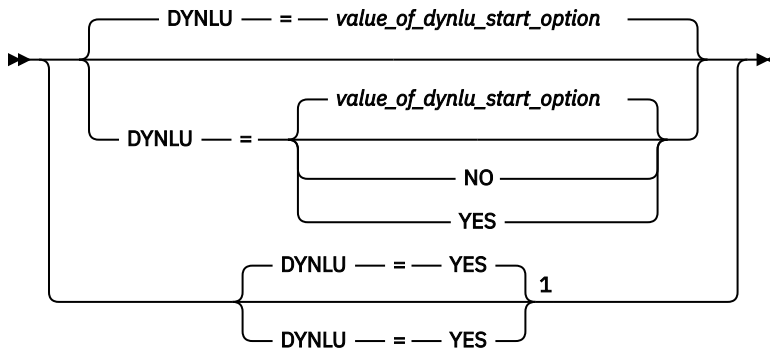
DYNADJCP=NO

Indicates that the ADJCP cannot be created dynamically for an adjacent node.

DYNADJCP=YES

Indicates that the ADJCP can be created dynamically for an adjacent node.

DYNLU



Notes:

¹ DYNLU=YES is the only valid value if the TRLE operand is coded.

statements:

PU

dependencies:

CDRDYN

Specifies whether dynamic allocation of CDRSC definitions is supported. If you do not code this operand, the default is the value you coded on the DYNLU start option.

If dynamic allocation of CDRSC definitions is not supported for a particular PU, a resource that was dynamically defined as a CDRSC cannot use that PU to connect to a session.

DYNLU=NO

Specifies that dynamic allocation of CDRSC definitions is not supported. If you code DYNLU=NO and plan to connect to other nodes using CP-CP sessions, then predefine each node in the CDRSC major node. If you do not, CP-CP session setup fails.

DYNLU=YES

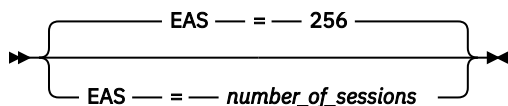
Specifies that dynamic allocation of CDRSC definitions is supported.

For subarea nodes (HOSTSA is specified), DYNLU=YES is meaningful only when the host CDRM is activated and CDRDYN=YES is specified on the CDRM definition statement.

For APPN-only nodes (HOSTSA is not specified), DYNLU=YES is meaningful even though a host CDRM cannot be activated.

Note: If you have coded a DYNLU value in the adjacent CP major node for the adjacent CP to which this physical unit is linked, that value overrides the DYNLU value you code on this PU definition statement. For additional DYNLU considerations, see [“DYNLU” on page 19](#) under the adjacent control point major node.

EAS



statements:

PU, LU

dependencies:

LOCADDR=0

range:

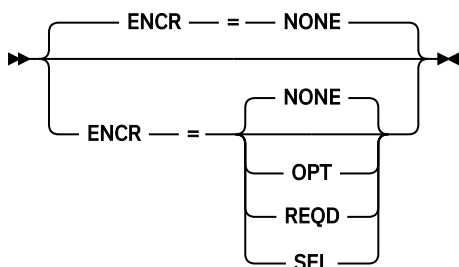
0-65535

Specifies the estimated number of sessions that will be active with this logical unit at any given time. This operand is valid only for an independent logical unit (LOCADDR=0). If you code EAS for other logical units, VTAM ignores it.

If your estimated value is greater than 256, specify the next higher multiple of 256 for better performance.

You can use this operand in conjunction with the BSBUF buffer pool start option to support peak session levels. See [“Buffer Pool start option”](#) on page 524 for information about BSBUF.

ENCR



statements:

PU, LU

dependencies:

none

Specifies whether this logical unit has any special requirements for enciphering and deciphering messages.

ENCR=NONE

Specifies that this logical unit cannot engage in cryptographic sessions.

ENCR=OPT

Specifies that this logical unit can engage in cryptographic sessions, but allows the application program to determine whether to use cryptography.

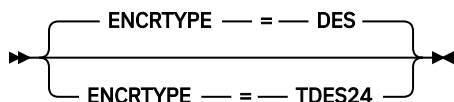
ENCR=REQD

Specifies that VTAM must encipher all messages to and from this logical unit. If ENCR=REQD, no sessions can be established with this logical unit unless the host with which it is associated can handle cryptographic sessions.

ENCR=SEL

For local SNA major nodes, SEL has no meaning for logical units. If you specify ENCR=SEL, ENCR=OPT is used instead.

ENCRTYPE



statements: *PU, LU*

dependencies: *none*

Specifies the minimum type of encryption that VTAM should use on behalf of the application when performing session level encryption.

ENCRTYPE=DES

Specifies that VTAM must use a minimum of DES encryption with an 8-byte key when performing session level encryption. This is the default.

ENCRTYPE=TDES24

Specifies that VTAM must use a minimum of Triple_DES encryption with a 24-byte key when performing session level encryption.

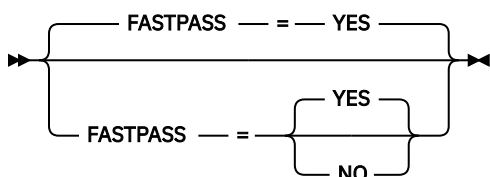
Note: The ENCRTYPE value coded on the PU will be sifted down to the appropriate resource (LU).

The SYSDEFed ENCRTYPE of a LU can be changed at runtime through the MODIFY SECURITY command. See the [z/OS Communications Server: SNA Operation](#) for specific details. However, the ENCRTYPE value will not be able to be downgraded. In other words, if the application is currently operating at ENCRTYPE=TDES24, then the encryption level cannot be changed to ENCRTYPE=DES using the MODIFY SECURITY command.

Note: If downgrading the security level is preferred, the current major node being used must be deactivated and another major node value must be coded.

In addition, a user may use the LOGMODE TABLE to override the ENCRTYPE value of the SLU based on the logmode entry being used. The ENCRTYPE value will not be able to be downgraded from TDES24 to DES using the logmode table. Only TDES24 can be specified for the encryption level (ENCRTYP). See [“MODEENT macroinstruction” on page 687](#) for more information about MODEENT macroinstructions.

FASTPASS



statements: *PU, LU*

dependencies: *TSO sessions only*

Determines how sessions are established for application programs that issue the CLSDST macroinstruction with the PASS option as part of their session establishment procedure. The application program acts as a secondary logical unit (SLU).

The PLU acknowledges the capability of the SLU during session establishment. If you have coded the logon performance enhancement in the PLU's application program, only a single BIND is issued to establish the session.

Some SLUs are incompatible with this enhancement. If your SLU is incompatible with this enhancement, code FASTPASS=NO.

Note: FASTPASS applies only to application programs (acting as SLUs) which establish sessions with TSO.

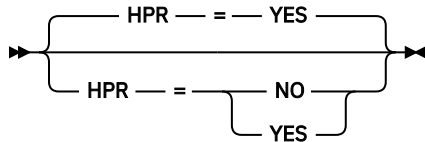
FASTPASS=NO

Specifies that an unenhanced logon procedure requiring multiple binds is performed for application programs that issue the CLSDST PASS macroinstruction with the PASS option as part of their session establishment procedure.

FASTPASS=YES

Specifies that the logon performance enhancement is performed for application programs that issue the CLSDST macroinstruction with the PASS option as part of their session establishment procedure.

HPR



statements:

PU

dependencies:

APPN only

Specifies whether High-Performance Routing (HPR) support is enabled for a PU.

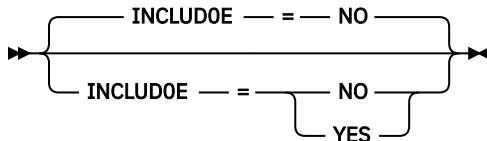
HPR=YES

Indicates that this PU provides HPR support.

HPR=NO

Indicates that this PU does not provide HPR support.

INCLUDEOE



statements:

PU

dependencies:

none

Specifies whether VTAM provides LU names to the logical units defined under this PU. The names are provided by passing a CVOE, Network Name control vector on the ACTLU requests.

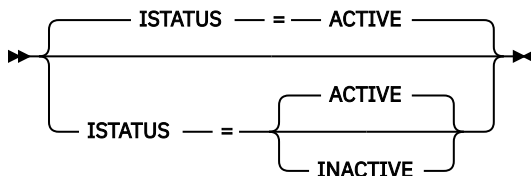
INCLUDEOE=NO

Indicates that VTAM will not provide LU names to the logical units defined under this PU.

INCLUDEOE=YES

Indicates that VTAM will provide LU names to the logical units defined under this PU.

ISTATUS



statements:

PU, LU

dependencies:

none

Determines whether a physical unit or logical unit is to be activated after the first activation of the channel-attachment major node.

ISTATUS=ACTIVE

Specifies that the physical unit or logical unit becomes active when its channel becomes active.

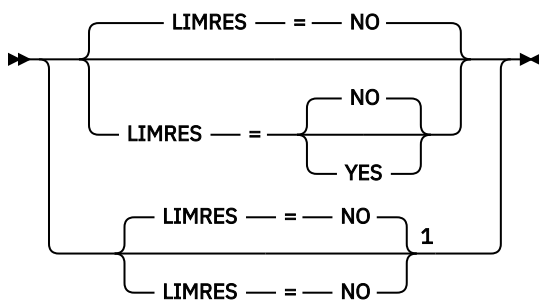
ISTATUS=INACTIVE

Specifies that the physical unit or logical unit remains inactive until the operator activates it.

The operator can override this value by specifying the SCOPE operand on the VARY ACT command when the major node is activated. See [z/OS Communications Server: SNA Operation](#) for information about using the VARY ACT command.

Note: You can dynamically change ISTATUS only on the LU definition statement.

LIMRES



Notes:

¹ LIMRES=NO is the only valid value if the TRLE operand is coded.

statements: *PU*

dependencies: *LIMQSINT; LU 6.2 only; PUTYPE=1 or 2*

Specifies whether this physical unit is to be treated as a limited resource. A limited resource allows you to limit the use of some network connections. It also causes any sessions that traverse the resource to be deactivated if no conversation is active. A session can also be deactivated if the time limit you specify for the LIMQSINT operand on the APPL definition statement expires.

This operand applies only to LU 6.2 conversations and PU types 1 and 2.

If you do not specify a value for LIMRES, resources are not considered to be limited resources. Furthermore, sessions will remain active even after all conversations have ended.

You can also use LIMRES in conjunction with the LIMINTCP start option to specify the interval to retain a free session using a limited resource for some network management flows (excluding flows using the APPN control point sessions or dependent LU server sessions). If you do not code a value for the LIMINTCP start option, resources are not considered to be limited resources, and the sessions will remain active even after all conversations have ended.

LIMRES=NO

Specifies that this physical unit is not to be treated as a limited resource.

LIMRES=YES

Specifies that this physical unit is to be treated as a limited resource.

LOCADDR

➡ LOCADDR — = — *address* ➡

<i>statements:</i>	LU
<i>dependencies:</i>	see notes
<i>range:</i>	0–63 (PU type 1) 0–255 (PU type 2)

Specifies the logical unit's local address at the physical unit.

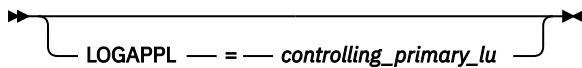
For independent logical units, specify 0. For dependent logical units, specify a nonzero value. All dependent logical units under a given physical unit must have unique LOCADDR values.

An LU definition statement is not required for every possible local address, and LOCADDR values need not be consecutive. Unused local addresses smaller than the largest local address at a station are not assigned network resources.

Note:

1. The value of LOCADDR depends upon the requirements of the device being defined. Consult the appropriate component description manual for these restrictions.
2. Although you can use this operand to define independent LUs, it is recommended that you either use dynamic definition or predefine the independent LUs as CDRSCs.

LOGAPPL



<i>statements:</i>	PU, LU
<i>dependencies:</i>	NetView or TSO

Identifies the name of the primary logical unit that this logical unit will automatically log on to as a secondary logical unit when this logical unit is activated. The name you specify can also be a USERVAR that will be resolved into its current value before it is used to establish or redrive the session with the controlling primary logical unit.

For independent logical units, the LOGAPPL operand establishes a session with the primary logical unit designated on the LOGAPPL operand if a session does not currently exist with this logical unit. The session is established regardless of whether sessions with other logical units exist. The LOGAPPL operand cannot contain the name of an independent logical unit because independent logical units cannot be the controlling logical units for an automatic logon session.

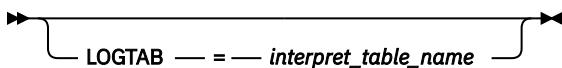
To ensure retry of a pending automatic logon, code the AUTORTRY or AUTOTI start options.

You can specify a network-qualified name for LOGAPPL. You cannot specify an LUALIAS name for LOGAPPL.

Note: If you specify the NetView or TSO program as the application program on the LOGAPPL operand, you will get unpredictable results in recovery situations.

For more information about establishing sessions, see [z/OS Communications Server: SNA Network Implementation Guide](#).

LOGTAB



<i>statements:</i>	PU, LU
--------------------	--------

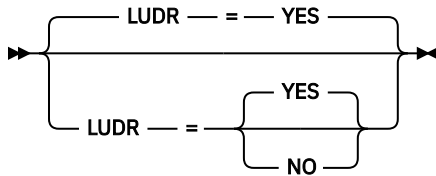
dependencies:

dependent LUs only

Specifies the name of an interpret table that VTAM uses when processing logon requests originating from the logical unit. VTAM uses the interpret table to interpret the name received from an initiation request. See [“Interpret table” on page 678](#) for a description of how to define an interpret table.

LOGTAB is valid only for dependent logical units.

LUDR



statements:

LU

dependencies:

none

Specifies whether an LU is eligible for dynamic reconfiguration.

This operand is ignored for independent LUs.

LUDR=NO

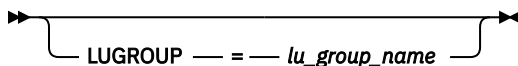
Indicates that VTAM rejects any attempt to move or delete the LU.

LUDR=NO is not valid if PUDR=YES. However, by using DRDS definitions you can create an LU with LUDR=NO under a PU with PUDR=YES, and DR operations on the LU will fail, but DR operations on the PU ignore the LUDR=NO value.

LUDR=YES

Indicates that the LU can be dynamically deleted or moved. Valid only if dynamic reconfiguration is supported for this LU.

LUGROUP



statements:

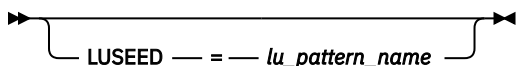
PU

dependencies:

none

Specifies the name of the model LU group that VTAM uses to select a model LU definition when dynamically defining an LU. This operand also indicates that the device supports dynamic definition of LUs.

LUSEED



statements:

PU

dependencies:

LUGROUP

Provides a 1–8 character pattern name that the SDDL exit routine uses to generate an LU name when dynamically defining an LU.

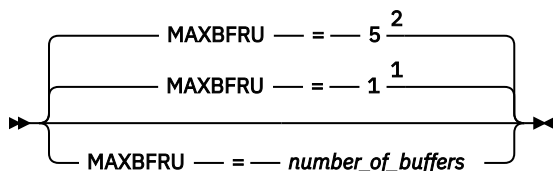
If you use the IBM-supplied SDDL exit routine, this operand is required and must have the following format:

- The first character must be either alphabetical or one of the national characters (@ or \$).
- The remaining characters can be either alphabetical, numerical, or national.
- There must be either two or three contiguous national # characters in the name. These characters represent holders, in which the logical unit's local address is substituted when an LU's name is generated. If you specify three # characters, the LU's logical address is substituted in decimal for the # characters. If you specify two # characters, the LU's logical address is substituted in hexadecimal for the # characters.

When used with a user-written SDDL exit routine, this operand is optional and there are no restrictions on its format. For more information on the SDDL exit, see [z/OS Communications Server: SNA Customization](#).

This operand is valid only when you code the LUGROUP operand.

MAXBFRU



Notes:

¹ MAXBFRU defaults to 1 when HPR=NO, XID=NO, CONNTYPE=LEN, or the VTAM node is not HPR capable.

² MAXBFRU defaults to 5 when HPR=YES, XID=YES, CONNTYPE=APPN, and the VTAM node is HPR capable.

<i>statements:</i>	<i>PU</i>
<i>dependencies:</i>	<i>TRLE</i>
<i>range:</i>	<i>1-255</i>

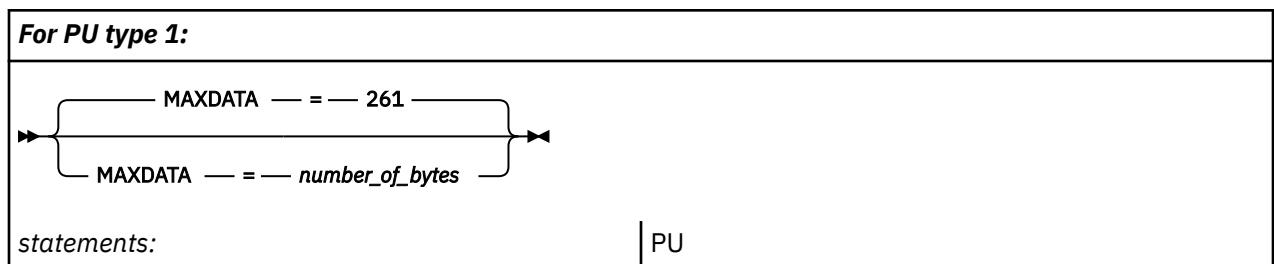
Specifies the number of buffer units that VTAM uses to receive data from the physical unit. These buffer units are elements of the IOBUF buffer pool.

number_of_buffers is a decimal integer. Always code MAXBFRU such that the *bufsize* value for the IOBUF buffer pool times MAXBFRU is equal to or greater than the maximum RU size used by the controller.

For more information about determining a value for MAXBFRU, see [z/OS Communications Server: SNA Network Implementation Guide](#).

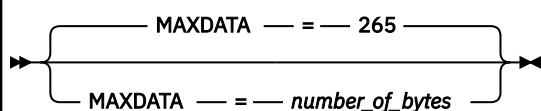
Note: When the TRLE operand is coded on the PU definition statement, the MAXBFRU value coded on the PU definition statement (if coded) is ignored. VTAM uses the MAXBFRU value from the TRLE definition statement in the TRL major node.

MAXDATA



<i>dependency:</i>	none
<i>range:</i>	20-65535

For PU type 2:



<i>statements:</i>	PU
<i>dependency:</i>	none
<i>range:</i>	20-65535

Specifies the maximum number of bytes that the physical unit can receive in one PIU or PIU segment, including the transmission header (TH) and request or response header (RH). To determine the maximum PIU (or PIU segment) size that the physical unit can receive, consult the component publications for the specific type of SDLC station represented by this PU definition statement.

The maximum amount of user data that VTAM sends to the physical unit in one PIU is:

- MAXDATA minus 2 bytes (for a PU type 1)
- MAXDATA minus 6 bytes (for a PU type 2)

Note: The RU part of the PIU contains the user data. When VTAM segments the PIU, the middle and last PIUs contain three more bytes of user data in the RU because there is no RH field. The value for the PIU varies with the device; for example, the 3276 requires MAXDATA=262.

MAXDATA is ignored for type 2.1 nodes attached through an NCP with peripheral node type 2.1 support. The type 2.1 node supplies the actual value used when the connection is established.

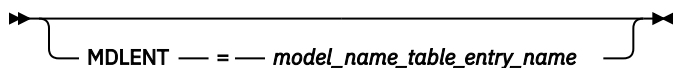
See *NCP, SSP, and EP Resource Definition Reference* for more information about physical units connected through an NCP.

Note: If the TRLE operand is coded, MAXDATA is ignored. See [“TRLE” on page 309](#) for more information.

Note:

1. In a local area network, the value for the MAXDATA operand on the PU definition statement must be less than or equal to the value for the MAXDATA operand on the PORT definition statement for the LAN major node to which the switched physical unit is connected.
2. NCP V4R3 changed the MAXDATA calculation for a type 1 physical unit. See *NCP, SSP, and EP Resource Definition Reference* for information about calculating a MAXDATA value for physical units on non-switched links.

MDLENT

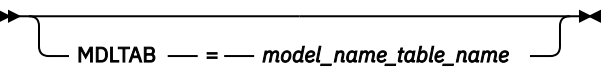


<i>statements:</i>	PU, LU
<i>dependencies:</i>	MDLTAB

Specifies the name of the model name table entry to be used for this logical unit.

If you code the MDLENT operand, you must also code the MDLTAB operand. If you omit MDLENT and include MDLTAB, VTAM uses the first entry in the associated LU table by default.

MDLTAB



statements: PU, LU
dependencies: none

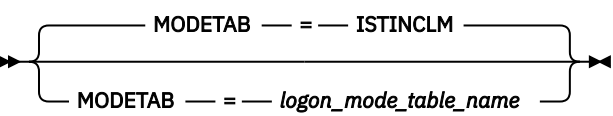
Specifies the name of the model name table to be used for the logical unit. See “Model name table” on page 708 for a description of how to define a model name table.

The model name is passed only when VTAM initiates the session with the application program, for example, only when the LOGAPPL = parameter is also coded.

If you omit the LOGAPPL operand or the MDLTAB operand, VTAM will not provide the name of the model name table to the application during LU-LU session initiation. However, you can provide the model name in other ways. You can enter it from the terminal on the MODEL operand of the LOGON command, or VTAM can send it to the application in a formatted session-initiation request. See “LOGON command” on page 748 for more information on the MODEL operand of the LOGON command.

The operator can use the MODIFY TABLE command to dynamically replace a model name table. See [z/OS Communications Server: SNA Operation](#) for more information about the MODIFY TABLE command.

MODETAB



statements: PU, LU
dependencies: none

Specifies the name of a logon mode table to be used for the logical unit. The name you code must be the name of a logon mode table created as described in “Logon mode table” on page 685. If you do not supply a logon mode table for the logical unit on the MODETAB operand, an IBM-supplied default logon mode table (ISTINCLM) is used. If you specify a table, both the table you specify and the default table are used.

name

statements: VBUILD	statements: PU, LU

On VBUILD

name is optional. If a syntax or definition error is detected with this statement during activation of the major node, *name* appears in the message issued to identify the error.

The optional *name* you give to this definition statement can be the same as the name VTAM gives to a major node and its definitions when they are filed in the VTAM definition library. The name VTAM gives to the major node is used when messages are issued regarding the node's status.

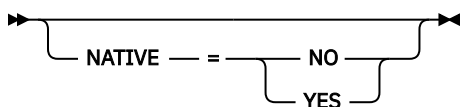
On PU

Provides the required minor node name of the physical unit represented by this statement.

On LU

Provides the required minor node name of the logical unit represented by this statement.

NATIVE



statements:

PU

dependencies:

BN=YES; APPN only

Specifies whether this link station represents a connection to a native node.

If NATIVE is not specified on the ADJCP statement or on the PU definition statement, the two nodes negotiate their subnet affiliation during connection establishment.

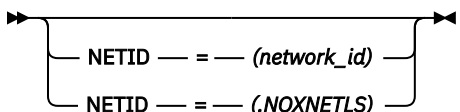
- If the NETIDs match, the connection defaults to a native connection.
- If the NETIDs are different, the connection defaults to a nonnative connection.

No subnet negotiations will occur if NATIVE has been specified; in this case the value between the two nodes must match for connection to occur.

If you code NATIVE on both the ADJCP and PU definition statements, the values must match.

For transmission groups (TGs) between nodes, the value specified or negotiated for NATIVE must match. If a TG is already active, subsequent TG activations must not have a specified or negotiated value for NATIVE that conflicts with the value of NATIVE for the active TG. If there is a conflict, the TG attempting activation is not allowed to become active. If the activation is for a virtual-route-based transmission group then the SSCP-SSCP session will also fail.

NETID



statements:

PU

dependencies:

XNETALS start option

Specifies a 1–8 character network identifier. This operand is used in conjunction with the XNETALS start option in support of nonnative network connection. See [“XNETALS start option” on page 651](#) for information about XNETALS.

Note: The use of the national character, #, is discouraged, because this character might not be present on keyboards of terminals produced in other countries. Because # might not be available on all terminals, SNA architecture specifically excludes # from the list of valid characters that can be used for defining network identifiers. Although VTAM allows you to use #, other products might enforce this restriction.

NETID=network_id

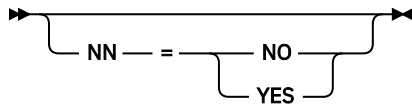
If you specify NETID on the PU definition statement, VTAM ensures that when the physical unit is active, the connecting resource is within the network specified by NETID. The network ID specified by NETID is the CP NETID of the NETID where the PU resides. If you omit NETID, VTAM dynamically acknowledges the network ID during connection establishment and this network ID becomes the CP NETID. If you code NETID, and nonnative network connection is not supported, the definition is rejected unless the operand specifies VTAM's network ID.

NETID=(,NOXNETLS)

Specifies that VTAM does not allow nonnative network attachment for LU-LU sessions for this PU. When NETID=(,NOXNETLS), VTAM indicates to the NCP that this PU uses VTAM's native network ID.

LU-LU sessions might fail if the NETID sent in the BIND from the LU is different than the NETID specified in VTAM (even though PU-PU connections can be established). If no NETID is included in the BIND, or if the NETID is identical to that specified by VTAM, the LU-LU session should activate.

NN



statements:

PU

dependencies:

APPN only

Specifies whether the adjacent node is expected to be a network node.

If you specify a value for NN, it is validated when a connection is attempted to an adjacent node. If the adjacent CP is not the type of node that is expected, then connection setup fails. If NN is not specified, then the APPN capabilities of the adjacent node are identified and accepted when a connection is established.

NN=NO

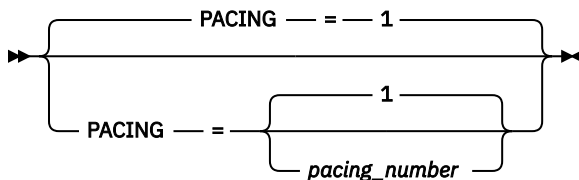
Specifies that the adjacent node is expected to be an end node.

NN=YES

Specifies that the adjacent node is expected to be a network node.

Restriction: In a peripheral subnetwork boundary configuration between a border node and a network node without border node function, the border node appears to the non-border node as an end node. In this case, coding NN=YES on the definition statement that represents the border node, a connection failure will occur. Avoid the failure by not coding the NN operand or by coding NN=NO.

PACING



statements:

PU, LU

dependencies:

none

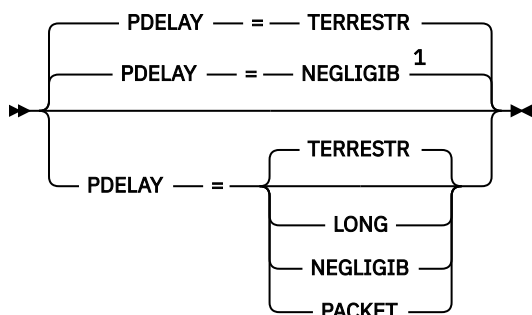
range:

0-63

Specifies how VTAM paces the flow of data from the boundary node, which performs pacing for a channel-attached SNA device, to the SLU. The PACING value is not used in all configurations.

For more information about pacing, see [z/OS Communications Server: SNA Network Implementation Guide](#).

PDELAY



Notes:

¹ NEGLIGIB is the default if the TRLE operand is coded.

statements: PU

dependencies: APPN only

Specifies the maximum propagation delay of the link for the transmission group. Propagation delay represents the time needed for a signal to travel from one end of the link to the other.

PDELAY=NEGLIGIB

Indicates a local area network delay (less than .48 milliseconds).

PDELAY=TERRESTR

Indicates telephone network delay (between .48 and 49.152 milliseconds).


PDELAY=PACKET

Indicates a packet-switched network delay (between 49.152 and 245.76 milliseconds).

PDELAY=LONG

Indicates a satellite delay (greater than 245.76 milliseconds).

PUTYPE



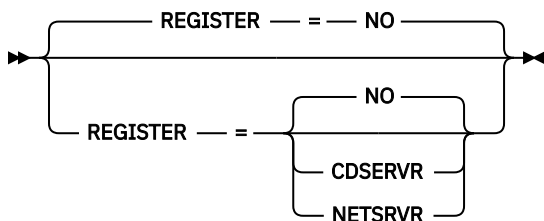
statements: PU

dependencies: none

Specifies the physical unit type. PUTYPE=2 is the only valid value.

REGISTER

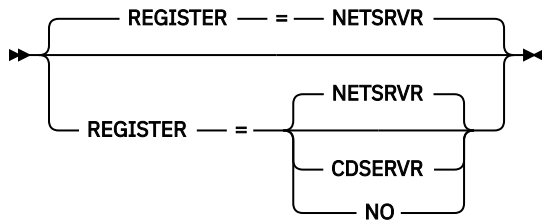
For independent LUs:



statements: PU, LU

dependencies: APPN only

For dependent LUs:



statements:

PU, LU

dependency:

APPN only

Specifies how a resource should be registered. The default depends on whether you code REGISTER for dependent or independent LUs.

REGISTER=CDSERVER

Indicates that an end node resource is registered to a network node server and directory resource registration is requested for it. A network node resource is registered at the central directory server. If the node is configured as a central directory server, this value has the same effect as NO.

REGISTER=NETSRVR

Indicates that the end node resource should be registered to its network node server, but that directory registration should not be requested for it.

For dependent LUs, NETSRVR is the default, and LOCADDR must be specified as a nonzero value.

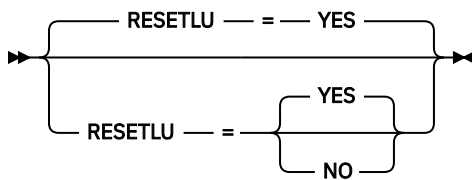
Dependent LUs are not usually the targets of LU-LU session setup attempts and are therefore not likely to be the targets of an APPN LOCATE search. However, because end nodes cannot be searched, you can register their dependent LUs with their network node server.

REGISTER=NO

Indicates that the resource should not be registered.

For independent LUs, NO is the default, and LOCADDR must be specified as 0.

RESETLU



statements:

PU,LU

dependencies:

dependent LUs only

Specifies whether a DACTLU request followed by a ACTLU request will be sent during clean-up processing.

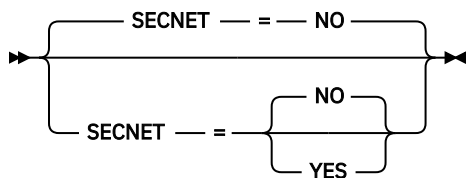
RESETLU=YES

Specifies that during clean-up processing for dependent LUs, VTAM will issue an ACTLU request after the DACTLU request.

RESETLU=NO

Specifies that during clean-up processing for LU-LU sessions, RESETLU=NO prevents a DACTLU-ACTLU from flowing to an LU.

SECNET



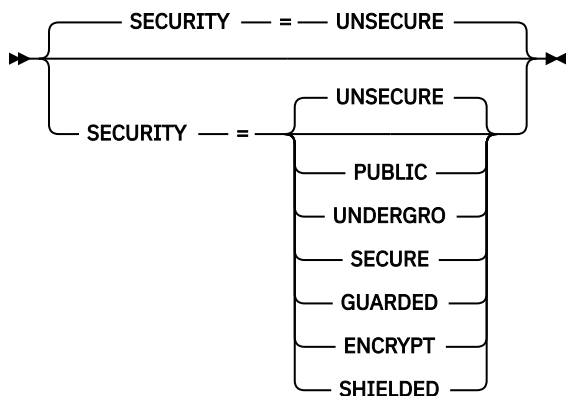
statements: *PU*

dependencies: *valid only for 3174 token-ring attachments*

Specifies whether this physical unit is associated with a secondary network containing resources whose connectivity is not defined to VTAM.

When SECNET=YES, data that is received by VTAM from this physical unit is flagged as requiring special problem-determination considerations when routed to a communication network management (CNM) application.

SECURITY



statements: *PU*

dependencies: *APPN only*

Specifies the security level of the transmission group. The following options range from the least secure level to the most secure level.

SECURITY=UNSECURE

Specifies no security level.

SECURITY=PUBLIC

Specifies a public switched network.

SECURITY=UNDERGRO

Specifies an underground cable, not guarded.

SECURITY=SECURE

Specifies a secure conduit, not guarded.

SECURITY=GUARDED

Specifies a guarded conduit, physical only.

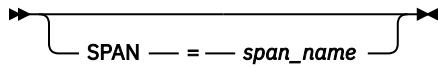
SECURITY=ENCRYPT

Specifies link encryption.

SECURITY=SHIELDED

Specifies a guarded conduit, physical and radiation shielded.

SPAN



statements:

PU, LU

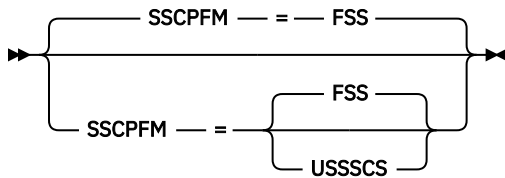
dependencies:

NetView

Defines a span of control for VTAM minor node resources. Code this operand if you are using the NetView program. For a full description, see *IBM Tivoli NetView for z/OS Installation: Getting Started*.

The NetView program checks the SPAN value, but VTAM ignores it.

SSCPFM



statements:

PU, LU

dependencies:

none

Determines what type of RUs the logical unit can support in its communications with the SSCP.

SSCPFM=FSS

Specifies that the logical unit supports formatted commands in its communication with the SSCP.

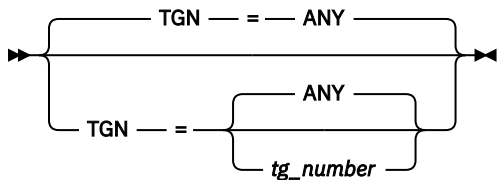
Note: You might receive character-coded messages when SSCPFM=FSS.

SSCPFM=USSSCS

Specifies that the logical unit supports character-coded messages in its communication with the SSCP.

Refer to the publications for each individual device to determine whether formatted or character-coded messages are supported by that device.

TGN



statements:

PU

dependencies:

APPN only

range:

0-20

Specifies the transmission group (TG) number that represents the connection between this node and the destination APPN node.

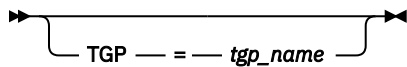
By specifying a *tg_number*, you indicate a preferred TG that might be used depending on how the partner nodes negotiate the number.

Coding TGN=ANY, or not coding TGN, allows the transmission group number to be negotiated.

Coding TGN=0 means that the PU does not support parallel TGs. For connections to LEN nodes, or to any node that does not support parallel TGs, TGN=0 is always assumed.

For APPN-capable nodes, the CPNAME and NETID operands are required with the TGN operand. Note that you can specify the CPNAME operand without the TGN operand and the transmission group number will be negotiated. However, if a value for TGN is specified, then a value for CPNAME and NETID must also be specified.

TGP



statements:

PU

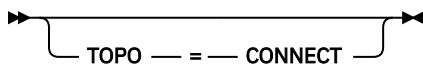
dependencies:

APPN only

Specifies the name of a transmission group (TG) profile. The characteristics of the TG profile (along with any modifiers specified on this statement) become the characteristics of the PU. If a *tgp_name* is not specified or has not been activated when the PU becomes active, the default transmission group operand values or the override values specified on GROUP, LINE, or PU statements are used.

See [“APPN transmission group profile” on page 441](#) for more information on transmission group profiles.

TOPO



statements:

PU

dependencies:

APPN only

Controls the way APPN connections using this link station will be reported to APPN topology and routing services for inclusion into APPN functions.

Note: Except in the switched major node, the only value for TOPO is CONNECT. If you specify APPN on the CONNTYPE start option, it is not necessary to code TOPO, as you automatically get a value of CONNECT.

TOPO=CONNECT

APPN topology and routing services receives information about the connection and its characteristics when the connection is activated. When the connection is deactivated, APPN topology and routing services receives notification that the TG is inactive.

TRLE



statements:

PU

dependencies:

CUADDR; APPN only

Specifies the 8-character name of the TRLE definition statement to be used for the physical unit being defined by this PU definition statement. The TRLE determines the transport characteristics of the PU.

If you specify a value on the TRLE operand that does not have a corresponding TRLE definition statement in the TRL major node, activation of the PU fails.

Note: You cannot code TRLE with the CUADDR operand. However, if you omit both TRLE and CUADDR, you must code ISTATUS=INACTIVE and include the address in the U operand in the VARY ACT command that activates the physical unit.

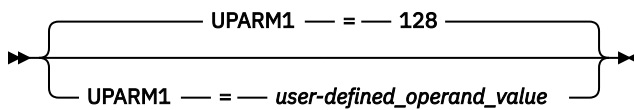
TYPE

►► TYPE — = — LOCAL ◄◄

<i>statements:</i>	<i>VBUILD</i>
<i>dependencies:</i>	<i>none</i>

Specifies a local SNA major node. This operand is required.

UPARM1

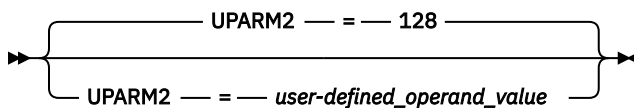


<i>statements:</i>	<i>PU</i>
<i>dependencies:</i>	<i>APPN only</i>
<i>range:</i>	<i>0–255</i>

Specifies a user-defined operand value.

See [z/OS Communications Server: SNA Network Implementation Guide](#) for an example about using the UPARM operands.

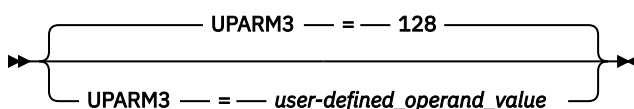
UPARM2



<i>statements:</i>	<i>PU</i>
<i>dependencies:</i>	<i>APPN only</i>
<i>range:</i>	<i>0–255</i>

Specifies a user-defined operand value.

UPARM3



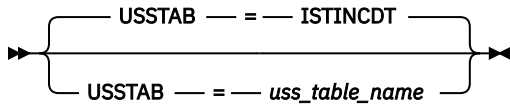
<i>statements:</i>	<i>PU</i>
<i>dependencies:</i>	<i>APPN only</i>

range:

0–255

Specifies a user-defined operand value.

USSTAB



statements:

PU, LU

dependencies:

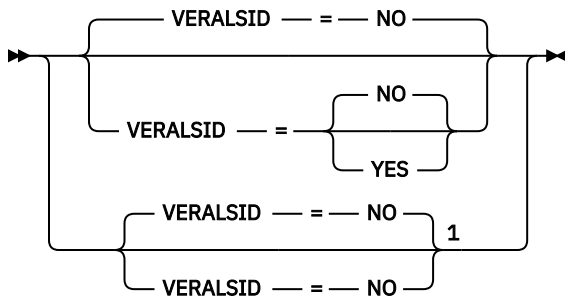
dependent LUs

Specifies the name of a USS table that VTAM uses to process character-coded input that it receives from the logical unit.

A terminal user can issue a USS command with the LANGTAB operand. This causes a second USS table to be associated with the logical unit, which overrides the table specified with USSTAB. If you do not code USSTAB and a LANGTAB USS table is not in use, the IBM-supplied USS table (ISTINCDT) is used. For more information on USS tables, see [“Unformatted system services tables” on page 719](#).

USSTAB is valid for dependent logical units only.

VERALSID



Notes:

¹ VERALSID=NO is the only valid value if the TRLE operand is coded.

statements:

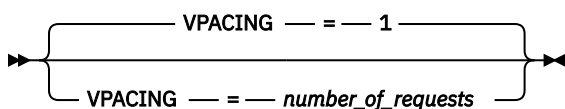
PU

dependencies:

APPN only

Specifies whether the adjacent link station name should be used to determine the link station. When specified as YES, the connection endpoints must supply the same name in the CV0EF7 vector that is appended to XID3s. The name supplied in CV0EF7 is the name of a switched PU or the name of a PU under a non-switched line.

VPACING



statements:

PU, LU

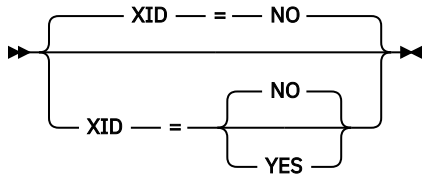
dependencies: none

range: 0–63

Specifies how VTAM paces the flow of data from the boundary node containing the PLU to the boundary node that performs pacing for a channel-attached SNA device.

For more information on pacing, see [z/OS Communications Server: SNA Network Implementation Guide](#).

XID



statements: PU

dependencies: none

Specifies the type of channel contact procedure to be used.

XID=NO

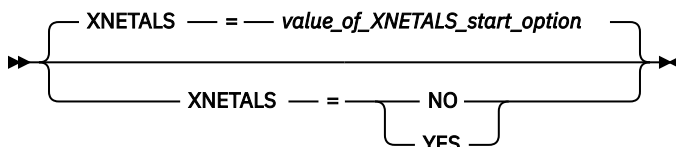
Specifies that the local SNA PU type 2 channel contact procedure is to be used.

Note: If TRLE is coded, activation of the PU fails.

XID=YES

Specifies that a type 2.1 channel contact procedure is to be used.

XNETALS



statements: PU

dependencies: none

Determines whether the network ID of an attaching node or VTAM's network ID is used for an adjacent nonnative node. Used to control how a nonnative node can attach to VTAM.

Note: The XNETALS option has changed in the way VTAM treats PUs that send in nonnative NETIDs in their XID. VTAM used to let the PU connect and treated it as if it sent in the same NETID that VTAM started with but that is no longer true. If the NETID that the PU sent in its XID is not the same as VTAM's and XNETALS=NO or is defaulted, IST680I will be issued.

XNETALS=NO

Indicates that VTAM's network ID will be used to represent the connecting node's network ID.

During connection:

- If the NETID operand is specified on the PU statement, then it must specify VTAM's network ID.
- If the NETID operand is not coded on the PU statement, then VTAM's network ID is assumed and the adjacent node's network ID is ignored.

During LU-LU session establishment:

- If the network ID for the originating LU is specified (during connection time) and is not identical to VTAM's network ID, the session will not be established.
- If the originating LU is not using a network qualified name, VTAM's network ID is assumed and the session will be established.

Note: If the PU is a dependent LU server or requester, nonnative network connection is not allowed if XNETALS=NO is specified and the NETID operand is not coded.

XNETALS=YES

Indicates that the network ID of the adjacent PU will be used for connection and session establishment.

During connection:

- If the NETID operand on the PU statement is coded, it will be used as the PU's network ID. In this case, the network ID specified on the PU statement must match the network ID specified by the attaching node during connection processing.
- If the NETID operand is not specified on the PU statement, then the network ID specified by the attaching node during connection processing will be assumed.

During LU-LU session establishment:

- If the network ID for the originating LU is specified and does not match the PU's network ID, the session will not be established.
- If the originating LU name is not a network qualified name, the session will be established. VTAM will qualify the LU's name with the attaching node's network ID.

Note: Providing that XNETALS=YES is coded, you can prohibit nonnative network attachment for LU-LU sessions for a particular PU by coding XNETALS=NO on the GROUP, LINE or PU statements.

LU group major node

To define an LU group major node, code a VBUILD definition statement for the major node, and an LUGROUP definition statement for each model LU group in the major node.

The LU group major node defines one or more model LU groups. Each model LU group contains a list of model LU definitions. VTAM uses the model LU definitions to dynamically define LUs attached to devices that support dynamic definition of dependent LUs.

Each model LU group consists of an LUGROUP definition statement followed by at least one, but no more than 255, LU definition statements. Each LU definition statement represents the LU definitions that are used to dynamically define LUs of a particular device type.

Table 21. LU group major node definition statements and operands

Name	Definition statement	Operands	Page	Req	Sift effect	Default	Restrictions, dependencies
name	VBUILD	TYPE=LUGROUP	“TYPE” on page 258	R			
name	LUGROUP						
name	LU	ASLENT	“ASLENT” on page 249				ASLTAB

Table 21. LU group major node definition statements and operands (continued)

Name	Definition statement	Operands	Page	Req	Sift effect	Default	Restrictions, dependencies
		ASLTAB	“ASLTAB” on page 249				
		CERTIFY	“CERTIFY” on page 250				
		CKEYNAME	“CKEYNAME” on page 250				
		CLRSESSQ	“CLRSESSQ” on page 251				
		DLOGMOD	“DLOGMOD” on page 251				MODETAB
		ENCR	“ENCR” on page 251			NONE	
		ENCRTYPE	“ENCRTYPE” on page 252			DES	
		FASTPASS	“FASTPASS” on page 252			YES	TSO only
		LOGAPPL	“LOGAPPL” on page 253				NetView or TSO
		LOGTAB	“LOGTAB” on page 254				dependent LUs
		LUDR	“LUDR” on page 254			YES	
		MDLENT	“MDLENT” on page 254				MDLTAB
		MDLTAB	“MDLTAB” on page 254				
		MODETAB	“MODETAB” on page 255			ISTINCLM	
		PACING	“PACING” on page 256			1	

Table 21. LU group major node definition statements and operands (continued)

Name	Definition statement	Operands	Page	Req	Sift effect	Default	Restrictions, dependencies
		REGISTER	“REGISTER” on page 256			NETSRVR	APPN only
		RESETLU	“RESETLU” on page 257		P	YES	
		SSCPFM	“SSCPFM” on page 257			FSS	
		USSTAB	“USSTAB” on page 258			ISTINCDT	dependent LUs
		VPACING	“VPACING” on page 258			1	

Legend:

R

Required operand.

LU group major node coding notes

This information contains coding notes for the LU group major node.

VBUILD definition statement

Code a VBUILD definition statement for each LU group major node.

LUGROUP definition statement

Code an LUGROUP definition statement to specify the start of each model LU group in the LU group major node. All the LU definition statements that follow this definition represent model LUs in the model LU group. The model LU group ends when VTAM encounters either a VBUILD or an LUGROUP definition statement.

LU definition statement

Code an LU definition statement for each model LU in the LU group. On type 2.0 and type 2.1 devices that support dynamic definition of dependent LUs, the model LU definitions are used to dynamically define dependent LUs when the device powers on. The maximum number of model LUs that you can define for each LU group is 255.

You cannot take advantage of the sift-down effect in this major node.

LU group major node full syntax

The full syntax for the LU group major node follows. The syntax for each operand is repeated in [“LU group major node operand descriptions” on page 249](#).

VBUILD

» *name* »

» VBUILD »

» TYPE — = — LUGROUP »

LUGROUP

» *name* »

» LUGROUP »

LU

» *name* »

» LU »

» ASLENT — = — *associated_lu_table_entry_name* »

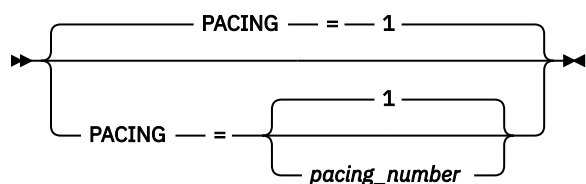
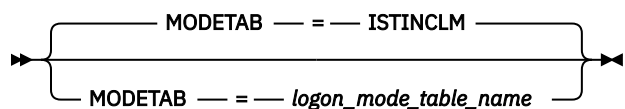
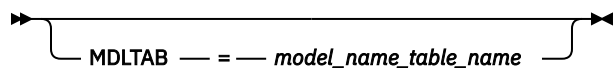
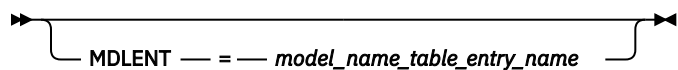
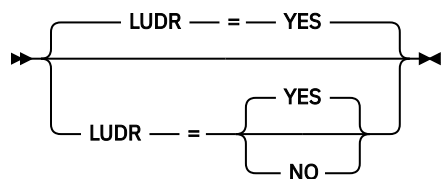
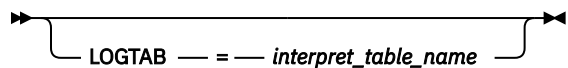
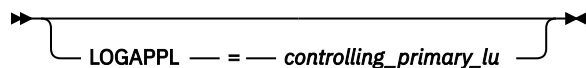
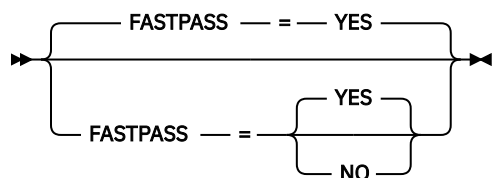
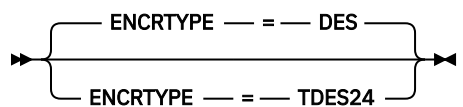
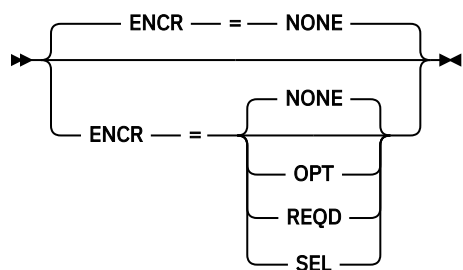
» ASLTAB — = — *associated_lu_table_name* »

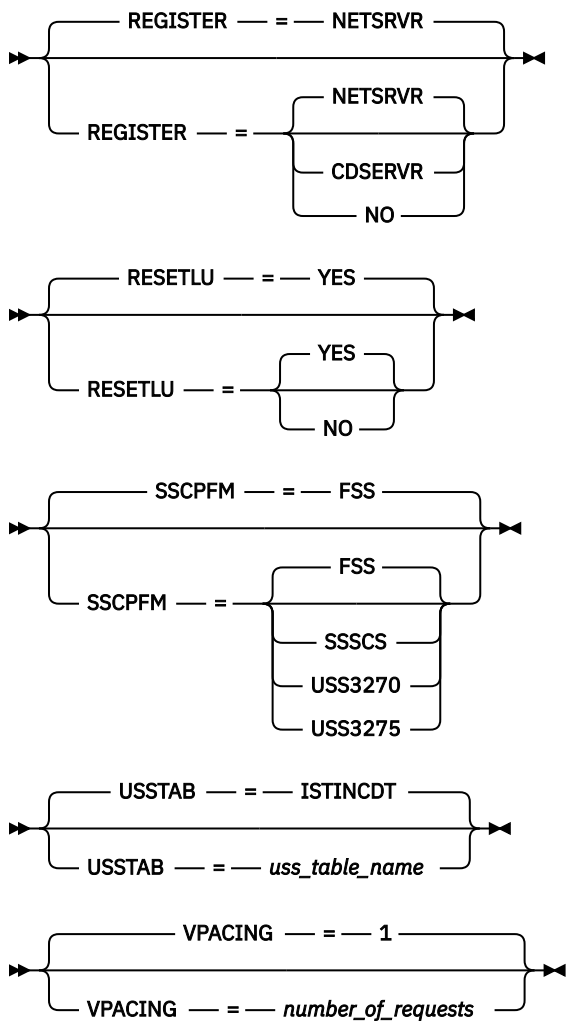
» CERTIFY — = — NO »
» CERTIFY — = — NO »
» CERTIFY — = — YES »

» CKEYNAME — = — *name* »
» CKEYNAME — = — *crypto_key_name* »

» CLRSESSQ — = — NO »
» CLRSESSQ — = — NO »
» CLRSESSQ — = — YES »

» DLOGMOD — = — *default_logon_mode_table_entry_name* »






LU group major node operand descriptions

The following information describes the operands you can code for the LU group major node.

ASLENT



statements:

LU


dependencies:

ASLTAB

Specifies the name of the associated LU table entry to be used for this logical unit.

If you code the ASLENT operand, you must also code the ASLTAB operand. If you omit ASLENT and include ASLTAB, VTAM uses the first entry in the table named in ASLTAB by default.

ASLTAB



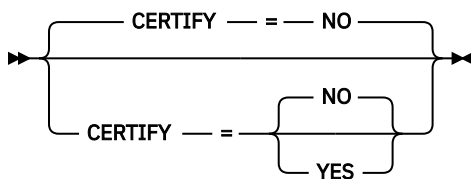
<i>statements:</i>	<i>LU</i>
<i>dependencies:</i>	<i>none</i>

Specifies the name of the associated LU table to be used for the logical unit. See [“Associated LU table” on page 655](#) for a description of how to define an associated LU table.

If you omit the ASLTAB operand, VTAM will not provide the names of associated logical units to the application during LU-LU session initiation. However, you can provide the associated LU names in other ways. You can enter them from the terminal on the PRINTER1 and PRINTER2 operands of the LOGON command, or VTAM can send them to the application in a formatted session-initiation request. See [“LOGON command” on page 748](#) for more information on the PRINTER1 and PRINTER2 operands of the LOGON command.

The operator can use the MODIFY TABLE command to dynamically replace an associated LU table (ASLTAB). See [z/OS Communications Server: SNA Operation](#) for more information about the MODIFY TABLE command.

CERTIFY



<i>statements:</i>	<i>LU</i>
<i>dependencies:</i>	<i>CERTIFY is ignored unless ENCR is also active. Before enabling the CERTIFY function, ensure that the device or software providing the partner's LU support also supports the CERTIFY function.</i>

Specifies whether VTAM on behalf of the application program will verify authentication.

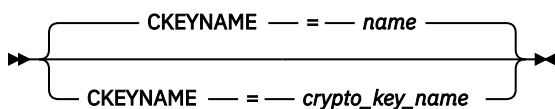
CERTIFY=YES

Specifies SLU authentication (verifying the SLU is using the same cryptographic key as the PLU) is to be performed by the PLU.

CERTIFY=NO

Specifies no SLU authentication (not verifying the SLU is using the same cryptographic key as the PLU) is to be performed by the PLU.

CKEYNAME



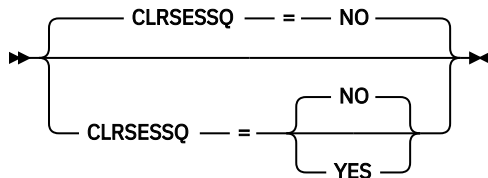
<i>statements:</i>	<i>LU</i>
<i>dependencies:</i>	<i>dependent LUs only</i>

Specifies the name of the key-encrypting key (KEK) in the cryptographic key data set (CKDS) for the LU. Use CKEYNAME to encipher the session key that is sent in the BIND to the LU when a cryptographic session is established. CKEYNAME has the same format and restrictions as other VTAM *names*. For information on naming conventions, see [“Format of definition statements” on page 6](#).

If you do not specify CKEYNAME, the cryptographic key name defaults to the name on the LU definition statement.

Note: Independent LUs will ignore the CKEYNAME keyword and use their default name.

CLRSESSQ



statements: *LU*
dependencies: *none*

Specifies whether a dependent LU is forced into an inhibited session state when the LU is disabled. When the LU is enabled, it is returned to normal status. Sessions, however, are not connected.


CLRSESSQ=YES

Specifies that the LU is forced into an inhibited session state. Both active and pending sessions are removed from the session queue.

CLRSESSQ=NO

Specifies that the LU is not forced into inhibited session state. This is the default.

DLOGMOD

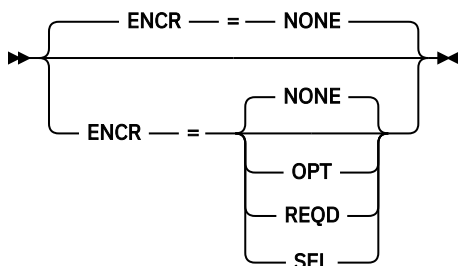


statements: *LU*
dependencies: *MODETAB*

Specifies the name of the default logon mode table entry used by default if one is not otherwise provided. If you do not code this operand, and the name of a logon mode table entry is not otherwise provided, VTAM uses the first entry in the applicable logon table (specified on the MODETAB operand or used by default).

If you specify MODETAB, the entry must be in either the specified table or in ISTINCLM, an IBM-supplied logon mode table. If you do not specify MODETAB, the entry must be in ISTINCLM. For more information on logon mode entries, see [“Logon mode table” on page 685](#).

ENCR



statements: *LU*
dependencies: *none*

Tells whether this logical unit has any special requirements for enciphering and deciphering messages.

ENCR=NONE

Specifies that this logical unit cannot engage in cryptographic sessions.

ENCR=OPT

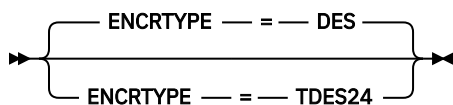
Specifies that this logical unit can engage in cryptographic sessions, but allows the application program to determine whether to use cryptography.

ENCR=REQD

Specifies that VTAM must encipher all messages to and from this logical unit. If ENCR=REQD, no sessions can be established with this logical unit unless the host with which it is associated is able to handle cryptographic sessions.

ENCR=SEL

For an LU group major node, SEL has no meaning for logical units. If you specify ENCR=SEL, ENCR=OPT is used instead.

ENCRTYPE

statements:

LU

dependencies:

none

Specifies the minimum type of encryption that VTAM should use on behalf of the application when performing session level encryption.

ENCRTYPE=DES

Specifies that VTAM must use a minimum of DES encryption with an 8-byte key when performing session level encryption. This is the default.

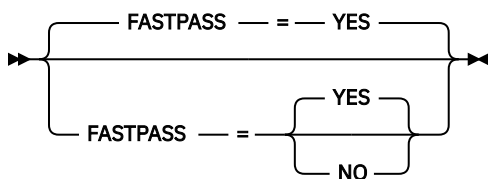
ENCRTYPE=TDES24

Specifies that VTAM must use a minimum of Triple_DES encryption with a 24-byte key when performing session level encryption.

The SYSDEFed ENCRTYPE of a LU can be changed at runtime through the MODIFY SECURITY command. See *z/OS Communications Server: SNA Operation* for specific details. However, the ENCRTYPE value will not be able to be downgraded. In other words, if the application is currently operating at ENCRTYPE=TDES24, then the encryption level cannot be changed to ENCRTYPE=DES using the MODIFY SECURITY command.

Note: If downgrading is preferred, the current major node being used must be deactivated and another major node value must be coded.

In addition, a user may use the LOGMODE TABLE to override the ENCRTYPE value of the SLU based on the logmode entry being used. The ENCRTYPE value will not be able to be downgraded from TDES24 to DES using the logmode table. Only TDES24 can be specified for the encryption level (ENCRTYP). See [“MODEENT macroinstruction” on page 687](#) for more information about MODEENT macroinstructions.

FASTPASS

statements:

LU

dependencies:

TSO sessions only

Determines how session establishment is performed for application programs that issue the CLSDST macroinstruction with the PASS option as part of their session establishment procedure. The application program acts as a secondary logical unit (SLU).

The PLU acknowledges the capability of the SLU during session establishment. If you have coded the logon performance enhancement in the PLU's application program, only a single BIND is issued to establish the session.

Some SLUs are incompatible with this enhancement. If your SLU is incompatible with this enhancement, code FASTPASS=NO.

Note: FASTPASS applies only to application programs (acting as SLUs) that establish sessions with TSO.

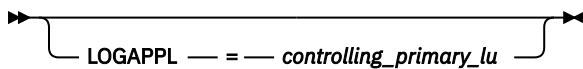
FASTPASS=NO

Specifies that an unenhanced logon procedure requiring multiple binds is performed for application programs that issue the CLSDST PASS macroinstruction with the PASS option as part of their session establishment procedure.

FASTPASS=YES

Specifies that the logon performance enhancement is performed for application programs that issue the CLSDST macroinstruction with the PASS option as part of their session establishment procedure.

LOGAPPL



statements:

LU

dependencies:

NetView or TSO

Identifies the name of the primary logical unit that this logical unit will automatically log on to as a secondary logical unit when this logical unit is activated. The name you specify can also be a USERVAR that will be resolved into its current value before being used to establish or redrive the session with the controlling primary logical unit.

For independent logical units, the LOGAPPL operand establishes a session with the primary logical unit designated on the LOGAPPL operand if a session does not currently exist with this logical unit. The session is established regardless of whether sessions with other logical units exist. The LOGAPPL operand cannot contain the name of an independent logical unit because independent logical units cannot be the controlling logical units for an automatic logon session.

To ensure retry of a pending automatic logon, code the AUTORTRY or AUTOTI start options.

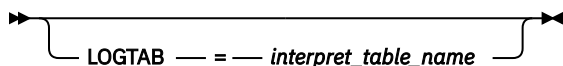
You can specify a network-qualified name for LOGAPPL. You cannot specify an LUALIAS name for LOGAPPL.

Note:

1. If an error occurs for the switched connection (INOP), VTAM reallocates the LOGAPPL session and attempts to redial the logical unit to recover the connection. In other words, the session will be terminated by breaking the dial connection instead of by normal session termination using LOGOFF and TERMSELF.
2. If you specify the NetView or TSO program as the application program on the LOGAPPL operand, you will get unpredictable results in recovery situations.

For more information on establishing sessions, see [z/OS Communications Server: SNA Network Implementation Guide](#).

LOGTAB



statements:

LU

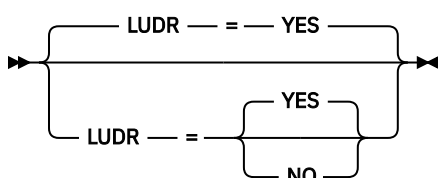
dependencies:

valid only for dependent LUs

Specifies the name of an interpret table that VTAM uses when processing logon requests originating from the logical unit. VTAM uses the interpret table to interpret the name received from an initiation request. See [“Interpret table” on page 678](#) for a description of how to define an interpret table.

LOGTAB is valid for dependent logical units only.

LUDR



statements:

LU

dependencies:

none

Specifies whether an LU is eligible for dynamic reconfiguration.

This operand is ignored for independent LUs.

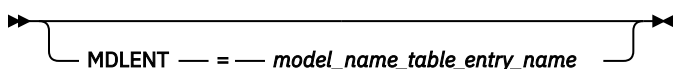
LUDR=NO

Specifies that an LU cannot be dynamically deleted or moved.

LUDR=YES

Specifies that an LU can be dynamically deleted or moved.

MDLENT



statements:

LU

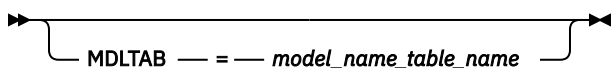
dependencies:

MDLTAB

Specifies the name of the model name table entry to be used for this logical unit.

If you code the MDLENT operand, you must also code the MDLTAB operand. If you omit MDLENT and include MDLTAB, VTAM uses the first entry in the table named in MDLTAB.

MDLTAB



statements:

LU

dependencies:

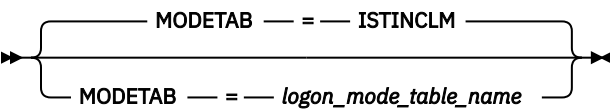
none

Specifies the name of the model name table to be used for the logical unit. See [“Model name table” on page 708](#) for a description of how to define a model name table.

If you omit the MDLTAB operand, VTAM will not provide the name of the model name table to the application during LU-LU session initiation. However, you can provide the model name in other ways. You can enter it from the terminal on the MODEL operand of the LOGON command, or VTAM can send it to the application in a formatted session-initiation request. See [“LOGON command” on page 748](#) for more information on the MODEL operand of the LOGON command.

The operator can use the MODIFY TABLE command to dynamically replace a model name table. See [z/OS Communications Server: SNA Operation](#) for more information about the MODIFY TABLE command.

MODETAB



statements: LU
dependencies: none

Specifies the name of a logon mode table to be used for the logical unit. The name you code must be the name of a logon mode table created as described in [“Logon mode table” on page 685](#). If you do not supply a logon mode table for the logical unit on the MODETAB operand, an IBM-supplied default logon mode table (ISTINCLM) is used. If you specify a table, both the table you specify and the default table are used.

name

<pre>graph LR A["name"] A --- B["{ }"]</pre>		<pre>graph LR A["name"] A --- B["{ }"]</pre>	
statements:	VBUILD	statements:	LUGROUP, LU

Specifies the name of the resource being defined.

On VBUILD

name is optional. If a syntax or definition error is detected with this statement during activation of the major node, *name* appears in the message issued to identify the error.

The optional *name* you give to this definition statement can be the same as the name VTAM gives to a major node and its definitions when they are filed in the VTAM definition library. The name VTAM gives to the major node is used when messages are issued regarding the node's status.

On LUGROUP

Provides the required name of the model LU group.

On LU

Provides the required name that VTAM uses when selecting the model LU group that it will use to build dynamic LU definitions. *name* is matched against the machine type and model number (model acronym). The control unit provides VTAM with the model acronym when the device powers on.

Each *name* within a model LU group must be unique. However, different model LU groups can contain model LU definitions with the same name.

For more information on model acronyms and how VTAM matches a model acronym to a model LU definition, see [z/OS Communications Server: SNA Network Implementation Guide](#).

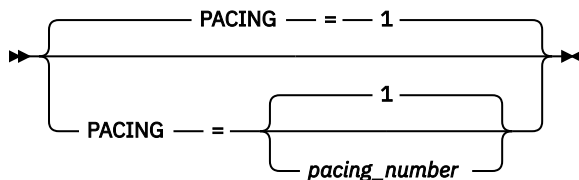
The following items are valid characters:

- Alphabetical (A–Z)
- Numerical (0–9)
- National (@, #, or \$)

When matching an LU acronym to an LU definition, the @ character has the following special meanings:

- Within a name, @ represents a single unidentified character.
- If @ is the last character in a name, it represents any number of unknown characters.
- If @ is the only character used in a name, it will match any LU acronym.

PACING

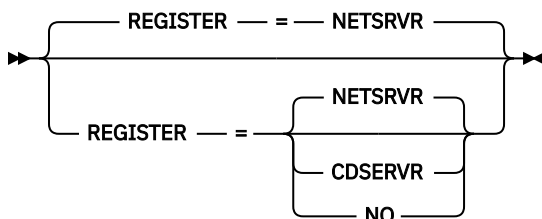


<i>statements:</i>	<i>LU</i>
<i>dependencies:</i>	<i>none</i>
<i>range:</i>	<i>0–63</i>

Specifies how VTAM paces the flow of data between the logical unit and the boundary node to which it is connected. The PACING value is not used in all configurations.

For more information on pacing, see [z/OS Communications Server: SNA Network Implementation Guide](#).

REGISTER



<i>statements:</i>	<i>LU</i>
<i>dependencies:</i>	<i>APPN only</i>

Specifies how a resource should be registered. The default depends on whether you code REGISTER for dependent or independent LUs. Because the LU group major node is used to define only dependent LUs, the default is NETSRVR.

REGISTER=CDSEVR

Indicates that an end node resource is registered to a network node server and directory resource registration is requested for it. A network node resource is registered at the central directory server. If the node is configured as a central directory server, this value has the same effect as NO.

REGISTER=NETSRVR

Indicates that the end node resource should be registered to its network node server, but that directory registration should not be requested for it.

For dependent LUs, NETSRVR is the default, and LOCADDR must be specified as a nonzero value.

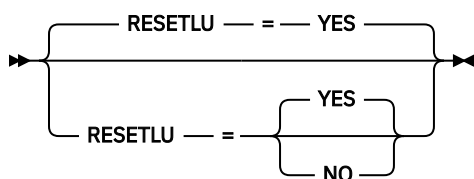
Dependent LUs are not usually the targets of LU-LU session setup attempts and are therefore not likely to be the targets of an APPN LOCATE search. However, because end nodes cannot be searched, you can register their dependent LUs with their network node server.

REGISTER=NO

Indicates that the resource should not be registered.

For independent LUs, NO is the default, and LOCADDR must be specified as 0.

RESETLU



statements:

PU, LU

dependencies:

dependent LUs only

Specifies whether a DACTLU request followed by a ACTLU request will be sent during clean-up processing.

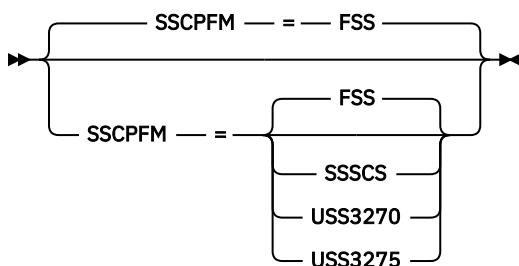
RESETLU=YES

Specifies that during clean-up processing for dependent LUs, VTAM will issue an ACTLU request after the DACTLU request.

RESETLU=NO

Specifies that during clean-up processing for LU-LU sessions, RESETLU=NO prevents a DACTLU-ACTLU from flowing to an LU.

SSCPFM



statements:

LU

dependencies:

none

Determines what type of RUs the logical unit can support in its communications with the SSCP.

SSCPFM=FSS

Specifies that field-formatted messages are supported.

Note: You might receive character-coded messages when SSCPFM=FSS.

SSCPFM=USSCS

Specifies that character-coded commands are supported.

SSCPFM=USS3270

Allows printing of a user-defined logon message (USSMSG10) on BSC printers.

SSCPFM=USS3275

Prevents printing of a user-defined logon message (USSMSG10) for a terminal defined as an SDLC 3275 (PU type 1) that might have an attached printer. Code SSCPFM=USS3275 to prevent the user-defined logon message from printing on BSC printers.

TYPE

➤ TYPE — = — LUGROUP ➤

statements: VBUILD

dependencies: none

Defines an LU group major node to VTAM. VTAM uses the model LU groups to dynamically define dependent LUs attached to type 2.0 and type 2.1 devices that support dynamic definition of dependent LUs.

USSTAB

➤ { USSTAB — = — ISTINCTD
USSTAB — = — *uss_table_name* } ➤

statements: LU

dependencies: dependent LUs only

Specifies the name of a USS table that VTAM uses to process character-coded input that it receives from the logical unit.

A terminal user can issue a USS command with the LANGTAB operand. This causes a second USS table to be associated with the logical unit, which overrides the table specified with USSTAB. If you do not code USSTAB and a LANGTAB USS table is not in use, the IBM-supplied USS table (ISTINCTD) is used. For more information on USS tables, see [“Unformatted system services tables” on page 719](#).

USSTAB is valid for dependent logical units only.

VPACING

➤ { VPACING — = — 1
VPACING — = — *number_of_requests* } ➤

statements: LU

dependencies: none

range: 0–63

Determines how VTAM paces the flow of data from VTAM to the boundary node to which the logical unit is connected.

For more information about pacing, see [z/OS Communications Server: SNA Network Implementation Guide](#).

Model major node

To define dynamic switched PU and LU definitions in a model major node, code a VBUILD definition statement, followed by PU and LU definition statements. The PU and LU definitions contained within this node are used to build dynamic switched definitions for previously undefined devices.

Table 22. Model major node definition statements and operands

Name	Definition statement	Operands	Page	Req	Sift effect	Default	Restrictions, dependencies
name	VBUILD	TYPE=MODEL	“TYPE” on page 310	R			
name	GROUP	See the LU definition statement for operands					
name	PU	ADDR	“ADDR” on page 275	R			non-switched connections
		ANS	“ANS” on page 275			STOP	
		AUTHLEN	“AUTHLEN” on page 276			YES	APPN only; Type 2.1
		CAPACITY	“CAPACITY” on page 277			8K	APPN only; not valid with DYNTYPE=VN
		CONNTYPE	“CONNTYPE” on page 279			CONNTYPE start option	APPN only
		COSTBYTE	“COSTBYTE” on page 280			0	APPN only; not valid with DYNTYPE=VN
		COSTTIME	“COSTTIME” on page 280			0	APPN only; not valid with DYNTYPE=VN
		CPCP	“CPCP” on page 280			CPCP start option or YES	APPN only
		DATMODE	“DATMODE” on page 281			HALF	
		DISCNT	“DISCNT” on page 281			(NO)	
		DWINOP	“DWINOP” on page 283			NO	DYNTYPE=EE only

Table 22. Model major node definition statements and operands (continued)

Name	Definition statement	Operands	Page	Req	Sift effect	Default	Restrictions, dependencies
		DYNADJCP	“DYNADJCP” on page 283			DYNADJCP start option	APPN only
		DYNLU	“DYNLU” on page 284			DYNLU start option	CDRDYN
		DYNTYPE	“DYNTYPE” on page 284				
		EEVERIFY	“EEVERIFY” on page 287			EEVERIFY	DYNTYPE=EE only
		HPR				NO	APPN only
		HPREEARB	“HPREEARB” on page 290				DYNTYPE=EE only
		HPRPSDLY	“HPRPSDLY” on page 291			HPRPSDLY start option value	DYNTYPE=EE only
		INCLUDE	“INCLUDE” on page 292			NO	
		IRETRY	“IRETRY” on page 292			NO	
		LIMRES	“LIMRES” on page 292			NO	LIMQSINT; LU 6.2; PUTYPE=1, 2
		LUGROUP	“LUGROUP” on page 294				
		LUSEED	“LUSEED” on page 294				LUGROUP
		MAXDATA	“MAXDATA” on page 295			261 or 265	
		MAXOUT	“MAXOUT” on page 296			1	
		MAXSESS	“MAXSESS” on page 296				NCP-attached independent LUs

Table 22. Model major node definition statements and operands (continued)

Name	Definition statement	Operands	Page	Req	Sift effect	Default	Restrictions, dependencies
		MTU	“MTU” on page 297			The value learned from the TCP/IP stack	DYNTYPE=EE only
		NATIVE	“NATIVE” on page 299				BN=YES APPN only
		NETID	“NETID” on page 300				XNETALS
		NN	“NN” on page 300				APPN only
		PACING	“PACING” on page 301			1	
		PASSLIM	“PASSLIM” on page 301			1	
		PDELAY	“PDELAY” on page 302			TERRESTR	APPN only; not valid with DYNTYPE=VN
		PUTYPE	“PUTYPE” on page 302			2	
		REDDELAY	“REDDELA Y” on page 303			30	DYNTYPE=EE and DWINOP=YES only
		REDIAL	“REDIAL” on page 303			3	DYNTYPE=EE and DWINOP=YES only
		SECNET	“SECNET” on page 305			NO	
		SECURITY	“SECURIT Y” on page 306			UNSECURE	APPN only; not valid with DYNTYPE=VN
		SPAN	“SPAN” on page 306				NetView
		TGN	“TGN” on page 308			ANY	DYNTYPE=EE only
		TGP	“TGP” on page 308				APPN only; not valid with DYNTYPE=VN

Table 22. Model major node definition statements and operands (continued)

Name	Definition statement	Operands	Page	Req	Sift effect	Default	Restrictions, dependencies
		TOPO	“TOPO” on page 309			CONNECT	APPN only
		TRLE	“TRLE” on page 309				XCF connectivity only
		UPARM1	“UPARM1” on page 310			128	APPN only; not valid with DYNTYPE=VN
		UPARM2	“UPARM2” on page 311			128	APPN only; not valid with DYNTYPE=VN
		UPARM3	“UPARM3” on page 311			128	APPN only; not valid with DYNTYPE=VN
		VPACING	“VPACING” on page 312			2	
		VERALSID	“VERALSID” on page 312			NO	APPN only
		XNETALS	“XNETALS” on page 313			XNETALS start option value	
name	LU	ASLENT	“ASLENT” on page 276		G		ASLTAB
		ASLTAB	“ASLTAB” on page 276		G		
		BATCH	“BATCH” on page 277		G	NO	Pre-V4R3 NCP only
		CERTIFY	“CERTIFY” on page 278		G	NO	ENCR
		CKEYNAME	“CKEYNAME” on page 278		G		
		CLRSESSQ	“CLRSESSQ” on page 278		G	NO	

Table 22. Model major node definition statements and operands (continued)

Name	Definition statement	Operands	Page	Req	Sift effect	Default	Restrictions, dependencies
		DLOGMOD	“DLOGMOD” on page 282		G		MODETAB
		ENCR	“ENCR” on page 287		G	NONE	
		ENCRTYPE	“ENCRTYPE” on page 288		G	DES	
		FASTPASS	“FASTPASS” on page 289		G	YES	TSO only
		FEATUR2	“FEATUR2” on page 289		G	(DUALCSE, MODEL1, NOEDATS, NOPRINTR, NOSELPEN)	
		LOCADDR	“LOCADDR” on page 293	R	G		see description
		LOGAPPL	“LOGAPPL” on page 293		G		NetView or TSO
		LOGTAB	“LOGTAB” on page 294		G		
		MDLENT	“MDLENT” on page 296		G		MDLTAB
		MDLTAB	“MDLTAB” on page 297		G		
		MODETAB	“MODETAB” on page 297		G	ISTINCLM	
		PACING	“PACING” on page 301		G	1	
		REGISTER	“REGISTER” on page 303		G	see description	
		RESETLU	“RESETLU” on page 304		G	YES	

Table 22. Model major node definition statements and operands (continued)

Name	Definition statement	Operands	Page	Req	Sift effect	Default	Restrictions, dependencies
		SPAN	“SPAN” on page 306		G		NetView
		SSCPFM	“SSCPFM” on page 307		G	FSS	
		TERM	“TERM” on page 307		G		
		USSTAB	“USSTAB” on page 312		G	ISTINCDT	dependent LUs
		VPACING	“VPACING” on page 312		G	2	

Legend:

R

Required operand.

G

Code this operand on the higher-level GROUP definition statement to take advantage of the sift effect, or code it on this definition statement.

Model major node coding notes

This information contains coding notes for the model major node.

VBUILD definition statement

Code a VBUILD definition statement for each model major node.

GROUP definition statement

Code a GROUP definition statement to group LU definition statements. All operands that are valid on the LU definition statement can be coded instead on the GROUP statement for sifting to the LU statements. There is no sifting to the PU statements. Sifting from the GROUP statement to the LU statement remains in effect for the remainder of the processing of this major node, or until the next GROUP statement is encountered.

PU definition statement

Code a PU definition statement for each physical unit in the model major node. The model PU definition statement is used to create a PU when the installation exit routine returns the name of the model and the name of the previously undefined PU to VTAM.

When defining a model major node, see [z/OS Communications Server: SNA Customization](#) for information about using the NIDDEF file. The exit routine is required.

Restrictions:

- The XCF, RTP, VN and EE model PUs do not use the configuration services exit.

- There is no sift-down from the GROUP definition statement to the PU definition statement. Nor is there any sift-down from the PU definition statement to the LU definition statement.

LU definition statement

Code an LU definition statement for each logical unit in the model major node. The model LU definition statement is used to create LUs when the installation exit routine returns the name of the model and the name of the previously undefined LU to VTAM.

Tip: There is no sift-down from the PU definition statements. A GROUP definition statement can be coded to enable sifting of LU keywords to LU definition statements.

NODETYPE start option

Note that if you do not code the NODETYPE start option, any APPN operands you code in this major node are ignored.

The NODETYPE start option allows APPN function. The combination of NODETYPE and the HOSTSA start option determines the various configurations of subarea node, interchange node, migration data host, network node, or end node.

Model major node full syntax

The full syntax for the model major node follows. The syntax for each operand is repeated in [“Model major node operand descriptions”](#) on page 274.

VBUILD

➤ *name* ➤

➤ VBUILD ➤

➤ TYPE — = — MODEL ➤

GROUP

➤ *name* ➤

➤ GROUP ➤

See the LU definition statement for allowed operands.

PU

➤ *name* ➤

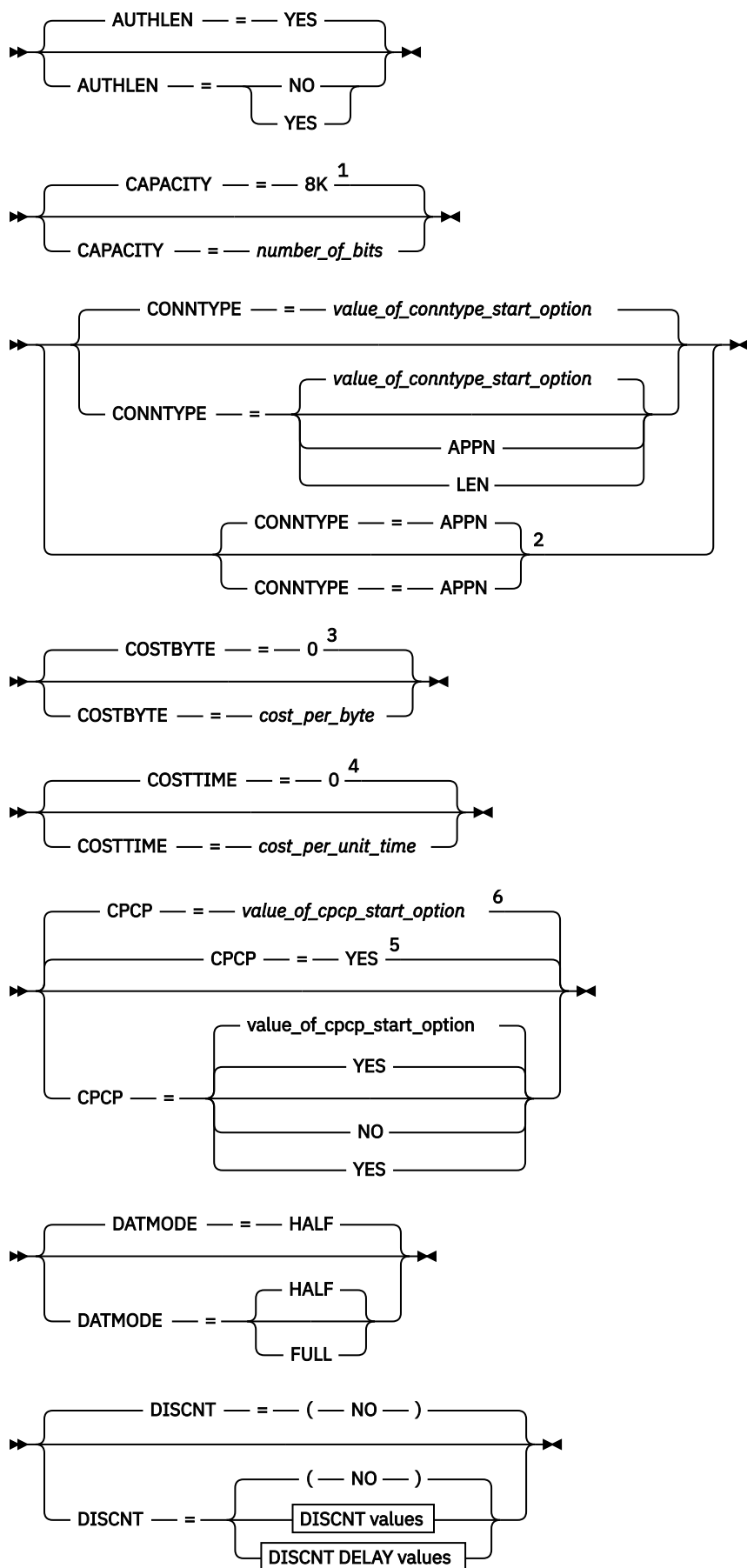
➤ PU ➤

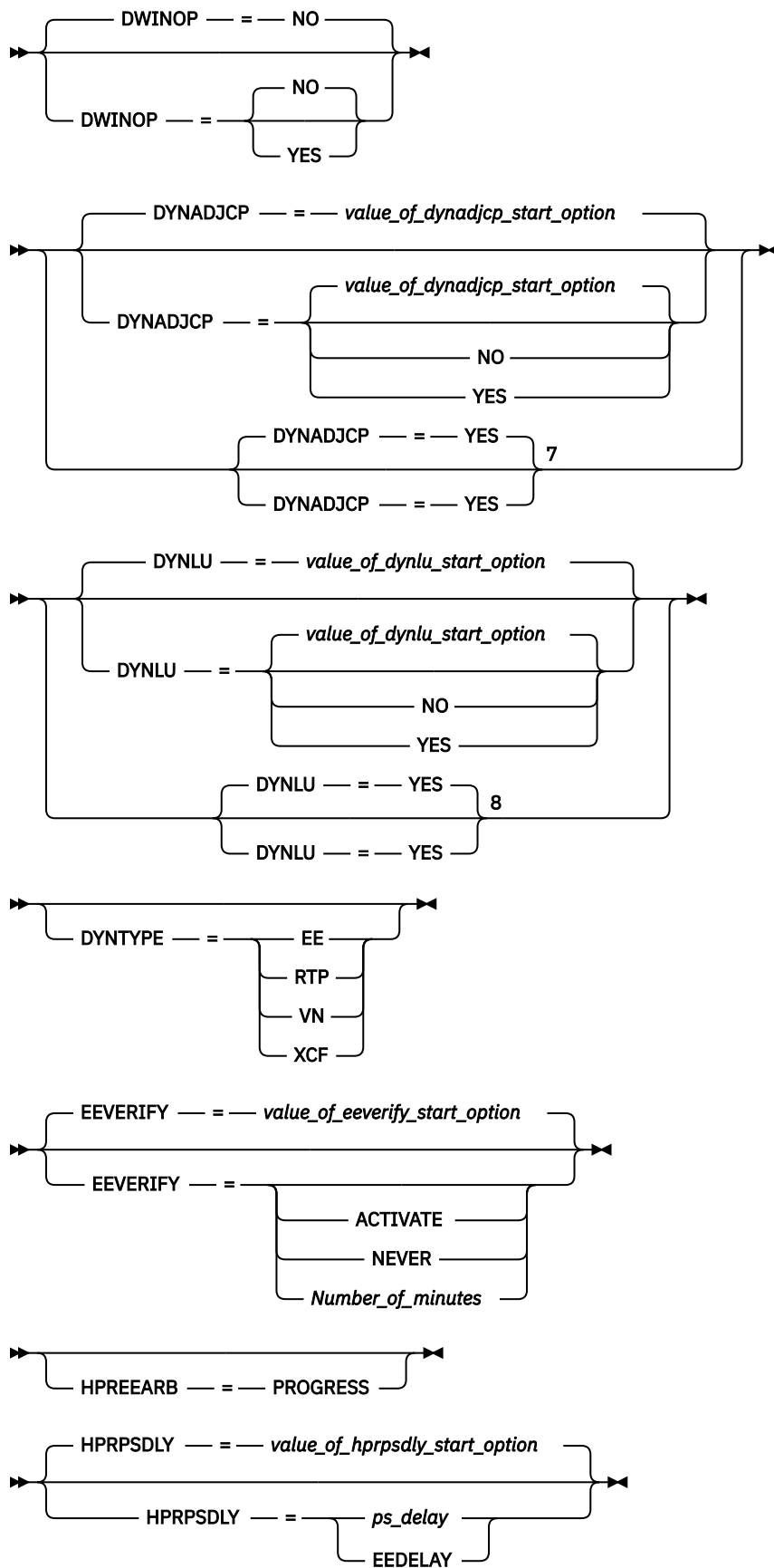
➤ ADDR — = — *link_station_address* ➤

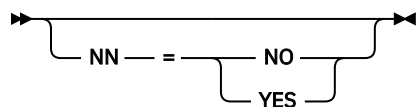
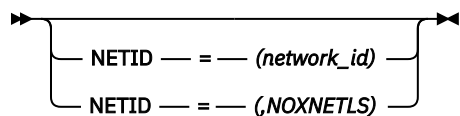
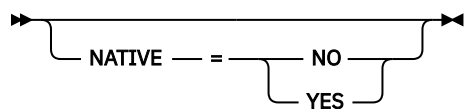
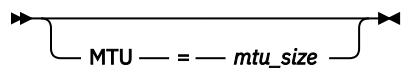
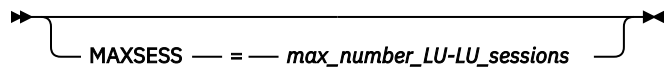
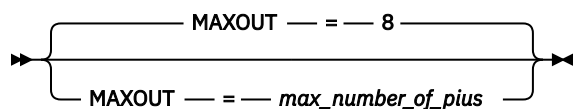
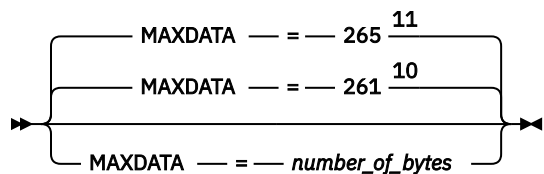
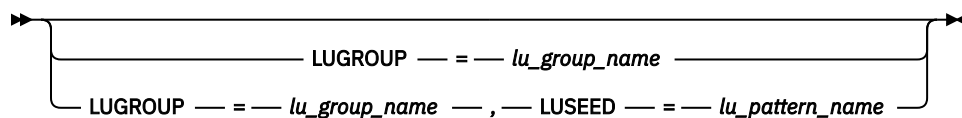
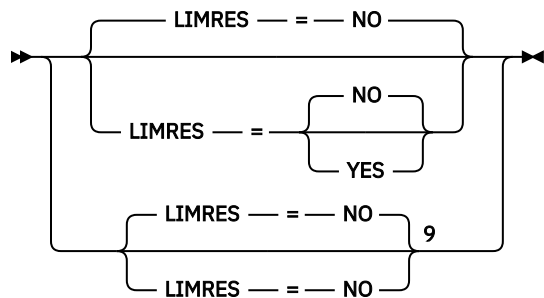
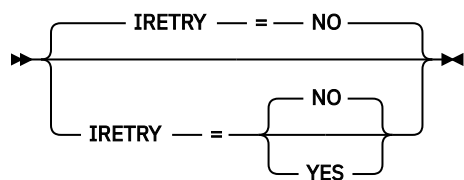
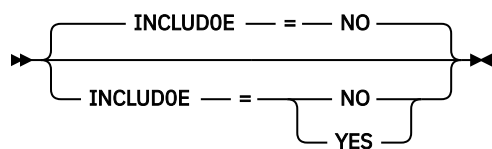
➤ *ANS* — = — *STOP* ➤

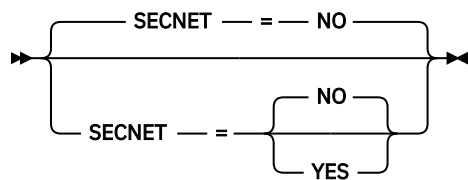
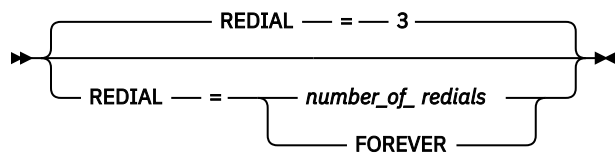
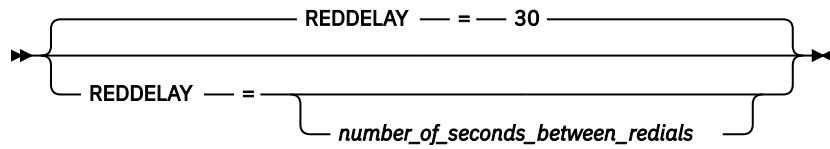
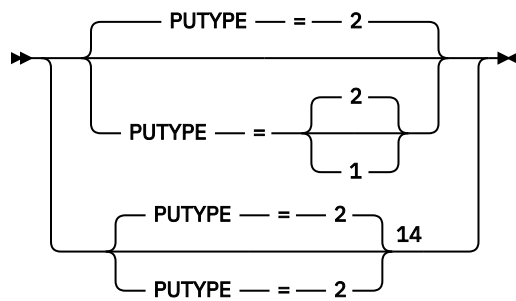
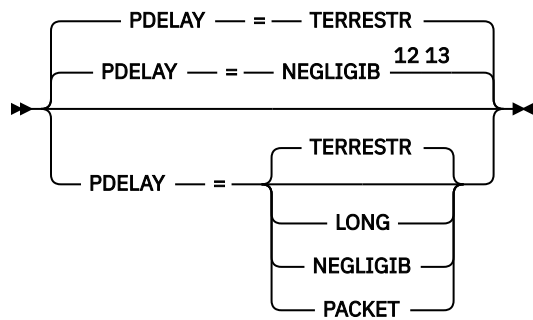
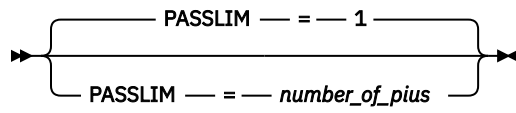
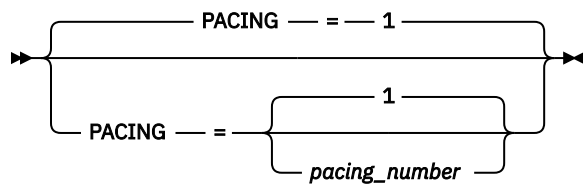
➤ *ANS* — = — *STOP* ➤

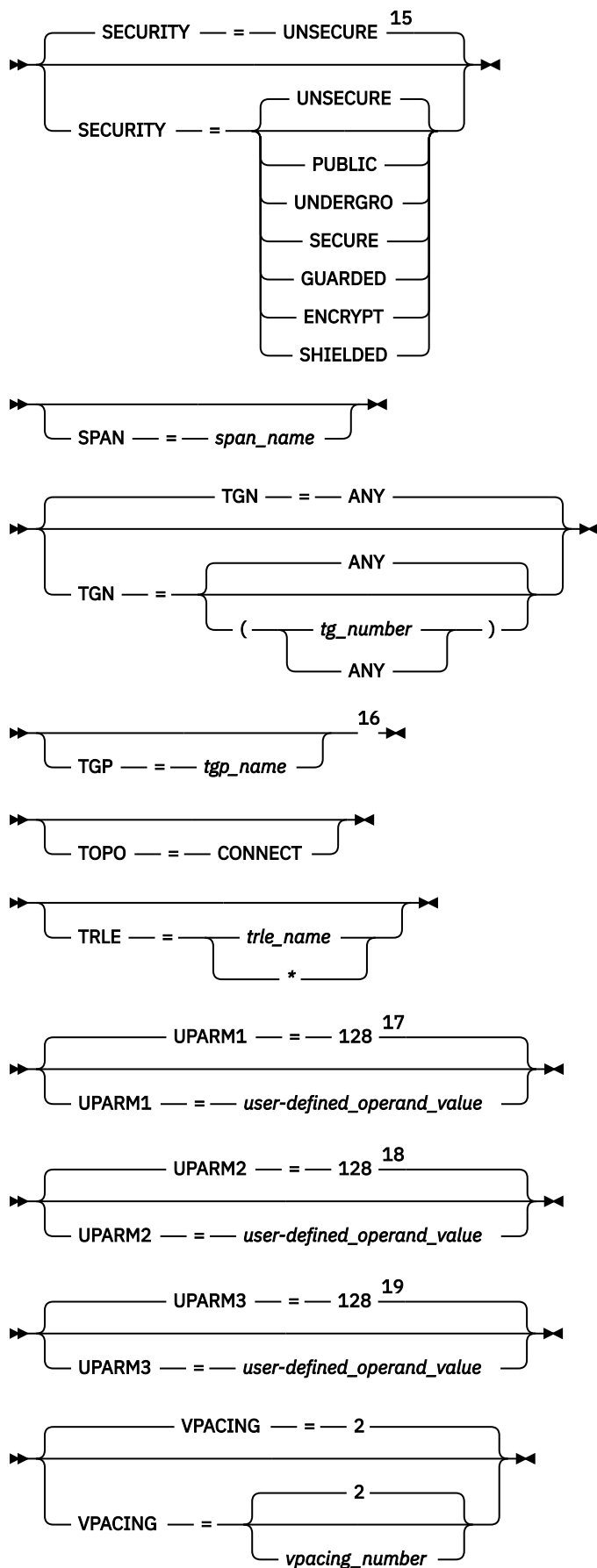
➤ *ANS* — = — *CONTINUE* ➤

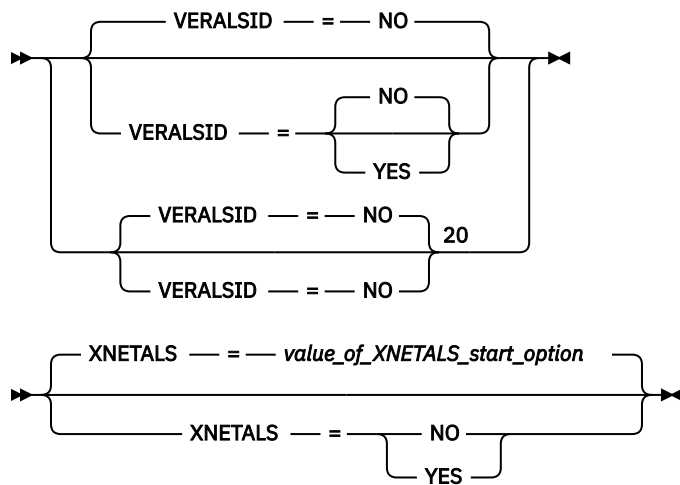




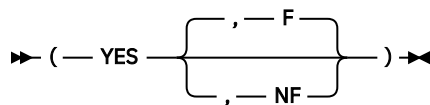




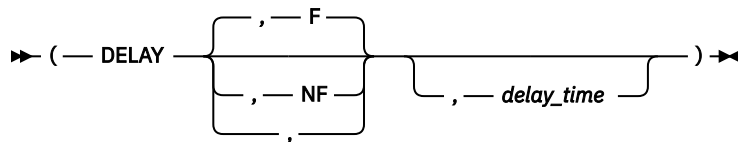




DISCNT values



DISCNT DELAY values



Notes:

- ¹ TG characteristics are not valid with DYNTYPE=VN.
- ² CONNTYPE=APPN is the only valid value if the TRLE operand is coded.
- ³ TG characteristics are not valid with DYNTYPE=VN.
- ⁴ TG characteristics are not valid with DYNTYPE=VN.
- ⁵ CPCP defaults to YES for the model RTP PU.
- ⁶ CPCP defaults to the value of the CPCP start options for all PUs except the model RTP PU.
- ⁷ DYNADJCP=YES is the only valid value if the TRLE operand is coded.
- ⁸ DYNLU=YES is the only valid value if the TRLE operand is coded.
- ⁹ LIMRES=NO is the only valid value if the TRLE operand is coded.
- ¹⁰ MAXDATA defaults to 261 when PUTYPE=1 is coded.
- ¹¹ MAXDATA defaults to 265 when PUTYPE=2 is coded.
- ¹² NEGLIGIB is the default if the TRLE operand is coded.
- ¹³ TG characteristics are not valid with DYNTYPE=VN.
- ¹⁴ PUTYPE=2 is the only valid value if the TRLE operand is coded.
- ¹⁵ TG characteristics are not valid with DYNTYPE=VN.
- ¹⁶ TG characteristics are not valid with DYNTYPE=VN.
- ¹⁷ TG characteristics are not valid with DYNTYPE=VN.
- ¹⁸ TG characteristics are not valid with DYNTYPE=VN.
- ¹⁹ TG characteristics are not valid with DYNTYPE=VN.
- ²⁰ VERALSID=NO is the only valid value if the TRLE operand is coded.

LU

➡ name ➡

➤ LU ➤

➤ LOCADDR — = — *address* ➤

➤ ASLENT — = — *associated_lu_table_entry_name* ➤

➤ ASLTAB — = — *associated_lu_table_name* ➤

BATCH — = — NO

BATCH — = { NO
YES }

CERTIFY — = — NO

CERTIFY — = { NO
YES }

CKEYNAME — = — *name*

CKEYNAME — = — *crypto_key_name*

CLRSESSQ — = — NO

CLRSESSQ — = { NO
YES }

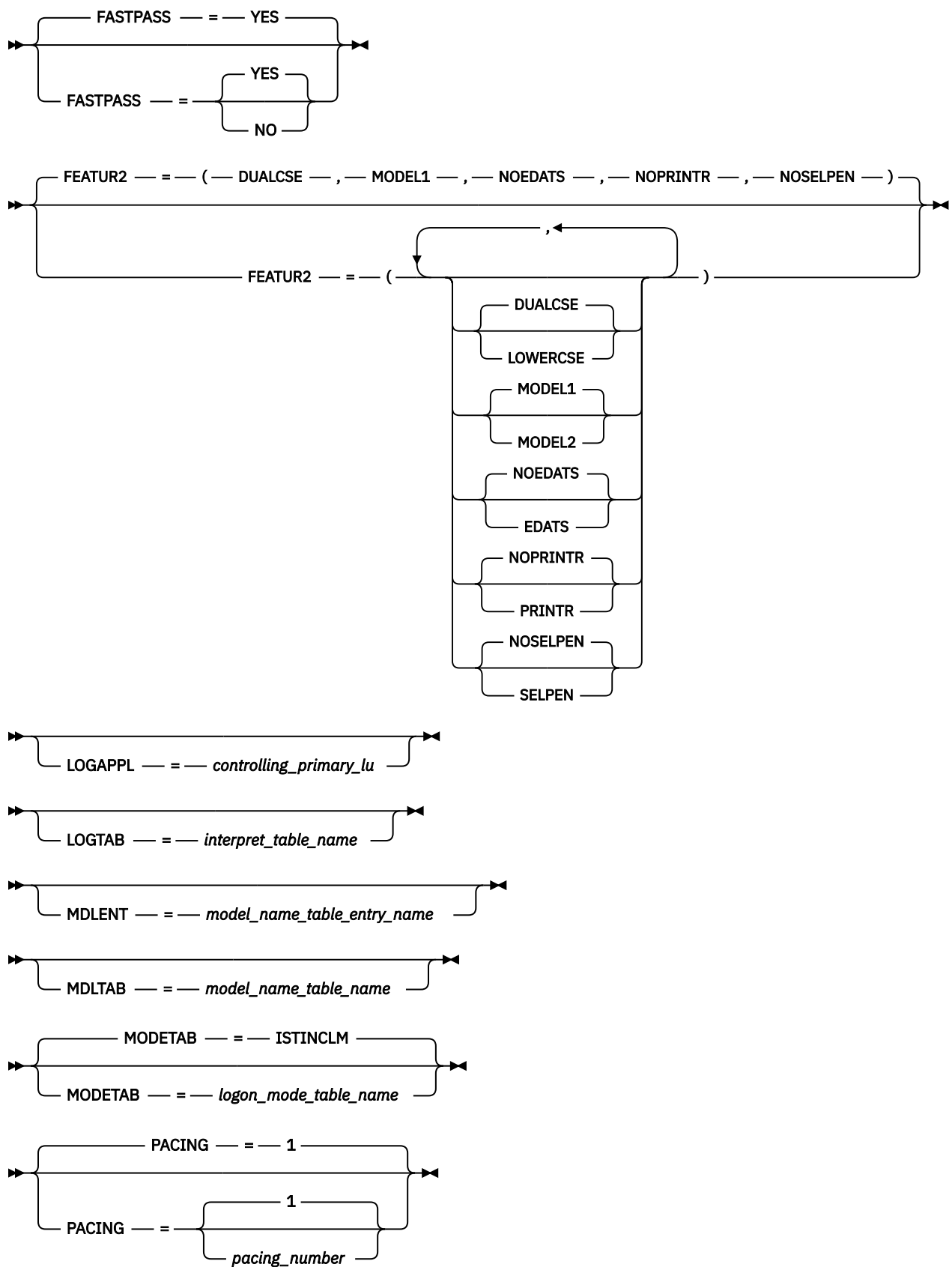
DLOGMOD — = — *default_logon_mode_table_entry_name* ➤

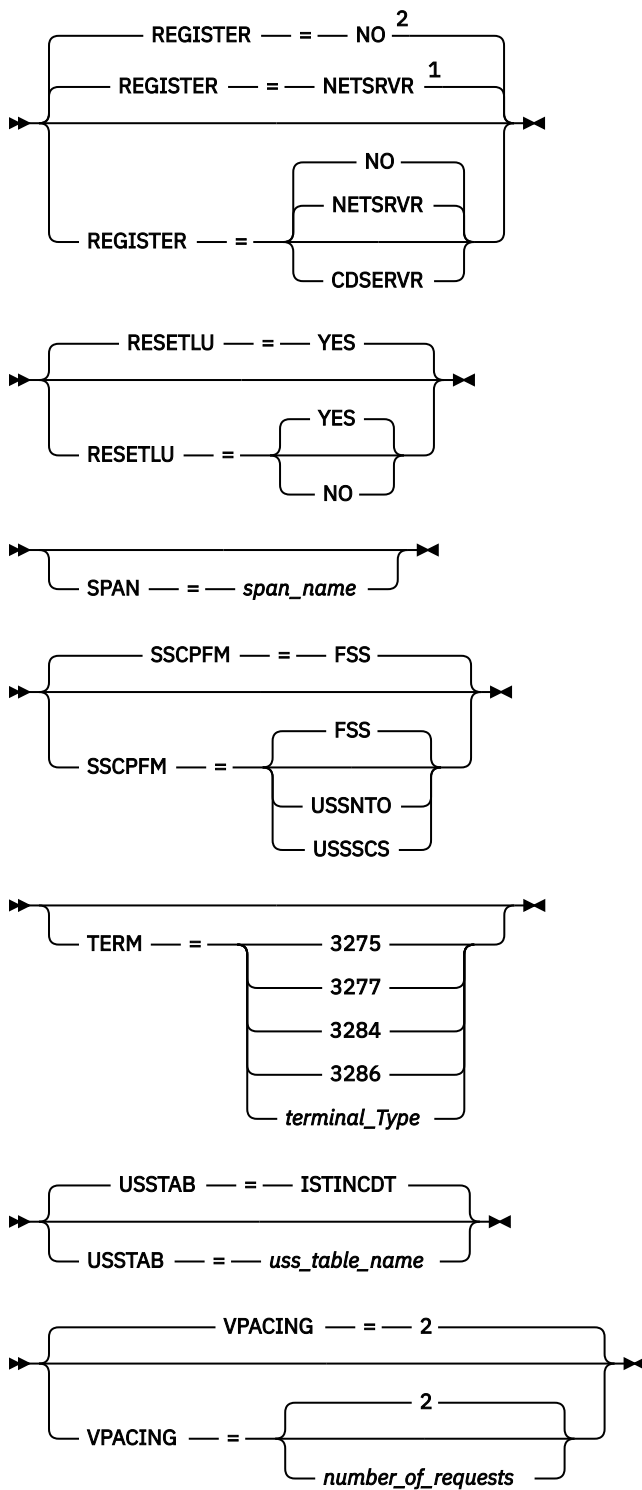
ENCR — = — NONE

ENCR — = { NONE
OPT
REQD
SEL }

ENCRTYPE — = — DES

ENCRTYPE — = — TDES24





Notes:

- ¹ REGISTER defaults to NETSRVR for dependent LUs.
- ² REGISTER defaults to NO for independent LUs.

Model major node operand descriptions

The following information describes the operands you can code for the model major node.

ADDR

➡ ADDR — = — link_station_address ➡

statements:

PU

dependencies:

non-switched connections

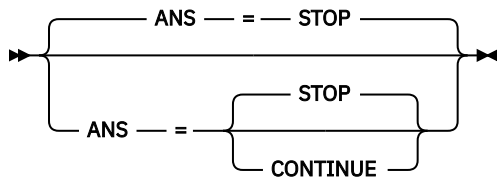
Specifies the hexadecimal SDLC station address for the physical unit. You can specify one or two hexadecimal digits for ADDR. For example, if the address is X'03', you can code ADDR=03 or ADDR=3.

This address is required for all physical units attached through SDLC lines and X.25 networks.

Note:

1. This operand is ignored for switched subarea connections.
2. If the TRLE operand is coded, ANS is ignored. See [“TRLE” on page 309](#) for more information.

ANS



statements:

PU

dependencies:

none

Determines whether the physical unit continues to operate when the NCP enters automatic network shutdown. The value coded on this definition statement overrides whatever value is coded on the ANS definition statement for the NCP.

For switched subarea connections, this operand specifies whether a switched subarea connection over lines attached to this physical unit should remain active or be dropped when the owning SSCP is lost. This is used only on a PU definition statement that defines a subarea physical unit that will be connected to a link station within an NCP.

Note:

1. This operand is ignored for switched subarea connections.
2. If the TRLE operand is coded, ANS is ignored. See [“TRLE” on page 309](#) for more information.

ANS=CONTINUE or CONT

Indicates that LU-LU sessions will continue when the NCP enters automatic network shutdown.

You must code ANS=CONTINUE or CONT if the terminal is to participate in XRF sessions.


When a session is continued and takeover occurs, the dependent logical unit taken over must support ACTLU(ERP) or the session is terminated during takeover processing. An independent logical unit does not receive ACTLU, so this restriction does not apply.

Note that there are several restrictions for session continuity in certain configurations. For information on these restrictions, see [z/OS Communications Server: SNA Network Implementation Guide](#).

ANS=STOP

Indicates that LU-LU sessions will be terminated when the NCP enters automatic network shutdown for all LUs associated with this PU.

ASLENT



statements:

GROUP, LU


dependencies:

ASLTAB

Specifies the name of the associated LU table entry to be used for this logical unit.

If you code the ASLENT operand, you must also code the ASLTAB operand. If you omit ASLENT and include ASLTAB, VTAM uses the first entry in the associated LU table by default.

ASLTAB



statements:

GROUP, LU

dependencies:

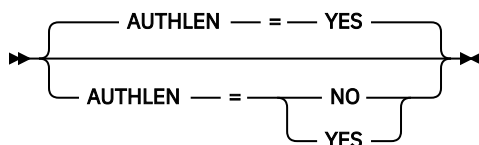
none

Specifies the name of the associated LU table to be used for the logical unit. See [“Associated LU table” on page 655](#) for a description of how to define an associated LU table.

If you omit the ASLTAB operand, VTAM will not provide the names of associated logical units to the application during LU-LU session initiation. However, you can provide the associated LU names in other ways. You can enter them from the terminal on the PRINTER1 and PRINTER2 operands of the LOGON command, or VTAM can send them to the application in a formatted session-initiation request. See [“LOGON command” on page 748](#) for more information on the PRINTER1 and PRINTER2 operands of the LOGON command.

The operator can use the MODIFY TABLE command to dynamically replace an associated LU table (ASLTAB). See [z/OS Communications Server: SNA Operation](#) for more information about the MODIFY TABLE command.

AUTHLEN



statements:

PU

dependencies:

Type 2.1; APPN only

Specifies whether VTAM should pass the transmission priority field specified by this PU to another PU.

Note: If the TRLE operand is coded, AUTHLEN is ignored. See [“TRLE” on page 309](#) for more information.

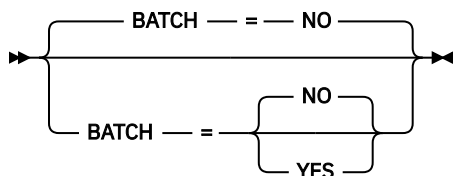
AUTHLEN=NO

VTAM will not pass the specified transmission priority, instead the default priority of medium will be passed.

AUTHLEN=YES

VTAM will pass the specified transmission priority.

BATCH



statements:

GROUP, LU

dependencies:

pre-V4R3 NCPs only

Specifies the processing priority that the NCP uses for the logical unit.

BATCH=NO

Specifies a high priority (suitable for interactive application programs).

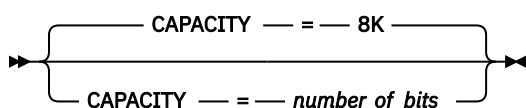
BATCH=YES

Specifies a low priority.

Note: This operand applies to pre-V4R3 NCPs only. If you code the BATCH operand and the NCP is V4R3 or later, the operand is ignored.

See *NCP, SSP, and EP Resource Definition Reference* for more information about this operand.

CAPACITY



statements:

PU

dependencies:

APPN only

range:

1 - 1000Kb

1 - 1000Mb

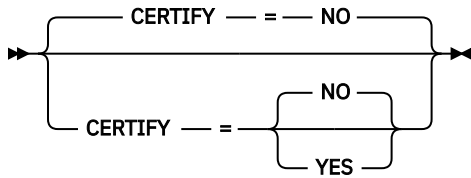
1 - 100Gb

Specifies the effective capacity of the link that comprises the transmission group (TG). Specify the value in Kb per second (for example, 100K), Mb per second (for example, 100M), or Gb per second (for example, 10G). This number approximates the bits per second that the link can transmit (the transmission rate of the link, times the maximum load factor expressed as a percentage).

Note: Because the value for capacity is represented as a single byte, the precision of the specified number of bits might be lost. For example, numbers that are close (such as 100K and 101K) can be interpreted by VTAM, and displayed, as the same value. See [Table 34 on page 444](#) for a list of CAPACITY values you can specify and their corresponding values when displayed.

TG characteristics are not valid with DYNTYPE=VN because DYNTYPE=VN defines the dynamic PU used for a VN connection, not the virtual routing node (VRN) and its associated TGs. The TG created with the dynamic PU is not reported to Topology and Routing Services and is not involved in route calculation. To determine the weight of the TGs associated with the VRN, specify the TG characteristics in the XCA major node or the NCP major node.

CERTIFY



statements: *GROUP, LU*

dependencies: *CERTIFY is ignored unless ENCR is also active. Before enabling the CERTIFY function, ensure that the device or software providing the partner's LU support also supports the CERTIFY function.*

Specifies whether VTAM on behalf of the application program will verify authentication.

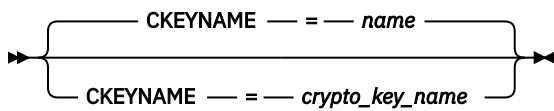
CERTIFY=YES

Specifies SLU authentication (verifying the SLU is using the same cryptographic key as the PLU) is to be performed by the PLU.

CERTIFY=NO

Specifies no SLU authentication (not verifying the SLU is using the same cryptographic key as the PLU) is to be performed by the PLU.

CKEYNAME



statements: *GROUP, LU*

dependencies: *dependent LUs only*

Specifies the name of the key-encrypting key (KEK) in the cryptographic key data set (CKDS) for the LU. Use CKEYNAME to encipher the session key that is sent in the BIND to the LU when a cryptographic session is established. CKEYNAME has the same format and restrictions as other VTAM *names*. For information on naming conventions, see [“Format of definition statements”](#) on page 6.

If you do not specify CKEYNAME, the cryptographic key name defaults to the name on the LU definition statement.

Note: Independent LUs will ignore the CKEYNAME keyword and use their default name.

CLRSESSQ



statements: *GROUP, LU*

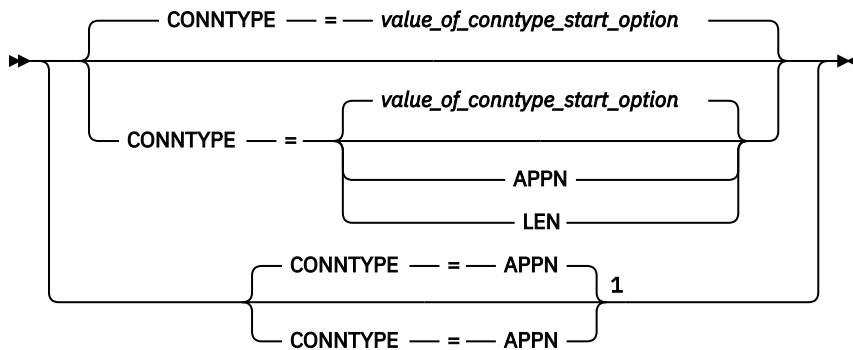
Specifies whether a dependent LU is forced into an inhibited session state when the LU is disabled. When the LU is enabled, it is returned to normal status. Sessions, however, are not connected.

CLRSESSQ=YES

Specifies that the LU is forced into an inhibited session state. Both active and pending sessions are removed from the session queue.

CLRSESSQ=NO

Specifies that the LU is not forced into inhibited session state. This is the default.

CONNTYPE

Notes:

¹ CONNTYPE=APPN is the only valid value if the TRLE operand is coded.

statements:

PU

dependencies:

APPN only

Specifies for a type 2.1 whether the connection is to be established as a LEN connection or attempted as an APPN connection.

If you do not code the NODETYPE start option, the CONNTYPE operand is ignored, and the connection will be a LEN connection.

Note: If the TRLE operand is coded, CONNTYPE must be specified as APPN or allowed to default. See “TRLE” on page 309 for more information.

CONNTYPE=APPN

Specifies that this connection can support parallel TGs, CP-CP sessions, and CP name change support.

When you code CONNTYPE=APPN, XID rules for parallel TGs are enforced. So, if you have PUs with duplicate CPNAMES, you should make them unique before this node becomes an APPN node.

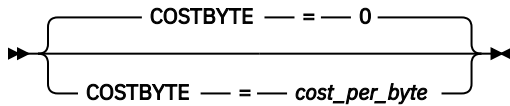
CONNTYPE=LEN

Specifies that this connection does not support CP-CP sessions and CP name change, and that VTAM does not check for duplicate CPNAMES.

Because CONNTYPE=LEN indicates that the PU is not APPN-capable, do not code any APPN-only operands on the same PU statement. If an APPN-only operand is coded with CONNTYPE=LEN, VTAM will issue a message warning of a parameter conflict.

Although you need to code CONNTYPE=APPN for a PU to be an APPN resource, this does not necessarily mean the PU will be APPN; a PU's characteristics are determined at activation. However, coding CONNTYPE=LEN means that the PU can only be a LEN resource, even if, at activation, the XID indicates the PU can be an APPN resource.

COSTBYTE

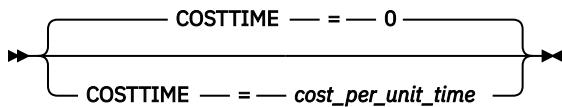


<i>statements:</i>	<i>PU</i>
<i>dependencies:</i>	<i>APPN only</i>
<i>range:</i>	<i>0–255</i>

Specifies a cost-per-byte-transmitted to be associated with the TG. A value of 0 is the least expensive cost per byte and 255 is the most expensive.

TG characteristics are not valid with DYNTYPE=VN because DYNTYPE=VN defines the dynamic PU used for a VN connection, not the virtual routing node (VRN) and its associated TGs. The TG created with the dynamic PU is not reported to Topology and Routing Services and is not involved in route calculation. To determine the weight of the TGs associated with the VRN, specify the TG characteristics in the XCA major node or the NCP major node.

COSTTIME

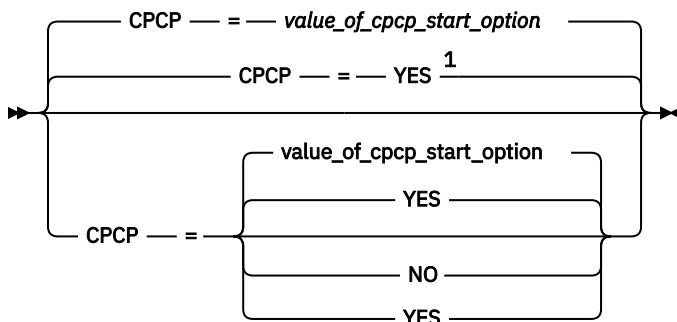


<i>statements:</i>	<i>PU</i>
<i>dependencies:</i>	<i>APPN only</i>
<i>range:</i>	<i>0–255</i>

Specifies a cost-per-unit-time to be associated with the transmission group (TG). A value of 0 is the least expensive cost per unit of time and 255 is the most expensive.

TG characteristics are not valid with DYNTYPE=VN because DYNTYPE=VN defines the dynamic PU used for a VN connection, not the virtual routing node (VRN) and its associated TGs. The TG created with the dynamic PU is not reported to Topology and Routing Services and is not involved in route calculation. To determine the weight of the TGs associated with the VRN, specify the TG characteristics in the XCA major node or the NCP major node.

CPCP



Notes:

¹ YES is the default if DYNTYPE=RTP is coded.

statements:

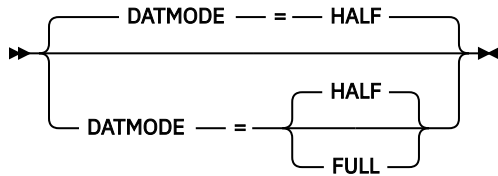
PU

dependencies:

APPN only

Specifies whether CP-CP sessions are supported on this connection. If you do not code CPCP, the value defaults to YES only if you specified YES for the CPCP start option or if you coded DYNTYPE=RTP on this PU. Otherwise, the default value is NO.

DATMODE



statements:

PU

dependencies:

none

Specifies whether the physical unit communicates in half-duplex or full-duplex data mode. The associated line must support simultaneous transmission in both directions.

Note: If the TRLE operand is coded, DATMODE is ignored. See [“TRLE” on page 309](#) for more information.

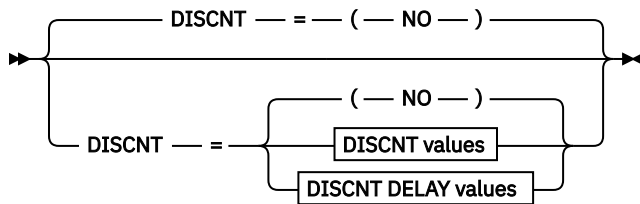
DATMODE=FULL

Indicates that the physical unit can communicate in full-duplex data mode.

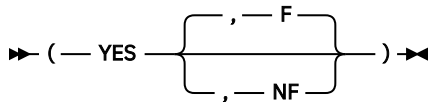
DATMODE=HALF

Indicates that the physical unit can communicate in half-duplex data mode.

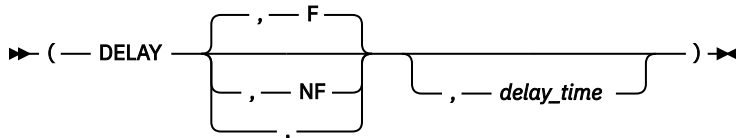
DISCNT



DISCNT values



DISCNT DELAY values



statements:

PU

dependencies:

PUTYPE=2

Specifies when VTAM should terminate its SSCP-LU and SSCP-PU sessions and, when DISCNT=YES or DISCNT=DELAY, whether to indicate "final-use" status in the DACTPU request unit when it deactivates a PU.

DISCNT=(YES)

DISCNT=(NO)

Specifies whether VTAM physically disconnects the PU when the last LU ends its session with its application program (that is, when there are no more LU-LU sessions).

For a PU on a switched link, disconnection means that the dial connection is broken (in effect, the telephone is hung up, to save telephone charges) and the SSCP-PU session is terminated. Disconnection on a switched link does not involve deactivating the PU or its LUs (that is, sessions can be requested with those LUs causing the physical connection to be re-established).

See [z/OS Communications Server: SNA Network Implementation Guide](#) for more information about disconnection.

DISCNT=(YES,F)

DISCNT=(YES,NF)

Specifies whether VTAM indicates "final-use" status in the DACTPU request unit when it deactivates a physical unit as a result of DISCNT=YES. This value does not apply when DISCNT=NO, nor does it have any effect on the VARY INACT command.

If you code F or use the default, "final-use" status is indicated and the connection can be ended. If you code NF, "not-final-use" status is indicated and the connection should not be ended.

Each device has its own requirements regarding "final-use" status. To determine whether to code F or NF for a given device, consult the appropriate installation publication for the device.

DISCNT=(DELAY,F,delay_time)

DISCNT=(DELAY,NF,delay_time)

DISCNT=(DELAY,,delay_time)

Specifies that VTAM disconnects the physical unit if no LU-LU sessions exist after the value specified for *delay_time* expires. If *delay_time* is not specified, the current value for the DISCNTIM start option is used. *delay_time* specifies the number of seconds that VTAM delays disconnecting this PU if no LU-LU sessions exist. A decimal value in the range 5–65535 is valid.

The character value IMMED may be coded for *delay_time* to allow an immediate disconnect.

Note:

1. A delay time value can also be assigned for this PU through the MODIFY DEFAULTS operator command.

For HPR Sessions: If this VTAM is a node in a High-Performance Routing (HPR) route and is connected to an IBM 37xx Communication Controller, an Open Systems Adapter or through an IP network using Enterprise Extender, NCP or VTAM monitors the session traffic on the link to determine whether to deactivate a PU. When DISCNT=(DELAY,,*delay_time*), NCP or VTAM disconnects the PU if no session traffic has occurred during the time interval specified by *delay_time*. When DISCNT=(DELAY) or DISCNT=(YES), NCP or VTAM disconnects the PU if no session traffic has occurred during the time interval specified on the DISCNTIM start option.

DLOGMOD

→ DLOGMOD — = — *default_logon_mode_table_entry_name* →

statements:

GROUP, LU

dependencies:

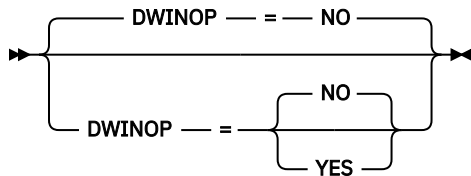
MODETAB

Specifies the name of the default logon mode table entry used by default if one is not otherwise provided. If you do not code this operand and the name of a logon mode table entry is not otherwise provided,

VTAM uses the first entry in the applicable logon mode table (specified on the MODETAB operand or used by default).

If you specify MODETAB, the entry must be in either the specified table or in ISTINCLM, an IBM-supplied logon mode table. If you do not specify MODETAB, the entry must be in ISTINCLM. For more information on logon mode table entries, see [“Logon mode table”](#) on page 685.

DWINOP



statements:

PU

dependencies:

DYNTYPE=EE only

Specifies whether the PU is to be redialed when the connection is broken by INOP, when this model definition is used for a dynamic non-connection-network Enterprise Extender PU (DYNTYPE=EE must be coded). The values specified by the REDIAL and the REDDELAY operands determine if any additional redial attempts are made and the interval between each retry. Coding DWINOP=YES can reduce the need for operator intervention in reestablishing Enterprise Extender connections.

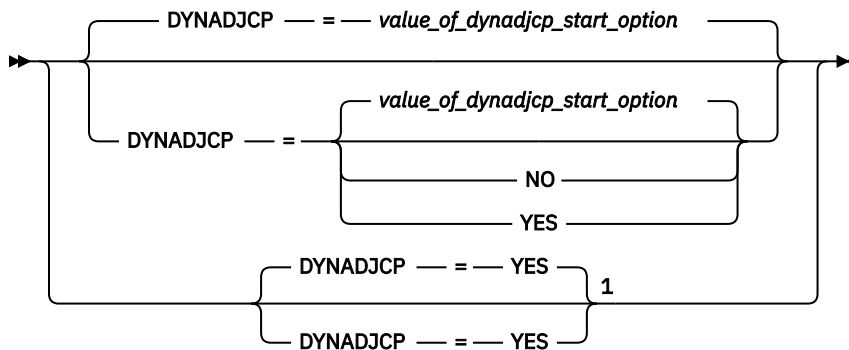
DWINOP=NO

Specifies that the physical unit is not redialed after it has INOPed.

DWINOP=YES

Specifies that the physical unit is redialed after it has INOPed.

DYNADJCP



Notes:

¹ DYNADJCP=YES is the only valid value if the TRLE operand is coded.

statements:

PU

dependencies:

APPN only

Specifies whether an ADJCP representation of an adjacent control point can be dynamically created for the adjacent node.

DYNADJCP=NO

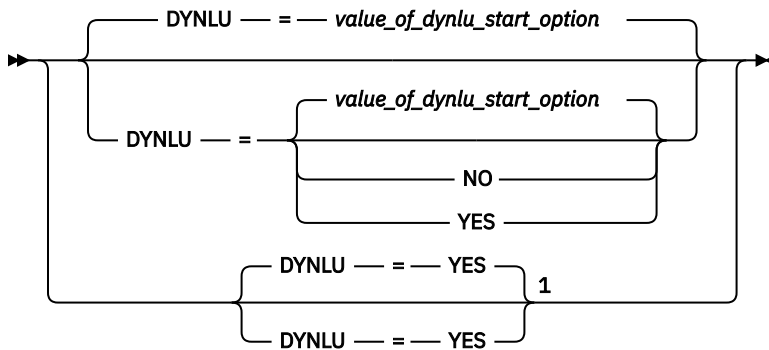
Indicates that the ADJCP cannot be created dynamically for the adjacent node.

Note: If the TRLE operand is coded, DYNADJCP must be specified as YES or allowed to default. See [“TRLE”](#) on page 309 for more information.

DYNADJCP=YES

Indicates that the ADJCP can be created dynamically for the adjacent node.

DYNLU



Notes:

¹ DYNLU=YES is the only valid value if the TRLE operand is coded.

statements: *PU*

dependencies: *CDRDYN*

Specifies whether dynamic allocation of CDRSC definitions is supported. If you do not code this operand, the default is the value you coded on the DYNLU start option.

If dynamic allocation of CDRSC definitions is not supported for a particular PU, a resource that was dynamically defined as a CDRSC cannot use that PU to connect to a session.

Note: If the TRLE operand is coded, DYNLU must be specified as YES or allowed to default. See [“TRLE” on page 309](#) for more information.

DYNLU=NO

Specifies that dynamic allocation of CDRSC definitions is not supported. If you code DYNLU=NO and plan to connect to other nodes using CP-CP sessions, then predefine each node in the CDRSC major node. If you do not, CP-CP session setup fails.

DYNLU=YES

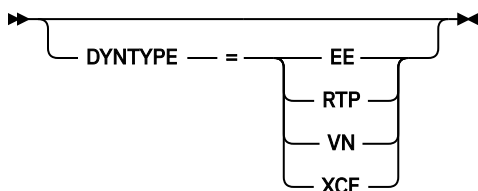
Specifies that dynamic allocation of CDRSC definitions is supported.

For subarea nodes (HOSTSA is specified), DYNLU=YES is meaningful only when the host CDRM is activated and CDRDYN=YES is specified on the CDRM definition statement.

For APPN-only nodes (HOSTSA is not specified), DYNLU=YES is meaningful even though a host CDRM cannot be activated.

Note: If you have coded a DYNLU value in the adjacent CP major node for the adjacent CP to which this physical unit is linked, that value overrides the DYNLU value you code on this PU definition statement. For additional DYNLU considerations, see [“DYNLU” on page 19](#) under the adjacent control point major node.

DYNTYPE



statements: *PU*

dependencies:

none

DYNTYPE=EE

Specifies that this is the model definition to be used for dynamic non-connection-network Enterprise Extender PUs. Dynamic connection network PUs will use the DYNTYPE=VN model definition. The following information shows a list of valid operands when DYNTYPE=EE is coded.

- CAPACITY
- COSTBYTE
- COSTTIME
- CPCP
- DISCNT
- DWINOP
- DYNADJCP
- DYNLU
- MAXDATA
- MAXOUT
- MTU
- PDELAY
- PUTYPE
- REDDELAY
- REDIAL
- SECURITY
- SPAN
- TGN
- TGP
- UPARM1
- UPARM2
- UPARM3

DYNTYPE=RTP

Specifies that this is the model definition to be used for dynamic HPR PUs. The following information shows a list of valid operands when DYNTYPE=RTP is coded:

- CPCP
- DISCNT
- DYNLU
- DYNTYPE
- LIMRES
- MAXDATA
- MAXOUT
- PUTYPE
- SPAN

DYNTYPE=VN

Specifies that this is the model definition to be used for dynamic Connection Network PUs. The following information shows a list of valid operands when DYNTYPE=VN is coded:

- DISCNT
- DYNADJCP

- DYNLU
- DYNTYPE
- MAXDATA
- MAXOUT
- PUTYPE
- SPAN

See [z/OS Communications Server: SNA Network Implementation Guide](#) for additional information on defining an Enterprise Extender Connection Network.

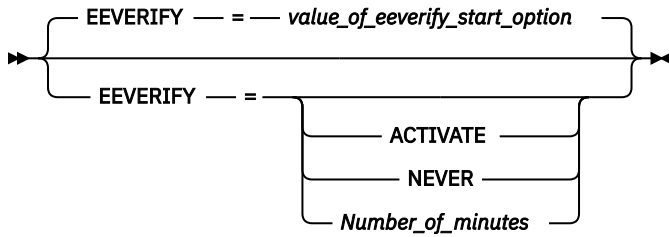
DYNTYPE=XCF

Specifies that this is the model definition to be used for dynamic XCF PUs. The following information shows a list of valid operands when DYNTYPE=XCF is coded:

- CAPACITY
- CONNTYPE
- COSTBYTE
- COSTTIME
- CPCP
- DYNADJCP
- DYNLU
- DYNTYPE
- LIMRES
- PDELAY
- PUTYPE
- SECNET
- SECURITY
- SPAN
- TGP
- TOPO
- TRLE
- UPARM1
- UPARM2
- UPARM3
- VERALSID
- XNETALS

You can change the default values for the first four characters of the dynamic XCF local SNA PU names added to ISTLSCXF by specifying different characters as the name of the model PU. The default values for the first four characters of the dynamic TRLE names added to the TRL major node can be changed by specifying different characters on the TRLE operand of the model PU. See the name operand and the TRLE operand for the naming requirements for the PU names and the TRLE names.

EEVERIFY



statements:

PU

dependencies:

DYNTYPE=EE only

range

1 - 1440 (in minutes)

Specifies whether VTAM should automatically send an LDLC probe to the remote partner to determine whether all ports are accessible during the activation of the EE connection. The EEVERIFY option might also specify the time interval during which VTAM should send the probe on active EE connections.

The EEVERIFY operand is valid only for the EE connection that has its associated PU dynamically created using this model PU definition. If you do not code this operand, VTAM uses the value coded on the EEVERIFY start option.

EEVERIFY=ACTIVATE

Specifies that VTAM should automatically send an LDLC probe to the remote partner to determine whether all ports are accessible during the activation of the EE connection. If one or more ports are not reachable or are blocked, then VTAM issues an error message and does not activate the EE connection.

EEVERIFY=NEVER

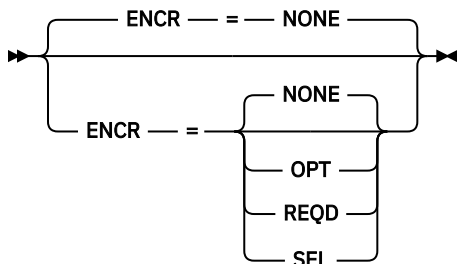
Specifies that VTAM should never automatically send an LDLC probe to the remote partner to determine whether all ports are accessible during the activation of the EE connection.

EEVERIFY=Number_of_minutes

Specifies that VTAM should automatically send an LDLC probe during the activation of the EE connection and that VTAM should continue to periodically send LDLC probes at intervals specified by the *Number_of_minutes* value while the connection is active. Valid values for *Number_of_minutes* are in the range 1 - 1440 minutes (1440 minutes specifies 1 day). If one or more ports are not reachable or are blocked at activation, then VTAM issues an error message and does not activate the EE connection. If one or more ports are not reachable after the connection is active, VTAM issues an error message, but the connection remains active.

For predefined Enterprise Extender connections, define this parameter on the PU definition in the switched major node. For EE connection networks, define this parameter on the connection network GROUP definition statements in the EE XCA major node.

ENCR



statements:

GROUP, LU

dependencies:

none

Tells whether this logical unit has any special requirements for enciphering and deciphering messages.

ENCR=NONE

Specifies that this logical unit cannot engage in cryptographic sessions.

ENCR=OPT

Specifies that this logical unit can engage in cryptographic sessions, but allows the application program to determine whether to use cryptography.

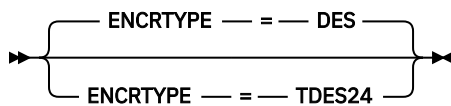
ENCR=REQD

Specifies that VTAM must encipher all messages to and from this logical unit. If ENCR=REQD, no sessions can be established with this logical unit unless the host with which it is associated can handle cryptographic sessions.

ENCR=SEL

For a model major node, SEL has no meaning for logical units. If you specify ENCR=SEL, ENCR=OPT is used instead.

ENCRTYPE



statements:

GROUP, LU

dependencies:

none

Specifies the minimum type of encryption that VTAM should use on behalf of the application when performing session level encryption.

ENCRTYPE=DES

Specifies that VTAM must use a minimum of DES encryption with an 8-byte key when performing session level encryption. This is the default.

ENCRTYPE=TDES24

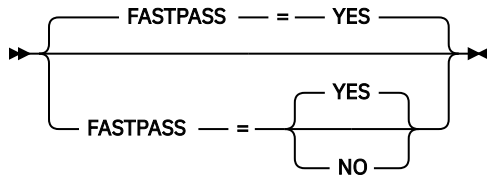
Specifies that VTAM must use a minimum of Triple_DES encryption with a 24-byte key when performing session level encryption.

The SYSDEFed ENCRTYPE of a LU can be changed at runtime through the MODIFY SECURITY command. See [z/OS Communications Server: SNA Operation](#) for specific details. However, the ENCRTYPE value will not be able to be downgraded. In other words, if the application is currently operating at ENCRTYPE=TDES24, then the encryption level cannot be changed to ENCRTYPE=DES using the MODIFY SECURITY command.

Note: If downgrading the security level is preferred, the current major node being used must be deactivated and another major node value must be coded.

In addition, a user may use the LOGMODE TABLE to override the ENCRTYPE value of the SLU based on the logmode entry being used. The ENCRTYPE value will not be able to be downgraded from TDES24 to DES using the logmode table. Only TDES24 can be specified for the encryption level (ENCRTYP). See [“MODEENT macroinstruction” on page 687](#) for more information on MODEENT macroinstructions.

FASTPASS



statements:

GROUP, LU

dependencies:

TSO sessions only

Determines how sessions are established for application programs that issue the CLSDST macroinstruction with the PASS option as part of their session establishment procedure. The application program acts as a secondary logical unit (SLU).

The PLU acknowledges the capability of the SLU during session establishment. If you have coded the logon performance enhancement in the PLU's application program, only a single BIND is issued to establish the session.

Some SLUs are incompatible with this enhancement. If your SLU is incompatible with this enhancement, code FASTPASS=NO.

Note: FASTPASS applies only to application programs (acting as SLUs) that establish sessions with TSO.

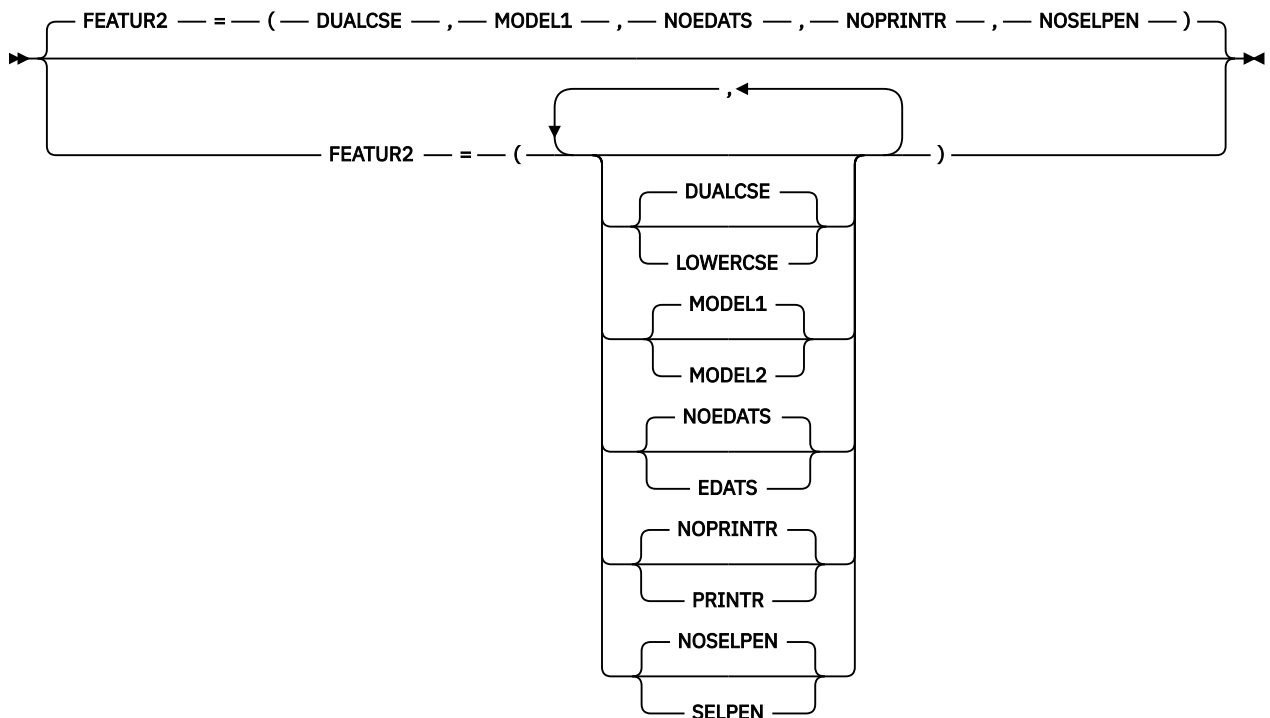
FASTPASS=NO

Specifies that an unenhanced logon procedure requiring multiple binds is performed for application programs that issue the CLSDST PASS macroinstruction with the PASS option as part of their session establishment procedure.

FASTPASS=YES

Specifies that the logon performance enhancement is performed for application programs that issue the CLSDST macroinstruction with the PASS option as part of their session establishment procedure.

FEATUR2



<i>statements:</i>	<i>GROUP, LU</i>
<i>dependencies:</i>	<i>none</i>

Contains certain device information for virtual logical units that are supported by the network terminal option (NTO).

FEATUR2=EDATS

FEATUR2=NOEDATS

Specifies whether this terminal has the extended data stream feature. You cannot use this operand for terminals attached by SDLC lines.

FEATUR2=DUALCSE

FEATUR2=LOWERCSE

Tells VTAM how to send alphabetical characters coded with the TEXT operand on a USSMSG macroinstruction to a non-SNA terminal over the SSCP-LU session. This value does not affect non-alphabetical characters or any characters coded on the BUFFER operand of a USSMSG macroinstruction.

Code LOWERCSE to indicate that alphabetical characters are sent to the terminal over the SSCP-LU session in lowercase. Code DUALCSE to indicate that VTAM sends all characters as they are coded in the USSMSG macroinstruction.

FEATUR2=MODEL1

FEATUR2=MODEL2

Identifies the specific model number (Model 1 or 2) for this 3275, 3277, 3284, or 3286 component. Code MODEL1 for those devices that have a default screen or buffer size of 480 bytes. Code MODEL2 for those devices that have a default screen or buffer size of 1920 bytes.

This information is available to an application program as part of the device characteristics pertaining to this terminal. You can obtain those characteristics by using the INQUIRE macroinstruction. For more information on using the INQUIRE macroinstruction, see [z/OS Communications Server: SNA Programming](#).

FEATUR2=NOPRINTR

FEATUR2=PRINTR

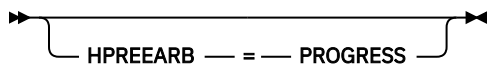
Tells VTAM whether this terminal has an attached IBM 3284 Model 3 printer. This operand is valid only if TERM=3275.

FEATUR2=NOSELPEN

FEATUR2=SELPEN

Specifies whether this terminal supports a selector pen.

HPREEARB

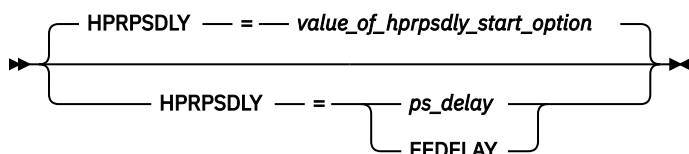


<i>statements:</i>	<i>PU</i>
<i>dependencies:</i>	<i>DYNTYPE=EE only</i>

This operand specifies that the progressive-mode adaptive-rate-based (ARB) flow control algorithm is preferred for the High-Performance Routing (HPR) pipes that traverse the Enterprise Extender (EE) connections that use this model PU definition to dynamically create their associated PUs. Progressive mode is used only when the HPR pipe is a single-hop pipe (which includes a single physical hop across a 2-hop EE virtual routing node [VRN]) and the RTP partner supports progressive mode.

For dial-in EE connections that have their associated PUs dynamically created, define this parameter on the model major node (DYNTYPE=EE) PU definition statement. For predefined EE connections, define this parameter on the GROUP or PU definition in the switched major node.

HPRPSDLY



statements: *PU*
dependencies: *DYNTYPE=EE only*
range: *0 - 240 (in seconds)*

Specifies the time that elapses before RTP pipes enter the patch switch state.

The ARB flow control algorithm is sensitive to minor variations in the round-trip time and to unpredictable response time from the partner. This sensitivity might cause RTP endpoints to prematurely enter the path switch state. Although this situation does not affect availability, it does consume CPU cycles and it also causes a significant number of path switch messages to be written to the console log.

The HPRPSDLY operand is valid only for RTP pipes that are directly attached to an Enterprise Extender (EE) connection that uses this model PU definition to dynamically create its associated PU. This operand affects only path switches that are the result of an unresponsive partner (path switches that generate the message IST1818I PATH SWITCH REASON: SHORT REQUEST RETRY LIMIT EXHAUSTED). The HPRPSDLY operand does not control path switches that are initiated as a result of a TG INOP, F RTP commands, or the PSRETRY function. If you do not code this operand, VTAM uses the value that you coded on the HPRPSDLY start option.

HPRPSDLY=ps_delay

Specifies the number of seconds that RTP pipes must delay prior to entering the path switch state. During this time, the RTP endpoint periodically tries to contact the partner in an effort to avoid switching paths. The value 0 indicates that the RTP nodes enter the path switch state when a predetermined number of retry attempts have been unsuccessful.

HPRPSDLY=EEDELAY

Specifies that VTAM calculates the number of seconds that RTP pipes must delay prior to entering the path switch state. The value that is calculated allows enough time for the EE keep-alive mechanism to cause the EE connection to become inoperative if connectivity to the partner is lost. Unnecessary path switches are avoided while EE determines whether there is a loss of connectivity to the partner.

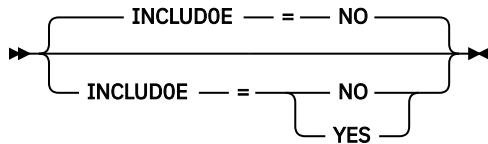
For predefined EE connections, define this parameter on the PU definition in the switched major node. For EE connection networks, define this parameter on the connection network GROUP definition statements in the EE XCA major node.

Result: When the EEDELAY value is specified, the value that is calculated for the HPR path-switch delay might be as long as 253 seconds.

Tips:

- This operand can be useful when the RTP partner is on a node that is CPU-constrained or is running in a virtualized environment. In both of these situations, allowing additional time for the RTP partner to respond might avoid unnecessary processing associated with a path switch.
- If alternate routes exist, specifying a long delay time might cause unnecessary delays for the session that are using this RTP pipe.

INCLUDEE



statements:

PU

dependencies:

none

Specifies whether VTAM provides LU names to the logical units defined under this PU. The names are provided by passing a CVOE, Network Name control vector on the ACTLU requests.

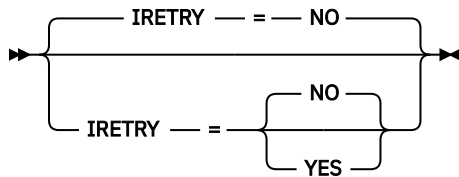
INCLUDEE=NO

Indicates that VTAM will not provide LU names to the logical units defined under this PU.

INCLUDEE=YES

Indicates that VTAM will provide LU names to the logical units defined under this PU.

IRETRY



statements:

PU

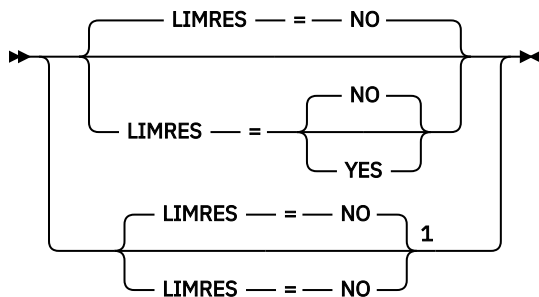
dependencies:

none

Determines whether the boundary NCP (the NCP to which the switched physical unit becomes connected) retries a polling operation immediately for the device if an idle-detect timeout follows a polling operation. For more information on this operand, see the *NCP, SSP, and EP Resource Definition Reference*.

Note: If the TRLE operand is coded, IRETRY is ignored. See [“TRLE” on page 309](#) for more information.

LIMRES



Notes:

¹ LIMRES=NO is the only valid value if the TRLE operand is coded.

statements:

PU

dependencies:

LIMQSINT; LU 6.2 only; PUTYPE=1 or 2

Specifies whether this physical unit is to be treated as a limited resource. A limited resource allows you to limit the use of some network connections. It also causes any sessions that traverse the resource to be deactivated if no conversation is active. A session can also be deactivated if the time limit you specify for the LIMQSINT operand on the APPL definition statement expires.

This operand applies only to LU 6.2 conversations and PU types 1 and 2.

Note: If the TRLE operand is coded, LIMRES must be specified as NO or allowed to default. See “TRLE” on page 309 for more information.

If you do not code a value for LIMRES, resources are not considered to be limited resources. Furthermore, sessions will remain active even after all conversations have ended.

You can also use LIMRES in conjunction with the LIMINTCP start option to specify the interval to retain a free session using a limited resource for some network management flows (excluding flows using the APPN control point sessions or dependent LU server sessions). If you do not code a value for the LIMINTCP start option, resources are not considered to be limited resources, and the sessions will remain active even after all conversations have ended.

LIMRES=NO

Specifies that this physical unit is not to be treated as a limited resource.

LIMRES=YES

Specifies that this physical unit is to be treated as a limited resource.

LOCADDR

➤ LOCADDR — = — *address* ➤

<i>statements:</i>	<i>GROUP, LU</i>
<i>dependencies:</i>	<i>see note</i>
<i>range:</i>	<i>0–255 (PU Type 2)</i> <i>0–63 (PU Type 1)</i>

Specifies the logical unit’s local address at the physical unit.

For dependent logical units, the range of valid local addresses depends on the PUTYPE of the associated physical unit.

Note: The value of LOCADDR depends upon the requirements of the device being defined. Consult the appropriate component description manual for these restrictions.

LOGAPPL

➤ LOGAPPL — = — *controlling_primary_lu* ➤

<i>statements:</i>	<i>GROUP, LU</i>
<i>dependencies:</i>	<i>NetView or TSO</i>

Identifies the name of the primary logical unit that this logical unit will automatically log on to as a secondary logical unit when this logical unit is activated. The name you specify can also be a USERVAR that will be resolved into its current value before being used to establish or redrive the session with the controlling primary logical unit.

The LOGAPPL operand cannot contain the name of an independent logical unit because independent logical units cannot be the controlling logical units for an automatic logon session.

To ensure retry of a pending automatic logon, code the AUTORTRY or AUTOTI start options.

You can specify a network-qualified name for LOGAPPL. You cannot specify an LUALIAS name for LOGAPPL.

Note:

1. If an error (INOP) occurs for the switched connection, VTAM reallocates the LOGAPPL session and attempts to redial the logical unit to recover the connection. In other words, the session will be terminated by breaking the dial connection instead of by normal session termination using LOGOFF and TERMSELF.

If you do not code the LOGAPPL operand, the PU and LU must be activated manually.

2. If you specify the NetView or TSO program as the application program on the LOGAPPL operand, you will get unpredictable results in recovery situations.

For more information on establishing sessions, see [z/OS Communications Server: SNA Network Implementation Guide](#).

LOGTAB

LOGTAB — = — *interpret_table_name*

statements:

GROUP, LU

dependencies:

none

Specifies the name of an interpret table that VTAM uses when processing logon requests originating from the logical unit. VTAM uses the interpret table to interpret the name received from an initiation request. See [“Interpret table” on page 678](#) for a description of how to define an interpret table.

LUGROUP

LUGROUP — = — *lu_group_name*

statements:

PU

dependencies:

none

Specifies the name of the model LU group that VTAM uses to select a model LU definition when dynamically defining an LU. This operand also indicates that the device supports dynamic definition of LUs.

Note: If the TRLE operand is coded, LUGROUP is ignored. See [“TRLE” on page 309](#) for more information.

LUSEED

LUSEED — = — *lu_pattern_name*

statements:

PU

dependencies:

LUGROUP

Provides a 1–8 character pattern name that the SDDL exit routine uses to generate an LU name when dynamically defining an LU.

This operand is valid only when you code the LUGROUP operand.

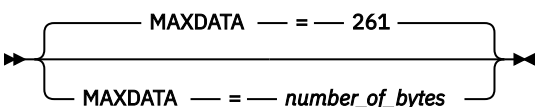
Note: If the TRLE operand is coded, LUSEED is ignored. See [“TRLE” on page 309](#) for more information.

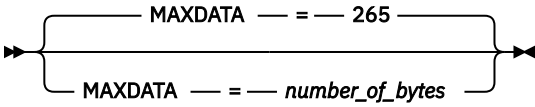
If you use the IBM-supplied SDDL exit routine, this operand is required and must have the following format:

- The first character must be either alphabetical or one of the national characters (@ or \$).
- The remaining characters can be either alphabetical, numerical, or national.
- There must be either two or three contiguous national # characters in the name. These characters represent holders, in which the logical unit's local address is substituted when an LU's name is generated. If you specify three # characters, the LU's logical address is substituted in decimal for the # characters. If you specify two # characters, the LU's logical address is substituted in hexadecimal for the # characters.

When used with a user-written SDDL exit routine, this operand is optional and there are no restrictions on its format. For more information on the SDDL exit, see [z/OS Communications Server: SNA Customization](#).

MAXDATA

For PU type 1:	
	
statements:	PU
dependency:	none
range:	20-65535

For PU type 2:	
	
statements:	PU
dependency:	none
range:	20-65535

Specifies the maximum number of bytes that the physical unit can receive in one PIU or PIU segment, including the transmission header (TH) and request or response header (RH). To determine the maximum PIU (or PIU segment) size that the physical unit can receive, consult the component publications for the specific type of SDLC station represented by this PU definition statement.

The maximum amount of user data that VTAM sends to the physical unit in one PIU is:

- MAXDATA minus 2 bytes (for a PU type 1)
- MAXDATA minus 6 bytes (for a PU type 2)

Note: The RU part of the PIU contains the user data. When VTAM segments the PIU, the middle and last PIUs contain three more bytes of user data in the RU because there is no RH field. The value for the PIU varies with the device; for example, the 3276 requires MAXDATA=262.

MAXDATA is ignored for type 2.1 nodes attached through an NCP with peripheral node type 2.1 support. The type 2.1 node supplies the actual value used when the connection is established.

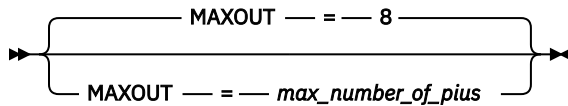
See *NCP, SSP, and EP Resource Definition Reference* for more information about physical units connected through an NCP.

If the TRLE operand is coded, MAXDATA is ignored. See [“TRLE” on page 309](#) for more information.

Note:

1. In a local area network, the value for the MAXDATA operand on the PU definition statement must be less than or equal to the value for the MAXDATA operand on the PORT definition statement for the LAN major node to which the switched physical unit is connected.
2. NCP V4R3 changed the MAXDATA calculation for a type 1 physical unit. See *NCP, SSP, and EP Resource Definition Reference* for information about calculating a MAXDATA value for physical units on non-switched links.

MAXOUT



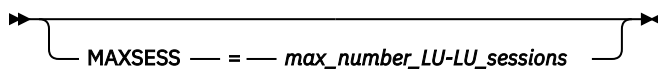
statements:	PU
dependencies:	none
range:	1-127

Specifies the maximum number of PIUs or PIU segments (if the session parameters allow segmenting of data) that VTAM sends to the physical unit represented by this definition statement before requesting a response.

For performance reasons, you should code MAXOUT=7 if the physical unit represented by this definition statement can handle more than one PIU before sending a link-level response. To determine this, consult the component publications for the specific type of SDLC station.

Note: If the TRLE operand is coded, MAXOUT is ignored. See [“TRLE” on page 309](#) for more information.

MAXSESS



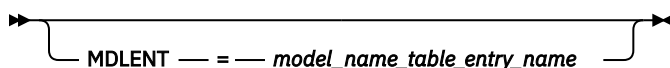
statements:	PU
dependencies:	independent LUs attached to an NCP
range:	1-65535

Specifies the maximum number of concurrent LU-LU sessions in which an independent LU can participate. The MAXSESS value applies to each connection the LU is using to establish LU-LU sessions. For example, if MAXSESS=2 was specified for LUA and LUA appears on three PUs, LUA can have two sessions on each of the three PUs for a total of six sessions.

If you do not code MAXSESS or code a value outside the range, the MAXSESS value defined on the BUILD definition statement (in the NCP major node) will be used. Reference the *NCP, SSP, and EP Resource Definition Reference* for more information about this operand.

Note: If the TRLE operand is coded, MAXSESS is ignored. See [“TRLE” on page 309](#) for more information.

MDLENT

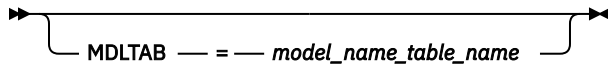


<i>statements:</i>	<i>GROUP, LU</i>
<i>dependencies:</i>	<i>MDLTAB</i>

Specifies the name of the model name table entry to be used for this logical unit.

If you code the MDLENT operand, you must also code the MDLTAB operand. If you omit MDLENT and include MDLTAB, VTAM uses the first entry in the table named in MDLTAB.

MDLTAB



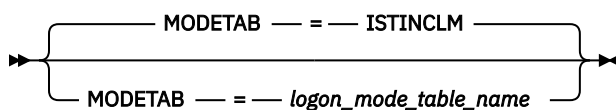
statements:	GROUP, LU
dependencies:	none

Specifies the name of the model name table to be used for the logical unit. See [“Model name table” on page 708](#) for a description of how to define a model name table.

If you omit the MDLTAB operand, VTAM will not provide the name of the model name table to the application during LU-LU session initiation. However, you can provide the model name in other ways. You can enter it from the terminal on the MODEL operand of the LOGON command, or VTAM can send it to the application in a formatted session-initiation request. See [“LOGON command” on page 748](#) for more information on the MODEL operand of the LOGON command.

The operator can use the MODIFY TABLE command to dynamically replace a model name table. See [z/OS Communications Server: SNA Operation](#) for more information about the MODIFY TABLE command.

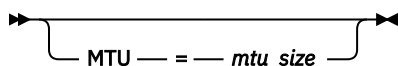
MODETAB



statements:	GROUP, LU
dependencies:	none

Specifies the name of a logon mode table to be used to correlate each logon mode name with a set of session parameters for the logical unit. The name you code must be the name of a logon mode table created as described in [“Logon mode table”](#) on page 685. If you do not supply a logon mode table for the logical unit on the MODETAB operand, an IBM-supplied default logon mode table (ISTINCLM) is used. If you specify a table, both the table you specify and the default table are used.

MTU



<i>statements:</i>	<i>PU</i>
<i>dependencies:</i>	<i>DYNTYPE=EE only</i>
<i>range:</i>	<i>1024 - 32767</i>

Defines the maximum transmission unit (MTU), in bytes, that is used for dial-in Enterprise Extender connections with associated PUs that are dynamically created using this model PU definition. This MTU

size is reduced by VTAM to account for header lengths such as the IP, UDP, and LLC headers that are necessary for EE traffic. If MTU is not specified, VTAM uses the value learned from the TCP/IP stack. This learned value is the minimum MTU size (minus IP and UDP header sizes) associated with all the defined TCP/IP interfaces that can use this local static VIPA. If an MTU size with a value is specified, VTAM uses the lesser of this *mtu_size* value and the value learned from TCP/IP. If the TCP/IP stack presents a value less than 768 bytes, VTAM sets the MTU to 768 bytes because this is the smallest packet size allowed by the HPR architecture. Typically, the MTU size for an EE connection is constant after the EE connection is established. However, if the MTU size of the TCP/IP stack changes, RTP pipes with endpoints on the same node as the TCP/IP stack dynamically detect these changes when their outbound packets are being transmitted. If the learned value is less than the *mtu_size* value, VTAM uses the learned value. Reasons for MTU size changes include the following information:



- New IP routes with different local MTU sizes become available
- Existing IP routes become unavailable
- Path MTU discovery is enabled for IPv4 or IPv6 EE connections (see [“PMTUD start option” on page 601](#) for more information), and path MTU changes are discovered in the IP network

You can enable path MTU discovery for IPv4 and IPv6 EE connections (see [“PMTUD start option” on page 601](#) for more information). If path MTU discovery is enabled, VTAM can dynamically learn about any MTU size changes that occur in the IP network. RTP pipes traversing Enterprise Extender connections can reduce their packet sizes to avoid IP fragmentation. In some environments, you might not be able to use path MTU discovery because firewalls must allow ICMP messages to be forwarded back to the host. In these cases, specify the MTU operand to control the maximum packet size that VTAM sends out on an Enterprise Extender connection.

Tips:

- If the *mtu_size* value is specified and IPv4 Enterprise Extender packets are being fragmented in the IP network, you might need to reduce the *mtu_size* value to account for optional headers that might be present.
- For EE connection networks, you can define the MTU parameter on the connection network GROUP definition statements in the EE XCA major node.
- For predefined Enterprise Extender connections, you can define the MTU parameter on the PU definition in the switched major node.

name

 <p>The diagram shows a resource definition box. On the left, there is a label <i>name</i> with a line pointing to a resource symbol (two arrows pointing in opposite directions). Below this, the text <i>statements:</i> is followed by a vertical line and then the statement VBUILD.</p>	 <p>The diagram shows a resource definition box. On the left, there is a label <i>name</i> with a line pointing to a resource symbol (two arrows pointing in opposite directions). Below this, the text <i>statements:</i> is followed by a vertical line and then the statements PU, LU.</p>
--	--

Provides the name associated with the resource being defined.

On the **VBUILD**

name is optional. If a syntax or definition error is detected with this statement during activation of the major node, *name* appears in the message issued to identify the error.

The optional *name* you give to this definition statement can be the same as the name VTAM gives to a major node and its definitions when they are filed in the VTAM definition library. The name VTAM gives to the major node is used when messages are issued regarding the node's status.

On the **GROUP**

Provides the required name for the GROUP statement.

On the PU

Assigns the required minor node name of a model physical unit that is used in conjunction with the installation exit routine to build a dynamic switched definition.

For a model PU for XCF connectivity (DYNTYPE=XCF), *name* can contain up to five characters. The last character must be an asterisk (*). The first 1-4 characters determine the prefix for the PU names added to the dynamic local SNA major node (ISTLSXCF).

Requirements: The requirements for the name of an XCF model PU are different from the requirements for names of other resources. These requirements are:

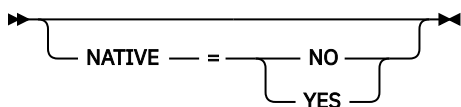
- To use the default prefix of ISTP* for dynamic XCF local SNA PUs, you can specify a single asterisk (*).
- To specify a different prefix, the following rules apply:
 - The name specified must be from 2-5 characters.
 - The first character can be alphabetical (A-Z) or the national characters @, #, or \$.
 - The last character must be an asterisk (*).
 - Any character between the first and last characters can be alphabetical (A-Z), numerical (0-9), or the national characters @, #, or \$.

For RTP, VN, and EE model PUs, *name* provides the required name for the PU statement.

On the LU

Assigns the required minor node name of the model logical unit that is used in conjunction with the installation exit routine to build a dynamic switched definition.

NATIVE



statements:

PU

dependencies:

BN=YES; APPN only

Specifies whether this link station represents a connection to a native node.

Note: If the TRLE operand is coded, NATIVE is ignored. See [“TRLE” on page 309](#) for more information.

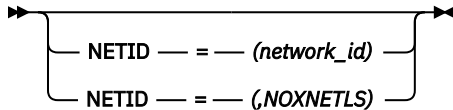
If NATIVE is not specified on either the ADJCP definition statement or on the PU definition statement, the two nodes negotiate their subnetwork affiliation during connection establishment.

- If the NETIDs match, the connection defaults to a native connection.
- If the NETIDs are different, the connection defaults to a nonnative connection.

No subnetwork negotiations will occur if NATIVE has been specified; in this case the value between the two nodes must match for connection to occur.

If you code NATIVE on both the ADJCP and PU definition statements, the values must match. If a transmission group (TG) is already active, subsequent TG activations must not have a specified or negotiated value for NATIVE that conflicts with the value of NATIVE for the active TG. If there is a conflict, the TG attempting activation is not allowed to become active. If the activation is for a virtual-route-based transmission group then the SSCP-SSCP session will also fail.

NETID



statements:

PU

dependencies:

XNETALS start option

Specifies a 1–8 character network name.

NETID is used in conjunction with the XNETALS start option in support of nonnative network connection. See [“XNETALS start option” on page 651](#) for information about XNETALS.

Note:

1. The use of the national character, #, is discouraged, because this character might not be present on keyboards of terminals produced in other countries. Because # might not be available on all terminals, SNA architecture specifically excludes # from the list of valid characters that can be used for defining network identifiers. Although VTAM allows you to use #, other products might enforce this restriction.
2. If the TRLE operand is coded, NETID is ignored. See [“TRLE” on page 309](#) for more information.

NETID=*network_id*

Specifies that VTAM ensures that the connecting resource is within the network specified by NETID when the physical unit is active. If you omit NETID, VTAM dynamically acknowledges the network ID during connection establishment. If you code NETID, and nonnative network connection is not supported, the definition is rejected unless the operand specifies VTAM's network ID.

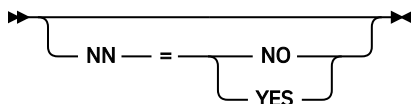
NETID=(,NOXNETLS)

Specifies that VTAM does not allow nonnative network attachment for LU-LU sessions for this PU. When NETID=(,NOXNETLS), VTAM indicates to the NCP that this PU uses VTAM's native network ID.

LU-LU sessions might fail if the NETID sent in the BIND from the LU is different than the NETID specified in VTAM (even though PU-PU connections can be established). If no NETID is included in the BIND, or if the NETID is identical to that specified by VTAM, the LU-LU session should activate.

If dynamic dial-out connections are required (that is, a session request drives the dial), NETID must be predefined. Otherwise, VTAM might not be able to determine the connecting network ID and the resultant sessions might fail. If leased connections are not established, and if NETID is not predefined, directory requests could fail because of VTAM's inability to determine the resource's actual network.

NN



statements:

PU

dependencies:

APPN only

Specifies whether the adjacent node is expected to be a network node.

- If a value for the NN operand is specified, it will be validated when a connection is attempted to the adjacent node. If the adjacent CP is not the type of node that is expected, then connection setup fails.
- If the NN operand is not specified, then the APPN capabilities of the adjacent node are identified and accepted when a connection is established.

Note: If the TRLE operand is coded, NN is ignored. See [“TRLE” on page 309](#) for more information.

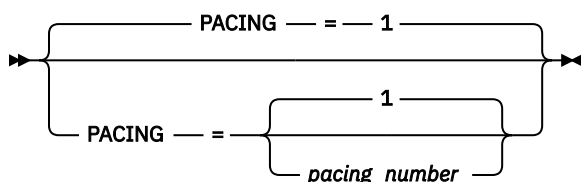
NN=NO

Specifies that the adjacent node is expected to be an end node.

NN=YES

Specifies that the adjacent node is expected to be a network node.

Restriction: In a peripheral subnetwork boundary configuration between a border node and a network node without border node function, the border node appears to the non-border node as an end node. In this case, coding NN=YES on the definition statement that represents the border node, a connection failure will occur. Avoid the failure by not coding the NN operand or by coding NN=NO.

PACING

statements:

GROUP, LU, PU

dependencies:

none

range:

0–63

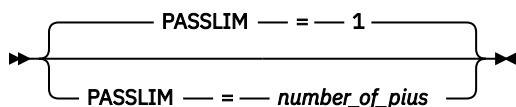
Specifies how pacing is handled between the logical unit and the boundary node to which it is connected.

PACING can sift down from the GROUP statement to the LU statement, but it does not sift from the GROUP statement to the PU statement, nor does it sift from the PU statement to the LU statement.

Note: You can also use the FIXED option on this operand. FIXED is an NCP option that allows you to override adaptive session pacing and used fixed pacing instead. To use the FIXED option, you must code (N,,FIXED). The second comma represents a minimum value that is used by some pre-ENA nodes.

For more information on pacing, see [z/OS Communications Server: SNA Network Implementation Guide](#).

Note: If a dynamic CDRSC (ILU) uses a dynamic PU created from a MODEL definition, the PACING values are obtained from the PU definition in the MODEL major node that was used to define the dynamic PU.

PASSLIM

statements:

PU

dependencies:

none

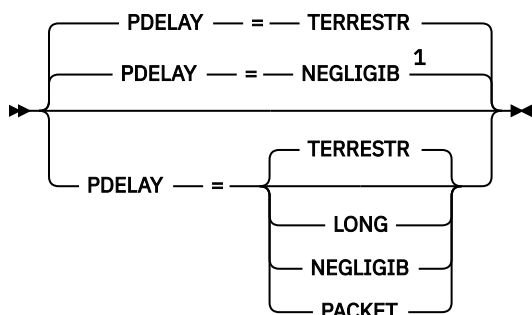
range:

1–value of MAXOUT

Determines, for switched physical units connected through an NCP, the maximum number of contiguous PIUs that the NCP sends to the physical unit at one time.

Note: If the TRLE operand is coded, PASSLIM is ignored. See [“TRLE” on page 309](#) for more information.

PDELAY



Notes:

¹ NEGLIGIB is the default if the TRLE operand is coded.

statements: *PU*

dependencies: *APPN only*

Specifies the maximum propagation delay of the link for the transmission group. Propagation delay represents the time needed for a signal to travel from one end of the link to the other.

See “TRLE” on page 309 for more information about coding PDELAY for XCF connectivity.

PDELAY=NEGLIGIB

Indicates a local area network delay (less than .48 milliseconds).

PDELAY=TERRESTR

Indicates telephone network delay (between .48 and 49.152 milliseconds).

PDELAY=PACKET

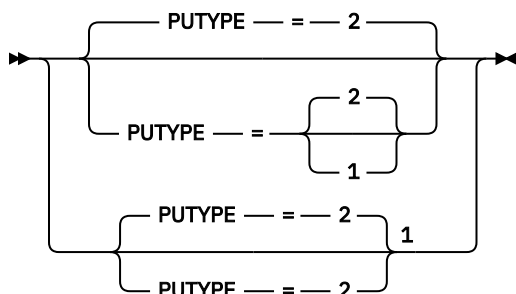
Indicates a packet-switched network delay (between 49.152 and 245.76 milliseconds).

PDELAY=LONG

Indicates a satellite delay (greater than 245.76 milliseconds).

TG characteristics are not valid with DYNTYPE=VN because DYNTYPE=VN defines the dynamic PU used for a VN connection, not the virtual routing node (VRN) and its associated TGs. The TG created with the dynamic PU is not reported to Topology and Routing Services and is not involved in route calculation. To determine the weight of the TGs associated with the VRN, specify the TG characteristics in the XCA major node or the NCP major node.

PUTYPE



Notes:

¹ PUTYPE=2 is the only valid value if the TRLE operand is coded.

statements: *PU*

dependencies: *none*

Specifies the physical unit type. The physical unit type depends on the type of cluster controller (such as 3767, 3174, or AS/400). To determine the physical unit type for a given device, see the component description manual for that device.

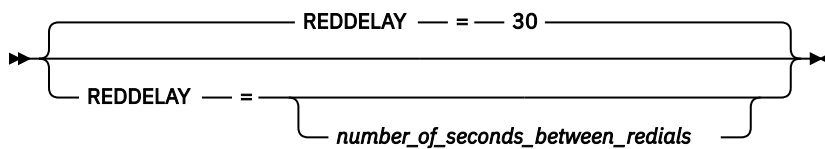
Note: If the TRLE operand is coded, PUTYPE must be specified as 2 or allowed to default. See “TRLE” on page 309 for more information.

For a type 2.1 physical unit, code PUTYPE=2.

The physical unit type for a LAN switched station must be 2.

For PU types 1 and 2, or type 2.1, the value of PUTYPE occupies bits 4–7 of the 48-bit station ID constructed by VTAM for switched network operation. For a description of the station ID, see “IDNUM” on page 365.

REDDELAY



statements:

PATH

dependencies:

DYNTYPE=EE and DWINOP=YES

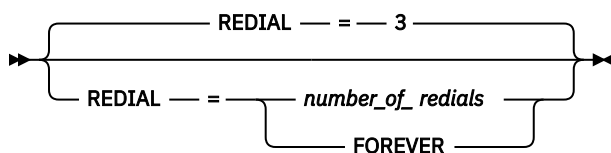
range:

1–1200

Specifies the number of seconds between each attempt to redial for an INOPed connection with non-connection network EE dynamic PU. The default is 30 seconds. The minimum value that can be coded is one second.

Attention: Customers with a very large number of connections with a non-connection-network EE dynamic PUs should not use a small value for REDDELAY, as the amount of activity generated during sustained outages could have significant CPU impact.

REDIAL



statements:

PATH

dependencies:

DYNTYPE=EE and DWINOP=YES

range:

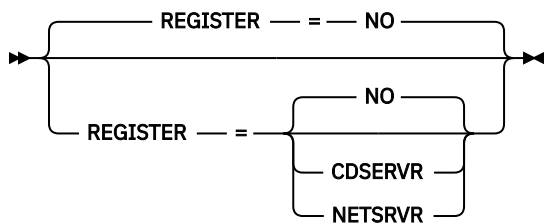
0–254

For dial-out operations attempted when an INOP occurs for a connection with a non-connection-network EE dynamic PU, specifies the number of times dialing is to be retried before returning a dialing error to VTAM. The interval specified by the REDDELAY operand will be observed between redial attempts.

If you code 0, dialing is not to be retried. If you code FOREVER, dialing will be retried as necessary until either a connection is established or the dynamic PU created from this model PU is deactivated.

REGISTER

For independent LUs:



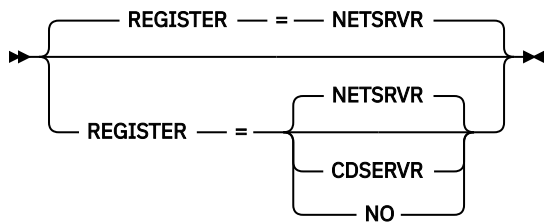
statements:

GROUP, LU

dependencies:

none

For dependent LUs:



statements:

GROUP, LU

dependencies:

none

Specifies how a resource should be registered. The default depends on whether you code REGISTER for dependent or independent LUs.

REGISTER=CDSVR

Indicates that an end node resource is registered to a network node server and directory resource registration is requested for it. A network node resource is registered at the central directory server. If the node is configured as a central directory server, this value has the same effect as NO.

REGISTER=NETSRV

Indicates that the end node resource should be registered to its network node server, but that directory registration should not be requested for it.

For dependent LUs, NETSRV is the default, and LOCADDR must be specified as a nonzero value.

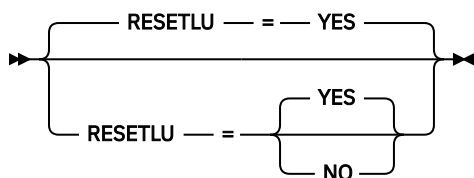
Dependent LUs are not usually the targets of LU-LU session setup attempts and are therefore not likely to be the targets of an APPN LOCATE search. However, because end nodes cannot be searched, you can register their dependent LUs with their network node server.

REGISTER=NO

Indicates that the resource should not be registered.

For independent LUs, NO is the default, and LOCADDR must be specified as 0.

RESETLU



statements:

GROUP, LU

dependencies:

dependent LUs only

Specifies whether a DACTLU request followed by a ACTLU request will be sent during clean-up processing.

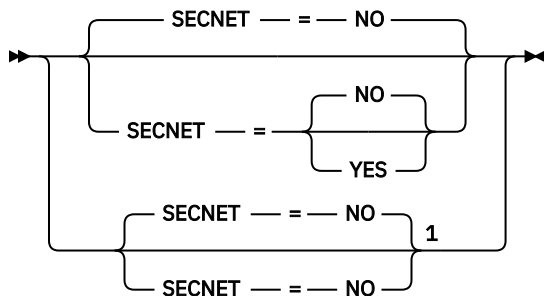
RESETLU=YES

Specifies that during clean-up processing for dependent LUs, VTAM will issue an ACTLU request after the DACTLU request.

RESETLU=NO

Specifies that during clean-up processing for LU-LU sessions, RESETLU=NO prevents a DACTLU-ACTLU from flowing to an LU.

SECNET



Notes:

¹ SECNET=NO is the only valid value if the TRLE operand is coded.

statements:

PU

dependencies:

see description

Specifies whether this physical unit is associated with a secondary network containing resources whose connectivity is not defined to VTAM.

This operand applies only if you have IBM 3710 Network Controllers or IBM 3174 token-ring attachments in your network.

SECNET=NO

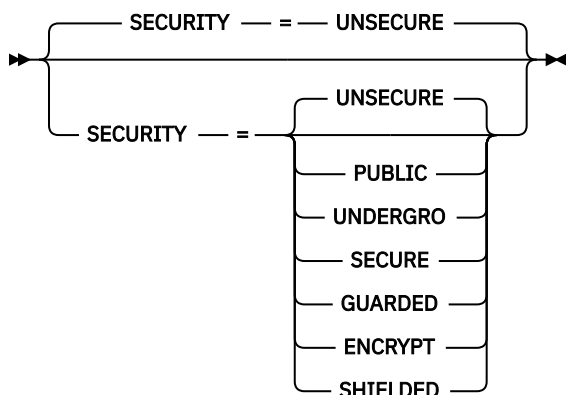
Specifies that this physical unit is not associated with the secondary network.

SECNET=YES

Specifies that this physical unit is associated with the secondary network. When SECNET=YES, data that is received by VTAM from this physical unit is flagged as requiring special problem-determination considerations when routed to a communication network management application.

Note: If the TRLE operand is coded, SECNET must be specified as NO or allowed to default. See [“TRLE” on page 309](#) for more information.

SECURITY



statements:

PU

dependencies:

APPN only

Specifies the security level of the transmission group.

See “TRLE” on page 309 for more information about coding SECURITY for XCF connectivity. The following options range from the least secure level to the most secure level.

SECURITY=UNSECURE

Specifies no security level.

SECURITY=PUBLIC

Specifies a public switched network.

SECURITY=UNDERGRO

Specifies an underground cable, not guarded.

SECURITY=SECURE

Specifies a secure conduit, not guarded.

SECURITY=GUARDED

Specifies a guarded conduit, physical only.

SECURITY=ENCRYPT

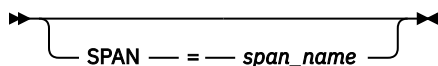
Specifies link encryption.

SECURITY=SHIELDED

Specifies a guarded conduit, physical and radiation shielded.

TG characteristics are not valid with DYNTYPE=VN because DYNTYPE=VN defines the dynamic PU used for a VN connection, not the virtual routing node (VRN) and its associated TGs. The TG created with the dynamic PU is not reported to Topology and Routing Services and is not involved in route calculation. To determine the weight of the TGs associated with the VRN, specify the TG characteristics in the XCA major node or the NCP major node.

SPAN



statements:

GROUP, LU, PU

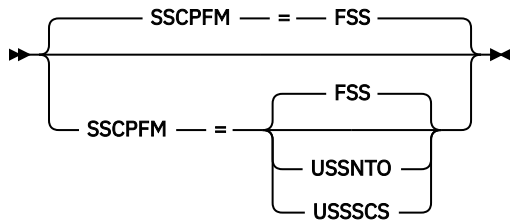
dependencies:

NetView

Defines a span of control for VTAM minor node resources. Code this operand if you are using the NetView program.

The NetView program checks the SPAN value, but VTAM ignores it.

SSCPFM



statements:

GROUP, LU

dependencies:

none

Determines what type of RUs the logical unit can support in its communications with the SSCP.

SSCPFM=FSS

Specifies that field-formatted RUs are supported.

Note: You might receive character-coded messages when SSCPFM=FSS.

SSCPFM=USSNTO

Specifies that this logical unit is supported by Network Terminal Option (NTO) in the boundary node, and character-coded RUs are supported over its SSCP-LU sessions.

SSCPFM=USSSCS

Specifies that character-coded RUs are supported.

SSCPFM=USS3270

Allows printing of a user-defined logon message (USSMSG10) on BSC printers. Code SSCPFM=USS3270 for terminals attached to a controller defined as an SDLC 3271 (PUTYPE=1) or SDLC 3275 (PUTYPE=1).

SSCPFM=USS3275

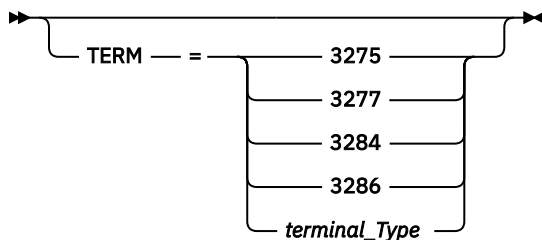
Prevents printing of a user-defined logon message (USSMSG10) for a terminal defined as an SDLC 3275 (PU type 1) that might have an attached printer. Code SSCPFM=USS3275 to prevent the user-defined logon message from printing on BSC printers.

SSCPFM=USS3780

Coded for non-SNA devices supported with NTO that use the 3780 protocol.

These devices use USS command facilities such as LOGON and IBMTEST and are supported only by Release 2 of NTO. See *NTO Planning, Migration, and Resource Definition* for more information.

TERM



statements:

GROUP, LU

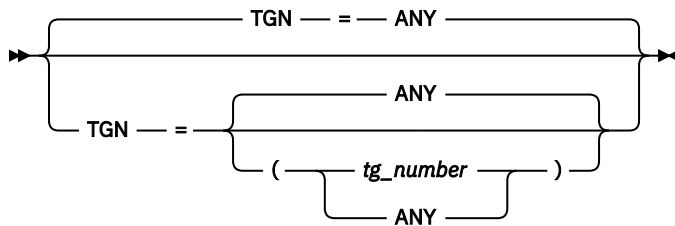
dependencies:

none

Identifies, for a virtual logical unit supported through NTO, the device data stream compatible characteristics. An application program can find these characteristics by executing an INQUIRE DEVCHAR

macroinstruction that names this virtual logical unit. The information is placed in the DEVAUXTP field of the DEVCHAR DSECT. (DEVAUXTP is an 8-byte storage area provided by the application program.) For more information on the DEVCHAR DSECT, see [z/OS Communications Server: SNA Programming](#).

TGN



statements:

PU

dependencies:

DYNTYPE=EE only

range:

1 - 20, ANY

Specifies the transmission group (TG) numbers that represent the connection between this node and the destination APPN nodes. The *tg_number* value indicates a preferred TG number that might or might not be used, depending on how the partner nodes negotiate the number.

TGN=*tg_number*

Specifies a decimal number assigned to the transmission group. You can code up to four values in the order that you want them to be used.

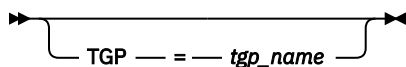
TGN=ANY

Coding TGN=ANY or not coding TGN allows the transmission group number to be negotiated.

Tip: Code ANY and up to three *tg_number* values if you want the transmission group number to be negotiated when none of the specified *tg_number* values are available. For example, when TGN=(1,2,3,ANY) is specified and TGN 1, TGN 2, and TGN 3 are already in use, the TG number is assigned by the partner or is negotiated to be greater than or equal to 21. ANY can be placed anywhere in the list.

Tip: If none of the specified values for TGN is in the range 1-20, TGN uses the default value ANY.

TGP



statements:

PU

dependencies:

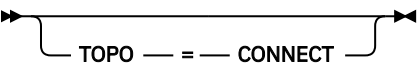
APPN only

Specifies the name of a transmission group (TG) profile. The characteristics of the TG profile (along with any modifiers on this statement) become the characteristics of the PU. If TGP is not specified or has not been activated when the PU becomes active, default TG characteristic are assigned.

See [“APPN transmission group profile” on page 441](#) for more information on transmission group profiles.

TG characteristics are not valid with DYNTYPE=VN because DYNTYPE=VN defines the dynamic PU used for a VN connection, not the virtual routing node (VRN) and its associated TGs. The TG created with the dynamic PU is not reported to Topology and Routing Services and is not involved in route calculation. To determine the weight of the TGs associated with the VRN, specify the TG characteristics in the XCA major node or the NCP major node.

TOPO



statements: *PU*
dependencies: *APPN only*

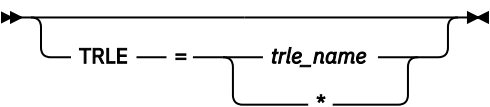
Controls the way APPN connections using this link station are reported to APPN topology and routing services for inclusion into APPN functions.

Note: Except in the switched major node, the only value for TOPO is CONNECT. If you specify APPN on the CONNTYPE start option, it is not necessary to code TOPO, as you automatically get a value of CONNECT.

TOPO=CONNECT

Specifies that APPN topology and routing services receives information about the connection and its characteristics when the connection is activated. When the connection is deactivated, APPN topology and routing services receives notification that the TG is inactive.

TRLE



statements: *PU*
dependency: *XCF connectivity only*

Specifies that this model PU is for XCF connectivity.

Tip: A model for dynamic XCF local SNA PUs can be defined to override the XCF default values for the operands of the PU definition statement. It can also be used to specify the first four characters of TRLEs defined for XCF connectivity. This is true even if the node is a pure subarea node and the PU RDTE definition will not be created.

The *trle_name* can contain up to five characters. The first 1–4 characters determine the prefix for the TRLE names added to the TRL major node (ISTTRL). The last character must be an asterisk (*). If you code a single asterisk, the default prefix of ISTT* is used for the TRLEs added to the TRL major node (ISTTRL).

The requirements for the *name* of an XCF model PU and the *trle_name* are different from the requirements for names of other resources. These requirements are:

- To use the default prefix of ISTP* for dynamic XCF local SNA PUs or ISTT* for the TRLEs added to the TRL major node, you can specify a single asterisk (*).
- To specify a different prefix, the following rules apply:
 - The name specified must be from 2–5 characters.
 - The first character can be alphabetical (A–Z) or the national characters @, #, or \$.
 - The last character must be an asterisk (*).
 - Any characters between the first and last characters can be alphabetical (A–Z), numerical (0–9), or the national characters @, #, or \$.

See [Table 23 on page 309](#) for the operands and values that can be specified when TRLE is coded.

Table 23. XCF model PU operands used with TRLE			
Operand	Coding required?	Value required for XCF	Default for XCF
name	Yes	User specified value	None

Table 23. XCF model PU operands used with TRLE (continued)

Operand	Coding required?	Value required for XCF	Default for XCF
CAPACITY	No	User specified value	8K
CONNTYPE	No	APPN	APPN *
COSTBYTE	No	User specified value	0
COSTTIME	No	User specified value	0
CPCP	No	User specified value	Value of CPCP start option
DYNADJCP	No	YES	YES *
DYNLU	No	YES	YES *
LIMRES	No	NO	NO
PDELAY	No	User specified value	NEGLIGIB *
PUTYPE	No	2	2
SECNET	No	NO	NO
SECURITY	No	User specified value	SHIELDED *
SPAN	No	User specified value	None
TGP	No	User specified value	None
TOPO	No	User specified value	CONNECT
UPARM1	No	User specified value	128
UPARM2	No	User specified value	128
UPARM3	No	User specified value	128
VERALSID	No	NO	NO
* The XCF default for this operand is different than the default for other model PUs.			

TYPE

►► TYPE — = — MODEL ◄◄

statements:

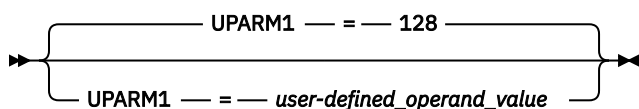
VBUILD

dependencies:

none

Means that this VBUILD definition statement defines a model major node to VTAM. Dynamic switched definitions for previously undefined devices will be built using the PU and LU definitions contained within this node.

UPARM1



statements:

PU

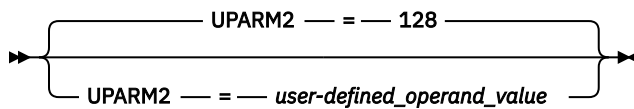
<i>dependencies:</i>	<i>APPN only</i>
<i>range:</i>	<i>0–255</i>

Specifies a user-defined operand value.

See [z/OS Communications Server: SNA Network Implementation Guide](#) for an example of using the UPARM operands.

TG characteristics are not valid with DYNTYPE=VN because DYNTYPE=VN defines the dynamic PU used for a VN connection, not the virtual routing node (VRN) and its associated TGs. The TG created with the dynamic PU is not reported to Topology and Routing Services and is not involved in route calculation. To determine the weight of the TGs associated with the VRN, specify the TG characteristics in the XCA major node or the NCP major node.

UPARM2

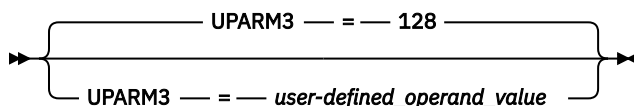


<i>statements:</i>	<i>PU</i>
<i>dependencies:</i>	<i>APPN only</i>
<i>range:</i>	<i>0–255</i>

Specifies a user-defined operand value.

TG characteristics are not valid with DYNTYPE=VN because DYNTYPE=VN defines the dynamic PU used for a VN connection, not the virtual routing node (VRN) and its associated TGs. The TG created with the dynamic PU is not reported to Topology and Routing Services and is not involved in route calculation. To determine the weight of the TGs associated with the VRN, specify the TG characteristics in the XCA major node or the NCP major node.

UPARM3

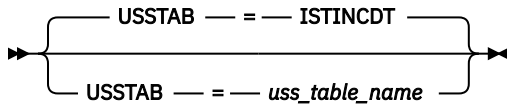


<i>statements:</i>	<i>PU</i>
<i>dependencies:</i>	<i>APPN only</i>
<i>range:</i>	<i>0–255</i>

Specifies a user-defined operand value.

TG characteristics are not valid with DYNTYPE=VN because DYNTYPE=VN defines the dynamic PU used for a VN connection, not the virtual routing node (VRN) and its associated TGs. The TG created with the dynamic PU is not reported to Topology and Routing Services and is not involved in route calculation. To determine the weight of the TGs associated with the VRN, specify the TG characteristics in the XCA major node or the NCP major node.

USSTAB



statements:

GROUP, LU

dependencies:

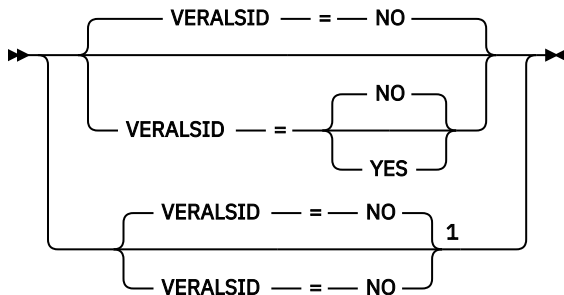
dependent LUs only

Specifies the name of a USS table that VTAM uses to process character-coded input that it receives from the logical unit.

A terminal user can issue a USS command with the LANGTAB operand. This causes a second USS table to be associated with the logical unit, which overrides the table specified with USSTAB. If you do not code USSTAB and a LANGTAB USS table is not in use, the IBM-supplied USS table (ISTINCDT) is used. For more information on USS tables, see [“Unformatted system services tables”](#) on page 719.

USSTAB is valid for dependent logical units only.

VERALSID



Notes:

¹ VERALSID=NO is the only valid value if the TRLE operand is coded.

statements:

PU

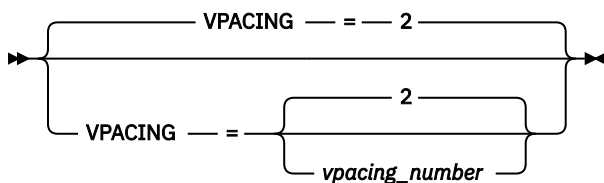
dependencies:

APPN only

Specifies whether the adjacent link station name should be used to determine the link station. When specified as YES, the connection endpoints must supply the same name in the CV0EF7 vector that is appended to XID3s. The name supplied in CV0EF7 is the name of a switched PU or the name of a PU under a non-switched line.

Note: If the TRLE operand is coded, VERALSID must be specified as NO or allowed to default. See [“TRLE”](#) on page 309 for more information.

VPACING



<i>statements:</i>	<i>GROUP, LU, PU</i>
<i>dependencies:</i>	<i>none</i>
<i>range:</i>	<i>0–63</i>

Determines how VTAM paces the flow of data from VTAM to the boundary node to which the logical unit is connected.

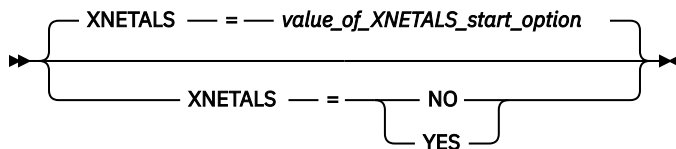
VPACING can sift down from the GROUP statement to the LU statement, but it does not sift from the GROUP statement to the PU statement, nor does it sift from the PU statement to the LU statement.

Note: You can also use the FIXED option on this operand. FIXED is an NCP option that allows you to override adaptive session pacing and used fixed pacing instead. To use the FIXED option, you must code (N,,FIXED). The second comma represents a minimum value that is used by some pre-ENA nodes.

For more information about pacing, see [z/OS Communications Server: SNA Network Implementation Guide](#).

Note: If a dynamic CDRSC (ILU) uses a dynamic PU created from a MODEL definition, the VPACING values are obtained from the PU definition in the MODEL major node that was used to define the dynamic PU.

XNETALS



<i>statements:</i>	<i>PU</i>
<i>dependencies:</i>	<i>none</i>

Determines whether the network ID of an attaching node or VTAM's network ID is used for an adjacent nonnative node. Used to control how a nonnative node can attach to VTAM.

Note: The XNETALS option has changed in the way VTAM treats PUs that send in nonnative NETIDs in their XID. VTAM used to let the PU connect and treated it as if it sent in the same NETID that VTAM started with but that is no longer true. If the NETID that the PU sent in its XID is not the same as VTAM's and XNETALS=NO or is defaulted, IST680I will be issued.

XNETALS=NO

Indicates that VTAM's network ID will be used to represent the connecting node's network ID.

During connection:

- If the NETID operand is specified on the PU statement, then it must specify VTAM's network ID.
- If the NETID operand is not coded on the PU statement, then VTAM's network ID is assumed and the adjacent node's network ID is ignored.

During LU-LU session establishment:

- If the network ID for the originating LU is specified (during connection time) and is not identical to VTAM's network ID, the session will not be established.
- If the originating LU is not using a network qualified name, VTAM's network ID is assumed and the session will be established.

Note: If the PU is a dependent LU server or requester, nonnative network connection is not allowed if XNETALS=NO is specified and the NETID operand is not coded.

XNETALS=YES

Indicates that the network ID of the adjacent PU will be used for connection and session establishment.

During connection:

- If the NETID operand on the PU statement is coded, it will be used as the PU's network ID. In this case, the network ID specified on the PU statement must match the network ID specified by the attaching node during connection processing.
- If the NETID operand is not specified on the PU statement, then the network ID specified by the attaching node during connection processing will be assumed.

During LU-LU session establishment:

- If the network ID for the originating LU is specified and does not match the PU's network ID, the session will not be established.
- If the originating LU name is not a network qualified name, the session will be established. VTAM will qualify the LU's name with the attaching node's network ID.

Note: Providing that XNETALS=YES is coded, you can prohibit nonnative network attachment for LU-LU sessions for a particular PU by coding XNETALS=NO on the GROUP, LINE or PU statements.

Switched major node

To define a switched major node containing definitions for switched connections to subarea or peripheral nodes, code a switched line within a local switched line group, and code a corresponding remote physical unit in the switched major node.

The switched lines are defined within switched line groups within the following major nodes:

- External communication adapter (XCA)
- NCP

These switched connections can be made to a communication controller that is attached to a host processor. These connections can also be made to a host through an IBM 3172 Nways Interconnect Controller, an Open Systems Adapter, or through an IP network for Enterprise Extender.

The remote physical unit can be a type 1, 2, 4, or 5 physical unit that is defined within a switched major node.

PU and PATH definition statements for a switched subarea

The PU definition statements define subareas attached over switched lines that can be dialed into or dialed out from a communication controller using NCP.

PU and PATH definition statements for the XCA major node

The PU definition statement defines peripheral physical units on switched lines that can be dialed into or dialed out from the host through an IBM 3172 Nways Interconnect® Controller, an Open Systems Adapter, or through an IP network using Enterprise Extender. The lines are defined in switched line groups in the external communication adapter major node. For dial-out operations, the PATH definition statement defines the paths used to connect the physical unit to the host through an IBM 3172 Nways Interconnect Controller, an Open Systems Adapter, or through an IP network using Enterprise Extender.

Table 24. Switched major node definition statements and operands

Name	Definition statement	Operands	Page	Req	Sift effect	Default	Restrictions, dependencies
name	VBUILD	TYPE=SWNET	“TYPE” on page 390	R			

Table 24. Switched major node definition statements and operands (continued)

Name	Definition statement	Operands	Page	Req	Sift effect	Default	Restrictions, dependencies
		CONFGDS	“CONFGDS” on page 347				
		CONFGPW	“CONFGPW” on page 347				CONFGDS
name	PU	ADDR	“ADDR” on page 342	R			non-switched connections
		ANS	“ANS” on page 342		G	STOP	
		ASDP	“ASDP” on page 343		G	NO	
		AUTHLEN	“AUTHLEN” on page 344		G	YES	Type 2.1; APPN only
		CAPACITY	“CAPACITY” on page 345		G	8K	APPN only
		CONNTYPE	“CONNTYPE” on page 347		G	CONNTYPE start option	APPN only; NODETYPE
		COSTBYTE	“COSTBYTE” on page 348		G	0	APPN only
		COSTTIME	“COSTTIME” on page 348		G	0	APPN only; TOPO
		CPCP	“CPCP” on page 349		G	CPCP start option	APPN only
		CPNAME	“CPNAME” on page 349				Type 2.1
		DATMODE	“DATMODE” on page 350		G	HALF	
		DISCNT	“DISCNT” on page 352		G	(NO)	PUTYPE=2
		DWACT	“DWACT” on page 356			NO	
		DWINOP	“DWINOP” on page 356			NO	Enterprise Extender only
		DYNADJCP	“DYNADJCP” on page 357		G	DYNADJCP start option	APPN only; CPNAME
		DYNLU	“DYNLU” on page 357		G	DYNLU start option	PUTYPE=2; CDRDYN
		EEVERIFY	“EEVERIFY” on page 358			EEVERIFY start option value	Enterprise Extender only

Table 24. Switched major node definition statements and operands (continued)

Name	Definition statement	Operands	Page	Req	Sift effect	Default	Restrictions, dependencies
		ENCRTYPE	“ENCRTYPE” on page 359		G,P	DES	
		ENCR	“ENCR” on page 359		G,P	NONE	
		HPR	“HPR” on page 363		G		APPN only
		HPREEARB	“HPREEARB” on page 363				Enterprise Extender only
		HPRPSDLY	“HPRPSDLY” on page 364			HPRPSDLY start option value	Enterprise Extender only
		IDBLK	“IDBLK” on page 364				CPNAME; IDNUM
		IDNUM	“IDNUM” on page 365				CPNAME; IDBLK; PUTYPE=4,5
		INCLUDEOE	“INCLUDEOE” on page 366			NO	
		INCLUDSL	“INCLUDSL” on page 367			YES	XCA only
		IRETRY	“IRETRY” on page 368		G	NO	PUTYPE=1,2
		ISTATUS	“ISTATUS” on page 368		G	ACTIVE	
		LIMRES	“LIMRES” on page 369		G	NO	LIMQSINT; LU 6.2; PUTYPE=1, 2; switched dynamics
		LLERP	“LLERP” on page 370			NOTPREF	Type 2.1; HPR=YES
		LUGROUP	“LUGROUP” on page 371				
		LUSEED	“LUSEED” on page 372				LUGROUP
		MAXDATA	“MAXDATA” on page 372		G	261 (PU type 1) 265 (PU type 2)	see description
		MAXOUT	“MAXOUT” on page 373		G	1	3172 Controller
		MLTGPRI	“MLTGPRI” on page 374			0	

Table 24. Switched major node definition statements and operands (continued)

Name	Definition statement	Operands	Page	Req	Sift effect	Default	Restrictions, dependencies
		MTU	“MTU” on page 375			The value learned from the TCP/IP stack	Enterprise Extender only
		NATIVE	“NATIVE” on page 376		G		BN=YES APPN only
		NETID	“NETID” on page 377				XNETALS
		NN	“NN” on page 378				APPN only
		PASSLIM	“PASSLIM” on page 379		G	1	PUTYPE=1,2
		PDELAY	“PDELAY” on page 379		G	TERRESTR	APPN only
		PRTCT	“PRTCT” on page 380				PUTYPE=4,5
		PUTYPE	“PUTYPE” on page 380		G	2	
		SECNET	“SECNET” on page 383			NO	PUTYPE=1,2
		SECURITY	“SECURITY” on page 384		G	UNSECURE	APPN only
		SPAN	“SPAN” on page 385				NetView
		SUBAREA	“SUBAREA” on page 386			<i>in_xid_value</i>	PUTYPE=4,5
		TGCONF	“TGCONF” on page 387			MULTI,NORMAL	PUTYPE=4, Not valid for X.25
		TGN	“TGN” on page 388				see description
		TGP	“TGP” on page 389		G		APPN only
		TOPO	“TOPO” on page 389			CONNECT	APPN only
		UPARM1	“UPARM1” on page 390		G	128	APPN only
		UPARM2	“UPARM2” on page 390		G	128	APPN only
		UPARM3	“UPARM2” on page 390		G	128	APPN only

Table 24. Switched major node definition statements and operands (continued)

Name	Definition statement	Operands	Page	Req	Sift effect	Default	Restrictions, dependencies
		VERALSID	“VERALSID” on page 391		G	NO	APPN only
		XNETALS	“XNETALS” on page 394			XNETALS start option value	
name	PATH	CALL	“CALL” on page 344			INOUT	GRPNM
		DIALNO	“DIALNO” on page 350				LINENM
		DLCADDR	“DLCADDR” on page 353				LINENM
		DLURNAME	“DLURNAME” on page 355				DLCADDR
		GID	“GID” on page 361				
		GRPNM	“GRPNM” on page 362				CALL VERID VERIFY
		HOSTNAME	“HOSTNAME” on page 362				
		IPADDR	“IPADDR” on page 367				
		LINENM	“LINENM” on page 369				DIALNO DLCADDR
		PID	“PID” on page 379				
		REDDELAY	“REDDelay” on page 381			30	Enterprise Extender only
		REDIAL	“REDIAL” on page 381			3	FOREVER used for Enterprise Extender only
		SAPADDR	“SAPADDR” on page 383				
		SHM	“SHM” on page 385			NO	DIALNO GRPNM
		SHMTIM	“SHMTIM” on page 385			0.0	
		USE	“USE” on page 391			YES	

Table 24. Switched major node definition statements and operands (continued)

Name	Definition statement	Operands	Page	Req	Sift effect	Default	Restrictions, dependencies
		VERID	“VERID” on page 392				GRPNM
		VERIFY	“VERIFY” on page 392			NONE	GRPNM; VERID
name	LU	LOCADDR	“LOCADDR” on page 370	R	G		
		ASLENT	“ASLENT” on page 343		G,P		ASLTAB PUTYPE=1,2
		ASLTAB	“ASLTAB” on page 343		G,P		PUTYPE=1,2
		BATCH	“BATCH” on page 344		G,P	NO	pre-V4R3 NCPs PUTYPE=1,2
		CERTIFY	“CERTIFY” on page 346		P	NO	ENCR
		CKEYNAME	“CKEYNAME” on page 346				
		CLRSESSQ	“CLRSESSQ” on page 346				
		DLOGMOD	“DLOGMOD” on page 355		G,P		PUTYPE=1,2
		ENCR	“ENCR” on page 359		G,P	NONE	
		ENCRTYPE	“ENCRTYPE” on page 359		G,P	DES	
		FASTPASS	“FASTPASS” on page 360		G,P	YES	TSO only
		FEATUR2	“FEATUR2” on page 360		G,P	(DUALCSE, MODEL1, NOEDATS, NOPRINTR, NOSELPEN)	
		ISTATUS	“ISTATUS” on page 368		G,P	ACTIVE	
		LOGAPPL	“LOGAPPL” on page 370		G,P		PUTYPE=1,2
		LOGTAB	“LOGTAB” on page 371		G,P		PUTYPE=1,2
		MAXSESS	“MAXSESS” on page 373		G,P		NCP-attached independent LUs

Table 24. Switched major node definition statements and operands (continued)

Name	Definition statement	Operands	Page	Req	Sift effect	Default	Restrictions, dependencies
		MDLENT	“MDLENT” on page 374		G,P		MDLTAB PUTYPE=1,2
		MDLTAB	“MDLTAB” on page 374		G,P		PUTYPE=1,2
		MODETAB	“MODETAB” on page 375		G,P	ISTINCLM	PUTYPE=1,2
		PACING	“PACING” on page 378		G,P	1	PUTYPE=1,2
		REGISTER	“REGISTER” on page 381		P	see description	APPN only
		RESETLU	“RESETLU” on page 382		P	YES	
		RESSCB	“RESSCB” on page 383			0	independent LU
		SPAN	“SPAN” on page 385				NetView
		SSCPFM	“SSCPFM” on page 386		G,P	FSS	PUTYPE=1,2
		TERM	“TERM” on page 387		G,P		PUTYPE=1,2
		USSTAB	“USSTAB” on page 391		G,P	ISTINCDT	PUTYPE=1,2; dependent LUs
		VPACING	“VPACING” on page 393		G,P	2	PUTYPE=1,2

Legend:

R

Required operand.

G

Code this operand on the higher-level GROUP definition statement to take advantage of the sift effect, or code it on this definition statement.

P

Code this operand on the higher-level PU definition statement to take advantage of the sift effect, or code it on this definition statement.

Restriction: The MAXDLUR, MAXGRP, and MAXNO keywords on the VBUILD definition statement and the MAXPATH keyword on the PU definition statement are obsolete. If these keywords are defined, the values are not checked and the keywords are ignored. No messages are issued.

Switched major node coding notes

This information contains coding notes for the switched major node.

Enterprise Extender connections

VBUILD definition statement

Code a VBUILD definition statement for each switched major node.

PU definition statement

Code a PU definition statement for each physical unit in the switched major node.

PATH definition statement

Code a PATH definition statement to define a path to a physical unit in a switched major node. You can code up to 256 PATH definition statements for each physical unit. The PATH definition statement must immediately follow the PU definition statement that defines the associated physical unit. VTAM searches the PATH definition statements for an available path in the order given in the configuration deck.

Use the DWACT operand to enable automatic dialing of the PU when it is activated by specifying DWACT=YES. Enable the PU to be redialed automatically in the event of a dial failure by use of the REDIAL and REDDELAY operands. If you also would like redial to be attempted (using the REDIAL and REDDELAY specifications) in the event of a connection INOP, specify DWINOP=YES. See [“Switched major node operand descriptions”](#) on page 342 for details.

The IPADDR keyword specifies the remote IP address for a dial-out connection. If the remote APPN node is a z/OS Communications Server node, the address must be the VIPA address the remote node is currently using for the Enterprise Extender connections. For example, the VIPA address specified or defaulted to on the IPADDR VTAM start option or modified by the F VTAMOPTS, IPADDR operator command.

The HOSTNAME keyword specifies the name of the remote (destination) host name for a dial-out connection. IPADDR and HOSTNAME keywords are mutually exclusive. Use of this keyword implies that the local z/OS CS node can perform TCP/IP name-to-address resolution, either by connectivity to a DNS name server, or by using a local hosts file such as HOSTS.SITEINFO or /etc/ipnodes. If the host name is specified and cannot be resolved, the dial will fail. For more information, see [z/OS Communications Server: IP Configuration Guide](#). The DNS name servers and local hosts files must be configured to only return VIPA addresses if the name represents a z/OS CS APPN node, and the VIPA address returned must be one that is usable for Enterprise Extender connections on the remote VTAM node. For information about displaying information on networks and hosts, see [z/OS Communications Server: IP User's Guide and Commands](#).

In order to use HOSTNAME, VTAM will use the system-wide resolver function. If you intend for the resolver to use a name server to resolve HOSTNAME, the resolver will use the TCPIP.DATA file to determine the IP addresses of name server(s) to use. TCPIP.DATA also contains other necessary information such as the local domain name, local host name, and so on. If you intend to use a local hosts file instead of a name server, there is a specific search order used to find the correct data set. See [z/OS Communications Server: IP Configuration Guide](#) for information on the search order for local hosts files.

In order to use HOSTNAME, VTAM must be able to find one or more TCPIP definition files. This is done by way of the Native MVS Sockets resolver. Do not confuse this with the LE Resolver, sometimes referred to as the z/OS Resolver. If you intend to use a name server to resolve HOSTNAME, VTAM must be able to find the TCPIP.DATA file, which in turn, contains the IP addresses of name servers to use. It also contains other necessary information such as the local domain name, local host name, etc. If you intend to use a local HOST table instead of a name server, there also is a specific search order to find this data set. See [z/OS Communications Server: IP Configuration Guide](#) for information on the [search order for Local Hosts tables](#).

Note: These data sets cannot be concatenated like many MVS data sets can.

The SAPADDR keyword specifies the remote service access point (RSAP) value.

For predefined Enterprise Extender connections, coding a PATH definition statement with GRPNM allows an incoming call to prefer one switched PU over another. When the GROUP name, associated with the line selected for the inbound call, matches the GRPNM on the switched PATH, the switched PU associated with the PATH is preferred over another switched PU that does not match, or does not have a PATH definition statement coded.

Note: The GRPNM keyword ties the switched major node PATH statement to the XCA major node. The name on the XCA GROUP statement must match the value on the GRPNM in the SMN PATH.

LU definition statement

Code an LU definition statement for each logical unit associated with a type 1 or 2 physical unit within a switched major node. The LU definition statement must follow the PU definition statement that defines the physical unit with which the logical unit is associated.

Dynamic change of operands

You can dynamically change the following switched major node operands by editing the VTAMLST and then issuing the VARY ACT,UPDATE=ALL command. You can specify the new operand value on a higher-level definition statement for sifting, if applicable.

ADDR	LUGROUP
ANS	LUSEED
ASDP	MAXDATA
ASLENT	MAXOUT
ASLTAB	MAXSESS
BATCH	MDLENT
CALL	MDLTAB
CAPACITY	MODETAB
CONNTYPE	MTU
COSTBYTE	NN
COSTTIME	PACING
CPCP	PASSLIM
DATMODE	PDELAY
DIALNO	PID
DISCNT	PUTYPE
DLCADDR	REDDELAY
DLOGMOD	REDIAL
DLURNAME	REGISTER
DYNADJCP	SAPADDR
DYNLU	SECURITY
EEVERIFY	SECNET
ENCR	SHM
ENCRTYPE	SHMTIM
FASTPASS	SSCPFM
FEATUR2	TERM
GID	TGP
GRPNM	TOPO
HOSTNAME	UPARM1
HPREEARB	UPARM2
HPRPSDLY	UPARM3
IDBLK	USE
IDNUM	USSTAB
IPADDR	VERALSID
IRETRY	VERID
ISTATUS	VERIFY
LIMRES	VPACING
LINENM	
LOCADDR	
LOGAPPL	
LOGTAB	

In addition to the above VTAM operands, you can also dynamically change the following NCP operands, which are passed to the NCP during switched PU connection. For information on these operands, see the *NCP, SSP, and EP Resource Definition Reference*.

- COMRATE
- DLCI
- DYNWIND
- HPRQLIM
- INTERFACE
- IPQLIM
- LADDR
- SNETMASK
- T1TIMER

- T2TIMER

To dynamically change an operand on the PU or LU statement, the resource to which it applies must be inactive. For instance, an operand on an LU definition statement that receives its value from a PU definition statement can be dynamically changed only when the LU is inactive; the PU can remain active.

You can dynamically change the operands associated with a PATH statement or tables (ASLTAB, LOGTAB, MDLTAB, MODETAB, and USSTAB) when the PU is active, connectable, or inactive. You cannot change the PATH operands when the PU is in pending state.

See *z/OS Communications Server: SNA Operation* and the *z/OS Communications Server: SNA Network Implementation Guide* for more information on the VARY ACT,UPDATE=ALL command.

Note: For a switched major node, you cannot add APPN capability or SDDL support to a PU with the dynamic change function. If a PU has not been coded as APPN-capable, you cannot add the APPN operands to it. Likewise, if you have not coded LUGROUP (which allows SDDL support) on a PU definition statement, you cannot add it with dynamic change.

NODETYPE start option

The NODETYPE start option allows APPN function. The combination of NODETYPE and the HOSTSA start option determines the various configurations of subarea node, interchange node, migration data host, network node, or end node.

Note that if you do not code the NODETYPE start option, any APPN operands you code in this major node are ignored.

XCA and NCP connections

VBUILD definition statement

Code a VBUILD definition statement for each switched major node.

PU definition statement

Code a PU definition statement for each physical unit in the switched major node. Operands specified on a PU definition statement override any specified under the NCP.

PATH definition statement

Code a PATH definition statement to define a path to a physical unit in a switched major node. You can code up to 256 PATH definition statements for each physical unit. The PATH definition statement must immediately follow the PU definition statement that defines the associated physical unit. VTAM searches the PATH definition statements for an available path in the order given in the configuration deck.

A PATH definition statement is required if data terminal equipment (DTE) ID verification or call selection is to be used on an incoming call.

LU definition statement

Code an LU definition statement for each logical unit associated with a type 1 or 2 physical unit within a switched major node. The LU definition statement must follow the PU definition statement that defines the physical unit with which the logical unit is associated.

Dynamic change of operands

You can dynamically change the following switched major node operands by editing the VTAMLST and then issuing the VARY ACT,UPDATE=ALL command. You can specify the new operand value on a higher-level definition statement for sifting, if applicable.

ADDR	LUGROUP
ANS	LUSEED
ASDP	MAXDATA
ASLENT	MAXOUT
ASLTAB	MAXSESS
BATCH	MDLENT
CALL	MDLTAB
CAPACITY	MODETAB
CONNTYPE	NN
COSTBYTE	PACING
COSTTIME	PASSLIM
CPCP	PDELAY
DATMODE	PID
DIALNO	PUTYPE
DISCNT	REDDELAY
DLCADDR	REDIAL
DLOGMOD	REGISTER
DLURNAME	SECURITY
DYNADJCP	SECNET
DYNLU	SHM
ENCR	SHMTIM
ENCRTYPE	SSCPFM
FASTPASS	TERM
FEATUR2	TGP
GID	TOPO
GRPNM	UPARM1
IDBLK	UPARM2
IDNUM	UPARM3
IPRESOLV	USE
IRETRY	USSTAB
ISTATUS	VERALSID
LIMRES	VERID
LINENM	VERIFY
LOCADDR	VPACING
LOGAPPL	
LOGTAB	

In addition to the above VTAM operands, you can also dynamically change the following NCP operands, which are passed to the NCP during switched PU connection. For information on these operands, see the *NCP, SSP, and EP Resource Definition Reference*.

- COMRATE
- DLCI
- DYNWIND
- HPRQLIM
- INTERFACE
- IPQLIM
- LADDR
- SNETMASK

- T1TIMER
- T2TIMER

To dynamically change an operand on the PU or LU statement, the resource to which it applies must be inactive. For instance, an operand on an LU definition statement that receives its value from a PU definition statement can be dynamically changed only when the LU is inactive; the PU can remain active.

You can dynamically change the operands associated with a PATH statement or tables (ASLTAB, LOGTAB, MDLTAB, MODETAB, and USSTAB) when the PU is active, connectable, or inactive. You cannot change the PATH operands when the PU is in pending state.

See [z/OS Communications Server: SNA Operation](#) and the [z/OS Communications Server: SNA Network Implementation Guide](#) for more information on the VARY ACT,UPDATE=ALL command.

Note: For a switched major node, you cannot add APPN capability or SDDL support to a PU with the dynamic change function. If a PU has not been coded as APPN-capable, you cannot add the APPN operands to it. Likewise, if you have not coded LUGROUP (which allows SDDL support) on a PU definition statement, you cannot add it with dynamic change.

NODETYPE start option


Note that if you do not code the NODETYPE start option, any APPN operands you code in this major node are ignored.

The NODETYPE start option allows APPN function. The combination of NODETYPE and the HOSTSA start option determines the various configurations of subarea node, interchange node, migration data host, network node, or end node.

XCA and NCP connections full syntax

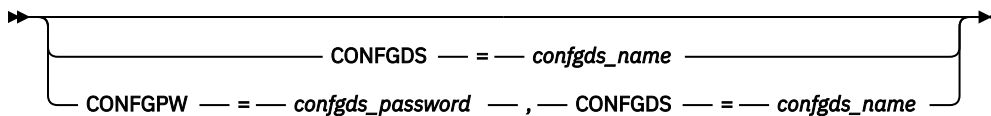
The full syntax for the switched major node follows. The syntax for each operand is repeated in [“Switched major node operand descriptions”](#) on page 342.

VBUILD


➤  *name*

➤ VBUILD ➤

➤ TYPE — = — SNET ➤

➤  CONFIGDS — = — *configds_name*
CONFIGPW — = — *configds_password* , — CONFIGDS — = — *configds_name*

GROUP

➤  *name*

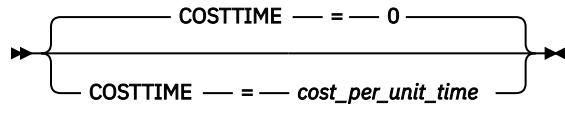
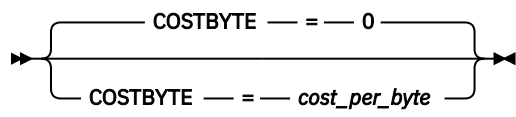
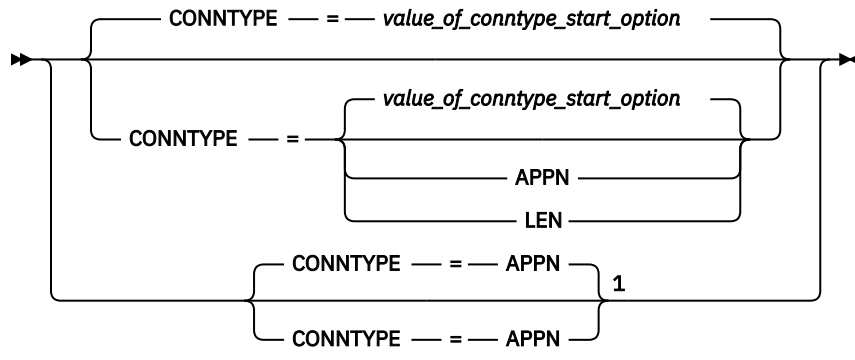
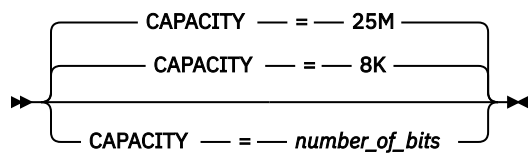
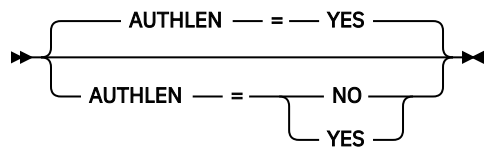
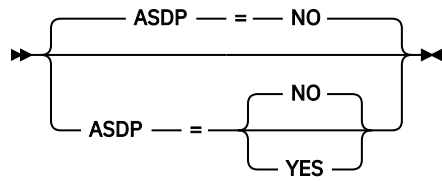
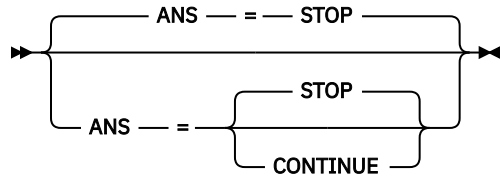
➤ GROUP ➤

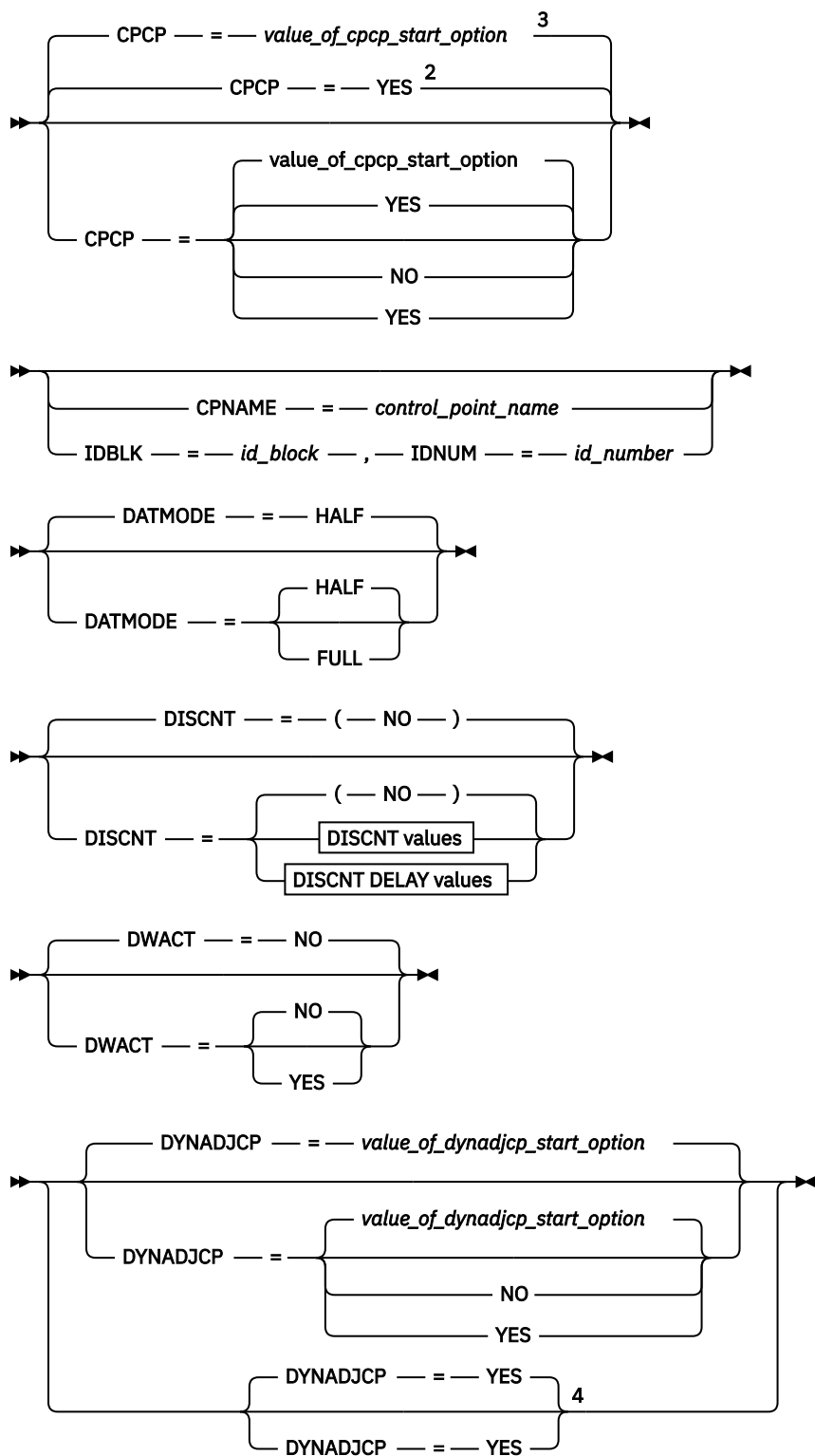
PU

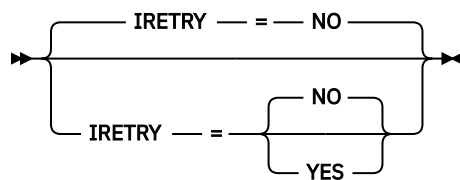
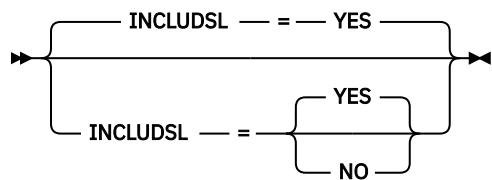
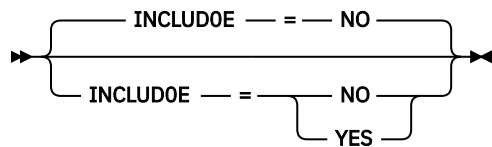
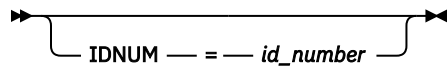
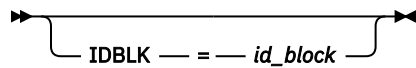
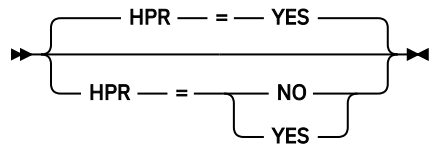
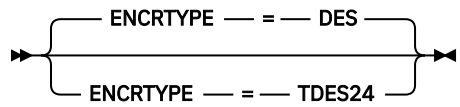
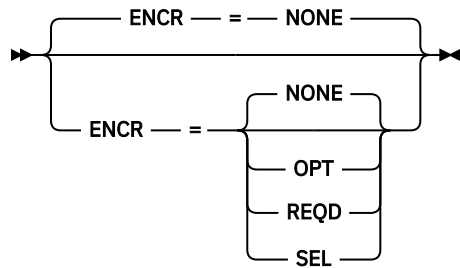
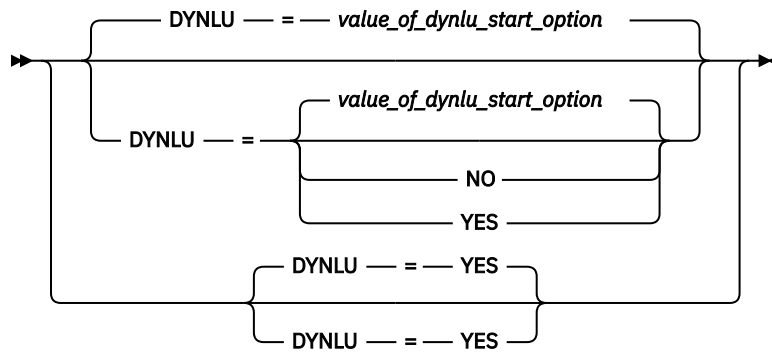
➤ *name* ➤

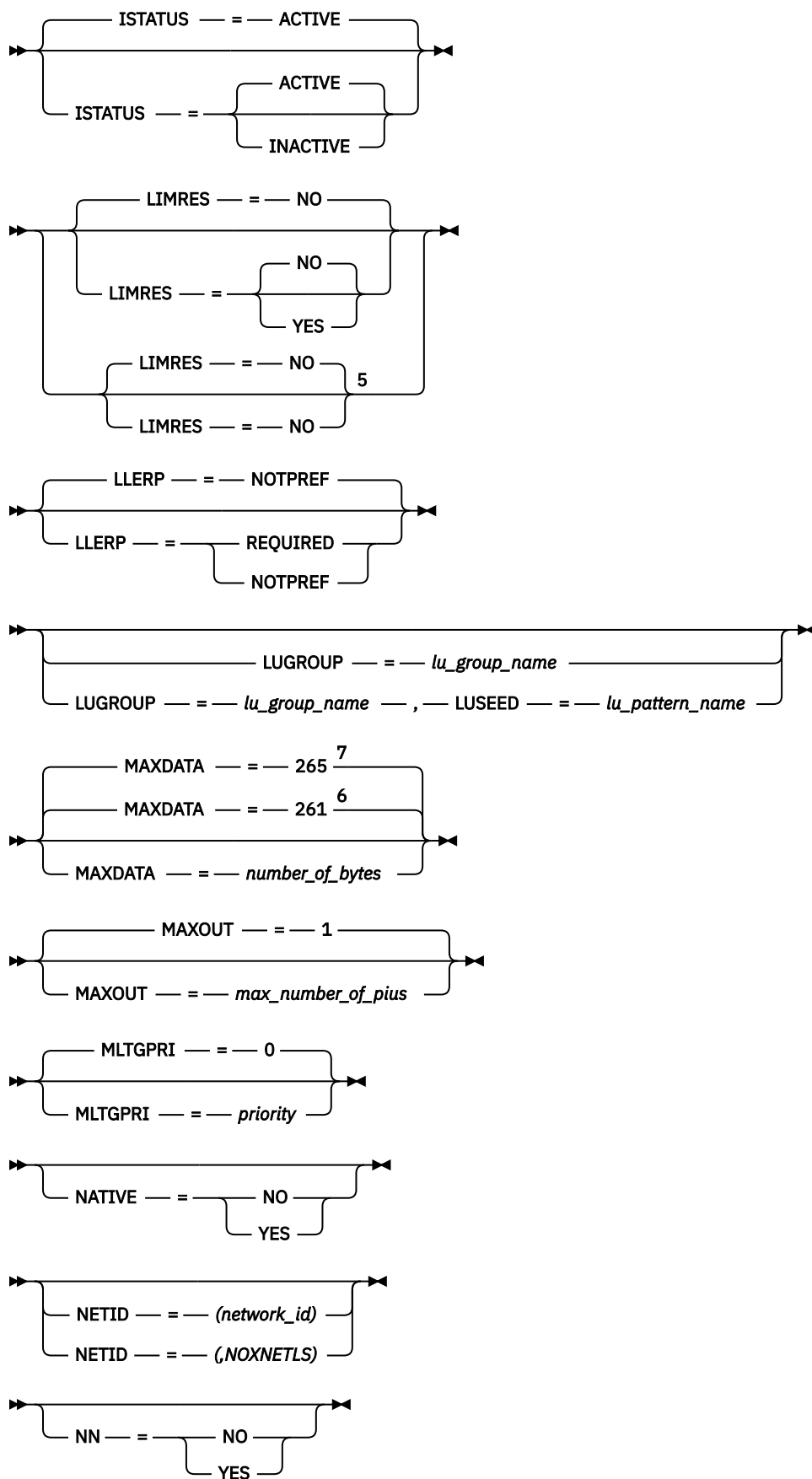
➤ PU ➤

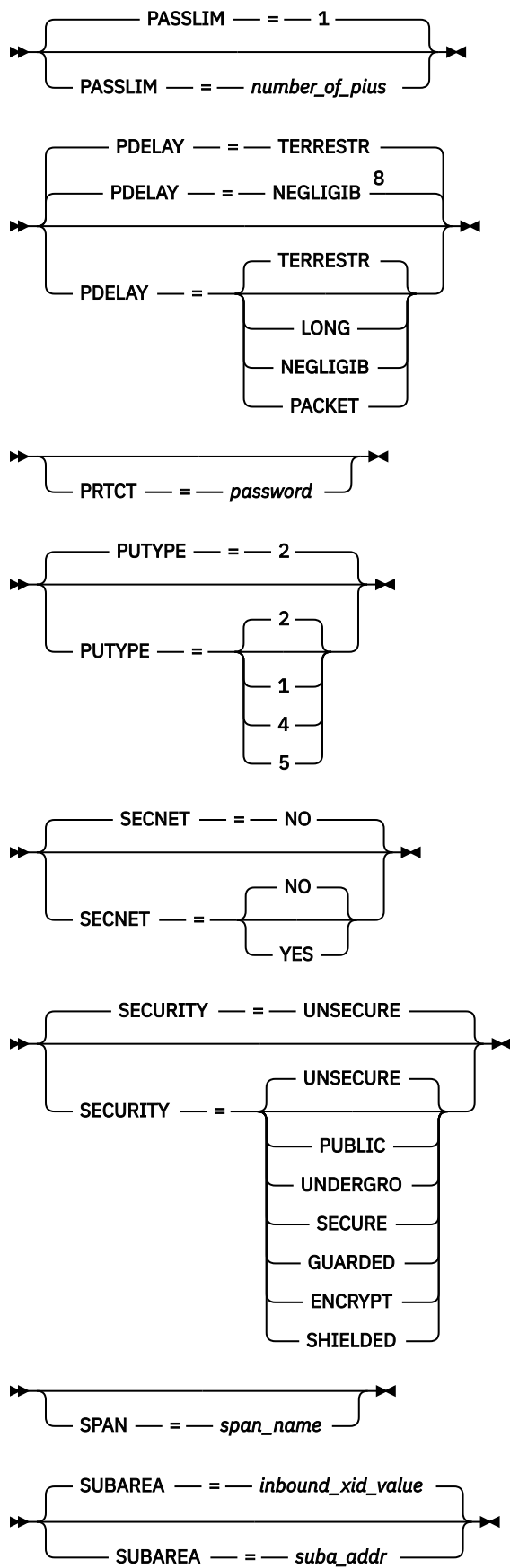
➡➡ ADDR — = — *link_station_address* ➡➡

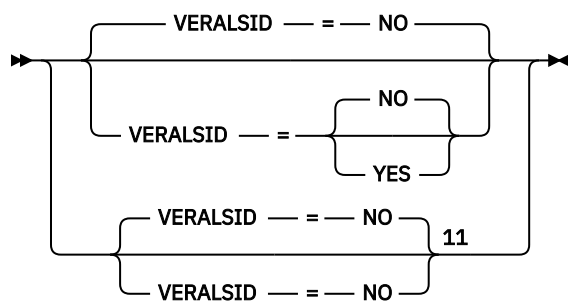
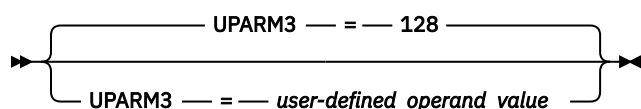
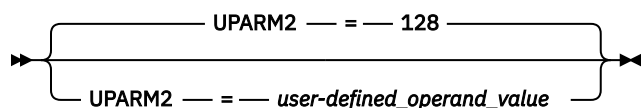
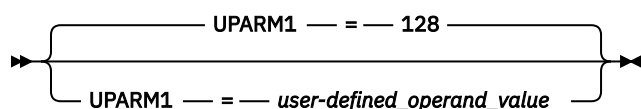
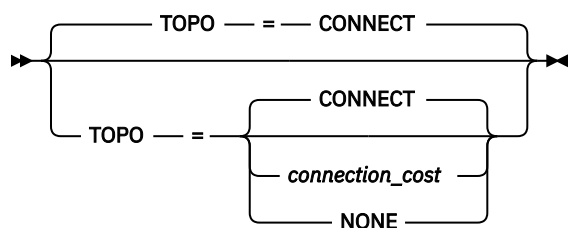
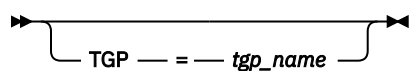
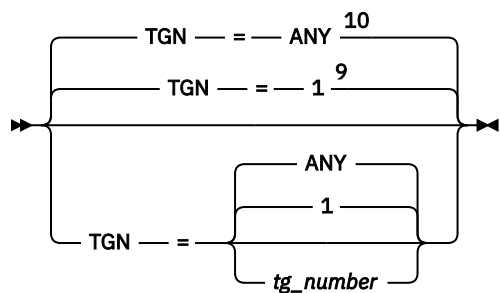
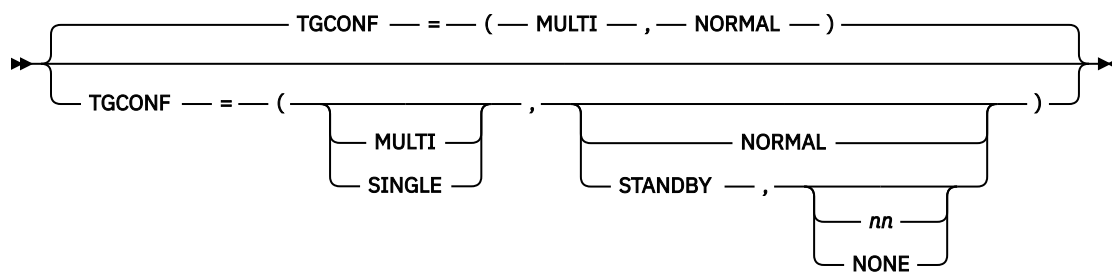


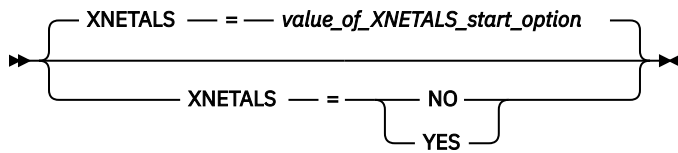




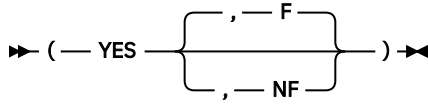




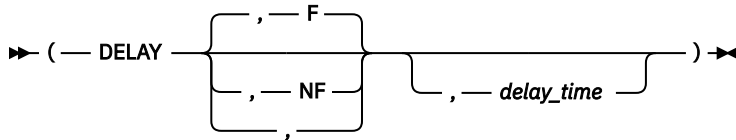




DISCNT values




DISCNT DELAY values



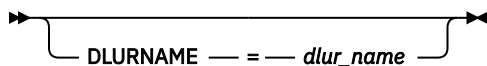
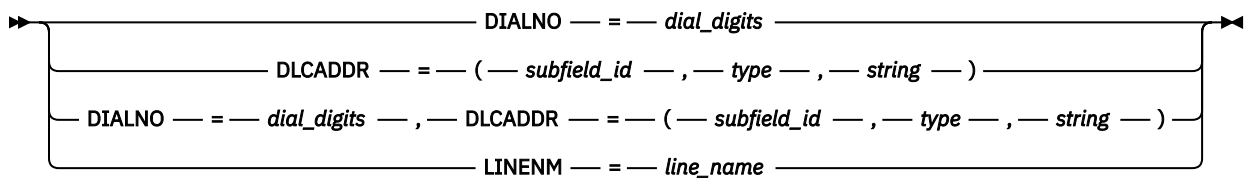
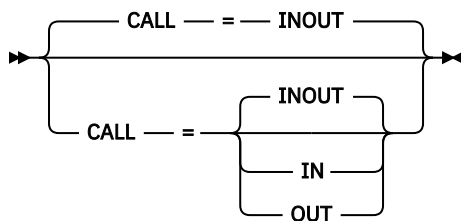
Notes:

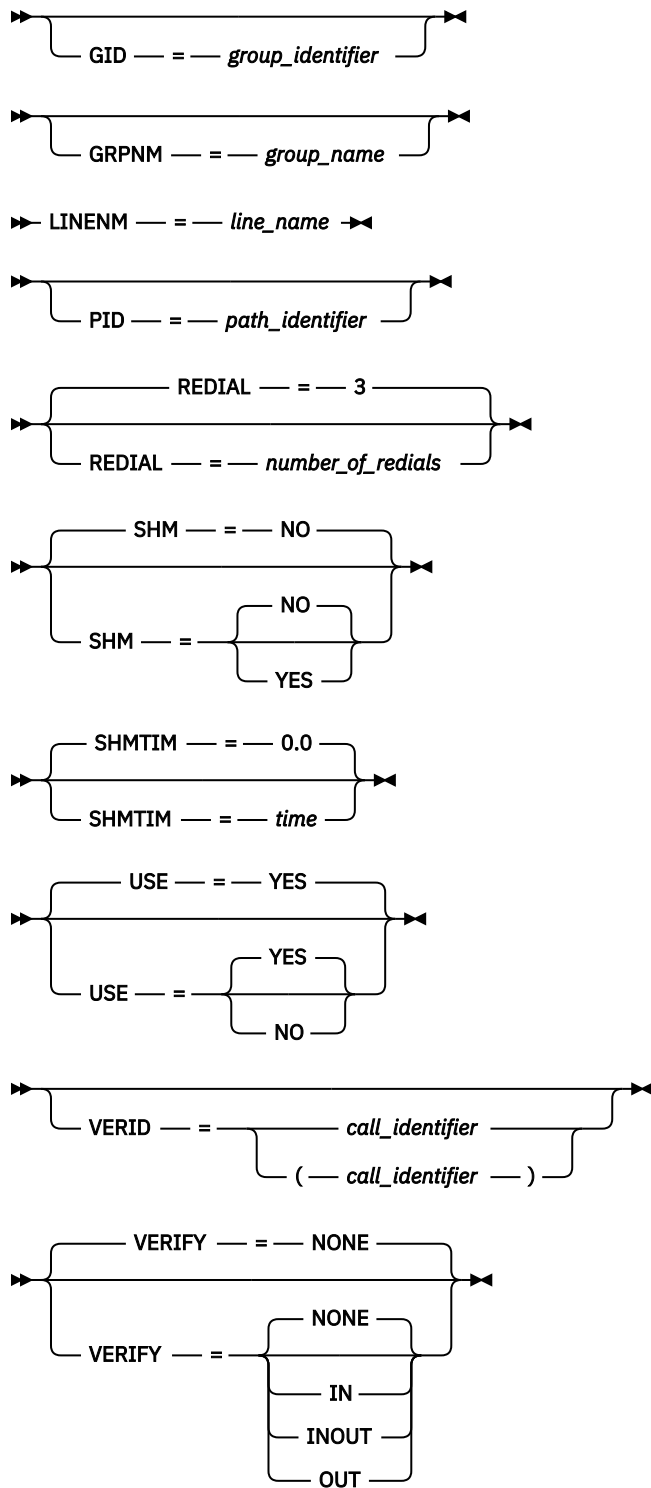
- ¹ CONNTYPE=APPN is the only valid value if the TRLE operand is coded.
- ² CPCP defaults to YES for the model RTP PU.
- ³ CPCP defaults to the value of the CPCP start options for all PUs except the model RTP PU.
- ⁴ DYNADJCP=YES is the only valid value if the TRLE operand is coded.
- ⁵ LIMRES=NO is the only valid value if the TRLE operand is coded.
- ⁶ MAXDATA defaults to 261 when PUTYPE=1 is coded.
- ⁷ MAXDATA defaults to 265 when PUTYPE=2 is coded.
- ⁸ NEGLIGIB is the default if the TRLE operand is coded.
- ⁹ TGN defaults to 1 for subarea.
- ¹⁰ TGN defaults to ANY for APPN.
- ¹¹ VERALSID=NO is the only valid value if the TRLE operand is coded.

PATH



PATH





LU

- *name* ➤
- LU ➤
- LOCADDR — = — *address* ➤

ASLENT — = — *associated_lu_table_entry_name*

ASLTAB — = — *associated_lu_table_name*

BATCH — = — NO

BATCH — = — NO

BATCH — = — YES

CERTIFY — = — NO

CERTIFY — = — NO

CERTIFY — = — YES

CKEYNAME — = — *name*

CKEYNAME — = — *crypto_key_name*

CLRSESSQ — = — NO

CLRSESSQ — = — NO

CLRSESSQ — = — YES

DLOGMOD — = — *default_logon_mode_table_entry_name*

ENCR — = — NONE

ENCR — = — NONE

ENCR — = — OPT

ENCR — = — REQD

ENCR — = — SEL

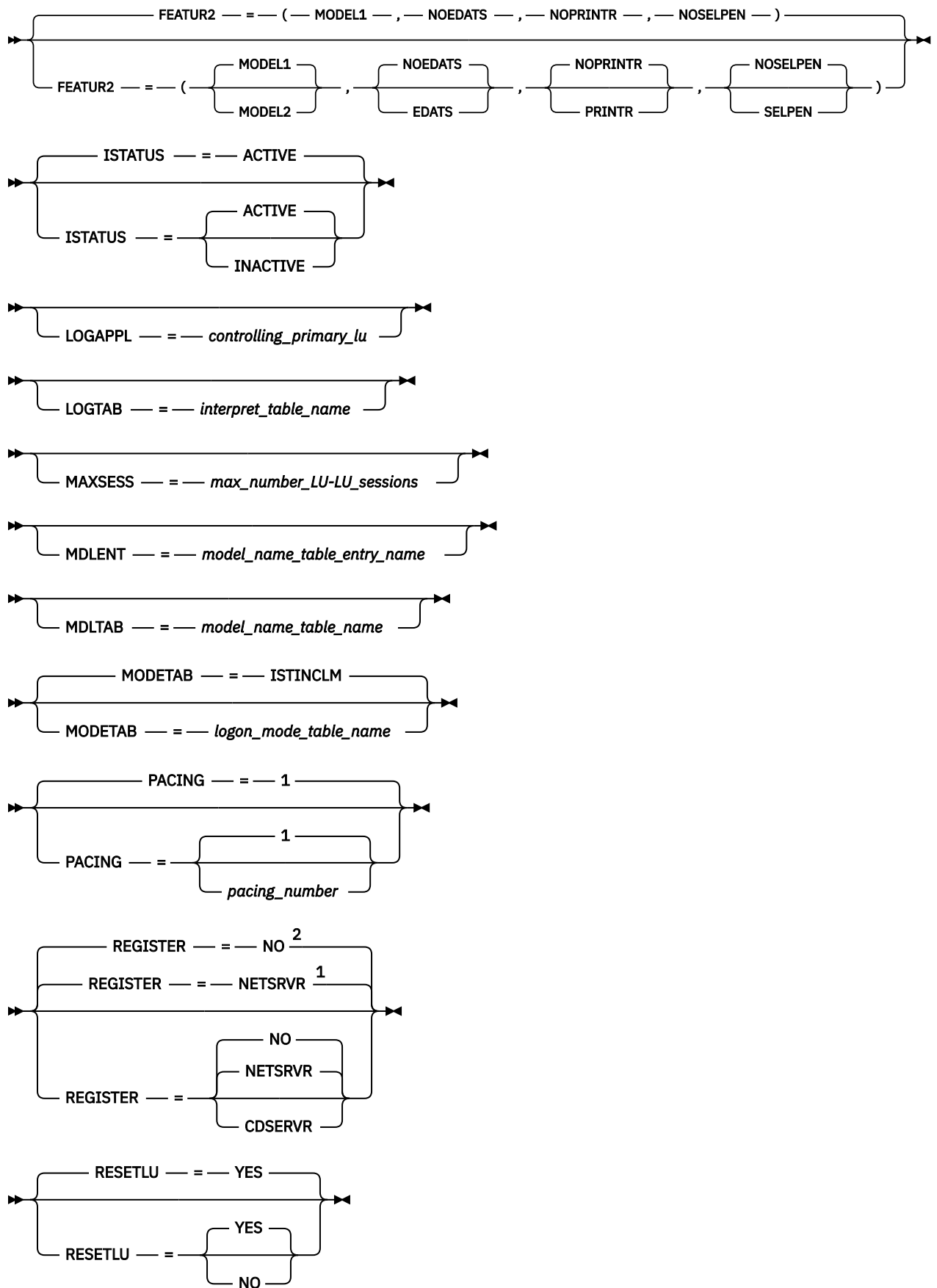
ENCRTYPE — = — DES

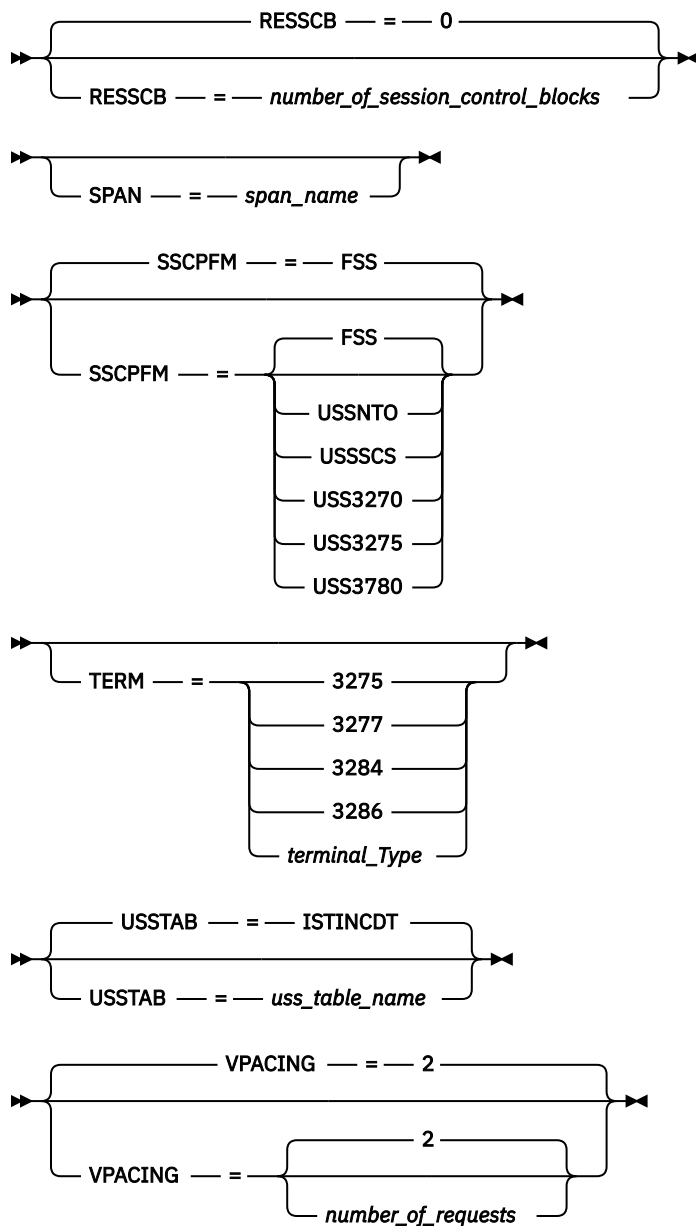
ENCRTYPE — = — TDES24

FASTPASS — = — YES

FASTPASS — = — YES

FASTPASS — = — NO





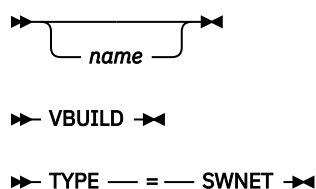
Notes:

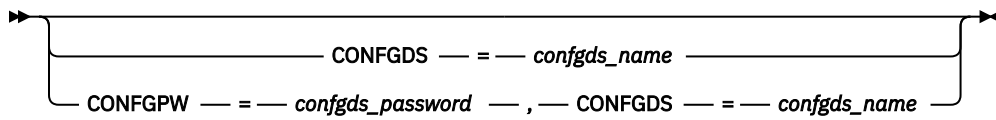
- ¹ REGISTER defaults to NETSRVR for dependent LUs.
- ² REGISTER defaults to NO for independent LUs.

Enterprise Extender connections - full syntax

The full syntax for the switched major node follows. The syntax for each operand is repeated in [“Switched major node operand descriptions”](#) on page 342.

VBUILD

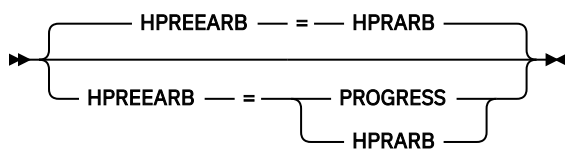
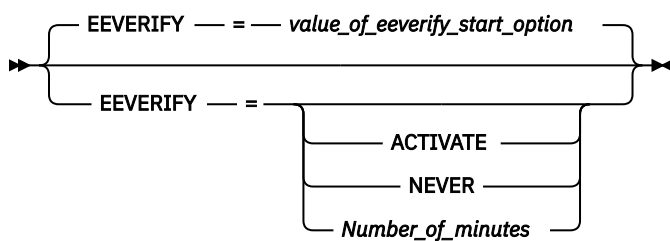
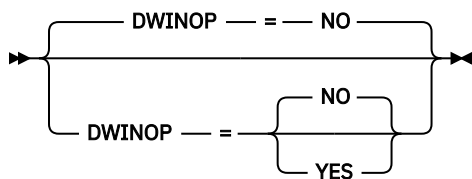
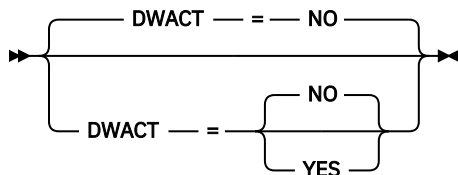
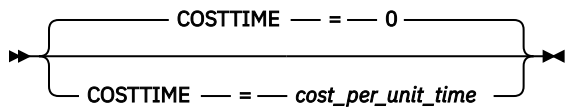
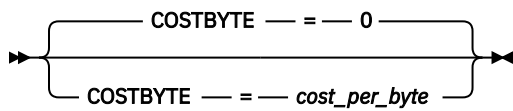
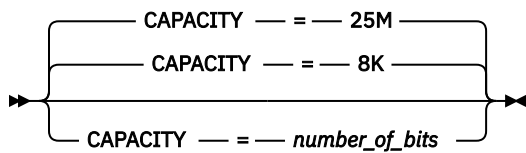


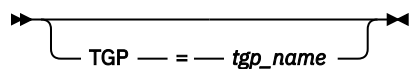
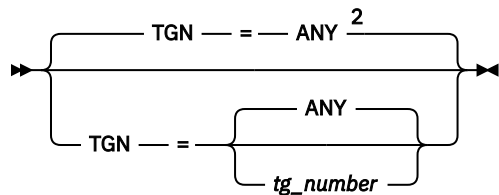
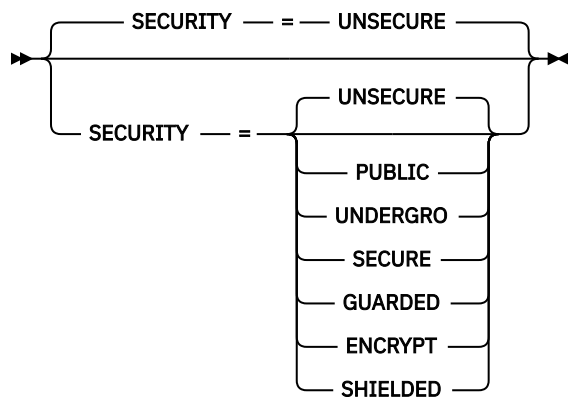
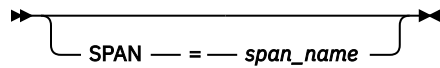
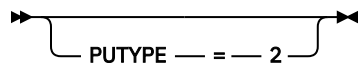
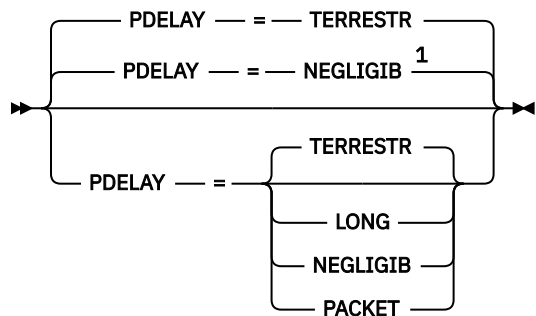
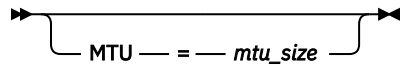
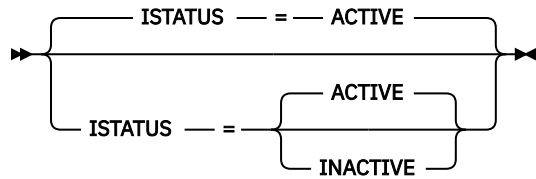
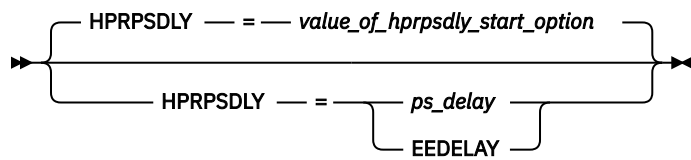


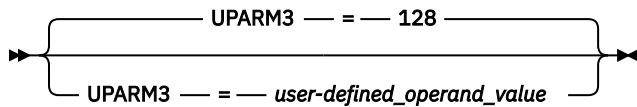
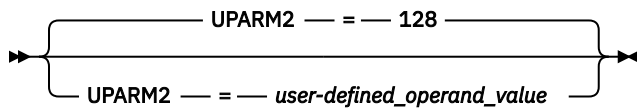
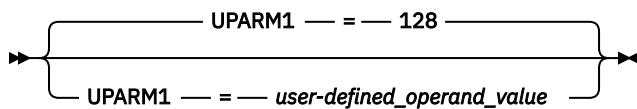
PU

➤ *name* ➤

➤ PU ➤

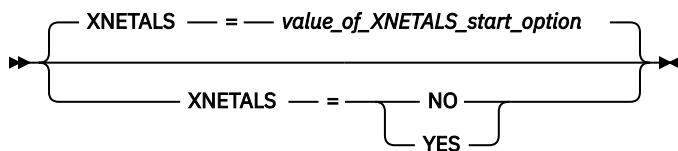







Notes:

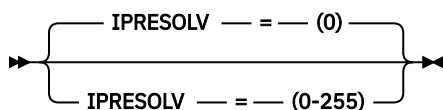
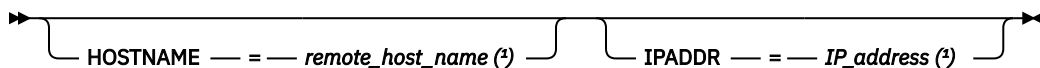
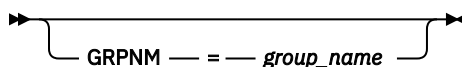
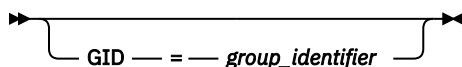
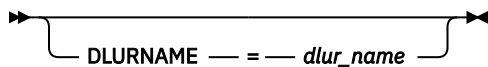
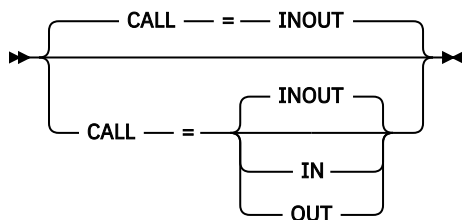
- ¹ NEGLIGIB is the default if the TRLE operand is coded.
- ² TGN defaults to ANY for APPN.



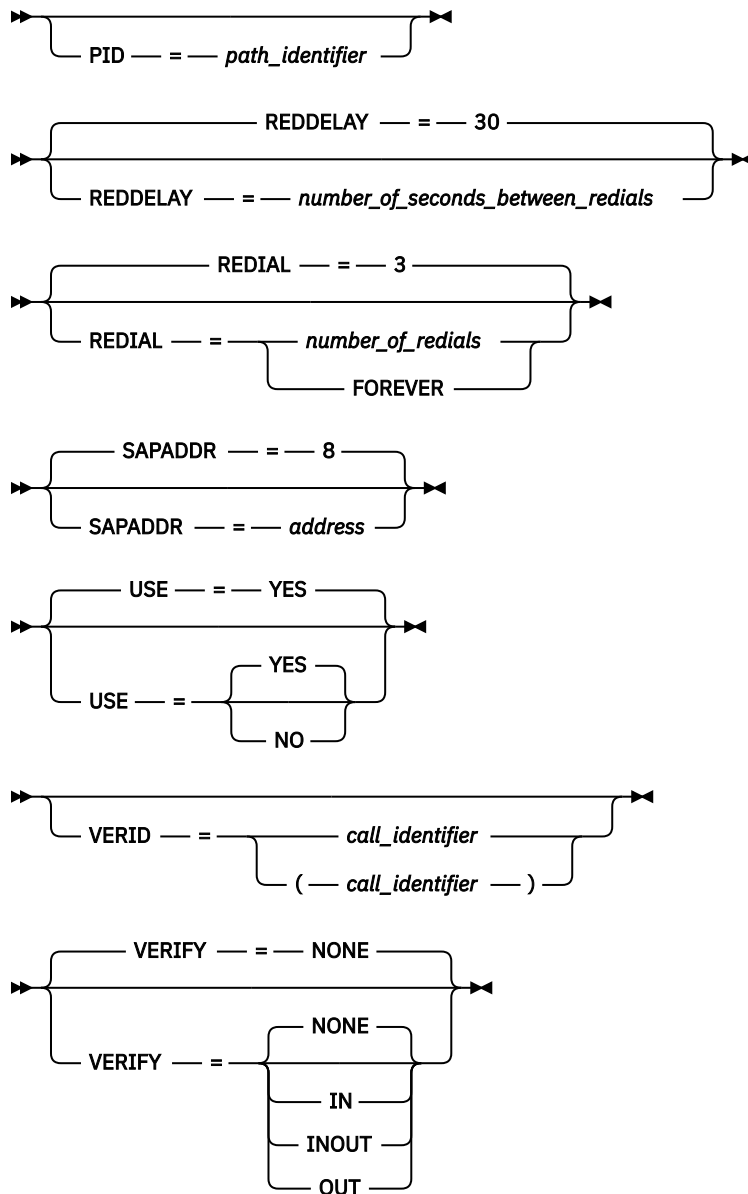
PATH



➤ PATH ➤



➤ LINENM — = — *line_name* ➤



Note:

1. HOSTNAME and IPADDR are mutually exclusive, however, IPADDR is used if both are specified.

Local (source) and remote (destination) service access point determination

The local (source) service access points (SAPs) and remote (destination) SAPs are determined as follows:

SAP type	Predefined TGs	Connection network
Local SAP	XCA major node SAPADDR keyword on PORT statement. Default is 4.	XCA major node, SAPADDR on PORT statement.
Remote SAP	Switched major node, SAPADDR keyword on PATH statement. Default is 8.	Learned during connection.

Note:

1. These SAP pairs are used in LDLC signals.

2. For more information on SAP pairs see [z/OS Communications Server: SNA Network Implementation Guide](#).

Switched major node operand descriptions

The following information describes the operands you can code for the switched major node.

ADDR

➤ ADDR — = — *link_station_address* ➤

statements:

PU

dependencies:

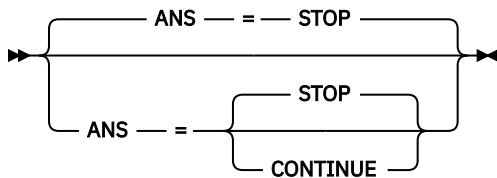
non-switched connections

Specifies the hexadecimal SDLC station address for the physical unit. You can specify one or two hexadecimal digits for ADDR. For example, if the address is X'03', you can code ADDR=03 or ADDR=3.

This address is required for all physical units attached through SDLC lines and X.25 networks.

This operand is ignored for switched subarea connections.

ANS



statements:

GROUP, PU

dependencies:

none

Note: This operand is valid for subarea and PU Type 2 connections.

Determines whether the physical unit continues to operate when the NCP enters automatic network shutdown. The value coded on this statement overrides whatever value you code on the ANS definition statement for the NCP.

For switched subarea connections, this operand specifies whether a switched subarea connection over lines attached to this physical unit should remain active or be dropped when the owning SSCP is lost. This is used only on a PU definition statement that defines a subarea physical unit that is connected to a link station within an NCP.

ANS=CONTINUE (or CONT)

Indicates that the LU-LU sessions are to continue.

Code ANS=CONTINUE if the terminal participates in XRF sessions.

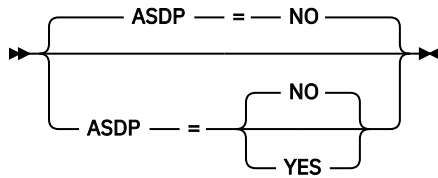
When a session is continued and takeover occurs, if the LU taken over is a dependent logical unit, it must support ACTLU(ERP) or the session is terminated during takeover processing. An independent logical unit does not receive ACTLU, so this restriction does not apply.

Note that there are several restrictions for session continuity in certain configurations. For information on these restrictions, see [z/OS Communications Server: SNA Network Implementation Guide](#).

ANS=STOP

Indicates that the connection should be dropped.

ASDP



statements:

GROUP, PU

dependencies:

none

Specifies whether an application can supply dial information and other parameters for a dial-out switched connection for this PU.


ASDP=NO

Indicates that an application cannot supply dial information.

ASDP=YES

Indicates that an application can supply dial information.

ASLENT



statements:

GROUP, PU, LU


dependencies:

ASLTAB; PUTYPE=1,2

Specifies the name of the associated LU table entry to be used for this logical unit.

If you code the ASLENT operand, you must also code the ASLTAB operand. If you omit ASLENT and include ASLTAB, VTAM uses the first entry in the associated LU table by default.

ASLTAB



statements:

GROUP, PU, LU

dependencies:

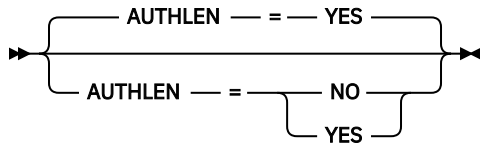
PUTYPE=1 or 2

Specifies the name of the associated LU table to be used for the logical unit. See [“Associated LU table” on page 655](#) for a description of how to define an associated LU table.

If you omit the ASLTAB operand, VTAM will not provide the names of associated logical units to the application during LU-LU session initiation. However, you can provide the associated LU names in other ways. You can enter them from the terminal on the PRINTER1 and PRINTER2 operands of the LOGON command, or VTAM can send them to the application in a formatted session-initiation request. See [“LOGON command” on page 748](#) for more information on the PRINTER1 and PRINTER2 operands of the LOGON command.

The operator can use the MODIFY TABLE command to dynamically replace an associated LU table (ASLTAB). See [z/OS Communications Server: SNA Operation](#) for more information about the MODIFY TABLE command.

AUTHLEN



statements:

GROUP,PU

dependencies:

Type 2.1; APPN only

Specifies whether VTAM should pass the transmission priority field specified by this PU to another PU.

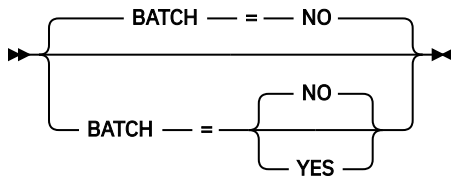
AUTHLEN=NO

VTAM will not pass the specified transmission priority, instead the default priority of medium will be passed.

AUTHLEN=YES

VTAM will pass the specified transmission priority.

BATCH



statements:

GROUP, PU, LU

dependencies:

PUTYPE=1 or 2; pre-V4R3 NCPs only

Specifies the processing priority that the NCP uses for the logical unit.

BATCH=NO

BATCH=NO means a high priority (suitable for interactive application programs).

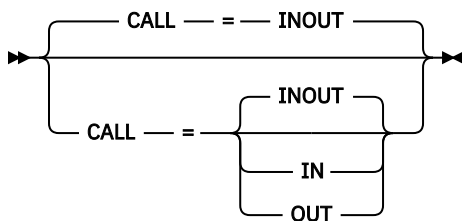
BATCH=YES

BATCH=YES means a low priority.

Note: This operand applies to pre-V4R3 NCPs only. If you code the BATCH operand and the NCP is V4R3 or later, the operand is ignored.

See the *NCP, SSP, and EP Resource Definition Reference* for more information about this operand.

CALL



statements:

PATH

dependencies:

GRPNM

Specifies whether inbound and outbound calls are to be supported by this PATH definition statement. If all PATH definition statements for this physical unit specify CALL=INOUT, an inbound call is accepted from any switched line group. If you specify call selection (CALL=IN or CALL=OUT) on any PATH definition statement, an inbound call is accepted only if it is using a line group for which there is a PATH definition statement that specifies CALL=IN or CALL=INOUT. Therefore, if one PATH definition statement specifies call selection, all valid PATHs (inbound and outbound) must be defined.

If you specify CALL, GRPNM is required.

If CALL=OUT or CALL=INOUT, either DIALNO or LINENM is required.

CALL=IN

Specifies that inbound calls can be accepted but outbound calls cannot be made using this PATH definition statement.

CALL=INOUT

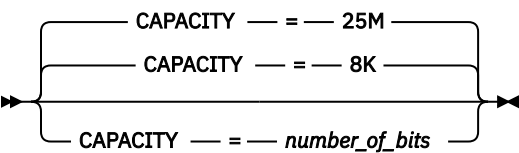
Specifies that inbound calls can be accepted and outbound calls can be made using this PATH definition statement.

CALL=OUT

Specifies that outbound calls can be made but no inbound calls can be accepted using this PATH definition statement.

Note: See the description of the VERIFY operand if you specify both CALL and VERIFY.

CAPACITY



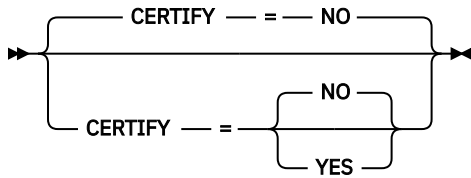
<i>statements:</i>	<i>GROUP, PU</i>
<i>dependencies:</i>	<i>APPN only</i>
<i>range:</i>	<i>1 - 1000Kb</i>
	<i>1 - 1000Mb</i>
	<i>1 - 100Gb</i>

Specifies the effective capacity of the link that comprises the transmission group (TG). Specify the value in Kb per second (for example, 100K), Mb per second (for example, 100M), or Gb per second (for example, 10G). This number approximates the bits per second that the link can transmit (the transmission rate of the link, times the maximum load factor expressed as a percentage).

Note:

1. Because the value for capacity is represented as a single byte, the precision of the specified number of bits might be lost. For example, numbers that are close (such as 100K and 101K) can be interpreted by VTAM, and displayed, as the same value. See [Table 34 on page 444](#) for a list of CAPACITY values you can specify and their corresponding values when displayed.

CERTIFY



statements: PU, LU

dependencies: CERTIFY is ignored unless ENCR is also active. Before enabling the CERTIFY function, ensure that the device or software providing the partner's LU support also supports the CERTIFY function.

Specifies whether VTAM on behalf of the application program will verify authentication.

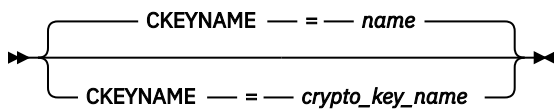
CERTIFY=YES

Specifies SLU authentication (verifying the SLU is using the same cryptographic key as the PLU) is to be performed by the PLU.

CERTIFY=NO

Specifies no SLU authentication (not verifying the SLU is using the same cryptographic key as the PLU) is to be performed by the PLU.

CKEYNAME



statements: LU

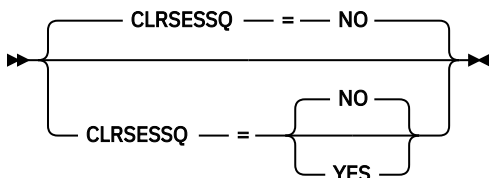
dependencies: dependent LUs only

Specifies the name of the key-encrypting key (KEK) in the cryptographic key data set (CKDS) for the LU. Use CKEYNAME to encipher the session key that is sent in the BIND to the LU when a cryptographic session is established. CKEYNAME has the same format and restrictions as other VTAM *names*. For information on naming conventions, see [“Format of definition statements”](#) on page 6.

If you do not specify CKEYNAME, the cryptographic key name defaults to the name on the LU definition statement.

Note: Independent LUs will ignore the CKEYNAME keyword and use their default name.

CLRSESSQ



statements: LU

Specifies whether a dependent LU is forced into an inhibited session state when the LU is disabled. When the LU is enabled, it is returned to normal status. Sessions, however, are not connected.

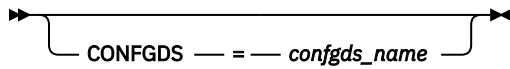
CLRSESSQ=YES

Specifies that the LU is forced into an inhibited session state. Both active and pending sessions are removed from the session queue.

CLRSESSQ=NO

Specifies that the LU is not forced into inhibited session state. This is the default.

CONFGDS



statements:

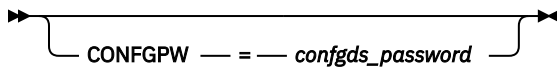
VBUILD

dependencies:

none

Specifies a 1–8 character data definition name that identifies the configuration restart data set defined by the user for this major node. Include a DD statement that has this data definition name in the VTAM start procedure.

CONFGPW



statements:

VBUILD

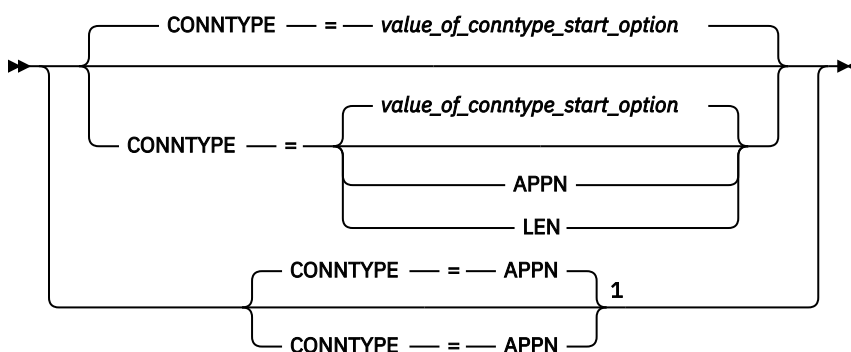
dependencies:

CONFGDS

Specifies the 1–7 character alphanumeric password that VTAM uses to access the configuration restart data set. If you do not code CONFGPW, and it is required by VSAM, VSAM prompts the VTAM operator for the correct password when VTAM attempts to open the data set.

Code CONFGPW only if you also code CONFGDS.

CONNTYPE



Notes:

¹ CONNTYPE=APPN is the only valid value if the TRLE operand is coded.

statements:

GROUP, PU

dependencies:

APPN only; NODETYPE start option

Specifies for a type 2.1 PU whether the connection is to be established as a LEN connection or attempted as an APPN connection.

If you do not code the NODETYPE start option, the CONNTYPE operand is ignored and the connection will be a LEN connection.

CONNTYPE=APPN

Specifies that this connection can support parallel TGs, CP-CP sessions, and CP name change support. CONNTYPE=APPN must be coded for CPCP=YES to be valid.

CONNTYPE=LEN

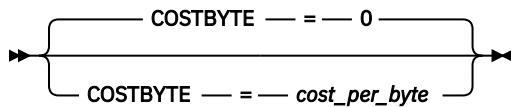
Specifies that this connection does not support parallel TGs, CP-CP sessions, or CP name change support.

Note: For LEN sessions between PUs when CONNTYPE=APPN is coded on each PU, the CPNAME of each PU must be unique. When CONNTYPE=LEN, the CPNAMEs can be the same.

Because CONNTYPE=LEN indicates that the PU is not APPN-capable, do not code any APPN-only operands on the same PU statement. If an APPN-only operand is coded with CONNTYPE=LEN, VTAM will issue a message warning of a parameter conflict.

Although you need to code CONNTYPE=APPN for a PU to be an APPN resource, this does not necessarily mean the PU will be APPN; a PU's characteristics are determined at activation. However, coding CONNTYPE=LEN means that the PU can only be a LEN resource, even if, at activation, the XID indicates the PU can be an APPN resource.

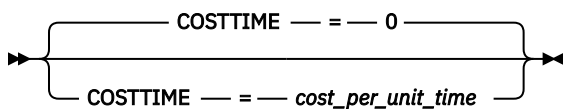
COSTBYTE



<i>statements:</i>	<i>GROUP, PU</i>
<i>dependencies:</i>	<i>APPN only</i>
<i>range:</i>	<i>0–255</i>

Specifies a cost-per-byte-transmitted to be associated with the transmission group (TG). A value of 0 is the least expensive cost per byte and 255 is the most expensive.

COSTTIME

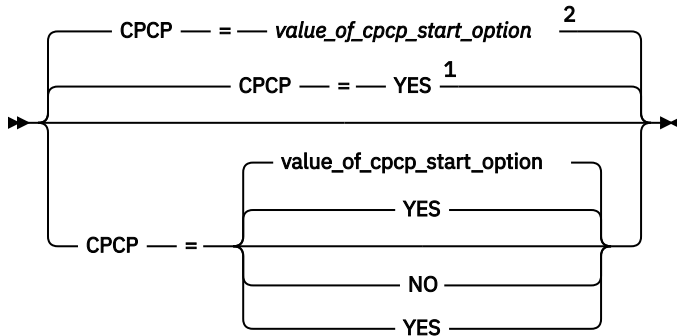


<i>statements:</i>	<i>GROUP, PU</i>
<i>dependencies:</i>	<i>APPN only; TOPO</i>
<i>range:</i>	<i>0–255</i>

Specifies a cost-per-unit-of-time to be associated with the transmission group (TG). A value of 0 is the least expensive cost per unit of time and 255 is the most expensive.

If TOPO is coded with a connection cost specified, then the value specified through TOPO will be used as the cost per unit time until the connection is established. The COSTTIME value specified is used while the connection is active.

CPCP



Notes:

¹ CPCP defaults to YES for the model RTP PU.

² CPCP defaults to the value of the CPCP start options for all PUs except the model RTP PU.

statements: *GROUP, PU*

dependencies: *APPN only*

Specifies whether CP-CP sessions are supported on this connection. If you do not code CPCP, the value defaults to YES only if you specify YES on the CPCP start option. Otherwise, the value defaults to NO.

CPCP=NO

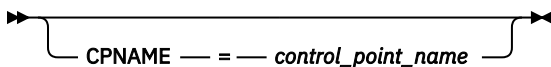
CP-CP sessions are not supported for this connection.

CPCP=YES

CP-CP sessions are supported for this connection.

Note: CPCP=YES is valid only when CONNTYPE=APPN.

CPNAME



statements: *PU*

dependencies: *Type 2.1*

Specifies the control point (CP) name of a type 2.1 peripheral node. If a type 2.1 peripheral node supports it, coding CPNAME is required if the peripheral node supports role negotiation (such as 3172, 3174, and Communications Manager).

To dial in, a type 2.1 peripheral node on a switched line requires either CPNAME or both IDBLK and IDNUM on the PU definition statement. However, you can code all three operands.

To dial out without knowing the partner's CPNAME or IDBLK and IDNUM, code CPNAME without a value (CPNAME=).

For dial-in or dial-out, if CPNAME is not in the XID or if you do not code CPNAME, VTAM uses IDBLK and IDNUM instead.

VTAM uses the CP name of a type 2.1 PU to identify the PU in any messages. For an APPN PU, its *name* (or label) must differ from *control_point_name* (specified here on CPNAME) to ensure that a CP-CP session establishment succeeds. If *name* and *control_point_name* are duplicates, the session establishment fails and sense code 08880001 is given.

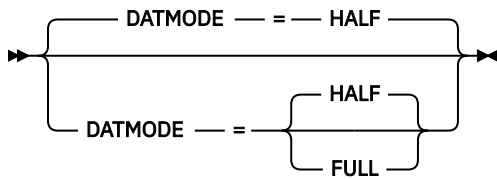
When VTAM is defined as a type 2.1 node, code CPNAME the same as SSCPNAME on the other side of the connection. Ensure that SSCPNAME is unique within the host domain.

See the appropriate product manual for CPNAME, IDNUM, and IDBLK values.

DLUR physical units

For DLUR-defined PUs, CPNAME may be specified for a single PU which is non-adjacent to the DLUS (non-adjacent means there is no APPN connection between the DLUS and the control point named through CPNAME). When the DLUR-defined PU is adjacent to the DLUS, or when more than one PU with the same CPNAME must be defined, a different means of identification dependent upon DLC support must be used (for example, IDBLK/IDNUM for internal PUs). Additional information can be found in the [z/OS Communications Server: SNA Network Implementation Guide](#) and in the publications for your DLUR implementation.

DATMODE



statements:

GROUP, PU

dependencies:

none

Specifies whether the physical unit communicates in half-duplex or full-duplex data mode. The associated line must support simultaneous transmission in both directions.

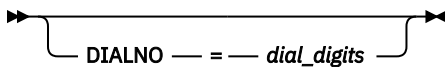
DATMODE=FULL

Indicates that the physical unit communicates in full-duplex mode.

DATMODE=HALF

Indicates that the physical unit communicates in half-duplex mode.

DIALNO



statements:

PATH

dependencies:

LINENM

Specifies the dial information used to initiate a connection with a physical unit over a switched link.

If you do not code LINENM, DIALNO is required if this PATH definition statement is for a type 4 or 5 physical unit.

DIALNO is mutually exclusive with the LINENM operand for any single switched path definition statement.

Public Telephone Networks

DIALNO consists of a combination of digits and special characters. If an auto-call unit is installed, the special characters consist of separator characters, dialing pause characters, and end-of-number characters, as follows:

- The separator character causes the auto-call unit to delay sending the next dial digit until it receives a secondary dial tone. For separator characters, use underscores (_) or the hexadecimal equivalent (X'6D').
- If the auto-dial unit is not equipped to use separator characters, a dialing-pause character can be used to allow time to receive a secondary dial tone. A dialing-pause character pauses for a predetermined

interval before sending the next digit. You can insert as many vertical bars (|) or the hexadecimal equivalent (X'FA') as you need to denote dialing pauses.

- Some modems require end-of-number characters. For end-of-number characters, use
 - asterisks (*) or the hexadecimal equivalent (X'5C')
 - percent signs (%) or the hexadecimal equivalent (X'6C')
 - (@) character or the hexadecimal equivalent (X'7C')

For example, you could code DIALNO=8_5799*, where _ is the separator character and * is the end-of-number character.

- The maximum length of the operand is 242 characters, including vertical bars, the separator character, and the end-of-number character.

For more information on this operand, see the *NCP, SSP, and EP Resource Definition Reference*.

Frame Relay Devices

Use the following format when coding DIALNO for dialing out to a frame relay device:

```
DIALNO=aabb00000000cccc
```

or

```
DIALNO=aaXbb00000000cccc
```

aa

The port number specified with the PORTADD keyword of the frame relay link, in decimal.

bb or Xbb

The remote station's service access point (SAP), in decimal (bb) or hexadecimal (Xbb).

cccc

The data link connection identifier (DLCI) for the connection, in hexadecimal.

For frame relay BAN-attached devices, you must also specify the remote MAC address for the BAN station, in hexadecimal, as shown by **dddddddddd** in the following format:

```
DIALNO=aabb00000000ccccdddddddddd
```

or

```
DIALNO=aaXbb00000000ccccdddddddddd
```

The MAC address must be in the range 1–X'7FFF FFFF FFFF'.

IBM 3172 Nways Interconnect Controller Switched Data Networks

Use the following DIALNO format for host-initiated connections to peripheral devices connected through the IBM 3172 Nways Interconnect Controller (*aa*, *bb*, and *cccccccccc* are hexadecimal):

```
DIALNO=aabbcccccccccc
```

aa

A 2 digit place-holder. It has no meaning in the IBM 3172 Nways Interconnect Controller environment.

bb

The service access point (SAP) address of the terminal. It must be a multiple of 4.

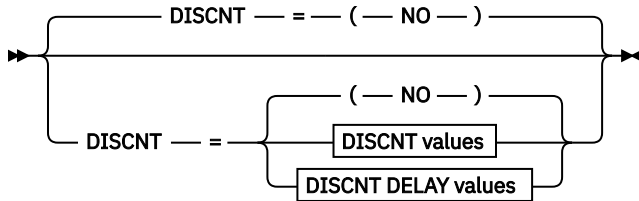
cccccccccc

The medium access control (MAC) address for the peripheral device on the local area network.

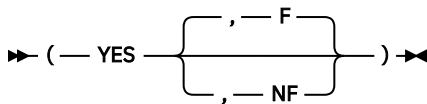
Note:

1. You cannot code 000000000000 for the last 12 digits (MAC address) on the DIALNO operand on the PATH definition statement.
2. If the PU is attached to a LAN through the IBM 3172 Nways Interconnect Controller using an 8209 LAN bridge, the MAC address must be coded differently. Because the 8209 will flip the bits in every byte of the MACADDR, the MACADDR should be coded in inverted order in the DIALNO.
3. Certain levels of NCP do not support hexadecimal digits X'A'–X'F' as part of the MAC address.

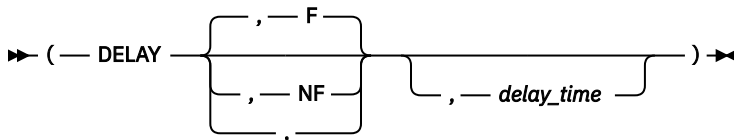
DISCNT



DISCNT values



DISCNT DELAY values



statements:

GROUP, PU

dependencies:

PUTYPE=2

Specifies when VTAM should terminate its SSCP-LU and SSCP-PU sessions and, when DISCNT=YES or DISCNT=DELAY, whether to indicate "final-use" status in the DACTPU request unit when it deactivates a PU

DISCNT=(YES)

DISCNT=(NO)

Specifies whether VTAM physically disconnects the PU when the last LU ends its session with its application program (that is, when there are no more LU-LU sessions).

For a PU on a switched link, disconnection means that the dial connection is broken (in effect, the telephone is hung up, to save telephone charges) and the SSCP-PU session is terminated. Disconnection on a switched link does not involve deactivating the PU or its LUs (that is, sessions can be requested with those LUs causing the physical connection to be re-established).

See [z/OS Communications Server: SNA Network Implementation Guide](#) for more information about disconnection.

DISCNT=(YES,F)

DISCNT=(YES,NF)

Specifies whether VTAM indicates "final-use" status in the DACTPU request unit when it deactivates a physical unit as a result of DISCNT=YES. This value does not apply when DISCNT=NO, nor does it have any effect on the VARY INACT command.

If you code F or use the default, "final-use" status is indicated and the connection can be ended. If you code NF, "not-final-use" status is indicated and the connection should not be ended.

Each device has its own requirements regarding "final-use" status. To determine whether to code F or NF for a given device, consult the appropriate installation publication for the device.

DISCNT=(DELAY,F,delay_time)
DISCNT=(DELAY,NF,delay_time)
DISCNT=(DELAY,,delay_time)

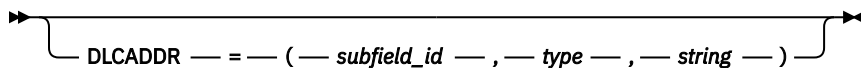
Specifies that VTAM disconnects the physical unit if no LU-LU sessions exist after the value specified for *delay_time* expires. If *delay_time* is not specified, the current value for the DISCNTIM start option is used. *delay_time* specifies the number of seconds that VTAM delays disconnecting this PU if no LU-LU sessions exist. A decimal value in the range 5–65535 is valid.

The character value IMMED may be coded for *delay_time* to allow an immediate disconnect.

Note: A delay time value can also be assigned for this PU through the MODIFY DEFAULTS operator command.

For HPR Sessions: If this VTAM is a node in a High-Performance Routing (HPR) route and is connected to an IBM 37xx Communication Controller, an Open Systems Adapter or through an IP network using Enterprise Extender, NCP or VTAM monitors the session traffic on the link to determine whether to deactivate a PU. When DISCNT=(DELAY,,*delay_time*), NCP or VTAM disconnects the PU if no session traffic has occurred during the time interval specified by *delay_time*. When DISCNT=(DELAY) or DISCNT=(YES), NCP or VTAM disconnects the PU if no session traffic has occurred during the time interval specified on the DISCNTIM start option.

DLCADDR



<i>statements:</i>	<i>PATH</i>
<i>dependencies:</i>	<i>LINENM</i>
<i>range:</i>	<i>See description</i>

Specifies the signaling information used to initiate a connection with a physical unit over a switched link.

Multiple DLCADDR operands can be coded on a single PATH definition statement. For example, the following information can be coded on a single PATH statement.

```
PATH  DLCADDR=(1,TYPE1,STRING1),
      DLCADDR=(2,TYPE2,STRING2)
```

subfield_id

Indicates the subfield. A value between 1–96 can be specified.

The first DLCADDR operand must have a *subfield_id* of 1. Also, each operand must have a unique *subfield_id*. If two DLCADDR operands—following a DLCADDR operand with a subfield of 1—have the same *subfield_id*, VTAM treats the two operands as duplicates. VTAM ignores the second operand and issues an error message. If a DLCADDR operand with a subfield of 1 immediately follows another DLCADDR operand with a subfield of 1, VTAM does not ignore the second operand. It treats the second operand as the beginning of another set of signaling information.

Note: If you receive an error message referring to the first DLCADDR operand coded on a PATH statement, limited syntax checking is done on the subsequent DLCADDR operands coded.

For DLUR PUs, refer to the documentation related to the DLUR implementer or to the device that supports the routing of the data link connection for information about what the specific values indicate.

type

Indicates the data format of the signaling information and is one of the following formats:

Type**Data Format****A**

Compressed alphanumeric

BCD

Binary coded decimal

C

EBCDIC

D

Decimal

I

ASCII

X

Hexadecimal

Type C (EBCDIC) is the default.

string

Defines the signaling information in the data format defined by *type*. Multiple *string* values can be coded for a *subfield_id type* pair. For example:

```
DLCADDR=(1,TYPE1,STRING1,STRING2,STRING3)
```

You can specify up to 250 bytes of signaling information on a single DLCADDR operand. If coding multiple *strings* on a single operand, the total number of bytes available for signaling information is reduced by 2 for each additional DLCADDR *string*.

For DLUR PUs, *string* defines either the DLC type or the DLC signaling information in the data format defined by *type*.

Multiple sets of DLCADDR operands can be coded on the PATH definition statement. The first DLCADDR operand for each set of DLCADDR operands must have a *subfield_id* of 1 and it identifies the DLC type, which can be one of the following items:

- Internal PU
- SDLC leased
- SDLC switched

The remaining DLCADDR operands for each set of DLCADDR operands define the DLC signaling information for each DLC type. Refer to the data link control provider documentation (such as the *NCP Resource Definition Reference*) for information about how to code the remaining DLCADDR operands. The data link control provider is responsible for verifying the contents of the DLCADDR operand.

The maximum number of PATH statements in a switched major node that can have DLCADDR coded is 32767.

Note: DLCADDR is mutually exclusive with the LINENM operand for any single switched PATH definition statement.


Code DLCADDR, or DIALNO, or both for switched lines that can call out to a remote physical unit (that is, for links specified with CALL=OUT or CALL=INOUT on the LINE definition statement).

If both DLCADDR and DIALNO are coded on the PATH definition statement, both values are processed and stored. If the device that performs the routing of the data link connection supports expanded dial information, DLCADDR is used to make the connection. If the device does not support expanded dial information, DIALNO is used. Refer to the data link control provider documentation (such as the *NCP Resource Definition Reference*) for information about whether expanded dial information is supported, whether both DIALNO and DLCADDR are supported together, and how to code the DLCADDR contents. The data link control provider is responsible for verifying the contents of the DLCADDR operand.

For DLUR physical units

Code DLCADDR for switched connections where the DLUS host can call out to a remote physical unit that is supported by a DLUR. The information that is coded on the DLCADDR operand is dictated by the DLUR being used. Refer to the DLUR implementer documentation (README file) or to the [z/OS Communications Server: SNA Network Implementation Guide](#) for information on how to code the DLCADDR contents. The DLUR implementer is responsible for verifying the contents of the DLCADDR operand.

DLOGMOD



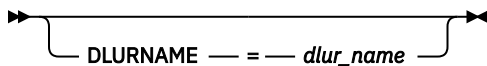
statements: *GROUP, PU, LU*

dependencies: *PUTYPE=1 or 2*

Specifies the name of the logon mode table entry used by default if one is not otherwise provided. If you do not code this operand and the name of a logon mode table entry is not otherwise provided, VTAM uses the first entry in the applicable logon mode table (specified on the MODETAB operand or used by default).

If you specify MODETAB, the entry must be in either the specified table or in ISTINCLM, an IBM-supplied default logon mode table. If you do not specify MODETAB, the entry must be in ISTINCLM. For more information on logon mode entries see [“Logon mode table” on page 685](#).

DLURNAME



statements: *PATH*

dependencies: *DLCADDR*

Specifies the name of the dependent LU requester (DLUR) for this PU. You can code a network-qualified name for *dlur_name*.

If you do not code NETID, the network ID for the DLUR defaults to the network ID of the dependent LU server (DLUS). Note that NETID specifies a real network ID and that an alias network ID is not allowed for the DLUR.

The data link control (DLC) information specified on the DLCADDR operand is passed to the DLUR specified.

Note: If DLURNAME is specified, do not code the following operands:

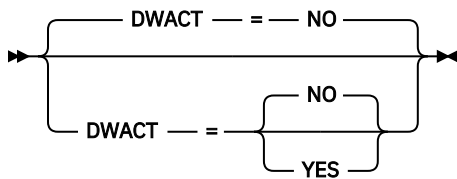
CALL
GID
GRPNM
REDIAL
SHMTIM
VERID
VERIFY

Note that the redial function is supported automatically for DLUR PUs, and the REDIAL operand is not involved. However, the following restrictions apply to the redial function for DLUR PUs:

- Redial applies only to PUs activated by dependent LU servers.
- Redial is attempted as many times as there are PATH definition statements for a PU.

- Redial is attempted for any sense code except 082C0002 (PU is already active) or 083B0002 (PCID is not unique). For 083B0002, VTAM deletes the older PCID and then resends the activation request with a new PCID.
- Redial is attempted for every active or pending active PU served by a DLUR when a protocol violation, topology database update error, or session outage signal is received for that DLUR.

DWACT



statements:

PU

dependencies:

none

Specifies whether a physical unit is dialed when it is activated. DWACT provides an alternative to using the VARY DIAL command on each physical unit after it is activated.

For more information on the use of DWACT with a switched physical PU which has an associated logical hierarchy, see the [z/OS Communications Server: SNA Network Implementation Guide](#).

DWACT=NO

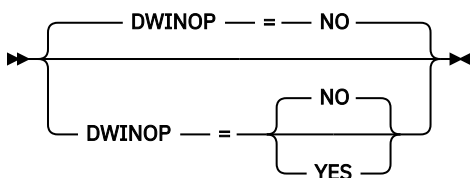
Specifies that the physical unit is not dialed after it is activated.

DWACT=YES

Specifies that the physical unit is dialed after it is activated.

Note: DWACT=YES has no effect on VARY INACT,R command processing; VARY INACT,R causes the specified resource to be deactivated and reactivated but no dial operation will be performed.

DWINOP



statements:

PU

dependencies:

MEDIUM=HPRIP

Specifies whether a switched physical unit used for an Enterprise Extender connection is redialed when the connection is broken by INOP. The values specified by the REDIAL and REDDELAY operands on the PATH statement determine if any additional redial attempts are made and the interval between each retry. Coding DWINOP=YES can reduce the need for operator intervention in reestablishing Enterprise Extender connections.

DWINOP=NO

Specifies that the physical unit is not redialed after it has INOPed.

DWINOP=YES

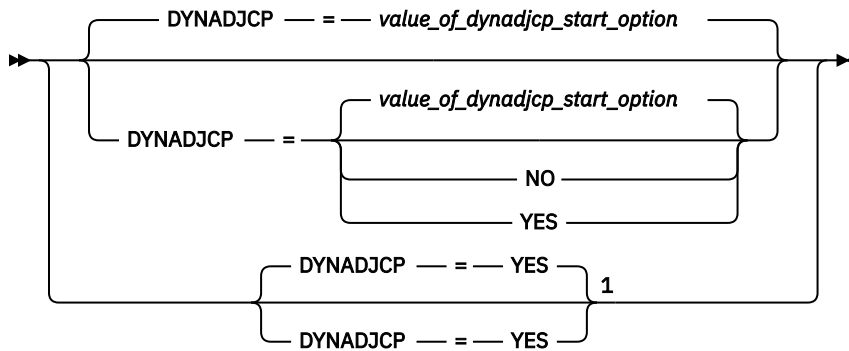
Specifies that the physical unit is redialed after it has INOPed.

Note: Specification of DWINOP=YES will cause this host to redial the partner when the connection has been broken because of a VARY HANGUP command on the remote host. If the VARY HANGUP command successfully placed the switched PU on the remote host in connectable state, then the dial-in from this

host will be accepted and the connection will be reestablished. Issuing VARY INACT for the PU on the remote host will prevent the connection from being made unless VARY ACT is issued for the PU on the remote host before either all dial retries are exhausted on this host or VARY INACT is issued for the switched PU on this host.

In addition, coding CALL=OUT on the Enterprise Extender PATH statement under the PU on the remote host, or ANSWER=OFF on the GROUP statement in the XCA Major node on the remote host to which the PATH statement applies, will prevent inbound dial attempts from being successfully directed to that PU.

DYNADJCP



Notes:

¹ DYNADJCP=YES is the only valid value if the TRLE operand is coded.

statements: *GROUP, PU*

dependencies: *APPN only; ignored if CPNAME coded*

Specifies whether an adjacent control point can be created dynamically for the adjacent node.

DYNADJCP=NO

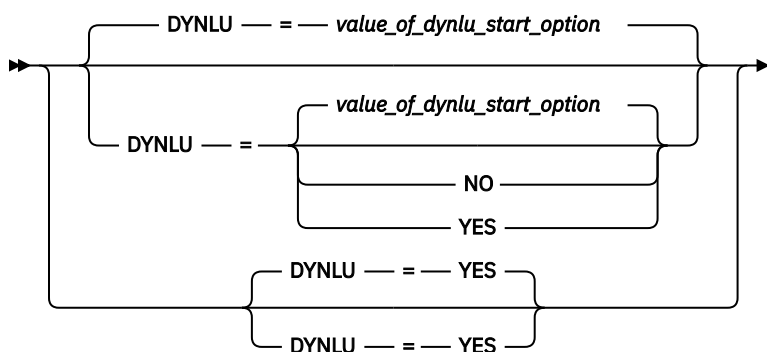
Indicates that an adjacent control point cannot be dynamically created for the adjacent node.

DYNADJCP=YES

Indicates that an adjacent control point can be dynamically created for the adjacent node.

Note: A type 2.1 peripheral node in the switched major node requires both IDBLK and IDNUM, or CPNAME. DYNADJCP=YES (the operand or the start option) is valid when you code IDBLK and IDNUM. However, DYNADJCP is ignored when you code CPNAME.

DYNLU



statements: *GROUP, PU*

dependencies: *PUTYPE=2; CDRDYN*

Specifies whether dynamic allocation of CDRSC definitions is supported. If you do not code this operand, the default is the value you coded on the DYNLU start option.

If dynamic allocation of CDRSC definitions is not supported for a particular PU, a resource that was dynamically defined as a CDRSC cannot use that PU to connect to a session.

This operand is valid only when PUTYPE=2, and it does not apply to SSCP-SSCP CDRSCs.

DYNLU=NO

Specifies that dynamic allocation of CDRSC definitions is not supported. If you code DYNLU=NO and plan to connect to other nodes using CP-CP sessions, then predefine each node in the CDRSC major node. If you do not, CP-CP session setup fails.

DYNLU=YES

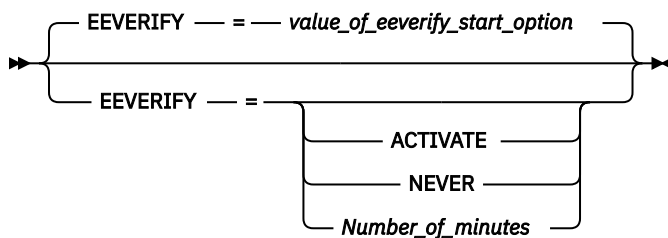
Specifies that dynamic allocation of CDRSC definitions is supported.

For subarea nodes (HOSTSA is specified), DYNLU=YES is meaningful only when the host CDRM is activated and CDRDYN=YES is specified on the CDRM definition statement.

For APPN-only nodes (HOSTSA is not specified), DYNLU=YES is meaningful even though a host CDRM cannot be activated.

Note: If you have coded a DYNLU value in the adjacent control point major node for the adjacent control point to which this physical unit is linked, that value overrides the DYNLU value you code on this PU definition statement. For additional DYNLU considerations, see [“DYNLU” on page 19](#).

EEVERIFY



statements:

PU

dependencies:

Enterprise Extender only

range:

1 - 1440 (in minutes)

Specifies whether VTAM should automatically send an LDLC probe to the remote partner to determine whether all ports are accessible during the activation of the EE connection. This option might also specify the time interval during which VTAM should send the probe on active EE connections.

This operand is valid only for the EE connection attached to a predefined switched PU. If you do not code this operand, VTAM uses the value coded on the EEVERIFY start option.

EEVERIFY=ACTIVATE

Specifies that VTAM should automatically send an LDLC probe to the remote partner to determine whether all ports are accessible during the activation of the EE connection. If one or more ports are not reachable or are blocked, then VTAM issues an error message and does not activate the EE connection.

EEVERIFY=NEVER

Specifies that VTAM should never automatically send an LDLC probe to the remote partner to determine whether all ports are accessible during the activation of the EE connection.

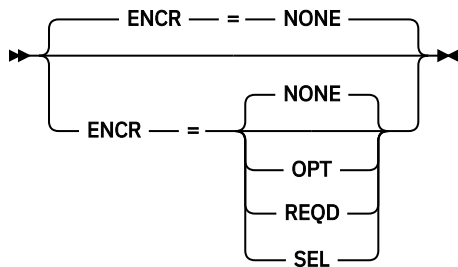
EEVERIFY=Number_of_minutes

Specifies that VTAM should automatically send an LDLC probe during the activation of the EE connection and that VTAM should continue to periodically send LDLC probes at intervals specified by the *Number_of_minutes* value while the connection is active. Valid values for *Number_of_minutes* are in the range 1 - 1440 minutes (1440 minutes specifies 1 day). If one or more ports are not

reachable or are blocked at activation, then VTAM issues an error message and does not activate the EE connection. If one or more ports are not reachable after the connection is active, VTAM issues an error message, but the connection remains active.

For EE connection networks, define this parameter on the connection network GROUP definition statements in the EE XCA major node. For dial-in EE connections that have their associated PUs dynamically created, define this parameter on the model major node (DYNTYPE=EE) PU definition statement.

ENCR



statements:

GROUP, PU, LU

dependencies:

none

Indicates whether this logical unit has any special requirements for enciphering and deciphering messages.

ENCR=NONE

Specifies that this logical unit cannot engage in cryptographic sessions.

ENCR=OPT

Specifies that this logical unit can engage in cryptographic sessions, but allows the application program to determine whether to use cryptography.

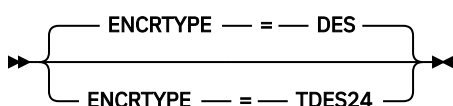
ENCR=REQD

Specifies that VTAM must encipher all messages to and from this logical unit. If ENCR=REQD, no sessions can be established with this logical unit unless the host with which it is associated can handle cryptographic sessions.

ENCR=SEL

Has no meaning for logical units. If you specify ENCR=SEL, ENCR=OPT is used instead.

ENCRTYPE



statements:

GROUP, PU, LU

dependencies:

none

Specifies the minimum type of encryption that VTAM should use on behalf of the application when performing session level encryption.

ENCRTYPE=DES

Specifies that VTAM must use a minimum of DES encryption with an 8-byte key when performing session level encryption. This is the default.

ENCRTYPE=TDSE24

Specifies that VTAM must use a minimum of Triple_DES encryption with a 24-byte key when performing session level encryption.

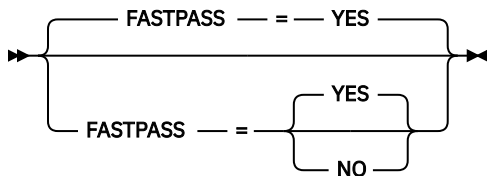
Note: The ENCRTYPE value coded on the GROUP or PU will be sifted down to the appropriate resource (LU).

The SYSDEFed ENCRTYPE of a LU can be changed at runtime through the MODIFY SECURITY command. See *z/OS Communications Server: SNA Operation* for specific details. However, the ENCRTYPE value will not be able to be downgraded. In other words, if the application is currently operating at ENCRTYPE=TDSE24, then the encryption level cannot be changed to ENCRTYPE=DES using the MODIFY SECURITY command.

Note: If downgrading the security level is preferred, the current major node being used must be deactivated and another major node value must be coded.

In addition, a user may use the LOGMODE TABLE to override the ENCRTYPE value of the SLU based on the logmode entry being used. The ENCRTYPE value will not be able to be downgraded from TDSE24 to DES using the logmode table. Only TDSE24 can be specified for the encryption level (ENCRTYP). See “MODEENT macroinstruction” on page 687 for more information about MODEENT macroinstructions.

FASTPASS



statements:

GROUP, PU, LU

dependencies:

TSO sessions only

Determines how session establishment is performed for application programs that issue the CLSDST macroinstruction with the PASS option as part of their session establishment procedure. The application program acts as a secondary logical unit (SLU).

The PLU acknowledges the capability of the SLU during session establishment. If you have coded the logon performance enhancement in the PLU's application program, only a single bind is issued to establish the session.

Some SLUs are incompatible with this enhancement. If your SLU is incompatible with this enhancement, code FASTPASS=NO.

Note: FASTPASS applies only to application programs (acting as SLUs) that establish sessions with TSO.

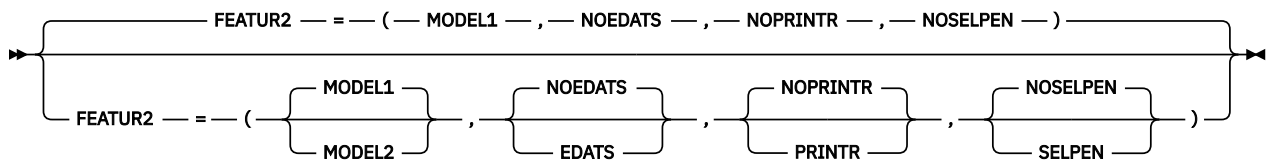
FASTPASS=NO

Specifies that an unenhanced logon procedure requiring multiple binds is performed for application programs that issue the CLSDST PASS macroinstruction with the PASS option as part of their session establishment procedure.

FASTPASS=YES

Specifies that the logon performance enhancement is performed for application programs that issue the CLSDST macroinstruction with the PASS option as part of their session establishment procedure.

FEATUR2



statements:

GROUP, PU, LU

dependencies:

none

Contains certain device information for virtual logical units that are supported by network terminal option (NTO).

FEATUR2=EDATS

FEATUR2=NOEDATS

Specifies whether this terminal has the extended data stream feature. You cannot use this operand for terminals attached by SDLC lines.

FEATUR2=DUALCSE

FEATUR2=LOWERCSE

Specifies how VTAM sends alphabetical characters coded with the TEXT operand on a USSMSG macroinstruction to a non-SNA terminal over the SSCP-LU session. This value does not affect non-alphabetical characters, or any characters coded on the BUFFER operand of a USSMSG macroinstruction.

Code LOWERCSE to indicate that alphabetical characters are sent to the terminal over the SSCP-LU session in lowercase. Code DUALCSE to indicate that VTAM sends all characters as they are coded in the USSMSG macroinstruction.

FEATUR2=MODEL1

FEATUR2=MODEL2

Identifies the specific model number (Model 1 or 2) for this 3275, 3277, 3284, or 3286 component. Code MODEL1 for those devices that have a default screen or buffer size of 480 bytes. Code MODEL2 for those devices that have a default screen or buffer size of 1920 bytes.

This information is available to an application program as part of the device characteristics pertaining to this terminal. You can obtain those characteristics by using the INQUIRE macroinstruction. For more information on using the INQUIRE macroinstruction, see [z/OS Communications Server: SNA Programming](#).

FEATUR2=NOPRINTR

FEATUR2=PRINTR

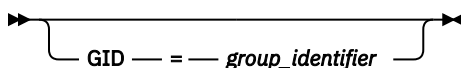
Specifies whether this terminal has an attached IBM 3284 Model 3 printer. This operand is valid only if TERM=3275.

FEATUR2=NOSELPEN

FEATUR2=SELPEN

Specifies whether this terminal supports a selector pen.

GID



statements:

PATH

dependencies:

none

range:

1-255

Specifies the group identifier of a group of paths across all physical units in the switched major node.

Group identifiers can be assigned to allow the VTAM operator to regulate the use of switched network services. For example, if GID=6 is assigned to all paths in a switched major node that use direct distance dialing, the VTAM operator can make all of the paths usable or not usable with a single command.

GRPNM

➡ GRPNM — = — *group_name* — ➡

statements:

PATH

dependencies:

CALL; VERID; VERIFY

Provides the name of a GROUP definition statement in the NCP or channel-attachment major node that defines a group of SDLC switched links. The line group must have all the characteristics necessary to process the telephone number and must be compatible with the type of physical unit.

GRPNM is required when one of the following items is specified:

- VERIFY=IN, OUT, or INOUT
- VERID
- CALL

A dial-out connection will be made to the PU associated with this PATH definition statement.

For predefined Enterprise Extender connections, coding a PATH definition statement with GRPNM allows an incoming call to prefer one switched PU over another. When the GROUP name, associated with the line selected for the inbound call, matches the GRPNM on the switched PATH, the switched PU associated with the PATH is preferred over another switched PU that does not match, or does not have a PATH definition statement coded.

Note: When defining an NCP/Token-Ring Interconnection (NTRI), an IBM 3172 Nways Interconnect Controller, or an Open Systems Adapter group, *group_name* should be the name of the logical group definition.

HOSTNAME

➡ HOSTNAME — = — *remote_host_name* — ➡

statements:

PATH

dependencies:

MEDIUM=HPRIP, HOSTNAME is ignored if IPADDR is coded

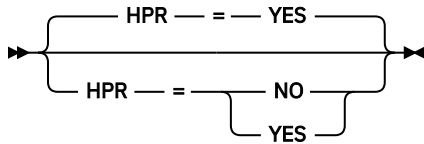
Specifies the host name used by the TCP/IP stack on the remote end of the Enterprise Extender connection. The HOSTNAME you code may be qualified with its domain name. The local host must be able to perform TCP/IP name-to-address resolution, either by connectivity to a DNS name server, or by using a local host file such as HOSTS.SITEINFO or /etc/ipnodes. For more information see [z/OS Communications Server: IP Configuration Guide](#). Furthermore, if the host name represents a z/OS Communications Server APPN node (or NAT address associated with a firewall), the address returned must be a static VIPA address.

Note:

1. *Remote_host_name* may be up to 64 characters in length.
2. HOSTNAME and IPADDR are mutually exclusive; however, IPADDR is used if both are specified.
3. HPR must equal YES if the PU is used for Enterprise Extender.

4. See [z/OS Communications Server: IP Configuration Guide](#) for information about UNIX Systems Services security considerations and required security definitions.

HPR



statements:

GROUP, PU

dependencies:

APPN only

Specifies whether High-Performance Routing (HPR) support is enabled for a PU.

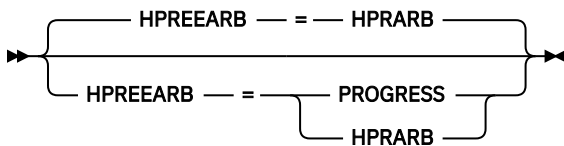
HPR=YES

Indicates that this PU provides HPR support.

HPR=NO

Indicates that this PU does not provide HPR support.

HPREEARB



statements:

GROUP, PU

dependencies:

Enterprise Extender connection network connections that are defined on the GROUP definition statement only

This operand specifies the algorithm to calculate adaptive-rate-based (ARB) pacing for the High-Performance Routing (HPR) pipes that traverse predefined Enterprise Extender (EE) connections.

HPREEARB=PROGRESS

Specifies that the progressive-mode ARB flow control algorithm is used for the HPR pipes that traverse this predefined EE connection. Progressive mode is used only when the HPR pipe is a single-hop pipe (which includes a single physical hop across a 2-hop EE virtual routing node [VRN]) and the RTP partner supports progressive mode.

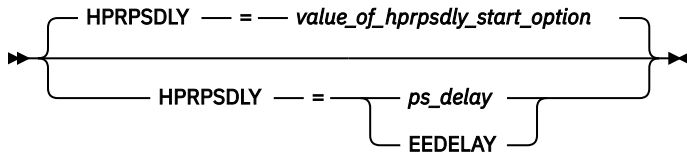
For EE connection networks, define this parameter on the connection network GROUP definition statements in the EE XCA major node. For dial-in EE connections associated with dynamically created PUs, define this parameter on the model major node (DYNTYPE=EE) PU definition statement.

HPREEARB=HPRARB

Specifies that the HPRARB start option value is used to determine the ARB flow control algorithm for the HPR pipes that traverse this predefined EE connection.

Tip: The start option value of HPRARB=BASE is not recommended for use with HPR pipes that traverse EE connections.

HPRPSDLY



statements:

PU

dependencies:

Enterprise Extender only

range:

0 - 240 (in seconds)

Specifies the time that lapses before RTP pipes enter the path switch state. The ARB flow control algorithm is sensitive to minor variations in the round-trip time and to unpredictable response times from the partner. This sensitivity might cause RTP endpoints to prematurely enter the path switch state. Although this situation does not affect availability, it does consume CPU cycles and it also causes a significant number of path switch messages to be written to the console log.

This operand is valid only for RTP pipes directly attached to a predefined EE connection. It affects only path switches that are the result of an unresponsive partner (path switches that generate the message IST1818I PATH SWITCH REASON: SHORT REQUEST RETRY LIMIT EXHAUSTED). The HPRPSDLY operand does not control path switches that are initiated as a result of a TG INOP, F RTP commands, or the PSRETRY function. If you do not code this operand, the default is the value that you coded on the HPRPSDLY start option.

HPRPSDLY=ps_delay

Specifies the number of seconds that RTP pipes must delay prior to entering the path switch state. During this time, the RTP endpoint periodically tries to contact the partner in an effort to avoid switching paths. The value 0 indicates that the RTP nodes enter the path switch state when a predetermined number of retry attempts have been unsuccessful.

HPRPSDLY=EEDELAY

Specifies that VTAM calculates the number of seconds that RTP pipes must delay prior to entering the path switch state. The value that is calculated allows enough time for the EE keep-alive mechanism to cause the EE connection to become inoperative if connectivity is lost to the partner. Unnecessary path switches are avoided while EE determines whether there is a loss of connectivity to the partner.

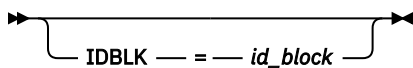
For EE connection networks, define this parameter on the connection network GROUP definition statements in the EE XCA major node. For dial-in EE connections with associated PUs that are dynamically created, define this parameter on the model major node (DYNTYPE=EE) PU definition statement.

Result: When the EEDELAY value is specified, the value calculated for the HPR path-switch delay might be as long as 253 seconds.

Tips:

- This operand can be useful when the RTP partner is on a node that is CPU-constrained or running in a virtualized environment. In both of these situations, allowing additional time for the RTP partner to respond might avoid unnecessary processing associated with a path switch.
- If alternate routes exist, specifying a long delay time might cause unnecessary delays for the sessions that are using this RTP pipe.

IDBLK



statements:

PU

dependencies:

CPNAME; IDNUM

range:

X'001'–X'FFE'

Specifies a 3-digit hexadecimal number that identifies the device type. You can get the number from the component description manual for the device. All devices of the same type, such as all 3274s, will have the same IDBLK.

Valid values are X'001'–X'FFE'. Note that if the value is X'nnn', you code IDBLK=nnn. The IDBLK number occupies bits 16–27 of the 48-bit station ID constructed by VTAM for switched network operation. See the IDNUM operand for a description of the station ID.

You should not code IDBLK for switched subarea connections (type 4 and 5 physical units).

For any switched peripheral node (PUTYPE=1 or 2):

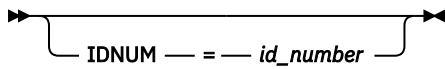
- If the node is not a type 2.1 peripheral node, you must code both IDBLK and IDNUM.
- For a type 2.1 peripheral node, coding CPNAME is required if the peripheral node supports role negotiation (such as 3172, 3174, and Communications Manager).

For external communication adapter type 2.1 peripheral nodes, you must code CPNAME. IDBLK and IDNUM are ignored if you code them.

For an APPN connection, if you code IDBLK and IDNUM, code DYNADJCP=YES instead of CPNAME.

- If VTAM is defined as a type 2.1 node, you must code CPNAME.
- See the appropriate product manual for CPNAME and IDNUM and IDBLK values.

IDNUM



statements:

PU

dependencies:

CPNAME; IDBLK; PUTYPE=4,5

Specifies a 5-digit hexadecimal number that identifies the specific device (if PUTYPE=1 or 2) or the specific connection (if PUTYPE=4 or 5). The IDNUM for the device is usually the serial number of the device. The device's serial number is frequently used for this purpose. You can get this number from the component description manual for the device.

For any switched peripheral node (PUTYPE=1 or 2):

- If the node is not a type 2.1 peripheral node, you must code both IDBLK and IDNUM.
- For a type 2.1 peripheral node, coding CPNAME is required if the peripheral node supports role negotiation (such as 3172, 3174, and Communications Manager). For external communication adapter type 2.1 peripheral nodes, you must code CPNAME. IDBLK and IDNUM are ignored if you code them. For an APPN connection, if you code IDBLK and IDNUM, code DYNADJCP=YES instead of CPNAME.
- If VTAM is defined as a type 2.1 node, code CPNAME.
- See the appropriate product manual for CPNAME and IDBLK and IDNUM values.

For peripheral physical units, VTAM uses IDBLK and IDNUM to build a 48-bit station ID that is used in XID exchange during the dial procedure. That station ID must be unique for each station within the network, not only within the major node.

The station ID is structured as follows:

Bits

Meaning

0–3

Reserved

4-7
 PUTYPE
8-15
 X'00'
16-27
 IDBLK
28-47
 IDNUM

For subarea physical units (PUTYPE=4 or 5), code either IDNUM or CPNAME. VTAM uses the IDNUM value to correlate the PU definitions between the two SSCPs that own each end of the switched line. This IDNUM value must be unique for all PU definitions within this SSCP that contain the same subarea number and NETID.

Note: Specify the same IDNUM on the PU definitions in the two SSCPs that own each end of the switched lines.

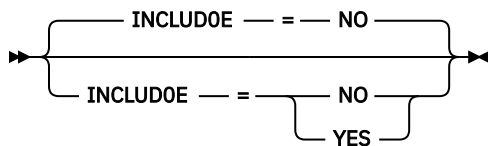
The node identifier field of an XID contains IDNUM along with a value of X'FFF' as the IDBLK.

For subarea physical units, VTAM uses the subarea number specified on SUBAREA and the IDNUM value to build a station ID that is used in some operator messages. That station ID must be unique for each station within the network, not only within the major node.

The station ID is structured as follows:

Bits	Meaning
0-15	Subarea number
16-27	X'FFF'
28-47	IDNUM

INCLUDE



<i>statements:</i>	<i>PU</i>
<i>dependencies:</i>	<i>none</i>

Specifies whether VTAM provides LU names to the logical units defined under this PU. The names are provided by passing a CVOE, Network Name control vector on the ACTLU requests.

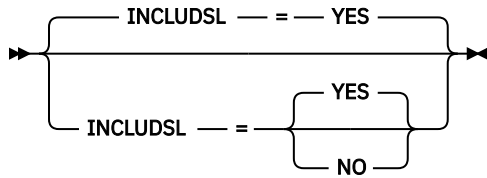
INCLUDE=NO

Indicates that VTAM will not provide LU names to the logical units defined under this PU.

INCLUDE=YES

Indicates that VTAM will provide LU names to the logical units defined under this PU.

INCLUDSL



statements:

PU

dependencies:

XCA only

Specifies whether VTAM includes the Network Services (NS) Secondary LU Name Field on a non-negotiable, non-extended (control vectors are not included) BIND, destined to a dependent LU under this switched XCA PU.

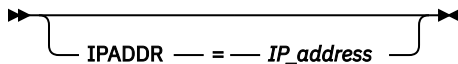
INCLUDSL=YES

Indicates that VTAM will provide the Secondary LU Name Field.

INCLUDSL=NO

Indicates that VTAM will not provide the Secondary LU Name Field.

IPADDR



statements:

PATH

dependencies:

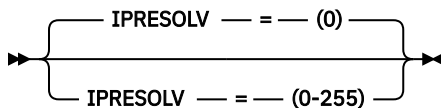
MEDIUM=HPRIP

Specifies the remote IP address for the connection.

Note:

1. The address must be specified in dotted decimal format for an IPv4 address (for example, IPADDR=4.6.41.7) or in colon-hexadecimal format for an IPv6 address (for example, IPADDR=2000::67:1:2).
2. HOSTNAME and IPADDR are mutually exclusive. However, IPADDR is used if both are specified.

IPRESOLV



statements:

PATH

dependencies:

MEDIUM=HPRIP

range:

0-255

Specifies the number of seconds VTAM waits for name-to-address resolution requests to complete before canceling the request. The default is 0 seconds, meaning VTAM will wait indefinitely for resolution to be performed. Any value from 0 to 255 seconds can be specified.

If a nonzero value is specified for IPRESOLV, the value should be chosen after giving consideration to the values defined for resolver timeouts on the TCP/IP stack (RESOLVERTIMEOUT directive in the TCPIP.DATA configuration file), the number of retries attempted (RESOLVERUDPRETRIES directive in

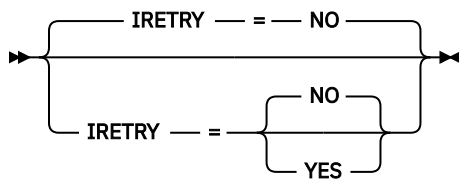
the TCPIP.DATA configuration file), and the number of domain names that might be appended to the host name while performing name-to-address resolution (SEARCH or DOMAINORIGIN directive in the TCPIP.DATA configuration file). If a large timeout is specified for RESOLVERTIMEOUT, a number of retries is specified for RESOLVERUDPRETRIES, and/or a large number of domains is specified on SEARCH or DOMAINORIGIN, the resolver might take some time to complete the name-to-address resolution attempt, so the value of IPRESOLV should be set large enough to allow the resolver to complete its processing. See [z/OS Communications Server: IP Configuration Reference](#) for details on the resolver directives.

Alternatively, you may want to ensure that the host name being resolved (the HOSTNAME operand on the GROUP statement, or the HOSTNAME start option value) is defined in the local hosts files on this system, and then specify LOOKUP LOCAL DNS in the TCPIP.DATA configuration file to ensure that local hosts files are searched first (See [z/OS Communications Server: IP Configuration Reference](#) for details about the LOOKUP resolver directive). Coding LOOKUP LOCAL DNS will affect all resolver searches, not just Enterprise Extender searches initiated by VTAM, so this option should be chosen with caution.

Note:

1. The IPRESOLV keyword has been set to a default value of zero because in most cases it is desirable to establish the amount of time allowed before *hostname* resolution timeout by using the value in the TCP/IP configuration statements. Reset this value only when a VTAM *hostname* resolution time limit is required.
2. The RESOLVERUDPRETRIES option is applicable only when the resolver is communicating with the name server using the UDP protocol. (This is the default communication method and is specified with the RESOLVEVIA TCPIP.DATA statement.)

IRETRY



statements:

GROUP, PU

dependencies:

PUTYPE=1 or 2

Specifies whether the boundary NCP (the NCP to which the switched physical unit becomes connected) retries a polling operation immediately for the device if an idle detect timeout follows a polling operation. For more information on this operand, see the *NCP, SSP, and EP Resource Definition Reference*.

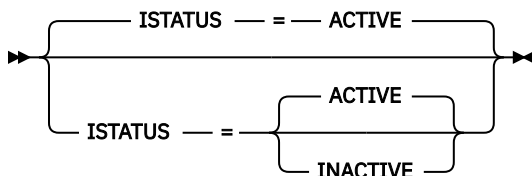
IRETRY=NO

Specifies that the boundary NCP does not retry the polling operation.

IRETRY=YES

Specifies that the boundary NCP retries the polling operation.

ISTATUS



statements:

GROUP, PU, LU

dependencies:

none

Determines whether the resource is to be activated after the first activation of the switched major node.

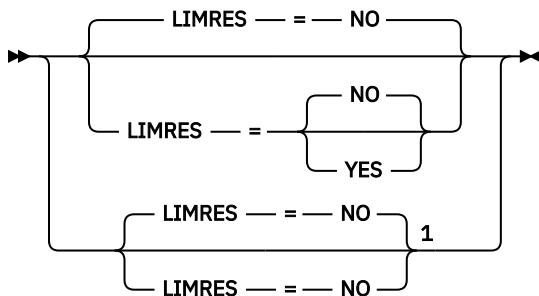
ISTATUS=ACTIVE

Indicates that the resource becomes active when its major node becomes active.

ISTATUS=INACTIVE

Indicates the resource is to remain inactive until the operator activates it. The operator can override this value by specifying the SCOPE operand on the VARY ACT command when the major node is activated. See [z/OS Communications Server: SNA Operation](#) for information about using the VARY ACT command.

LIMRES



Notes:

¹ LIMRES=NO is the only valid value if the TRLE operand is coded.

statements: *GROUP, PU*

dependencies: *LIMQSINT; LU 6.2 only; PUTYPE=1 or 2; Switched dynamics*

Specifies whether the physical unit is to be treated as a limited resource. A limited resource allows you to limit the use of some network connections. It also causes any sessions that traverse the resource to be deactivated if no conversation is active. A session can also be deactivated if the time limit you specify for the LIMQSINT operand on the APPL definition statement expires.

This operand applies only to LU 6.2 conversations and PU types 1 and 2.

If you do not code a value for LIMRES, resources are not considered as limited resources. Furthermore, sessions will remain active even after all conversations have ended.

You can also use LIMRES in conjunction with the LIMINTCP start option to specify the interval to retain a free session using a limited resource for some network management flows (excluding flows using the APPN control point sessions or dependent LU server sessions). If you do not code a value for the LIMINTCP start option, resources are not considered to be limited resources, and the sessions will remain active even after all conversations have ended.

LIMRES=NO

Specifies that this physical unit is not to be treated as a limited resource.

LIMRES=YES

Specifies that this physical unit is to be treated as a limited resource.

LINENM

➡ LINENM — = — *line_name* ➡

statements: *PATH*

dependencies: *DIALNO; DLCADDR*

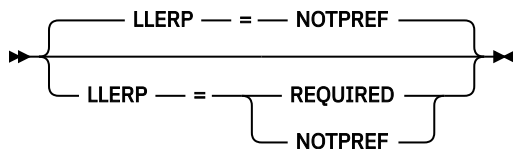
Names a line for the direct call function.

LINENM is mutually exclusive with the DIALNO and DLCADDR operands for any single switched path definition statement.

Although not required, the PATH definition statement for a direct call line should be the first statement after the switched PU definition statement. This ensures that VTAM attempts to call the switched physical unit using the direct call line first.

Note: The direct call function is not available for switched subarea connections.

LLERP



statements:

PU

dependencies:

Type 2.1, HPR=YES

Specifies the link-level error recovery procedures (LLERP) preference for HPR connections.

LLERP=REQUIRED

Specifies that link-level error recovery procedures are required.

LLERP=NOTPREF

Specifies that link-level error recovery procedures are required by this PU only when the adjacent link station requires it.

LOCADDR

►► LOCADDR — = — *address* ►►

statements:

LU

dependencies:

none

range:

0–255 (PU type 2) 0–63 (PU type 1)

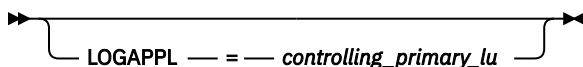
Specifies the logical unit's local address at the physical unit. For dependent logical units, the range of valid local addresses depends on the PUTYPE of the associated physical unit. All dependent logical units under a given physical unit must have unique LOCADDR values.

An LU definition statement is not required for every possible local address, and LOCADDR values need not be consecutive. Unused local addresses smaller than the largest local address at a station are not assigned network resources.

Note:

1. The value of LOCADDR depends upon the requirements of the device being defined. Consult the appropriate component description manual for these restrictions.
2. Although you can use this operand to define independent LUs, it is recommended that you either use dynamic definition or predefine the independent LUs as CDRSCs.

LOGAPPL



statements:

GROUP, PU, LU

dependencies:

PUTYPE=1 or 2

Identifies the name of the primary logical unit that this logical unit will automatically log on to as a secondary logical unit when this logical unit is activated. The name you specify can also be a USERVAR that will be resolved into its current value before being used to establish or redrive the session with the controlling primary logical unit.

For independent logical units, the LOGAPPL operand establishes a session with the primary logical unit designated on the LOGAPPL operand if a session does not currently exist with this logical unit. The session is established regardless of whether sessions with other logical units exist. The LOGAPPL operand cannot contain the name of an independent logical unit because independent logical units cannot be the controlling logical units for an automatic logon session.

To ensure retry of a pending automatic logon, code the AUTORTRY or AUTOTI start option.

You can specify a network-qualified name for LOGAPPL. You cannot specify an LUALIAS name for LOGAPPL.

Note:

1. If an error occurs for the switched connection (an INOP), VTAM reallocates the LOGAPPL session and attempts to redial the logical unit to recover the connection. The original session is ended by disconnecting the dial connection instead of ending the session normally using LOGOFF and TERMSELF.

If you do not code the LOGAPPL operand, the PU and LU must be activated manually.

2. If you specify the NetView or TSO program as the application program on the LOGAPPL operand, you will get unpredictable results in recovery situations.

For more information about establishing sessions, see [z/OS Communications Server: SNA Network Implementation Guide](#).

LOGTAB

LOGTAB — = — *interpret_table_name*

statements:

GROUP, PU, LU

dependencies:

PUTYPE=1 or 2

Specifies the name of an interpret table that VTAM uses when processing logon requests originating from the logical unit. VTAM uses the interpret table to interpret the name received from an initiation request. See [“Interpret table” on page 678](#) for a description of how to define an interpret table.

LOGTAB is valid for dependent logical units only.

LUGROUP

LUGROUP — = — *lu_group_name*

statements:

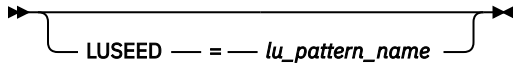
PU

dependencies:

none

Specifies the name of the model LU group that VTAM uses to select a model LU definition when dynamically defining an LU. This operand also indicates that the device supports dynamic definition of LUs.

LUSEED



statements:

PU

dependencies:

LUGROUP

Provides a 1–8 character pattern name that the SDDL exit routine uses to generate an LU name when dynamically defining an LU.

If you use the IBM-supplied SDDL exit routine, this operand is required and must have the following format:

- The first character must be either alphabetical or one of the national characters (@ or \$).
- The remaining characters can be either alphabetical, numerical, or national.
- There must be either two or three contiguous national # characters in the name. These characters represent holders, in which the logical unit's local address is substituted when an LU's name is generated. If you specify three # characters, the LU's logical address is substituted in decimal for the # characters. If you specify two # characters, the LU's logical address is substituted in hexadecimal for the # characters.

When used with a user-written SDDL exit routine, this operand is optional and there are no restrictions on its format. For more information on the SDDL exit, see [z/OS Communications Server: SNA Customization](#).

This operand is valid only when you code the LUGROUP operand.

MAXDATA

For PU type 1:	
<p>Diagram illustrating the MAXDATA operand format for PU type 1: MAXDATA — = — 261 and MAXDATA — = — <i>number_of_bytes</i></p>	
<i>statements:</i>	GROUP, PU
<i>dependency:</i>	see notes
<i>range:</i>	20-65535

For PU type 2:	
<p>Diagram illustrating the MAXDATA operand format for PU type 2: MAXDATA — = — 265 and MAXDATA — = — <i>number_of_bytes</i></p>	
<i>statements:</i>	PU
<i>dependency:</i>	see notes
<i>range:</i>	20-65535

Specifies the maximum number of bytes that the physical unit can receive in one PIU or PIU segment, including the transmission header (TH) and the request or response header (RH). To determine the

maximum PIU (or PIU segment) size that the physical unit can receive, consult the component publications for the specific type of SDLC station represented by this PU definition statement.

The maximum amount of user data that VTAM sends to the physical unit in one PIU is:

- MAXDATA minus 2 bytes (for a PU type 1)
- MAXDATA minus 6 bytes (for a PU type 2)

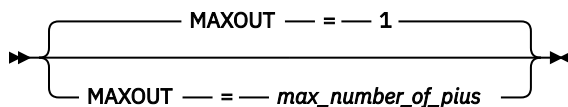
Note: The RU part of the PIU contains the user data. When VTAM segments the PIU, the middle and last PIUs will contain three more bytes of user data in the RU because there is no RH field. The value for the PIU varies with the device; for example, the 3276 requires MAXDATA=262.

You must specify a MAXDATA value for a type 4 or 5 physical unit; there is no default for these physical units.

Note:

1. In a local area network, the value for the MAXDATA operand on the PU definition statement must be less than or equal to the value for the MAXDATA operand on the PORT definition statement for the LAN major node to which the switched physical unit is connected.
2. NCP V4R3 changed the MAXDATA calculation for a type 1 physical unit. See *NCP, SSP, and EP Resource Definition Reference* for information about calculating a MAXDATA value for physical units on non-switched links.
3. MAXDATA is ignored for type 2.1 nodes attached through an NCP, an IBM 3172 Nways Interconnect Controller, or through an IP network for Enterprise Extender. The type 2.1 node supplies the actual value used when the connection is established.

MAXOUT



statements: *GROUP, PU*

dependencies: *ignored for type 2.1 if attached through an IBM 3172 Nways Interconnect Controller*

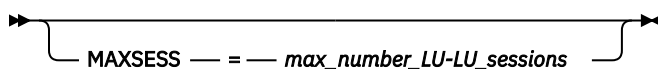
range: *8–127*

Specifies the maximum number of PIUs or PIU segments (if the session parameters allow segmenting of data) that VTAM sends to the physical unit represented by this definition statement before requesting a response.

For performance reasons, you should code MAXOUT=7 if the physical unit represented by this definition statement can handle more than one PIU before sending out a link-level response. To determine this, consult the component publications for the specific type of SDLC station.

Note: MAXOUT is ignored for type 2.1 nodes attached through an IBM 3172 Nways Interconnect Controller or through an IP network for Enterprise Extender.

MAXSESS



statements: *GROUP, PU, LU*

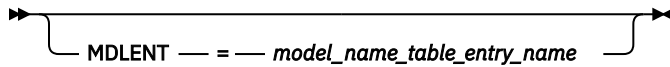
dependencies: *independent LUs attached to an NCP*

range: *1–65535*

Specifies the maximum number of concurrent LU-LU sessions in which an independent LU can participate. The MAXSESS value applies to each connection the LU is using to establish LU-LU sessions. For example, if MAXSESS=2 was specified for LUA and LUA appears on three PUs, LUA can have two sessions on each of the three PUs for a total of six sessions.

If you do not code MAXSESS, or code a value outside the range, the MAXSESS value set on the BUILD definition statement (NCP major node) will be used. Reference the *NCP, SSP, and EP Resource Definition Reference* for more information about this operand.

MDLENT



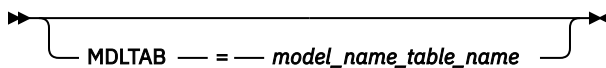
statements: *GROUP, PU, LU*

dependencies: *MDLTAB; PUTYPE=1 or 2*

Specifies the name of the model name table entry to be used for this logical unit.

If you code the MDLENT operand, you must also code the MDLTAB operand. If you omit MDLENT and include MDLTAB, VTAM uses the first entry in the table named in MDLTAB by default.

MDLTAB



statements: *GROUP, PU, LU*

dependencies: *PUTYPE=1 or 2*

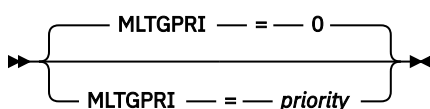
Specifies the name of the model name table to be used for the logical unit. See [“Model name table” on page 708](#) for a description of how to define a model name table.

The model name is passed only when VTAM initiates the session with the application program, for example, only when the LOGAPPL = parameter is also coded.

If you omit the LOGAPPL operand or the MDLTAB operand, VTAM will not provide the name of the model name table to the application during LU-LU session initiation. However, you can provide the model name in other ways. You can enter it from the terminal on the MODEL operand of the LOGON command, or VTAM can send it to the application in a formatted session-initiation request. See [“LOGON command” on page 748](#) for more information on the MODEL operand of the LOGON command.

You can use the MODIFY TABLE command to dynamically replace a model name table. See [z/OS Communications Server: SNA Operation](#) for more information about the MODIFY TABLE command.

MLTGPRI



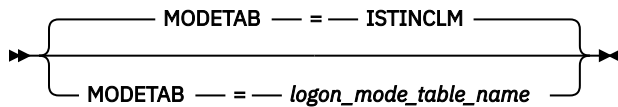
statements: *PU*

dependencies: *none*

Assigns a priority to a line in a MLTG. The lowest priority is 0 and the highest priority is 255. NCP selects higher priority lines before lower priority lines when you code MLTGORDR=MLTGPRI on the BUILD

definition statement. If you code MLTGORDR=FIFO on the BUILD definition statement or if you do not code MLTGORDR, the MLTGPR1 keyword is ignored.

MODETAB



statements:

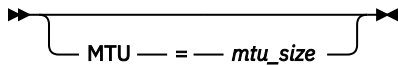
GROUP, PU, LU

dependencies:

PUTYPE=1 or 2

Specifies the name of a logon mode table to be used to correlate each logon mode name with a set of session parameters for the logical unit. The name you code must be the name of a logon mode table created as described in “Logon mode table” on page 685. If you do not supply a logon mode table for the logical unit on the MODETAB operand, an IBM-supplied default logon mode table (ISTINCLM) is used. If you specify a table, both the table you specify and the default table are used.

MTU



statements:

PU

dependencies:

Enterprise Extender only

range:

1024 - 32767

Defines the maximum transmission unit (MTU), in bytes, that is used for predefined Enterprise Extender connections. This MTU size is reduced by VTAM to account for header lengths such as the IP, UDP, and LLC headers that are necessary for EE traffic. If MTU is not specified, VTAM uses the value learned from the TCP/IP stack. This learned value is the minimum MTU size (minus IP and UDP header sizes) associated with all the defined TCP/IP interfaces that can use this local static VIPA. If an MTU size with a value is specified, VTAM uses the lesser of this *mtu_size* value and the value learned from TCP/IP. If the TCP/IP stack presents a value less than 768 bytes, VTAM sets the MTU to 768 bytes because this is the smallest packet size allowed by the HPR architecture. Typically, the MTU size for an EE connection is constant after the EE connection is established. However, if the MTU size of the TCP/IP stack changes, RTP pipes with endpoints in the same node as the TCP/IP stack dynamically detect these changes when their outbound packets are being transmitted. If the learned value is less than the *mtu_size* value, VTAM uses the learned value. Reasons for MTU size changes include the following items:



- New IP routes with different local MTU sizes become available
- Existing IP routes become unavailable
- Path MTU discovery is enable for IPv4 or IPv6 EE connections (see “PMTUD start option” on page 601 for more information), and path MTU changes are discovered in the IP network

You can enable path MTU discovery for IPv4 and IPv6 EE connections (see “PMTUD start option” on page 601 for more information). If path MTU discovery is enabled, VTAM can dynamically learn about any MTU size changes that occur in the IP network. RTP pipes traversing Enterprise Extender connections can reduce their packet size to avoid IP fragmentation. In some environments, you might not be able to use path MTU discovery because firewalls must allow ICMP messages to be forwarded back to the host. In these cases, specify the MTU operand to control the maximum packet size that VTAM sends out on an Enterprise Extender connection.

Tips:

- If the *mtu_size* value is specified and IPv4 Enterprise Extender packets are being fragmented in the IP network, you might need to reduce the *mtu_size* value to account for optional headers that might be present.
- For EE connection networks, you can define the connection network GROUP definition statements in the EE XCA major node.
- For dial-in Enterprise Extender connections with associated PUs that are dynamically created, you can define the MTU parameter in the model major node (DYNTYPE=EE) PU definition statement.

name

	
statements: VBUILD, PATH	statements: GROUP, PU, LU

Specifies the name associated with the resource being defined.

On VBUILD

name is optional. If a syntax or definition error is detected with this statement during activation of the major node, *name* appears in the message issued to identify the error.

The optional *name* you give to this definition statement can be the same as the name VTAM gives to a major node and its definitions when they are filed in the VTAM definition library. The name VTAM gives to the major node is used when messages are issued regarding the node's status.

On PATH

Provides an optional name for the PATH statement.

On PU

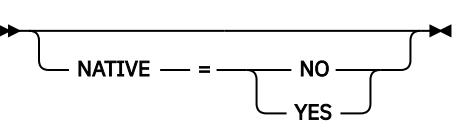
Provides the required minor node name of the physical unit represented by this definition statement.

For an APPN PU, *name* must differ from *control_point_name* (specified on CPNAME) to ensure that a CP-CP session establishment succeeds. If *name* and *control_point_name* are duplicates, the session establishment fails and sense code 08880001 is given.

On LU

Provides the required minor node name of the logical unit represented by this definition statement.

NATIVE



statements:	GROUP, PU
dependencies:	BN=YES; APPN only

Specifies whether this link station represents a connection to a native node.

If NATIVE is not specified on the ADJCP definition statement or on the PU definition statement, the two nodes negotiate their subnetwork affiliation during connection establishment.

- If the NETIDs match, the connection defaults to a native connection.

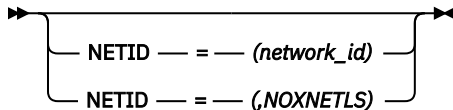
- If the NETIDs are different, the connection defaults to a nonnative connection.

No subnetwork negotiations will occur if NATIVE has been specified; in this case the value between the two nodes must match for connection to occur.

If you code NATIVE on both the ADJCP and PU definition statements, the values must match.

For transmission groups (TGs) between nodes, the value specified or negotiated for NATIVE must match. If a TG is already active, subsequent TG activations must not have a specified or negotiated value for NATIVE that conflicts with the value of NATIVE for the active TG. If there is a conflict, the TG attempting activation is not allowed to become active. If the activation is for a virtual-route-based transmission group then the SSCP-SSCP session will also fail.

NETID



statements:

PU

dependencies:

XNETALS start option

Specifies a 1–8 character network identifier.

Note: The use of the national character, #, is discouraged, because it might not be on keyboards of terminals produced in some countries. Because # might not be available on all terminals, SNA architecture specifically excludes # from the list of valid characters that can be used for defining network identifiers. Although VTAM allows you to use #, other products might enforce this restriction.

NETID=network_id

For type 4 and 5 physical units: NETID identifies the network in which this physical unit resides. It is required for a connection to another network.

If you do not specify a value, the network specified as NETID in the VTAM start options is used.

For type 2 physical units: This operand is used in conjunction with the XNETALS start option in support of nonnative network connection. See ["Chapter 4, "VTAM start options," on page 471"](#) for information about XNETALS.

If you specify NETID on the PU definition statement, VTAM ensures that when the physical unit is active, the connecting resource is within the network specified by NETID. If you omit NETID, VTAM dynamically processes the network ID when connections are established. If you code NETID, and nonnative network connection is not supported, the definition is rejected unless the operand specifies VTAM's network id.

NETID=(,NOXNETLS)

Specifies that VTAM does not allow nonnative network attachment for LU-LU sessions for this PU. When NETID=(,NOXNETLS), VTAM indicates to the NCP that this PU uses VTAM's native network ID.

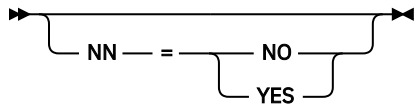
LU-LU sessions might fail if the NETID sent in the BIND from the LU is different than the NETID specified in VTAM (even though PU-PU connections can be established). If no NETID is included in the BIND, or if the NETID is identical to that specified by VTAM, the LU-LU session should activate.

If a dynamic nonnative dial-out connection is required (that is, a session request drives the dial), and it is not an APPN connection, then NETID must be predefined. This ensures that subsequent session requests do not fail because of VTAM's inability to locate dependent logical units by using the dynamic nonnative NETID of the physical unit. This is also true when establishing a DLUS pipe, which is an APPN connection.

For dependent LU server PUs, VTAM will not dynamically process the network ID when CPSVRMGR sessions are established. To correctly define the NETID of a dependent LU server, if the NETID coded on the DLURNAME operand on the PATH statement is different from VTAM's network ID, the NETID

parameter on the PU statement must be coded with the NETID coded on the DLURNAME otherwise the VTAM's network ID will be used for the PU.

NN



statements:

PU

dependencies:

APPN only

Specifies whether the adjacent node is expected to be a network node. If a value for the NN operand is specified, it will be validated when a connection is attempted to the adjacent node. If the adjacent CP is not the type of node that is expected, then connection setup fails. If the NN operand is not specified, then the APPN capabilities of the adjacent node are identified and accepted when a connection is established.

NN=NO

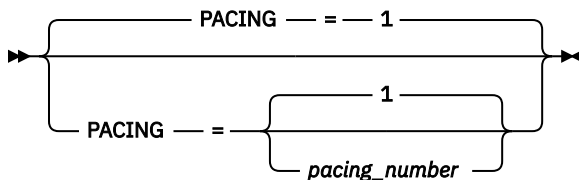
Specifies that the adjacent node is expected to be an end node.

NN=YES

Specifies that the adjacent node is expected to be a network node.

Restriction: In a peripheral subnetwork boundary configuration between a border node and a network node without border node function, the border node appears to the non-border node as an end node. In this case, coding NN=YES on the definition statement that represents the border node, a connection failure will occur. Avoid the failure by not coding the NN operand or by coding NN=NO.

PACING



statements:

GROUP, PU, LU

dependencies:

PUTYPE=1 or 2

range:

0-63

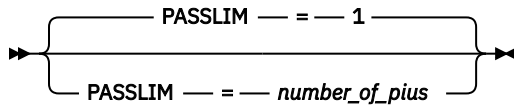
Specifies how VTAM paces the flow of data from the boundary node, which performs pacing for a channel-attached SNA device, to the SLU. The PACING value is not used in all configurations. See [z/OS Communications Server: SNA Network Implementation Guide](#) for more information.

Note: You can also use the FIXED option on this operand. FIXED is an NCP option that allows you to override adaptive session pacing and use fixed pacing instead.

To use the FIXED option, you must code (N,,FIXED). The second comma represents a minimum value that is used by some pre-ENA nodes.

For more information about pacing, see [z/OS Communications Server: SNA Network Implementation Guide](#).

PASSLIM



statements:

GROUP, PU

dependencies:

PUTYPE=1 or 2

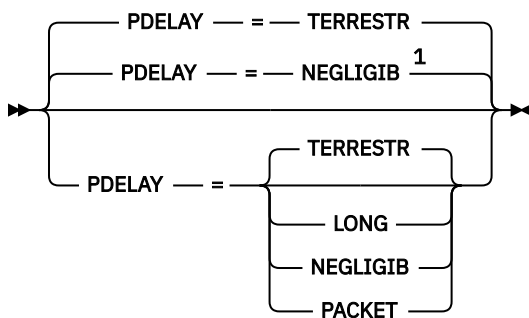
range:

1–MAXOUT value

Determines, for switched physical units connected through an NCP, the maximum number of contiguous PIUs that the NCP sends to the physical unit at one time.

If the switched PU is a type 4 or 5 PU, this operand is ignored. In a switched subarea environment, the value on PASSLIM is overridden with the value of MAXOUT.

PDELAY



Notes:

¹ NEGLIGIB is the default if the TRLE operand is coded.

statements:

GROUP, PU

dependencies:

APPN only

Specifies the maximum propagation delay of the link for the transmission group. Propagation delay represents the time needed for a signal to travel from one end of the link to the other.

PDELAY=NEGLIGIB

Indicates a local area network delay (less than .48 milliseconds).

PDELAY=TERRESTR

Indicates telephone network delay (between .48 and 49.152 milliseconds).

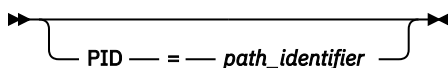
PDELAY=PACKET

Indicates a packet-switched network delay (between 49.152 and 245.76 milliseconds).

PDELAY=LONG

Indicates a satellite delay (greater than 245.76 milliseconds).

PID



statements:

PATH

dependencies:

none

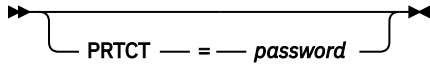
range:

1–255

Specifies an identifier for the path being defined. The operator uses this identifier to change the status of the path.

This identifier is unique for a given physical unit.

PRTCT



statements:

PU

dependencies:

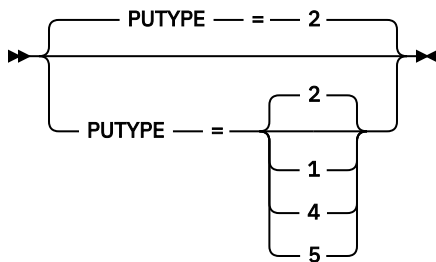
PUTYPE=4 or 5

Specifies a 1–8 EBCDIC character password used to verify the identity of a caller or receiver when switched subarea connections are being established. If you do not specify this operand, the identity of the caller or receiver is not verified when a connection is established.

The password value must be the same at the SSCP of the caller and the SSCP of the receiver. When one side has the password defined, but the other side does not, or if the caller, receiver, or other SSCP does not support call security verification, the connection fails regardless of which side initiates the call. The NCP must support call security verification.

This operand is valid only when PUTYPE=4 or PUTYPE=5.

PUTYPE



statements:

GROUP, PU

dependencies:

none

Specifies the physical unit type. The physical unit type depends on the type of cluster controller (such as 3767, 3174, or AS/400). To determine the physical unit type for a given device, see the component description manual for that device.

For a type 2.1 physical unit, code PUTYPE=2.

For switched subarea connections, code PUTYPE=4 or PUTYPE=5. PUTYPE=4 defines the physical unit as an NCP. PUTYPE=5 defines the physical unit as a VTAM.

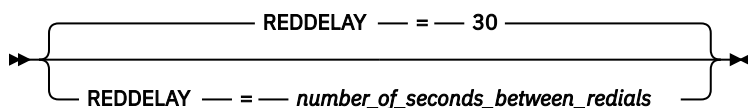
Note: For PU types 4 and 5, an auto call unit (ACU) is required for subarea dial connections to be established.

The physical unit type for a LAN switched station must be 2.

For a PU type 1 or 2, or type 2.1, the value of PUTYPE occupies bits 4–7 of the 48-bit station ID constructed by VTAM for switched network operation. See [“IDNUM” on page 365](#) for a description of the station ID.

Note: The only valid value for Enterprise Extender is PUTYPE=2.

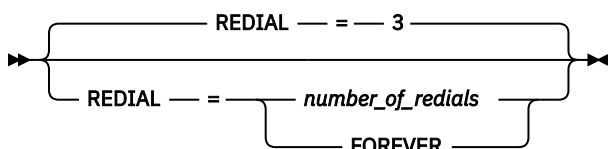
REDDELAY



<i>statements:</i>	<i>PATH</i>
<i>dependencies:</i>	MEDIUM=HPRIP
<i>range:</i>	1-1200

Specifies the number of seconds between each attempt to redial an Enterprise Extender connection. The default is 30 seconds. The minimum value that can be coded is one second. Customers with a very large number of Enterprise Extender connections should not use a small value for REDDELAY, as the amount of activity generated during sustained outages could have significant CPU impact.

REDIAL



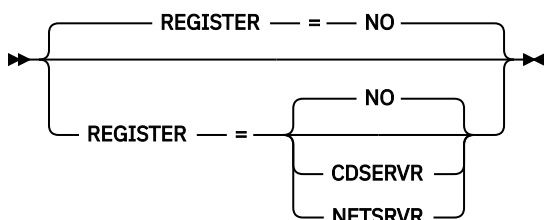
<i>statements:</i>	<i>PATH</i>
<i>dependencies:</i>	FOREVER used only for MEDIUM=HPRIP
<i>range:</i>	0-254

Specifies the number of times dialing is to be retried before returning a dialing error to VTAM. The interval specified by the REDDELAY operand will be observed between redials for Enterprise Extender connections.

If you code 0, dialing is not retried. If you code FOREVER and the switched PU is used for an Enterprise Extender connection, dialing is retried as necessary until either a connection is established or the PU is deactivated. If you code FOREVER and the PU is not used for an Enterprise Extender connection, the value 254 is used.

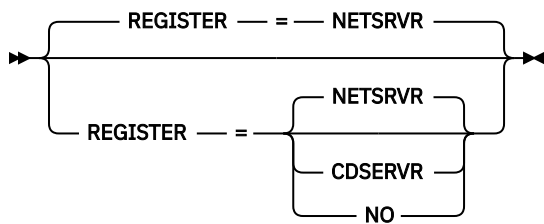
REGISTER

For independent LUs:



<i>statements:</i>	PU, LU
<i>dependency:</i>	APPN only

For dependent LUs:



statements:

PU, LU

dependency:

APPN only

Specifies how a resource should be registered. The default depends on whether you code REGISTER for dependent or independent LUs.

REGISTER=CDSERVER

Indicates that an end node resource is registered to a network node server and directory resource registration is requested for it. A network node resource is registered at the central directory server. If the node is configured as a central directory server, this value has the same effect as NO.

REGISTER=NETSRVR

Indicates that the end node resource should be registered to its network node server, but that directory registration should not be requested for it.

For dependent LUs, NETSRVR is the default, and LOCADDR must be specified as a nonzero value.

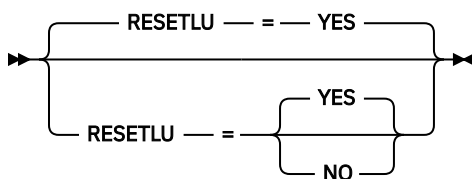
Dependent LUs are not usually the targets of LU-LU session setup attempts and are therefore not likely to be the targets of an APPN LOCATE search. However, because end nodes cannot be searched, you can register their dependent LUs with their network node server.

REGISTER=NO

Indicates that the resource should not be registered.

For independent LUs, NO is the default, and LOCADDR must be specified as 0.

RESETLU



statements:

PU, LU

dependencies:

dependent LUs only

Specifies whether a DACTLU request followed by a ACTLU request will be sent during clean-up processing.

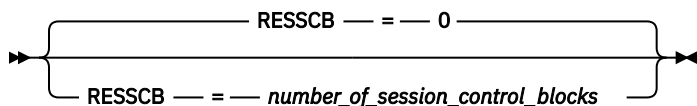
RESETLU=YES

Specifies that during clean-up processing for dependent LUs, VTAM will issue an ACTLU request after the DACTLU request.

RESETLU=NO

Specifies that during clean-up processing for LU-LU sessions, RESETLU=NO prevents a DACTLU-ACTLU from flowing to an LU.

RESSCB



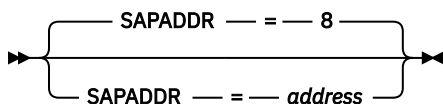
statements: LU
dependencies: independent LUs
range: 0–65535

Specifies the number of session control blocks reserved by the NCP for the logical unit. This operand is valid for independent logical units only. If you code it for other logical units, VTAM ignores it.

This operand applies only to type 2.1 peripheral nodes.

For information about NCP restrictions on this operand, see *NCP, SSP, and EP Resource Definition Reference*.

SAPADDR



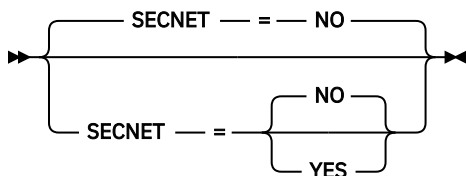
statements: PATH
dependencies: MEDIUM=HPRIP

Specifies the service access point for the switched connection through an Enterprise Extender network.

Note:

1. The SAP values for Enterprise Extender are multiples of 2 and for all other mediums a multiple of 4 applies. A null SAPADDR value has the same meaning as not coding the SAPADDR operand.
2. The remote SAP value specified by SAPADDR must be unique. For more information, see the [z/OS Communications Server: SNA Network Implementation Guide](#)
3. Exercise caution when specifying a Switched Major Node which will be active when the connection network function is in effect for HPR/IP. The remote SAP values specified with SAPADDR on the PATH statement must not match local SAP values specified in a node in the HPR/IP Shared Access Transport Facility (SATF) if connections will be attempted through the defined PATH (and PU) while connections through the connection network are active to that node.
4. Use the defaults for SAPADDR on the PATH definition statements.

SECNET



statements: PU
dependencies: PUTYPE=1 or 2

Specifies whether this physical unit is associated with a secondary network containing resources whose connectivity is not defined to VTAM.

This operand applies only if you have IBM 3710 Network Controllers or IBM 3174 token-ring attachments in your network.

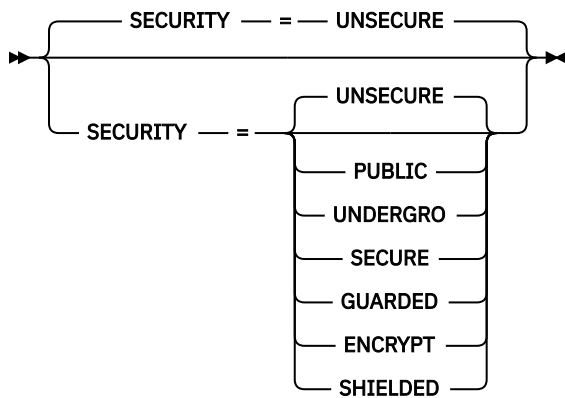
SECNET=NO

Data received by VTAM from this physical unit is not flagged as requiring special problem determination considerations when routed to a communication network application.

SECNET=YES

Data that is received by VTAM from this physical unit is flagged as requiring special problem determination considerations when routed to a communication network application.

SECURITY



statements:

GROUP, PU

dependencies:

APPN only

Specifies the security level of the transmission group. The following options range from the least secure level to the most secure level.

SECURITY=UNSECURE

Specifies no security level.

SECURITY=PUBLIC

Specifies a public switched network.

SECURITY=UNDERGRO

Specifies an underground cable, not guarded.

SECURITY=SECURE

Specifies a secure conduit, not guarded.

SECURITY=GUARDED

Specifies a guarded conduit, physical only.

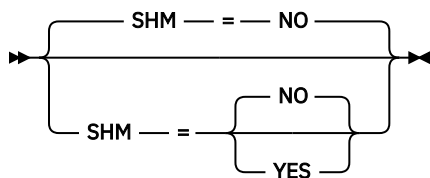
SECURITY=ENCRYPT

Specifies link encryption.

SECURITY=SHIELDED

Specifies a guarded conduit, physical and radiation shielded.

SHM



statements:

PATH

dependencies:

DIALNO; GRPNM; LINENM; NPSI

Specifies whether the switched subarea connection made using this PATH definition statement should be a short-hold mode connection.

SHM is mutually exclusive with the LINENM operand. It is valid only for connections established through X.25 NCP Packet Switching Interface (NPSI).

SHM=NO

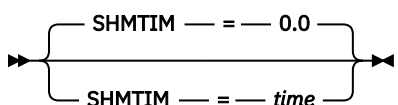
Specifies that short-hold mode is not to be used.

SHM=YES

Specifies that short-hold mode is to be used, and the value specified by the SHMTIM operand should be used as the short-hold mode timer.

When SHM=YES, the DIALNO and GRPNM operands are required. The GRPNM operand is used to specify which group is appropriate for this PATH definition statement.

SHMTIM



statements:

PATH

dependencies:

NPSI connections

range:

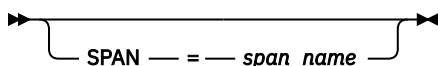
0.0–6553.5 seconds

Specifies the time, in seconds and tenths of seconds, to be used as the short-hold mode timer for a short-hold mode connection that uses the SHM operand.

If SHMTIM=0.0, a default timer value associated with the line is used. Consult the documentation of the product providing the short-hold mode support for the range of timer values that it supports.

This operand is valid only for connections established through NPSI.

SPAN



statements:

PU, LU

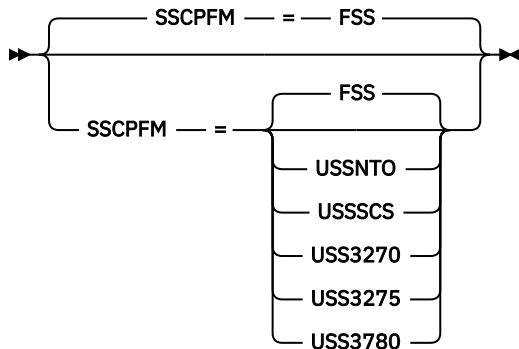
dependencies:

NetView

Defines a span of control for VTAM minor node resources. Code this operand if you are using the NetView program. For a full description, see *IBM Tivoli NetView for z/OS Installation: Configuring Graphical Components*.

The NetView program checks the SPAN value, but VTAM ignores it.

SSCPFM



statements:

GROUP, PU, LU

dependencies:

PUTYPE=1 or 2

Determines what type of RUs the logical unit can support in its communications with the SSCP.

SSCPFM=FSS

Specifies that field-formatted RUs are supported.

Note: You might receive character-coded messages when SSCPFM=FSS.

SSCPFM=USSNTO

Specifies that this logical unit is supported by NTO in the boundary node, and character-coded RUs are supported over its SSCP-LU sessions.

SSCPFM=USSSCS

Specifies that character-coded RUs are supported.

SSCPFM=USS3270

Allows printing of a user-defined logon message (USSMSG10) on BSC printers. Code SSCPFM=USS3270 for terminals attached to a controller defined as an SDLC 3271 (PUTYPE=1) or SDLC 3275 (PUTYPE=1).

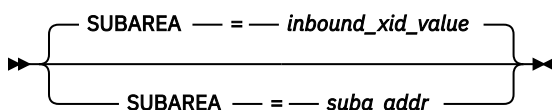
SSCPFM=USS3275

Prevents printing of a user-defined logon message (USSMSG10) for a terminal defined as an SDLC 3275 (PU type 1) that might have an attached printer. Code SSCPFM=USS3275 to prevent the user-defined logon message from printing on BSC printers.

SSCPFM=USS3780

Coded for non-SNA devices supported with NTO that use the 3780 protocol. These devices use USS command facilities such as LOGON and IBMTEST and are supported only by Release 2 of NTO. See *NTO Planning, Migration, and Resource Definition* for more information.

SUBAREA



statements:

PU

dependencies:

PUTYPE=4 or 5

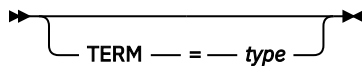
range:

1–value of MXSUBNUM start option

Specifies the subarea address assigned to the physical unit (NCP or VTAM) represented by this PU definition statement. VTAM compares the subarea number in the partner's XID with the defined subarea number to verify that the node on the other end of the switched subarea connection is the one that was expected. This operand is required when PUTYPE=4 or PUTYPE=5.

The SUBAREA value must be the same as the subarea address defined for this physical unit in the other domains of the network. This operand is for switched subarea connections.

TERM



statements:

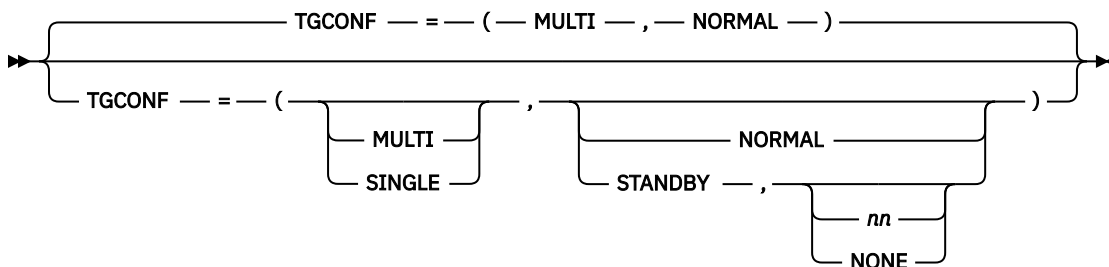
GROUP, PU, LU

dependencies:

PUTYPE=1 or 2

Identifies, for a virtual logical unit supported through NTO, the device data stream compatible characteristics. An application program can find these characteristics by executing an INQUIRE DEVCHAR macroinstruction that names this virtual logical unit. The information is placed in the DEVAUXTP field of the DEVCHAR DSECT. (DEVAUXTP is an 8-byte storage area provided by the application program.) For more information about the DEVCHAR DSECT, see [z/OS Communications Server: SNA Programming](#).

TGCONF



statements:

PU

dependencies:

PUTYPE=4

Specifies whether this subarea link station is in a multilink or single-link transmission group. TGCONF is valid only if you specify PUTYPE=4.

Multilink Transmission Groups

Code TGCONF=MULTI or omit TGCONF for all subarea link stations in a multilink transmission group.

Single-Link Transmission Groups

You do not need to code TGCONF for a single-link transmission group. However, coding TGCONF=SINGLE for a transmission group that contains a single line can improve NCP performance for the transmission group.

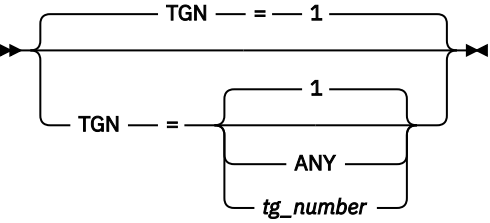
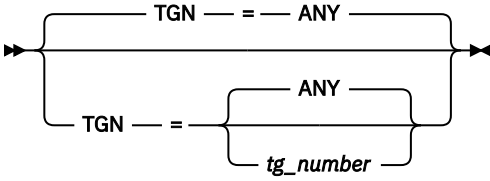
Standby Stations

TGCONF=STANDBY designates if a subarea station is to be used in hot-standby mode. TGCONF=STANDBY is not valid when TGCONF=SINGLE is coded.

Congestion Relief

TGCONF=(MULTI,STANDBY,nn) designates that a subarea station is to be used for hot-standby and congestion relief. The subarea transmits data to relieve congestion in the transmission group configuration if queued data reaches the value specified by nn. nn indicates the percentage reached of a threshold specified by the totthresh suboperand of the ERn keyword on the associated PATH definition statement. The totthresh suboperand defines the total number of bytes that can be queued for transmission to an MLTG before NCP takes control measures to slow down the TG traffic. Valid values for nn are 3, 6, 12, 25, 50, 75, 87, 93, 97, and 100. NONE designates that the station is used only for hot-standby and not for congestion relief.

TGN

For subarea TGN:	For APPN TGN:
 <p>statements: PU</p> <p>dependency: PUTYPE=4,5</p> <p>range: 1-255</p>	 <p>statements: PU</p> <p>dependency: PUTYPE=2, CPNAME, NETID</p> <p>range: 0-20</p>

Subarea

Specifies the transmission group (TG) of the switched subarea connection associated with this physical unit. For subarea, this operand is valid only when PUTYPE=4 or PUTYPE=5.

APPN

Specifies the transmission group (TG) that represents the connection between this node and the destination APPN node. For APPN, this operand is valid when PUTYPE=2.

By specifying a *tg_number*, you indicate a preferred TG which might or might not be used depending on how the partner nodes negotiate the number.

For APPN-capable nodes, the CPNAME and NETID operands are required with the TGN operand. Note that you can specify the CPNAME operand without the TGN operand and the transmission group number will be negotiated. However, if a value for TGN is specified, then a value for CPNAME and NETID must also be specified.

TGN=*tg_number*

Specifies a decimal number assigned to the transmission group.

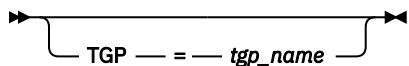
For APPN, coding TGN=0 means that the PU does not support parallel TGs.

TGN=ANY

For subarea, allows the adjacent node to accept whatever valid transmission group number it receives on the XID. You can specify TGN=ANY for only one end of the transmission group. For the other end, specify a valid TGN number or let it default to 1. If you specify TGN=ANY for both ends, an error occurs. For APPN, coding TGN=ANY, or not coding TGN, allows the transmission group number to be negotiated. For connections to LEN nodes, or to any node that does not support parallel TGs, TGN=0 is always assumed.

Note: VTAM does not validate TGN when coded for subarea resources.

TGP



statements:

GROUP, PU

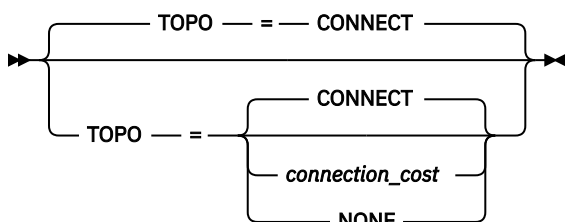
dependencies:

APPN only

Specifies the name of a transmission group (TG) profile. The characteristics of the TG profile (along with any modifiers) become the characteristics of the PU. If TGP is not specified or has not been activated when the PU becomes active, default TG characteristics are assigned.

See [“APPN transmission group profile” on page 441](#) for more information on transmission group profiles.

TOPO



statements:

PU

dependencies:

APPN only

range:

0–255

Controls the way APPN connections using this link station will be reported to APPN topology and routing services for inclusion into APPN functions.

If you change a VTAM's node type from network node to end node by deactivating the VTAM and then reactivating it with NODETYPE=EN, you might need to change the switched PU definitions in partner VTAMs to use TOPO=NONE. This is suggested only if the switched PU connection is predefined and you have been using this VTAM as an intermediate routing node.

TOPO=CONNECT

APPN topology and routing services receives information about the connection and its characteristics when the connection is activated. When the connection is deactivated, APPN topology and routing services receives notification that the TG is inactive.

TOPO=connection_cost

Indicates that the connection is to be treated as auto-active with a connection cost override. Auto-active allows a switched physical unit to be selected for routing prior to the actual establishment of the connection.

If a *connection_cost* is coded, then CPNAME, NN, and TGN=*tg_number* must also be coded. If one or more of these operands is not coded, then the connection cannot be reported prior to activation and the TOPO support is forced to CONNECT.

Note: *connection_cost* is valid only for switched major nodes.

TOPO=NONE

APPN topology and routing services receives no information concerning connections established with this link station. This means that connections using this link station are not available for APPN network services.

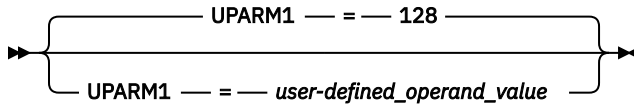
TYPE

➤ TYPE — = — SWNET ➤

<i>statements:</i>	<i>VBUILD</i>
<i>dependencies:</i>	<i>none</i>

Means that the VBUILD definition statement defines a switched major node to VTAM. All physical units defined in this major node can be connected only by a switched link. This operand is required.

UPARM1

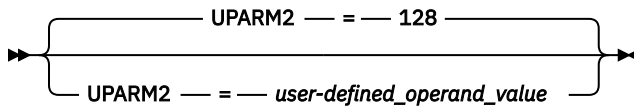


<i>statements:</i>	<i>GROUP, PU</i>
<i>dependencies:</i>	<i>APPN only</i>
<i>range:</i>	<i>0–255</i>

Specifies a user-defined operand value.

See [z/OS Communications Server: SNA Network Implementation Guide](#) for an example of using the UPARM operands.

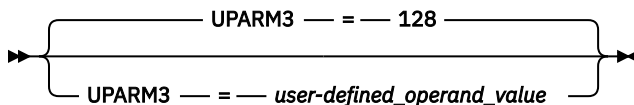
UPARM2



<i>statements:</i>	<i>GROUP, PU</i>
<i>dependencies:</i>	<i>APPN only</i>
<i>range:</i>	<i>0–255</i>

Specifies a user-defined operand value.

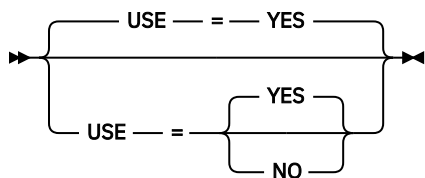
UPARM3



<i>statements:</i>	<i>GROUP, PU</i>
<i>dependencies:</i>	<i>APPN only</i>
<i>range:</i>	<i>0–255</i>

Specifies a user-defined operand value.

USE



statements:

PATH

dependencies:

none

Specifies whether the path is initially usable or not usable. This attribute of the path can be modified by the VTAM operator, using the VARY PATH command. The effect of USE=YES and USE=NO for a path is similar to the effect of ISTATUS=ACTIVE and ISTATUS=INACTIVE for a minor node.

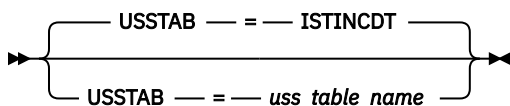
USE=NO

Specifies that the path is initially not usable.

USE=YES

Specifies that the path is initially usable.

USSTAB



statements:

GROUP, PU, LU

dependencies:

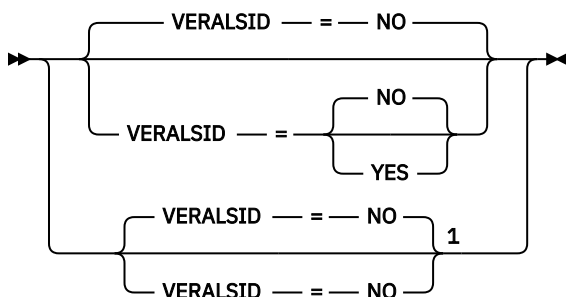
PUTYPE=1 or 2; dependent LUs only

Specifies the name of a USS table that VTAM uses to process character-coded input that it receives from the logical unit.

A terminal user can issue a USS command with the LANGTAB operand. This causes a second USS table to be associated with the logical unit, which overrides the table specified with USSTAB. If you do not code USSTAB and a LANGTAB USS table is not in use, the IBM-supplied USS table (ISTINCT) is used. For more information on USS tables, see [“Unformatted system services tables” on page 719](#).

USSTAB is valid for dependent logical units only.

VERALSID



Notes:

¹ VERALSID=NO is the only valid value if the TRLE operand is coded.

statements:

GROUP, PU

dependencies:

APPN only

Specifies whether the adjacent link station name should be used to determine the link station. When specified as YES, the connection endpoints must supply the same name in the CV0EF7 vector that is appended to the XID3. The name supplied in CV0EF7 is the name of a switched PU or the name of a PU under a non-switched line.

VERALSID=NO

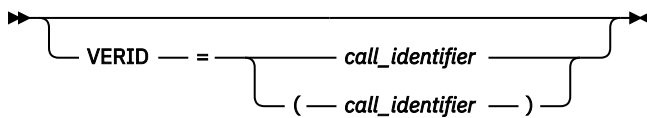
Specifies that the adjacent link station name is not used to determine the link station.

VERALSID=YES

Specifies that the adjacent link station name is used to determine the link station.

When specified as YES, the connection endpoints must supply the same name in the CV0EF7 vector that is appended to XID3s. The name supplied in CV0EF7 is the name of a switched PU or the name of a PU under a non-switched line.

VERID



statements:

PATH

dependencies:

GRPNM

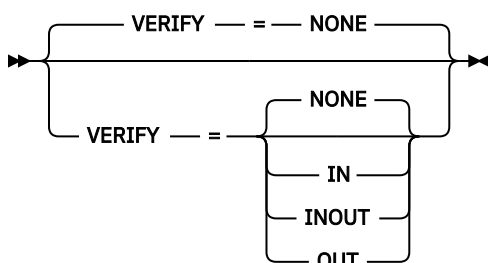
Specifies one or more call identifiers to be used by call ID verification.

Call identifier is a general term for an identifier provided by a switched network that identifies the telephone number of the device at the other end of the switched line. For example, the calling DTE address is such an identifier in X.25 networks. Each call identifier is specified as a character string and can be up to 251 bytes long.

If you code VERID:

- GRPNM is required.
- VERIFY=NONE is *not* valid.
- The *list form* is required if you specify more than one call identifier. For example, to specify call identifiers *id1* and *id2*, code VERID=(id1,id2).

VERIFY



statements:

PATH

dependencies:

GRPNM; VERID

Specifies when call ID verification is to be performed if this PATH definition statement is used.

If the VERIFY operand is specified or defaults to NONE and all PATH definition statements for this physical unit specify or default to CALL=INOUT, an inbound call is accepted from a switched line group.

If call ID verification (VERIFY=IN, VERIFY=OUT, or VERIFY=INOUT) is specified on any PATH definition statement, an inbound call is accepted only if it is using a line group for which there is a PATH definition statement that specifies or defaults to CALL=IN or CALL=INOUT. That is, if one PATH definition statement specifies call ID verification, all valid paths (inbound and outbound) must be defined, including those paths for which call ID verification is not to be performed.

If you code the VERIFY operand with any value other than VERIFY=NONE, GRPNM is required.

VERIFY=IN

Specifies that call ID verification is to be performed for inbound calls using this PATH definition statement. If VERIFY=IN, CALL=OUT is not valid. If VERIFY=IN, VERID and GRPNM are required.

VERIFY=INOUT

Specifies that call ID verification is to be performed for inbound and outbound calls using this PATH definition statement. If VERIFY=INOUT, CALL=INOUT is required. If VERIFY=INOUT, VERID and GRPNM are required.

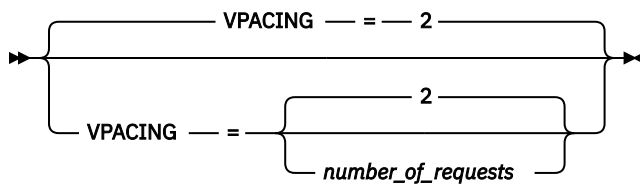
VERIFY=NONE

Specifies that call ID verification is not to be performed for inbound or outbound calls using this PATH definition statement. If VERIFY=NONE, VERID is not valid.

VERIFY=OUT

Specifies that call ID verification is to be performed for outbound calls using this PATH definition statement. If VERIFY=OUT, CALL=IN is not valid. If VERIFY=OUT, VERID and GRPNM are required.

VPACING



<i>statements:</i>	<i>GROUP, PU, LU</i>
<i>dependencies:</i>	<i>PUTYPE=1 or 2</i>
<i>range:</i>	<i>0-63</i>

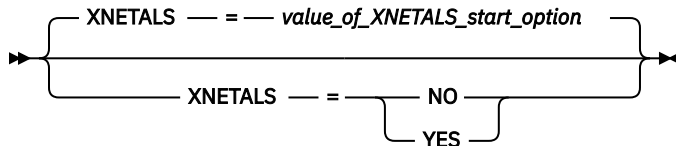
Specifies how VTAM paces the flow of data from the boundary node containing the PLU to the boundary node that performs pacing for a channel-attached SNA device.

Note: You can also use the FIXED option on this operand. FIXED is an NCP option that allows you to override adaptive session pacing and use fixed pacing instead.

To use the FIXED option, you must code (N,,FIXED). The second comma represents a minimum value that is used by some pre-ENA nodes.

For more information about pacing, see [z/OS Communications Server: SNA Network Implementation Guide](#).

XNETALS



statements: *PU*
dependencies: *none*

determines whether the network ID of an attaching node or VTAM's network ID is used for an adjacent nonnative node. Used to control how a nonnative node can attach to VTAM.

Note: The XNETALS option has changed in the way VTAM treats PUs that send in nonnative NETIDs in their XID. VTAM used to let the PU connect and treated it as if it sent in the same NETID that VTAM started with but that is no longer true. If the NETID that the PU sent in its XID is not the same as VTAM's and XNETALS=NO or is defaulted, IST680I will be issued.

XNETALS=NO

Indicates that VTAM's network ID will be used to represent the connecting node's network ID.

During connection:

- If the NETID operand is specified on the PU statement, then it must specify VTAM's network ID.
- If the NETID operand is not coded on the PU statement, then VTAM's network ID is assumed and the adjacent node's network ID is ignored.

During LU-LU session establishment:

- If the network ID for the originating LU is specified (during connection time) and is not identical to VTAM's network ID, the session will not be established.
- If the originating LU is not using a network qualified name, VTAM's network ID is assumed and the session will be established.

Note: If the PU is a dependent LU server or requester, nonnative network connection is not allowed if XNETALS=NO is specified and the NETID operand is not coded.

XNETALS=YES

indicates that the network ID of the adjacent PU will be used for connection and session establishment.

During connection:

- If the NETID operand on the PU statement is coded, it will be used as the PU's network ID. In this case, the network ID specified on the PU statement must match the network ID specified by the attaching node during connection processing.
- If the NETID operand is not specified on the PU statement, then the network ID specified by the attaching node during connection processing will be assumed.

During LU-LU session establishment:

- If the network ID for the originating LU is specified and does not match the PU's network ID, the session will not be established.
- If the originating LU name is not a network qualified name, the session will be established. VTAM will qualify the LU's name with the attaching node's network ID.

Note: Providing that XNETALS=YES is coded, you can prohibit nonnative network attachment for LU-LU sessions for a particular PU by coding XNETALS=NO on the GROUP, LINE or PU statements.

Transport resource list major node

To define a transport resource list major node, code the following definition statements:

- One VBUILD definition statement to begin the transport resource list major node.
- One transport resource list element (TRLE) definition statement for each multipath channel (MPC) connection.

The transport resource list element is not a resource, but describes the connectivity characteristics of the multipath channel line that is used for the connection.

An MPC connection can be used for both SNA & TCP/IP application traffic. See *z/OS Communications Server: IP Configuration Guide*. Any user of the connection is referred to as an upper layer protocol (ULP).

For a connection between VTAM and an adjacent APPN node, the TRLE operand on the PU definition statement in the local SNA major node that defines the adjacent APPN node identifies the TRLE definition statement VTAM uses to route data over the connection.

For all MPC connections defined by way of a TRLE definition, the subchannel addresses for the MPC connection must be defined. For all connections except OSA-Express, each subchannel address is dedicated to one direction of flow, either read or write, and the addresses are defined on the READ and WRITE operands.

With MPC dynamics support, if at least one WRITE and one READ subchannel path is allocated successfully, an MPC connection is activated. Additional paths (defined but not ONLINE) in an MPC group can later be dynamically added to the active group using the MVS command VARY device ONLINE. For example, if there is a need for an increase in capacity to allow for extra traffic over a channel, additional paths can be added to the active group without disruption. Similarly, paths can be deleted from the active group when no longer needed using the MVS command VARY device OFFLINE. Deletion of the last active READ or WRITE device can be controlled (allowed or disallowed) by MPC dynamics. See *“WRITE” on page 406* for more information.

For OSA-Express, there are two types of subchannels. There are subchannels dedicated to control flows, and there are subchannels dedicated to data. Control flows include signalling flows to set up and terminate connections, and data identified by the ULP to be transmitted over control channels. Data is any data the ULP identifies as not control. Data subchannels can be used for sending and receiving data through the OSA-Express device, or for receiving trace data from the OSA-Express device. The control subchannels are defined on the READ and WRITE operands, and the data subchannels are specified on the DATAPATH operand. The PORTNAME operand on the TRLE definition statement is used by TCP/IP for TCP/IP to achieve connectivity through the OSA-Express device.

Note: For OSA-Express, Channel Unit Address and Subchannel are the same as the device number as specified in the hardware configuration definitions.

For detailed instructions on setting up an OSA-Express feature, see <https://www.ibm.com/docs/en/zos/2.3.0?topic=osa-z-systems-express-customers-guide-reference>.

See the *z/OS Communications Server: SNA Network Implementation Guide* for more information about MPC connections.

Table 25. Transport resource list major node statements and operands

Name	Definition statement	Operands	Page	Req	Sift effect	Default	Restrictions, dependencies
name	VBUILD	TYPE=TRL	“TYPE” on page 406	R			
name	TRLE	DATAPATH	“DATAPATH” on page 398				

Table 25. Transport resource list major node statements and operands (continued)

Name	Definition statement	Operands	Page	Req	Sift effect	Default	Restrictions, dependencies
		LNCTL	“LNCTL” on page 400	R		MPC	
		MAXBFRU	“MAXBFRU” on page 400			5	
		MAXREADS	“MAXREADS” on page 401			4	MPCLEVEL=HPDT
		MPCLEVEL	“MPCLEVEL” on page 401			HPDT	HPR start option, MAXREADS, STORAGE
		MPCUSAGE	“MPCUSAGE” on page 402			SHR	MPCLEVEL=HPDT
		PACKING	“PACKING” on page 402			OFF	MPCLEVEL=HPDT, point-to-point connections
		PORTNAME	“PORTNAME” on page 403				
		PORTNUM	“PORTNUM” on page 404			0	MPCLEVEL=QDIO, OSA-Express3 at minimum in QDIO mode
		READ	“READ” on page 404	R			
		REPLYTO	“REPLYTO” on page 405			3.0	
		STORAGE	“STORAGE” on page 406			DS	MPCLEVEL=HPDT
		WRITE	“WRITE” on page 406	R			

Legend:

R

Required operand.

Transport resource list major node coding notes

This information contains coding notes for the transport resource list major node.

VBUILD definition statement

Code a VBUILD definition statement for each TRL major node.

TRLE definition statement

Code one TRLE definition statement for each MPC line that is used for a connection.

Transport resource list major node full syntax

The full syntax for the transport resource list major node follows. The syntax for each operand is repeated in [“Transport resource list major node operand descriptions”](#) on page 398.

VBUILD

» *name* »

» VBUILD »

» TYPE — = — TRL »

TRLE

» *name* »

» TRLE »

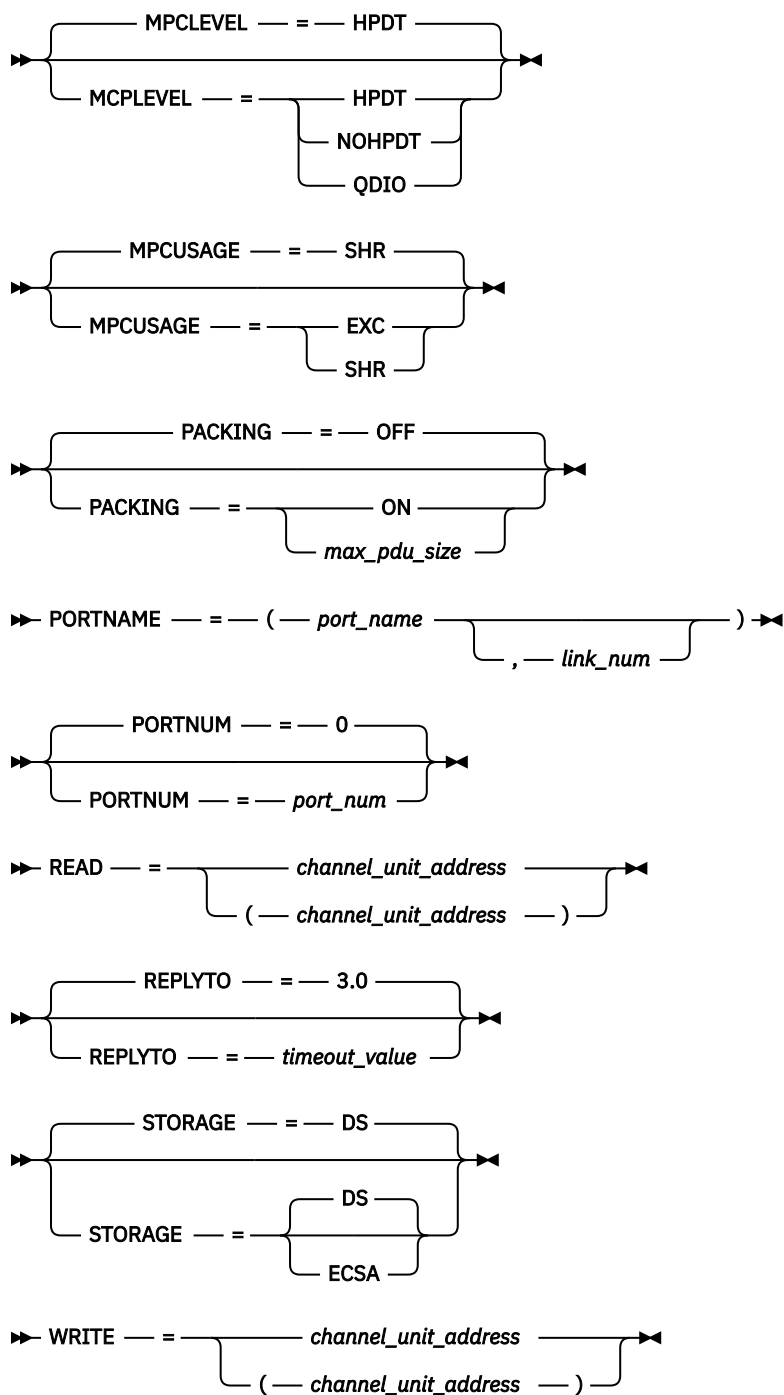
» DATAPATH — = — *channel_unit_address* »
(— *channel_unit_address* —)

» LASTRW — = — DISALLOW »
LASTRW — = — ALLOW »
DISALLOW

» LNCTL — = — MPC »

» MAXBFRU — = — 5² »
MAXBFRU — = — 1¹ »
MAXBFRU — = — *number_of_buffers* »

» MAXREADS — = — 4 »
MAXREADS — = — *number_of_available buffers* »



Notes:

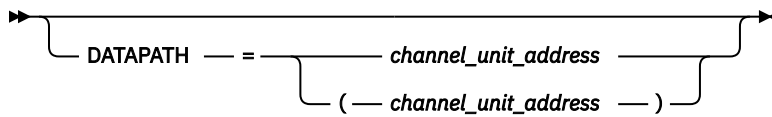
¹ MAXBFRU defaults to 1 when HPR=NO, XID=NO, CONNTYPE=LEN, or the VTAM node is not HPR capable.

² MAXBFRU defaults to 5 when HPR=YES, XID=YES, CONNTYPE=APPN, and the VTAM node is HPR capable.

Transport resource list major node operand descriptions

The following information describes the operands you can code for the transport resource list major node.

DATAPATH



statements:

TRLE

range

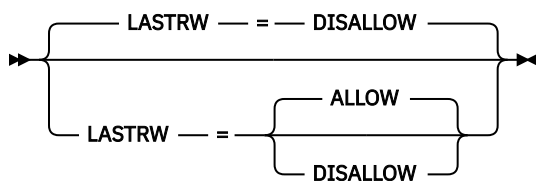
X'000'-X'FFFF'

Specifies the subchannel addresses used to read and write data through an OSA-Express connection. You must code at least one DATAPATH subchannel. You must specify only subchannel addresses that have been defined as OSA devices in the hardware I/O configuration (using HCD, IOCP, or another suitable means of hardware definition). Do not include subchannel addresses that are defined as OSAD devices. Do not code a subchannel address for the DATAPATH operand that is also coded for either the READ operand or the WRITE operand in the same host. See <https://www.ibm.com/docs/en/zos/2.3.0?topic=osa-z-systems-express-customers-guide-reference>.

Subchannel addresses can be defined as a single address, as a range of addresses, or both. A range is indicated by a hyphen(-). VTAM generates addresses for the range. For example, DATAPATH=(132,128-130,13A) defines the addresses 132, 128, 129, 12A, 12B, 12C, 12D, 12E, 12F, 130, and 13A. A total number of 255 datapath addresses can be defined. For more information about *hardware limits on the number of addresses that can be defined for this operand*, see <https://www.ibm.com/docs/en/zos/2.3.0?topic=osa-z-systems-express-customers-guide-reference>.

Each TCP/IP stack in the same logical partition instance that starts an OSA-Express interface in QDIO mode is assigned one of the DATAPATH channels by VTAM. If TCP/IP is using multiple virtual LANs (VLANs), each interface in the same logical partition instance that is started is assigned one of the DATAPATH channels by VTAM. Any TCP/IP in the same logical partition instance that starts an OSA-Express network traffic analyzer (OSAENTA) trace is also assigned one of the DATAPATH channels by VTAM. One OSA-Express network traffic analyzer can be active at any one time for each OSA port. You must code a sufficient number of DATAPATH subchannel addresses to accommodate the number of concurrent instances that will use an OSA-Express port. For example, if you want three instances of TCP/IP in the same logical partition and none of the three TCP/IP instances are using multiple VLANs or OSAENTAs, code the DATAPATH operand in the TRLE as follows: DATAPATH=(592,593,594), or DATAPATH=(592-594).

LASTRW



Specifies if the last active read or write device is allowed to be deactivated by the MVS VARY OFFLINE command.

LASTRW=DISALLOW

Indicates if LASTRW=DISALLOW the MVS VARY OFFLINE command will not deactivate the last read or write device within the MPC group. Instead of deactivating the last device, VTAM will issue a warning message, IST1706I, informing the operator that an attempt was made to deactivate the last R/W device, and the command is not allowed. The device will remain in a pending offline state. Instead of using VARY OFFLINE to deactivate the MPC group, use the appropriate VTAM (VARY INACT) or TCP/IP (STOP DEVICE) command, or VARY OFFLINE FORCE.

LASTRW=ALLOW

Specifies if LASTRW=ALLOW, the MVS VARY OFFLINE command will deactivate any or all devices within the MPC group, including the last active read or write device. When the last active read or write

device is deactivated, the MPC group will become inactive (for example, loss of connectivity to the MPC device).

Note: Coding of the LASTRW operand is ignored for OSA. VTAM will ignore VARY OFFLINE (without FORCE) for OSA in all cases.

LNCTL

➤ LNCTL — = — MPC ➤

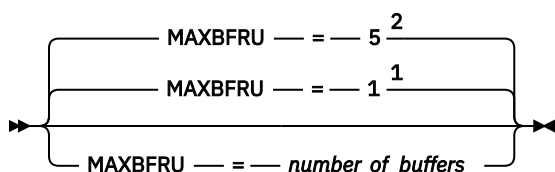
statements:

TRLE

Indicates that the link is a multipath channel link.

This operand is required.

MAXBFRU



Notes:

¹ MAXBFRU defaults to 1 when HPR=NO, XID=NO, CONNTYPE=LEN, or the VTAM node is not HPR capable.

² MAXBFRU defaults to 5 when HPR=YES, XID=YES, CONNTYPE=APPN, and the VTAM node is HPR capable.

statements:

TRLE

range:

1–16

Specifies the number of 4K buffer pages VTAM uses to receive data when activating a multipath channel. The same MAXBFRU value is used for each of the READ subchannels. The resulting buffer size is *number_of_pages* multiplied by 4K. The total buffer space used is 4K multiplied by *number_of_pages* multiplied by the number of READ subchannels.

VTAM automatically substitutes a value of 16 for any coded value higher than 16 without issuing a warning message.

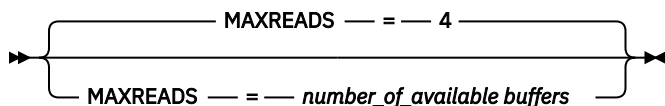
Some devices might have a hardware restriction on the maximum number of buffers. If there is a hardware buffer size for multipath channel, VTAM compares the MAXBFRU value and the hardware buffer size and uses the smaller of the two to avoid excessive fixed storage.

MAXBFRU is not used to determine the buffer size of the WRITE subchannels coded on this host. The WRITE subchannel buffer size is determined dynamically by VTAM, depending on the setting at the READ end of the channel.

You can reduce this value after examining VTAM multipath channel tuning statistics so that excessive storage is not allocated for each subchannel. To obtain tuning statistics output, code the TNSTAT start option.

For connections to an OSA-Express feature, MAXBFRU is fixed at 2 and should not be coded.

MAXREADS



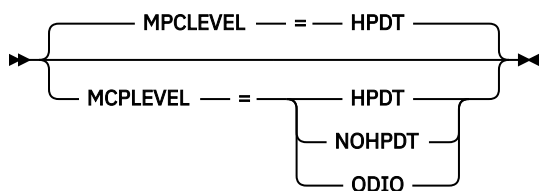
<i>statements:</i>	<i>TRLE</i>
<i>range:</i>	<i>4–8</i>
<i>dependencies:</i>	<i>MPCLEVEL=HPDT</i>

Specifies how many read buffers are available to read data over a high performance data transfer (HPDT) MPC connection.

This operand is valid only when MPCLEVEL=HPDT is specified.

For connections to an OSA-Express feature, MAXREADS is fixed at 2 and should not be coded.

MPCLEVEL



<i>statements:</i>	<i>TRLE</i>
<i>dependencies:</i>	<i>HPR start option, MAXREADS, PACKING, STORAGE</i>

Specifies the level of MPC capability to be used for the connection. See [z/OS Communications Server: SNA Network Implementation Guide](#) for information about the different levels of MPC capability provided by VTAM.

MPCLEVEL=HPDT

Indicates that HPDT MPC is to be used for the connection.

Note: For connections to an adjacent APPN node or an Open Systems Adapter port: When MPCLEVEL=HPDT, you must code HPR=RTP in the start list for this VTAM. This restriction does not apply if this MPC connection is only for IP traffic.

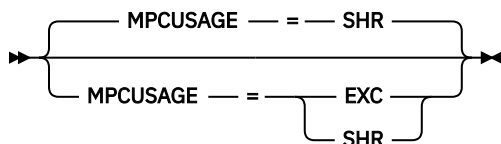
MPCLEVEL=NOHPDT

Indicates that non-HPDT MPC is to be used for the connection. If MPCLEVEL=NOHPDT is specified and a value is coded for the MAXREADS, PACKING, or STORAGE operand, the values specified for MAXREADS, PACKING, or STORAGE are ignored.

MPCLEVEL=QDIO

Indicates that the Queued Direct I/O interface is used for an OSA-Express feature. Control data is transmitted across the one READ and one WRITE device. Normal data is transmitted across a DATAPATH device, where each ULP is assigned its own device number for normal data when the device or interface is started, and a device number for trace data when the OSA-Express network traffic analyzer (OSAENTA) trace is started. When the MPCLEVEL value is QDIO, HPDT MPC is also used for this connection across the control channels. When you code MPCLEVEL=NOHPDT, the PACKING and STORAGE operands are ignored. The MAXREADS value is forced to 2 and should not be coded.

MPCUSAGE



statements:

TRLE

dependencies:

MPCLEVEL=HPDT

Specifies whether multiple usage (sharing) or single usage (exclusive) of an MPC (with HPDT) group is allowed. This keyword is ignored for non-HPDT capable MPC groups. Users of the MPC group are the various protocol stacks (for example, APPN or TCP/IP).

MPCUSAGE=SHR

Indicates this group can be used by multiple protocol stacks at the same time.

MPCUSAGE=EXC

Indicates this group can be used only by a single protocol stack at a time. The first to activate the group becomes the exclusive user of that MPC group. All subsequent activation attempts (while the group is in use) will be rejected. Defining exclusive usage will provide improved performance.

name

--	--

On VBUILD

name is optional. If a syntax or definition error is detected with this statement during activation of the major node, *name* appears in the message issued to identify the error.

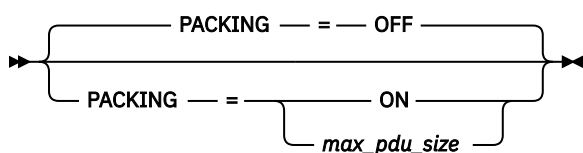
The optional *name* you give to this definition statement can be the same as the name VTAM gives to a major node and its definitions when they are filed in the VTAM definition library. The name VTAM gives to the major node is used when messages are issued regarding the node's status.

On TRLE

Assigns a required name for the TRLE. This name cannot match the VTAMLST member name containing this Transport resource list major node.

For an IBM Open Systems Adapter-Express (OSA-Express) port operating in QDIO mode the name specified here will be downloaded into the OSA-Express as OSA name at the time the TCP/IP device for this OSA connection is activated.

PACKING



statements:

TRLE

dependencies:

MPCLEVEL=HPDT, point-to-point connection

range:

1024-8192 (for max_pdu_size)

Specifies whether to disable or enable HPDT packing. Use PACKING=max_pdu_size, varying max_pdu_size to tune HPDT packing.

PACKING=OFF

Specifies the packing size limit to zero which, in effect, disables the function. PACKING=OFF is the default.

PACKING=ON

Enables HPDT packing by setting a packing size limit of 2048.

PACKING=max_pdu_size

Enables HPDT packing by setting a packing size limit of max_pdu_size. The valid range for max_pdu_size is 1024 to 8192 inclusive.

Protocol Data Unit (PDU) is the MPC term for a logical piece of data to be read or written. A PDU consists of protocol headers, likely followed by application data. Protocol headers include the IP header, the HPR NHDR/THDR, the SNA transmission header (TH), and the SNA request header (RH).

The HPDT device driver compares the size of each outbound PDU to the packing size limit. If the PDU size is less than or equal, and other criteria are met, the PDU is physically moved to and transmitted from a packing buffer. If the PDU size is larger, the PDU will be transmitted in the traditional manner using Indirect-Data-Address Word (IDAW) relocation.

HPDT packing is a compromise between an increase in storage and CPU consumption in order to increase throughput by improving channel utilization. In the host-to-router or host-to-channel extender configuration, where bottlenecks may be the channel bandwidth or adjacent link station capacity, it is likely the benefit of the increase in throughput would exceed the cost of additional host storage and CPU. In other configurations, the cost of the packing buffers or CPU resource will exceed the throughput benefits.

It is recommended HPDT packing remain disabled for the following conditions:

1. On systems that are storage or CPU constrained.
2. When the majority of the PDUs are ineligible (for example, TCP/IP traffic), which will cause the packing buffers to be allocated but under used.
3. For MPC groups containing multiple write devices. The storage cost could be excessive and therefore likely outweigh the throughput benefit.

If none of the above conditions is a concern, and HPDT packing appears beneficial, the following steps are recommendations:

1. Adjust the write data segment size such that it's equal to one of the CSM data space pool sizes (4K, 16K, 32K, or 60K). For more information, see the information about channel connections between APPN nodes in the [z/OS Communications Server: SNA Network Implementation Guide](#).
2. Review the SNA RU size (logmode entries) for native SNA traffic and the TCP/IP MTU size for Enterprise Extender traffic.

If max_pdu_size is specified within the range, and MPCLEVEL is not HPDT or the connection is not point-to-point, then the value is accepted but ignored.

PORTNAME

➤ PORTNAME — = — (— port_name — , — link_num —) ➤

statements:

TRLE

dependency:

OSA port operating in QDIO mode.

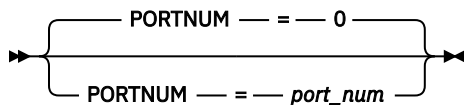
Specify a *link_num* value only for an OSA-Express port that is operating in QDIO mode and customized for LAN emulation. The *link_num* value is mutually exclusive with the PORTNUM operand of the TRLE definition statement.

port_name

Specifies the Open Systems Adapter (OSA) port name. The name must be unique in one logical partition and it must be unique for an OSA CHPID that is shared by multiple logical partitions. Some OSA-Express3 or later features provide support for multiple ports per CHPID. The port name assigned to each port on a specific CHPID must also be unique. In general, each defined port name should be unique within your network. The maximum length for the *port_name* value is 8 characters.

For an Open Systems Adapter-Express (OSA-Express) port operating in QDIO mode, the name specified for the *port_name* value is downloaded into the OSA-Express when the first TCP/IP device for this OSA-Express port is activated. For OSA-Express QDIO connections, this name must be defined as the device name in the TCP/IP profile DEVICE statement or as the port name in the TCP/IP profile INTERFACE statement for any TCP/IP stack that will use this OSA-Express feature. This name must also be defined as the port name on a VARY TCPIP,,OSAENTA command or the port name on an OSAENTA profile statement if a TCP/IP stack will start an OSA-Express network traffic analyzer trace on this OSA feature.

PORTNUM



statements:

TRLE

dependency:

Specify a *port_num* value only for an OSA-Express3 or later port operating in QDIO mode. The PORTNUM operand is mutually exclusive with the *link_num* value specified on the TRLE PORTNAME definition statement.

range:

0-15

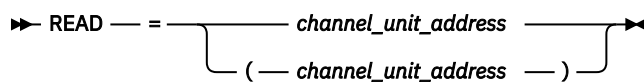
Some OSA-Express3 or later features provide support for multiple ports per network interface card (NIC). To access these ports, you must supply a physical port number on the QDIO TRLE definition to distinguish between the physical ports on an OSA-Express3 or later NIC. For additional information, see <https://www.ibm.com/docs/en/zos/2.3.0?topic=osa-z-systems-express-customers-guide-reference>.

port_num

Specifies the physical port number of an OSA-Express3 or later NIC that is to be associated with this QDIO MPC group. The PORTNAME and PORTNUM values together uniquely define the OSA-Express3 or later physical port. The value of the PORTNUM operand is zero-based; the value *port_num* 0 represents the first physical port, *port_num* 1 represents the second port, up to *port_num* 15, which represents the sixteenth physical port. The default is 0.

Rule: Although the PORTNUM operand supports up to the value 15 (that is, 16 physical ports), do not code a value higher than what the OSA-Express3 or later NIC supports. If the *port_num* value is higher than the physical capabilities of the OSA-Express3 or later NIC, failures will occur when QDIO is activated.

READ



statements:

TRLE

range:

X'000'-X'FFFF'

Specifies the subchannel address used to read data from the adjacent APPN node or Open Systems Adapter port. You must code at least one READ subchannel.

For an OSA-Express feature, it specifies the subchannel address used to read MPC or ULP specific control data. You must code exactly one READ subchannel.

Subchannel addresses can be defined as a single address, as a range of addresses, or both.

A range is indicated by a hyphen(-). VTAM generates addresses for the range. For example, READ=(132,128-130,13A) defines the addresses 132, 128, 129, 12A, 12B, 12C, 12D, 12E, 12F, 130, and 13A.

For connections to an adjacent APPN host node:

each address on the READ operand, code the corresponding address on the WRITE operand in the adjacent host to provide a complete path.

For connections to an Open Systems Adapter port or an OSA-Express port:

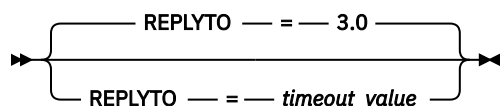
you can specify only one subchannel address and that address must be an even number that is one less than the address specified on the corresponding WRITE operand. For example, if you specify 500 on the READ operand, you must specify 501 on the WRITE operand.

If this Open Systems Adapter port is for an OSA-Express feature, there is no matching configuration required.

For an adjacent APPN node or an Open Systems Adapter port, do not code the same subchannel address for the READ operand and the WRITE operand in the same host.

Note: All READ and WRITE channels that you configure must have similar physical characteristics. If some channels take different physical paths with longer distances, this might result in data arriving out of order on the partner host. For connections to an adjacent APPN node, when MPCLEVEL=HPDT is specified, HPR is required to resequence the inbound packets that arrive out of order. HPR performs best when packets arrive with consistent times and data arrives in order. If the physical paths of the underlying HPDT MPC connection are different, this might lead to excessive retransmissions from HPR. The excessive retransmissions might lead to performance degradation.

REPLYTO



statements:

TRLE

range:

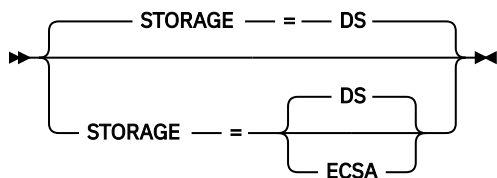
0.1-25.5

Specifies how long VTAM waits for completion of a multipath channel XID I/O operation after starting a channel program. If this timeout expires, a message is written to inform the operator that a timeout has occurred. After the XID completes, REPLYTO has no meaning.

Specify *timeout_value* in seconds or seconds and tenths of a second. A value of 3.0 seconds should be adequate, unless the attached adjacent APPN node or Open Systems Adapter port is disabled for long intervals.

For connections to an OSA-Express feature, the REPLYTO parameter only applies to the control channels.

STORAGE



statements:

TRLE

dependencies:

MPCLEVEL=HPDT

Specifies whether CSM ECSA or CSM data space is used for the multipath channel's inbound I/O storage.

This operand is valid only when MPCLEVEL=HPDT is specified.

For connections to an OSA-Express feature, the STORAGE parameter does not apply.

Users: application attempts to receive the data using OPTCD=XBUFLST (HPDT receive), VTAM moves the data once if the application's preference for incoming data does not match this STORAGE value. The LU 6.2 application can indicate its preference for ECSA, data space, or both by using the XBUFLST-Receive vector (ISTAPC82), which is located in the VTAM-APPCCMD vector list (ISTAPCVL). See [z/OS Communications Server: SNA Programming](#) for more information.

STORAGE=DS

Indicates that the data segment of the inbound buffer area is to reside in CSM data space pages. A 64-bit backed CSM data space is used.

STORAGE=ECSA

Indicates that the data segment of the inbound buffer area is to reside in CSM ECSA pages. This option is recommended only if you have many HPDT applications requesting ECSA storage for incoming data traffic.

TYPE

➤ TYPE — = — TRL ➤

statements:

VBUILD

Specifies that the VBUILD statement defines a TRL major node to VTAM.

WRITE

➤ WRITE — = — *channel_unit_address* — ➤
 (— *channel_unit_address* —)

statements:

TRLE

range:

X'000'–X'FFFF'

Specifies the subchannel address used to write data to the adjacent APPN node or Open Systems Adapter port. Code at least one WRITE subchannel address.

For an OSA-Express feature, it specifies the subchannel address used to write MPC or ULP specific control data. Code exactly one WRITE subchannel address.

Subchannel addresses can be defined as a single address, as a range of addresses, or both. A range is indicated by a hyphen(-). VTAM generates addresses for the range. For example,

WRITE=(132,128-130,13A) defines the addresses 132, 128, 129, 12A, 12B, 12C, 12D, 12E, 12F, 130, and 13A.

For connections to an adjacent APPN host node:

For each address on the WRITE operand, code the corresponding address on the READ operand in the adjacent host to provide a complete path.

The WRITE subchannels are used in order, so certain subchannels can be given a higher priority by coding them first. For example, you might want to code subchannels with a higher bandwidth first.

For connections to an Open Systems Adapter or an OSA-Express feature:

You can specify only one subchannel address and that address must be an odd number that is one greater than the address specified on the corresponding READ operand. For example, if you specify 500 on the READ operand, you must specify 501 on the WRITE operand.

For an adjacent APPN node or an Open Systems Adapter port, do not code the same subchannel address for the READ operand and the WRITE operand in the same host.

For an adjacent APPN node or an Open Systems Adapter port, the WRITE subchannels are used in order, so certain subchannels can be given a higher priority by coding them first. For example, you might want to code subchannels with a higher bandwidth first.

Note: All READ and WRITE channels that you configure must have similar physical characteristics. If some channels take different physical paths with longer distances, this might result in data arriving out of order on the partner host. For connections to an adjacent APPN node, when MPCLEVEL=HPDT is specified, HPR is required to resequence the inbound packets that arrive out of order. HPR performs best when packets arrive with consistent times and data arrives in order. If the physical paths of the underlying HPDT MPC connection are different, this might lead to excessive retransmissions from HPR. The excessive retransmissions might lead to performance degradation.

Chapter 3. Routing and dynamic reconfiguration

This topic describes the definition statements that are used to define the following functions:

- VTAM routes
- Dynamic path update
- Dynamic reconfiguration and dynamic change
- Coding Notes
- Adjacent SSCP tables
- Adjacent cluster routing definitions
- APPN transmission group profiles
- APPN-to-subarea CoS mapping
- Subarea-to-APPN CoS mapping
- Border node CoS mapping
- Network node server lists
- Generic resources preference tables

VTAM routes

PATH definition statements are representations of the routes VTAM takes to communicate with other subarea nodes. One or more PATH definition statements are filed in the VTAM definition library. The name assigned to a path definition set is used to activate that set of paths. More than one path definition set can be filed and activated. Note that the VBUILD definition statement is not used.

Communication with other subarea nodes is not possible unless all the required path tables are active. Therefore, you should activate any required path tables before you activate any NCP or channel-attachment major nodes.

Note that, unlike NCP, VTAM requires you to code a reverse virtual route in the VTAM that receives an activate virtual route command because VTAM cannot dynamically allocate a virtual route when it receives the command.

VTAM routes coding notes

This information contains coding notes for VTAM routes.

PATH definition statement

Code a PATH definition statement to define routes.

Table 26. Definition statement for routes

Name	Definition statement	Operands	Page	Req	Sift effect	Default	Restrictions, dependencies
name	PATH	DESTSA	“DESTSA” on page 411	R			MXSUBNUM
		DELETER	“DELETE R” on page 411				see description

Table 26. Definition statement for routes (continued)

Name	Definition statement	Operands	Page	Req	Sift effect	Default	Restrictions, dependencies
		ER0–ER15	“ER0-ER15” on page 411				
		VR0–VR7	“VR0-VR7” on page 412				
		VRPWS00–72	“VRPWS00-VRPWS72” on page 412				

Legend:

R

Required operand.

VTAM routes full syntax

The full syntax for VTAM routes follows. The syntax for each operand is repeated in [“VTAM routes operand descriptions” on page 411](#).

PATH

» name »

» PATH »

» DESTSA — = subarea_number »
 (— subarea_number —)

» DELETER — = explicit_route_number »
 (— explicit_route_number —)

» ER — n — = (— adjsub —) »
 (— adjsub — , — tgn —)

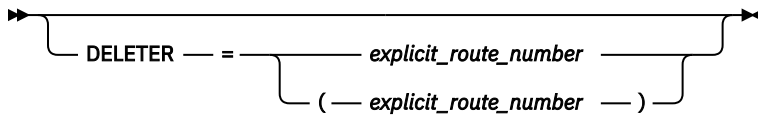
» VR — n — = er_number »

» VRPWS — nn — = (— minimum_size — , — maximum_size —) »

VTAM routes operand descriptions

The following information describes the operands you can code for VTAM routes.

DELETER



statement: *PATH*

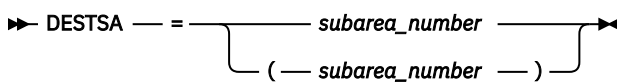
dependencies: *see note*

explicit_route_number is the explicit route number for the route to be deleted. The value of *explicit_route_number* can be ER0–ER15. Up to 16 explicit route numbers can be specified in DELETER.

VTAM deletes the specified explicit route from its routing table if the explicit route is not currently operative. If the requested explicit route is currently operative, the request is rejected and a warning message is displayed.

Note: Use extreme caution when coding this operand. Deleting one explicit route might make several routes unusable because multiple origin subareas can use the same routing table entry. Use the DELETER operand only when there is no other method of correcting errors or resolving problems. If the explicit route must be redefined, you should use the add or replace function.

DESTSA



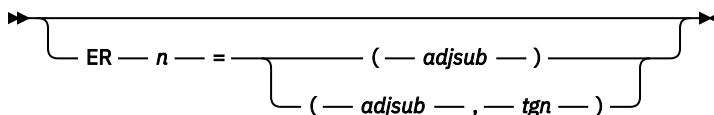
statement: *PATH*

dependencies: *MXSUBNUM*

Specifies the destination subarea number for the routes being defined to subarea nodes in your network. You can code more than one destination subarea as long as the route definition statement holds for each one.

The address of the destination subarea must not exceed the subarea addressing supported by the SSCP (as defined by the MXSUBNUM start option).

ER0-ER15



statement: *PATH*

dependencies: *none*

adjsub range: *1–value of MXSUBNUM*

tgn range: *1–255*

Names the adjacent subarea and, optionally, the transmission group (TG) number for the associated explicit routes originating in the host and leading to the destination subarea.

At least one ER must be specified on the PATH definition statement. You can change the ER value when the ER is deactivated or undefined.

adjsub


The subarea number (in decimal) of the adjacent subarea to which traffic should be sent from the host subarea for the explicit route being defined.

tgn

An optional transmission group number for the explicit route being defined.

If you do not specify a value, the default is 1.

name



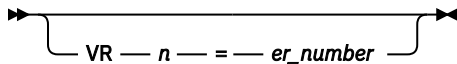
statement: *PATH*

dependencies: *none*

Provides the optional name of the PATH represented by this definition statement.

name is not checked by VTAM for validity, but its use is strongly recommended. Its purpose is to point out the particular PATH definition statement if a definition error or warning message occurs during activation.

VR0-VR7



statement: *PATH*

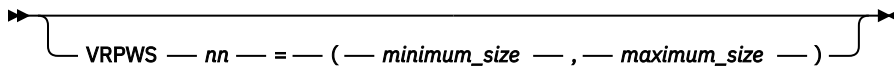
dependencies: *none*

Associates the virtual route with the explicit route.

er_number is the explicit route number to which the virtual route is mapped. You can change VR to ER mapping after initial activation of a path definition when the VR is deactivated or undefined.

At least one VR must be specified on the PATH definition statement.

VRPWS00-VRPWS72



statement: *PATH*

dependencies: *none*

Specifies the pacing window size for a certain virtual route and transmission priority. The virtual route must be defined within this path definition. You can change the pacing window size after initial activation of a path definition when the VR is deactivated or undefined.

Virtual route pacing window sizes are taken from the PATH definition statements in the node that activates the virtual route. For instance, you could define a virtual route pacing window size for a route, but if that route is activated by another node, such as an NCP, the pacing window size is taken from the NCP definition, whether a specified value or a default.

The first number in the operand identifies the virtual route number; the second number identifies the transmission priority associated with the virtual route. For example, VRPWS02=(128,255) defines a

minimum virtual route window size of 128 and a maximum window size of 255 for VR0, transmission priority 2.

The minimum window size must be greater than zero, and less than or equal to the maximum window size. The maximum window size must be greater than or equal to the minimum window size, and less than or equal to 255. If either value is not valid, VRPWS is ignored.

If you do not code this operand, VTAM sets the minimum window size equal to the ER length and the maximum window size equal to three times the ER length. However, if the virtual route ends in a subarea that is adjacent to VTAM, the maximum window size is set to the larger of the following two values:

- 15
- 255 minus $16n$, where n is the number of explicit routes (defined or operative) that originate in the host and pass through, but do not end in, the adjacent subarea.

This increases the maximum window size for a route to a channel-attached NCP that has only a few explicit routes passing through it.

For additional information about virtual route window sizes, see [z/OS Communications Server: SNA Network Implementation Guide](#).

Dynamic path update

Dynamic path update enables the VTAM operator to add or replace NCP path definitions without regenerating and reloading the NCP if the explicit route (ER) is not currently operative. In addition, a delete function for inoperative ERs is provided for both VTAM and NCP path definitions. Dynamic path update can also be used to change path definition operands, such as VR pacing window size, for inoperative routes.

VTAM distinguishes path definition sets from dynamic path update members based on the first noncomment statement in the member. If the first noncomment statement is a PATH definition statement, it is considered a path definition set. If the first noncomment statement is a VPATH or NCPPATH definition statement, it is considered a dynamic path update member.

See [z/OS Communications Server: SNA Network Implementation Guide](#) for examples of dynamic path update and for a discussion of restrictions that apply to path definition sets and dynamic path update members.

Dynamic path update (VTAM)

To define a dynamic path specification set for VTAM, code VPATH and PATH definition statements.

Table 27. Definition statements for dynamic update VTAM paths

Name	Definition statement	Operands	Page	Req	Sift effect	Default	Restrictions, dependencies
sscpname	VPATH	NETID	“NETID” on page 416	R			
name	PATH	DESTSA	“DESTSA” on page 415	R			
		DELETER	“DELETER” on page 415				See description

Table 27. Definition statements for dynamic update VTAM paths (continued)

Name	Definition statement	Operands	Page	Req	Sift effect	Default	Restrictions, dependencies
		ER0–ER15	“ER0-ER15” on page 416				
		VR0–VR7	“VR0-VR7” on page 417				
		VRPWS00–72	“VRPWS00-VRPWS72” on page 417				

Legend:

R

Required operand.

Dynamic path update (VTAM) coding notes

The operands on this PATH definition statement are the same as those on [“VTAM routes” on page 409](#), with one exception. If the SSCPNAME on the VPATH definition statement matches VTAM's, the values of the destination subarea and adjacent subareas used in the PATH definition statement must not exceed the subarea addressing supported by the SSCP (as defined by the MXSUBNUM start option).

Code the VPATH definition statement to identify the VTAM subarea and the network to which the path update specification set applies in a dynamic path update member. This definition statement is required and must precede the path update specifications for each subarea. The VPATH definition statement is not allowed in the path definition set.

Dynamic path update (VTAM) full syntax

The full syntax for dynamic update VTAM paths follows. The syntax for each operand is repeated in [“Dynamic path update \(VTAM\) operand descriptions” on page 415](#).


VPATH

➤ *sscpname* ➤

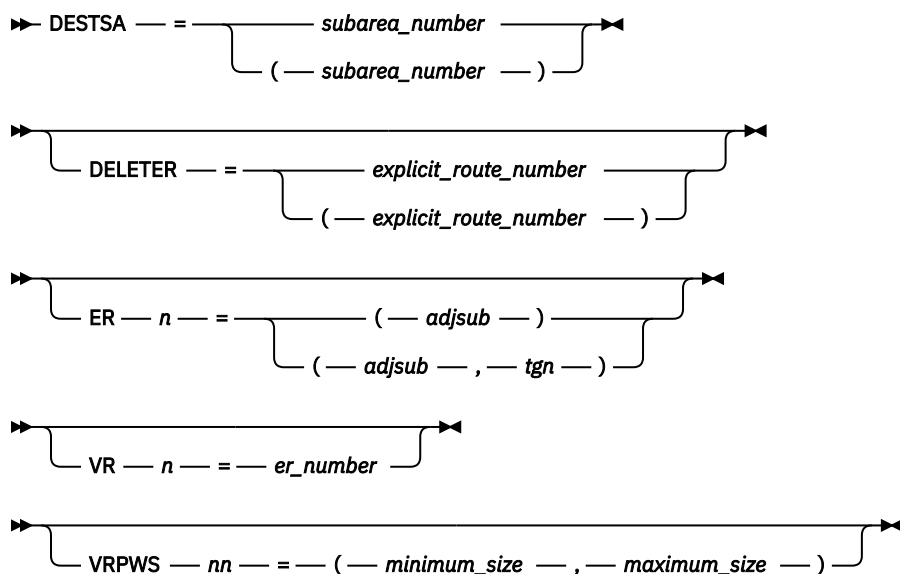
➤ VPATH ➤

➤ NETID — = — *network_id* ➤

PATH

➤  ➤

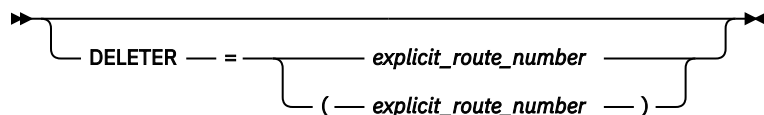
➤ PATH ➤



Dynamic path update (VTAM) operand descriptions

The following information describes the operands you can code for dynamic update VTAM paths.

DELETER



statement:

PATH

dependencies:

see notes

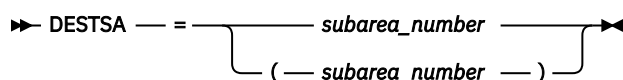
Specifies the explicit route number for the route to be deleted. The value of *explicit_route_number* can be ER0–ER15. Up to 16 explicit route numbers can be specified in DELETER.

The NCP deletes the specified explicit route from its routing table if the explicit route is not currently operative. If the requested explicit route is currently operative, the request is rejected and a warning message is displayed.

Note:

1. Use extreme caution when coding this operand. Deleting one explicit route might make several routes unusable because multiple origin subareas can use the same routing table entry.
2. Use the DELETER operand only when there is no other method of correcting errors or resolving problems. If the explicit route must be redefined, you should use the replace function of dynamic path update.

DESTSA



statement:

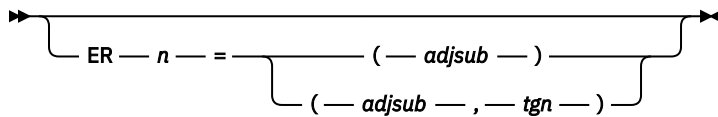
PATH

dependencies:

none

Specifies the destination subarea number for the routes being defined to subarea nodes in your network. You can code more than one destination subarea as long as the route definition statement holds for each one.

ERO-ER15



statement: *PATH*

dependencies: *none*

Names the adjacent subarea and optionally specifies the transmission group (TG) number for the associated explicit routes originating in the host and leading to the destination subarea.

At least one ER must be specified on the PATH definition statement. You can change the ER value when the ER is deactivated or undefined.


adjsub

Specifies the subarea number (in decimal) of the adjacent subarea to which traffic should be sent from the host subarea for the explicit route being defined.

tgn

Specifies an optional transmission group number for the explicit route being defined.

name



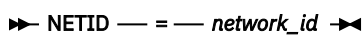
statement: *PATH*

dependencies: *none*

Provides the optional name of the PATH represented by this definition statement.

name is not checked by VTAM for validity, but its use is recommended. Its purpose is to point out the particular PATH statement if a definition error or warning message occurs during activation.

NETID



statement: *VPATH*

dependencies: *none*

Specifies a 1–8 character network identifier to which the path update specification set applies. This operand is required.

Note: The use of the national character, #, is discouraged, because this character might not be present on keyboards of terminals produced in other countries. Because # might not be available on all terminals, SNA architecture specifically excludes # from the list of valid characters that can be used for defining network identifiers. Although VTAM allows you to use #, other products might enforce this restriction.

The specified NETID must be identical with the NETID specified in the VTAM START command; otherwise, VTAM ignores the path update specification set.

sscpname

➤ *sscpname* ➤

statement: *PATH*

dependencies: *SSCPNAME start option*

Specifies a 1–8 character name of the VTAM subarea to which the path update specification set applies. *sscpname* is required. *sscpname* must be identical with the SSCPNAME specified in the start option currently in use; otherwise, VTAM ignores the path update specification set.

VR0-VR7

➤ *VR — n — = — er_number* ➤

statement: *PATH*

dependencies: *none*

range: *0–15*

Associates the virtual route with the explicit route.

er_number specifies the explicit route number to which the virtual route is mapped. You can change VR to ER mapping after initial activation of a path definition when the VR is deactivated or undefined.

At least one VR must be specified on the PATH definition statement.

VRPWS00-VRPWS72

➤ *VRPWS — nn — = — (— minimum_size — , — maximum_size —)* ➤

statement: *PATH*

dependencies: *none*

Specifies the pacing window size for a certain virtual route and transmission priority. The virtual route must be defined within this path definition. You can change the pacing window size after initial activation of a path definition when the VR is deactivated or undefined.

The first number in the operand identifies the virtual route number; the second number identifies the transmission priority associated with the virtual route. For example, VRPWS02 = (128,255) defines a minimum virtual route window size of 128 and a maximum window size of 255 for VR0, transmission priority 2.

The minimum window size must be greater than zero and less than or equal to the maximum window size. The maximum window size must be greater than or equal to the minimum window size and less than or equal to 255. If either value is not valid, VRPWS is ignored.

VTAM sends the minimum and the maximum values specified with this operand to the NCP. If this operand is not coded, no window sizes are sent, and NCP uses already defined values, if they exist. If the window sizes are not defined for a VR when the VR is activated, NCP dynamically calculates the value at the VR activation time.

The value (0,0) has special meaning. If this value is coded, the currently specified values in the NCP, if any, are nullified and values dynamically calculated at VR activation time are used.

For additional information about virtual route window sizes, see [z/OS Communications Server: SNA Network Implementation Guide](#).

Dynamic reconfiguration and dynamic change

Dynamic reconfiguration (DR) allows you to change your network configuration without deactivating the affected major node.

There are several methods of dynamic reconfiguration; this document describes how to add, delete, and move resources using a DR definition statements. To implement the changes, use the VARY DRDS command to activate the DR file. For more information on the status requirements for resources before they are dynamically reconfigured and how to implement dynamic reconfiguration, see [z/OS Communications Server: SNA Network Implementation Guide](#).

The following information shows the formats of the definition statements that are coded in a DR file for use with the VARY DRDS command. The statements must follow the rules described in [“Format of definition statements”](#) on page 6. File the completed statements in the VTAM definition library.

Add operation

For an ADD operation, code the following definition statements:

```
VBUILD
ADD
PU
LU
```

VBUILD definition statement

See [“VBUILD definition statement”](#) on page 422 for details on the VBUILD definition statement.

ADD definition statement

Code an ADD definition statement to indicate the adding of a resource.

PU and LU definition statements

Code one PU and LU statement for each resource to be added.

- Code the operands in the PU and LU definition statements in the same format as they appear in the appropriate major node.
- Code all of the operands that you want from the GROUP, LINE, or PU definition statements to which you are adding the physical unit or logical unit. VTAM ignores NCP-only operands and might issue a warning message.
- Sifting takes place within the hierarchy of minor nodes being added dynamically. Values for operands coded in the original hierarchy above the hierarchy being added do not sift down to the added resources. Therefore, if you want the values coded in the original hierarchy, you must code them in the group of DR definition statements for the resources you are adding.
- The most efficient way to add a physical unit and its associated logical units is to specify them on the same ADD definition statement and not use separate ADD definition statements for the physical unit and each logical unit.

Table 28. Definition statements for dynamic reconfiguration with VARY DRDS (ADD operation)

Name	Definition statement	Operands	Page	Req	Sift effect	Default	Restrictions, dependencies
name	VBUILD	TYPE=DR	“TYPE operand description” on page 426	R			
name	ADD	TO	“TO operand description” on page 425	R			
		DRTYPE	“DRTYPE operand description” on page 424			NCP	Adding LUs to PUs only
name	PU						
name	LU						
Legend:							
R							
Required operand.							

Delete operation

For a delete operation, code the following definition statements:

```
VBUILD
DELETE
PU
LU
```

VBUILD definition statement

See [“VBUILD definition statement” on page 422](#) for details on the VBUILD definition statement.

DELETE definition statement

Code a DELETE definition statement to indicate the deletion of a resource.

PU and LU definition statements

Code the PU and LU statement for the resource to be deleted. Code only the PU or LU names. You do not have to code individual PU or LU operands.

Note: When you delete a physical unit, you also delete its associated logical units. Do not code the associated LU definition statements.

Table 29. Definition statements for dynamic reconfiguration with VARY DRDS (DELETE operation)

Name	Definition statement	Operands	Page	Req	Sift effect	Default	Restrictions, dependencies
name	VBUILD	TYPE=DR	“TYPE operand description” on page 426	R			
name	DELETE	FROM	“FROM operand description” on page 424	R			
name	PU						
name	LU						

Legend:

R

Required operand.

Move operation

For a move operation, code the following definition statements:

```
VBUILD
MOVE
PU
```

The MOVE operation is only for physical units (and their associated logical units). To move an individual logical unit to another physical unit, use a DELETE and then a subsequent ADD. (For efficient storage management, code all DELETES before their related ADDs.)

A DR MOVE is valid only for NCP PUs.

Note:

1. For an SSCP to successfully take over for another SSCP that has issued a DR MOVE, the takeover SSCP must also support DR MOVE.
2. The takeover SSCP must be configured the same as the original host.

VBUILD definition statement

See [“VBUILD definition statement” on page 422](#) for details on the VBUILD definition statement.

MOVE definition statement

Code a MOVE statement to indicate the moving of a physical unit from one line to another or to change the SDLC address of a physical unit.

To change the SDLC address for a physical unit on a certain line, use the MOVE definition statement and specify the new address for the ADDR operand, keeping the FROM line and the TO line the same.

PU definition statement

Code a PU statement to identify the physical unit you want to move.

Code only the names of the physical units you want to move. Do not code the names of associated logical units. VTAM automatically includes the associated logical units in the move. For each physical unit, you can optionally specify a new station address and whether you want the physical unit and its logical units automatically activated after the move.

Note: Values coded for operands on the original GROUP or LINE definition statements do not sift down to operands on the new PU and LU for the resources being moved.

Table 30. Definition statements for dynamic reconfiguration with VARY DRDS (MOVE operation)

Name	Definition statement	Operands	Page	Req	Sift effect	Default	Restrictions, dependencies
name	VBUILD	TYPE=DR	“TYPE operand description” on page 426	R			
name	MOVE	FROM	“FROM operand description” on page 424	R			
		TO	“TO operand description” on page 425	R			
name	PU	ACTIVATE	“ACTIVATE operand description” on page 423			NO	
		ADDR	“ADDR operand description” on page 424				

Table 30. Definition statements for dynamic reconfiguration with VARY DRDS (MOVE operation) (continued)

Name	Definition statement	Operands	Page	Req	Sift effect	Default	Restrictions, dependencies
Legend: R Required operand.							

Coding notes

This information contains coding notes for the VBUILD definition statement.

VBUILD definition statement

Code a VBUILD definition statement as the first statement in a group of dynamic reconfiguration definition statements.

You can file the dynamic reconfiguration definition statements for the different types of operations as one member. If multiple operations are defined, code only one VBUILD definition statement.

Dynamic reconfiguration with VARY DRDS full syntax

The full syntax for dynamic reconfiguration with VARY DRDS follows. The syntax for each operand is repeated in the [“Dynamic reconfiguration with VARY DRDS operand descriptions”](#) on page 423.

VBUILD

➤ name ➤

➤ VBUILD ➤

➤ TYPE — = — DR ➤

ADD

➤ name ➤

➤ ADD ➤


➤ TO — = — *resource_name* ➤

➤ DRTYPE — = — NCP ➤

➤ DRTYPE — = — NCP ➤

➤ DRTYPE — = — LOCAL ➤


DELETE



➤ DELETE ➤

➤ FROM — = — *resource_name* ➤

MOVE



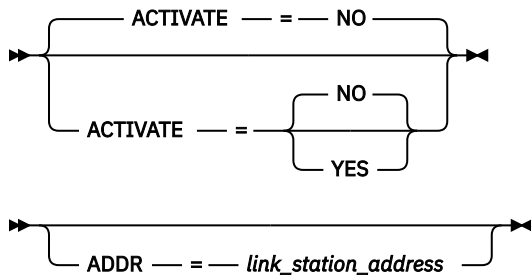
➤ MOVE ➤

➤ TO — = — *line_name* — , — FROM — = — *line_name* ➤

PU

➤ *pu_name* ➤

➤ PU ➤



LU

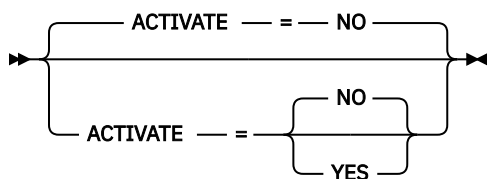
➤ *lu_name* ➤

➤ LU ➤

Dynamic reconfiguration with VARY DRDS operand descriptions

The following information describes the operands you can code for dynamic reconfiguration with VARY DRDS.

ACTIVATE operand description

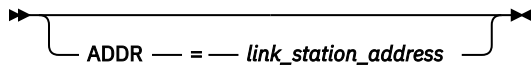


<i>statements:</i>	<i>PU</i>
<i>dependencies:</i>	<i>none</i>

Specifies whether VTAM automatically activates the physical unit and its associated logical units (that have been defined with ISTATUS=ACTIVE) after the physical unit has been moved to a new line.

If you use ACTIVATE=NO, you can activate the physical unit after the move by issuing VARY ACT,ID=*pu name*.

ADDR operand description

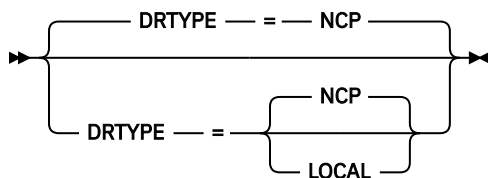


<i>statements:</i>	<i>PU</i>
<i>dependencies:</i>	<i>none</i>
<i>range:</i>	<i>X'01'–X'FE'</i>

Specifies a new 2-digit hexadecimal SDLC address for a physical unit being moved. The new SDLC link station address replaces the physical unit's current link station address. This operand is optional.

To move multiple physical units and change their addresses concurrently, specify a unique address for each PU under the LINE definition statement. The valid address range is X'01'–X'FE'.

DRTYPE operand description



<i>statements:</i>	<i>ADD</i>
<i>dependencies:</i>	<i>Adding LUs to PUs only</i>

Specifies the major node you are dynamically reconfiguring. Valid values are:

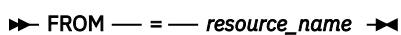
NCP

An NCP major node

LOCAL

A local SNA major node

FROM operand description



<i>statements:</i>	<i>DELETE, MOVE</i>
<i>dependencies:</i>	<i>none</i>

resource_name can be any of the following items:

line name

Identifies a line from which you want to delete or move a physical unit. The physical units attached to this line must be types 1, 2, or 2.1. The line must be defined as non-switched, and can be active or

inactive. This operand is required if you are deleting or moving a physical unit. The line from which you are moving the physical unit must be within the same NCP as the line to which you are moving it.


Note: If the line is under a GROUP that specifies VIRTUAL=YES, dynamic reconfiguration is not allowed for the line.

PU name

Identifies a physical unit from which you want to delete any associated logical units. The physical unit must be type 1, type 2, or type 2.1. This operand is required to identify the physical unit.

Note: If the physical unit is under a GROUP that specifies VIRTUAL=YES, dynamic reconfiguration is not allowed for the physical unit.

name operand description



statements:

VBUILD, ADD, DELETE, MOVE

dependencies:

none

Specifies an optional name for an individual DR statement for error-reporting purposes. If you code the name for a DR definition statement and the statement fails, VTAM includes the name in the appropriate operator message. The use of *name* is strongly recommended.

TO operand description

➡ TO — = — *resource_name* ➡

statements:

ADD, MOVE

dependencies:

none

resource_name can be one of the following items:

line name

Identifies a line to which you want to add or move a physical unit. The physical units attached to this line must be type 1, 2, or 2.1. This line must be defined as non-switched, and can be active or inactive. This operand is required if you are adding or moving a physical unit. The line to which you are moving the physical unit must be within the same NCP as the line from which you are moving it.

Note: If the line is under a GROUP that specifies VIRTUAL=YES, dynamic reconfiguration is not allowed for the line.

PU name

Identifies a physical unit to which you want to add any associated logical units. The physical unit must be type 1, type 2, or type 2.1. This operand is required to identify the physical unit.

Note: If the physical unit is under a GROUP that specifies VIRTUAL=YES, dynamic reconfiguration is not allowed for the physical unit.

Note:

1. When coding the operands for the PU and LU definition statements, do not code NCP-only operands; otherwise, a warning message will be issued.
2. If you do not code the MAXDATA operand on the PU definition statement in a dynamic reconfiguration definition, a value of 261 bytes is used for a PU type 1 and a value of 265 is used for a PU type 2.

TYPE operand description

➤ TYPE — = — DR ➤

statements: VBUILD
dependencies: none

Means that this VBUILD definition statement defines a dynamic reconfiguration file to VTAM. This operand is required.

Adjacent SSCP table

The adjacent SSCP table contains lists of SSCPs that can be in session with the VTAM SSCP and can be used to reach destination SSCPs in the same or other networks. One or more adjacent SSCP tables can be activated in each VTAM host. File the definitions in VTAMLST files (or as members in the SYS1.VTAMLST data set).

With the dynamic adjacent SSCP table function, you are not required to code adjacent SSCP tables to establish cross-domain and cross-network sessions. With this function, VTAM dynamically routes session establishment requests to all active adjacent SSCPs until the correct SSCP is found. However, if you do code adjacent SSCP tables, VTAM uses them.

Table 31. Definition statements for ADJSSCP table

Name	Definition statement	Operands	Page	Req	Sift effect	Default	Restrictions, dependencies
name	VBUILD	TYPE=ADJSSCP	“TYPE” on page 434	R			
name	NETWORK	NETID	“NETID” on page 432				
		SORDER	“SORDER” on page 432			STARTOPT	
		SSCPORD	“SSCPORD” on page 433			STARTOPT	
listname	ADJLIST		“listname” on page 431				
sscpname	CDRM	SORDER	“SORDER” on page 432		N	STARTOPT	
		SSCPORD	“SSCPORD” on page 433		N	STARTOPT	
cdrmname	ADJCDRM		“cdrmname” on page 430				

Table 31. Definition statements for ADJSSCP table (continued)

Name	Definition statement	Operands	Page	Req	Sift effect	Default	Restrictions, dependencies
------	----------------------	----------	------	-----	-------------	---------	----------------------------

Legend:

R
Required operand.

N
Code this operand on the higher-level NETWORK definition statement to take advantage of the sift effect, or code it on this definition statement.

Adjacent SSCP table coding notes

This information contains coding notes for an adjacent SSCP table.

VBUILD definition statement

Code a VBUILD definition statement as the first statement in an adjacent SSCP table.

NETWORK definition statement

Code a NETWORK definition statement to name a destination network. If you do not code a NETWORK definition statement, this adjacent SSCP table defines a default SSCP list for either a single-network or a multiple-network environment. In a multiple-network environment, you can use the NETWORK definition statement to provide a specific default SSCP list for a given destination network.

If ADJCDRM definition statements follow a NETWORK definition statement, without intervening CDRM definition statements, they also comprise a list of default SSCPs. A default SSCP list for a single network consists of a VBUILD definition statement with TYPE=ADJSSCP followed by a NETWORK definition statement and a set of ADJCDRM definition statements.

The following rules apply to the placement of the NETWORK definition statement within the adjacent SSCP table definition:

- The NETWORK definition statement can be followed by a NETWORK, CDRM, or ADJCDRM definition statement.
- Consecutive NETWORK definition statements result in the same adjacent SSCP table for each of the networks.
- If a statement that is not valid is encountered within the adjacent SSCP table definition, that statement and any subsequent statements are rejected until another NETWORK definition statement or the end of the definition is encountered.

Note: An ADJSSCP table defined with a NETWORK definition statement of the host network is used only when the destination resource is known to reside in the host network. A default table is coded without a NETWORK definition statement.

CDRM definition statement

Code one or more CDRM definition statements to restrict the scope of subsequent ADJCDRM statements to resources owned by a specific CDRM or list of CDRMs. One or more CDRM definition statements can follow a NETWORK or ADJCDRM definition statement.

In an SNA interconnected network, the CDRM definition statement names a destination SSCP in the network identified on the preceding NETWORK definition statement.

The following rules apply to the placement of the CDRM statement within the adjacent SSCP table definition:

- A CDRM definition statement can be followed by another CDRM definition statement.
- One or more CDRM definition statements must be followed by an ADJCDRM definition statement.

The CDRM definition statements within the adjacent SSCP table have no required operands, although any operands that are valid on the CDRM definition statement in a CDRM major node are accepted. These operands are ignored when the CDRM definition statement is part of an adjacent SSCP table.

Note: You can define adjacent SSCP tables to reach a new interconnected network by adding only a few statements to the existing CDRM definition of that network.

ADJLIST definition statement

Code an ADJLIST definition statement to define the name of a list of adjacent SSCPs. The list of adjacent SSCPs is created from the ADJCDRM definition statements which follow one or more ADJLIST definition statements.

An ADJLIST statement must be immediately followed by either:

- One or more ADJCDRM definition statements
- One or more ADJLIST definition statements

Coding any other definition signifies the end of the ADJLIST definitions. Once the first ADJCDRM definition statement has been encountered immediately after a ADJLIST definition statement, the next occurrence of an ADJLIST definition statement indicates the start of a new ADJLIST. The following example shows two lists that have been coded. LIST1 contains GW1 and GW2. LIST2 contains GW1, GW2, and GW3.

```
VBUILD TYPE=ADJSSCP
LIST1  ADJLIST
GW1    ADJCDRM
GW2    ADJCDRM
LIST2  ADJLIST
GW1    ADJCDRM
GW2    ADJCDRM
GW3    ADJCDRM
```

Multiple lists can be set up to contain identical ADJCDRMs without duplication of effort. Code all ADJLIST definition statements immediately followed by all the ADJCDRMs for which there would be an entry in each list. For example, using the following definition statements GW1, GW2, and GW3 reside in both LIST1 and LIST2.

```
LIST1  ADJLIST
LIST2  ADJLIST
GW1    ADJCDRM
GW2    ADJCDRM
GW3    ADJCDRM
```

Note: If an ADJLIST definition statement follows a NETWORK, CDRM, or ADJCDRM definition statement, those definitions are considered ended. This might result in a problem if the ADJLIST definition statement is placed incorrectly and the previous definition has not been completed when encountered.

ADJCDRM definition statement

Code consecutive ADJCDRM definition statements to create a list of default SSCPs.

Consecutive ADJCDRM definition statements after the CDRM definition statements give a list of adjacent SSCP names for the preceding destination SSCPs identified on the CDRM definition statements.

Adjacent SSCP table full syntax

The full syntax for the adjacent SSCP table follows. The syntax for each operand is repeated in [“Adjacent SSCP table operand descriptions”](#) on page 430.

VBUILD

➤ *name* ➤

➤ VBUILD ➤

➤ TYPE — = — ADJSSCP ➤

NETWORK

➤ *name* ➤

➤ NETWORK ➤

➤ NETID — = — *network_id* ➤

➤ { SORDER — = — STARTOPT — ⁽¹⁾ } ➤
➤ { SORDER — = — APPNFRST } ➤
➤ { APPN } ➤
➤ { ADJSSCP } ➤
➤ { SUBAREA } ➤
➤ { STARTOPT } ➤

➤ { SSCPORD — = — STARTOPT ¹ } ➤
➤ { SSCPORD — = — DEFINED } ➤
➤ { PRIORITY } ➤
➤ { STARTOPT } ➤

Notes:

¹ For CDRM, SORDER, and SSCPORD, default to the value coded on the preceding NETWORK statement.

ADJLIST

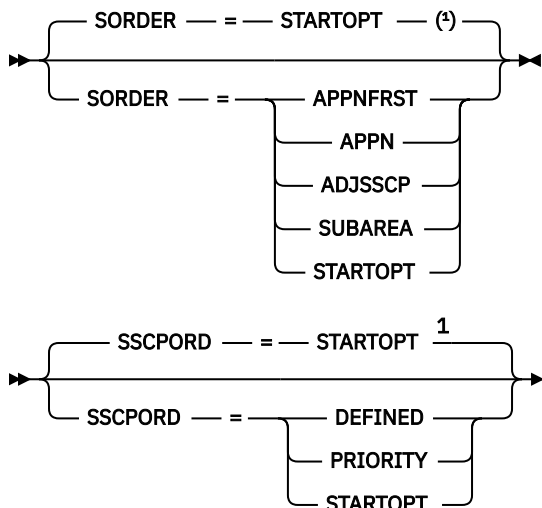
➤ *listname* ➤

➤ ADJLIST ➤

CDRM

➤ *sscpname* ➤

➤ CDRM ➤



Notes:

¹ For CDRM, SORDER, and SSCPORD, default to the value coded on the preceding NETWORK statement.

ADJCDRM

➤ *cdrmname* ➤

➤ ADJCDRM ➤

Adjacent SSCP table operand descriptions

The following information describes the operands you can code for the adjacent SSCP table.

cdrmname

➤ *cdrmname* ➤

statements: ADJCDRM

dependencies: SORDER and SSCPORD start options

The name of an adjacent SSCP as known to VTAM. It must be the same as the name on the CDRM definition statement that defines the SSCP to VTAM.

Each ADJCDRM definition statement should have a unique *cdrmname*. Otherwise, an error message is issued. Furthermore, in an SNA interconnected network, the CDRM names must be unique among SSCPs that participate in cross-network sessions.

The following rules apply to the placement of the ADJCDRM definition statement within the adjacent SSCP table definition:

- The ADJCDRM definition statement can be followed by an ADJCDRM, ADJLIST, CDRM, or NETWORK definition statement (or nothing, if it is the end of the table).
- If an ADJCDRM definition statement immediately follows a NETWORK definition statement, it is the default adjacent SSCP table for the specified network.

- If an ADJCDRM definition statement immediately follows the VBUILD definition statement or a NETWORK definition statement without NETID specified, it is the default adjacent SSCP table for all networks.

You can specify ISTAPNCP, instead of an SSCP name, for *cdrmname*. ISTAPNCP is a generic representation for an APPN CDRM. It can provide you with additional control over the order in which the network is searched.

If you code the SORDER=ADJSSCP start option and code ISTAPNCP in any or all of the user-defined adjacent SSCP tables, VTAM does not search the APPN network until it encounters ISTAPNCP in the adjacent SSCP table.

That is, if you code ISTAPNCP as the fourth CDRM in the user-defined adjacent SSCP table, VTAM does not search the APPN network until after it has searched unsuccessfully in the first three CDRMs in the table. If you code ISTAPNCP first in the adjacent SSCP table, VTAM searches the APPN network immediately.

Note:

1. If SSCPORD=PRIORITY and SORDER=ADJSSCP, and you do not code ISTAPNCP in the user-defined adjacent SSCP table, VTAM does not add ISTAPNCP to the adjacent SSCP routing table, and VTAM does not search the APPN network unless a previous request for this DLU has searched the APPN network. (That is, there is an ISTAPNCP entry in the ISTADSST table queued to the DLU RDTE.)
2. If you code the SORDER=APPN, SORDER=SUBAREA, or SORDER=APPNFRST start options (or let it default to APPN), VTAM ignores the ISTAPNCP entry in the user-defined adjacent SSCP table, because VTAM places ISTAPNCP in the appropriate place in the adjacent SSCP routing table.
3. If you code the SSCPORD=PRIORITY start option (or let it default to PRIORITY), and either SORDER=APPNFRST, SORDER=APPN, or SORDER=SUBAREA, VTAM searches the adjacent SSCP table in the following order. ISTAPNCP is added in one of the following places:
 - Before step “3.a” on page 431, if SORDER=APPNFRST
 - After step “3.b” on page 431, if SORDER=APPN
 - After step “3.d” on page 431, if SORDER=SUBAREA
 - a. The CDRM that owns the resource (if known)
 - b. The SSCPs for which the most recent session-initiation attempt succeeded
 - c. The SSCPs for which no session-initiation attempt has been made
 - d. The SSCPs for which the last session-initiation attempt failed.
4. If you code the SSCPORD=DEFINED start option, VTAM searches the adjacent SSCP table in the same order that SSCPs are listed, with the exception that the CDRM that owns the resource (if known) is searched first.

listname

➡ *listname* ➡


<i>statements:</i>	<i>ADJLIST</i>
<i>dependencies:</i>	<i>none</i>

Defines the name of a list of adjacent SSCPs. This name is used by the ADJLIST operand on the CDRSC definition statement to specify which adjacent SSCPs should be used for all session setup requests for that resource.

The following names are reserved adjacent list names and may not be used for *listname*:

ALL
DYNAMIC
DEFAULT
RESOURCE

name



statements:

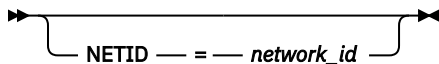
VBUILD, NETWORK

dependencies:

none

Provides the optional name of the adjacent SSCP table represented by this definition statement or identifies this NETWORK definition statement. To avoid confusion, use the same value for both *name* and the NETID operand.

NETID



statements:

NETWORK

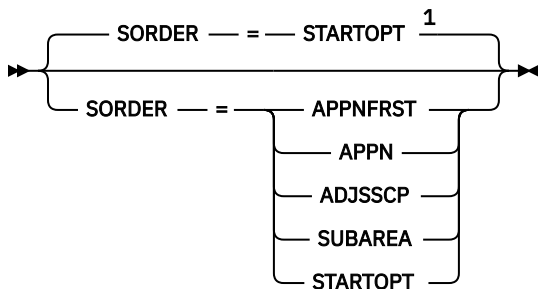
dependencies:

none

Specifies the optional 1–8 character identifier of the destination network. Omitting NETID defines a default SSCP list for all networks.

Note: The use of the national character, #, is discouraged, because this character might not be present on keyboards of terminals produced in other countries. Because # might not be available on all terminals, SNA architecture specifically excludes # from the list of valid characters that can be used for defining network identifiers. Although VTAM allows you to use #, other products might enforce this restriction.

SORDER



Notes:

¹ On the CDRM definition statement, SORDER will default to the value coded on the preceding NETWORK statement.

statements:

NETWORK, CDRM

dependencies:

none

Specifies the order in which the APPN and subarea networks are searched when a network search request is received from the subarea network or specifies that the SORDER start option should be used to control the order in which the APPN and subarea networks are searched. This search order may be overridden if the target LU's location is already identified and SSCPOrd=Priority is specified. SORDER is valid only for network nodes (NODETYPE=NN) functioning as interchange nodes, and end nodes functioning as migration data hosts.

Note: When coded on a NETWORK statement, the SORDER value "sifts down" to all CDRM statements under that NETWORK statement (unless SORDER is overridden on one or more of the CDRM statements).

SORDER=APPNFRST

Specifies that VTAM should always try searching the APPN network first, even if the "owning" CDRM was defined or learned.

SORDER=APPN

Specifies that VTAM should try searching the APPN network first, unless the owning CDRM was defined or learned.

SORDER=ADJSSCP

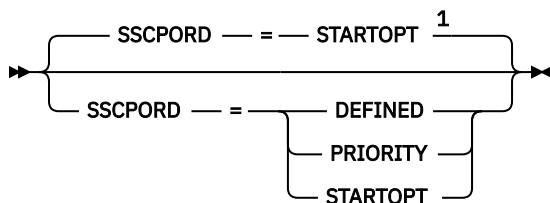
Specifies that VTAM should search the APPN network only if ISTAPNCP has been explicitly coded within the ADJSSCP table that was chosen for this search/session.

SORDER=SUBAREA

Specifies that VTAM should always try searching the APPN network last (after trying all subarea ADJSSCPs).

SORDER=STARTOPT

Specifies that VTAM should use the current value of the SORDER start option for this ADJSSCP table each time it is chosen for searching. This value can be used on CDRM statements to override the sift down value from the preceding NETWORK statement. When coded on a NETWORK statement, this value works the same way as when SORDER= is not coded on the NETWORK statement.

SSCPORD

Notes:

¹ On the CDRM definition statement, SSCPORD will default to the value coded on the preceding NETWORK statement.

statements: NETWORK, CDRM

dependencies: none

Specifies whether VTAM searches an adjacent SSCP table in priority order, in the order in which the table is defined, or in the order specified on the SSCPORD start option.

Tip: When coded on a NETWORK statement, the SSCPORD value sifts down to all CDRM statements under that NETWORK statement (unless SSCPORD is overridden on one or more of the CDRM statements).

SSCPORD=DEFINED

Specifies that VTAM searches the adjacent SSCP table in the same order that SSCPs are listed, if past session initiation attempts were successful, with the exception that the owner, if identified, is tried first.

SSCPORD=PRIORITY

Specifies that VTAM gives preference to SSCPs it uses. The search order is as follows:

1. The CDRM that owns the resource (if identified).
2. The SSCPs for which the most recent session-initiation attempt succeeded.
3. The SSCPs for which no session-initiation attempt has been made.
4. The SSCPs for which the last session-initiation attempt failed.

SSCPORD=STARTOPT

Specifies that VTAM should use the current value of the SSCPORD start option for this ADJSSCP table each time it is chosen for searching. This value can be used on CDRM statements to override the sift

down value from the preceding NETWORK statement. When coded on a NETWORK statement, this value works the same way as when SSCPORD= is not coded on the NETWORK statement.

sscpname

►► *sscpname* ◄◄

statements: CDRM

dependencies: must match SSCPNAME start option

Provides the name of the SSCP. It must match the name assigned to that SSCP in its own network by the SSCPNAME start option.

The *sscpname* field on each CDRM definition statement names a destination SSCP in the network identified by the preceding NETWORK definition statement, or, if there is no NETWORK definition statement, in the network where the table is defined.

TYPE

►► TYPE — = — ADJSSCP ◄◄

statements: VBUILD

dependencies: none

Specifies that this VBUILD definition statement defines an adjacent SSCP table.

Adjacent cluster routing definitions

The adjacent cluster (ADJCLUST) routing list allows you to define which adjacent APPN subnetworks VTAM should search. For each destination network, you can define a table that specifies the control point (CP) name of the adjacent nodes to which the search is sent.

Each routing list contains one or more network identifiers, followed by the CPNAMEs of the nodes that should be searched when VTAM receives a request to search for a resource with that network identifier. Coding a NETWORK statement without a NETID value creates a default routing list. The operands coded on the default list are used for all NETIDs that do not have an explicitly coded NETID list.

Figure 1 on page 435 contains the following three routing lists:

- A default routing list to be used when one of the following conditions is met.
 - A non-network qualified request is received.
 - A network qualified request is received and the NETID specified is not defined in any NETWORK statement.
- A list (NETAC) to be used when NETA or NETC is the network identifier specified on a request.
- A list (NETZ) to be used when NETZ is the network identifier and nodes are to be omitted.

```

ADJCLUST VBUILD      TYPE=ADJCLUST
*****
* Default network ID                                     *
*****
DEFAULT  NETWORK    SNVC=4,          allow depth of 4 networks    x
                        BNDYN=LIMITED    allow limited dynamics
NODE2A   NEXTCP      CPNAME=NETA.NODE2A    route to NODE2A
NODE2B   NEXTCP      CPNAME=NETB.NODE2B    route to NODE2B
*****
* Routing for NETID=NETA and NETID=NETC                 *
*****
NETAC    NETWORK    NETID=(NETA,NETC),    x
                        BNDYN=NONE,        do not allow dynamics    x
                        BNORD=DEFINED      use defined routing      x
                        SNVC=4            allow depth of 4 subnets    x
NODE2A   NEXTCP      CPNAME=NETA.NODE2A    route to NODE2A
NODE2C   NEXTCP      CPNAME=NETC.NODE2C    route to NODE2C
*****
* Routing for NETID=NETZ with OMITTED nodes             *
*****
NETZ     NETWORK    NETID=(NETZ),        x
                        BNDYN=FULL,        allow full dynamics      x
                        BNORD=PRIORITY,    use priority routing      x
                        SNVC=4            allow depth of 4 subnets
NODE2A   NEXTCP      CPNAME=NETA.NODE2A,    x
                        OMITCP=YES         do not route to NODE2A
NODE2C   NEXTCP      CPNAME=NETC.NODE2C,    x
                        OMITCP=YES         do not route to NODE2C

```

Figure 1. Adjacent cluster routing definitions

Table 32. Definition statements for ADJCLUST table

Name	Definition statement	Operands	Page	Req	Sift effect	Default	Restrictions, dependencies
name	VBUILD	TYPE=ADJCLUST	“TYPE” on page 440	R			BN=YES
name	NETWORK	BNDYN	“BNDYN” on page 438			BNDYN start option value	
		NETID	“NETID” on page 439				
		BNORD	“BNORD” on page 438			BNORD start option value	
name	NEXTCP	CPNAME	“CPNAM E” on page 439			This node's cpname	
		SNVC	“SNVC” on page 440		N	SNVC start option	
		OMITCP	“OMITCP” on page 440			NO	

Table 32. Definition statements for ADJCLUST table (continued)

Name	Definition statement	Operands	Page	Req	Sift effect	Default	Restrictions, dependencies
Legend:							
R	Required operand.						
N	Code this operand on the higher-level NETWORK definition statement to take advantage of the sift effect, or code it on this definition statement.						

Adjacent cluster routing definitions coding notes

This information contains coding notes for adjacent cluster routing definitions.

VBUILD definition statement

Code a VBUILD definition statement as the first statement in an adjacent cluster definition list.

NETWORK definition statement

Code a NETWORK definition statement for each NETID or group of NETIDs that you want to define routing.


NEXTCP definition statement

Code a NEXTCP definition statement for each node that is to be searched.

Adjacent cluster routing definitions full syntax

The full syntax for the adjacent cluster routing definitions follows. The syntax for each operand is repeated in [“Adjacent cluster routing definitions operand descriptions”](#) on page 437.


VBUILD

➤  ➤

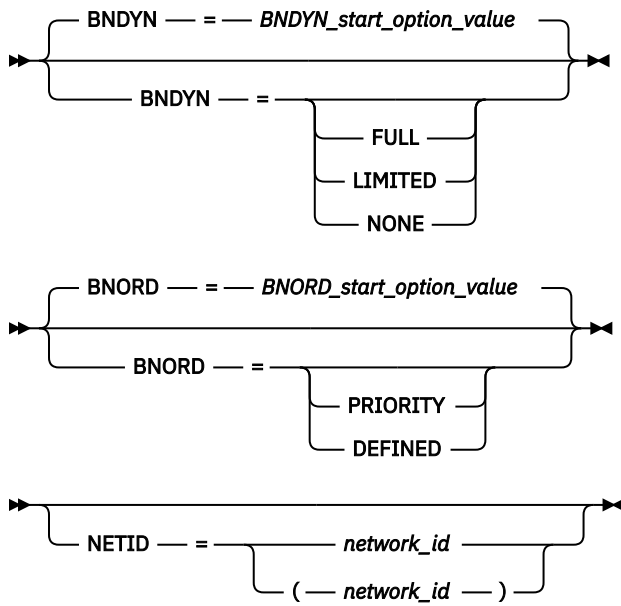
➤ VBUILD ➤

➤ TYPE — = — ADJCLUST ➤

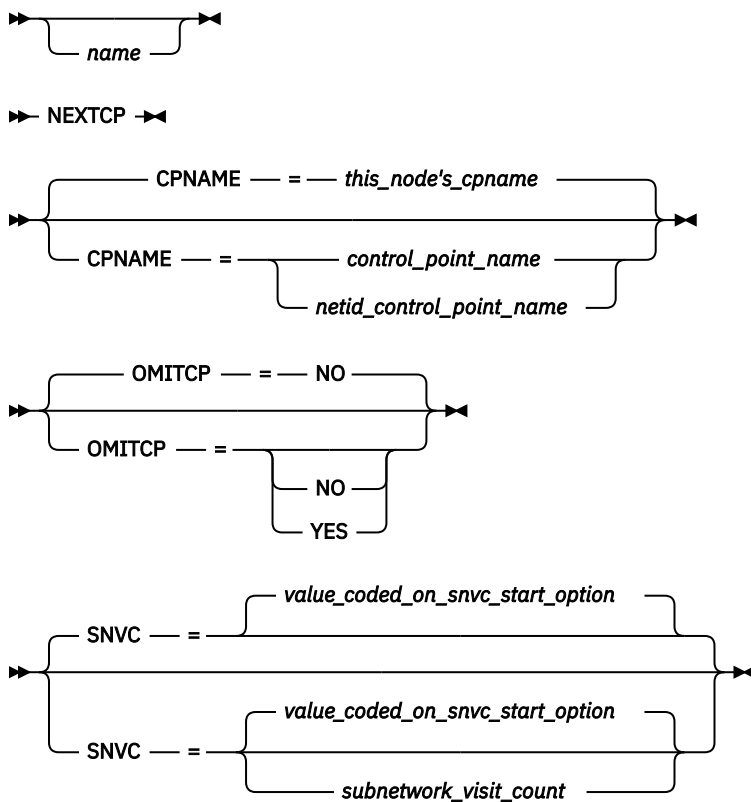
NETWORK

➤  ➤

➤ NETWORK ➤



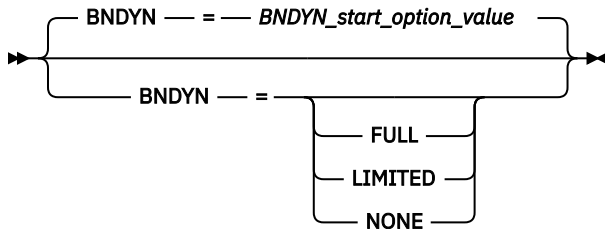
NEXTCP



Adjacent cluster routing definitions operand descriptions

The following information describes the operands you can code for the adjacent cluster routing definition statements.

BNDYN



statements:

NETWORK

dependencies:

none

Specifies how VTAM will add nodes dynamically to the routing list.

BNDYN=NONE

No nodes are added except those explicitly identified by NEXTCP definition statements.

BNDYN=LIMITED

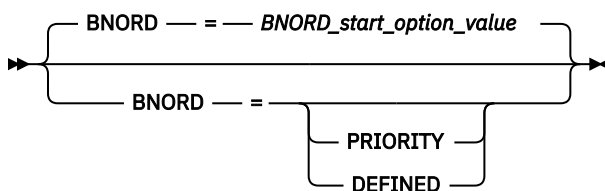
All active border nodes in the native subnetwork as well as active adjacent nodes in nonnative subnetworks attached to this node are automatically added to the routing list if either of the following conditions is met:

- BNs and nonnative NNs that VTAM learns about whose network ID matches the network ID of the destination LU.
- BN or nonnative NNs that have previously sent a Locate that carried the network ID of the destination LU.

BNDYN=FULL

All active border nodes in the native subnetwork as well as active adjacent nodes in nonnative subnetworks attached to this node are automatically added to the routing list.

BNORD



statements:

NETWORK

dependencies:

none

Specifies the order in which VTAM performs cross-subnet searches.

BNORD=DEFINED

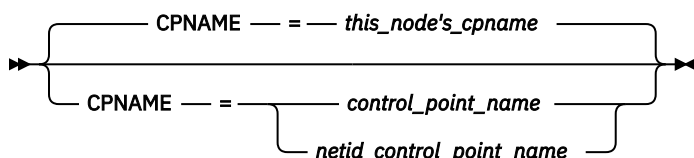
Specifies that searches are performed in the order that you define border nodes and non-native network nodes.

Tip: The value BNORD=DEFINED applies only to defined routing entries. Dynamic entries are reordered in priority order and placed after all defined entries.

BNORD=PRIORITY

Specifies that search preference is given to nodes for which the most recent search was successful and to nodes whose NETID matches the DLU's NETID value.

CPNAME



statements: *NEXTCP*

dependencies: *none*


Specifies the CP name of the node to which the search request is to be forwarded.

The CP name may be network qualified. If you specify a *control_point_name*, but not a *netid*, VTAM uses this node's NETID. If you do not code CPNAME, VTAM uses this node's network qualified CP name.

The CP names of the following nodes can be listed when defining ADJCLUST definitions:

- Extended border nodes in this node's topology subnetwork, which own subnetwork boundaries with other APPN subnetworks.
- Nodes in adjacent nonnative subnetwork with which this node has a subnetwork boundary.
- This node's CPNAME which indicates that this node's native subnetwork should be searched.

name



statements: *VBUILD, NETWORK, NEXTCP*

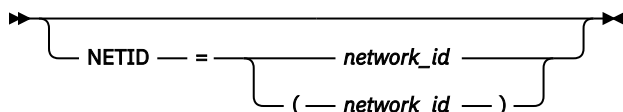
dependencies: *none*

Assigns a name to the definition statement.

To avoid confusion, use the same value for *name* and the following information:

- CPNAME when the NEXTCP definition statement is coded
- NETID when the NETID definition statement is coded

NETID



statements: *NETWORK*

dependencies: *none*

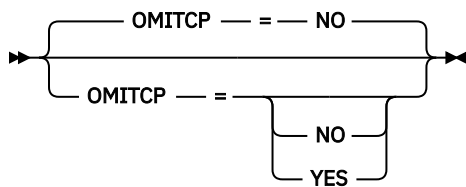
Specifies the optional 1–8 character identifier of the destination network.

If you do not code NETID at all, this NETWORK definition statement represents an adjacent cluster routing definition to be used for unknown or unlisted NETIDs (those not explicitly coded on other NETWORK statements).

Do not code the same NETID multiple times within a routing list. If a duplicate value is specified, only the last one listed is used.

Note: The use of the national character, #, is discouraged, because this character might not be present on keyboards of terminals produced in other countries. Because # might not be available on all terminals, SNA architecture specifically excludes # from the list of valid characters that can be used for defining network identifiers. Although VTAM allows you to use #, other products might enforce this restriction.

OMITCP



statements:

NEXTCP

dependencies:

none

Specifies whether VTAM will omit nodes from the subnet routing list.

OMITCP=NO

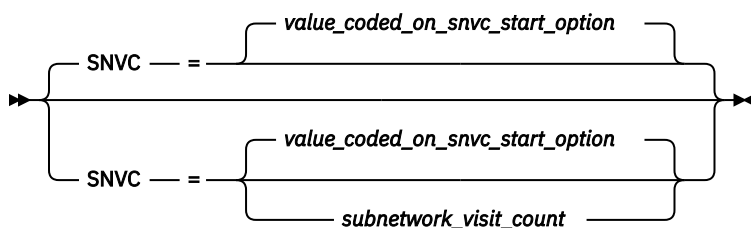
The node specified on the NEXTCP statement will not be omitted from the subnet routing list.

This is the default.

OMITCP=YES

The node specified on the NEXTCP statement will be omitted from the subnet routing list for the network ID (NETID) specified on the NETWORK statement. Omitting the node prevents the node from being added as a defined or dynamic entry to the subnet routing list.

SNVC



statements:

NETWORK, NEXTCP

dependencies:

none

range:

1-255

Defines a maximum number of subnetworks this border node will search when looking for a resource. If no value is coded for SNVC, the value specified on the SNVC start option is used.

Note:

1. If SNVC=1 is coded, the search scope is restricted to the originating subnetwork. A value of SNVC=2 is required to allow a request to traverse one subnetwork boundary.
2. The maximum subnetwork count can be modified downwards if a node along the path has a lower SNVC count. However, the received SNVC is never modified upwards.

TYPE

➤ TYPE — = — ADJCLUST ➤

statement:

VBUILD

dependencies:

BN=YES start option coded

Indicates that this VBUILD definition statement defines a set of adjacent cluster definitions to VTAM.

APPN transmission group profile

Define a transmission group (TG) profile to specify a set of characteristics for a transmission group. The TG profile is not a resource, but describes the TG characteristics of a link.

An adjacent link station (PU) calls a TG profile. When an adjacent link station is activated, VTAM attempts to locate the TG profile. If the TG profile cannot be found, default values are used for the TG characteristics.

A newer TG profile with the same name as a previously defined TG profile updates the older TG profile. The update does not affect existing connections, but subsequent calls to the updated TG profile receive the new information.

TGP definition statement

Code one TGP definition statement and optional operands for each TG profile.

IBM-supplied transmission group profiles

The IBM-supplied transmission group profiles are shipped with the name IBMTGPS in SYS1.ASAMPLIB. Copy IBMTGPS into SYS1.VTAMLST at VTAM installation.

Note: The IBMTGPS member is automatically activated.

See “APPN transmission group (TG) profile definitions (IBMTGPS)” on page 1162 for samples of the profiles, and see [z/OS Communications Server: SNA Network Implementation Guide](#) for more details.

Table 33. Definition statement for transmission group profile (TGP)

Name	Definition statement	Operands	Page	Req	Sift effect	Default	Restrictions, dependencies
name	TGP	CAPACITY	“CAPACITY” on page 443			8K	
		COSTBYTE	“COSTBYTE” on page 448			0	
		COSTTIME	“COSTTIME” on page 449			0	
		PDELAY	“PDELAY” on page 449			TERRESTR	
		SECURITY	“SECURITY” on page 450			UNSECURE	
		UPARM1	“UPARM1” on page 450			128	
		UPARM2	“UPARM2” on page 450			128	

Table 33. Definition statement for transmission group profile (TGP) (continued)

Name	Definition statement	Operands	Page	Req	Sift effect	Default	Restrictions, dependencies
		UPARM3	“UPARM3” on page 451			128	

Legend:
R Required operand.

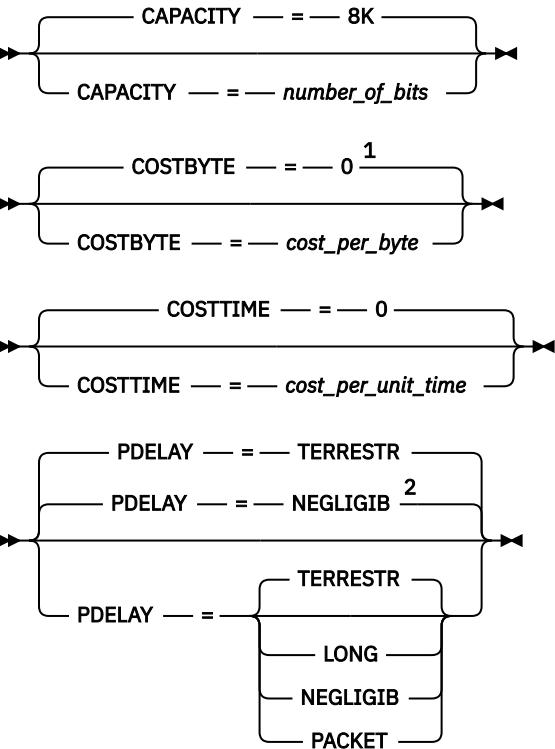
APPN transmission group profile full syntax

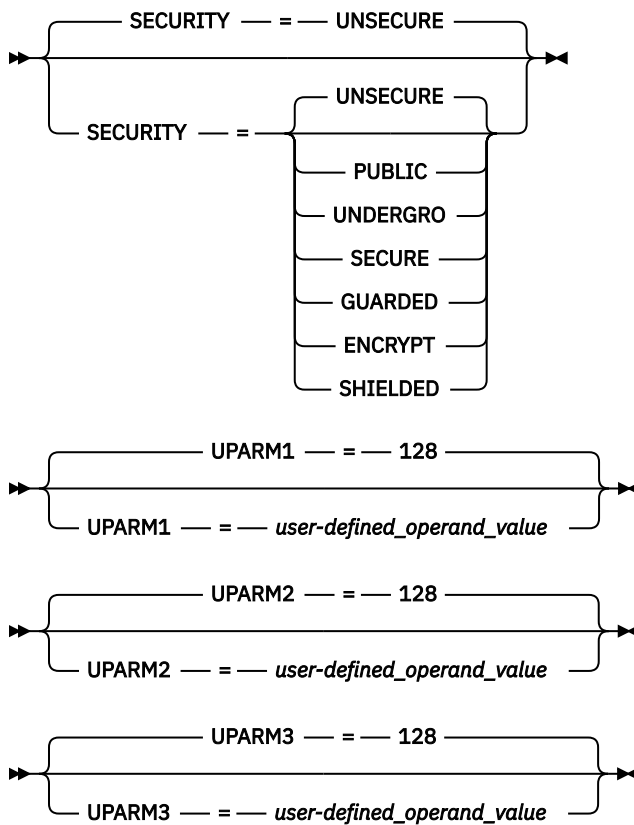
The full syntax for the transmission group profile follows. The syntax for each operand is repeated in [“APPN transmission group profile operand descriptions” on page 443](#).

TGP

➤➤ *name* ➤➤

➤➤ TGP ➤➤





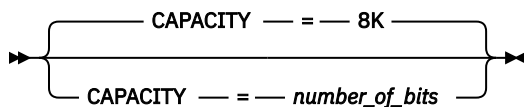
Notes:

- ¹ The value of COSTBYTE for intercluster links (ICL) defaults to 1.
- ² NEGLIGIB is the default if the TRLE operand is coded.

APPN transmission group profile operand descriptions

The following information describes the operands you can code for the APPN transmission group profile.

CAPACITY



range:

1 - 1000Kb

1 - 1000Mb

1 - 100Gb

Specifies the effective capacity of the link that comprises the TG. Specify the value in Kb per second (for example, 100K), Mb per second (for example, 100M), or Gb per second (for example, 10G). This number approximates the bits per second that the link can transmit (the transmission rate of the link, times the maximum load factor expressed as a percentage).

Because the value for CAPACITY is represented as a single byte, the precision of the specified number of bits might be lost. For example, numbers that are close (such as 100K and 101K) can be interpreted by VTAM, and displayed as the same value.

See Table 34 on page 444 for a list of CAPACITY values you can specify and their corresponding values when displayed. The values appearing in the VALUE CODED column are the values you can specify for CAPACITY. The values in the D NET,TGP column are the hexadecimal values that VTAM displays for the specified value when you issue D NET,TGP. The values in the D NET,TOPO column are the values that VTAM displays for the specified value when you issue D NET,TOPO. So, if you specify 80K for CAPACITY: D NET,TGP displays X'48', and D NET,TOPO displays 77K.

<i>Table 34. CAPACITY values when displayed</i>		
Value coded	D NET, TGP	D NET, TOPO
1K	14	1K
2K	1C	2K
3K	22	3K
4K	25	4K
5K	28	5K
6K	2A	6K
7K	2B	7K
8K	2D	8K
9K	2F	9K
10K	30	10K
11K	31	11K
12–13K	32	12K
14K	33	14K
15K	34	15K
16K	35	16k
17K	36	17K
18–19K	37	18K
20–21K	38	20K
22–23K	39	22K
24–26K	3A	24K
27–28K	3B	27K
29–31K	3C	29K
32–33K	3D	32K
34–35K	3E	34K
36–38K	3F	36K
39–43K	40	39K
44–47K	41	44K
48–52K	42	48K
53–57K	43	53K
58–62K	44	58K

Table 34. CAPACITY values when displayed (continued)

Value coded	D NET, TGP	D NET, TOPO
63–67K	45	63K
68–71K	46	68K
72–76K	47	72K
77–86K	48	77K
87–95K	49	87K
96–105K	4A	96K
106–115K	4B	106K
116–124K	4C	116K
125–134K	4D	125K
135–143K	4E	135K
144–153K	4F	144K
154–172K	50	154K
173–191K	51	173K
192–211K	52	192K
212–230K	53	212K
231–249K	54	231K
250–268K	55	250K
269–287K	56	269K
288–307K	57	288K
308–345K	58	308K
346–383K	59	346K
384–422K	5A	384K
423–460K	5B	423K
461–499K	5C	461K
500–537K	5D	500K
538–575K	5E	538K
576–614K	5F	576K
615–691K	60	615K
692–767K	61	692K
768–844K	62	768K
845–921K	63	845K
922–998K	64	922K
999–1M	65	999K
2M	6D	2M

Table 34. CAPACITY values when displayed (continued)

Value coded	D NET, TGP	D NET, TOPO
3M	71	3M
4M	75	4M
5M	78	5M
6M	79	6M
7M	7B	7M
8M	7D	8M
9M	7E	9M
10–11M	80	10M
12M	81	12M
13M	82	13M
14M	83	14M
15M	84	15M
16–17M	85	16M
18M	86	18M
19M	87	19M
20–22M	88	20M
23–24M	89	23M
25–27M	8A	25M
28–29M	8B	28M
30–31M	8C	30M
32–34M	8D	32M
35–36M	8E	35M
37–39M	8F	37M
40–44M	90	40M
45–49M	91	45M
50–54M	92	50M
55–58M	93	55M
59–63M	94	59M
64–68M	95	64M
69–73M	96	69M
74–78M	97	74M
79–88M	98	79M
89–98M	99	89M
99–108M	9A	99M

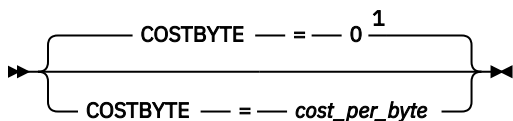
Table 34. CAPACITY values when displayed (continued)

Value coded	D NET, TGP	D NET, TOPO
109–117M	9B	109M
118–127M	9C	118M
128–137M	9D	128M
138–147M	9E	138M
148–157M	9F	148M
158–176M	A0	158M
177–196M	A1	177M
197–216M	A2	197M
217–235M	A3	217M
236–255M	A4	236M
256–275M	A5	256M
276–294M	A6	276M
295–314M	A7	295M
315–353M	A8	315M
354–393M	A9	354M
394–432M	AA	393M
433–471M	AB	433M
472–511M	AC	472M
512–550M	AD	511M
551–589M	AE	551M
590–629M	AF	590M
630–707M	B0	630M
708–786M	B1	708M
787–865M	B2	787M
866–943M	B3	865M
944M–1G	B4	944M
2G	BC	2G
3G	C1	3G
4G	C4	4G
5G	C7	5G
6G	C9	6G
7G	CB	7G
8G	CC	8G
9G	CE	9G

Table 34. CAPACITY values when displayed (continued)

Value coded	D NET, TGP	D NET, TOPO
10G	CF	10G
11G	D0	11G
12G	D1	12G
13G	D2	13G
14-15G	D3	14G
16G	D4	16G
17G	D5	17G
18G	D6	18G
19-20G	D7	19G
21-22G	D8	21G
23-25G	D9	23G
26-27G	DA	26G
28-30G	DB	28G
31-32G	DC	31G
33-35G	DD	33G
36-37G	DE	36G
38-40G	DF	38G
41-45G	E0	41G
46-50G	E1	46G
51-55G	E2	51G
56-60G	E3	56G
61-65G	E4	61G
66-70G	E5	66G
71-75G	E6	71G
76-80G	E7	76G
81-90G	E8	81G
91-100G	E9	91G

COSTBYTE



Notes:

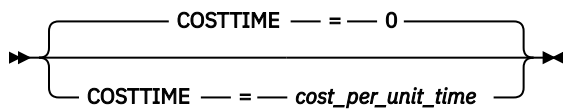
¹ TG characteristics are not valid with DYNTYPE=VN.

range:

0-255

Specifies a cost-per-byte-transmitted to be associated with the TG, where 0 is the least expensive cost per byte and 255 is the most expensive.

COSTTIME



range: 0–255

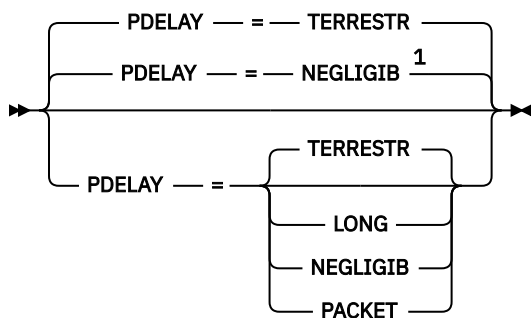
Specifies a cost-per-unit-of-time to be associated with the TG, where 0 is the least expensive cost per unit of time and 255 is the most expensive.

name

➡ name ➡

Specifies the required name of this TG profile.

PDELAY



Notes:

¹ NEGLIGIB is the default if the TRLE operand is coded.

Specifies the maximum propagation delay of the link for the transmission group. Propagation delay represents the time needed for a signal to travel from one end of the link to the other.

PDELAY=LONG

Indicates a satellite delay (greater than 245.76 milliseconds).

PDELAY=NEGLIGIB

Indicates a local area network delay (less than 0.48 milliseconds).

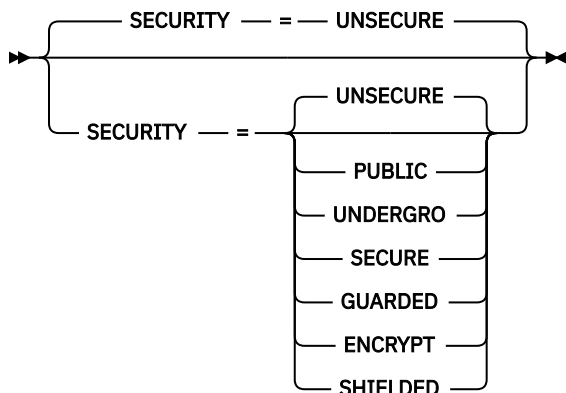
PDELAY=PACKET

Indicates a packet-switched network delay (between 49.152 and 245.76 milliseconds).

PDELAY=TERRESTR

Indicates telephone network delay (between 0.48 and 49.152 milliseconds).

SECURITY



Specifies the security level of the transmission group. The following options range from the least secure level to the most secure level.

SECURITY=UNSECURE

Specifies no security level

SECURITY=PUBLIC

Specifies a public switched network

SECURITY=UNDERGRO

Specifies an underground cable, not guarded

SECURITY=SECURE

Specifies a secure conduit, not guarded

SECURITY=GUARDED

Specifies a guarded conduit, physical only

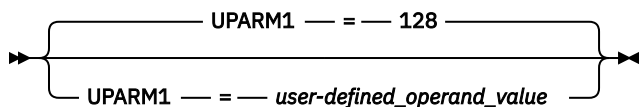
SECURITY=ENCRYPT

Specifies link encryption

SECURITY=SHIELDED

Specifies a guarded conduit, physical and radiation shielded

UPARM1



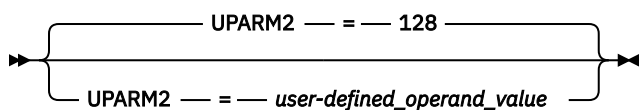
range:

0-255

Specifies a user-defined operand value.

See [z/OS Communications Server: SNA Network Implementation Guide](#) for an example of using the UPARM operands.

UPARM2

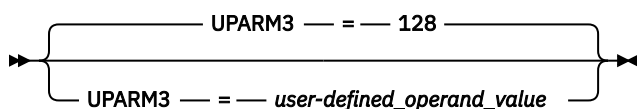


range:

0-255

Specifies a user-defined operand value.

UPARM3



range: 0–255

Specifies a user-defined operand value.

APPN-to-subarea Class of Service mapping table

The APPN-to-subarea (APPNTOSA) Class of Service (CoS) mapping table enables you to define how APPN CoS names are mapped to subarea CoS names for a VR-based TG portion of an HPR route. Subarea CoS names are needed for a VR-based TG because VR-based TGs use subarea virtual routes. The subarea CoS name used to find the appropriate VRs to set up an HPR route is determined as follows:

1. If an APPNTOSA CoS mapping table is active and a specific subarea CoS is found for a given APPN CoS, that subarea CoS is used. Because a blank LOGMODE name is valid in subarea, use blanks after COS= to map to it. A blank logmode name is NOT valid in APPN. (If the blank LOGMODE name is the default, code as "COS=,DEFAULT=YES").
2. If an APPNTOSA CoS mapping table is active, a specific subarea CoS is not found for a given APPN CoS, and a default subarea CoS is coded, the default subarea CoS is used.
3. If an APPNTOSA CoS mapping table is active, a specific subarea CoS is not found for a given APPN CoS, and a default subarea CoS is not coded, the ISTVTCOS Class of Service is used if coded.
4. If no APPNTOSA CoS mapping table is active, the ISTVTCOS Class of Service is used if coded.
5. If none of the above conditions are met, route setup fails.

To modify an active APPNTOSA CoS mapping table:

1. Edit the APPNTOSA VTAMLST member, making the modifications that you want.
2. Reactivate that APPNTOSA VTAMLST member.

To delete an active APPNTOSA CoS mapping table:

1. Create a version of the APPNTOSA table that has only one entry in it. This entry must be a dummy entry that does not specify DEFAULT=YES.
2. Activate this table. Because the new table has no usable (or default) entries in it, the CoS mapping function will fail and VTAM will revert back to the original LOGMODE table method.

Figure 2 on page 451 illustrates the definition of an APPNTOSA CoS mapping table.

```
TABLE1  VBUILD  TYPE=APPNTOSA
#CONNECT MAPSTO  COS=COSAPPL1,DEFAULT=YES
#BATCH   MAPSTO  COS=COSAPPL2
#BATCHSC MAPSTO  COS=COSAPPL3
#INTER   MAPSTO  COS=COSAPPL4
SNASVCMG MAPSTO  COS=COSAPPL5
#INTERSC MAPSTO  COS=ISTCOSDF
```

Figure 2. APPN-to-subarea CoS mapping table example

Figure 3 on page 452 illustrates disabling the APPNTOSA COS mapping function.

```

*****
*
* NAME:      Dummy APPNTOSA (APPN TO SA) CoS Mapping Table used to
*            disable the APPNTOSA CoS Mapping function.
*
*****
SA2APPN  VBUILD    TYPE=SATOAPPN
DUMMY1   MAPSTO    COS=DUMMY1

```

Figure 3. APPN-to-subarea CoS mapping table used to disable the APPNTOSA CoS mapping function example

Table 35. Definition statements for APPNTOSA table

Name	Definition statement	Operands	Page	Req	Sift effect	Default	Restrictions, dependencies
name	VBUILD	TYPE=APPNTOSA	“TYPE” on page 454	R			
appn_ cos	MAPSTO	COS	“COS” on page 453	R			
		DEFAULT	“DEFAULT=YES” on page 453				

Legend:

R

Required operand.

APPN-to-subarea Class of Service mapping table coding notes

This information contains coding notes for an APPN-to-subarea Class of Service mapping table.

VBUILD definition statement

Code a VBUILD definition statement as the first statement in an APPN-to-subarea CoS mapping table.

MAPSTO definition statement

Code a MAPSTO definition statement to define an APPN-to-subarea CoS mapping.

APPN-to-subarea Class of Service mapping table full syntax

The full syntax for the APPN-to-subarea CoS mapping table follows. The syntax for each operand is repeated in [“APPN-to-subarea Class of Service mapping table operand descriptions” on page 453](#).

VBUILD

➤ name ➤

➤ VBUILD ➤

➤ TYPE — = — APPNTOSA ➤

MAPSTO

➤ *appn_cos* ➤

➤ MAPSTO ➤

➤ COS — = — *subarea_cos* ➤

➤ _____ ➤
|
| DEFAULT — = — YES |

APPN-to-subarea Class of Service mapping table operand descriptions

The following information describes the operands you can code for the APPN-to-subarea CoS mapping table.

appn_cos

➤ *appn_cos* ➤

statements: MAPSTO

dependencies: none

Specifies a required 1–8 character name identifying an APPN CoS name.

COS

➤ COS — = — *subarea_cos* ➤

statements: MAPSTO

dependencies: none

Specifies a 0–8 character name identifying a subarea CoS name. (If the subarea CoS name is blanks, just code COS=).

DEFAULT=YES

➤ _____ ➤
|
| DEFAULT — = — YES |

statements: MAPSTO

dependencies: none

Specifies that this entry is the default subarea CoS for this table.

name

➤ _____ ➤
|
| *name* |

statements: VBUILD

dependencies: none

Assigns a name to the APPN-to-subarea CoS mapping table.

TYPE

➤ TYPE — = — APPNTOSA ➤

statements: VBUILD
dependencies: none

Means that this VBUILD definition statement defines an APPN-to-subarea CoS mapping table.

Subarea-to-APPN Class of Service mapping table

The subarea-to-APPN (SATOAPPN) Class of Service (CoS) mapping table enables you to define how subarea CoS names are mapped to APPN CoS names when a session goes from the subarea part of the network to the APPN part of the network.

VTAM picks an APPN CoS as follows:

- 1. APPNCOS is first picked up from the requested LOGMODE entry, if it exists. A blank Subarea LOGMODE name is valid.
- 2. The new table, if present, is searched for an APPN mapping of the subarea CoS.
- 3. If a subarea CoS to APPN CoS mapping is in the table, and it is different from the APPN CoS found in the logon mode table entry, or a DEFAULT entry is coded in the table, the SATOAPPN CoS table entry is used for this session.
- 4. If no mapping exists, the APPNCOS from the logon mode table is used, or the APPNCOS default is used if no APPNCOS was in the LOGMODE entry of the logon mode table.

To modify an active SATOAPPN CoS mapping table:

- 1. Edit the SATOAPPN VTAMLST member, making the modifications that you want.
- 2. Reactivate that SATOAPPN VTAMLST member.

To delete an active SATOAPPN CoS mapping table:

- 1. Create a version of the SATOAPPN table that has only one entry in it. This entry must be a dummy entry that does not specify DEFAULT=YES.
- 2. Activate this table. Because the new table has no usable (or default) entries in it, the CoS mapping function will fail and VTAM will revert back to the original LOGMODE table method.

Figure 4 on page 454 illustrates definition of a SATOAPPN CoS mapping table.

```
TABLE2    VBUILD    TYPE=SATOAPPN
COSAPPL1  MAPSTO    COS=#CONNECT,DEFAULT=YES
COSAPPL2  MAPSTO    COS=#BATCH
COSAPPL3  MAPSTO    COS=#BATCHSC
           MAPSTO    COS=#INTER
COSAPPL5  MAPSTO    COS=SNASVCMG
COSAPPL6  MAPSTO    COS=#INTERSC
```

Figure 4. Subarea-to-APPN CoS mapping table example

Table 36. Definition statements for SATOAPPN table

Name	Definition statement	Operands	Page	Req	Sift effect	Default	Restrictions, dependencies
name	VBUILD	TYPE=SATOAPPN	"TYPE" on page 456	R			

Table 36. Definition statements for SATOAPPN table (continued)

Name	Definition statement	Operands	Page	Req	Sift effect	Default	Restrictions, dependencies
sa_cos	MAPSTO	COS	“COS” on page 456	R			
		DEFAULT	“DEFAULT =YES” on page 456				

Legend:

R

Required operand.

Subarea-to-APPN Class of Service mapping table coding notes

This information contains coding notes for a subarea-to-APPN Class of Service mapping table.

VBUILD definition statement

Code a VBUILD definition statement as the first statement in a subarea-to-APPN CoS mapping table.


MAPSTO definition statement

Code a MAPSTO definition statement to define a subarea-to-APPN CoS mapping.

Subarea-to-APPN Class of Service mapping table full syntax

The full syntax for the subarea-to-APPN CoS mapping table follows. The syntax for each operand is repeated in [“Subarea-to-APPN Class of Service mapping table operand descriptions” on page 456](#).

VBUILD

»  **name**

» VBUILD »

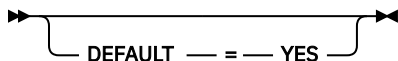
» TYPE — = — SATOAPPN »

MAPSTO

» sa_cos »

» MAPSTO »

» COS — = — appn_cos »

»  **DEFAULT — = — YES**

Subarea-to-APPN Class of Service mapping table operand descriptions

The following information describes the operands you can code for the subarea-to-APPN CoS mapping table.

sa_cos

➤ *sa_cos* ➤

statements: MAPSTO

dependencies: none

Specifies a required 0–8 character name identifying a subarea CoS name. (A blank subarea CoS name is valid).

COS

➤ COS — = — *appn_cos* ➤

statements: MAPSTO

dependencies: none

Specifies a 1–8 character name identifying an APPN CoS name.

DEFAULT=YES

➤ _____ ➤
| _____ |
| DEFAULT — = — YES |

statements: MAPSTO

dependencies: none

Specifies that this entry is the default APPN CoS for this table.

name

➤ _____ ➤
| _____ |
| name |

statements: VBUILD

dependencies: none

Assigns a name to the subarea-to-APPN CoS mapping table.

TYPE

➤ TYPE — = — SATOAPPN ➤

statements: VBUILD

dependencies: none

Means that this VBUILD definition statement defines an subarea-to-APPN CoS mapping table.

Border node CoS mapping definitions

The border node Class of Service (CoS) mapping definitions (BNCOSMAP) enable you to define how the CoS name from an adjacent APPN network (that is, a nonnative CoS name) should be mapped to the local network CoS name (native CoS name). The border node CoS mapping definitions enables each subnetwork to maintain its own CoS names.

You can code the CoS mapping definitions to map a nonnative CoS name to a local CoS name for a specific NETID. You can also define code definitions to be used if you have not defined an explicit table for the NETID.

If a table is coded, the nonnative CoS name is located in the table and mapped to the corresponding native CoS name. If an entry for the nonnative CoS name is not found, the CoS name in the adjacent subnetwork is used provided that the received CoS is defined for this node by the APPN Class of Service definitions. If the received CoS name is not defined, then the CoS name coded on the APPNCOS start option will be used.

Figure 5 on page 457 defines an explicit CoS mapping table for NETWORKA, NETWORKB, and NETWORKC. The same mapping table is used for both NETWORKB and NETWORKC. The example also defines a default CoS mapping table, DEFAULT, to be used if an explicit table cannot be found.

```
TABLE1  VBUILD  TYPE=BNCOSMAP
*****
* Adjacent network ID                               *
*****
NETWORKA NETWORK  NETID=NETWORKA      adjacent network ID
COS1      MAPSTO   COS=COSA            map COS
COS2      MAPSTO   COS=COSB            map COS
COS3      MAPSTO   COS=COSC            map COS
*****
* Adjacent network ID                               *
*****
NETWORKB NETWORK  NETID=(NETWORKB,NETWORKC) adjacent netw ID
COS1      MAPSTO   COS=COSA            map COS
COS3      MAPSTO   COS=COSF            map COS
COS5      MAPSTO   COS=COSE            map COS
*****
* Default network ID                               *
*****
DEFAULT  NETWORK  default network ID
COS1     MAPSTO   COS=COSA            map COS
```

Figure 5. CoS mapping table example

Note: If a request is to be sent to a nonnative network node and the nonnative node does not have the capability to perform mapping, VTAM will map the native CoS to a nonnative CoS. VTAM will search the native CoS names (specified by the COS operand) under the NETWORK definitions for the destination NETID or the default definitions (if the NETID is not defined on a NETWORK statement). Using the first definition of the native CoS name, the *cos_name* will be used on the outbound request.

Table 37. Definition statements for COSMAP table

Name	Definition statement	Operands	Page	Req	Sift effect	Default	Restrictions, dependencies
name	VBUILD	TYPE=BNCOSMAP	“TYPE” on page 460	R			
name	NETWORK	NETID	“NETID” on page 459				
cos_name	MAPSTO	COS	“COS” on page 459				

Table 37. Definition statements for COSMAP table (continued)

Name	Definition statement	Operands	Page	Req	Sift effect	Default	Restrictions, dependencies
------	----------------------	----------	------	-----	-------------	---------	----------------------------

Legend:

R

Required operand.

Border node CoS mapping definitions coding notes

This information contains coding notes for border node Class of Service mapping definitions.

VBUILD definition statement

Code a VBUILD definition statement as the first statement in a border node CoS mapping table.

NETWORK definition statement

Code a NETWORK definition statement for each network for which you are defining a border node CoS mapping table.


MAPSTO definition statement

Code a MAPSTO definition statement to define the native and nonnative APPN CoS mappings.

Border node CoS mapping definitions full syntax

The full syntax for the border node CoS mapping definition follows. The syntax for each operand is repeated in “Border node CoS mapping definitions operand descriptions” on page 459.


VBUILD



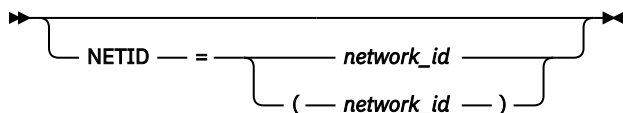
➤ VBUILD ➤

►► TYPE — = — BNCOSMAP ◄◄

NETWORK



▶ NETWORK ◀



MAPSTO

➤ *cos_name* ➤

➤ MAPSTO ➤

➤ COS — = — *native_cosname* ➤

Border node CoS mapping definitions operand descriptions

The following information describes the operands you can code for CoS mapping tables.

COS

➤ COS — = — *native_cosname* ➤

statements: MAPSTO

dependencies: none

Specifies the 1–8 character name identifying a native CoS name.

cos_name

➤ *cos_name* ➤

statements: MAPSTO

dependencies: none

Specifies the 1–8 character name identifying the nonnative CoS name.

name

➤
└─ *name* ─┘ ➤

statements: VBUILD, NETWORK

dependencies: none

On VBUILD

Assigns a name to border node CoS mapping definitions.

On NETWORK

Assigns a name to the NETWORK definition statement. To avoid confusion, use the same value for *name* and the NETID operand.

NETID

➤
└─ NETID — = — *network_id* —
└─ (— *network_id* —) ─┘ ➤

statements: NETWORK
dependencies: none

Specifies the optional 1–8 character network identifier of the adjacent network. If you do not code NETID at all, this NETWORK definition statement represents a default border node CoS mapping to be used for unknown or unlisted NETIDs (those not explicitly coded on other NETWORK statements).

Note: The use of the national character, #, is discouraged, because this character might not be present on keyboards of terminals produced in other countries. Because # might not be available on all terminals, SNA architecture specifically excludes # from the list of valid characters that can be used for defining network identifiers. Although VTAM allows you to use #, other products might enforce this restriction.

TYPE

►► TYPE — = — BNCOSMAP ◄◄

statements: VBUILD
dependencies: none

Means that this VBUILD definition statement defines a set of border node CoS mapping definitions.

Network node server list

You define a network node server list for an end node (EN) with a VBUILD definition statement followed by one or more NETSRVR definition statements.

If you choose not to define a network node server list, a default network node server list consisting of a single nameless NETSRVR definition statement is automatically activated when the end node is initialized.

If the NNSPREF start option is defined, the network node specified will have a higher priority than any other network node specified in the active NETSRVR list.

Table 38. Definition statement for network node server list

Name	Definition statement	Operands	Page	Req	Sift effect	Default	Restrictions, dependencies
name	VBUILD	TYPE=NETSRVR	“TYPE” on page 464	R		FIRST	
		ORDER	“ORDER” on page 463				
name	NETSRVR	NETID	“NETID” on page 463			REQ	
		SLUINIT	“SLUINIT” on page 464				
		ENBCAST	“ENBCAST” on page 462				

Legend:

R
Required operand.

Network node server list coding notes

This information contains coding notes for a network node server list.

VBUILD definition statement

Code a VBUILD definition statement to begin the network node server list.

NETSRVR definition statement

Code a NETSRVR definition statement to define a network node (NN) as a network node server to the EN. There is an unlimited number of NETSRVR definition statements in any list (until VTAM runs out of storage). Duplicate entries in the list are ignored.

If you do not code a NETSRVR definition statement, the end node selects a network node in the same way as when no network node server list is specified.

Network node server list full syntax

The full syntax for the network node server list follows. The syntax for each operand is repeated in [“Network node server list operand descriptions”](#) on page 462.

➤ name ➤

➤ VBUILD ➤

➤ TYPE — = — NETSRVR ➤

➤ ORDER — = — FIRST ➤
➤ ORDER — = — FIRST
➤ ORDER — = — NEXT ➤

➤ name ➤

➤ NETSRVR ➤

➤ NETID — = — network_id ➤


➤ SLUINIT — = — REQ ➤
➤ SLUINIT — = — REQ
➤ SLUINIT — = — OPT ➤

➤ ENBCAST — = — NO ➤
➤ ENBCAST — = — NO
➤ ENBCAST — = — YES ➤

Network node server list operand descriptions

The following information describes the operands you can code for the network node server list.

name



On *VBUILD*

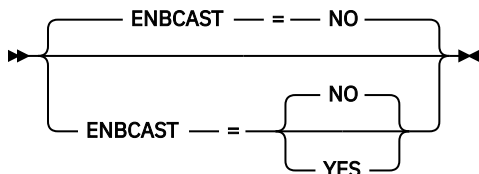
Assigns an optional name to a network node server list.

On *NETSRVR*

Identifies the CP name of a NN that can be used as a network node server for this EN.

If you do not specify a name on a NETSRVR definition statement, any other known adjacent NN, not included in this network node server list, will be considered as a potential network node server for this EN. Only one nameless NETSRVR definition statement entry may appear in a network node server list, and it must be the last entry in the list. Any subsequent entries in the list are ignored. Note that any named NETSRVR entry previously considered and rejected as a network node server is not tried again during nameless entry processing.

ENBCAST



Specifies whether the network node server is allowed to search the end node for unknown resources.

ENBCAST=NO

Specifies that the network node server is not allowed to search the end node for unknown resources.

ENBCAST=YES

Specifies that the network node server is allowed to search the end node for unknown resources. This will result in the end node being searched on all broadcast searches, which could have an impact on performance.

This operand can be used to enable the generic resource function to operate with a network node server that is not connected to the same generic resource structure as the end node. Because of the possible performance impact, this is intended as a backup mode of operation only; therefore, ENBCAST=YES should be coded only on the NETSRVR definition statement of a backup network node server.

In addition, this backup mode of operation works only when all end nodes connected to the same generic resource structure are using the same backup node as their network node server. For this reason, it is necessary to configure all of these end nodes such that they will switch to the backup-mode network node server only when the primary network node server fails (rather than, for example, when a link failure occurs).

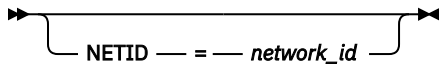
Recommendations:

1. Configure all end nodes attached to the same generic resource structure with the same network node server (NETSRVR) list. The first entry in the network node server list should define the primary network node server (that is, the network node that is attached to the same generic resource structure as the end nodes) and should specify (or default to) ENBCAST=NO. The second (and last) entry in the list should define the backup-mode network node server and should specify

ENBCAST=YES. (In order to guarantee that all end nodes switch to the backup-mode network node server at the same time, all end nodes must define with the same primary and backup-mode network node server names.)

2. Code ORDER=FIRST in the network node server (NETSRVR) list, so that the end nodes will always attempt to use the primary network node server (the one attached to the same generic resource structure) first.
3. Code the NNSPREF start option on all end nodes with the name of the primary network node server (the one attached to the same generic resource structure). This will cause all end nodes to automatically terminate the backup-mode of operation by switching back to the primary network node server as soon as it becomes available again.
4. To reduce the possibility of a link failure causing only some end nodes to switch to the backup-mode network node server, it is recommended that redundant links (which support CP-CP sessions) be defined between each end node and its primary network node server. XCF links are a very good choice for this, because they provide the necessary connectivity as long as there is connectivity to the coupling facility. (In fact, because connectivity to the coupling facility is required to support generic resources, defining XCF links may eliminate the need to define redundant links specifically for this purpose.)

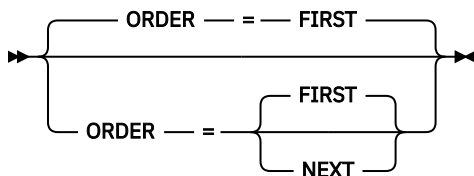
NETID



Specifies a network ID for the named NN. If the NETID operand is not specified, the network ID of this EN is assumed.

Note: NETID is not valid when no value is specified for *name*.

ORDER



Determines how the network node server list is processed.

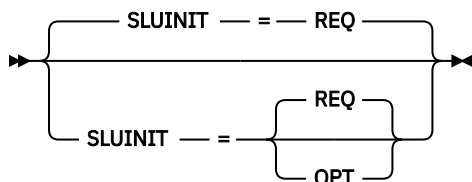
ORDER=FIRST

Specifies that the EN always attempts to find a network node server from the network node server list starting with the first entry. If the first NN in the list is unavailable, the EN attempts to get the second NN in the list to act as its network node server. If the second NN is also unavailable, the third NN in the list is checked, and so on until an available NN is found. Thus, a prioritized list is created where the most preferred NN server is the first entry in the list, the second most preferred is the second entry in the list, and so on. FIRST is the default order of selection.

ORDER=NEXT

Specifies that the EN attempts to find a network node server starting with the next entry after the NN selected the last time the list was used. If the next NN in the list is unavailable, the EN attempts to get the following NN in the list to act as its network node server, and so on until an available NN is found. When the bottom of the list is encountered, the first entry in the list is considered to be the next entry. Thus, NNs are selected in a round-robin manner and no preference is given to one node in the list over another node.

SLUINIT



Specifies whether the network node server is required to support SLU-initiated sessions as a prerequisite for establishment of CP-CP sessions between the indicated network node and this end node.

SLUINIT=OPT

Specifies that CP-CP sessions between this end node and the indicated network node do not depend on the level of network node server support provided by the network node for SLU-initiated sessions.

SLUINIT=REQ

Specifies that CP-CP sessions between this end node and the indicated network node are not permitted when, during session setup, the network node indicates that its network node server support does not include SLU-initiated session capability.

TYPE

➤ TYPE — = — NETSRVR ➤

Means that this VBUILD definition statement defines a network node server list.

Generic resources preferences table

Use the generic resources preferences table (GRPREFS) to define how a generic resource resolution is performed. You can define an entry in the table for each generic name; you can also define a default entry. VTAM does not provide a default generic resources preferences table; however, all generic resource preferences have a default value.

Only one GRPREFS table can be active at a time. The most recently activated GRPREFS table entirely replaces any previously active GRPREFS table.

There is no function to delete a GRPREFS table, however to effectively delete any previous GRPREFS table and return to using the VTAM default generic resource preferences you can activate a GRPREFS table containing only one GRPREF definition statement without a name and without any operands.

Figure 6 on page 464 shows the definition of a GRPREFS table.

```

GRHOST01  VBUILD  TYPE=GRPREFS
          GRPREF  GREXIT=NO,WLM=YES,LOCAPPL=YES,LOCLU=YES,PASSOLU=NO
          GRPREF  GREXIT=NO,WLM=NO,LOCAPPL=YES,LOCLU=YES,PASSOLU=YES
          GRPREF  GREXIT=YES,WLM=YES,LOCAPPL=YES,LOCLU=YES,PASSOLU=NO
  
```

Figure 6. GRPREFS table definition

Table 39. Definition statements for GRPREFS table

Name	Definition statement	Operands	Page	Req	Sift effect	Default	Restrictions, dependencies
name	VBUILD	TYPE=GRPREFS		R			
name	GRPREF			R	NO		

Table 39. Definition statements for GRPREFS table (continued)

Name	Definition statement	Operands	Page	Req	Sift effect	Default	Restrictions, dependencies
		GREXIT=YES NO	“GREXIT” on page 466		NO	NO	
		LOCAPPL=YES NO	“LOCAPPL” on page 467		NO	YES	
		LOCLU=YES NO	“LOCLU” on page 467		NO	YES	
		PASSOLU=YES NO	“PASSOLU” on page 468		NO	NO	
		WLM=YES NO	“WLM” on page 469		NO	YES	

Legend:

R

Required operand.

Generic resources preferences table coding notes

This information contains coding notes for a generic resources preferences table.

VBUILD definition statement

Code a VBUILD definition statement as the first statement in a generic resource preference table.


GRPREF definition statement

Code a GRPREF definition statement to define generic resource preferences for a generic resource name or to define the default generic resource preferences.

Generic resources preferences table full syntax


The full syntax for the generic resources preferences table follows. The syntax for each operand is repeated in “Generic resources preferences table operand descriptions” on page 466.

VBUILD

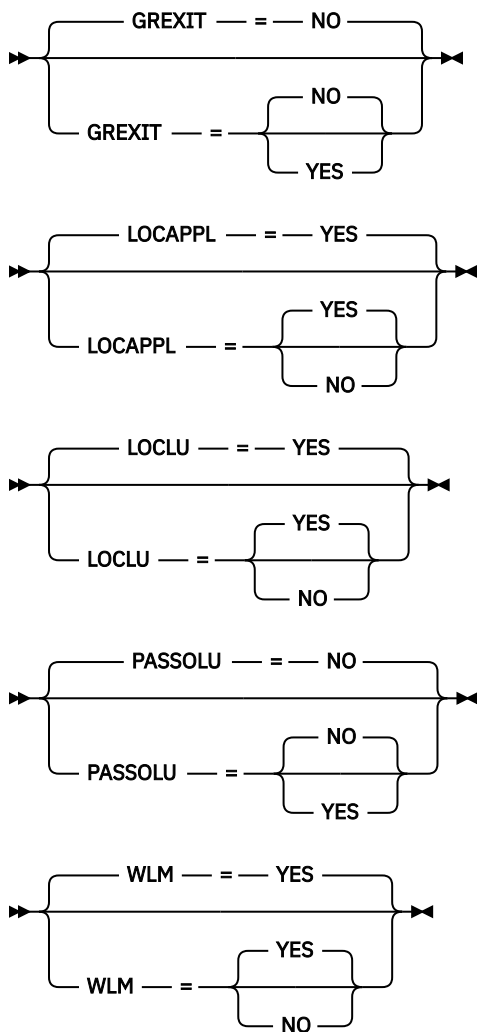


➤ VBUILD ➤

►► TYPE — = — GRPREFS ◄◄

GRPREF

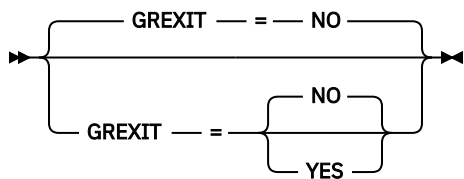
▶▶ GRPREF ◀◀



Generic resources preferences table operand descriptions

The following information describes the operands you can code for the generic resources preferences table.

GREXIT



statement:

GRPREF

dependencies:

none

Indicates whether the generic resource exit (ISTEXCGR) is called for generic resource resolution.

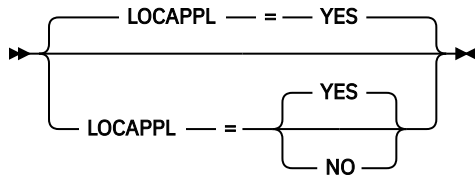
GREXIT=NO

Indicates that the generic resource exit (ISTEXCGR) is not called for generic resource resolution.

GREXIT=YES

Indicates that the generic resource exit (ISTEXCGR) is called for generic resource resolution.

LOCAPPL



statement:

GRPREF

dependencies:

none

Indicates whether generic resource resolution for a session initiated from an application on this host should prefer generic resource instances on this host.

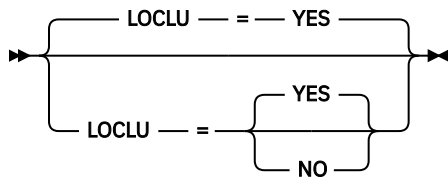
LOCAPPL=YES

Indicates that generic resource resolution for a session initiated from an application on this host prefers generic resource instances on this host. If no generic resource instances are available on this host, then all instances of the generic resource are eligible for resolution.

LOCAPPL=NO

Indicates that generic resource resolution for a session initiated from an application on this host does not prefer generic resource instances on this host. All instances of the generic resource are eligible for resolution.

LOCLU



statement:

GRPREF

dependencies:

none

Indicates whether generic resource resolution for a session initiated from a local LU that is part of a local SNA or local non-SNA major node on this host should prefer generic resource instances on this host.


LOCLU=YES

Indicates that generic resource resolution for a session initiated from a local LU that is part of a local SNA or local non-SNA major node on this host prefers generic resource instances on this host. If no generic resource instances are available on this host, then all instances of the generic resource are eligible for resolution.

LOCLU=NO

Indicates that generic resource resolution for a session initiated from a local LU that is part of a local SNA or local non-SNA major node on this host does not prefer generic resource instances on this host. All instances of the generic resource are eligible for resolution.

name



statement:

VBUILD, GRPREF

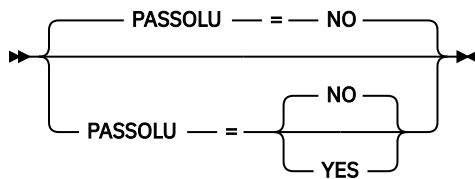
dependencies:

none

On the VBUILD definition statement, the name operand assigns a name to the generic resource preference table. On the GRPREF definition statement, the name operand assigns a name to the generic resource preferences. The GRPREF name must match the name of the generic resource; however, a GRPREF definition can be defined before the generic resource becomes active.

If a generic resource table is defined, then the first GRPREF definition that does not have a name is used to define the default generic resource preferences. It will be displayed with a name of ****NAMELESS****. If a generic resource preferences table is not defined or is defined without a nameless entry, then a default generic resource preference will be automatically activated. It will be displayed with a name of ****DEFAULT****. The default generic resource preferences are used for generic resource resolution of any generic resource name not found in the generic resource preference table.

PASSOLU



statement:

GRPREF

dependencies:

none

For third-party-initiated (CLSDST PASS) sessions, the PASSOLU operand indicates whether generic resource resolution should prefer generic resource instances located on the origin logical unit (OLU) host (the resource that has the session that is being passed).

PASSOLU=YES

For third-party-initiated (CLSDST PASS) sessions, indicates that generic resource resolution prefers generic resource instances located on the OLU host (the resource that has the session that is being passed). If no generic resource instances are available on the OLU host, then all instances of the generic resource are eligible for resolution.

PASSOLU=NO

For third-party-initiated (CLSDST PASS) sessions, indicates that generic resource resolution does not prefer generic resource instances located on the OLU host (the resource that has the session that is being passed). All instances of the generic resource are eligible for resolution.

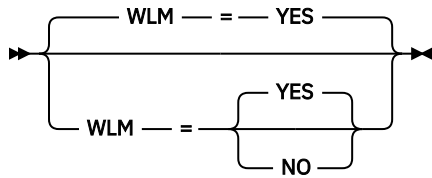
Tip: Both the LOCAPPL and LOCLU generic resource preferences could affect the PASSOLU preference. If either of the LOCAPPL or PASSOLU preferences are set to YES, then a CLSDST PASS session from a local application to a generic resource will prefer a generic resource on the local host. If either of the LOCLU or PASSOLU preferences are set to YES, then a CLSDST PASS session from a local LU to a generic resource will prefer a generic resource on the local host.

TYPE

➡ TYPE — = — GRPREFS ➡

Means that this VBUILD definition statement defines a generic resource preference table.

WLM



statement:

GRPREF

dependencies:

none

Indicates whether the MVS workload manager is called for generic resource resolution.

WLM=YES

Indicates that the MVS workload manager is called for generic resource resolution.

WLM=NO

Indicates that the MVS workload manager is not called for generic resource resolution.

Chapter 4. VTAM start options

This topic describes the VTAM start options and how to code them.

See [z/OS Communications Server: SNA Network Implementation Guide](#) for information on the following topics:

- Start option sources
- Creating start option and configuration lists
- Overriding start options
- Entering start options during the start procedure

Coding VTAM start options

Code start option lists as one or more 80-byte records in the following format:

position	position
1	72
[...]item[,item]...	. . . c

... Indicates blanks. One or more blanks can precede the first item.

item
Represents a start option in a start option list. Separate items with commas. Use no intervening blanks.

c
Reserved for the continuation indicator. The continuation indicator is optional, but is ignored. VTAM ignores positions 72–80.

The following information shows a sample start list, ATCSTRyy. The first line is a scale to show you column positions. Every tenth column position is indicated by a number.

```
|...+...1...+...2...+...3...+...4...+...5...+...6...+...7...
SSCPID=01,
SSCPNAME=SSCP1A
NETID=NETA,
DYNASSCP=YES
SSCPDYN=YES,
HOSTSA=1
```

One start list cannot reference another, and only an operator can enter LIST=yy on the start command to use this start list.

Depending on the number of items, two or more records might be required for the start option list. Observe the following rules if more than one record is required:

- You can code data through position 71, even if you are in the middle of an item. The remainder of the item can be continued in the next record.
- If you do not code data through position 71, end the data in one record with an item, and begin the next record with a new item.
- To create a comment line, enter an asterisk (*) in position 1 of any record.

Using MVS system symbols in VTAM start options

You can use the following MVS system symbols in the values you specify for VTAM start options:

&SYSCONE

Represents a 1- or 2-character shorthand notation for the name of the system

&SYSNAME

Represents a 1–8-character system name

&SYSPLEX

Represents a 1–8-character sysplex name

&installation-defined system symbol

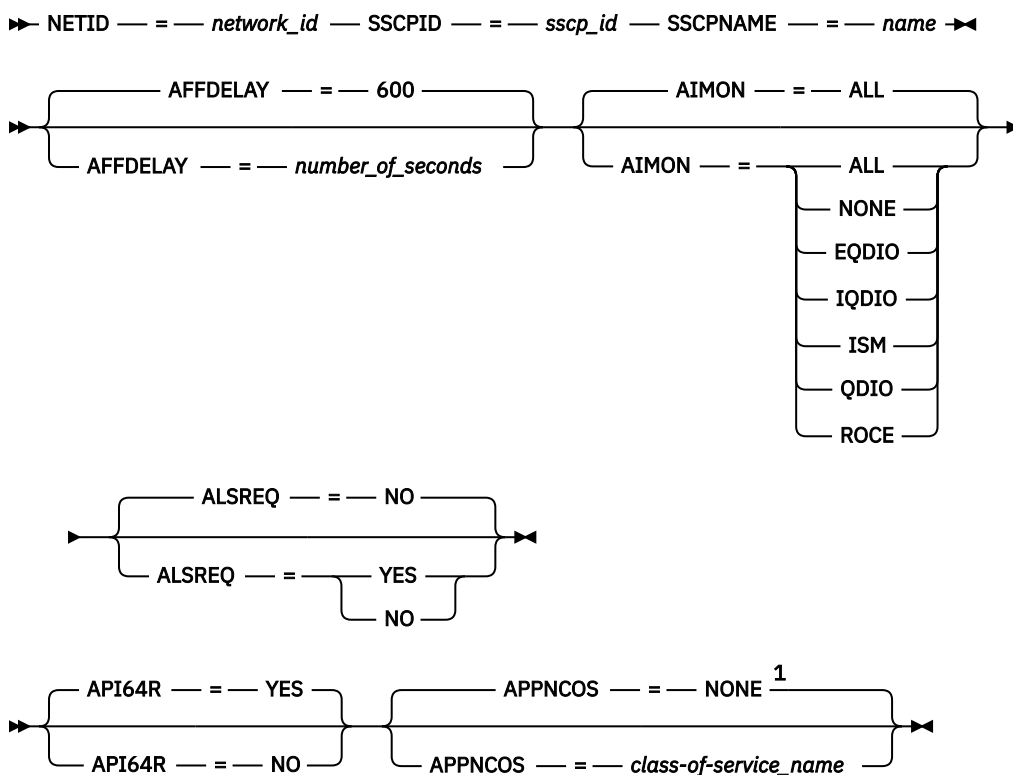
Any installation-defined system symbols

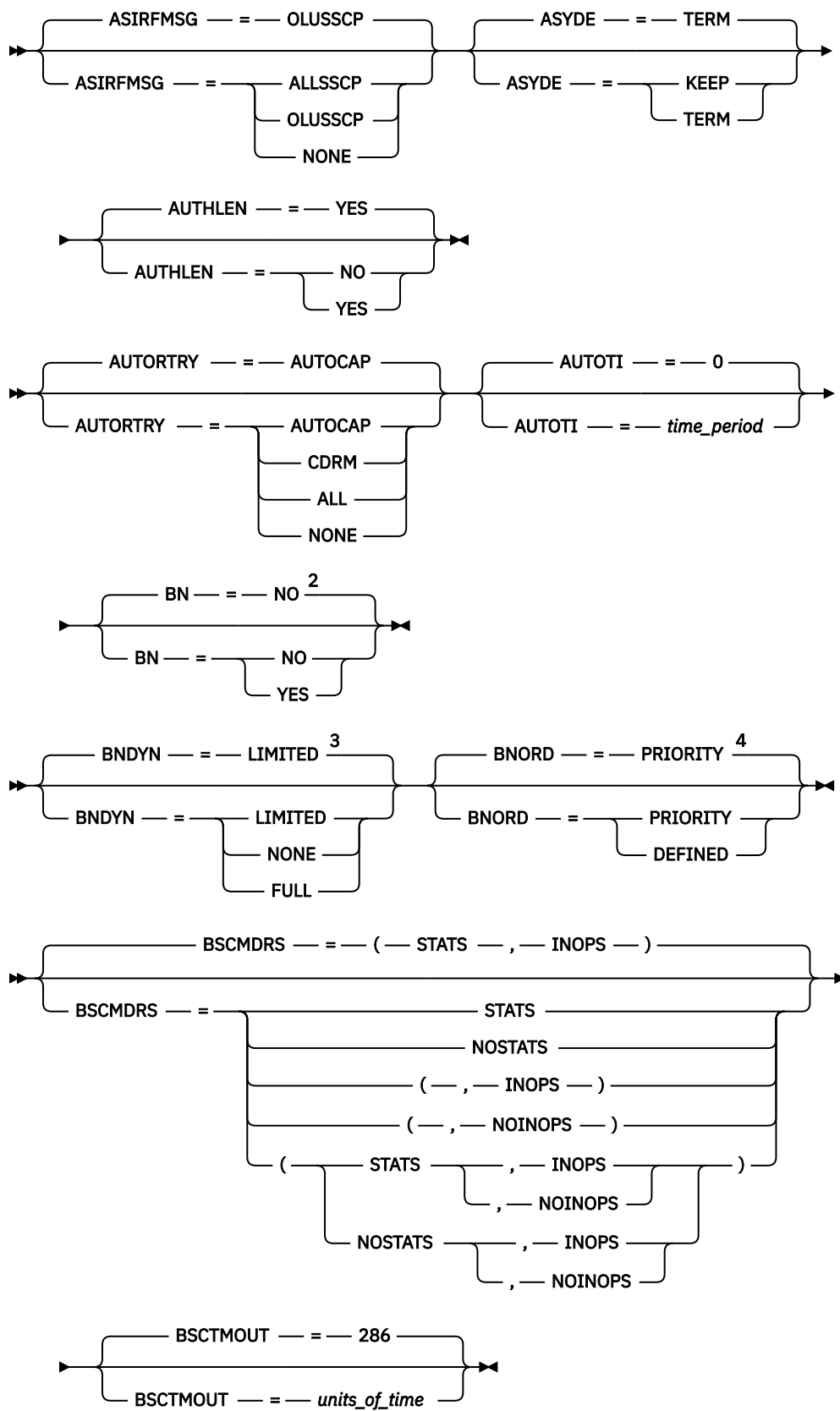
The substitution text for these system symbols is defined in MVS and is substituted by MVS in place of the symbols during VTAM startup. See *MVS Initialization and Tuning Reference* for information about how to define the symbols in MVS.

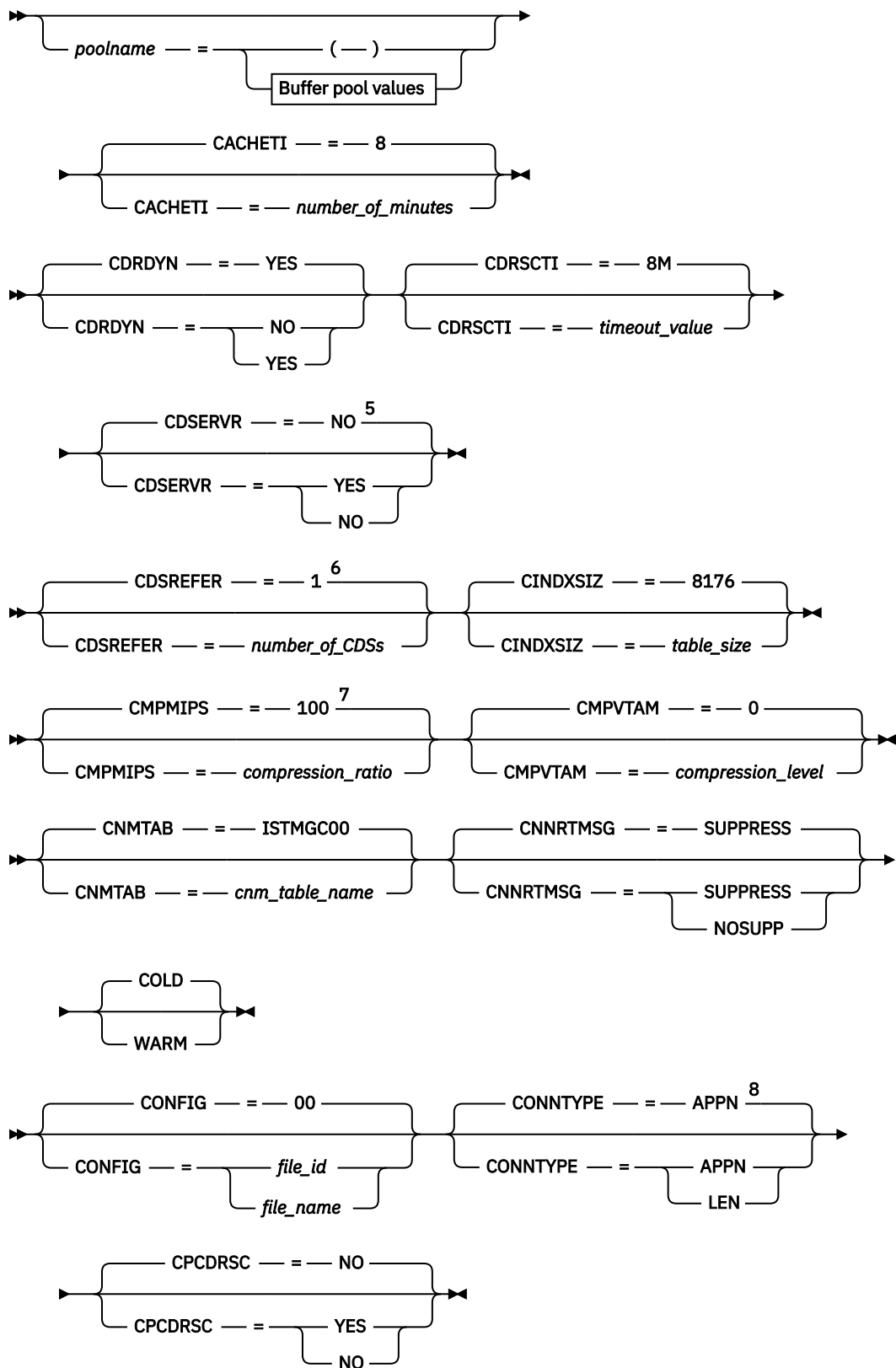
MVS system symbols can be used to allow a single start option list to be used to start multiple VTAMs in a multisystem environment. For information about how to use MVS system symbols in VTAMLST, see [z/OS Communications Server: SNA Network Implementation Guide](#).

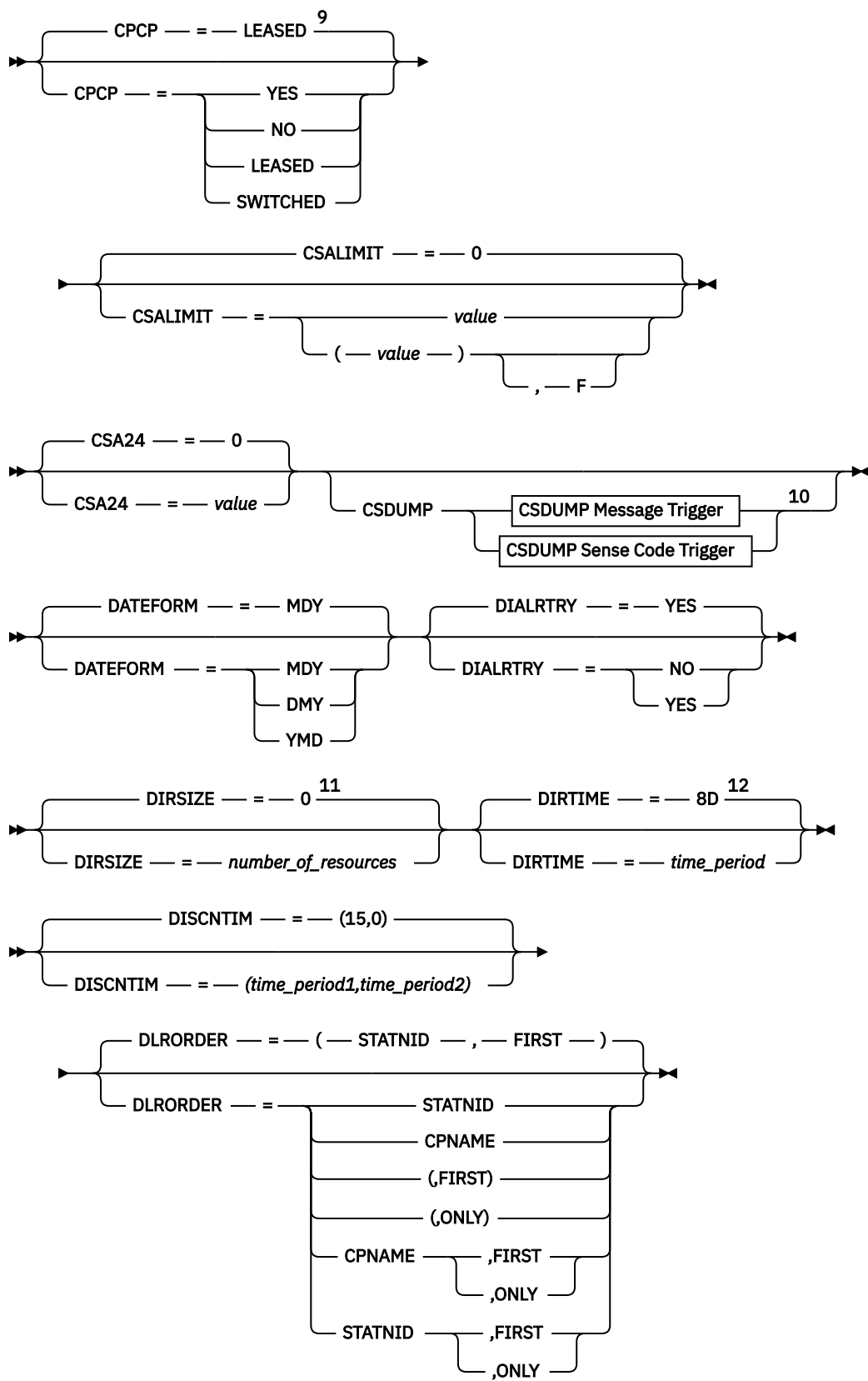
Start options syntax diagrams

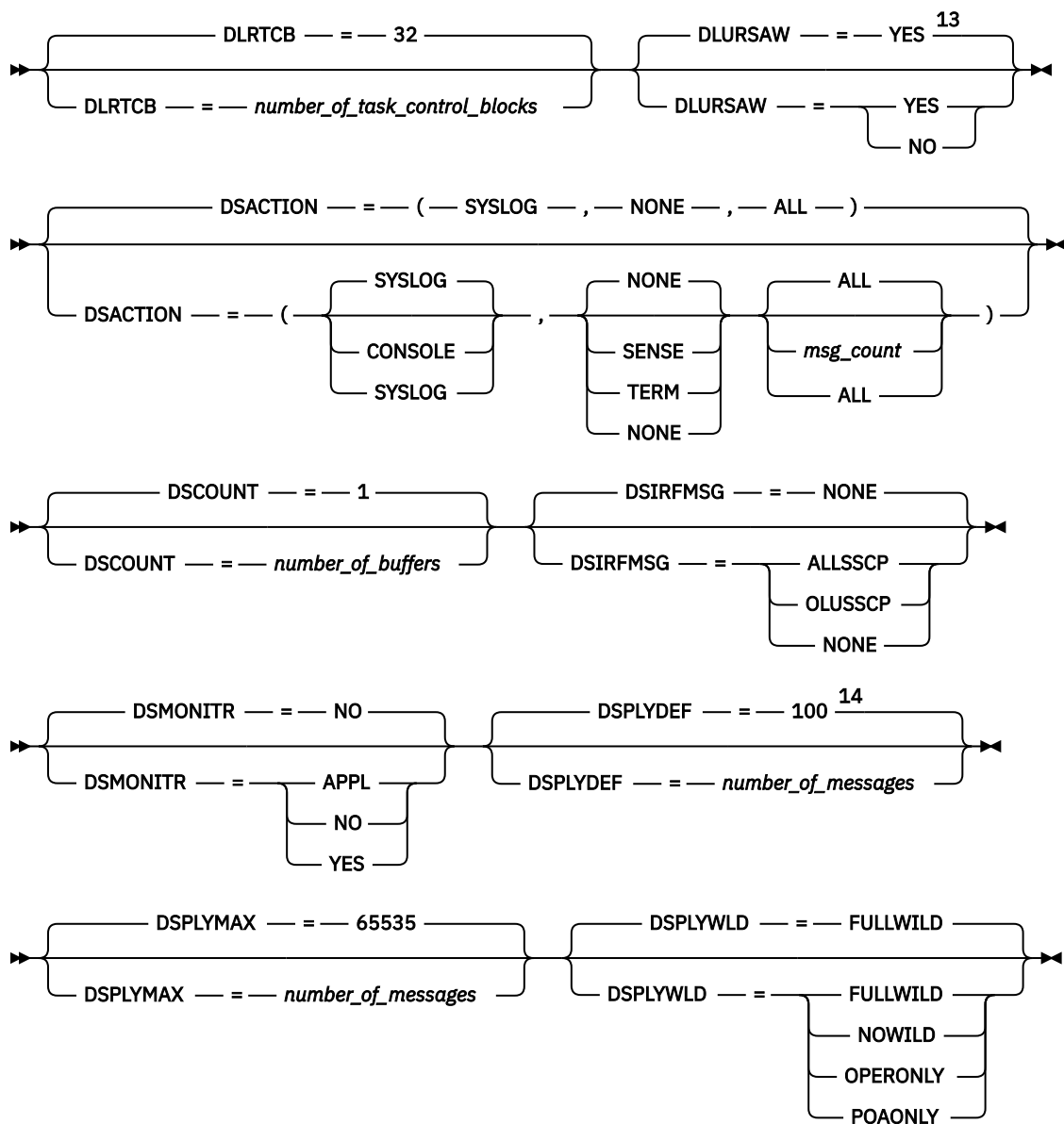
Options

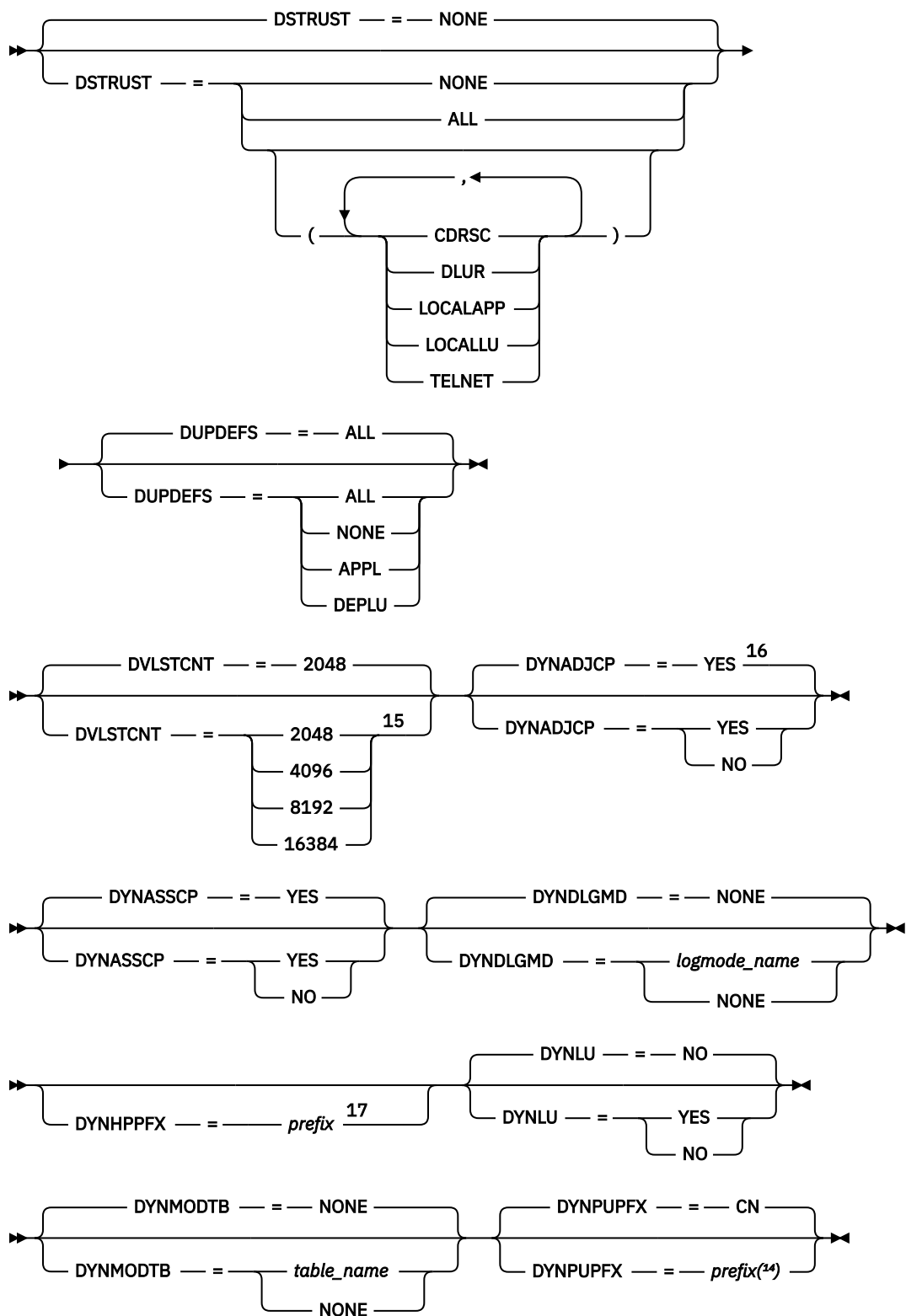


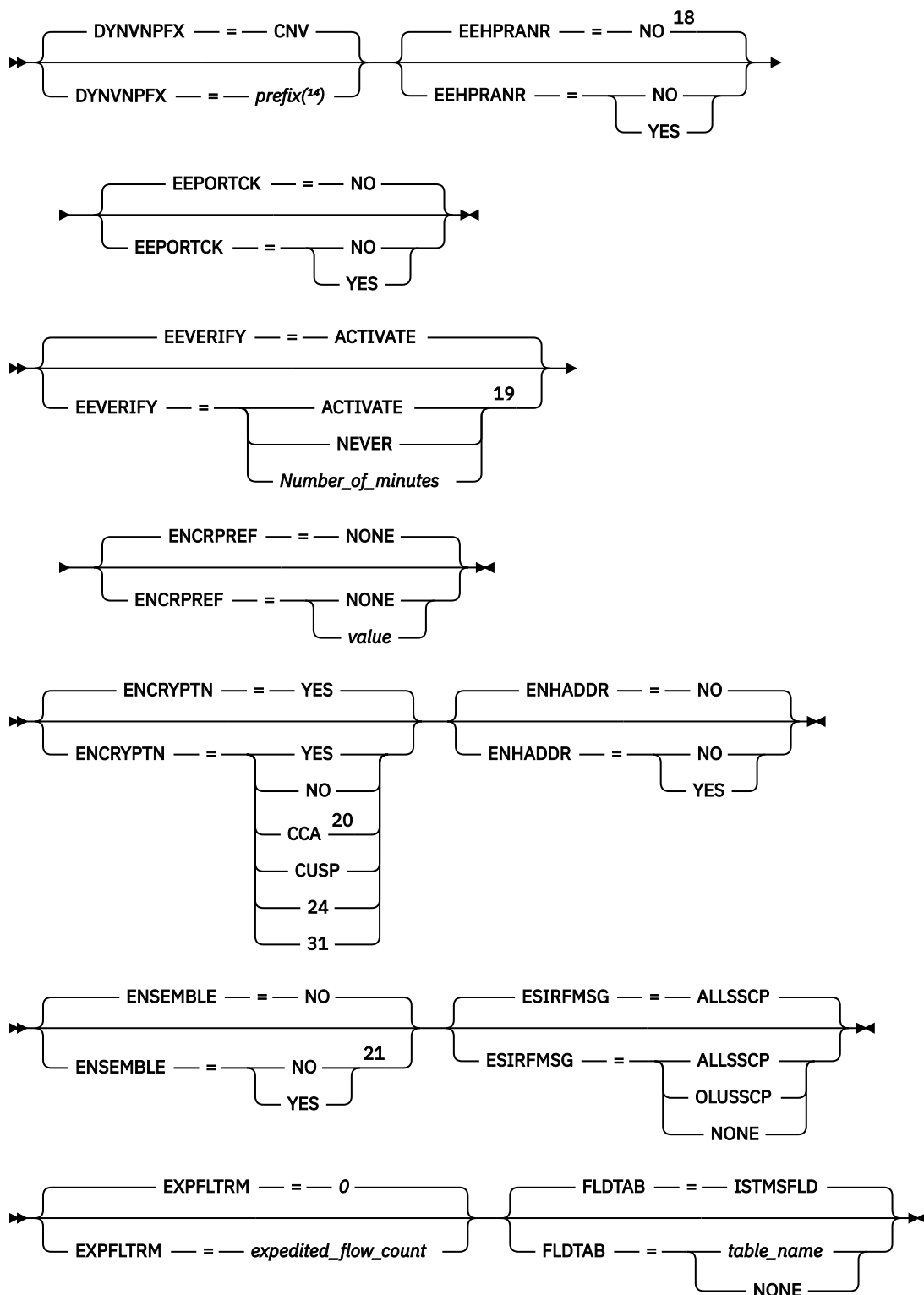


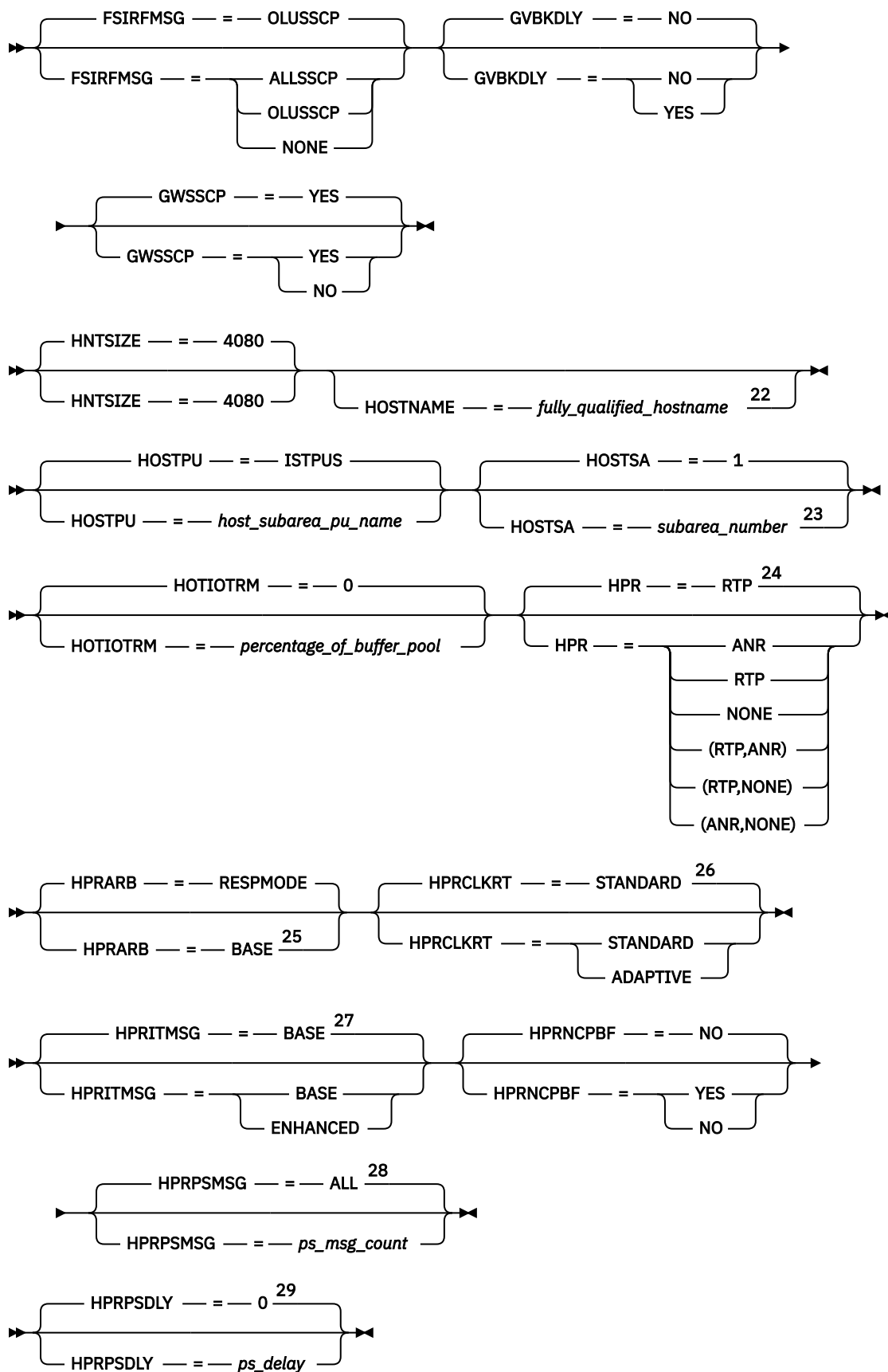


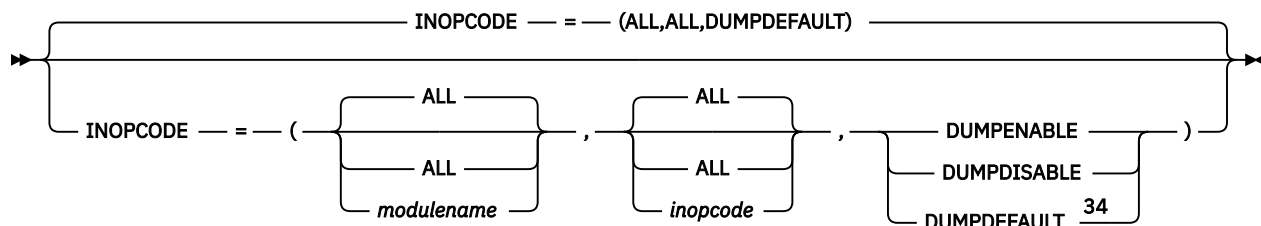
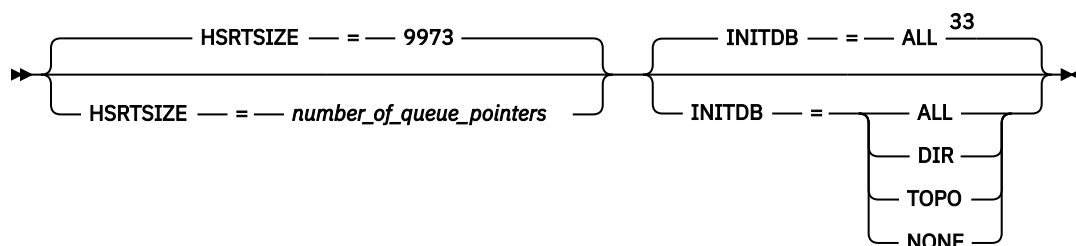
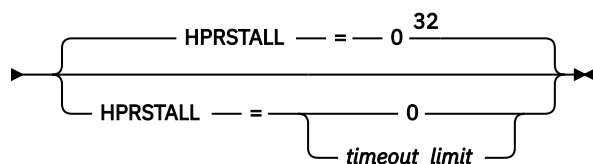
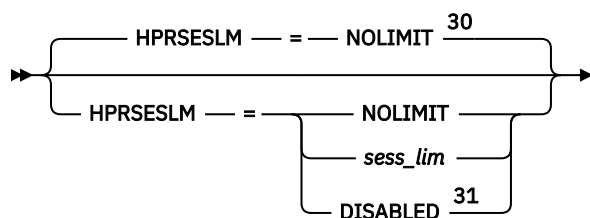
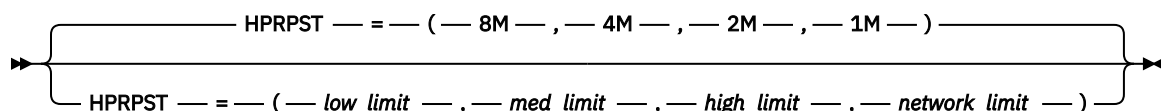


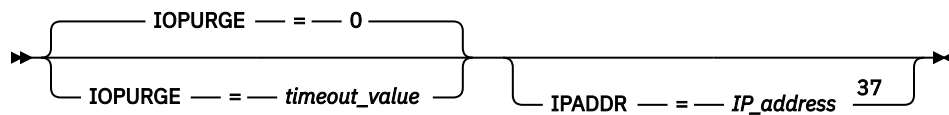
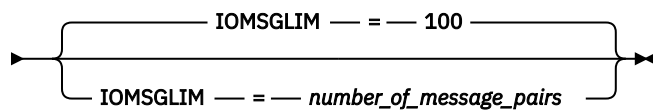
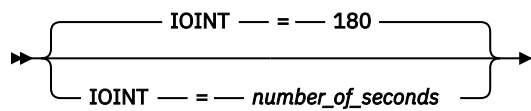
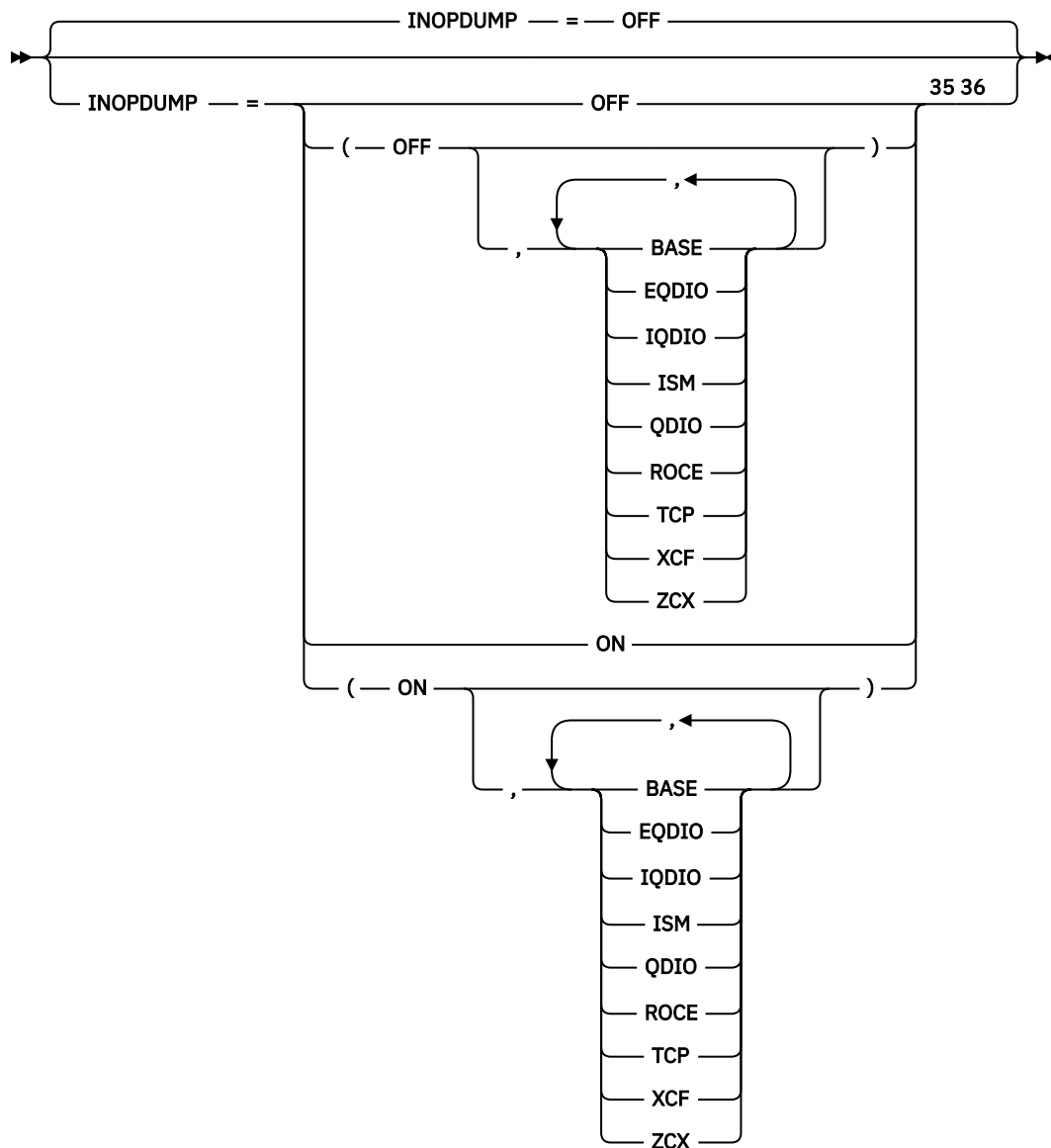


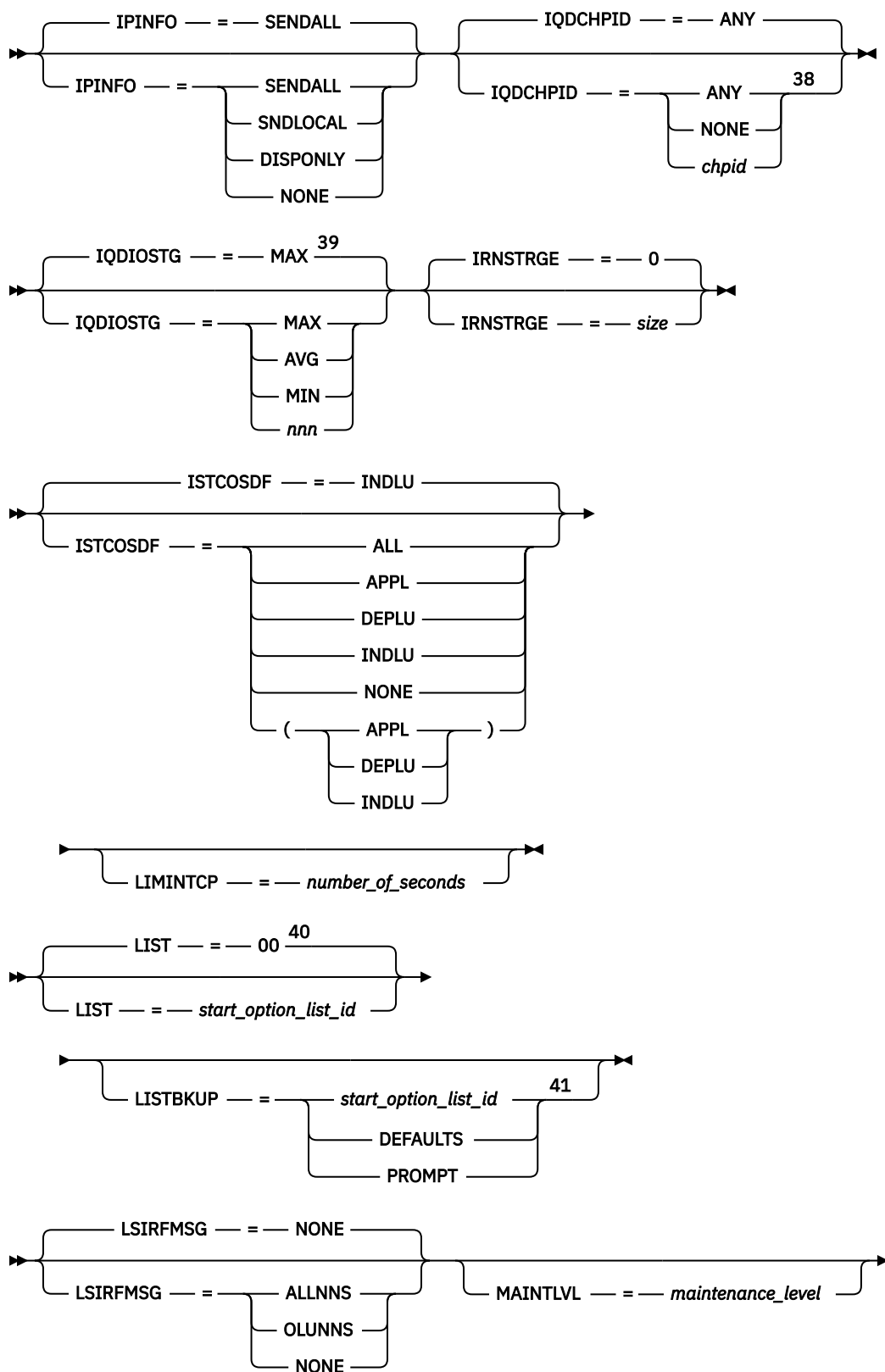


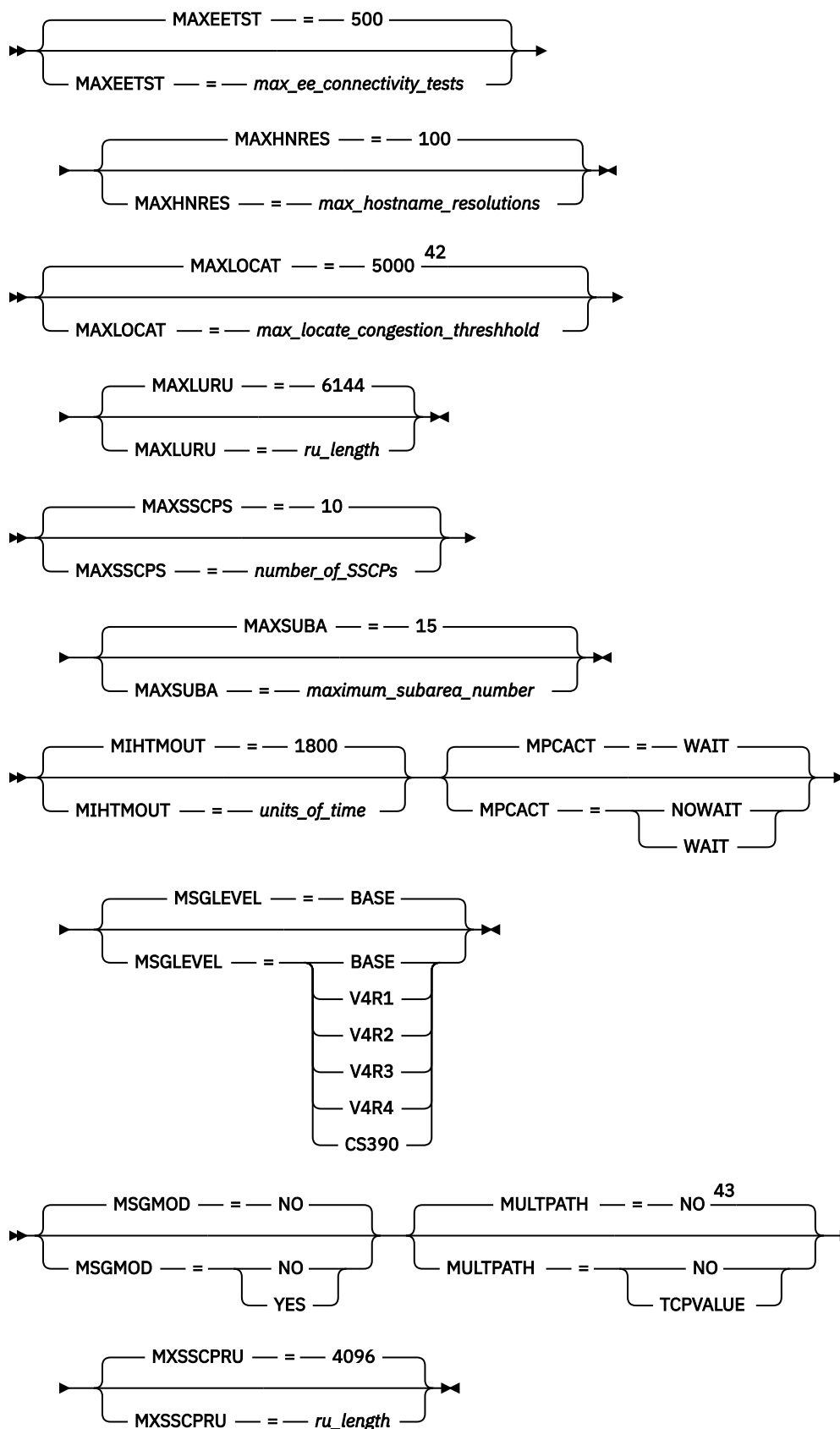












Notes:

¹ APPNCOS is meaningful only if the NODETYPE start option is also used.

² BN is meaningful only if the NODETYPE=NN start option is also used.

- ³ BNDYN is meaningful only if the BN=YES start option is also used.
- ⁴ BNORD is meaningful only if the BN=YES start option is also used.
- ⁵ CDSERVER is meaningful only if the NODETYPE=NN start option is also used.
- ⁶ CDSREFER is meaningful only if the NODETYPE=NN and CDSERVER=NO start options are also used.
- ⁷ The CMPMIPS start option is meaningful only if the value for CMPVTAM is greater than 1.
- ⁸ CONNTYPE is meaningful only if the NODETYPE start option is also used.
- ⁹ CPCP is meaningful only if the NODETYPE start option is also used.
- ¹⁰ Specify the CSDUMP start option twice to set both message and sense code triggers.
- ¹¹ DIRSIZE is meaningful only if the NODETYPE=NN start option is also used.
- ¹² DIRTIME is meaningful only if the NODETYPE=NN start option is also used.
- ¹³ DLURSAW is meaningful only if the NODETYPE=NN start option is also used.
- ¹⁴ If the DSPLYMAX start option value is less than 100, that value is the default for DSPLYDEF.
- ¹⁵ Use the CFSIZER tool to determine the appropriate number of lists for your EZBDVIPA structure, as well as, the suggested INITSIZE and SIZE values for the structure. Before you modify the DVLSTCNT option to increase the number of lists requested for the EZBDVIPA structure, update your CFRM policy with the recommended INITSIZE and SIZE values. Increasing the number of lists requires more storage for the EZBDVIPA structure. Make sure the same DVLSTCNT value is configured in all VTAMs in the sysplex. To enable the modified DVLSTCNT value, issue the following SETXCF MVS command to rebuild the EZBDVIPA structure: **SETXCF START,REBUILD,STRNAME=EZBDVIPA**. See [SETXCF command in z/OS MVS System Commands](#) for more information.
- ¹⁶ DYNADJCP is meaningful only if the NODETYPE start option is also used.
- ¹⁷ Two character prefix.
- ¹⁸ EEHPRANR is meaningful only when the NODETYPE=NN start option is also used.
- ¹⁹ The EEVERIFY start option is meaningful only if VTAM provides RTP-level HPR support. The NODETYPE start option must be coded and the RTP value must be specified on the HPR start option.
- ²⁰ ENCRYPTN=CCA needs to be coded when Triple Des Encryption is desired.
- ²¹ The ENSEMBLE setting is used to either permit or deny connectivity to the intraensemble data network (IEDN) and the intranode management network (INMN) by allowing or denying activation of OSX and OSM interfaces.
- ²² HOSTNAME is meaningful only if the NODETYPE start option is also used.
- ²³ HOSTSA specifies the subarea number of this VTAM. If HOSTSA is not coded, then a default subarea number of 1 is used.
- ²⁴ HPR is meaningful only if NODETYPE is also used.
- ²⁵ This start option was provided by APAR OW36113 for use in migration to VTAM V4R5. Do not use this option unless you use the default value of RESPMODE.
- ²⁶ HPRCLKRT=ADAPTIVE is meaningful only for Enterprise Extender configurations that have a defined capacity of 1 Gb or higher access speeds.
- ²⁷ This option is meaningful only if VTAM provides RTP-level HPR support.
- ²⁸ This option is meaningful only if VTAM provides RTP-level HPR support.
- ²⁹ This option is meaningful only if VTAM provides RTP-level HPR support.
- ³⁰ This option is meaningful only if VTAM provides RTP-level HPR support.
- ³¹ HPRSESLM=DISABLED is meaningful only on interchange nodes.
- ³² This option is meaningful only if VTAM provides RTP-level HPR support.
- ³³ INITDB is meaningful only if the NODETYPE=NN start option is also used.
- ³⁴ INOPCODE has no effect unless INOPDUMP is active for the resource when an inoperative condition is detected.
- ³⁵ INOPDUMP status is propagated to resources that are defined within a transport resource list entry when the entry is activated.
- ³⁶ The INOPCODE start option provides more granular control of the INOPDUMP function. Refer to the INOPCODE in this section and the [DISPLAY INOPCODE command in z/OS Communications Server: SNA Operation](#) for additional details.
- ³⁷ IPADDR is meaningful only if the NODETYPE start option is also used.

³⁸ The IQDCHPID option controls which IQD CHPID (and related subchannel devices) VTAM selects to dynamically build the iQDIO (IUTIQDIO) MPC group. The IUTIQDIO MPC group is used for TCP/IP dynamic XCF communications within this System z® system. Although this option can be modified (and the modification will immediately be displayed) while the IUTIQDIO MPC group is currently active, any modifications will have the effects: 1) Modified from ANY (or CHPID) to NONE has no effect on current usage but blocks subsequent activations; 2) Modified from NONE to ANY (or CHPID) has no effect on current usage but allows subsequent activations; 3) Modified from CHPID_X to CHPID_Y has no effect on current usage. VTAM only uses the CHPID value when building the IUTIQDIO MPC group. To change CHPIDs for an active MPC group, the steps must be done: 1) All TCP/IP iQDIO (HiperSockets) devices must be stopped; 2) Make any necessary HCD/IOCDs changes; 3) Verify that new subchannel devices are varied online; 4) Verify that the MPC group has deactivated (with no usage, it times out after approximately two minutes); 5) Modify IQDCHPID=*chpid* (to new CHPID); 6) Restart the TCP/IP iQDIO device or devices. In order to use iQDIO communications, the processor must have the necessary hardware support. If the processor does not support iQDIO communications, then modifications to this start option will not be accepted and the IQDCHPID option will not be displayed (displayed as ***NA***).

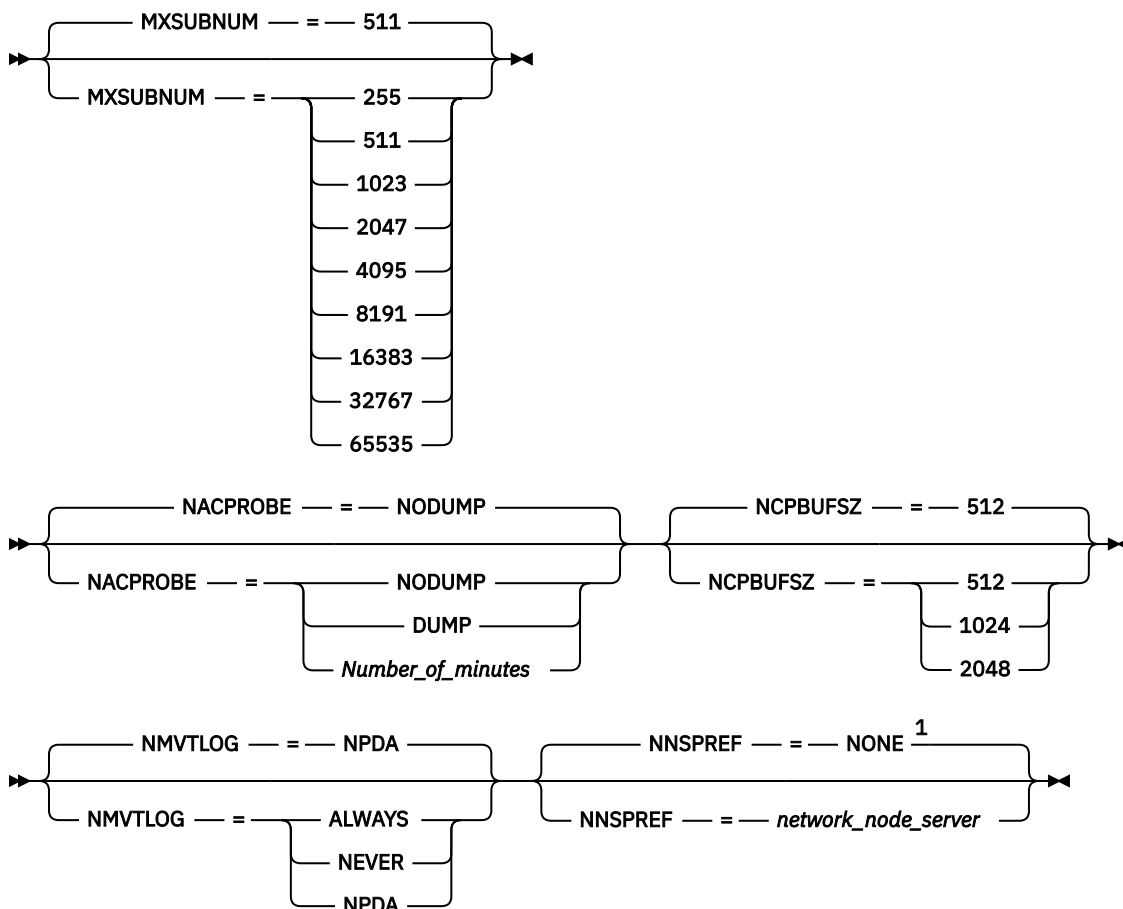
³⁹ This option only affects iQDIO devices that use a MFS of 64k. The smaller frame sizes will always use 126 SBALs.

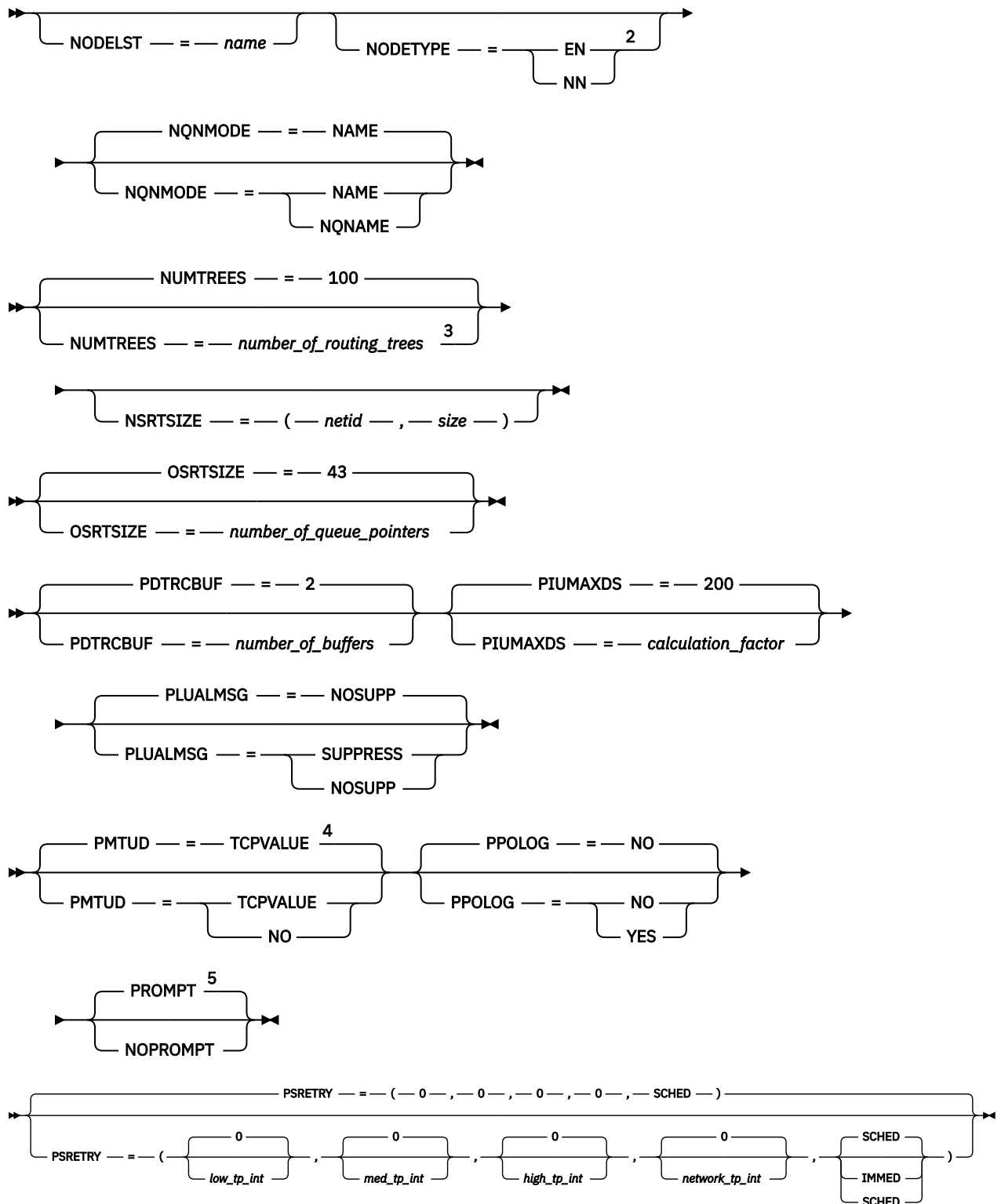
⁴⁰ LIST can be entered by a VTAM operator only. If LIST is coded in an ATCSTRxx file, it is considered to be an error and is ignored.

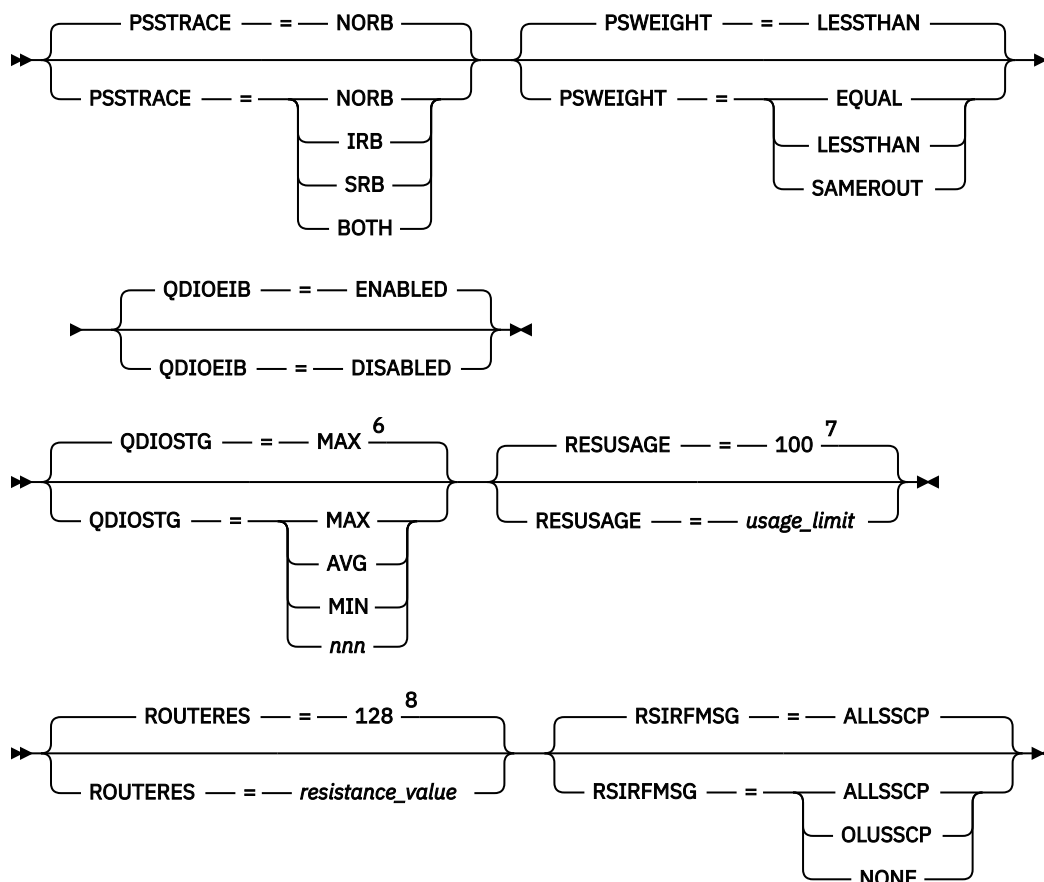
⁴¹ LISTBKUP can be coded in a start option file only. If you enter it on the START command or at an operator prompt, VTAM will ignore it.

⁴² MAXLOCAT is meaningful only if NODETYPE is specified.

⁴³ MULTPATH is meaningful only if the NODETYPE start option is also specified.







Notes:

¹ NNSPREF can be specified only if NODETYPE=EN is specified during VTAM START processing.

² NODETYPE enables APPN function. The combination of HOSTSA, NODETYPE, and SACONNS determines the configuration (subarea node, interchange node, migration data host, network node, or end node).

³ NUMTREES is meaningful only if the NODETYPE=NN start option is also used.

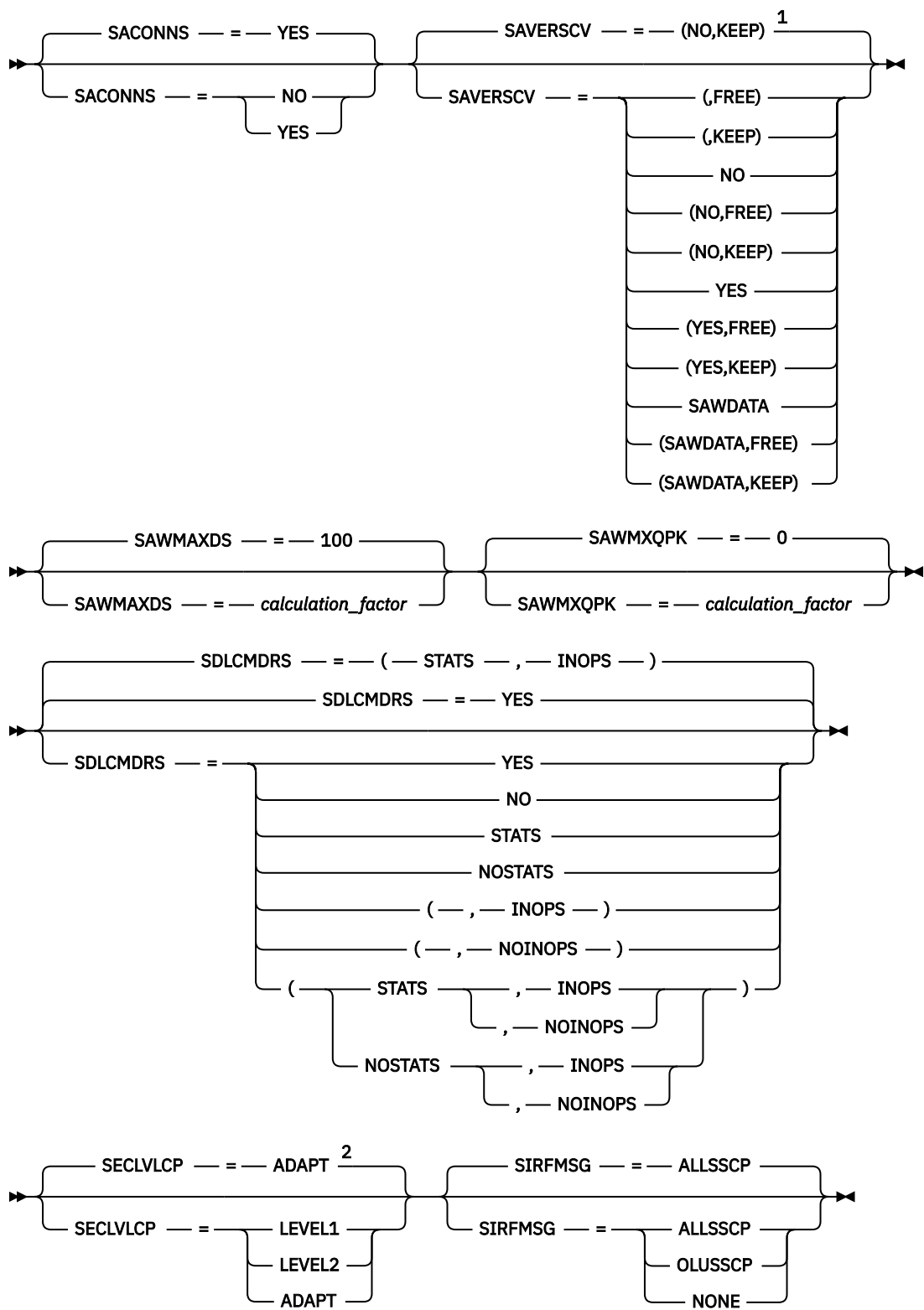
⁴ PMTUD is meaningful only if the NODETYPE start option is also used.

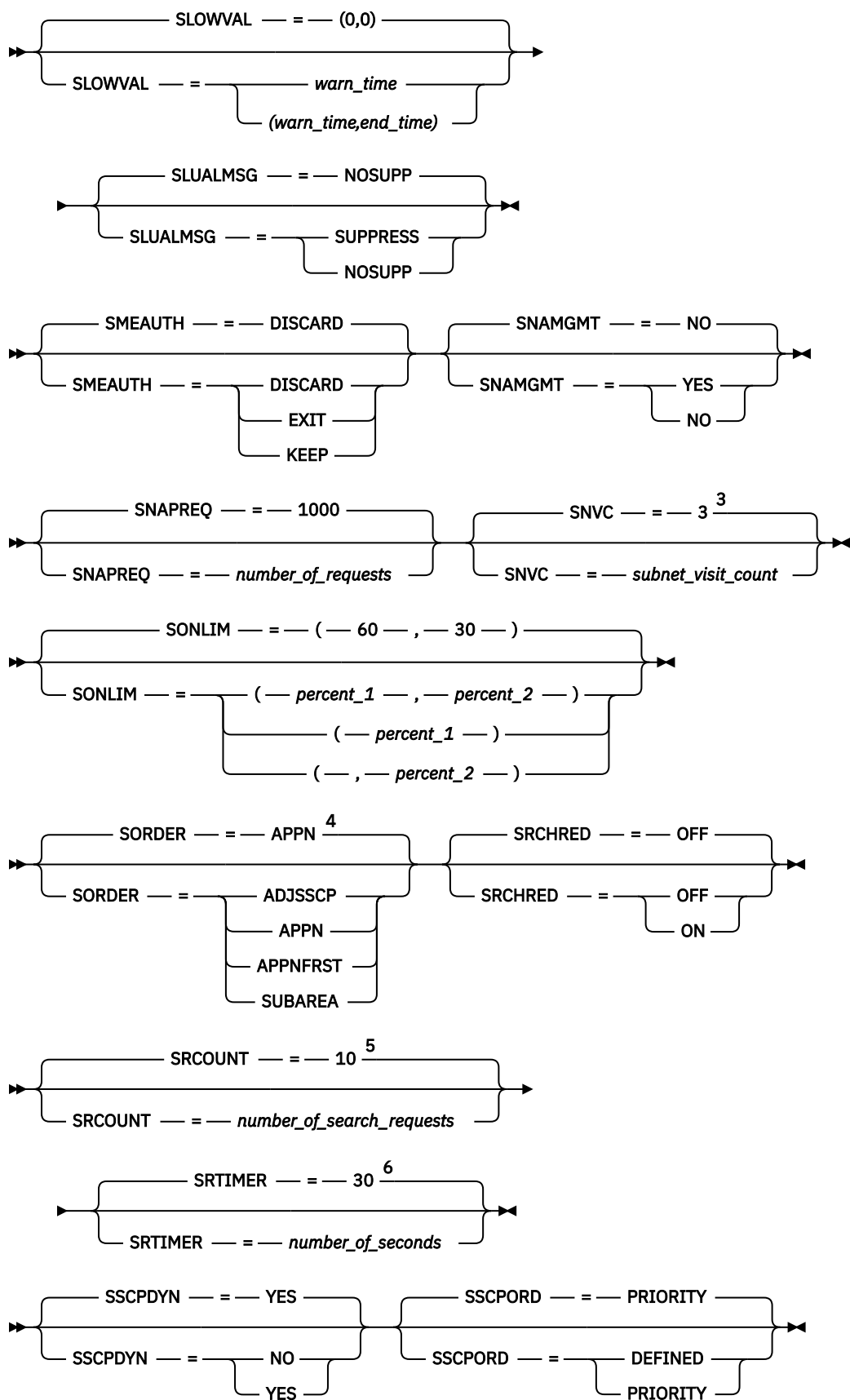
⁵ A VTAM operator cannot enter the PROMPT or NOPROMPT start option; it can be coded only in ATCSTR00. The value coded in ATCSTR00 is ignored if start options are entered on the START command or if VTAM finds an error in a start list. Upon finding an error in a start list, VTAM prompts the operator so that the operator can specify the option correctly.

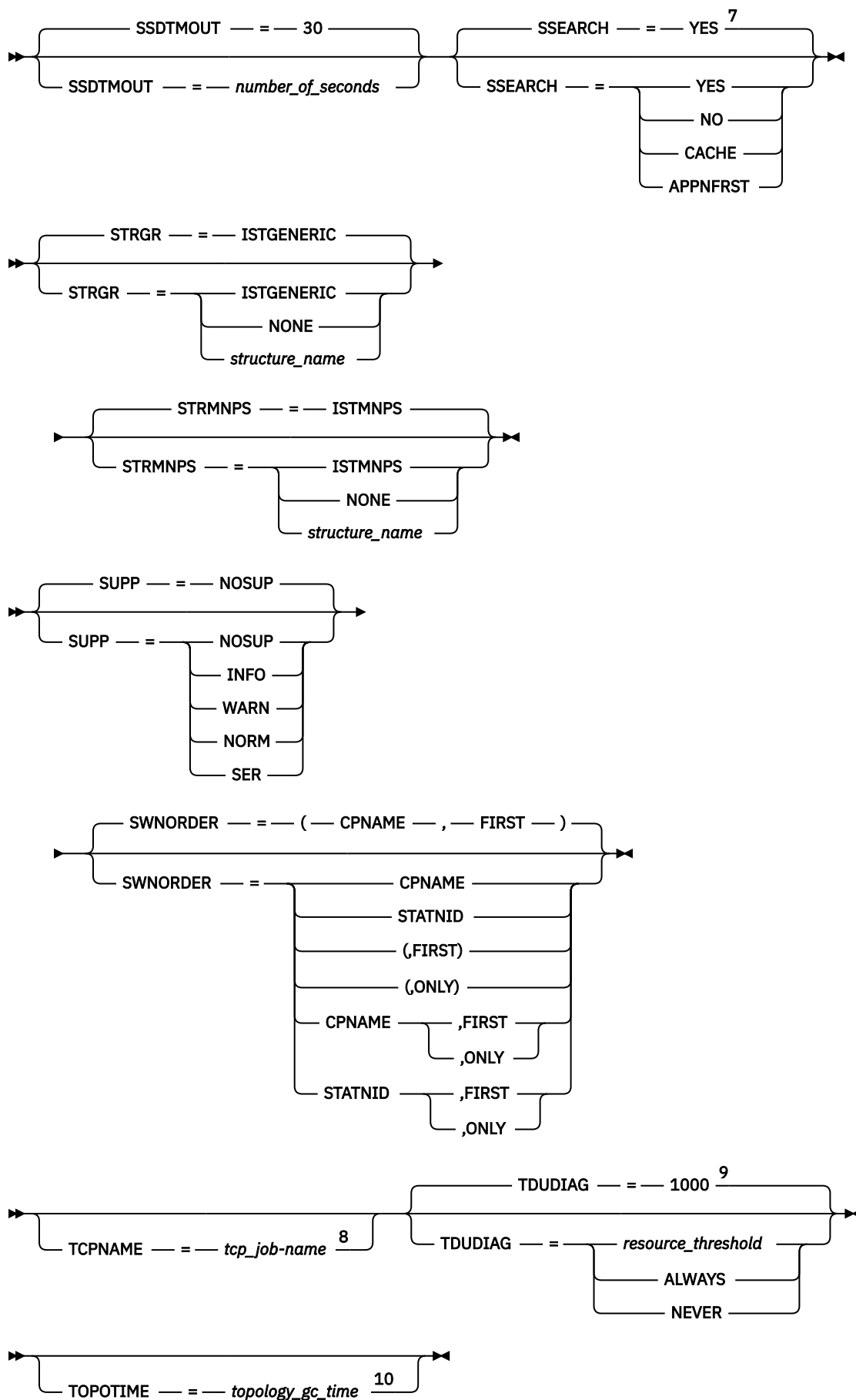
⁶ QDIOSTG defaults to MAX for 64-bit (z/Architecture®) machines and MIN for non 64-bit machines.

⁷ RESUSAGE is meaningful only if the NODETYPE=NN start option is also used.

⁸ ROUTERES is meaningful only if the NODETYPE=NN start option is also used.

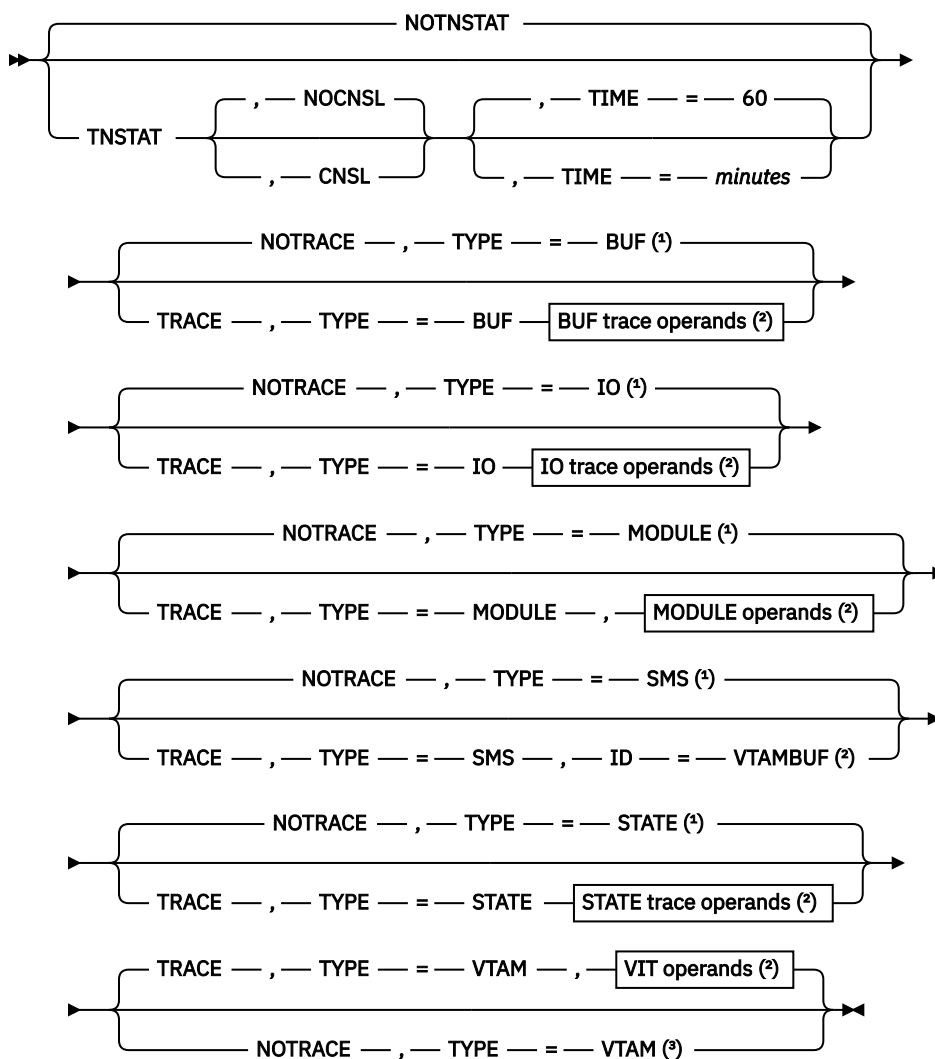




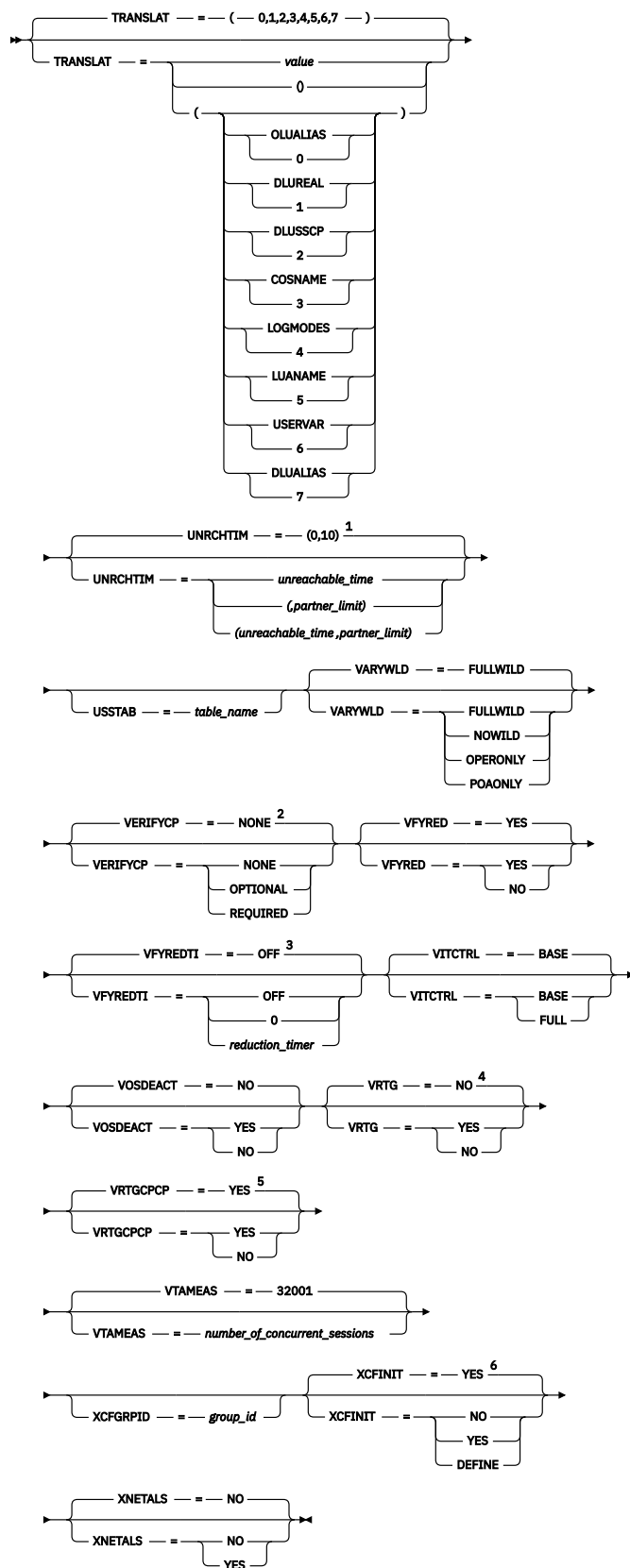


Notes:

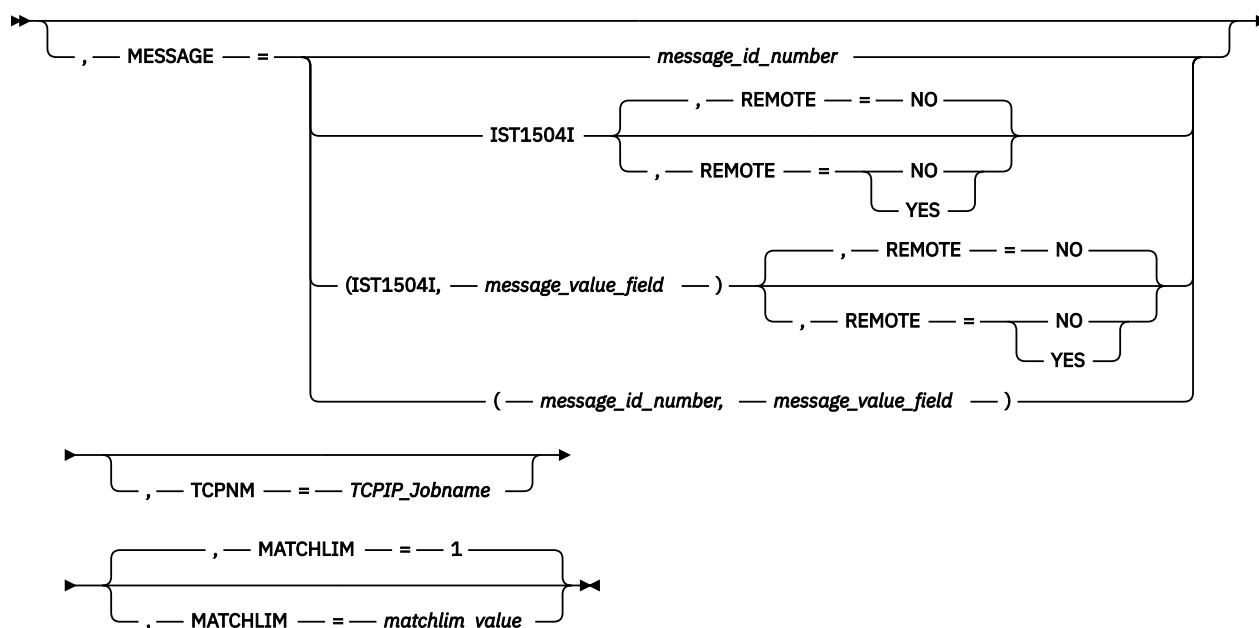
- ¹ SAVERSCV is meaningful only if NODETYPE is also used.
- ² The SECLVLCP start option is meaningful only if the NODETYPE and VERIFYCP start options are also used.
- ³ SNVC is meaningful only if the BN=YES start option is also used.
- ⁴ SORDER is meaningful only in an interchange node or a migration data host.
- ⁵ SRCOUNT is meaningful only if the SRCHRED=ON start option is also used.
- ⁶ SRTIMER is meaningful only if the SRCHRED=ON start option is also used.
- ⁷ SSEARCH is meaningful only if the NODETYPE=NN start option is also used.
- ⁸ TCPNAME is meaningful only if the NODETYPE start option is also used.
- ⁹ TDUDIAG is meaningful only if the NODETYPE=NN start option is also being used.
- ¹⁰ TOPOTIME is meaningful only if the NODETYPE start option is also used.



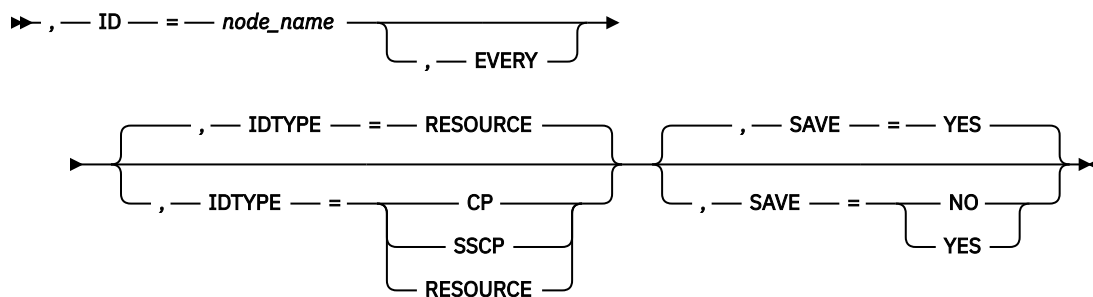
Notes:



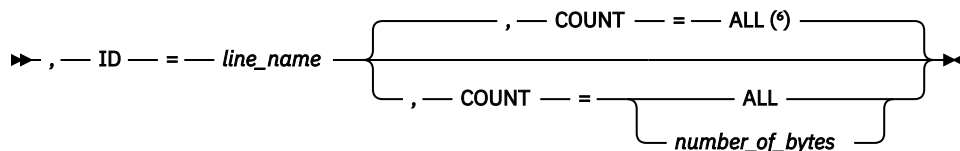
Buffer pool values



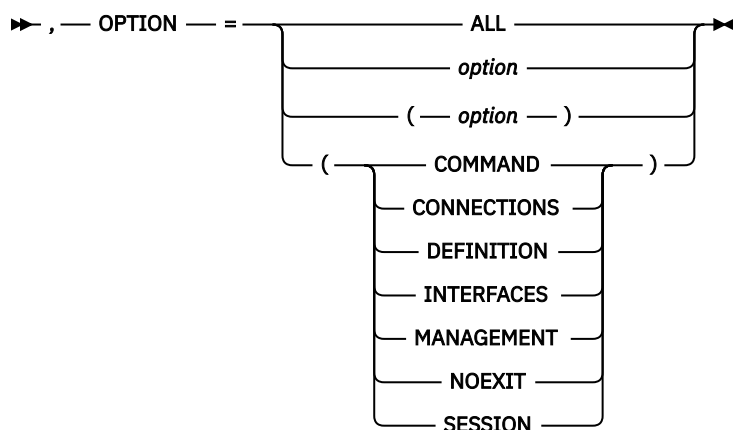
IO trace operands



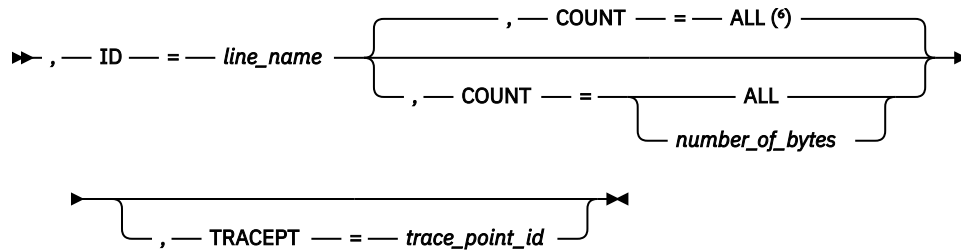
LINE trace operands



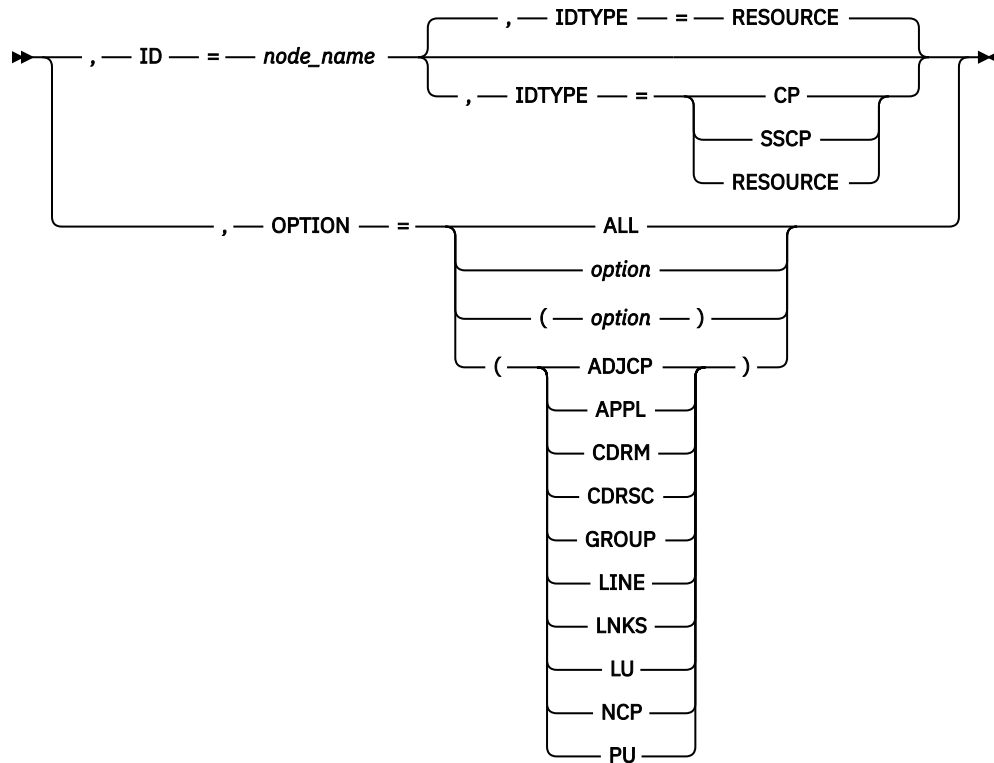
MODULE operands



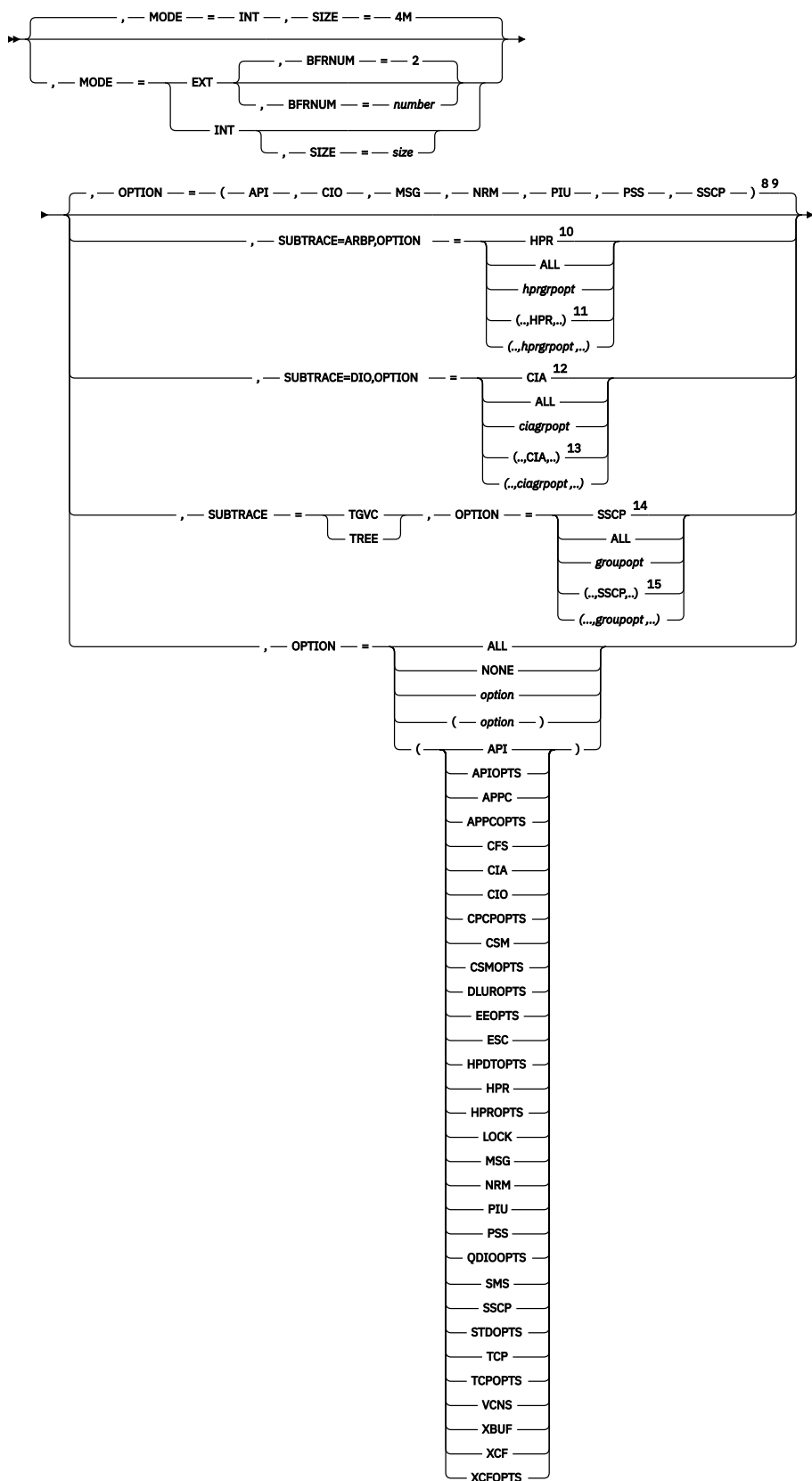
SIT trace operands



STATE trace operands



VIT operands



Notes:

- ¹ UNRCHTIM is meaningful only if the NODETYPE start option is also used.
- ² The VERIFYCP start option is meaningful only if the NODETYPE start option is also used.
- ³ VFYREDTI is meaningful only if the NODETYPE=NN start option is also used.

- ⁴ VRTG is meaningful only if the NODETYPE and HOSTSA start options are also used.
- ⁵ VRTGCPCP is meaningful only if the NODETYPE and HOSTSA start options are also used.
- ⁶ XCFINIT=YES is the default if VTAM is started as an APPN node (that is, the NODETYPE start option has been specified). XCFINIT=YES is not allowed for pure subarea nodes. XCFINIT=DEFINE is the default if VTAM is started as a pure subarea node (the NODETYPE start option has not been specified).
- ⁷ The IOBUF pool (IO00, IO) is the only buffer pool where all seven values can be specified. For all other buffer pools, the *xpanlim* field is not supported. If you specify the *xpanlim* field for any buffer pool other than the IOBUF pool (IO00, IO), even if the field is null, you get an IST1072I message.
- ⁸ The default options apply only to MODE=INT.
- ⁹ PSS is a default VIT option, but PSS can be turned off.
- ¹⁰ When SUBTRACE=ARBP is specified, if a single OPTION value is coded, it must be HPR, ALL, or one of the group options (*hprgrpopt*) that include HPR as an individual option equivalent. The applicable group options are DLUROPTS, EEOPPTS, HPDTPPTS, HPROPTS, QDIOOPTS, and XCFOPTS.
- ¹¹ If multiple trace options are coded in parentheses, either HPR or one of the group options (*hprgrpopt*) that include HPR as an individual option equivalent must be coded inside the parentheses when SUBTRACE=ARBP is coded.
- ¹² When you specify SUBTRACE=DIO and you code a single OPTION value, the OPTION value must be CIA, ALL, or one of the group options (*ciagrpopt*) that include CIA as an individual option equivalent. The applicable group options are EEOPPTS, HPDTPPTS, HPROPTS, QDIOOPTS, TCPOPTS and XCFOPTS.
- ¹³ When SUBTRACE=DIO is coded and you code multiple trace options in parentheses, you must code either CIA or one of the group options (*ciagrpopt*) that include CIA as an individual option equivalent inside the parentheses.
- ¹⁴ When SUBTRACE=TGVC or SUBTRACE=TREE is coded, if a single OPTION value is coded, it must be SSCP, ALL, or one of the group options (*groupopt*), all of which include SSCP as an individual option equivalent. The group options are APIOPTS, APPCOPTS, CPCPOPTS, CSMOPTS, DLUROPTS, EEOPPTS, HPDTPPTS, HPROPTS, QDIOOPTS, STDOPPTS, TCPOPTS, and XCFOPTS.
- ¹⁵ If multiple trace options are coded in parentheses, either SSCP or one of the group options (*groupopt*) must be coded inside the parentheses when SUBTRACE=TGVC or SUBTRACE=TREE is coded.

Summary of start options

The tables in this information show the start options organized by function. Each table includes a brief description of the start option.

The tables show the start options that define or affect:

- SSCP or CP characteristics (Table 40 on page 498)
- VTAM initialization (Table 41 on page 499)
- Storage (Table 42 on page 499)
- Session control (Table 43 on page 500)
- Connectivity (Table 44 on page 501)
- Session security (Table 45 on page 503)
- Messages (Table 46 on page 504)
- Recording and statistics (Table 47 on page 505)
- Traces and dumps (Table 48 on page 505)
- Buffer pools (Table 49 on page 506)
- Performance and tuning (Table 50 on page 507)
- APPN characteristics (Table 51 on page 509)
- Functions from zappable constants (Table 52 on page 512)
- HPR and Enterprise Extender (Table 53 on page 514)
- Network management (Table 54 on page 515)

- Coupling facility and SYSPLEX (Table 55 on page 516)

See “[Descriptions of start options](#)” on page 516 for more detailed descriptions of the start options.

SSCP or CP characteristics start options

<i>Table 40. Start options that define SSCP or CP characteristics. These start options can be displayed as a group with the DISPLAY VTAMOPTS,FUNCTION=SSPCP command.</i>	
Start option	Description
BN	Whether this node is to provide extended border node function
CDSERVER	Whether this node is a central directory server
DATEFORM	The format that VTAM uses for dates
ENHADDR	Whether high-order element addressing for PLUs can be used.
GWSSCP	Whether VTAM is a gateway SSCP
HOSTPU	The name of the host subarea PU
HOSTSA	The host subarea number
LIMINTCP	The interval to retain a free SNASVCMG session on limited resources for network management flows
MAINTLVL	The maintenance level of the host as defined by the user
MAXSSCPs	The maximum number of SSCPs that are searched on a specific path for the destination SSCP before alternate paths are tried
MAXSUBA	The highest subarea number that can be assigned to any node in this network
MXSUBNUM	The maximum subarea number supported by a network to which a VTAM host is interconnected
NETID	The name of the network containing the host
NNSPREF	Specifies the name of the preferred network node server for this end node
NODETYPE	The APPN node type (network node or end node)
NQNMODE	Whether VTAM defines cross-network resources by their non-network-qualified names in addition to their network-qualified names
SSCPID	The SSCP identifier used when a PU or external CDRM establishes contact with VTAM
SSCPNAME	The name of the VTAM SSCP or CP
STRGR	The name of the generic resources structure
STRMNPS	The name of the structure for multinode persistent sessions
TRANSLAT	Which names are to be translated by alias name translation
USSTAB	The name of the USS table for operator commands and messages

VTAM initialization start options

Table 41. Start options that affect VTAM initialization. These start options (excluding LISTBKUP, NOPROMPT, and PROMPT) can be displayed as a group with the DISPLAY VTAMOPTS,FUNCTION=VTAMINIT command.

Start option	Description
COLD	On starting VTAM, restore major nodes to their initial status as defined by the user
CONFIG	The list of major nodes to activate when VTAM is started
INITDB	Whether to load the APPN directory database, topology database, neither, or both when VTAM is started
LIST	The ID of the start option list to use for starting VTAM
LISTBKUP	The action that VTAM should take if an error is found in a start option list
NODELST	The name of the configuration restart file
NOPROMPT	Do not prompt the operator to enter start options
PROMPT	Prompt the operator to enter start options
SNAMGMT	Indicates support of SNA Network Management Interface, including the attachment of the ISTMGCEH subtask which acts as the socket server for the interface
WARM	On starting VTAM, restore major nodes to their status before VTAM's last termination, as recorded in the configuration restart file

Storage usage start options

Table 42. Start options that define storage usage. These start options can be displayed as a group with the DISPLAY VTAMOPTS,FUNCTION=STORAGE command.

Start option	Description
API64R	Determines whether 64-bit backed storage can be passed to applications.
CSALIMIT	The maximum amount of common service area (CSA) that can be used by VTAM
CSA24	The maximum amount of 24-bit addressable CSA that can be used by VTAM
DLRTCB	The maximum number of task control blocks that VTAM allocates in private storage for various functions
IRNSTRGE	The maximum amount of VTAM private storage that can be used for host intermediate routing node (IRN) transmissions
MAXHNRES	The maximum number of Enterprise Extender (EE) host name resolution requests that can run concurrently
VTAMEAS	The size of the table that contains information about sessions with an application program

Session control start options

Table 43. Start options that affect session control. These start options can be displayed as a group with the DISPLAY VTAMOPTS,FUNCTION=SESSCONT command.

Start option	Description
AFFDELAY	Specifies the number of seconds after a session termination that Generic Resource affinities for non-syncpoint, non-Limited Resource LU 6.2 sessions should be retained
APPNCOS	The APPN Class of Service that is used if the requested Class of Service cannot be found
ASYDE	Whether to terminate a session when an asynchronous device end RU is received from a local non-SNA device
AUTORTRY	Specifies which adjacent node activation will cause a retry of pending automatic logon requests
BNDYN	Indicates how nodes are added dynamically to adjacent cluster routing lists
BNORD	Indicates the order VTAM does cross-subnet searches
CDRDYN	Specifies whether the host is authorized to dynamically define CDRSC representations of cross-domain resources
CMPMIPS	Use to determine the amount of time for adaptive mode compression
CMPVTAM	The data compression level to be used for sessions with the application programs running on the host
CPCDRSC	Whether VTAM allows applications or LUs to initiate and establish sessions to a dynamic LEN CP ILU
DIALRTY	Specifies whether VTAM should continue searching for a switched resource after a dial-out failure
DLRORDER	The way VTAM locates a DLUR PU
DUPDEFS	Whether APPN should continue searching for the target resource when the resource has been found but is not active
DYNADJCP	Whether dynamic entries are created in ISTADJCP for adjacent APPN nodes
DYNASSCP	Whether VTAM dynamically routes session establishment requests to all active adjacent SSCPs if no appropriate adjacent SSCP table is defined
DYNDLGMD	Specifies the default logon mode name used for dynamic cross-domain resources when the resource is acting as the secondary logical unit (SLU) and a logon mode name is not otherwise provided
DYNLU	Whether independent LUs can be dynamically defined
DYNMODTB	Specifies the name of a logon mode table used for dynamic cross-domain resources to correlate each logon mode name with a set of session parameters when the resource acts as the SLU
EXPFLTRM	The EXPFLTRM start option defines the number of expedited data flow control (DFC) and session control (SC) request units (RU), that VTAM allows a boundary-attached LU to send without receiving a response from the partner LU.

Table 43. Start options that affect session control. These start options can be displayed as a group with the DISPLAY VTAMOPTS,FUNCTION=SESSCONT command. (continued)

Start option	Description
HOTIOTRM	The percentage of the I/O buffer pool that can be used by one session before the amount is considered to be excessive and the session is terminated
HPRSESLM	Specifies the maximum number of sessions that should be assigned to a single RTP pipe
ISTCOSDF	Indicates the resource types that can use the ISTCOSDF logmode entry
RESUSAGE	The number of times an APPN resource (node or TG) can be used for routing before it is considered overused
ROUTERES	The relative amount of resistance to having this APPN node perform intermediate session routing
SMEAUTH	Controls session management exit (SME) authorization data without having to modify or code an SME
SORDER	The order in which to search APPN and subarea networks when a network search request is received from a subarea network
SSCPDYN	Whether VTAM can dynamically add entries to an adjacent SSCP table
SSCPORD	The order in which VTAM searches an adjacent SSCP table
SSEARCH	Whether to search a subarea network when a network search request is received from an APPN network
SWNORDER	The way VTAM locates a switched PU
UNRCHTIM	Specifies the default number of seconds that a partner node for a session path through an Enterprise Extender connection network is considered unreachable after certain Enterprise Extender connection network failures. During this period, the path through the Enterprise Extender connection network to this partner node will not be considered for new sessions or HPR path switches. UNRCHTIM also specifies the limit for the number of unreachability records associated with an Enterprise Extender connection network before that connection network is considered unusable for session route selection for new sessions and HPR path switches.

Connectivity start options

Table 44. Start options that affect connectivity. These start options affect session establishment, termination, or search order, and can be displayed as a group with the DISPLAY VTAMOPTS,FUNCTION=CONNECT command.

Start option	Description
AIMON	Whether VTAM monitors interfaces for overdue adapter interrupts
ALSREQ	Whether adjacent link station names are required to be in the default ALS list of independent LUs
AUTHLEN	Whether VTAM is enabled to pass transmission priority from one LEN node to another
CONNTYPE	Whether a LEN connection or an APPN connection is established with type 2.1 PUs

Table 44. Start options that affect connectivity. These start options affect session establishment, termination, or search order, and can be displayed as a group with the DISPLAY VTAMOPTS,FUNCTION=CONNECT command. (continued)

Start option	Description
CPCP	The types of connections on which CP-CP sessions are allowed with adjacent nodes
DISCNTIM	Amount of time VTAM delays deactivation of SSCP-PU session when there are no outstanding LU-LU session requests
DYNHPPFX	Indicates if DYNHPPFX is not specified, then dynamic PUs created for HPR will be prefixed with the three characters, CNR. If DYNHPPFX=cc where cc is the two character prefix that you want, then dynamic PUs created for HPR will be prefixed with the two characters, cc. In these two cases, respectively, the dynamic PU names will have the format of CNRxxxxx or ccxxxxxx.
DYNPUPFX	Specifies a two character prefix that is used in creating the dynamic PUs. This prefix will be used when generating names for these dynamically built PUs. The prefix defined by the start option will be used if DYNPUPFX is not coded on the group statement for the line under which the PU is built. A unique value will then be generated and concatenated to the defined prefix to create an eight character PU name.
DYNVNPFx	Specifies the prefix to be used when generating the name for dynamic connection network PUs
ENSEMBLE	Specifies whether this z/OS Communications Server will permit connectivity to the intraensemble data network (IEDN) and to the intranode management network (INMN). Access to these networks is through OSA-Express3 or later features that are configured in OSX and OSM modes.
HPR	Specifies the level of High-Performance Routing (HPR) support provided by VTAM
HPRNCPBF	Specifies whether HPR can be used although it may cause session data to travel through an NCP twice
IQDCHPID	Specifies superfast connectivity replacing XCF links
MPCACT	Specifies whether activations of MPC subchannel groups are to be suspended if the minimum number of read and write subchannels is not available, either because they are offline or because no valid path exists to the connecting host. VTAM automatically resumes activation when the minimum number of subchannels becomes available. This option applies only to MPC groups consisting of CTC connections.
NNSPREF	Specifies the name of the preferred network node server for this end node
SACONNS	Specifies if subarea connections will be used
SLOWVAL	Specifies that a network node which has been placed in a SLOWDOWN mode can now allow a maximum SLOWDOWN time to be set
SNVC	Maximum number of networks searched for a resource by this border node
SSDTMOUT	The amount of time that a switched PU can go without a session before the connection is dropped

Table 44. Start options that affect connectivity. These start options affect session establishment, termination, or search order, and can be displayed as a group with the DISPLAY VTAMOPTS,FUNCTION=CONNECT command. (continued)

Start option	Description
VRTG	Whether virtual-route-based transmission groups connections are requested when SSCP-SSCP session is established
VRTGCPCP	Whether CP-CP sessions are supported over the virtual-route-based transmission group
XCFGRPID	Specifies the group ID suffix that VTAM will use when joining groups in the sysplex. VTAM will join groups ISTXCFvv and ISTCFSvv, where vv is the value provided with XCFGRPID
XCFINIT	Specifies whether VTAM will join a sysplex group at VTAM initialization and establish the capability for XCF connectivity to other VTAM nodes in the sysplex
XNETALS	Whether VTAM can establish sessions with LUs in adjacent networks

Session security start options

Table 45. Start options that affect session security. These start options can be displayed as a group with the DISPLAY VTAMOPTS,FUNCTION=SECURITY command.

Start option	Description
DSACTION	Determines the VTAM action when a 3270 protocol violation is identified.
DSCOUNT	Specifies the number of PIUs to record to GTF when a violation is identified.
DSMONITR	Determines whether 3270 data stream intrusion detection monitoring is enabled.
DSTRUST	Identifies entities (applications, devices, etc.) that are trusted for 3270 data streams. Trusted entities are not monitored for 3270 protocol violations even when monitoring is enabled.
ENCRPREF	The prefix to be used for common cryptographic architecture (CCA) key-encrypting key (KEK) labels
ENCRYPTN	VTAM's level of cryptography support
IPINFO	Provides control over the displaying and passing IP characteristics received in this host.
SECLVLCP	Whether VTAM uses basic or enhanced protocol for session-level security verification during activation of LU 6.2 sessions involving APPN control points
VERIFYCP	Whether VTAM performs LU-LU session-level verification during activation of LU 6.2 sessions involving APPN control points

Messages start options

Table 46. Start options that affect messages. These start options can be displayed as a group with the DISPLAY VTAMOPTS,FUNCTION=MESSAGES command.

Start option	Description
ASIRFMSG	The SSCPs issue messages IST890I and IST896I when an autologon session initiation request fails
CNMTAB	Specifies the name of the communication network management (CNM) routing table used to route unsolicited request units
CNNRTMSG	Specifies whether VTAM is to suppress messages when an optimal CNN route exists and is not chosen during session activation
DSIRFMSG	The SSCPs issue messages IST663I, IST664I, IST889I, and their message groups when searches that do not result in a session fail to locate the target resource
DSPLYDEF	Limits the number of messages displayed when certain DISPLAY commands are issued without the MAX operand
DSPLYMAX	Limits the value that can be specified for the DSPLYDEF start option and for the MAX operand on certain DISPLAY commands
DSPLYWLD	Whether wildcards are permitted in certain DISPLAY commands
ESIRFMSG	The SSCPs issue messages IST891I, IST892I, and IST893I when a session initiation request fails and extended sense data exists
FLDTAB	Specifies whether VTAM uses a message-flooding prevention table to suppress duplicate messages
FSIRFMSG	The SSCPs issue messages IST894I, IST895I, IST1704I, and IST1705I when a session initiation request fails because VTAM is unable to locate the destination LU by using an adjacent SSCP table
HPRITMSG	Specifies whether VTAM should issue the enhanced version or base version of HPR activation and deactivation messages
HPRPSMSG	Specifies whether VTAM should limit the number of HPR path switch messages that are issued
IOINT	The interval after which the VTAM operator is notified of outstanding I/O requests
IOMSGLIM	The maximum number of IST530I and IST532I message pairs that are written for individual subareas by the IOPD facility
LSIRFMSG	The network nodes issue messages IST663I, IST664I, IST889I, and subordinate messages when APPN locate searches fail to locate the target resource.
MSGLEVEL	Whether VTAM is to issue the level of messages containing network-qualified names
MSGMOD	Specifies whether VTAM is to insert in messages the name of the module that issued the message
PLUALMSG	Specifies whether to suppress duplicate session setup failure messages associated with LOGAPPL failures to the same PLU
PPOLOG	Specifies whether to send operator commands and their resulting messages to the primary program operator for logging

Table 46. Start options that affect messages. These start options can be displayed as a group with the DISPLAY VTAMOPTS,FUNCTION=MESSAGES command. (continued)

Start option	Description
RSIRFMSG	The SSCPs issue messages IST1460I, IST1461I, IST2102I, IST2103I, and IST2104I when a session initiation request fails and RSCV data exists
SIRFMSG	The SSCPs issue IST663I, IST664I, IST889I, and subordinate messages when a session initiation request fails
SLOWVAL	The interval after which the VTAM operator is notified that a resource is in SLOWDOWN mode or is taken out of SLOWDOWN mode by VTAM
SLUALMSG	Specifies whether to suppress messages for session setup failures that occur because the SLU is not enabled
SUPP	The message suppression level for the operator console
VARYWLD	Specifies whether wildcards are permitted in certain VARY commands

Recording and statistics start options

Table 47. Start options that affect recording and statistics. These start options can be displayed as a group with the DISPLAY VTAMOPTS,FUNCTION=RECSTATS command.

Start option	Description
BSCMDRS	Which BSC miscellaneous data records are to be recorded in LOGREC
NMVTLOG	Whether to record NMVT alerts in LOGREC
PPOLOG	Whether to send operator commands and their resulting messages to the primary program operator for logging
SDLCMDRS	Which SDLC miscellaneous data records are to be recorded in LOGREC
TNSTAT	Whether global tuning statistics are being recorded

Traces and dumps start options

Table 48. Start options that affect traces and dumps. These start options (excluding CSDUMP, INOPCODE, and TRACE) can be displayed as a group with the DISPLAY VTAMOPTS,FUNCTION=TRACDUMP command.

Start option	Description
CSDUMP	Specifies a sense code trigger, message trigger, or both, that will cause a dump to be taken when the sense code or the message is issued
INOPCODE	Whether to dump VTAM for specific INOP conditions when INOPDUMP is enabled for the resource
INOPDUMP	Whether a resource is eligible to initiate a VTAM dump under certain INOP conditions
PSSTRACE	Whether to record IRB and SRB entries in the VTAM internal trace table when the PSS trace option is in effect
SNAPREQ	The number of requests for VTAM buffers between snapshot dumps
TRACE	Which traces to start at VTAM initialization

Table 48. Start options that affect traces and dumps. These start options (excluding CSDUMP, INOPCODE, and TRACE) can be displayed as a group with the DISPLAY VTAMOPTS,FUNCTION=TRACDUMP command. (continued)

Start option	Description
NACPROBE	Specifies whether VTAM takes an FFST probe dump when VTAM does not complete the CLOSE ACB processing for an application timely. The title of the dump is "NACCT -- CLOSE TIMER EXPIRED FOR <i>applname</i> ". Alternatively, you can use this option to specify the time interval at which VTAM takes an FFST probe dump when VTAM does not complete the CLOSE ACB processing for another application timely.
VITCTRL	Specifies the level (BASE or FULL) of control of all VIT trace options for TRACE TYPE=VTAM,MODE=INT processing.

Buffer pools start options

Table 49. Start options that define buffer pools. These start options can be displayed as a group with the DISPLAY BFRUSE command.

Start option	Description
APBUF	The buffer pool that provides fixed common storage with 24-bit addressable buffers
BSBUF	The buffer pool that provides boundary session control block buffers
CRA4BUF	The buffer pool that provides copied request at 4080 addressable buffer size
CRA8BUF	The buffer pool that provides copied request at 8176 addressable buffer size
CRPLBUF	The buffer pool that provides copied request parameter list buffers
IOBUF	The buffer pool that provides input/output buffers
LFBUF	The buffer pool that provides large fixed buffers
LPBUF	The buffer pool that provides large pageable buffers
SFBUF	The buffer pool that provides small fixed buffers
SPBUF	The buffer pool that provides small pageable buffers
TIBUF	The buffer pool that contains control information to support HPDT services
T1BUF	The buffer pool that consolidates control information to support HPR data transmissions and acts as a small packing buffer for HiperSockets and OSA
T2BUF	The buffer pool that consolidates control information to support HPR data transmissions and acts as a large packing buffer for HiperSockets and OSA
XDBUF	The buffer pool that provides XID buffers

Performance and tuning start options

Table 50. Start options that affect performance and tuning. These start options can be displayed as a group with the `DISPLAY VTAMOPTS,FUNCTION=PERFTUNE` command.

Start option	Description
AUTOTI	Specifies how often pending automatic logon requests owned by this host are retried
BSCTMOUT	The interval in which two general poll failures are allowed for BSC 3270 terminals
CACHETI	The amount of time that an APPN search request is remembered to prevent processing the same search again
CDRSCTI	The amount of time that dynamic CDRSCs are saved after the last session has ended
CINDXSIZ	The maximum size of the ISTCIT and ISTCONVT index tables
DIRSIZE	The maximum number of dynamic resources that VTAM stores in the APPN directory database
DIRTIME	The amount of time that a dynamic resource can go unused before it is deleted from the APPN directory database
DLRTCB	Specifies the maximum number of task control blocks that VTAM allocates in private storage for various functions
HNTSIZE	The maximum size of the host node table used to find element addresses
HPRARB	The algorithm that is used for adaptive pacing (not recommended unless you use the default value of RESPMODE)
HPRCLKRT	Specifies whether the HPR clock rate runs in standard or adaptive mode. These modes control how reactive VTAM is to the packet loss that occurs on RTP pipes which run over Enterprise Extender.
HPRITMSG	Specifies whether VTAM should issue the enhanced version or base version of HPR activation and deactivation messages
HPRPSDLY	Specifies the minimum amount of time that VTAM delays prior to initiating path switch logic for an RTP pipe that has an unresponsive partner
HPRPSMSG	Specifies whether VTAM should limit the number of HPR path switch messages that are issued
HPRPST	The maximum time that VTAM tries a path switch before ending a connection
HPRSESLM	Specifies the maximum number of sessions that should be assigned to a single RTP pipe
HSRTSIZE	The size of the SRT directory for the network containing the VTAM host node
IOINT	The interval after which the VTAM operator is notified of outstanding I/O requests
IOPURGE	The interval after which outstanding I/O requests are assumed to be lost and recovery steps are taken

Table 50. Start options that affect performance and tuning. These start options can be displayed as a group with the DISPLAY VTAMOPTS,FUNCTION=PERFTUNE command. (continued)

Start option	Description
MAXEETST	Specifies the maximum number of Enterprise Extender connectivity tests (D NET,EEDIAG,TEST=YES) that are allowed to run concurrently
MAXHNRES	Specifies the maximum number of host name resolver requests that are allowed to run concurrently for the D NET,EE or D NET,EEDIAG commands
MAXLOCAT	The maximum threshold value to be reached before VTAM suspends sending APPN search requests to an adjacent node
MAXLURU	The maximum RU length for LU-LU sessions
MIHTMOUT	The interval in which you can adjust the missing interrupt handling interval for channel-to-channel communication
MULTPATH	Specifies whether VTAM supports TCP/IP multipath routing for EE connections
MXSAWBUF	The maximum number of buffers to use for session awareness data
MXSSCPRU	The maximum RU length for all SSCP sessions
NSRTSIZE	Provides an override of OSRTSIZE for a maximum of nine network identifiers
NUMTREES	The maximum number of APPN routing trees that can be saved
OSRTSIZE	The size of the SRT directory for networks other than the VTAM host node's network
PDTRCBUF	The number of buffers to build for a session monitor request
PIUMAXDS	A value used to calculate the maximum buffer limit for PIU data space
PMTUD	Specifies whether VTAM uses path MTU discovery for IPv4 and IPv6 Enterprise Extender connections
PSRETRY	The interval between attempts to switch a rapid transport protocol (RTP) session to a path that can be equal to or better than the current path, and an option to immediately attempt an RTP path switch when a link on this host is activated or changes status
PSWEIGHT	The weight comparison between an old route and a newly calculated route before a path switch is attempted
SAWMAXDS	A value used to calculate the maximum buffer limit for SAW data space
SAWMXQPK	A value used to calculate the number of SAW buffers to queue before packing the buffers
SONLIM	The maximum percentage of I/O buffers that can be used for session outage notification RUs
SRCHRED	Indicates whether this node enables eliminating and reducing searches for unreachable resources
SRCOUNT	The number of search requests that fail before VTAM performs another resource discovery search
SRTIMER	The amount of time VTAM does not conduct searches for an unavailable resource

Table 50. Start options that affect performance and tuning. These start options can be displayed as a group with the DISPLAY VTAMOPTS,FUNCTION=PERFTUNE command. (continued)

Start option	Description
VFYRED	Specifies whether the node should attempt to perform resource verification reduction
VFYREDTI	Specifies the node-wide maximum time interval that a resource's location is not verified
VOSDEACT	Can be coded in the VTAM start list, or turned on or off by way of the MODIFY VTAMOPTS command, to cause VTAM to bring a virtual route (VR) down if the VR goes out of sequence
VTAMEAS	The size of the table that contains information about sessions with an application program

APPN start options

Table 51. Start options that define APPN characteristics. These start options can be displayed as a group with the DISPLAY VTAMOPTS,FUNCTION=APPNCHAR command.

Start option	Description
APPNCOS	The APPN Class of Service that is used if the requested Class of Service cannot be found
BN	Whether this node is to provide extended border node function
BNDYN	Indicates how nodes are added dynamically to adjacent cluster routing lists
BNORD	Indicates the order VTAM performs cross-subnet searches
CDSERVER	Whether this node is a central directory server
CDSREFER	Specifies how many of the nearest central directory servers are used for Locate searches and central resource registration
CONNTYPE	Whether a LEN connection or an APPN connection is established with type 2.1 PUs
CPCP	The types of connections on which CP-CP sessions are allowed with adjacent nodes
DIRSIZE	The maximum number of dynamic resources that VTAM stores in the APPN directory database
DIRTIME	The amount of time that a dynamic resource can go unused before it is deleted from the APPN directory database
DLURSAW	Specifies whether there will be an NLDM application started that needs to receive information of DLUR's pipe path switch. This process is to update the NLDM of RSCV updates when the DLUR's pipe is path switched. The endpoint of the HPR pipe that path switched, is not this VTAM. By default the DLURSAW capability will be enabled in the host. Whether path switch updates are actually received by NLDM also depends on the capability and configuration of the DLUR.
DUPDEFS	Whether APPN should continue searching for the target resource when the resource has been found but is not active

Table 51. Start options that define APPN characteristics. These start options can be displayed as a group with the DISPLAY VTAMOPTS,FUNCTION=APPNCHAR command. (continued)

Start option	Description
DYNADJCP	Whether dynamic entries are created in ISTADJCP for adjacent APPN nodes
EEHPRANR	Determines whether VTAM maintains diagnostic EE counters for inbound HPR packets that are routed by using the ANR protocol through this network node.
EEPORTCK	The EEPORTCK start option determines whether VTAM accepts inbound UDP packets that specify an ephemeral source port.
EEVERIFY	Specifies whether VTAM should automatically send an LDLC probe to the remote partner to determine whether all of the ports are accessible during the activation of the EE connection. This option might also specify the time interval at which VTAM should send the probe on active EE connections.
GVBKDLY	Determines whether VTAM internally paces the subcommands that are generated from a VARY INACT,TYPE=GIVEBACK command. This start option controls GIVEBACK commands that use wildcard values for the ID operand to deactivate dependent LU requesters (DLURs).
HOSTNAME	Specifies the default <i>hostname</i> for use in name-to-address resolution for acquiring a static VIPA for use with Enterprise Extender connections
HPR	Specifies the level of High-Performance Routing (HPR) support provided by VTAM
HPRARB	The algorithm that is used for adaptive pacing (not recommended unless you use the default value of RESPMODE)
HPRCLKRT	Specifies whether the HPR clock rate runs in standard or adaptive mode. These modes control how reactive VTAM is to the packet loss that occurs on RTP pipes that run over Enterprise Extender.
HPRNCPBF	Specifies whether HPR can be used although it may cause session data to travel through an NCP twice
HRPSDLY	Specifies the minimum amount of time that VTAM delays prior to initiating path switch logic for an RTP pipe that has an unresponsive partner
HPRPST	The maximum time that VTAM tries a path switch before ending a connection
HRPSESLM	Specifies the maximum number of sessions that should be assigned to a single RTP pipe
HPRSTALL	The amount of time that an RTP pipe can remain continuously stalled before it is stopped automatically
INITDB	Whether to load the APPN directory database, topology database, neither, or both when VTAM is started
IOPURGE	The interval after which outstanding I/O requests are assumed to be lost and recovery steps are taken
IPADDR	The default IP address of the local TCP/IP stack that is used with EE connections

Table 51. Start options that define APPN characteristics. These start options can be displayed as a group with the DISPLAY VTAMOPTS,FUNCTION=APPNCHAR command. (continued)

Start option	Description
MAXLOCAT	The maximum threshold value that can be reached before VTAM suspends sending APPN search requests to an adjacent node
MULTPATH	Specifies whether VTAM supports TCP/IP multipath routing for EE connections
NETID	The name of the network containing the host
NNSPREF	Specifies the name of the preferred network node server for this end node
NODETYPE	The APPN node type (network node or end node)
NUMTREES	The maximum number of APPN routing trees that can be saved
PMTUD	Specifies whether VTAM uses path MTU discovery for IPv4 and IPv6 Enterprise Extender connections
PSRETRY	The interval between attempts to switch a rapid transport protocol (RTP) session to a path that can be equal to or better than the current path, and an option to immediately attempt an RTP path switch when a link on this host is activated or changes status
PSWEIGHT	The weight comparison between an old route and a newly calculated route before a path switch is attempted
RESUSAGE	The number of times an APPN resource (node or TG) can be used for routing before it is considered overused
ROUTERES	The relative amount of resistance to having this APPN node perform intermediate session routing
SACONNS	Specifies if subarea connections will be used
SAVERSCV	Indicates whether or not Route Selection Control Vectors (RSCVs) for future sessions are to be saved for display purposes following the completion of session activation
SECLVLCP	Whether VTAM uses basic or enhanced protocol for session-level security verification during activation of LU 6.2 sessions involving APPN control points
SNVC	Maximum number of networks that can be searched for a resource by this border node
SORDER	The order in which to search APPN and subarea networks when a network search request is received from a subarea network
SRCHRED	Indicates whether this node enables eliminating and reducing searches for unreachable resources
SRCOUNT	The number of search requests that fail before VTAM performs another resource discovery search
SRTIMER	The amount of time VTAM does not conduct searches for an unavailable resource
SSCPNAME	The name of the VTAM SSCP or CP
SSEARCH	Whether to search a subarea network when a network search request is received from an APPN network

Table 51. Start options that define APPN characteristics. These start options can be displayed as a group with the DISPLAY VTAMOPTS,FUNCTION=APPNCHAR command. (continued)

Start option	Description
TCPNAME	Specifies the job name of the TCP stack through which VTAM communicates with the IP network
TDUDIAG	Specifies when diagnostic information is appended with node and TG control vectors within a TDU
TOPOTIME	The time of day that garbage collection will run to delete expired resources from the topology database
UNRCHTIM	Specifies the default number of seconds that a partner node for a session path through an Enterprise Extender connection network is considered unreachable after certain Enterprise Extender connection network failures. During this period, the path through the Enterprise Extender connection network to this partner node will not be considered for new sessions or HPR path switches. UNRCHTIM also specifies the limit for the number of unreachability records associated with an Enterprise Extender connection network before that connection network is considered unusable for session route selection for new sessions and HPR path switches.
VERIFYCP	Whether VTAM performs LU-LU session-level verification during activation of LU 6.2 sessions involving APPN control points
VFYRED	Specifies whether the node should attempt to perform resource verification reduction
VFYREDTI	Specifies the node-wide maximum time interval that a resource's location is not verified
VRTG	Whether virtual-route-based transmission groups connections are requested when SSCP-SSCP session is established
VRTGCPCP	Whether CP-CP sessions are supported over the virtual-route-based transmission group
XCFINIT	Specifies whether VTAM joins a sysplex group at VTAM initialization and establishes the capability for XCF connectivity to other VTAM nodes in the sysplex

Functions from zappable constants

Table 52. Start options that were zappable constants. These start options can be displayed as a group with the DISPLAY VTAMOPTS,FUNCTION=ZAPCON command.

Start option	Description
ASIRFMSG	The SSCPs issue messages IST890I and IST896I when an autologon session initiation request fails
BSCTMOUT	The interval which two general poll failures are allowed for BSC 3270 terminals
CINDXSIZ	The maximum size of the ISTDIT and ISTCONVT index tables
ESIRFMSG	The SSCPs issue messages IST891I, IST892I, and IST893I when a session initiation request fails and extended sense data exists

Table 52. Start options that were zappable constants. These start options can be displayed as a group with the DISPLAY VTAMOPTS,FUNCTION=ZAPCON command. (continued)

Start option	Description
FSIRFMSG	The SSCPs issue messages IST894I, IST895I, IST1704I, and IST1705I when a session initiation request fails because VTAM is unable to locate the destination LU by using an adjacent SSCP table
HNTSIZE	The maximum size of the host node table used to find element addresses
HSRTSIZE	The size of the SRT directory for the network containing the VTAM host node
INOPDUMP	Whether a resource is eligible to initiate a VTAM dump under certain INOP conditions
IOMSGLIM	The maximum number of IST530I and IST532I message pairs that are written for individual subareas by the IOPD facility
IRNSTRGE	The maximum amount of VTAM private storage that can be used for host intermediate routing node (IRN) transmissions
MAXLURU	The maximum RU length for LU-LU sessions
MAXSSCPS	The maximum number of SSCPs that are searched on a specific path for the destination SSCP before alternate paths are tried
MIHTMOUT	The interval which you can adjust the missing interrupt handling interval for channel-to-channel communication
MXSAWBUF	The maximum number of buffers to use for session awareness data
MXSSCPRU	The maximum RU length for all SSCP sessions
MXSUBNUM	The maximum subarea number supported by a network to which a VTAM host is interconnected
OSRTSIZE	The size of the SRT directory for networks other than the VTAM host node's network
PDTRCBUF	The number of buffers to build for a session monitor request
PIUMAXDS	A value used to calculate the maximum buffer limit for PIU data space
PLUALMSG	Whether VTAM is to suppress duplicate session setup failure messages associated with LOGAPPL failures to the same PLU
PSSTRACE	Whether to record IRB and SRB entries in the VTAM internal trace table when the PSS trace option is in effect
SAWMAXDS	A value used to calculate the maximum buffer limit for SAW data space
SAWMXQPK	A value used to calculate the number of SAW buffers to queue before packing the buffers
SDLCMDRS	Which SDLC miscellaneous data records are to be recorded in LOGREC
SIRFMSG	The SSCPs in which to issue IST663I, IST664I, IST889I, and subordinate messages when a session initiation request fails
SLUALMSG	Whether to suppress messages for session setup failures that occur when the SLU is not enabled
SNAPREQ	The number of requests for VTAM buffers between snapshot dumps

Table 52. Start options that were zappable constants. These start options can be displayed as a group with the DISPLAY VTAMOPTS,FUNCTION=ZAPCON command. (continued)

Start option	Description
SSDTMOUT	The amount of time that a switched PU can go without a session before the connection is dropped
TRANSLAT	Which names are to be translated by alias name translation
VTAMEAS	The size of the table that contains information about sessions with an application program

HPR and Enterprise Extender start options

Table 53. Start options that define HPR and Enterprise Extender (EE) characteristics. You can display these start options as a group with the DISPLAY VTAMOPTS,FUNCTION=HPREE command

Start option	Description
DYNHPPFX	A 2-character prefix that is used to create PU names for dynamic HPR PUs
EEHPRANR	Determines whether VTAM maintains diagnostic EE counters for inbound HPR packets that are routed by using the ANR protocol through this network node.
EEPORTCK	Determines whether VTAM will accept inbound UDP packets that specify an ephemeral source port
EEVERIFY	Specifies whether VTAM should automatically send an LDLC probe to the remote partner to determine whether all of the ports are accessible during the activation of the EE connection. This option might also specify the time interval at which VTAM should send the probe on active EE connections.
GVBKDLY	Determines whether VTAM internally paces the subcommands that are generated from a VARY INACT,TYPE=GIVEBACK command. This start option controls GIVEBACK commands that use wildcard values for the ID operand to deactivate dependent LU requesters (DLURs).
HOSTNAME	The default TCP/IP domain name used in name-to-address resolution to acquire a static VIPA for EE connections
HPR	The level of High-Performance Routing (HPR) support provided by VTAM
HPRARB	The algorithm that is used for adaptive pacing (not recommended unless you use the default value of RESPMODE)
HPRCLKRT	The mode used for the HPR clock rate that controls how reactive VTAM is to packet loss on RTP pipes that run over EE connections.
HPRITMSG	Specifies whether VTAM should issue the enhanced version or base version of HPR activation and deactivation messages
HPRNCPBF	Specifies whether HPR can be used even though it might cause session data to travel through a network control program (NCP) twice
HPRPSDLY	The minimum amount of time that VTAM delays prior to initiating path-switch logic for an RTP pipe that has an unresponsive partner
HPRPSMSG	Specifies whether VTAM should limit the number of HPR path-switch messages that are issued

Table 53. Start options that define HPR and Enterprise Extender (EE) characteristics. You can display these start options as a group with the DISPLAY VTAMOPTS,FUNCTION=HPREE command (continued)

Start option	Description
HPRPST	The maximum amount of time that VTAM tries a path switch before ending a connection
HPRSESLM	The maximum number of sessions that should be assigned to a single RTP pipe
HPRSTALL	The amount of time that an RTP pipe can remain continuously stalled before it is stopped automatically
IPADDR	The default IP address of the local TCP/IP stack that is used with EE connections
MAXEETST	The maximum number of EE connectivity tests (D NET,EEDIAG,TEST=YES) that can run concurrently
MAXHNRES	The maximum number of EE host name resolution requests that can run concurrently
MULTPATH	Specifies whether VTAM supports TCP/IP multipath routing for EE connections
PMTUD	Specifies whether VTAM uses path MTU discovery for IPv4 and IPv6 EE connections
PSRETRY	The interval between attempts to switch a rapid transport protocol (RTP) session to a path that can be equal to or better than the current path, and an option to immediately attempt an RTP path switch when a link on this host is activated or changes status
PSWEIGHT	The weight comparison between an old route and a newly calculated route, which determines whether a path switch is attempted
TCPNAME	The job name of the TCP/IP stack through which VTAM communicates with the IP network
UNRCHTIM	The amount of time that a session path through an EE connection network is considered unusable after certain connection failures

Network management start options

Table 54. Start options that define network management characteristics. You can display these start options as a group with the DISPLAY VTAMOPTS,FUNCTION=NETMGMT command

Start option	Description
CNMTAB	The name of the communication network management (CNM) routing table used to route unsolicited request units
DLURSAW	Specifies whether path-switch information about RTP pipes with DLUR endpoints should be sent to a Network Logic Data Manager (NLDM) application
IPINFO	Provides control over the display and transfer of IP characteristics received by this host
MXSAWBUF	The maximum number of buffers used for session awareness (SAW) data

Table 54. Start options that define network management characteristics. You can display these start options as a group with the DISPLAY VTAMOPTS,FUNCTION=NETMGMT command (continued)

Start option	Description
NMVTLOG	Specifies whether network management vector transport (NMVT) alerts are recorded in LOGREC
PDTRCBUF	The number of buffers to build for a session monitor request
SAWMAXDS	A value used to calculate the maximum buffer limit for a SAW data space
SAWMXQPK	A value used to calculate the number of SAW buffers to queue before packing the buffers
SNAMGMT	Specifies whether the SNA network management interface (NMI) is supported, including the attachment of the ISTMGCEH subtask, which acts as the socket server for the interface.

Coupling facility and SYSPLEX start options

Table 55. Start options that define coupling facility and SYSPLEX characteristics. You can display these start options as a group with the DISPLAY VTAMOPTS,FUNCTION=SYSPLEX command

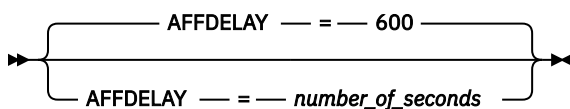
Start option	Description
AFFDELAY	The amount of time that generic resource affinities for a non-syncpoint, non-Limited Resource LU 6.2 session should be retained after session termination
DVLSTCNT	Specifies the number of lists that VTAM requests for the EZBDVIPA coupling facility structure
STRGR	The name of the generic resources structure
STRMNPS	The name of the structure for multinode persistent sessions
XCFGRPID	The group ID suffix that VTAM uses when joining groups in the sysplex
XCFINIT	Specifies whether VTAM joins a sysplex group at VTAM initialization and establishes the capability for XCF connectivity to other VTAM nodes in the sysplex

Descriptions of start options

The remainder of this topic describes the start options in alphabetical order. Information given about each start option includes the function of the option, the default, if any, and any restrictions on the option's use.

Note: For some start options, there is a table following the syntax diagram which shows a dependency, or a value range, or both. If there is not a table following a syntax diagram, then there is not a dependency or a value range.

AFFDELAY start option



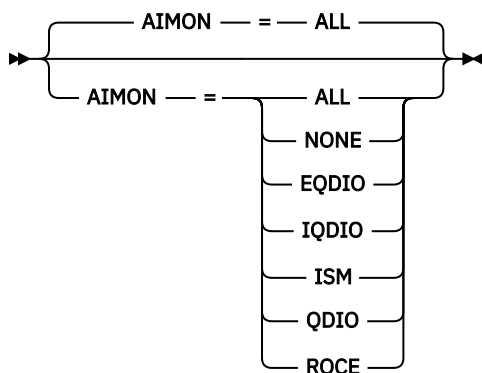
range: 0–65535

Specifies the number of seconds the affinity for a non-synchpoint, non-Limited Resource LU 6.2 session should be retained after the session terminates. The allowed range is 0-65535, where 0 means there is to be no delay in the deletion of the affinity after session termination. The default is 600, that is, 10 minutes.

If AFFDELAY is 0 when the session terminates the affinity will be deleted. If the AFFDELAY is nonzero, the affinity is retained and the current TOD clock value is recorded in the SPTE control block. Later, when the SPTE is referenced during a session initiation, the stored TOD clock is compared against the current TOD clock to see if the time limit specified by AFFDELAY has expired. If it has expired, the SPTE will be deleted, thus ending the affinity, and the session initiation will proceed as though no affinity existed. If the AFFDELAY time has not expired, the affinity will be considered to be in force and the new session will be assigned to the same Generic Resource member.

You can change the value of AFFDELAY with the MODIFY VTAMOPTS command while VTAM is running. The change takes effect immediately. This means that if AFFDELAY is changed, the new value is used in any subsequent compare of the TOD clock values in the SPTE, and the new value is used to determine whether to retain the affinity at session termination time. But a change in the AFFDELAY value does not go out and delete already retained affinities before they are referenced as part of a subsequent session initiation.

AIMON start option



Determines whether VTAM monitors interfaces for overdue adapter interrupts. If an overdue adapter interrupt is detected, VTAM will drive a virtual interrupt in an effort to prevent a stall condition. VTAM will also issue message IST2419I when an overdue interrupt is detected.

Guideline: Specify NONE unless requested by IBM service.

AIMON=ALL

Specifies that VTAM monitors adapter interrupts for EQDIO, IQDIO, ISM, QDIO and RoCE interfaces.

AIMON=NONE

Specifies that VTAM does not monitor adapter interrupts for any interfaces.

AIMON=EQDIO

Specifies that VTAM monitors adapter interrupts for OSA interfaces. CHPID type is OSH.

AIMON=IQDIO

Specifies that VTAM monitors adapter interrupts for HiperSockets interfaces. CHPID type is IQD.

AIMON=ISM

Specifies that VTAM monitors adapter interrupts for internal shared memory (ISM) interfaces.

AIMON=QDIO

Specifies that VTAM monitors adapter interrupts for OSA-Express interfaces. CHPID types include OSD, OSM, and OSX.

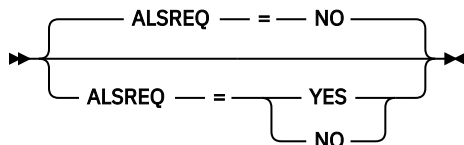
AIMON=ROCE

Specifies that VTAM monitors adapter interrupts for *RoCE* interfaces.

Usage: You can specify only one adapter for an individual AIMON start option instance. However, if you code multiple AIMON start options, the results are cumulative. For example, to start interface monitoring for *RoCE* and *ISM* interfaces, you can code the following start option values:

```
AIMON=NONE
AIMON=ROCE
AIMON=ISM
```

ALSREQ start option



Specifies whether adjacent link station names (or an appropriate matching name) must appear in the default adjacent link station list of the independent LU at a session request.

If adjacent link station names are required, only session requests over a matching adjacent link station in the list are allowed. For a LEN adjacent link station, this means the names must match. For an APPN adjacent link station, it means that another APPN adjacent link station (real or ISTAPNPU) is found in the list. If adjacent link station names are not required, any adjacent link station can receive a session request for this LU. Furthermore, the link station name is added to the list if it is LEN, or ISTAPNPU is added to the list if it is APPN.

You can change the value of ALSREQ with the MODIFY VTAMOPTS command while VTAM is running.

The value you specify on the ALSREQ start option provides the default for the ALSREQ operand on the CDRSC definition statement if you do not specify it.

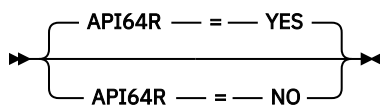
ALSREQ=NO

Specifies that an adjacent link station name need not match an entry in the default link station list of the independent LU.

ALSREQ=YES

Specifies that an adjacent link station name must match an entry in the default link station list of the independent LU.

API64R start option



Note:

1. API64R is only meaningful if the machine is operating in z/Architecture mode.
2. API64R=NO may cause a data move. Use API64R=YES unless API64R=NO is required.

Specifies whether 64-bit backed CSM data space storage can be passed to VTAM and TCP/IP application programs.

Storage that is 64-bit backed is storage that, when fixed, can be assigned to real storage frames on or above the 2 Gigabyte real storage bar. With only a few exceptions, all CSM data space storage acquired by VTAM and TCP/IP when operating in z/Architecture mode is 64-bit backed.

When API64R=YES, application programs that accept CSM data space buffers for a receive operation will likely be given 64-bit backed CSM data space storage. If an application attempts to issue the LRA instruction (Load Real Address) against this storage, and the storage is resident on or above the 2 Gigabyte real storage bar, a special operation exception program interrupt will occur. Note that LRA is

used primarily in preparation for I/O. There are no known application programs that perform I/O directly into or out of CSM data space storage.

In the unlikely event that an application program experiences this special operation exception, API64R=NO can be used to provide temporary relief. API64R=NO forces all data in 64-bit backed CSM data space to be copied to 31-bit backed CSM data space before being passed to an application program as part of a receive operation. The application program support team should be notified of the program interruption and once the application program has been modified to handle 64-bit backed storage, API64R=YES should be reinstated.

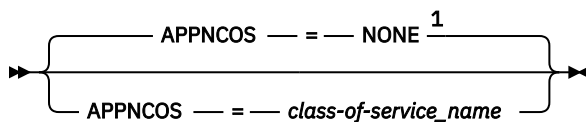
API64R=YES

Allows 64-bit backed storage to be passed to all VTAM and TCP/IP application programs.

API64R=NO

Forces all storage being passed to VTAM and TCP/IP application programs to be 31-bit backed.

APPNCOS start option



Notes:

¹ APPNCOS is meaningful only if the NODETYPE start option is also used.

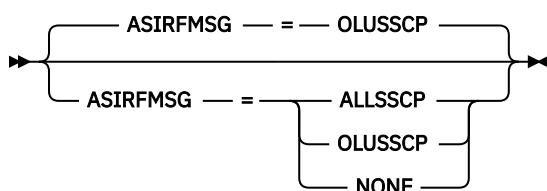
Specifies the APPN Class of Service to be used if a requested Class of Service cannot be found in the topology and routing services Class of Service database. See [“IBM-supplied APPN Classes of Service” on page 677](#) for the names of the seven classes of service and [“APPN Class of Service definitions” on page 662](#) for information on implementing a user-defined Class of Service.

If a requested Class of Service cannot be found, the value you specify in APPNCOS is substituted for it, and there is a possibility that the characteristics of the substitute Class of Service are not the ones you intended for the route.

For example, a secure Class of Service might have been intended, but the substitution provided in APPNCOS might offer a Class of Service that uses unsecured links.

You can change the value of APPNCOS with the MODIFY VTAMOPTS command while VTAM is running.

ASIRFMSG start option



Controls the display of messages IST890I and IST896I. These messages are issued when an autologon session initiation request fails.

Requirement: The ASIRFMSG start option is subordinate to the SIRFMSG start option and SIRFMSG coded on a CDRSC or APPL. Therefore, you must code SIRFMSG as ALLSSCP or OLUSSCP to receive the ASIRFMSG messages.

You can change the value of ASIRFMSG with the MODIFY VTAMOPTS command while VTAM is running.

ASIRFMSG=ALLSSCP

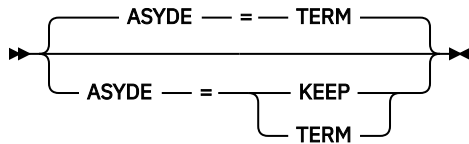
Specifies that messages are issued in all SSCPs.

ASIRFMSG=OLUSSCP

Specifies that messages are issued only in the origin logical unit (OLU) SSCP.

ASIRFMSG=NONE

Specifies that no messages are issued in any SSCP.

ASYDE start option

Specifies whether to keep or terminate the session between the device and its application when VTAM receives an asynchronous device end from a local non-SNA device. For example, an asynchronous device end is caused when the device is powered off, or, for a printer, when the cover is lifted.

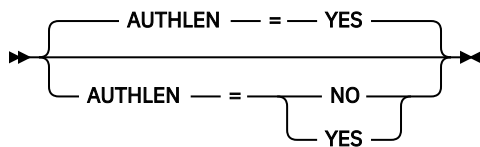
This option applies to all locally attached non-SNA devices except printers. See also [“FEATUR2” on page 197](#) for a description of FEATUR2=PRINTR or NOPRINTR for a LOCAL device.

ASYDE=KEEP

Specifies that the session is to remain up. VTAM generates an exception request for the application, and the application determines whether to end the session.

ASYDE=TERM

Specifies that VTAM unconditionally terminates the session.

AUTHLEN start option

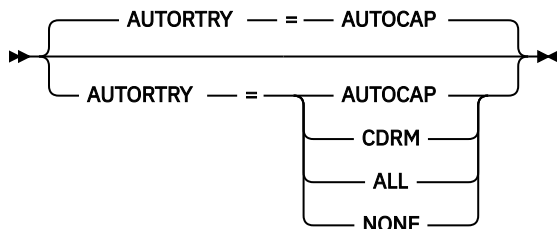
Indicates whether VTAM will pass the transmission priority specified from one LEN node to another LEN node.

AUTHLEN=NO

Indicates that the transmission priority specified by the entry LEN node will not be passed by VTAM; instead VTAM will set the transmission priority field to medium priority.

AUTHLEN=YES

Indicates that VTAM will forward the specified transmission priority from one LEN node to another.

AUTORTRY start option

Specifies which adjacent node activation will cause a retry of pending automatic logon requests.

Note: For an NN-EN configuration where the controlling PLU resides in the EN, the NNs might not receive the controlling PLU's registration at the time of the session attempt. To ensure autologon redrives, code the AUTOTI start option.

You can change the value of AUTORTRY with the MODIFY VTAMOPTS command while VTAM is running.

AUTORTRY=AUTOCAP

Specifies that automatic logon requests are retried only when an adjacent CDRM or an adjacent CP which supports automatic logon is activated.

AUTORTRY=CDRM

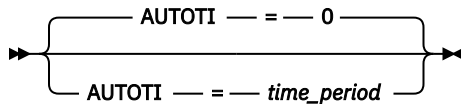
Specifies that automatic logon requests are retried only when an adjacent CDRM is activated.

AUTORTRY=ALL

Specifies that automatic logon requests are retried when any adjacent CP or CDRM is activated.

AUTORTRY=NONE

Specifies that automatic logon requests are not retried when any adjacent node is activated.

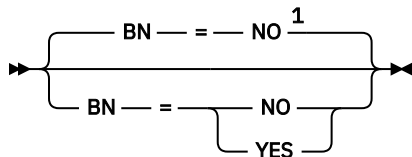
AUTOTI start option

range: 0–7 days (or equivalent seconds, minutes, or hours)

Specifies how often pending automatic logon requests owned by this host are retried. AUTOTI is specified in seconds (S), minutes (M), hours (H), or days (D).

If you specify a number equal to or greater than 1 but less than 60 with an S, or without any suffix, AUTOTI defaults to 60 seconds. A value of 0 specifies that an automatic logon request is not retried during the period that an application (acting as the primary logical unit) is unavailable. When AUTORTRY≠NONE, VTAM reissues the automatic logon request when the application becomes available.

You can change the value of AUTOTI with the MODIFY VTAMOPTS command while VTAM is running.

BN start option

Notes:

¹ BN is meaningful only if the NODETYPE=NN start option is also used.

Specifies whether this node is to provide extended border node function.

BN=NO

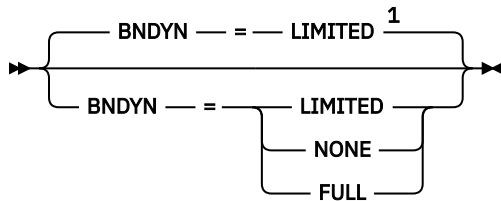
Specifies that this node does not provide extended border node function.

BN=YES

Specifies that this node provides extended border node function.

Note: When end to end path switching is performed, a BN, which is not an endpoint or the NNS for the endpoint, may be asked to compute an HPR route for a piece of the end to end route. To support this function, the BN needs to provide RTP-level HPR support. Ensure the BN and HPR start options are coded accordingly.

BNDYN start option



Notes:

¹ BNDYN is meaningful only if the BN=YES start option is also used.

Defines how VTAM will add nodes dynamically to the adjacent cluster routing list when searching for a resource whose NETID matches the NETID specified on the NETID statement.

You can change the value of BNDYN with the MODIFY VTAMOPTS command while VTAM is running.

BNDYN=NONE

Specifies that no entries will be added to the routing table except those explicitly identified by the NEXTCP definition statements, in the adjacent cluster table.

Guideline: In order to search its own network, when BNDYN=NONE is coded and VTAM is the NNS (OLU) or CP (OLU), two adjacent cluster tables are needed (one for alias requests and the other with VTAM's NETID). The adjacent cluster tables are needed in the case that VTAM's directory information does not reflect the actual location of the DLU.

BNDYN=LIMITED

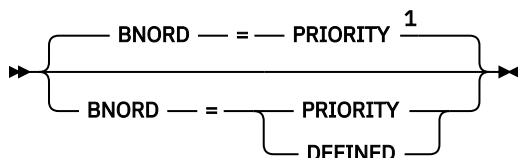
Specifies that all active border nodes in the native subnetwork, as well as active border nodes and peripheral network nodes in nonnative subnetworks, attached to this node are automatically added to the routing list if either of the following conditions is met:

- BNs and nonnative network nodes that VTAM learns about whose network ID matches the network ID of the DLU.
- BNs or nonnative network nodes that have previously sent a Locate that carried the network ID of the DLU.

BNDYN=FULL

Specifies that all active border nodes in the native subnetwork as well as active border nodes and peripheral network nodes in nonnative subnetworks attached to this node are automatically added to the routing list.

BNORD start option



Notes:

¹ BNORD is meaningful only if the BN=YES start option is also used.

Specifies the order in which VTAM will perform cross-subnet searches.

You can change the value of BNORD with the MODIFY VTAMOPTS command while VTAM is running.

BNORD=DEFINED

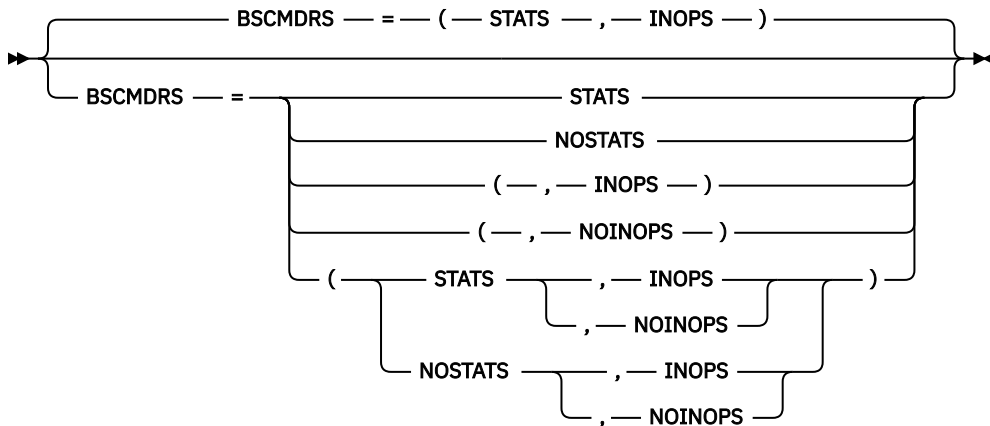
Specifies that searches are done in the order that you define border nodes and nonnative network nodes.

Note: BNORD=DEFINED only applies to defined routing entries. Dynamic entries are reordered in priority order and placed after all defined entries.

BNORD=PRIORITY

Specifies that search preference is given to nodes for which the most recent search was successful and to nodes whose NETID matches the DLU's NETID.

BSCMDRS start option



Specifies whether VTAM records subarea BSC inoperative and statistical miscellaneous data records (MDRs) in LOGREC.

Note: If you do not record MDRs, and a problem occurs in a BSC device, problem diagnosis can be difficult because there are no MDRs in LOGREC.

You can change the value of BSCMDRS with the MODIFY VTAMOPTS command while VTAM is running.

BSCMDRS=STATS

Specifies that VTAM will record the BSC statistical MDRs in LOGREC.

BSCMDRS=NOSTATS

Specifies that VTAM will not record BSC statistical MDRs in LOGREC.

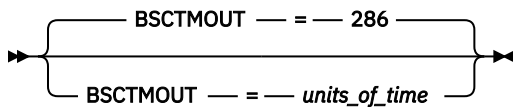
BSCMDRS=INOPS

Specifies that VTAM will record the BSC inoperative MDRs in LOGREC.

BSCMDRS=NOINOPS

Specifies that VTAM will not record BSC inoperative MDRs in LOGREC.

BSCTMOUT start option

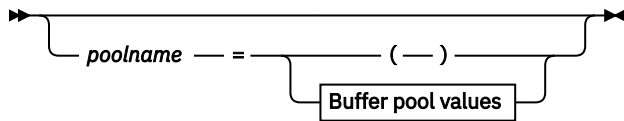


range: 0–2147483647

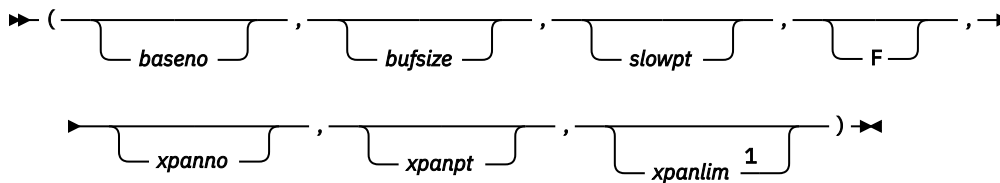
Specifies an interval during which VTAM tracks the number of general poll failures that occur for a BSC 3270 terminal. If two failures occur within this interval, VTAM treats this as an unrecoverable failure of the terminal and deactivates it.

There are 1.048576 seconds in each *units_of_time*. If 0 is specified, the terminal is not deactivated as a result of general poll failures.

Buffer Pool start option



Buffer pool values



Notes:

¹ The IOBUF pool (IO00, IO) is the only buffer pool where all seven values can be specified. For all other buffer pools, the *xpanlim* field is not supported. If you specify the *xpanlim* field for any buffer pool other than the IOBUF pool (IO00, IO), even if the field is null, you get an IST1072I message.

Allows you to modify the default buffer pool attributes for the various pools (both basic allocation and dynamic allocation values). Buffer pools are used by VTAM for holding data or building control blocks. See [“Buffer pool default values” on page 527](#) for information about the IBM-supplied buffer pool values.

For more information on buffer pools, types of buffer pools, and guidelines for basic buffer allocation and dynamic buffer allocation, see [z/OS Communications Server: SNA Network Implementation Guide](#).

poolname

The name of the fixed-length buffer pool to which these options apply.

poolname can be the full buffer pool name, the buffer pool ID, or the abbreviation (for example, either SFBUF, SF00, or SF, respectively, for specifying a small buffer pool in fixed storage).

See [Table 56 on page 524](#) for a list of the buffer pool names and a description of each buffer pool's function. A complete description of each buffer pool is located in the [z/OS Communications Server: SNA Network Implementation Guide](#).

Table 56. VTAM buffer pools

Poolname	Pool ID	Abbreviation	Use
APBUF	AP00	AP	Used for device related CIBs
BSBUF	BS00	BS	Provides storage for the boundary type 2.1, type 2, and type 1 peripheral node session control blocks
CRA4BUF	CRA4	CRA4	Used for error recovery
CRA8BUF	CRA8	CRA8	Used for error recovery
CRPLBUF	CRPL	CR	Contains the RPL-copy pool
IOBUF	IO00	IO	Used for input/output data
LFBUF	LF00	LF	Provides buffers needed for each active application program and TSO user logged on
LPBUF	LP00	LP	Used for error recovery
SFBUF	SF00	SF	Contains application program information and LU control blocks
SPBUF	SP00	SP	Used for large message (LMPEO) requests

Table 56. VTAM buffer pools (continued)

Poolname	Pool ID	Abbreviation	Use
TIBUF	TI00	TI	Contains control information to support HPDT services for HPR or IP
T1BUF	T100	T1	Similar to the TIBUF but larger. Used as a packing buffer by HiperSockets accelerator and OSA. Also used to contain the HPR headers and the media, IP, and UDP headers for an Enterprise Extender connection.
T2BUF	T200	T2	Similar to the T1BUF but even larger. T2BUFs are used exclusively for HiperSockets accelerator and OSA when the T1BUF is perceived to be of insufficient size to pack all the headers and data. Also used by HPR for all retransmissions over HiperSockets and OSA.
XDBUF	XD00	XD	Provides storage for the I/O buffer during XID contact processing to peripheral nodes

baseno

range: 1 - 32767

dependencies: *bufsize*

Specifies the base number of buffers in the pool. Do not code commas in the value specified.

Note:

1. The value for *baseno* should contain the maximum number of buffers that will fit on each page. If *baseno* is smaller than the maximum number of buffers per page, VTAM adjusts the value to the maximum value.
2. Storage for buffer pools is allocated by page. After you know the number of buffers per page (for the given *bufsize*), you can determine the maximum *baseno* for your environment.
3. Because storage is allocated by page increments, the amount of buffer storage reserved per page might be less than the size of a page. This storage difference must be considered when determining the value for *xpanlim*.

bufsize

range: 256-3992 bytes

dependencies: *baseno*, IOBUF pool only

Specifies the number of bytes assigned to each buffer in the pool. If you specify a value less than 256, it is changed to 256. If an odd value is specified, it is rounded down to the closest even number.

Note:

1. The *bufsize* value specified must allow individual buffers to begin on a doubleword boundary and not expand over a page boundary. See [“Specifying IOBUF buffer values” on page 529](#) for specifying IO buffer pool *bufsize* values.

2. The value for *bufsize* does not include header information added to each buffer by VTAM. See [“Specifying IOBUF buffer values” on page 529](#) for determining the actual size of each buffer.
3. The only buffer pool for which you can change the *bufsize* is IOBUF. You may code the default values for the other buffer pools. If you specify a value other than the default value, a message will be issued and initialization will continue with VTAM using the default values.
4. Some local SNA controllers, such as 3174, require an even number and will not operate if *bufsize* is an odd value. To accommodate this requirement, a specification of an odd *bufsize* value will be rounded down (-1) to the next even value. Refer to the appropriate device description manual for other resource types.

slowpt

dependencies: *baseno*

Provides a set of buffers reserved for priority requests (for example, read from a channel-attached device). When the number of available buffers in this buffer pool is equal to or less than this number, buffers are allocated only for priority requests, and normal requests are queued or rejected. This is called slowdown mode.

F

Specifies that the storage for this buffer pool is to be page-fixed. F has meaning only for buffer pools that are normally in pageable storage, but it can be coded for buffer pools that are located in fixed storage by default.

Note:

1. To use the *xpanno* and *xpanpt* operands, but not the F operand, code either double commas or 0 between the *slowpt* operand and the *xpanno* operand. For example, coding either:

```
LPBUF=(baseno,bufsize,slowpt,,xpanno,xpanpt)
OR
LPBUF=(baseno,bufsize,slowpt,0,xpanno,xpanpt)
```

Causes the buffer pool's default attribute to be used.

2. See [z/OS Communications Server: SNA Network Implementation Guide](#) to determine which buffer pools can be pageable.

xpanno

dependencies: *bufsize*
range: 0-32767

Specifies the number of buffers that VTAM acquires when expanding the buffer pool. This value is rounded to the number of buffers that fills the nearest whole page of storage, however the 32767 maximum values cannot be exceeded. For such a case, *xpanno* is rounded down to the largest number less than or equal to 32767 that will completely fill a whole number of pages.

Note:

1. If you code 0, dynamic buffering is not performed and the buffer pool never expands. If you do not code *xpanno*, the IBM-supplied defaults are used.
2. The use of an *xpanno* value that is too small for a pool affects run time performance rather than storage utilization. This is because VTAM will be frequently expanding and/or contracting the pool. See [z/OS Communications Server: SNA Network Implementation Guide](#) for dynamic expansion guidelines.

xpanpt

range: $(slowpt + 1) - [(baseno - minval) - 1]$

Specifies the number of buffers that set the expansion point for this buffer pool. When the number of available buffers in the buffer pool falls to a value that is equal to or less than *xpanpt*, VTAM expands the buffer pool by the number of buffers defined by *xpanno*.

Note:

1. Specify a value for *xpanpt* so that the buffer pool is not expanded during VTAM initialization.
2. The value of *xpanpt* must be greater than the value of *slowpt*, but less than the difference between *baseno* and *minval*. *minval* is the minimum number of buffers required to open the VTAM ACB and start VTAM. The *minval* values are listed with the IBM-supplied defaults (see “[Buffer pool default values](#)” on page 527).

See [z/OS Communications Server: SNA Network Implementation Guide](#) for information and examples of dynamic buffer allocation.

xpanlim

dependencies: IOBUF pool only, *xpanno*

range: 0-2097152 Kb

Specifies the total size, in Kb, for this buffer pool including the base allocation and expansions.

VTAM transforms the value of *xpanlim* into the number of buffers represented by that limit.

Note:

1. If you code 0, or if you do not specify an *xpanlim*, buffer expansion is not limited, provided the value for *xpanno* is nonzero.
2. If *xpanlim* is less than the number of bytes in the basic buffer pool allocation, no expansion is performed.
3. The *xpanlim* value can be modified after VTAM startup by using the MODIFY BFRUSE command. See [z/OS Communications Server: SNA Operation](#) for information about this command.

When a successful expansion of the IO buffer pool brings the total size of the pool to 80 percent (or more) of the expansion limit specified, VTAM scans the IO buffer pool for sessions that are using more than 10 percent of the current size of the buffer pool. Any session using more than 10 percent of the pool receives an IST930I message. This message contains the session partner names as well as the percentage of the pool being used by the session. This happens for each expansion in which the size of the pool is 80 percent or greater of the specified expansion limit.

After VTAM has determined that a session is using more than 10 percent of the IO buffer pool, it checks whether the percentage is greater than or equal to the value specified for HOTIOTRM. If so, VTAM ends the session and any other session between the same resource pair to prevent CSA from being exhausted and possibly causing an outage.

Buffer pool default values

[Table 57 on page 528](#) shows the IBM-supplied values for the buffer pools.

Note:

1. The *bufsize* value specified is not the actual length of a buffer; VTAM adds additional storage to each buffer for buffer management. The amount of storage added is the same for all buffers except for the IOBUF buffer pool.
 - To estimate storage needs for all buffer pools except IOBUF:
 - a. Add 16 bytes to the buffer size.
 - b. Round *bufsize* up to a doubleword (multiple of 8).

- For IOBUF (no encryption specified):
 - a. Add 91 bytes to the *bufsize* value.
 - b. Round *bufsize* up to a doubleword (multiple of 8).
 - For IOBUF, if YES, 24, or 31 is specified on the ENCRYPTN start option:
 - a. Add 98 bytes to the *bufsize* value.
 - b. Round *bufsize* up to a doubleword (multiple of 8).
2. *minval* is the minimum number of buffers required to open the VTAM ACB and start VTAM. The *minval* value is a constant. You cannot change this value.
 3. The minimum value for IOBUF bufsize that will be used by VTAM is 256. If a value less than 256 is specified, then it will be over-ridden to 256 during VTAM initialization.

```
D NET,BFRUSE,BUFFER=IO
IST920I I000  BUFSIZE 331
```

or

```
D NET,BFRUSE,BUFFER=IO
IST920I I000  BUFSIZE 338
```

4. The default *baseno* values for the T1BUF and T2BUF pools are low because these buffers are large. The T1BUF and T2BUF buffers are used only with Enterprise Extender connections that use OSA or HiperSockets as the underlying data link control (DLC). If these buffers are not used in these cases, the buffer pool allocations waste storage if they are defined to be too large. If EE is being used, you typically set the pool allocations for the T1BUF and T2BUF buffers to be greater than their default values. Use IBM Health Checker for z/OS to check whether the T1BUF or T2BUF *baseno* values are greater than the default values when Enterprise Extender is not being used. You can also use IBM Health Checker for z/OS to check whether the *baseno* values are at their default values when Enterprise Extender is being used. For more details about IBM Health Checker for z/OS, see [z/OS Communications Server: IP Diagnosis Guide](#).

Table 57. IBM-supplied VTAM buffer pool values

Buffer pool name	baseno	bufsize	slowpt	xpanno	xpanpt	xpanlim	minval
APBUF	56	56	2	1	3		
BSBUF	28	260	0	1	14		
CRA4BUF	50	4080	0	10	20		
CRA8BUF	12	8176	0	6	2		
CRPLBUF	75	144	0	60	29		
IOBUF	55	256	5	1	6	0	
	**1						
LFBUF	30	120	0	1	1		
LPBUF	12	2032	0	6	2		4
SFBUF	64	112	0	1	1		5
SPBUF	21	176	0	1	1		
TIBUF	360	800	0	60	120		
T1BUF	18	1340	0	36	15		
T2BUF	8	2028	0	32	7		

Table 57. IBM-supplied VTAM buffer pool values (continued)

Buffer pool name	baseno	bufsize	slowpt	xpanno	xpanpt	xpanlim	minval
XDBUF	5	697	0	1	4		

**This value can change. The IO buffer can be different sizes. VTAM obtains the base number of buffers that actually fit on a 4K page.

Overriding buffer pool values

All buffer pool values that you specify override the previously specified values, while buffer pools that you do not code default to the IBM-supplied values.

In the following example, LPBUF values are specified in the default start option list. When VTAM is started, the system operator selects start option list ST, which contains new LPBUF values which will override the previous values. VTAM processes these values in the order shown below. For more details about processing, see [z/OS Communications Server: SNA Network Implementation Guide](#).

Overriding buffer pool example

In this example, the operator enters LIST=ST. Note that the double commas denote values that are not coded.

```
IBM default      LPBUF=(9,1344,0,,1,2)
ATCSTR00         LPBUF=(128,,1,,0,0)
ATCSTRST (LIST=ST) LPBUF=(8,,0,F,,)
```

The resultant values for LPBUF are: (8,1344,0,F,0,0).

Specifying IOBUF buffer values

If you want to maximize real storage usage, choose a buffer size (*bufsize*) that fits efficiently onto a page. The following calculations can be made to determine an optimum value for your environment. When selecting a value, you need to know the average PIU size to have a starting point for *bufsize*.

Note: For type 2 local SNA devices, the actual data size is 16 bytes less than BUFSIZE.

To calculate how many buffers fit on a page (no encryption specified):

1. Determine the *bufsize* value.
2. Add 91 bytes to the specified *bufsize* value.
3. Round the sum up to a doubleword boundary.
4. Divide 4096 by the value.
5. The quotient indicates the number of buffers that can fit on 1 page (for the given *bufsize* value).

The remainder indicates the number of bytes that are not used on each page. However, these unused bytes are taken into consideration for the *xpanlim* value that you specify. Keep this number as low as possible.

If the encryption start option is specified (ENCRYPTN = YES, 24, or 31), add 98 to the *bufsize* value instead of 91.

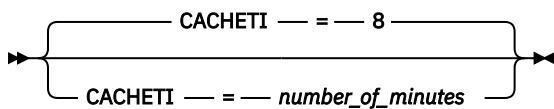
Table 58 on page 530 reflects the IOBUF formula and can be used when coding *bufsize*. For greatest efficiency, choose the high number in the range, because the higher number has a smaller remainder.

Note: The minimum *bufsize* used by VTAM is 256. If a *bufsize* of less than 256 is specified, VTAM overrides the value with a value of 256 and displays no message indicating this has occurred. D NET,BFRUSE,BUFFER=IO will, however, show the resulting change.

Table 58. IOBUF buffer size and number of buffers per page

Number of buffers per page	Range of buffer sizes for MVS (with 4k paging)	Range of buffer sizes for MVS using data encryption facility (with 4k paging)
1	1958–3992	1951–3992
2	1270–1957	1263–1950
3	934–1269	927–1262
4	726–933	719–926
5	590–725	583–718
6	494–589	487–582
7	422–493	415–486
8	358–421	351–414
9	318–357	311–350
10	278–317	270–310
11	256–277	256–270

CACHETI start option

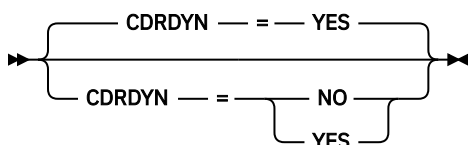


range: 0–1440 minutes

Specifies the minimum number of minutes that procedure-correlation identifiers (PCIDs) are cached after VTAM processes a network search request. Cached PCIDs are used to recognize previously processed search requests, thereby preventing duplicate processing.

Note that if you set the CACHETI value too low, duplicate searching can result. Conversely, if you set the value too high, storage use can increase because of VTAM retaining the control blocks used to save the PCIDs.

CDRDYN start option



Specifies whether the *host* is authorized to dynamically define CDRSC representations of cross-domain, cross-network, or APPN resources when a session request is received from or sent to an adjacent SSCP or CP.

You can change the value of CDRDYN with the MODIFY VTAMOPTS command while VTAM is running.

Note:

1. For information specific to cross-domain sessions, see “CDRDYN” on page 134.
2. The CDRDYN start option applies only to the host CDRM. The CDRDYN start option value, or a MODIFY VTAMOPTS value, overrides only the CDRDYN value on the *hosts'* CDRM definition statement.
3. Using the CDRDYN start option instead of the CDRDYN operand allows greater flexibility with the DYNLU start option.

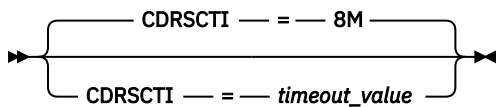
CDRDYN=NO

Causes the failure of any cross-domain, cross-network, or APPN session request for a cross-domain, cross-network, or APPN resource that has no predefined CDRSC entry.

CDRDYN=YES

Authorizes dynamic definition of cross-domain, cross-network, or APPN resources by this host, eliminating the need to predefine certain CDRSCs. Both origin logical units and destination logical units can be dynamically defined.

CDRSCTI start option



dependencies:

applies only to dynamic CDRSCs

range:

1 second–7 days

Specifies the minimum amount of time for which the system retains a dynamically defined cross-domain resource after the last session with the resource has been terminated.

There are several considerations when specifying a value for CDRSCTI for an interchange node. See [z/OS Communications Server: SNA Network Implementation Guide](#) for details.

For a description of the retention time for APPN resources, see “DIRTIME start option” on page 543.

timeout_value can be specified in the following notation, where *n* is an integer:

n or nS

Specifies the number of seconds a resource is retained

nM

Specifies the number of minutes a resource is retained

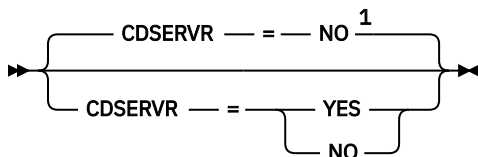
nH

Specifies the number of hours a resource is retained

nD

Specifies the number of days a resource is retained

CDSERVER start option



Notes:

¹ CDSERVER is meaningful only if the NODETYPE=NN start option is also used.

Specifies whether this network node is a central directory server.

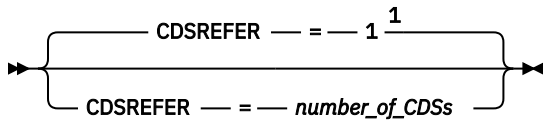
CDSERVER=NO

Specifies that this network node is not a central directory server.

CDSERVER=YES

Specifies that this network node is a central directory server.

CDSREFER start option



Notes:

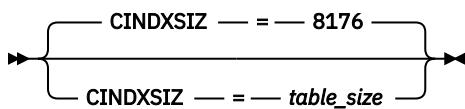
¹ CDSREFER is meaningful only if the NODETYPE=NN and CDSERVER=NO start options are also used.

range: 0–65535

Specifies how many of the nearest central directory servers (CDS) are used for Locate searches and central resource registration. "Nearest" refers to the least-weight CP-CP session paths to a CDS. If CDSREFER=0, then all CDSs in the network are used.

You can change the value of CDSREFER with the MODIFY VTAMOPTS command while VTAM is running.

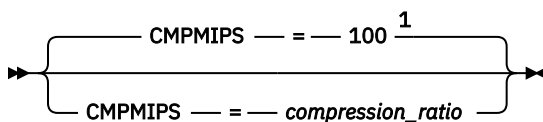
CINDXSIZ start option



range: 28–16777199 bytes

Specifies the maximum size of the ISTDIT and ISTCONVT index tables.

CMPMIPS start option



Notes:

¹ The CMPMIPS start option is meaningful only if the value for CMPVTAM is greater than 1.

range: 0–100

Used by VTAM to determine the amount of time the adaptive compression tables are in adaptive mode versus being static:

- When an adaptive data compression table is in adaptive mode, CMPMIPS is used to determine the amount of time the compression table remains in adaptive mode before becoming static. When a compression table is static, no new entries are made to the table.
- When an adaptive data compression table is static, CMPMIPS is used to calculate the lowest compression efficiency rate that a session must maintain to keep the compression tables static.

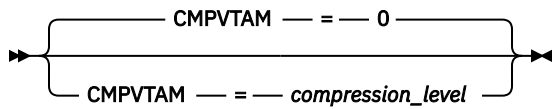
The higher the value specified, the greater the amount of time spent in adaptive mode. The lower the value, the sooner a compression table becomes static.

You can change the value of CMPMIPS with the MODIFY VTAMOPTS command while VTAM is running.

Note:

1. Adaptive mode uses CPU cycles; a static table does not use CPU cycles. However, when a table is static, compression efficiency decreases.
2. If CMPMIPS=0, no compression processing is performed.
3. If CMPMIPS=100, adaptive mode compression is continuous and the compression table is never static.
4. CMPMIPS=50 provides the most effective beginning balance between compression efficiency and CPU usage.

CMPVTAM start option



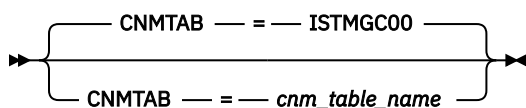
range: 0–4

Specifies the maximum compression level allowed for sessions involving the host's application programs. Specify one of the following values for *compression_level*:

- 0** No compression
- 1** Run-length encoding (RLE)
- 2** Small adaptive compression table
- 3** Medium adaptive compression table
- 4** Large adaptive compression table

You can change the value of CMPVTAM with the MODIFY VTAMOPTS command while VTAM is running.

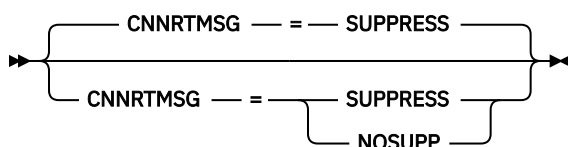
CNMTAB start option



Specifies the name of the communication network management (CNM) routing table to be used by this VTAM to route unsolicited request units for further processing. The value specified for *cnm_table_name* is the 1–8 character name of a user-defined CNM routing table.

For more information about coding a user-defined CNM routing table, see [z/OS Communications Server: SNA Customization](#).

CNNRTMSG start option



Specifies whether VTAM is to suppress messages when an optimal CNN route exists and is not chosen during session activation. A CNN route that is not optimal is one in which the CNN entry TG subarea and

the CNN exit TG subarea chosen do not match and another active TG is found to the adjacent network node that has the same TG characteristics as the CNN entry TG chosen and the same subarea as the CNN exit TG subarea.

You can change the value of CNNRTMSG with the MODIFY VTAMOPTS command while VTAM is running.

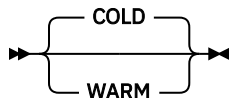
CNNRTMSG=SUPPRESS

Specifies that VTAM suppress CNN routing messages. This value can be abbreviated as SUPP.

CNNRTMSG=NOSUPP

Specifies that VTAM does not suppress CNN routing messages. This value can be abbreviated as NOSUP.

COLD and WARM start option



Defines the status to which the VTAM configuration restart facility restores each major node identified by the CONFIG start option when VTAM was last executing.

COLD

Instructs VTAM to restore each major node to its initial status as defined by the user. VTAM issues the equivalent of:

```
VARY NET,ACT,ID=major_node_name,SCOPE=U
```

for each major node identified by the CONFIG start option.

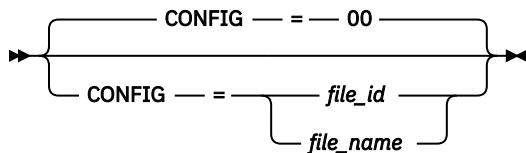
WARM

Instructs VTAM to restore the major node to its status prior to VTAM's last termination. VTAM issues the equivalent of:

```
VARY NET,ACT,ID=major_node_name,WARM
```

for each major node identified by the CONFIG start option.

CONFIG start option



Contains a list of definition members in the VTAM definition library that are to be activated when VTAM is started. For more information on configuration lists, see [z/OS Communications Server: SNA Network Implementation Guide](#).

CONFIG=00

Files a user-defined configuration list under the name ATCCON00.

VTAM always uses this predefined list unless a system operator uses the CONFIG option to select another list, or another list of start options specifies a different CONFIG start option. If a default configuration list does not exist when VTAM is started, an error message is sent to the system or domain operator. VTAM initialization continues without the configuration list.

Note: The configuration list named by CONFIG replaces the default configuration list. This differs from start option list processing where LIST, if coded, is merged with the 00 list.

CONFIG=file_id

Provides 1–2 alphanumeric characters that specify the file (or member) in the VTAM definition library that contains a list of major nodes that are activated when VTAM is started.

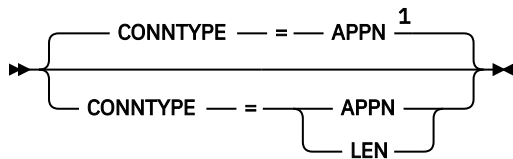
File the list of major nodes under the name ATCCONxx.

CONFIG=file_name

The 3–8 character file name of the configuration restart VSAM file. The file name must have been coded in the NODELST option during VTAM's execution prior to the failure or termination of VTAM.

This file contains a list of the major nodes that were active and a list of the dynamic reconfiguration data set (DRDS) files and sets of PATH statements that were in effect at the time of failure or termination of VTAM.

Include a DD statement using this data definition name in the VTAM start procedure.

CONNTYPE start option

Notes:

¹ CONNTYPE is meaningful only if the NODETYPE start option is also used.

Specifies for an APPN PU (type 2.1) whether a connection from it is established as a LEN connection or attempted as an APPN connection. CONNTYPE applies to end nodes and network nodes.

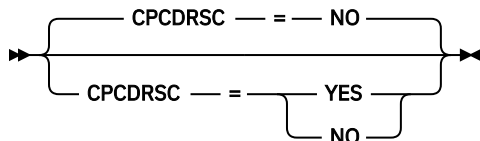
You can change the value of CONNTYPE with the MODIFY VTAMOPTS command while VTAM is running.

CONNTYPE=APPN

Specifies that the connection is attempted as an APPN connection. When you code CONNTYPE=APPN, XID rules for parallel TGs are enforced. So, if you have PUs with duplicate CPNAMEs, you should make them unique before this node becomes an APPN node.

CONNTYPE=LEN

Specifies that the connection is established as a LEN connection. CONNTYPE=LEN specifies that this connection does not support CP-CP sessions and CP name change, and that VTAM does not check for duplicate CPNAMEs.

CPCDRSC start option

Specifies whether VTAM allows applications or LUs to initiate and establish sessions to a dynamic LEN CP ILU. A dynamic LEN CP ILU is an ILU with a resource name that is the same as its adjacent link station CPNAME.

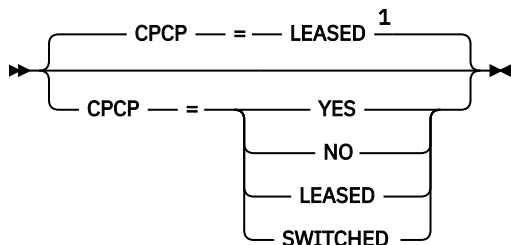
CPCDRSC=NO

Specifies that VTAM does not allow applications or LUs to initiate and establish sessions with dynamic LEN CP ILUs. However, the LEN CP ILU can initiate and establish the session successfully.

CPCDRSC=YES

Specifies that VTAM allows applications and LUs to initiate and establish sessions with a dynamic LEN CP ILU.

CPCP start option



Notes:

¹ CPCP is meaningful only if the NODETYPE start option is also used.

Specifies whether an APPN node supports CP-CP sessions with an adjacent node.

You can change the value of CPCP with the MODIFY VTAMOPTS command while VTAM is running.

Rule: When the CPCP start option is changed with the MODIFY VTAMOPTS command, model major nodes need to be cycled to pick up the new value.

CPCP=YES

Specifies that CP-CP sessions on all connections are supported.

CPCP=NO

Specifies that CP-CP sessions are not supported for any connection, leased or switched.

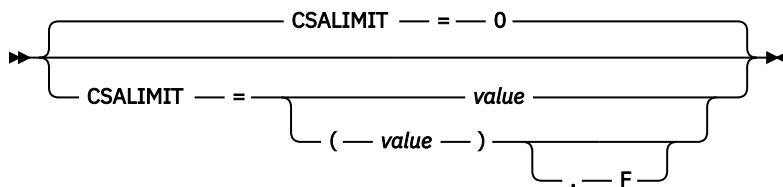
CPCP=LEASED

Specifies that CP-CP connections are supported for leased connections, but not supported for switched connections.

CPCP=SWITCHED

Specifies that CP-CP sessions are supported for switched connections, but not supported for leased connections.

CSALIMIT start option



range: 0–2048M (2 gigabytes)

Specifies the maximum amount of common service area (CSA) that can be used by VTAM. This can be expressed as a number followed by a K (which represents 1024 bytes), or a number followed by an M (which represents 1048576 bytes). If you do not code M or K, K is assumed.

You can change the value of CSALIMIT with the MODIFY VTAMOPTS command or the MODIFY CSALIMIT command while VTAM is running. The F operand of this command allows you to force the value specified to be used as the CSA usage limit even though VTAM is currently using more CSA. If the operator forces a lower limit to take effect, the operator is prevented from using VTAM commands until the CSA usage falls below the specified limit, because CSA storage is needed to process all VTAM operator commands except HALT CANCEL. If the CSA usage does not fall below the specified CSA limit, VTAM must be canceled and restarted with a more appropriate CSALIMIT value specified.

Note:

1. If the number you code is greater than the system CSA limit (all of CSA + ECSA defined in the system) CSALIMIT is set to 90% of the system CSA limit (which is the default). If the value specified is less

than 25 MB and the ,F modifier is used on the command, a message will be issued. See the DISPLAY BFRUSE command in *z/OS Communications Server: SNA Operation* for information about displaying the current CSALIMIT setting, VTAM CSA usage, system CSA limit, and available system CSA storage.

2. If CSALIMIT is specified (but without the ,F modifier) and VTAM CSA usage reaches this specified CSALIMIT value with 25% or more of system CSA storage remaining available for use, a warning message will be issued. VTAM will continue to execute until only 25% of CSA storage remains available for use. If you wish to prevent VTAM from using additional CSA beyond the specified CSALIMIT value, issue a MODIFY CSALIMIT or MODIFY VTAMOPTS,CSALIMIT command with the CSALIMIT value that you want and the ,F operand specified.
3. If the CSA limit you code is reached and CSALIMIT=(value,F) was specified, errors are likely to occur. If LPBUF cannot be expanded, VTAM could enter an interlock condition. Therefore, if you code CSALIMIT, define LPBUF so that it does not have to expand. Other possible consequences are lost messages or failures when sessions are initiated or terminated.
4. Specifying CSALIMIT does not affect the storage used by the communications storage manager (CSM).

CSALIMIT=0

Specifies that the maximum amount of CSA storage to be used by VTAM is 90% of the system CSA limit. See *z/OS Communications Server: SNA Operation*, DISPLAY BFRUSE, to find out what the system CSA limit is for your system.

CSALIMIT=value

Specifies the maximum amount of CSA storage to be used by VTAM. *value* can be specified in any of the following forms:

nK

n is the number of 1024-byte increments that is the maximum amount of CSA that can be used by VTAM. The value of *n* is rounded up to the next multiple of 4.

qM

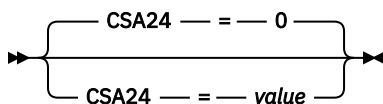
q is the number of 1-megabyte increments that is the maximum amount of CSA that can be used by VTAM.

CSALIMIT=(value,F)

Forces the specified value, *n*, *nK*, or *qM*, to be used as the absolute CSA usage limit. If VTAM's CSA usage reaches this CSALIMIT value, all subsequent CSA requests by VTAM components are rejected until the current CSA value falls below the CSALIMIT value. If sufficient LFBUF storage is available, a modify CSALIMIT command can be used to increase the CSALIMIT value.

If the ,F is not specified, VTAM may use CSA until only 25% of system CSA storage remains available for use. If the ,F is specified, VTAM will not use more CSA than the CSALIMIT specified.

CSA24 start option



range:

0–16M

Specifies the maximum amount of 24-bit addressable common service area (CSA) that can be used by VTAM. This can be expressed as a number followed by a K (which represents 1024 bytes), or a number followed by an M (which represents 1048576 bytes). If you do not code M or K, K is assumed.

If VTAM does not explicitly request the storage location that you want and the operating system returns CSA addressable storage below the 16 MB line (24-bit addressable storage), the CSA24 limitations do not apply.

You can change the value of CSA24 with the MODIFY VTAMOPTS command or the MODIFY CSALIMIT command while VTAM is running. The F operand of these commands allows you to force the value specified to be used as the CSA usage limit.

CSA24=0

Specifies that no limit is enforced on the amount of 24-bit addressable CSA used by VTAM.

CSA24=value

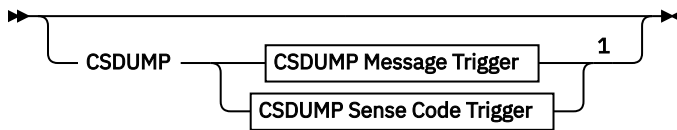
Specifies the maximum amount of CSA storage to be used by VTAM. *value* can be specified in any of the following forms:

nK

n is the number of 1024-byte increments that is the maximum amount of 24-bit addressable CSA that can be used by VTAM. The value of *n* is rounded up to the next multiple of 4.

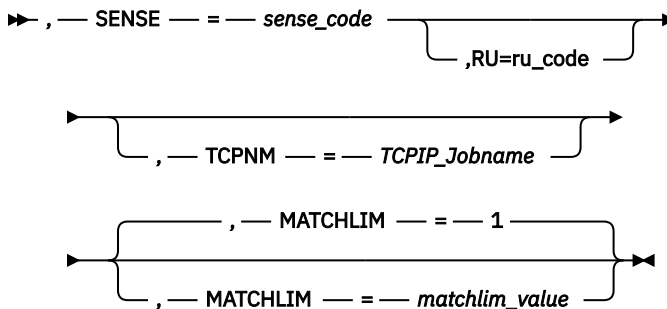
qM

q is the number of 1 MB increments that is the maximum amount of 24-bit addressable CSA that can be used by VTAM.

CSDUMP start option

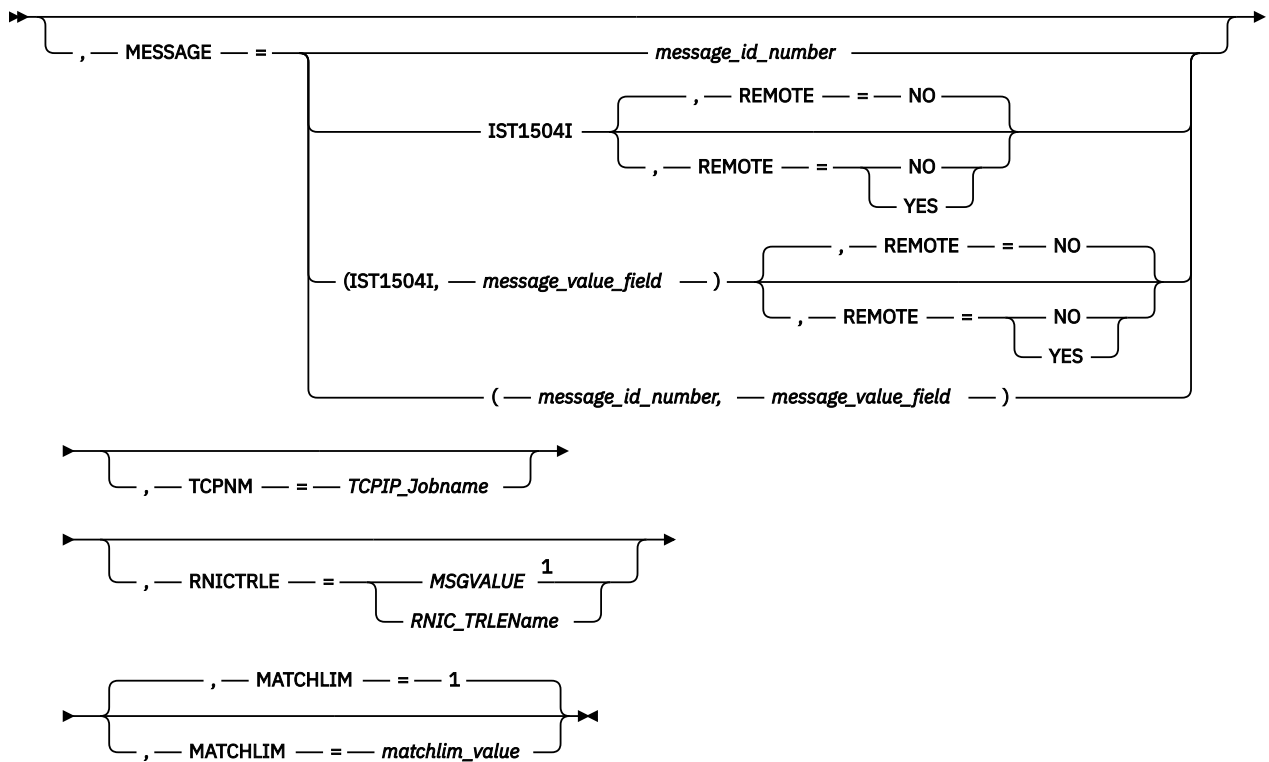
Notes:

¹ Specify the CSDUMP start option twice to set both message and sense code triggers.

CSDUMP sense code trigger**Rules:**

1. When an error message is received on any parameter of the CSDUMP start option, the remaining parameters for this CSDUMP start option are ignored. You are required to re-enter the complete CSDUMP start option.
2. When the same parameter is entered multiple times on a CSDUMP sense code trigger, only the last occurrence is accepted.

CSDUMP message trigger



Notes:

¹ MSGVALUE is valid only when the MESSAGE operand is used, and MESSAGE specifies either message IST2391I, IST2406I or IST2419I.

Rules:

- When an error message is received on any parameter of the CSDUMP start option, the remaining parameters for this CSDUMP start option are ignored. You are required to re-enter the complete CSDUMP start option.
- When the same parameter is entered multiple times on a CSDUMP message trigger, only the last occurrence is accepted.

You can use the CSDUMP start option to set up a trigger that invokes a dump of the current address space when a particular sense code or message is issued. You can set only one sense code and one message trigger simultaneously; you cannot set two different message or sense code triggers at the same time. You can change a message trigger or a sense code trigger using the MODIFY CSDUMP command.

Either the MESSAGE operand or the SENSE operand must be specified after the CSDUMP start option or the CSDUMP start option is invalid.

Note: When the VITCTRL start option has a setting of FULL, the following conditions apply:

- When activating a CSDUMP trigger, the VIT option set STDPTS is enabled.
- The MSG VIT option cannot be disabled when a CSDUMP trigger is active.

MATCHLIM=matchlim_value

Specifies that the CSDUMP trigger is to be disabled after the *matchlim_value* value matches the value specified on the message trigger. The *matchlim_value* value is an integer in the range 1-255. The default is 1.

MESSAGE=message_id_number

Specifies the ID number of the message that triggers a dump. Message numbers must be in the format ISTxxxI, ISTxxxI, ISTxxxI, ISTxxxI, or IVTxxxI.

Rule: If the start option MSGLEVEL=BASE is specified, or if MSGLVL=BASE is specified in a USS operator message table, then the message displayed on the console is the pre-version 4 VTAM

message. If you specify CSDUMP with a message trigger, the message ID number is checked before it is swapped to the base *message_id_number* value. Therefore, the *message_id_number* value used with the CSDUMP command must be the version 4 VTAM message number for CSDUMP to match the *message_id_number* value and take the dump. See [z/OS Communications Server: SNA Messages](#) for a list of the base messages and their corresponding version 4 VTAM numbers.

MESSAGE=(*message_id_number,message_value_field,...*)

Specifies the message variable text that can be used to trigger a dump. Instead of just matching a message number, this field causes the trigger to be more specific. If variable text is specified, then a dump is taken only when the message and variable text match. If a variable text field is blank, then it is considered to be a wildcard. See [z/OS Communications Server: SNA Messages](#) for more information about message text for VTAM operator messages.

Rules:

1. Use an underscore as a substitute for a space in the message text fields that contain variable values. You do not need to pad the end of the variable to fill out the text field; however, in a few rare cases messages can contain text fields (mostly numbers) in which the variable is right justified and does not completely fill the variable length. In these cases, when you are specifying the CSDUMP operand, the *message_value_field* value must be padded to the left with underscores. For example, the first variable in the IST1461I message is a 3-byte field which is right justified. If a 2-byte number is displayed, an underscore must precede the number in the command in order for the dump command to function correctly. See the following example:

```
CSDUMP,MESSAGE=(IST1461I, _21)
```

2. Each message has a fixed number of *message_value_field* values. Each *message_value_field* value has a maximum length.
3. The specified number of *message_value_field* values must be less than or equal to the number of *message_value_field* values in the specified message.
4. The specified length of the *message_value_field* value must be less than or equal to the maximum length of the specified *message_value_field* value.

Leading *message_value_field* values can be skipped using a comma (,) for each *message_value_field* value. The trailing *message_value_field* values are not required.

See [z/OS Communications Server: SNA Messages](#) to determine the number of message value fields and their maximum lengths.

REMOTE

Specifies whether to request a dump of the remote VTAM when an XCF link connecting the two VTAMs becomes inoperative. You can specify this operand only when you specify MESSAGE=IST1504I.

REMOTE=NO

A dump of the remote VTAM is not requested when an XCF link becomes inoperative. This is the default behavior.

REMOTE=YES

A dump of the remote VTAM is requested when an XCF link becomes inoperative. The remote VTAM must be z/OS V1R9 or later for the dump to be taken.

RNICTRLE

Specifies that a diagnostic dump of a *RoCE* feature needs to be taken under certain conditions. The RNICTRLE operand can be used only with the MESSAGE trigger.

RNICTRLE=MSGVALUE

MSGVALUE is valid only when the MESSAGE operand is used, and MESSAGE specifies either message IST2391I, IST2406I or IST2419I. Specifying the MSGVALUE keyword allows VTAM to collect diagnostic dump information for the *RoCE* feature identified in these messages.

RNICTRLE=RNIC_TRLEName

The format of *RNIC_TRLEName* must be IUTyxxxx, where xxxx is the Peripheral Component Interconnect Express (PCIe) function ID (PFID) that identifies the *RoCE* feature, and y is the port number used on the *RoCE* interface. The value of y can be 1 or 2.

Usage

The *RoCE* diagnostic dump is taken in addition to any other dumps that CSDUMP produces. After the *RoCE* diagnostic dump is produced, recovery of the *RoCE* feature is attempted.

Notes: No *RoCE* diagnostic dump is taken in either of the following cases:

- The TRLE is not active when CSDUMP produces the dump.
- A specific TRLE value is coded for RNICTRLE but the TRLE is not an RDMA over Converged Ethernet (RoCE) TRLE.

Rules:

- When the *RoCE* operates in a dedicated RoCE environment, the diagnostic dump deactivates the 10 GbE RoCE Express feature, and causes an inoperative condition for all users.
- When RNICTRLE represents a RoCE Express2 feature, a RoCE Express3 feature, or when the 10 GbE RoCE Express feature operates in a shared RoCE environment, the diagnostic dump only affects the TCP/IP stack that configured the PFID value included in the value of RNIC_TRLEName. Other TCP/IP stacks that use the same feature are not affected.

Guideline: Ensure that multiple *RoCE* interfaces are active with the same physical network ID to avoid loss of connections during a CSDUMP operation. For more information, see [SMC-R high availability considerations in z/OS Communications Server: IP Configuration Guide](#).

RU=ru_code

Specifies the response unit code that contains the sense code specified. The RU operand can be used only with the SENSE operand. If the RU operand is specified, then the dump is triggered only if the RU and SENSE codes occur together. The RU code must be 2, 4, or 6 characters in length.

See [z/OS Communications Server: SNA Data Areas Volume 1](#) for valid RU codes or see SNA Formats.

SENSE=sense_code

Specifies the sense code that will trigger a dump. This value must be 8 characters in length.

See [z/OS Communications Server: IP and SNA Codes](#) for valid sense codes.

TCPNM=TCPIP_Jobname

Specifies that a dump of the TCPIP job should be taken when the corresponding sense or message trigger occurs. The current address space is also specified. The *TCPIP_Jobname* value must be 1-8 characters in length

Examples:

- Set the message trigger to take the dump:

```
CSDUMP,MESSAGE=IST1386I
```

- Set the message trigger to take the dump of the current address space and the dump of the TCPIP job:

```
CSDUMP,MESSAGE=IST1386I,TCPNM=TCPCS
```

- Set the message trigger with the message and first *message_value_field* value to take the dump:

```
CSDUMP,MESSAGE=(IST169I,react)
```

- Set the message trigger with the message and first two *message_value_field* values to take the dump:

```
CSDUMP,MESSAGE=(IST169I,react,pua)
```

- Set the message trigger with the message and first and fifth *message_value_field* values to take the dump:

```
CSDUMP,MESSAGE=(IST252I,ict,, ,pua)
```

- Set the sense code trigger to take a dump of the current address space:

```
CSDUMP,SENSE=08090000
```

- Set the message trigger and the sense trigger to take a dump:

```
CSDUMP,MESSAGE=(IST169I,react,pua),  
CSDUMP,SENSE=08090000
```

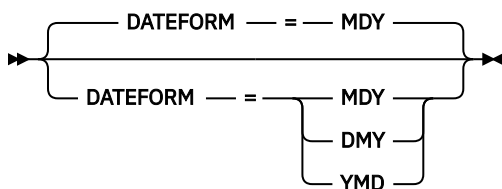
- Set the sense code to take a dump of the current address space and a dump of the TCPIP job:

```
CSDUMP,SENSE=08090000,RU=818641,TCPNM=TCPCS
```

- Set the message trigger with the message and remote option to take a dump of the current address space and the remote VTAM connected through an XCF link to another VTAM:

```
CSDUMP,MESSAGE=IST1504I,REMOTE=YES
```

DATEFORM start option



Specifies the format of the start date for an automatic scheduled IPL.

Note: DATEFORM or DATEFRM is allowed.

If the year is omitted, the current year is used. The MODIFY LOAD command is rejected if the value entered for the date is any of the following conditions:

- Not valid
- Greater than 90 days from the current date or time
- Prior to current date or time

Note: You will encounter a MOSS clock problem if you set the IPL to occur after 15 days. For MOSS clock accuracy, the IPL should be less than or equal to 15 days. Otherwise, you can set the IPL up to 90 days in advance.

DATEFORM=DMY

Represents the date format DD/MM/YY. The valid delimiters are a slash (/) or a period (.).

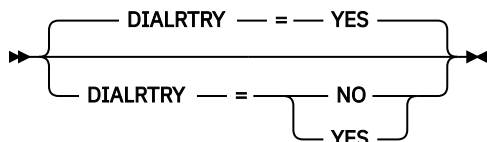
DATEFORM=MDY

Represents the date format MM/DD/YY. The valid delimiters are a slash (/) or a dash (-).

DATEFORM=YMD

Represents the date format YY/MM/DD. The valid delimiters are a slash (/), a period (.), or dash (-).

DIALRTRY start option



Specifies whether VTAM should continue searching for a switched resource after a dial-out failure. Searching should be allowed to continue if the switched resource is also defined (an possibly already active) on another VTAM. Searching should not be allowed to continue if the switched resource is defined only on this VTAM. You can change the value of DIALRTRY with the MODIFY VTAMOPTS command while VTAM is running.

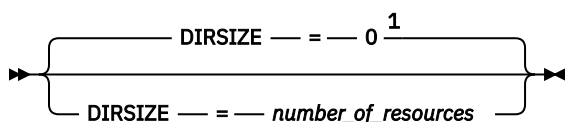
DIALRTRY=NO

Specifies that VTAM should not continue searching for a switched resource after a dial-out failure.

DIALRTRY=YES

Specifies that VTAM should continue searching for a switched resource after a dial-out failure.

DIRSIZE start option



Notes:

¹ DIRSIZE is meaningful only if the NODETYPE=NN start option is also used.

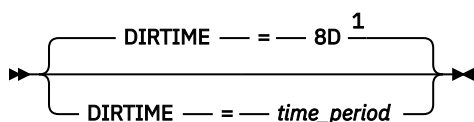
range: 0, or 1000–2147483647

Specifies the maximum number of dynamic APPN resources that VTAM stores in the directory services database. Once the number specified is reached, storage from the oldest dynamic resources is freed and reused.

0 specifies that no limit is enforced for the number of dynamic APPN resources.

You can change the value of DIRSIZE with the MODIFY VTAMOPTS command while VTAM is running.

DIRTIME start option



Notes:

¹ DIRTIME is meaningful only if the NODETYPE=NN start option is also used.

dependencies: applies only to APPN resources

range: 25 hours–2 years (730D)

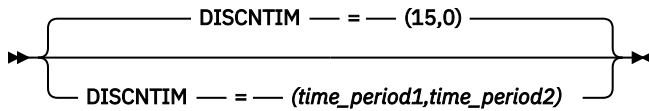
Specifies the amount of time that a dynamic APPN resource can remain unused in the directory services database before VTAM deletes it. Dynamic resources older than the time specified are deleted.

You can specify the time in seconds (S), hours (H), or days (D).

DIRTIME is valid only when NODETYPE=NN, and applies only to dynamic APPN resources. See [“CDRSCTI start option” on page 531](#) for a description of the retention time for subarea resources.

You can change the value of DIRTIME with the MODIFY VTAMOPTS command while VTAM is running.

DISCNTIM start option



time_period1: 5–65535 seconds or IMMED

time_period2: 0–255 seconds

Specifies the amount of time VTAM delays deactivation of an SSCP-PU session when there are no LU-LU session requests.

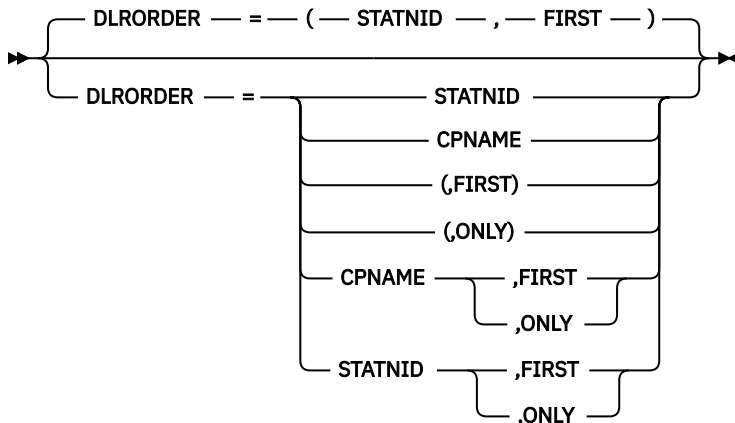
For Subarea and Non-HPR APPN Sessions: DISCNTIM is valid only for PU types 2 and 2.1 that have DISCNT=DELAY specified on the PU definition statement.

time_period1 specifies the amount of time VTAM delays deactivation of an SSCP-PU session after all LU-LU sessions terminate. IMMED specifies the SSCP-PU session will be terminated immediately when the last LU-LU session terminates.

time_period2 specifies the amount of time after establishment of an SSCP-PU session, VTAM delays deactivation of the session if no LU-LU sessions have been established. When 0 is specified, VTAM will not deactivate the line if no LU-LU session is established after the line is connected.

You can change the value of DISCNTIM with the MODIFY VTAMOPTS command while VTAM is running.

DLRORDER start option



Specifies the way VTAM locates a DLUR PU when the connection is initiated by the DLUR. If you do not code DLRORDER, VTAM searches for a DLUR PU by the station identifier (IDBLK and IDNUM operands on the PU definition statement for the switched major nodes) first. If VTAM does not find the PU by the station identifier (STATNID), it searches for the DLUR PU by CPNAME since the second parameter defaults to FIRST.

If the second parameter is defined as ONLY, the search using CPNAME will not be done. If the PU is not found using STATNID, and dynamic PUs are allowed, a dynamic PU will be created and connection processing will continue. If dynamic PUs are not allowed, the PU connection processing will fail.

You can change the value of DLRORDER with the MODIFY VTAMOPTS command while VTAM is running.

Tip: Some DLURs have the capability of sending the PU name to the DLUS. In this case, the DLUS VTAM tries to find the PU by name before looking for the PU by CPNAME or station ID, and the DLRORDER setting is ignored. Refer to the DLUR implementation procedures to see if this function is supported.

DLRORDER=(value_1,value_2)

value_1=CPNAME

Specifies that VTAM searches for a DLUR PU by the CPNAME.

value_1=STATNID

Specifies that VTAM searches for a DLUR PU by the station identifier (default).

value_2=FIRST

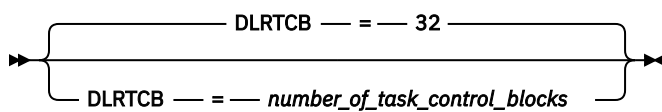
If a switched PU is not found using the value specified by *value_1*, the alternate value of *value_1* will be used to search for a switched PU.

value_2=ONLY

If a switched PU is not found using the value specified by *value_1*, a search using the alternate value of *value_1* will not be performed.

Note: For regular (non-DLUR) switched PUs, see the SWNORDER start option.

DLRTCB start option



range: 1–32767

Specifies the largest number of task control blocks (TCBs) used by VTAM for the following functions:

- Dump-Load-Restart
- File I/O services
- Cryptographic services
- Configuration checkpoint services
- WTOR message services

If you code 0, VTAM uses the default value of 32.

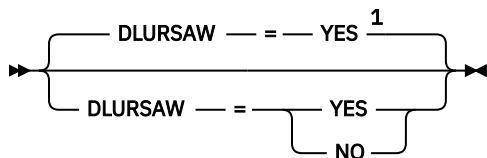
The DLRTCB start option is closely related to the MAXHNRES start option. The MAXHNRES start option controls the number of subtasks that VTAM allows for Enterprise Extender host name resolution requests. The MAXHNRES start option value is internally added to the value of the DLRTCB start option value, but the value cannot exceed the DLRTCB upper limit.

Restriction: The DLRTCB and MAXHNRES start options cause control blocks to be built below the 16-megabyte line. Therefore, the availability of storage might limit the value that you can code, and conversely, the value that you code might impact the availability of the storage. Also, if several dump-load-restart subtasks are active at the same time, the value that you code for this start option might affect performance. A value that is too low can cause VTAM initialization to stall or suspend a session initiation for a function that requires a TCB until a TCB becomes available

Results:

- If VTAM is initialized as an APPN network node (NODETYPE=NN) and you specify a value less than 5 for the DLRTCB start option, then the value for DLRTCB is set to 5. Two TCBs are needed to process APPN directory services data sets and topology and routing services data sets, and at least three TCBs are needed for other dump-load-restart functions. If VTAM is initialized as a pure subarea node (NODETYPE start option not specified) and you specify a value less than 3 for the DLRTCB start option, then the value for DLRTCB is set to 3.
- No more than 2 TCBs will be used for cryptographic processing.
- Issuing a D NET, VTAMOPTS command displays the specified DLRTCB value; it does not display the combined DLRTCB and MAXHNRES value.

DLURSAW start option



Notes:

¹ DLURSAW is meaningful only if the NODETYPE=NN start option is also used.

Specifies whether there will be an NLDM application started that needs to receive information about any RTP path switches involving a DLUR that is the end point of an RTP pipe. This process is to update the NLDM of RSCV updates when the DLUR's pipe is path switched. The endpoint of the HPR pipe that path switched, is not this VTAM. By default this capability will be enabled in the host. Whether path switch updates are actually received by NLDM also depends on the capability and configuration of the DLUR.

Note: If SAVERSCV=NO is coded, then the session RSCV portion of the DLUR session awareness data is freed when the session is active. Thus, if NLDM is not active at the time, the session RSCV is not available at NLDM warm start. Conversely, if SAVERSCV=YES is specified, then the session RSCV is saved for NLDM warm start, at a cost of increased z/OS storage utilization. SAVERSCV has no influence on z/OS saving the HPR session awareness data that the DLUR supplied. It is maintained as long as a single dependent LU has a session that had been reported as being associated with that HPR pipe.

DLURSAW=NO

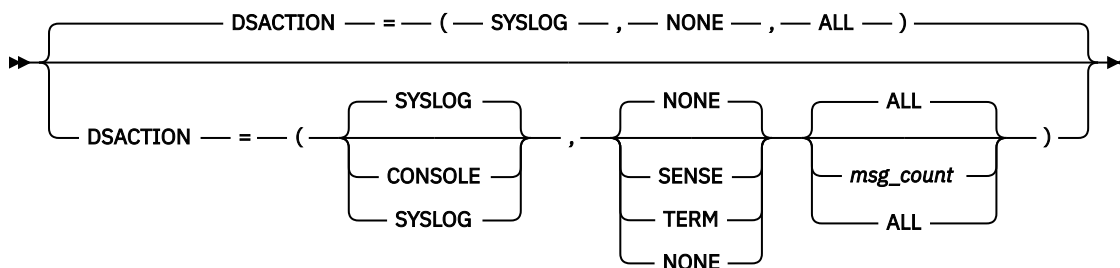
Specifies that DLUS/R function will not report the RSCV updates to NLDM when the DLUR's pipe is path switched.

Note: This could result in NLDM not getting RSCV updates and the DISPLAY SESSIONS PATHINFO=YES display would be incomplete.

DLURSAW=YES

Specifies that DLUS/R function will report the RSCV updates to NLDM when the DLUR's pipe is path switched, if the DLUR is capable of reporting this information and is configured to do so.

DSACTION start option



range (for the DSACTION=msg_count parameter): 10-100

Specifies the action to be taken when a 3270 protocol violation is detected for this PLU application. If DSACTION is specified on the APPL statement, the DSACTION value overrides the DSACTION start option for this application.

You can modify the DSACTION value by using the MODIFY VTAMOPTS command while VTAM is running. The modification affects only sessions that are established after the modification is complete.

The first parameter specifies the reporting level:

DSACTION=SYSLOG

Specifies that the IST2424I message group will be written to the syslog, but just a single message (IST2424I) will be written to the console. This is the default value.

DSACTION=CONSOLE

Specifies that the IST2424I message group will be written to both the syslog and the console.

The second parameter specifies the intervention level:

DSACTION=NONE

Specifies that only the reporting level action is taken. This is the default value.

DSACTION=SENSE

Specifies that the reporting level action is taken and a sense code is sent to the PLU application.

DSACTION=TERM

Specifies that the reporting level action is taken and the session is terminated.

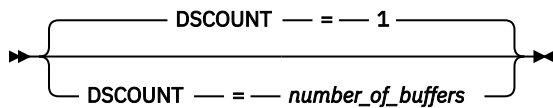
The third parameter specifies the message reduction and summarization threshold:

DSACTION=ALL

Specifies that all 3270 Intrusion Detection Services (IDS) monitoring messages will be written. This is the default value.

DSACTION=msg_count

Specifies the number of 3270 IDS messages within a 60 second interval that triggers VTAM's error message reduction and summarization function. This function limits the number of IST2424I message groups that can be issued during a 60 second interval. At the end of the time interval, a summary of the 3270 IDS events is written.

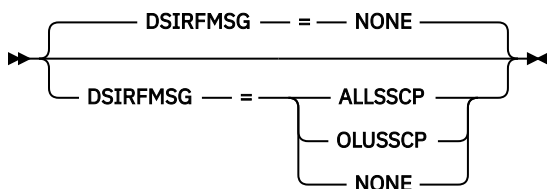
DSCOUNT start option

range:

0-15

Specifies the number of output PIU chains to be saved as historical data for the session. If a 3270 protocol violation is detected, these PIU chains will be written to GTF trace for later problem determination. The larger the number of saved chains, the better the chances of isolating the specific cause of the reported violation, but at the cost of higher memory utilization. These buffers are stored in 64-bit memory.

Modify the DSCOUNT value by using the MODIFY VTAMOPTS command while VTAM is running. The modification affects only sessions that are established after the modification is complete.

DSIRFMSG start option

Controls the display of IST663I, IST664I, and IST889I messages when searches that might not result in a session being established fail to locate the target resource. The FSIRFMSG and RSIRFMSG start options can be used in conjunction with DSIRFMSG to generate additional messages as part of this message group.

- The FSIRFMSG option controls whether the IST1704I, IST1705I, IST894I, and IST895I messages are displayed.
- The RSIRFMSG option controls whether the IST1460I, IST1461I, IST2102I, IST2103I, and IST2104I messages are displayed.

DSIRFMSG=ALLSSCP

Specifies that messages are to be issued in all SSCPs.

DSIRFMSG=OLUSSCP

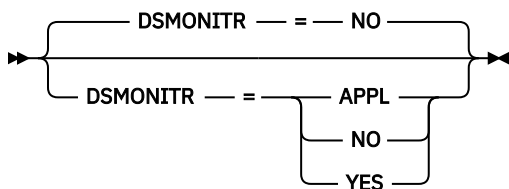
Specifies that messages are to be issued in the SSCP of the original logical unit (OLU) only.

DSIRFMSG=NONE

Specifies that messages are not to be issued in any SSCP.

You can change the value of DSIRFMSG with the MODIFY VTAMOPTS command while VTAM is running.

Recommendation: Because of the volume of messages that can be generated, it is not recommended that this option be enabled during normal operation. Instead, it is recommended that this option be enabled (using the MODIFY VTAMOPTS command) on all necessary hosts only when trying to diagnose specific problems. Once the problem has been diagnosed or documentation has been collected, this option should be disabled once again (using the MODIFY VTAMOPTS command).

DSMONITR start option

Specifies whether the 3270 Intrusion Detection Services (IDS) monitoring is enabled or disabled for applications that are executing in the VTAM host.

Modify the DSMONITR value by using the MODIFY VTAMOPTS command while VTAM is running.

DSMONITR=APPL

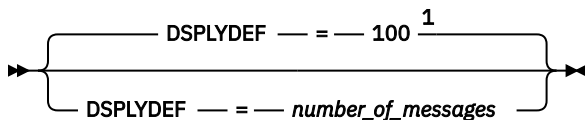
Specifies that 3270 IDS monitoring is enabled for new sessions if a PLU application's APPL statement specifies DSMONITR=YES. If the APPL statement does not have a DSMONITR operand or if it specifies DSMONITR=NO, the sessions will not be monitored.

DSMONITR=NO

Specifies that 3270 IDS monitoring is disabled in this VTAM instance for new sessions and current monitored sessions are no longer monitored. This is the default value.

DSMONITR=YES

3270 IDS monitoring is enabled for new sessions unless overridden with the DSMONITR operand of the APPL statement. Any APPL statement that does not have DSMONITR coded or has DSMONITR=YES coded will be monitored.

DSPLYDEF start option

Notes:

¹ If the DSPLYMAX start option value is less than 100, that value is the default for DSPLYDEF.

dependencies: none

range: 1–value_of_DSPLYMAX

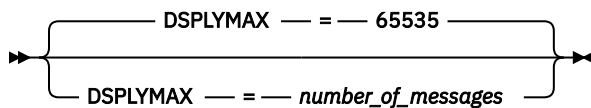
Limits the number of messages displayed when the following commands are issued without the MAX operand:

DISPLAY ADJSSCPs
 DISPLAY APINGTP
 DISPLAY AUTOLOG
 DISPLAY CDRSCS
 DISPLAY CPCP
 DISPLAY EE
 DISPLAY EXIT
 DISPLAY GROUPS
 DISPLAY LINES
 DISPLAY MAJNODES
 DISPLAY PENDING
 DISPLAY RTPS
 DISPLAY SRCHINFO
 DISPLAY STATS
 DISPLAY TABLE,SCOPE=ALL
 DISPLAY TGPS
 DISPLAY TRL

DISPLAY APINGDTP
 DISPLAY APPLS
 DISPLAY CDRMS
 DISPLAY CLSTRS
 DISPLAY DIRECTRY,ID=*.name
 DISPLAY EEDIAG
 DISPLAY GRAFFIN
 DISPLAY INOPCODE
 DISPLAY LUGROUPS,SCOPE=ALL
 DISPLAY PATHTAB
 DISPLAY RSCLIST
 DISPLAY SESSIONS,LIST=ALL
 DISPLAY STATIONS
 DISPLAY STORUSE
 DISPLAY TERMS
 DISPLAY TOPO,LIST=UNRCHTIM
 DISPLAY USERVER

You can change the value of DSPLYDEF with the MODIFY VTAMOPTS command while VTAM is running.

DSPLYMAX start option



Limits the value that can be specified for the DSPLYDEF start option and for the MAX operand on the following commands:

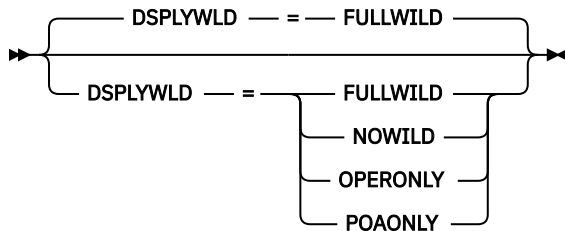
DISPLAY ADJSSCPs
 DISPLAY APINGTP
 DISPLAY AUTOLOG
 DISPLAY CDRSCS
 DISPLAY CPCP
 DISPLAY EE
 DISPLAY EXIT
 DISPLAY GROUPS
 DISPLAY LINES
 DISPLAY MAJNODES
 DISPLAY PENDING
 DISPLAY RTPS
 DISPLAY SRCHINFO

DISPLAY APINGDTP
 DISPLAY APPLS
 DISPLAY CDRMS
 DISPLAY CLSTRS
 DISPLAY DIRECTRY,ID=*.name
 DISPLAY EEDIAG
 DISPLAY GRAFFIN
 DISPLAY INOPCODE
 DISPLAY LUGROUPS,SCOPE=ALL
 DISPLAY PATHTAB
 DISPLAY RSCLIST
 DISPLAY SESSIONS,LIST=ALL
 DISPLAY STATIONS

DISPLAY STATS
 DISPLAY TABLE,SCOPE=ALL
 DISPLAY TGPS
 DISPLAY TRL

DISPLAY STORUSE
 DISPLAY TERMS
 DISPLAY TOPO,LIST=UNRCHTIM
 DISPLAY USERVAR

DSPLYWLD start option



Specifies whether wildcards are permitted in certain DISPLAY commands. See [z/OS Communications Server: SNA Operation](#) to determine which display commands are governed by this start option.

You can change the value of DSPLYWLD with the MODIFY VTAMOPTS command while VTAM is running.

DSPLYWLD=FULLWILD

Specifies that wildcards are permitted in DISPLAY commands from all network operators. Wildcards are permitted in DISPLAY commands from program operator applications whose APPL definition statement indicates DSPLYWLD=YES.

DSPLYWLD=NOWILD

Specifies that wildcards are not permitted in any DISPLAY commands.

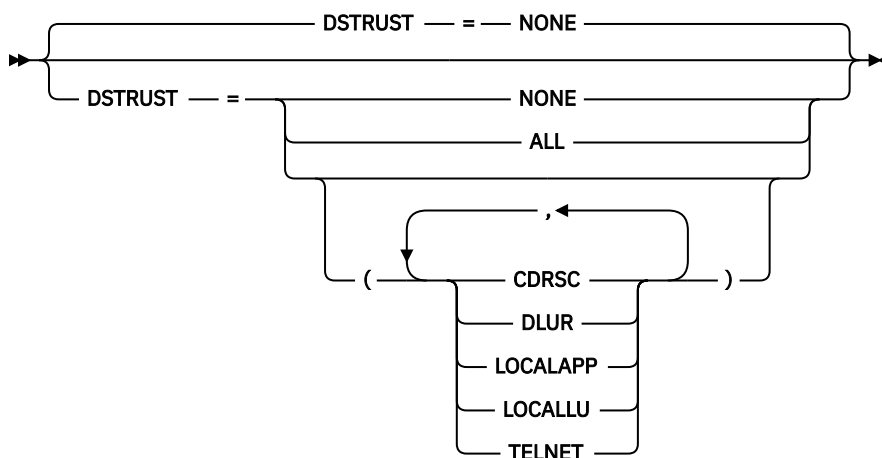
DSPLYWLD=OPERONLY

Specifies that wildcards are permitted in DISPLAY commands from the network operator, but not from program operator applications.

DSPLYWLD=POAONLY

Specifies that wildcards are permitted in DISPLAY commands from program operator applications whose APPL definition statement indicates DSPLYWLD=YES. Wildcards are not permitted from the network operator.

DSTRUST start option



Specifies one or more resource types to exempt from 3270 Intrusion Detection Services (IDS) monitoring when the VTAM application is the PLU of the session. Resources that are listed on this operand are trusted to carry only valid 3270 data streams.

Modify the DSTRUST value by using the MODIFY VTAMOPTS command while VTAM is running. The modification affects only sessions that are established after the modification is complete.

DSTRUST=ALL

Equals to specifying DSTRUST=(CDRSC,DLUR,LOCALAPP,LOCALLU,TELNET).

DSTRUST=CDRSC

Specifies that CDRSC sessions to the VTAM PLU application are trusted and therefore exempt from 3270 IDS monitoring.

DSTRUST=DLUR

Specifies that DLUR sessions to the VTAM PLU application are trusted and therefore exempt from 3270 IDS monitoring.

DSTRUST=LOCALAPP

Specifies that VTAM applications on this host are trusted and therefore exempt from 3270 IDS monitoring if they are the SLU of a session with this PLU application. Local Telnet applications are excluded.

DSTRUST=LOCALLU

Specifies that local LUs are trusted and therefore exempt from 3270 IDS monitoring if they are the SLU of a session with this PLU application.

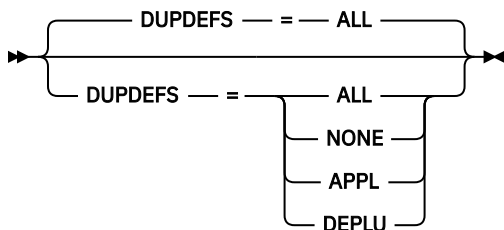
DSTRUST=NONE

Specifies that no resources are to be trusted or exempt from 3270 IDS monitoring for this PLU application. This is the default value.

DSTRUST=TELNET

Specifies that local Telnet applications are trusted and therefore exempt from 3270 IDS monitoring if they are the SLU of a session with this PLU application.

DUPDEFS start option



Specifies whether VTAM should continue searching for the target resource when the resource has been found, but is not active. The search is continued, because it may find a duplicate active definition for the resource. This start option should be set on the VTAM that owns the resource or on the VTAM acting as interchange node for resources located in subarea. You can change the value of DUPDEFS with the MODIFY VTAMOPTS command while VTAM is running.

DUPDEFS=ALL

Specifies that resources may be defined on more than one node in the network. If this node receives a search for a resource that is not active, VTAM should continue searching for the resource because an active instance may reside somewhere else in the network.

Tip: There is no support to continue a subarea search for an application. An application is always a subarea resource. If a session request is initiated from the host where an APPL is defined, and if the APPL definition is not in an ACTIV state (for example: CONCT, NEVAC, or INACT), then that session request will fail with a sense code that indicates that the PLU or the SLU is not active.

DUPDEFS=NONE

Specifies that VTAM should not continue searching for a resource when it is found but not active. This value would be coded if there are not duplicate definitions in the network.

DUPDEFS=APPL

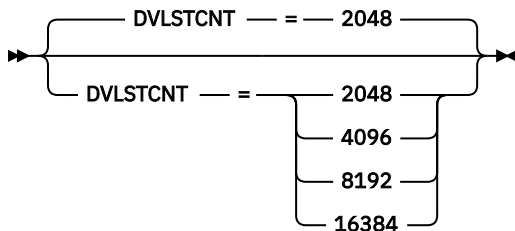
Specifies that applications may be defined on more than one node in the network. If this node receives a search for an application that is not active, VTAM should continue searching for the application because an active instance may reside somewhere else in the network.

Tip: There is no support to continue a subarea search for an application. An application is always a subarea resource. If a session request is initiated from the host where an APPL is defined, and if the APPL definition is not in an ACTIV state (for example: CONCT, NEVAC, or INACT), then that session request will fail with a sense code that indicates that the PLU or the SLU is not active.

DUPDEFS=DEPLU

Specifies that dependent LUs may be defined on more than one node in the network. If this node receives a search for a dependent LU that is not active, VTAM should continue searching for the dependent LU because an active instance may reside somewhere else in the network.

DVLSTCNT start option



Dependency: Applies only to z/OS V2R3 and later VTAMs that are defined in a sysplex environment.

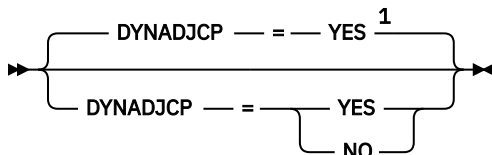
Specifies the number of lists that VTAM requests for the EZBDVIPA coupling facility structure.

Guideline: Use the CFSIZER tool to decide an appropriate DVLSTCNT value for your EZBDVIPA structure, as well as, suggested INITSIZE and SIZE values for the structure. For more information about the CFSIZER tool, see [Determining the size of the coupling facility structure in z/OS Communications Server: SNA Network Implementation Guide](#).

Before updating the DVLSTCNT option to increase the number of lists requested for the EZBDVIPA structure, update your CFRM policy with the INITSIZE and SIZE values recommended by the CFSIZER tool. Increasing the number of lists requires more storage for the EZBDVIPA structure.

Restriction: The same value must be specified on all z/OS systems that are connected to the EZBDVIPA structure. You can change the value of DVLSTCNT with the **MODIFY VTAMOPTS** command while VTAM is running. After the DVLSTCNT value is changed for all systems, you must rebuild the EZBDVIPA structure by issuing the **SETXCF START,REBUILD,STRNAME=EZBDVIPA** command. See [SETXCF command](#) in *z/OS MVS System Commands* for more information.

DYNADJCP start option



Notes:

¹ DYNADJCP is meaningful only if the NODETYPE start option is also used.

Specifies whether adjacent control point (ADJCP) minor nodes are allowed to be created dynamically and placed in ISTADJCP. The ADJCP minor node provides control and management of connections between this node and an adjacent APPN type 2.1 node. This option can be overridden at the connection level (that is, on a link station).

By specifying this option as NO and overriding its value on specific link stations, you can limit connections to a specific set of CPs over some link stations, and allow connections to any CP over other link stations.

DYNADJCP=NO

ADJCP minor nodes are not created dynamically. When a connection is established, the adjacent control point minor node must be defined and active or the connection is discontinued.

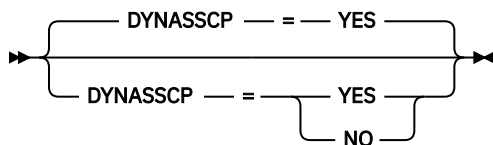
DYNADJCP=YES

ADJCP minor nodes are created as needed. Because some VTAM LEN implementations do not have an ADJCP major node, this option defaults to YES to provide compatibility for all type 2.1 connections.

Restrictions:

- If an HPR pipe is to be brought up, the DYNADJCP option is ignored.
- When you define a PU with CPNAME, the ADJACENT CP will automatically be built and stored in ISTADJCP when the PU is activated, even when still in CONCT status. When the first link to the CPNAME is activated, the DYNADJCP=NO option does not take effect for pipes towards that CPNAME. With DYNADJCP=NO, the links from unknown CPNAMEs require a VBUILD TYPE=ADJCP major node that defines every CPNAME you want to link with.

DYNASSCP start option



Specifies whether VTAM dynamically routes session establishment requests to all active adjacent SSCPs if no appropriate adjacent SSCP table is defined.

Note: If you have coded a node to function as an end node or network node (NODETYPE=EN or NN, and HOSTSA is not coded), then DYNASSCP should not be coded because it has no effect. If you code it, error messages will be issued, but the node will come up.

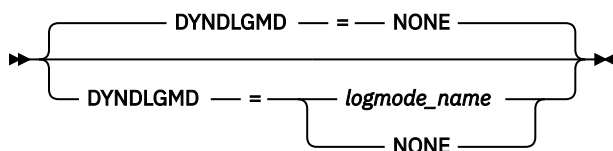
DYNASSCP=NO

Specifies that VTAM does not perform dynamic session establishment request routing. If you have not coded the appropriate adjacent SSCP tables and have not used the SSCPDYN start option, or have not specified the CDRM owner, session establishments might fail.

DYNASSCP=YES

Specifies that VTAM determines the adjacent SSCPs when routing a session establishment request across a domain or across a network. If VTAM does not locate an appropriate adjacent SSCP table, it dynamically routes the session establishment request to all active adjacent SSCPs until the correct SSCP is found.

DYNDLGMD start option



Specifies the default logon mode name used for dynamic cross-domain resources when the resource is acting as the secondary logical unit (SLU) and a logon mode name is not otherwise provided.

You can change the DYNDLGMD value with the MODIFY VTAMOPTS command while VTAM is running.

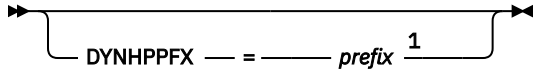
You can also change the default logon mode name used for a specific dynamic cross-domain resource with the MODIFY DEFAULTS or MODIFY RESOURCE command.

DYNDLGMD=logmode_name

Specifies the default logon mode name for dynamic cross-domain resources.

DYNDLGMD=NONE

Specifies that there is no default logon mode name for dynamic cross-domain resources.

DYNHPPFX start option

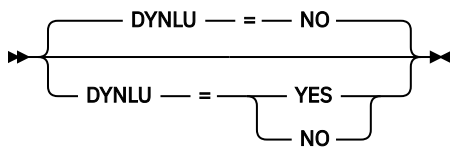
Notes:

¹ Two character prefix.

If DYNHPPFX is not specified, then dynamic PUs created for HPR will be prefixed with the three characters, CNR. If DYNHPPFX=cc where cc is the two character prefix that you want, then dynamic PUs created for HPR will be prefixed with the two characters, cc. In these two cases, respectively, the dynamic PU names will have the format of CNRxxxxx or ccxxxxxx.

DYNHPPFX=prefix

Specifies a two character prefix that is used in creating the dynamic PUs created for HPR. A unique value will then be generated and concatenated to the defined prefix to create an eight character PU name.

DYNLU start option

Allows you to dynamically allocate cross-domain resource (CDRSC) definitions for resources being treated as independent LUs by this VTAM. (The cross-domain resources might actually represent application programs, dependent LUs or independent LUs in some other node's domain.)

You can override this value at the connection level by coding DYNLU on specific adjacent link stations (PU definition statements). The adjacent link station determines the boundary function link that the resource uses to access the network.

Likewise, for an adjacent control point major node, you can override the value of the DYNLU start option by specifying a different value on the DYNLU operand on the ADJCP definition statement.

DYNLU=NO

Specifies that VTAM will not use dynamically allocated CDRSC representations for sessions over adjacent link stations.

If you code DYNLU=NO, you are required to define all resources that can be accessed over adjacent link stations. If you do not define a given resource, sessions to or from that resource will fail.

DYNLU=YES

Specifies that VTAM can use dynamically allocated CDRSC representations for sessions over adjacent link stations.

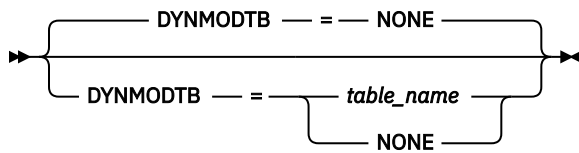
If you code DYNLU=YES, you are not required to predefine all resources that can be accessed over adjacent link stations.

For subarea nodes and APPN-only nodes (HOSTSA is not specified), DYNLU=YES is meaningful only when CDRDYN=YES is coded, as the start option (either specified as YES or by the default) or as the operand.

Result: The DYNLU value is associated with an adjacent APPN node when the first link to that adjacent node is activated. When the DYNLU value is associated with the adjacent node, that value is propagated

to all other links to that adjacent node as they are activated, regardless of the DYNLU value specified for each link. See [Table 2 on page 20](#) for more information about determining the source of the DYNLU value assigned to an adjacent CP and attached resources.

DYNSMODTB start option



Specifies the name of a logon mode table used for dynamic cross-domain resources to correlate each logon mode name with a set of session parameters when the resource acts as the SLU.

You can change the DYNSMODTB value with the MODIFY VTAMOPTS command or the MODIFY TABLE,OPTION=LOAD command while VTAM is running.

You can also override this value for a specific dynamic cross-domain resource with the MODIFY TABLE,OPTION=ASSOCIATE command while VTAM is running.

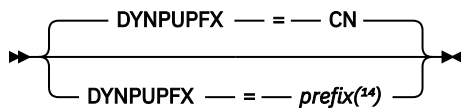
DYNSMODTB=table_name

Specifies the name of the default logon mode table used for dynamic cross-domain resources. The name specified must be the name of a logon mode table created as described in [“Logon mode table” on page 685](#).

DYNSMODTB=NONE

Specifies that there is no default logon mode table for dynamic cross-domain resources.

DYNPUPFX start option



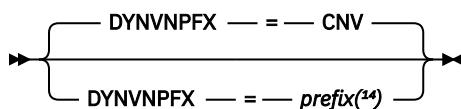
DYNPUPFX=CN

Specifies the default.

DYNPUPFX=prefix

Specifies a two character prefix that is used in creating the dynamic PUs. This prefix will be used when generating names for these dynamically built PUs. The prefix defined by the start option will be used if DYNPUPFX is not coded on the group statement for the line under which the PU is built. A unique value will then be generated and concatenated to the defined prefix to create an eight character PU name.

DYNNVPFX start option



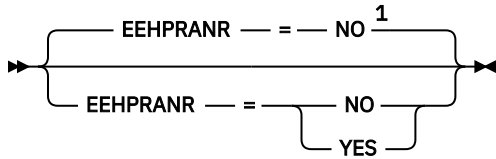
Specifies the prefix to be used when generating the name for dynamic connection network PUs.

DYNNVPFX=CNV

When the DYNNVPFX start option is not specified, the default value is the three character prefix CNV. The PU names will then take the format CNVxxxxx, where xxxxx is a unique value which is generated and concatenated to the default prefix to create the eight character PU name.

DYNNVPFX=prefix

Specifies a two character prefix that is used to generate the names for dynamic connection network PUs. This prefix will be used if DYNVPFX is not coded on the virtual node GROUP definition statement. The PU names will take the format ppxxxxxx, where xxxxxx is a unique value which is generated and concatenated to the specified prefix pp to create the eight character PU name.

EEHPRANR start option

Notes:

¹ EEHPRANR is meaningful only when the NODETYPE=NN start option is also used.

Determines whether VTAM maintains diagnostic EE counters for inbound HPR packets that are ANR routed through this network node. These counters are visible through the DISPLAY EE command output and through Network Management Interface application (SNAMGMT) EE displays.

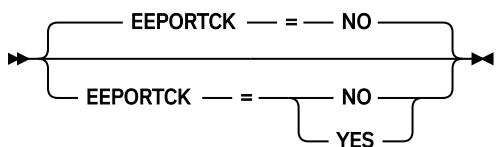
EEHPRANR=NO

Specifies that VTAM does not maintain diagnostic EE counters for inbound HPR packets that are routed by using the ANR protocol through this node. However, VTAM maintains diagnostic EE counters for outbound HPR packets that are routed by using the ANR protocol through this node.

EEHPRANR=YES

Specifies that VTAM maintains diagnostic EE counters for both inbound and outbound HPR packets that are routed by using the ANR protocol through this node.

Note: In environments with large numbers of RTP pipes, specifying EEHPRANR=YES might increase CPU usage to maintain these statistics.

EEPORTCK start option

For Enterprise Extender (EE), this option determines whether VTAM accepts inbound UDP packets that are destined to one of the five EE ports (defined by IPPORT), that specify an ephemeral source port. You can modify this start option.

EEPORTCK=NO

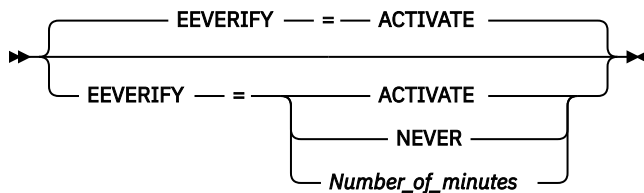
Specifies that VTAM accepts inbound UDP packets that are destined to one of the five EE ports, which specify an ephemeral source port.

EEPORTCK=YES

Specifies that VTAM does not accept inbound UDP packets that are destined to one of the five EE ports, which specify an ephemeral source port. If the source and destination ports do not match, the packet is immediately discarded.

Result: Some EE platforms use an ephemeral source port for EE communications. Specifying EEPORTCK=YES in these configurations might result in loss of connectivity to these EE platforms. Similar connectivity issues might result if your EE communications uses network address port translation (NAPT).

EEVERIFY start option



Specifies whether VTAM should automatically send an LDLC probe to the remote partner to determine if all ports are accessible during the activation of the EE connection. This option might also specify the time interval at which VTAM should send the probe on active EE connections.

You can change the EEVERIFY value with the MODIFY VTAMOPTS command while VTAM is running. The MODIFY VTAMOPTS command changes the value of all active connections immediately.

You can display the EEVERIFY value by issuing the DISPLAY VTAMOPTS command.

Rule: EEVERIFY is meaningful only if VTAM provides RTP-level HPR support. The NODETYPE start option must be specified and the RTP value must be specified on the HPR start option.

EEVERIFY=ACTIVATE

Specifies that VTAM should automatically send an LDLC probe to the remote partner to determine whether all ports are accessible during the activation of the EE connection. If one or more ports are not reachable or are blocked, then VTAM issues an error message and does not activate the EE connection.

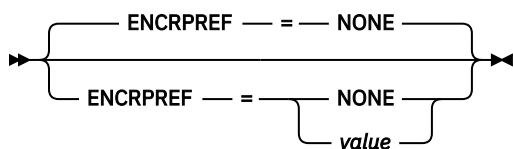
EEVERIFY=NEVER

Specifies that VTAM should never automatically send an LDLC probe to the remote partner to determine if all ports are accessible during the activation of the EE connection.

EEVERIFY=Number_of_minutes

Specifies that VTAM should automatically send an LDLC probe during the activation of the EE connection and that VTAM should continue to periodically send LDLC probes at intervals specified by the *Number_of_minutes* value while the connection is active. Valid values for *Number_of_minutes* are in the range 1 - 1440 minutes (1440 minutes specifies 1 day). If one or more ports are not reachable or are blocked at activation, then VTAM issues an error message and does not activate the EE connection. If one or more ports are not reachable after the connection is active, VTAM issues an error message, but the connection remains active.

ENCRPREF start option



Specifies the prefix to be used for common cryptographic architecture (CCA) key-encrypting key (KEK) labels.

You can change the ENCRPREF value with the MODIFY VTAMOPTS command while VTAM is running.

ENCRPREF=NONE

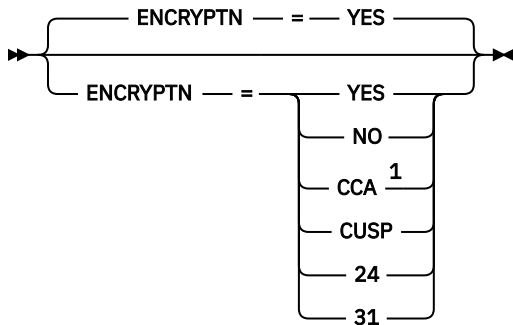
Specifies that no prefix is to be used for the common cryptographic architecture (CCA) key-encrypting key (KEK) labels.

Note: The default or the IBM Integrated Cryptographic Service Facility (ICSF) in CCA and the Transaction Security System (TSS) program product running in PCF mode is no prefix.

ENCRPREF=value

Specifies the 1–8-character prefix to be used for common cryptographic architecture (CCA) key-encrypting key (KEK) labels.

Note: Transaction Security System (TSS) program product running in CCA mode has a configuration data set. The PCF-KEY-PREFIX command specifies the first key label token name (the first 1-8 characters of the key label). The default for PCF-KEY-PREFIX is \$\$CUSP\$\$.

ENCRYPTN start option

Notes:

¹ ENCRYPTN=CCA needs to be coded when Triple Des Encryption is desired.

Specifies that 24-bit capable or 31-bit capable cryptography is installed.

Note: If the ENCRYPTN start option is not specified, VTAM will determine if cryptography is active and the addressing mode it supports.

ENCRYPTN=YES

Specifies that VTAM supports cryptography and determines the addressing mode at VTAM initialization.

At initialization:

- If the currently active cryptographic product supports 24-bit addressing mode, VTAM supports cryptographic products that support 24-bit or 31-bit addressing mode and VTAM I/O buffers are placed in 24-bit storage.
- If the currently active cryptographic product supports 31-bit addressing mode, VTAM only supports cryptographic products that support 31-bit addressing mode and VTAM I/O buffers are placed in 31-bit storage.
- If no cryptographic product is currently active, VTAM only supports cryptographic products that support 31-bit addressing mode and VTAM I/O buffers are placed in 31-bit storage.

ENCRYPTN=NO

Specifies that VTAM does not support cryptography, regardless of whether or not a cryptographic product is currently active.

ENCRYPTN=CCA

Specifies that VTAM use a common cryptographic architecture (CCA) product to satisfy cryptography requests. If a CCA product is not available at start time the request is rejected and the session fails. VTAM supports this product using 24-bit or 31-bit addressing mode.

Sessions that require TDES24 (Triple DES encryption) will fail if the CCA product is not available. In addition, the start option ENCRYPTN=CCA is required if TDES24 is to be used.

ENCRYPTN=CUSP

Specifies that VTAM use an IBM Cryptographic Unit Support (CUSP) program product to satisfy a request for cryptographic support. If a CUSP product is not available at start time, the request is rejected and the session fails. VTAM supports CUSP using 24-bit or 31-bit addressing mode.

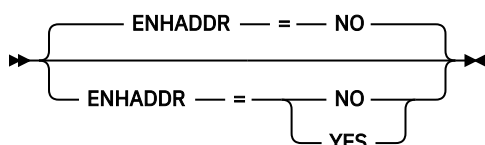
ENCRYPTN=24

Specifies that VTAM supports cryptography in 24-bit mode. VTAM I/O buffers are placed in 24-bit storage. VTAM uses cryptographic products that support either 24-bit or 31-bit storage addresses.

ENCRYPTN=31

Specifies that VTAM supports cryptography in 31-bit mode. VTAM I/O buffers are placed in 31-bit storage. VTAM only uses cryptographic products that support 31-bit addressing mode. If VTAM receives a cryptography request and the only available cryptographic product supports 24-bit addressing mode, the request fails.

ENHADDR start option



Specifies whether VTAM can assign element addresses greater than 65,535. These addresses are assigned to resources establishing sessions within this subarea and as a base address to application programs within this subarea.

ENHADDR=NO

Specifies that you cannot use high-order element addresses for application programs.

If you specify ENHADDR=NO all element addresses that VTAM obtains for resources in this subarea come out of the 64k element pool. This includes each active (connectable) APPL (two if PARSESS=YES), each activated local LU and PU, and each dynamically defined LU and PU (once connected). We must also obtain a session partner element address for each session in which we are the endpoint or intermediate routing point (unless the session path to that partner is over a FID_4 link - because, in this case, the element address will originate from another subarea's address space). APPN session partner element addresses come out of this subarea's 64K element address pool if you specify ENHADDR=NO. When addresses in the high-order element address pool are available, every SSCP_LU and SSCP_PU element address for DLUR/DLUS, EE line and PU element addresses, and RTP PU element addresses will be allocated from the high-order pool, even if ENHADDR =NO is specified.

ENHADDR=YES

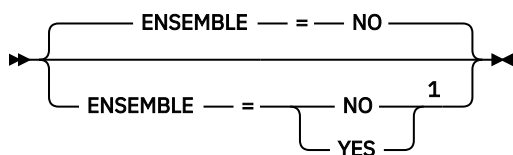
Specifies that you can use high-order element addresses for application programs.

If you specify ENHADDR=YES and have an application program that used the network-qualified address pair control vector X'15', see [z/OS Communications Server: New Function Summary](#).

SNA PUs have an architected element address pool limit of 64k, however, VTAM has created an additional pool of address spaces whose total is 16348k. In addition, VTAM must still obtain an element address from the 64k pool if the session path, in or out of the host, is over a FID_4 link.

A SNA network address is in the form of a four byte subarea address and a two byte element address (as in 'ssssssss eeee'), however, only the two low-order bytes of the subarea address are actually used. The mechanism VTAM uses to create and access a different element address space is to use the two high-order bytes as an index field (as in iiiissss eeee).

ENSEMBLE start option



Notes:

¹ The ENSEMBLE setting is used to either permit or deny connectivity to the intraensemble data network (IEDN) and the intranode management network (INMN) by allowing or denying activation of OSX and OSM interfaces.

When the IBM zEnterprise® System (zEnterprise) node is configured at the Hardware Management Console (HMC) as a member of an ensemble, then the ENSEMBLE start option determines whether this specific z/OS image should be included as a member of the ensemble. When the zEnterprise node is not configured at the HMC as a member of an ensemble, this start option has no meaning. See [z/OS Communications Server: IP Configuration Guide](#) for details about [TCP/IP in an ensemble](#)

ENSEMBLE=NO

Specifies that this z/OS Communications Server does not permit connectivity to either the intraensemble data network (IEDN) or the intranode management network (INMN) by denying activation of OSX and OSM interfaces. The default value for the ENSEMBLE start option is NO.

ENSEMBLE=YES

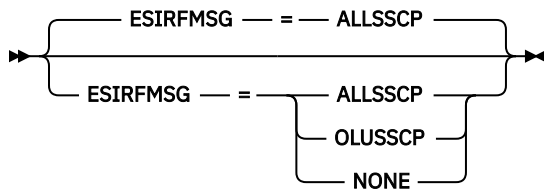
Specifies that this z/OS Communications Server permits connectivity to the IEDN and to the INMN. Access to these networks is through OSA-Express3 or later features that are configured with the following CHPID types:

- OSX (IEDN)
- OSM (INMN)

When the zEnterprise node is configured at the HMC as a member of an ensemble, you can change the value of the ENSEMBLE start option with the MODIFY VTAMOPTS command while VTAM is running.

Result: The ENSEMBLE setting is used to either permit or deny activation attempts for OSX and OSM interfaces. Modifying the ENSEMBLE start option from YES to NO does not cause z/OS Communications Server to take action on any active OSX or OSM interfaces.

ESIRFMSG start option



Controls the display of IST891I, IST892I, and IST893I. These messages are issued when a session initiation request fails and extended sense data exists.

The ESIRFMSG start option is subordinate to the SIRFMSG and LSIRFMSG start options and SIRFMSG coded on a CDRSC or APPL. Therefore, you must code SIRFMSG as ALLSSCP or OLUSSCP or LSIRFMSG as ALLNNS or OLUNNS to receive the ESIRFMSG messages.

You can change the value of ESIRFMSG with the MODIFY VTAMOPTS command while VTAM is running.

ESIRFMSG=ALLSSCP

Specifies that messages are issued in all SSCPs.

ESIRFMSG=OLUSSCP

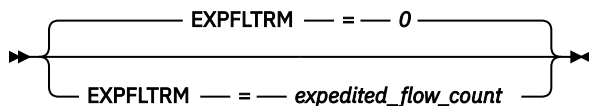
Specifies that messages are issued only in the origin logical unit (OLU) SSCP.

ESIRFMSG=NONE

Specifies that no messages are issued in any SSCP.

Tip: When ESIRFMSG is used in conjunction with LSIRFMSG, then ALLSSCP is equivalent in function to ALLNNS and OLUSSCP is equivalent in function to OLUNNS.

EXPFLTRM start option



range: 0 or 5-255

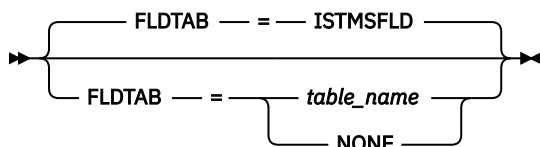
Specifies the number of data flow control (DFC) and session control (SC) request units (RU), that a boundary-attached LU can send without receiving a response from the partner LU. If an LU-LU session exceeds this threshold, VTAM deactivates the LU-LU session. If the *expedited_flow_count* defaults to 0 or is coded 0, the function is disabled.

Expedited data flows for an LU-LU session are not governed by the SNA pacing rules. As a result, if a hardware error, or a 3270 emulator logic error occurs, excessive expedited data might flow into VTAM. These unpaced flows may cause excessive resources (storage, CPU cycles) to be consumed to process these requests.

Guideline: Coding a value too small can cause LU-LU sessions to be deactivated. Some environments might need to specify a larger value for EXPFLTRM to avoid unwanted LU-LU session deactivations.

Rule: When an LU-LU session meets or exceeds the defined EXPFLTRM threshold, the session is deactivated and message IST2113I is issued.

FLDTAB start option



Specifies whether VTAM uses a message-flooding prevention table to suppress duplicate messages.

FLDTAB=ISTMSFLD

Indicates that VTAM uses the internal message flooding table.

FLDTAB=NONE

Indicates that VTAM will not suppress duplicate messages that are sent to the operator console or system hardcopy log.

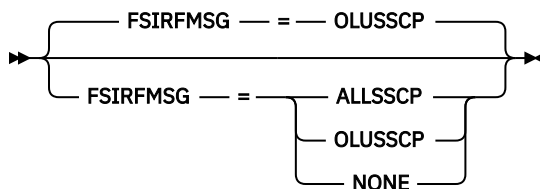
FLDTAB=table_name

Indicates that VTAM uses a user-specified message-flooding prevention table to determine which duplicate messages are to be suppressed. *table_name* is the 1–8 character name of the table stored in the VTAM definition library.

If an attempt to load the specified table fails, VTAM issues an error message and uses the VTAM internal table.

If you specify ISTMSFLD as the table name, VTAM will use the IBM-supplied table located in the VTAM definition library.

FSIRFMSG start option



Controls the display of IST894I, IST895I, IST1704I, and IST1705I. These messages are issued when a session initiation request fails because trial and error routing, using an adjacent SSCP table, exhausted the table and was unable to locate the destination LU.

Requirement: The FSIRFMSG start option is subordinate to the SIRFMSG, DSIRFMSG, and LSIRFMSG start options and SIRFMSG coded on a CDRSC or APPL. Therefore, you must code SIRFMSG or DSIRFMSG as ALLSSCP or OLUSSCP or LSIRFMSG as ALLNNS or OLUNNS to receive the FSIRFMSG messages.

You can change the value of FSIRFMSG with the MODIFY VTAMOPTS command while VTAM is running.

FSIRFMSG=ALLSSCP

Specifies that messages are issued in all SSCPs.

FSIRFMSG=OLUSSCP

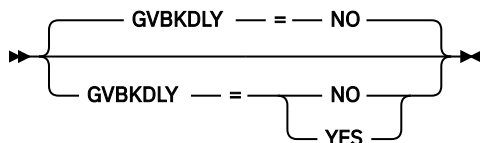
Specifies that messages are issued only in the origin logical unit (OLU) SSCP.

FSIRFMSG=NONE

Specifies that no messages are issued in any SSCP.

Tip: When FSIRFMSG is used in conjunction with LSIRFMSG, then ALLSSCP is equivalent in function to ALLNNS and OLUSSCP is equivalent in function to OLUNNS.

GVBKDLY start option



Determines whether VTAM internally paces the GIVEBACK subcommands (GIVEBACKs) that are generated from a VARY INACT,TYPE=GIVEBACK command. The GVBKDLY start option only controls GIVEBACK commands that use wildcard values for the ID operand to deactivate dependent LU requesters (DLURs). Specifying GVBKDLY=YES causes VTAM to internally delay scheduling the GIVEBACK subcommands. It results in more efficient processing when the wildcard value for the ID operand on a VARY INACT,TYPE=GIVEBACK command matches many DLURs. This start option can be modified.

Note: The use of wildcard values on GIVEBACK commands is controlled by the value of the VARYWLD start option.

GVBKDLY=NO

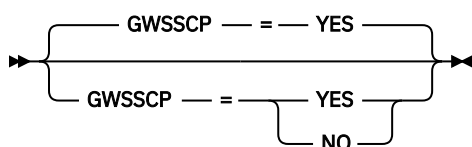
Specifies that VTAM does not internally pace the GIVEBACK subcommands that are generated from a VARY INACT,TYPE=GIVEBACK command.

GVBKDLY=YES

Specifies that VTAM internally paces the GIVEBACK subcommands that are generated from a VARY INACT,TYPE=GIVEBACK command. The GVBKDLY start option only controls GIVEBACK commands that use wildcard values for the ID operand to deactivate dependent LU requesters (DLURs).

Note: VTAM issues message IST2416I after it schedules the last GIVEBACK that is generated from the previous command. If you have multiple wildcard patterns to use for the VARY INACT command, wait until the IST2416I message is displayed before you issue another VARY INACT,TYPE=GIVEBACK command with a different wildcard pattern.

GWSSCP start option



Specifies that an SSCP can be a gateway SSCP. If you code GWSSCP, the SSCP can still process CDRSCs defined with the NETID operand.

GWSSCP=NO

Specifies that this SSCP cannot:

- Reroute initiation requests, so it cannot be an intermediate SSCP in the session setup path.
- Perform the gateway functions.

GWSSCP=YES

Allows the SSCP to:

- Reroute initiation requests.
- Perform gateway functions in a session setup path.

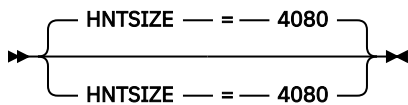
Note that GWSSCP=YES is meaningful only for subarea nodes and APPN interchange nodes (NODETYPE=NN and HOSTSA is coded).

If you code GWSSCP=YES on the receiving CDRM definition, NETID is required on the NETWORK definition statement of all external CDRMs.

If you have coded a node to function solely as an end node or network node (NODETYPE=EN or NN, and HOSTSA is not coded), then you should *not* code GWSSCP. If you code GWSSCP in this case (specifying either YES or NO), it is ignored and an informational message is issued.

If you have coded a node to function as a migration data host (NODETYPE=EN and HOSTSA is coded), then you should code GWSSCP=NO. If you code GWSSCP=YES, or allow it to default to YES, VTAM forces GWSSCP to NO and issues an informational message.

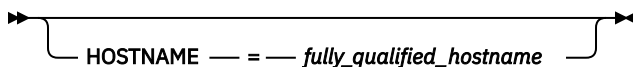
HNTSIZE start option



range: 4080 bytes

Specifies the size of the host node table used to find element addresses. This start option is no longer user defined. If specified in the VTAM start list, the value will be forced to 4080 bytes.

HOSTNAME start option



Specifies the default host name associated with the local TCP/IP stack to be used for Enterprise Extender connections involving this node. The HOSTNAME you code should be a fully qualified TCP/IP domain name.

Recommendation: The value of *hostname* can be resolved to either an IPv4 address or an IPv6 address, but it is highly recommended that *hostname* resolve to a single VIPA address.

If the local TCP/IP stack has multiple static IPv4 VIPAs, use the value of *hostname* to optionally provide a host name for remote Enterprise Extender nodes to perform name-to-address resolution to acquire the appropriate static VIPA, or NAT address, to use in order to communicate with this host. The value of *hostname* will also be resolved by this node to acquire the static IPv4 VIPA to use for Enterprise Extender connections. The value of the IPADDR start option, or the first VIPA defined to the TCP/IP stack identified by TCPNAME, may be used as alternatives for identifying the default IPv4 static VIPA address for Enterprise Extender purposes.

You can specify a node-wide value for HOSTNAME to use IPv6 protocols for some or all of your EE connections. The value of *hostname* will be used by this node to perform name-to-address resolution in order to determine the appropriate static IPv6 VIPA for use with Enterprise Extender connections. Remote Enterprise Extender nodes wanting to communicate with this node will also perform name-to-address resolution using *hostname* to acquire the appropriate static VIPA required to ultimately reach this node. If the local TCP/IP stack has multiple static IPv6 VIPAs, use the value of *hostname* to indicate the appropriate static VIPA to use in order to communicate with this host. Alternatively, you can use the value of the IPADDR start option to identify the default IPv6 static VIPA address for EE connections.

HOSTNAME can also be specified on the Enterprise Extender XCA major node GROUP definition statement. Specifying the HOSTNAME operand on the Enterprise Extender XCA major node GROUP definition statement may be necessary under the following conditions:

- Your Enterprise Extender configuration uses both IPv4 and IPv6 addressing protocols.
- Your Enterprise Extender configuration uses multiple static VIPAs.

Note:

1. The *fully_qualified_hostname* may be up to 64 characters in length. See [z/OS Communications Server: SNA Network Implementation Guide](#) for more information about HOSTNAME length considerations.
2. The HOSTNAME start option is used only when the XCA major node PORT definition statement is coded as MEDIUM=HPRIP, and neither the HOSTNAME nor IPADDR operand is coded on the GROUP definition statement.
3. HOSTNAME and IPADDR cannot be modified using one MODIFY VTAMOPTS command. If both start options are specified on the same MODIFY command, they will both be ignored and message IST1917I will be generated.
4. The HOSTNAME start option can be dynamically modified using MODIFY VTAMOPTS under certain conditions. An attempt to modify HOSTNAME to be a *fully qualified hostname* will be failed with message IST448I if a static VIPA address has been obtained from the TCP/IP stack named in the TCPNAME start option and is being used for active Enterprise Extender connections. All active Enterprise Extender lines must be deactivated before the MODIFY VTAMOPTS,HOSTNAME=*fully qualified hostname* will be accepted.

If the MODIFY command is successful, displays of VTAM start options will show the new value immediately; however, the new value will not be used until all Enterprise Extender lines whose GROUP definition statements do not have HOSTNAME or IPADDR explicitly coded are inactive. Any subsequent activation for an Enterprise Extender line whose GROUP definition statement does not have HOSTNAME or IPADDR explicitly coded will make use of the new HOSTNAME start option value. If the IPADDR start option is currently in use when the MODIFY VTAMOPTS is performed to activate HOSTNAME, the IPADDR start option is set to 0.0.0.0 as part of processing the MODIFY VTAMOPTS.

The value of NONE can be specified for the HOSTNAME value on the MODIFY VTAMOPTS command as a mechanism for clearing the value of the current HOSTNAME start option. This option will fail, however, with message IST448I, if the Enterprise Extender XCA major node is active.

Enterprise Extender major node GROUP definition statements that have HOSTNAME or IPADDR explicitly coded are unaffected by setting the HOSTNAME start option, and are unaffected by the MODIFY VTAMOPTS processing.

5. If neither the HOSTNAME nor IPADDR operand is specified on any of the GROUP definition statements within the Enterprise Extender XCA major node, then either the HOSTNAME, TCPNAME or IPADDR start option must be specified in order to initiate an Enterprise Extender link. If VTAM has been activated without the specification of one of these options, then the MODIFY VTAMOPTS command can be used to set one of these options. If an Enterprise Extender link activation is attempted without HOSTNAME, TCPNAME or IPADDR specified, then the link activation will fail with the IST1890I message.
6. If HOSTNAME or IPADDR is specified on any GROUP definition statement within the Enterprise Extender (XCA) definition, it must be specified on all Enterprise Extender GROUP definition statements (or defaulted from the VTAM start options).

7. The TCPNAME start option is required in a CINET environment if any of the following conditions exist:

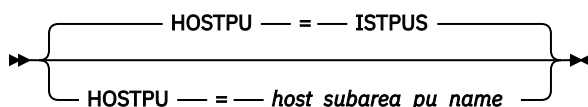
- The IPADDR parameter is specified on any of the Enterprise Extender XCA major node GROUP definition statements.
- The HOSTNAME parameter is specified on any of the Enterprise Extender XCA major node GROUP definition statements.
- The HOSTNAME keyword is specified as a VTAM start option.

If OMVS is not initialized at Enterprise Extender line activation, a Common INET environment is assumed.

In this case, if an Enterprise Extender link activation is attempted without TCPNAME specified, then the link activation will fail with message IST1897I.

8. If both the IPADDR and the HOSTNAME start options are specified on the VTAM START command, the value of the IPADDR start option is ignored.
9. HOSTNAME is meaningful only if the NODETYPE start option is also used.
10. See [z/OS Communications Server: IP Configuration Guide](#) for information about UNIX Systems Services security considerations and required security definitions.

HOSTPU start option



dependencies:

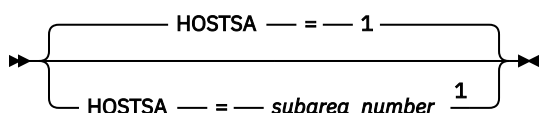
see notes

Specifies the network name of the VTAM host subarea physical unit for this host. It is recommended that you code HOSTPU if you are using the NetView program or NLDM. If you do not code HOSTPU, VTAM uses ITPUS as the host PU name.

Note:

1. The name for HOSTPU must not be the same as the name for this CDRM or the name coded for the SSCPNAME start option for this SSCP. If the name for HOSTPU is the same as the name for SSCPNAME, HOSTPU is set to ITPUS. This host PU name should be network-unique.
2. You are prompted for the correct name if a reserved name other than ITPUS is specified on the HOSTPU start option or if the HOSTPU name and the SSCPNAME are the same.
3. If you do not use the default name (ITPUS), the subarea can still be defined to the system as ITPUS. The name that you use as the HOSTPU value is interchangeable with the name ITPUS in VTAM commands.

HOSTSA start option



Notes:

¹ HOSTSA specifies the subarea number of this VTAM. If HOSTSA is not coded, then a default subarea number of 1 is used.

range:

1– to the maximum number of subareas allowed for the network

If HOSTSA= is coded and SACONNS= is not coded or SACONNS=YES is coded, then this VTAM will provide subarea function. If HOSTSA= is not coded, or HOSTSA= is coded and SACONNS=NO is coded, then this VTAM will not provide subarea function.

The combination of start options HOSTSA, NODETYPE, and SACONNS determines the overall node configuration and level of function support. The start options and resulting node configurations are intended to provide a smooth migration for existing subarea hosts.

See Table 59 on page 566 for a summary of the node type functions. When the node is configured as a network node or end node, attempts to activate FID4 (PU types 4 or 5) connections will fail. However, if the node is a migration data host or an interchange node, FID4 connections are allowed.


Table 59. Node type functional summary							
Node type	NODETYPE	HOSTSA	SACONNS	CP-CP sessions	SSCP-SSCP sessions	NCP ownership	Interchange function
Subarea Node	(not coded)	<i>n</i> "1" on page 566	n/a	no	yes	yes	no
Interchange Node	NN	<i>n</i> "1" on page 566	(not coded) or YES	yes	yes	yes	yes
Migration Data Host	EN	<i>n</i> "1" on page 566	(not coded) or YES	yes	yes	no	no
Network Node	NN	(not coded)	n/a	yes	no	no	no
Network Node	NN	<i>n</i> "1" on page 566	NO	yes	no	no	no
End Node	EN	(not coded)	n/a	yes	no	no	no
End Node	EN	<i>n</i> "1" on page 566	NO	yes	no	no	no
Note: 1. <i>n</i> represents a subarea host number.							

Note: If you want a node to function solely as an end node or network node (NODETYPE=EN or NN), then HOSTSA should not be coded or SACONNS=NO must be coded.

HOSTSA must be less than or equal to the maximum number of subareas specified (MXSUBNUM start option). See "MXSUBNUM start option" on page 596 for more information on the MXSUBNUM start option.

Note: If you plan to incorporate a non-VTAM host, VTAM's SSCPID and HOSTSA start options values should be coded so that *both* values are either higher or lower than the non-VTAM host.

HOTIOTRM start option



range: 0 or 10–99

Specifies the percentage of the current size of the IO buffer pool that a single session must have allocated to it to cause VTAM to take corrective action. Corrective action differs depending on the type of session involved:

- When the session type is SSCP-LU: deactivate the LU.
- When the session type is SSCP-PU: deactivate the PU.
- When the session type is LU-LU: terminate all sessions between the two logical units.

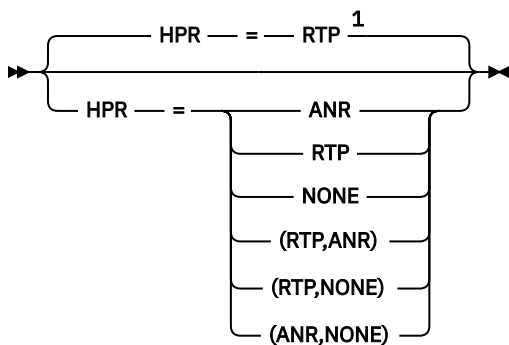
If you omit HOTIOTRM or specify 0, VTAM will not terminate sessions based on IO buffer pool usage.

You can change the value of HOTIOTRM with the MODIFY VTAMOPTS command while VTAM is running.

Note:

1. It is very important that a proper expansion limit (XPANLIM) be specified on the IO buffer pool when HOTIOTRM is specified. An expansion limit allows VTAM to detect one or more hot sessions prior to complete CSA exhaustion. See the description of the IOBUF buffer pool for a complete description of the XPANLIM parameter.
2. Investigate past VTAM console logs for VTAM IST930I messages when there did not seem to be a problem. Specifying HOTIOTRM greater than the percentages in these past IST930I messages will cause VTAM to not terminate sessions that "normally" use large amounts of the IO buffer pool. Usually, these session have not had proper session level pacing values specified. You might wish to consider specifying session pacing that will reduce the amount of IO buffers used by these sessions.
3. If past console logs are not available, or no IST930I messages are found, specify a HOTIOTRM value of 50.

HPR start option



Notes:

¹ HPR is meaningful only if NODETYPE is also used.

Specifies the level of High-Performance Routing (HPR) support provided by VTAM.

HPR=ANR

Indicates this VTAM (and NCP in a composite network node) provides ANR-level HPR support. Coding HPR=YES on a CDRM or PU definition statement (or allowing it to default to YES) results in ANR-level HPR support over that connection.

HPR=ANR is not valid at an end node (NODETYPE=EN).

HPR=RTP

Indicates this VTAM provides RTP-level HPR support. Coding HPR=YES on a CDRM or PU definition statement (or allowing it to default to YES) results in RTP-level HPR support over that connection.

HPR=NONE

Indicates this VTAM (and NCP in a composite network node) provides no HPR support.

HPR=(RTP,ANR)

Indicates this VTAM provides RTP-level HPR support only if HPR=YES is coded on the CDRM or PU definition statement. Letting the HPR operand default on a CDRM or PU definition statement results in only ANR-level HPR support over that connection (except for dynamic XCF connections, which are always treated as having RTP-level HPR support).

HPR=(RTP,ANR) is not valid at an end node (NODETYPE=EN).

Note: The HPR=(RTP,ANR) start option is recommended only for migration purposes. It can cause unexpected results in HPR route selection. See [z/OS Communications Server: SNA Network Implementation Guide](#) for additional information.

HPR=(RTP,NONE)

Indicates this VTAM provides RTP-level HPR support only if HPR=YES is coded on the CDRM or PU definition statement. Letting the HPR operand default on a CDRM or PU definition statement results in no HPR support over that connection.

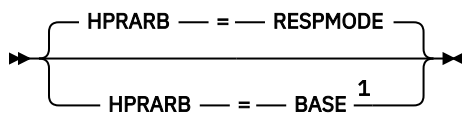
HPR=(ANR,NONE)

Indicates this VTAM provides ANR-level HPR support only if HPR=YES is coded on the CDRM or PU definition statement. Letting the HPR operand default on a CDRM or PU definition statement results in no HPR support over that connection.

HPR=(ANR,NONE) is not valid at an end node (NODETYPE=EN).

Note: When end to end path switching is performed, a BN, which is not an endpoint or the NNS for the endpoint, may be asked to compute an HPR route for a piece of the end to end route. To support this function, the BN needs to provide RTP-level HPR support. Ensure the BN and HPR start options are coded accordingly.

HPRARB start option

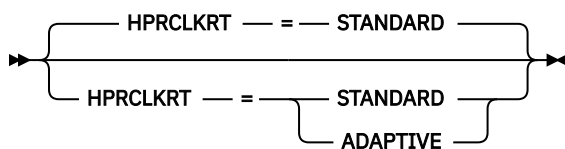


Notes:

¹ This start option was provided by APAR OW36113 for use in migration to VTAM V4R5. Do not use this option unless you use the default value of RESPMODE.

Specifies the algorithm to be used in calculations for adaptive pacing.

HPRCLKRT start option



The HPR clock is the mechanism that processes the timer requests for all RTP pipes. The HPRCLKRT start option specifies whether the HPR clock runs in standard or adaptive mode. These modes control how reactive VTAM is to the packet loss that occurs on RTP pipes that run over Enterprise Extender.

Guideline: Use the default value of HPRCLKRT=STANDARD when you are not running Enterprise Extender.

HPRCLKRT=ADAPTIVE

Specifies that the HPR clock operates in adaptive mode. Running the HPR clock in adaptive mode enables the clock to toggle between standard and high modes of operation when the clock is servicing RTP pipes that are experiencing packet loss. When packet loss occurs, the clock speed adapts to run in high mode. The RTP pipes that are experiencing packet loss are scheduled more frequently, which enables the RTP pipes to recover more quickly. There might be some CPU overhead for running the HPR clock in high mode. When packet loss is no longer occurring, the clock returns to the standard mode.

The adaptive mode is designed to increase the overall performance of RTP pipes when packet loss is occurring. However, RTP performance and CPU overhead are system dependent and might vary.

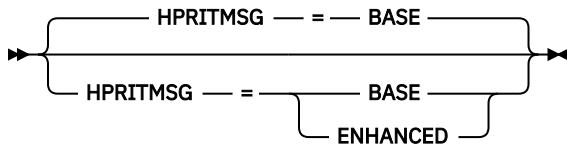
Restriction: If you code HPRCLKRT=ADAPTIVE, the following restrictions apply:

- This mode is meaningful only in Enterprise Extender configurations that have a defined capacity of 1 Gb or higher access speeds.
- Do not use this mode for uniprocessor configurations or in configurations that are CPU bound.

HPRCLKRT=STANDARD

Specifies the HPR clock is to operate in standard mode. The HPR clock will run at the standard interval to service RTP pipes. Standard mode is the default mode for the HPR clock rate.

HPRITMSG start option



Specifies which HPR activation and deactivation messages VTAM should issue. Because some of the messages affected by this start option have different versions, the exact message that is affected in the output depends on the value specified on the MSGLEVEL start option. If the current value of the HPRITMSG is not appropriate for your system, you can modify the HPRITMSG value by using the MODIFY VTAMOPTS command.

Rule: HPRITMSG is meaningful only if VTAM provides RTP-level HPR support. At a minimum, the NODETYPE start option must also be coded and the RTP parameter must be specified on the HPR start option.

HPRITMSG=BASE

RTP activation when running with MSGLEVEL=BASE|V4R1|V4R2|V4R3|V4R4|CS390

When an RTP pipe is activated, VTAM issues the following message:

```
IST1488I ACTIVATION OF RTP puname AS role TO cpnetid.cpname
```

RTP inactivation when running with MSGLEVEL=BASE

When an RTP pipe is deactivated, VTAM might issue the following messages:

```
IST1488I INACTIVATION OF RTP puname AS PASSIVE TO cpnetid.cpname
IST619I ID = nodename FAILED -- RECOVERY IN PROGRESS
IST129I UNRECOVERABLE OR FORCED ERROR ON NODE nodename -- VARY INACT SCHED
IST105I nodename NODE NOW INACTIVE
IST871I RESOURCE puname DELETED
```

RTP inactivation when running with MSGLEVEL=V4R1

When an RTP pipe is deactivated, VTAM might issue the following messages:

```
IST1488I INACTIVATION OF RTP puname AS PASSIVE TO cpnetid.cpname
IST619I ID = nodename FAILED -- RECOVERY IN PROGRESS
IST1136I VARY INACT puname SCHEDULED - UNRECOVERABLE ERROR
IST1133I puname IS NOW INACTIVE, TYPE = PU_T2.1
IST871I RESOURCE puname DELETED
```

RTP inactivation when running with MSGLEVEL=V4R2|V4R3|V4R4|CS390

When an RTP pipe is deactivated, VTAM might issue the following messages:

```
IST1488I INACTIVATION OF RTP puname AS PASSIVE TO cpnetid.cpname
IST1416I ID = puname FAILED - RECOVERY IN PROGRESS
IST1136I VARY INACT puname SCHEDULED - UNRECOVERABLE ERROR
IST1133I puname IS NOW INACTIVE, TYPE = PU_T2.1
IST871I RESOURCE puname DELETED
```

HPRITMSG=ENHANCED

RTP activation when running with MSGLEVEL=BASE|V4R1|V4R2|V4R3|V4R4|CS390

When an RTP pipe is activating, VTAM issues the IST1488I message group. This message group identifies the RTP PU name, whether this is the active or passive end of the pipe, the partner CP name, priority, associated APPN Class of Service, and the APPN route that the pipe is traversing.

```
IST1488I ACTIVATION OF RTP puname AS role TO cpnetid.cpname
[IST1962I APPNCOS = appncos_name- PRIORITY = NETWORK]
[IST1963I APPNCOS = appncos_name- PRIORITY = HIGH]
[IST1964I APPNCOS = appncos_name- PRIORITY = MEDIUM]
[IST1965I APPNCOS = appncos_name- PRIORITY = LOW]
IST1480I RTP END TO END ROUTE - RSCV PATH
IST1460I TGN CPNAME          TG TYPE      HPR
IST1461I tgn cpname          tgtype      hpr
.
.
IST314I END
```

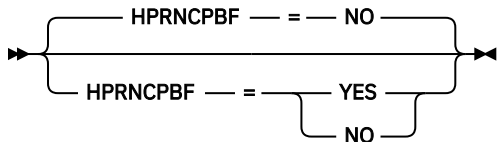
RTP inactivation when running with MSGLEVEL=BASE|V4R1|V4R2|V4R3|V4R4|CS390

When an RTP pipe is deactivating, VTAM issues the IST1488I message group. This message group identifies the RTP PU name, whether this is the active or passive end of the pipe, the partner CP name, and the priority and associated APPN Class of Service.

```
IST1488I INACTIVATION OF RTP puname AS role TO cpnetid.cpname
[IST1962I APPNCOS = appncos_name- PRIORITY = NETWORK]
[IST1963I APPNCOS = appncos_name- PRIORITY = HIGH]
[IST1964I APPNCOS = appncos_name- PRIORITY = MEDIUM]
[IST1965I APPNCOS = appncos_name- PRIORITY = LOW]
IST314I END
```

Result: If an RTP pipe is being deactivated by a V NET,INACT,ID=*rtppuname*,F command, message IST105I or message IST1133I will be issued to the console in addition to the new IST1488I message group. This ensures that a response is sent back to the operator who issued the command.

HPRNCPBF start option



Specifies whether HPR can be used although it may cause session data to travel through an NCP twice. If HPR is used, session data may pass through the NCP as HPR data on the RTP connection AND also as non-HPR data.

HPRNCPBF=NO

Specifies HPR will not be used if session data might travel through an NCP twice.

HPRNCPBF=YES

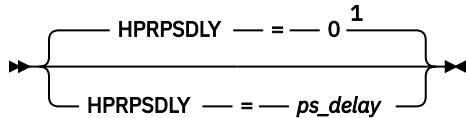
Specifies that HPR can be used although it may cause session data to travel through an NCP twice.

When coding HPRNCPBF=YES, in general your considerations are possible decrease in network performance but better session availability.

You can change the value of HPRNCPBF with the MODIFY VTAMOPTS command while VTAM is running. If you change the value from YES to NO, no new RTP connections are activated that would cause session data to go through an NCP twice, but existing such RTP connections may in some cases be used.

See [z/OS Communications Server: SNA Network Implementation Guide](#) for more information.

HPRPSDLY start option



Notes:

¹ HPRPSDLY is meaningful only if VTAM provides RTP-level HPR support.

Specifies the time that elapses before RTP pipes enter the path switch state.

The ARB flow control algorithm is sensitive to minor variations in the round-trip time and to unpredictable response times from the partner. This sensitivity might cause RTP endpoints to prematurely enter the path switch state. Although this situation does not affect availability, it does consume CPU cycles and also causes a significant number of path switch messages to be written to the console log.

The HPRPSDLY start option affects all RTP pipes with endpoints on this host. This start option affects only path switches that are the result of an unresponsive partner (path switches that generate the message IST1818I PATH SWITCH REASON: SHORT REQUEST RETRY LIMIT EXHAUSTED). The HPRPSDLY start option does not control path switches that are initiated as a result of a TG INOP, F RTP commands, or the PSRETRY function. If you do not code this operand, a *ps_delay* value of 0 is used.

HPRPSDLY=*ps_delay*

Specifies the minimum amount of time, in seconds, that local RTP endpoints must delay before entering the path switch state as the result of an unresponsive partner. During this time, the RTP endpoint periodically tries to contact the partner in an effort to avoid switching paths. The value 0 indicates that the RTP nodes will enter the path switch state when a predetermined number of retry attempts have been unsuccessful.

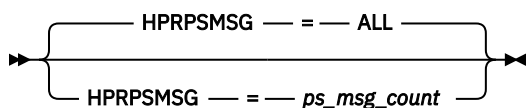
When RTP pipes are directly attached to Enterprise Extender (EE), you can specify the HPR path switch delay value at a more granular level. For predefined EE connections, define this parameter on the PU definition in the switched major node. For EE connection networks, define this parameter on the connection network GROUP definition statements in the EE XCA major node. For dial-in EE connections with associated PUs that are dynamically created, define this parameter on the model major node (DYNTYPE=EE) PU definition statement.

Tips:

- This start option can be useful when the RTP partner is on a node that is CPU-constrained or is running in a virtualized environment. In both of these situations, allowing additional time for the RTP partner to respond might avoid unnecessary processing associated with a path switch.
- If alternate routes exist, specifying a long delay time might cause unnecessary delays for the sessions that are using RTP pipes to this host.

You can change the value of the HPRPSDLY operand with the MODIFY VTAMOPTS command while VTAM is running. The new HPRPSDLY value is used immediately by both new and existing RTP connections, if applicable.

HPRPSMSG start option



Specifies whether VTAM should enable the path switch message reduction and summarization function. This function limits the number of HPR path switch started message groups that can be issued during a path switch event interval (60 seconds). The corresponding path switch completed or failed message group for a given RTP pipe is issued only if the path switch started message group could be issued for

that RTP pipe. A path switch event time interval is initiated when any path switch event (started, failed, or completed) occurs, and a path switch event time interval has not already been started.

At the end of the time interval, a summary of the path switch events is issued to the console. The path switch message summary is always issued to the console at the end of the time interval, whether or not messages were suppressed. The summary includes all path switch events that occurred during the specified path switch event time interval, including path switch event information that was issued to the console. If the *ps_msg_count* value uses the default value ALL or is coded as ALL, the path switch message reduction and summarization function is disabled. When the value ALL is coded or used as the default, all path switch message groups can be issued. If the current value of the HPRPSMSG operand is not appropriate for your system, you can modify the HPRPSMSG value using the MODIFY VTAMOPTS command.

Rule: HPRPSMSG is meaningful only if VTAM provides RTP-level HPR support. At a minimum, the NODETYPE start option must also be coded and the RTP parameter must be specified on the HPR start option.

Results:

- When you modify the value of the HPRPSMSG start option, the new value goes into effect immediately. If path switches are actively occurring while this start option is dynamically changing, the display output presented to you might not be consistent.
- The path switch message summary is not issued to the console when VTAM is halting.

This start option does not directly control the IST1494I (Completed) or IST1494I (Failed) message groups. If the IST1494I (Started) message group was issued for a specific RTP pipe, then the IST1494I (Completed) or IST1494I (Failed) message group is issued. If the IST1494I (Started) message group was not issued for a specific RTP pipe, then the IST1494I (Completed) or IST1494I (Failed) message group is not issued.

The path switch message reduction function is useful in large installations that have hundreds or thousands of RTP endpoints on z/OS Communications Server. In the event of a large network outage, this function can prevent VTAM from flooding the system console log with redundant path switch messages. Although this function reduces the amount of path switch information that is issued to the console log, the summary information attempts to supply the operator with enough information to understand the size and scope of the outage.

Tip: The HPR path switch message reduction function might inhibit some path switch completion messages from being issued. The IST1494I message group supplies the APPN route that the RTP pipe is using after the path switch completes. Another way to obtain the APPN route for a specific RTP pipe is to issue the D NET,ID=*rtppuname* command. For more information about this command, see [z/OS Communications Server: SNA Operation](#).

Restriction: The HPR path switch message reduction function is not associated with the message flooding prevention table. For predictable results, do not code the IST1494I message in the message-flooding prevention table when the HPR path switch message reduction function is enabled. For more information about message-flooding prevention and the IBM-supplied message-flooding prevention table, see [z/OS Communications Server: SNA Resource Definition Reference](#).

Rule: The HPR path switch message reduction and summarization function does not affect HPR path switch messages that are initiated by the MODIFY RTP command. When you issue the MODIFY RTP command, you will see all related path switch messages.

The HPR path switch summary messages provide information for up to fifty partner CPs in ten network IDs.

Path switch messages:

When an RTP pipe enters the path switch state, the following message group is issued to the console log:

```
IST1494I PATH SWITCH STARTED FOR RTP puname TO cpname
[IST1817I PATH SWITCH REASON: RTP CONNECTION UNAVAILABLE]
[IST1818I PATH SWITCH REASON: SHORT REQUEST RETRY LIMIT EXHAUSTED]
[IST1819I PATH SWITCH REASON: TG INOP]
```

```

[IST1820I PATH SWITCH REASON: MODIFY RTP COMMAND ISSUED]
[IST1821I PATH SWITCH REASON: AUTO PATH SWITCH FOR PSRETRY]
[IST1822I PATH SWITCH REASON: UNKNOWN]
[IST1937I PATH SWITCH REASON: INITIATED BY REMOTE PARTNER]
[IST2239I PATH SWITCH REASON: MNPS ENDPOINT RECOVERY]
[IST2335I PATH SWITCH REASON: XMIT STALL DETECTED]
IST314I  END

```

When an RTP pipe successfully completes the path switch process, the following message group is issued to the console log:

```

ST1494I PATH SWITCH COMPLETED FOR RTP puname TO cpname
IST1480I RTP END TO END ROUTE - RSCV PATH
IST1460I TGN CPNAME TG TYPE HPR
IST1461I tgn cpname tgtype hpr
.
.
.
IST314I  END

```

When an RTP pipe fails to successfully complete a path switch, the following message group is issued to the console:

```

IST1494I PATH SWITCH FAILED FOR RTP puname TO cpname
IST1495I NO ALTERNATE ROUTE AVAILABLE
IST314I  END

```

Path switch message summary examples:

At the end of an HPR path switch event time interval, an IST2191I message group is issued to the system console. For complete information about the IST2191I message group, see [z/OS Communications Server: SNA Messages](#).

The HPR path switch summary messages provide information for up to fifty partner CPs in ten NETIDs.

The path switch message event time interval is set when the first pipe enters the path switch state. In some cases, when RTP path switches complete quickly, the path switch summary message group might contain information related to the path switch started events and the path switch completion events. This situation might occur when HPRPSMSG=10 is specified and 20 RTP pipes enter and successfully complete the path switch within 60 seconds. Message group IST1494I (Started) is issued to the console for the first ten RTP pipes. Message group IST1494I (Started) is not issued to the console for the next ten RTP pipes. When all the RTP pipes successfully complete the path switch process, the message group IST1494I (Completed) is issued for the first ten RTP pipes [the RTP pipes for which the message group IST1494I (Started) was previously issued}. Because all of these path switch events occur within the same 60-second interval, a total of ten IST1494I (Started) and ten IST1494I (Completed) message groups are issued to the console. When the 60-second time interval ends, the IST2191I path switch summary message group, similar to the following example, is issued to the console log.

```

IST2191I HPR PATH SWITCH SUMMARY FROM 03/21/06 AT 09:45:14
IST924I -----
IST2192I STARTED = 20
IST2193I TGINOP = 20 SRQTIMER = 0 PSRETRY = 0
IST2194I PARTNER = 0 MNPS = 0 UNAVAILABLE = 0
IST2195I NETWORK = 5 HIGH = 5 MEDIUM = 5 LOW = 5
IST924I -----
IST2196I COMPLETED = 20
IST2195I NETWORK = 5 HIGH = 5 MEDIUM = 5 LOW = 5
IST924I -----
IST2197I FAILED = 0
IST2195I NETWORK = 0 HIGH = 0 MEDIUM = 0 LOW = 0
IST924I -----
IST2198I NETID
IST2199I CPNAME NET HI MED LOW NET HI MED LOW NET HI MED LOW
IST2205I -----
IST2200I NETA 5 5 5 5 5 5 5 5 0 0 0 0
IST2201I SSCP7A 1 1 1 1 1 1 1 1 0 0 0 0
IST2201I SSCP3A 1 1 1 1 1 1 1 1 0 0 0 0
IST2201I SSCP7B 1 1 1 1 1 1 1 1 0 0 0 0
IST2201I SSCP2AB 1 1 1 1 1 1 1 1 0 0 0 0
IST2201I SSCP99 1 1 1 1 1 1 1 1 0 0 0 0
IST924I -----

```

```
IST2206I 40 PATH SWITCH EVENTS FOR 5 CPS IN 1 NETIDS
IST314I END
```

When path switches do not complete quickly, the path switch information associated with a given RTP pipe might be spread across multiple path switch summary message groups. This situation might occur when HPRPSMSG=10 and HPRPST=(4M,4M,2M,2M) are specified, and 20 RTP pipes (five low priority, five medium priority, five high priority, five network priority) enter the path switch state. Message group IST1494I (Started) is issued to the console for the first ten RTP pipes. Message group IST1494I (Started) is not issued to the console for the next ten RTP pipes. In this example, an alternate route is not available. All the RTP pipes remain in the path switch state until their respective HPRPST timers expire. When all the timers have expired, the path switches fail. Because the HPRPST values for the various priorities are specified as different values, the path switches fail at different times. When the current path switch message event interval ends, a summary of twenty path switch started events, which are similar to the following example, is issued to the console.

```
IST2191I HPR PATH SWITCH SUMMARY FROM 04/27/06 AT 06:22:11
IST924I -----
IST2192I STARTED   =    20
IST2193I TGINOP   =    20      SRQTIMER =     0      PSRETRY   =     0
IST2194I PARTNER   =     0      MNPS    =     0      UNAVAILABLE =     0
IST2195I NETWORK   =     5      HIGH    =     5      MEDIUM   =     5      LOW      =     5
IST924I -----
IST2196I COMPLETED =     0
IST2195I NETWORK   =     0      HIGH    =     0      MEDIUM   =     0      LOW      =     0
IST924I -----
IST2197I FAILED    =     0
IST2195I NETWORK   =     0      HIGH    =     0      MEDIUM   =     0      LOW      =     0
IST924I -----
IST2198I NETID      STARTED      COMPLETED      FAILED
IST2199I CPNAME     NET  HI MED LOW  NET  HI MED LOW  NET  HI MED LOW
IST2205I -----
IST2200I NETA        5  5  5  5      0  0  0  0      0  0  0  0
IST2201I SSCP3A      1  1  1  1      0  0  0  0      0  0  0  0
IST2201I SSCP7A      1  1  1  1      0  0  0  0      0  0  0  0
IST2201I SSCP99      1  1  1  1      0  0  0  0      0  0  0  0
IST2201I SSCP7B      1  1  1  1      0  0  0  0      0  0  0  0
IST2201I SSCP2AB     1  1  1  1      0  0  0  0      0  0  0  0
IST924I -----
IST2206I 20 PATH SWITCH EVENTS FOR 5 CPS IN 1 NETIDS
IST314I END
```

In this example, after 2 minutes elapsed, the five network and five high priority RTP pipes failed. After the attempts failed, a new 60-second path switch interval began. The message group IST1494I (Failed) was issued only for the RTP pipes for which the message group IST1494I (Started) was issued previously. When the 60-second interval expired, the path switch summary message group IST2191I was issued:

```
IST2191I HPR PATH SWITCH SUMMARY FROM 04/27/06 AT 06:23:11
IST924I -----
IST2192I STARTED   =     0
IST2193I TGINOP   =     0      SRQTIMER =     0      PSRETRY   =     0
IST2194I PARTNER   =     0      MNPS    =     0      UNAVAILABLE =     0
IST2195I NETWORK   =     0      HIGH    =     0      MEDIUM   =     0      LOW      =     0
IST924I -----
IST2196I COMPLETED =     0
IST2195I NETWORK   =     0      HIGH    =     0      MEDIUM   =     0      LOW      =     0
IST924I -----
IST2197I FAILED    =    10
IST2195I NETWORK   =     5      HIGH    =     5      MEDIUM   =     0      LOW      =     0
IST924I -----
IST2198I NETID      STARTED      COMPLETED      FAILED
IST2199I CPNAME     NET  HI MED LOW  NET  HI MED LOW  NET  HI MED LOW
IST2205I -----
IST2200I NETA        0  0  0  0      0  0  0  0      5  5  0  0
IST2201I SSCP3A      0  0  0  0      0  0  0  0      1  1  0  0
IST2201I SSCP7A      0  0  0  0      0  0  0  0      1  1  0  0
IST2201I SSCP99      0  0  0  0      0  0  0  0      1  1  0  0
IST2201I SSCP7B      0  0  0  0      0  0  0  0      1  1  0  0
IST2201I SSCP2AB     0  0  0  0      0  0  0  0      1  1  0  0
IST924I -----
IST2206I 10 PATH SWITCH EVENTS FOR 5 CPS IN 1 NETIDS
IST314I END
```

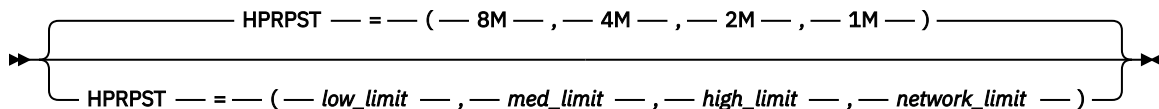
After 4 minutes elapsed, the final ten RTP pipe path switch attempts failed. The following information shows a summary display:

```

IST2191I HPR PATH SWITCH SUMMARY FROM 04/27/06 AT 06:25:11
IST924I -----
IST2192I STARTED      =      0
IST2193I TGINOP      =      0      SRQTIMER =      0      PSRETRY   =      0
IST2194I PARTNER      =      0      MNPS      =      0      UNAVAILABLE =      0
IST2195I NETWORK      =      0      HIGH      =      0      MEDIUM   =      0      LOW      =      0
IST924I -----
IST2196I COMPLETED   =      0
IST2195I NETWORK      =      0      HIGH      =      0      MEDIUM   =      0      LOW      =      0
IST924I -----
IST2197I FAILED       =     10
IST2195I NETWORK      =      0      HIGH      =      0      MEDIUM   =      5      LOW      =      5
IST924I -----
IST2198I NETID        STARTED      COMPLETED      FAILED
IST2199I CPNAME      NET  HI MED LOW  NET  HI MED LOW  NET  HI MED LOW
IST2205I -----
IST2200I NETA         0    0  0  0    0    0  0  0    0    0  5  5
IST2201I SSCP3A       0    0  0  0    0    0  0  0    0    0  1  1
IST2201I SSCP7A       0    0  0  0    0    0  0  0    0    0  1  1
IST2201I SSCP99       0    0  0  0    0    0  0  0    0    0  1  1
IST2201I SSCP7B       0    0  0  0    0    0  0  0    0    0  1  1
IST2201I SSCP2AB      0    0  0  0    0    0  0  0    0    0  1  1
IST924I -----
IST2206I 10 PATH SWITCH EVENTS FOR 5 CPS IN 1 NETIDS
IST314I END

```

HPRPST start option



range: 5 secs - 24 hours (low, medium, high, and network limits)

Specifies the maximum amount of time during which VTAM attempts to perform a path switch before it ends a connection, when HPR=RTP. The value can be expressed as *n*S (seconds), *n*M (minutes), or *n*H (hours). If you do not specify an S, M, or H, seconds are assumed. When VTAM determines that it is necessary to switch paths for the RTP logical connection, it starts a path switch timer.

You can specify different time limits for low, medium, high, and network transmission priority connections. For example, you might allow only a 20-second (20S) limit for interactive connections to remain open during a path switch, but allow an hour (1H) limit for batch connections to remain open while waiting for restoration of a path that is unavailable as a result of maintenance activities.

Although there are no strict rules for coding HPRPST, consider the following conditions:

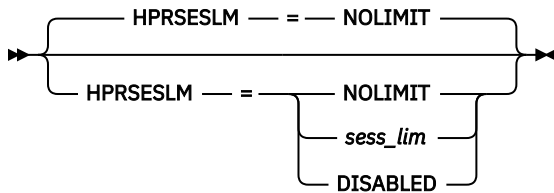
- An interval that is too short might not allow enough time for a path switch attempt to succeed and find a new route. This could be a problem, particularly when the network is congested.
- An interval that is too long might use up storage and could leave an LU in a state in which other LUs or applications cannot communicate with it.
- Set the network transmission priority to a substantially lower value than the other transmission priorities. This allows CP-CP sessions (which carry signals that flow at network priority) to complete a path switch before the path-switch timer for an RTP connection carrying an LU-LU session expires.
- When specifying the HPRPST value, take into consideration HPRPSDLY, which allows you to set a path switch delay.
 - The HPRPSDLY start option affects all RTP pipes with endpoints on the host where it is specified.
 - For RTP pipes that are directly attached to Enterprise Extender, also take into consideration the EE-only path switch delay values that can be specified for individual EE connections with the HPRPSDLY operand. Consider coding the HPRPSDLY operand value EEDELAY for these connections. When you specify the EEDELAY value, and EE is the only path to the RTP partner, specify the HPRPST value to be

sufficiently large to enable the EE connection to be re-established. A sufficiently large value enables the RTP pipe and its associated LU-LU sessions to be successfully recovered. The HPRPSDLY operand is available on the following major nodes:

- For predefined EE connections, define this parameter on the PU definition in the switched major node.
- For EE connection networks, define this parameter on the connection network GROUP definition statements in the EE XCA major node.
- For dial-in EE connections that have associated PUs that are dynamically created, define this parameter on the model major node (DYNTYPE=EE) PU definition statement.
- Although HPR connections that are established for some sessions with multinode persistent session (MNPS) applications might have a network transmission priority, these connections use the HPRPST value that is specified for the high transmission priority limit. See [z/OS Communications Server: SNA Network Implementation Guide](#) for more information about recovering MNPS sessions.

You can change the value of HPRPST with the MODIFY VTAMOPTS command while VTAM is running. The new HPRPST values do not affect existing RTP connections, but are used for any new RTP connections that are activated.

HPRSESLM start option



range: NOLIMIT, DISABLED or 1000 - 2147483647

Rule: HPRSESLM is meaningful only if VTAM provides RTP-level HPR support. At a minimum, the NODETYPE start option must also be coded and the RTP parameter must be specified on the HPR start option.

Use the HPRSESLM start option to limit the number of sessions that VTAM assigns to a single RTP connection (pipe). When the number of sessions assigned to an RTP pipe reaches the specified *sess_lim* value, new sessions are no longer assigned to that RTP pipe until the number of sessions falls below the specified *sess_lim* value; instead, another RTP pipe is chosen or created for the new sessions. Limiting the number of sessions on a single RTP pipe can result in significant performance improvement by allowing concurrent traffic on multiple RTP pipes.

HPRSESLM=NOLIMIT

Specifies that VTAM should not enforce a limit on the number of sessions assigned to an RTP pipe.

HPRSESLM=sess_lim

Specifies that VTAM should limit the number of sessions assigned to an RTP pipe to the number specified by the *sess_lim* value. The *sess_lim* value is a decimal integer in the range 1000 - 2147483647.

HPRSESLM=DISABLED

Specifies that VTAM should completely disable the HPRSESLM function to allow this level of VTAM to coexist with older releases of VTAM. HPRSESLM=DISABLED is meaningful only on interchange nodes (ICNs). If you specify HPRSESLM=DISABLED on any other type of APPN node, IST1070I is displayed and HPRSESLM is set to NOLIMIT.

If HPRSESLM is not set to DISABLED, then you can change the value of HPRSESLM (to any valid value except DISABLED) while VTAM is running by issuing the MODIFY VTAMOPTS command. If HPRSESLM is set to DISABLED, then you can only change the HPRSESLM value by stopping and restarting VTAM. Although changing HPRSESLM does not affect any sessions that have already been assigned to an RTP pipe, the changes to HPRSESLM take effect immediately. If you specify HPRSESLM=NOLIMIT, then VTAM

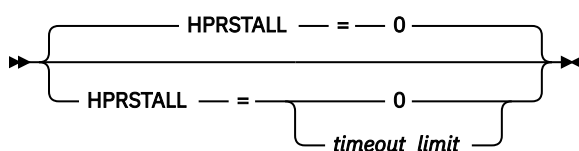
does not enforce a session limit for all new and existing RTP pipes when new sessions are established. If you specify HPRSESLM=sess_lim, then VTAM immediately begins enforcing the specified session limit (for all new and existing RTP pipes) when new sessions are established.

The sess_lim value specified for HPRSESLM does not represent an absolute session limit. The actual number of sessions assigned to an RTP pipe can exceed the specified sess_lim value during normal operation.

- If multiple sessions (that are between the same two APPN nodes and that are requesting the same class of service) are initiated at the same time, then most or all of these sessions can be assigned to the same RTP pipe and result in the specified sess_lim value being exceeded. This is because of a time delay between when an RTP pipe is assigned to a session and when the active session count for that RTP pipe is incremented.
- Although VTAM does not assign new sessions to an RTP pipe that has reached or exceeded the specified sess_lim value, the APPN node on the other end of that RTP pipe can continue to add new sessions to that RTP pipe. The node on the other end of an RTP pipe might continue adding new sessions in the following circumstances:
 - The node on the other end of the RTP pipe is not a VTAM node and does not support the HPRSESLM (or equivalent) function.
 - The node on the other end of the RTP pipe is a VTAM running an earlier (pre-V1R10) release of z/OS Communications Server and does not support the HPRSESLM function.
 - The node on the other end of the RTP pipe is a VTAM running z/OS Communications Server V1R10 or later but has specified a larger HPRSESLM value than this VTAM. (For best results, specify the same HPRSESLM value on all of your VTAMs.)
 - The nodes on both ends of the RTP pipe are VTAMs running z/OS Communication Server V1R10 or later and have specified the same HPRSESLM value, but both nodes are adding sessions to the same RTP pipe at approximately the same time.
- The HPRSESLM start option is not enforced for RTP pipes that are created for interchange node (ICN) sessions. ICN sessions (sessions that traverse both APPN and subarea portions of the SNA network through an interchange node) impose special requirements for choosing an RTP pipe that has an ICN as one or both of the endpoints. In some cases, the ICN and the partner RTP node must both choose the RTP pipe that will be used for an ICN session, but they must choose it at different times. If these two nodes do not choose the same RTP pipe for the ICN session, then the ICN session fails with sense code 0897000A when the BIND arrives at the ICN over the wrong RTP pipe. To prevent this type of problem from occurring because the two nodes involved have different sess_lim values specified, the HPRSESLM start option is not enforced for RTP pipes created for ICN sessions.

Rule: Except when HPRSESLM=DISABLED is specified, VTAM ICNs running z/OS Communications Server V1R10 or later always separate ICN session onto their own RTP pipes by using a unique network connection endpoint (NCE) when creating RTP pipes for ICN sessions. This unique ICN NCE prevents pure APPN (non-ICN) sessions from sharing the same RTP pipe as ICN sessions. In a typical mixed APPN and subarea network, there are generally many more pure APPN sessions than ICN sessions. Although VTAM does not enforce the HPRSESLM start option for ICN sessions, separating ICN sessions onto their own RTP pipes prevents ICN sessions from overloading the RTP pipes that were created for pure APPN sessions and minimizes the possibility of placing too much session traffic on RTP pipes that were created for ICN sessions.

HPRSTALL start option



range:

0 or 30 - 3600

Rule: HPRSTALL is meaningful only if VTAM provides RTP-level HPR support. At a minimum, the NODETYPE start option must also be coded and the RTP parameter must be specified on the HPR start option.

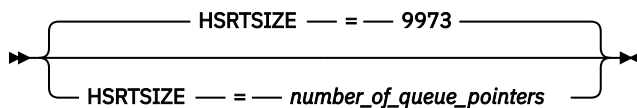
Specifies the amount of time that an RTP pipe can remain continuously stalled before VTAM stops it.

An RTP pipe stalls when the partner RTP requests retransmission of at least one network layer packet (NLP), but the request cannot be honored. A stall also occurs when the partner RTP repeatedly requests transmission of the same NLP. When both conditions are in effect simultaneously, each stall is timed separately.

You must specify the time in full seconds, in the range 30 - 3600. If you omit HPRSTALL or specify 0, VTAM does not automatically stop stalled RTP pipes.

You can change the HPRSTALL value with the MODIFY VTAMOPTS command while VTAM is running. For RTP pipes that are already stalled when the option is modified, the time is measured from when the stall began, not from when you issued the command.

HSRTSIZE start option

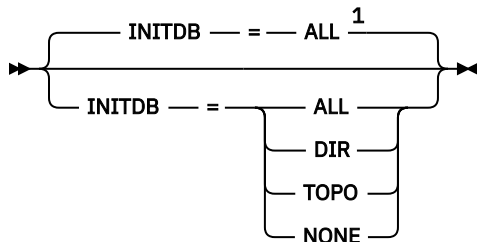


range:

1-2097148

Specifies the number of queue pointers in the symbol resolution table (SRT) for the network containing the VTAM host node.

INITDB start option



Notes:

¹ INITDB is meaningful only if the NODETYPE=NN start option is also used.

Specifies whether the directory services and the topology and routing services databases are loaded when VTAM is started.

INITDB=ALL

Specifies that both databases are loaded.

INITDB=DIR

Specifies that only the directory services database is loaded.

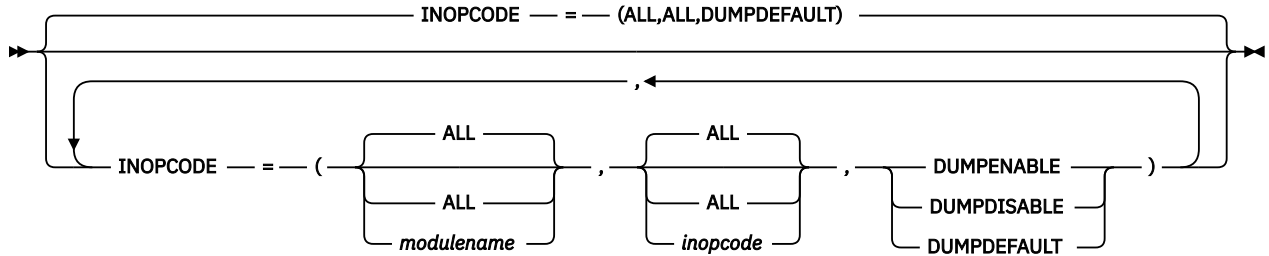
INITDB=TOPO

Specifies that only the topology and routing services database is loaded.

INITDB=NONE

Specifies that neither database is loaded.

INOPCODE start option



Three positional parameters must be specified:

- The name of the VTAM module containing *inopcode*. A value of ALL indicates all modules containing *inopcodes*. A null value also indicates all modules containing *inopcodes*.
- The *inopcode* within *modulename* to which the *dump attribute* is assigned. A value of ALL indicates all *inopcodes* within the module or modules. A null value also indicates all *inopcodes* within the module or modules. When specifying an InOpCode, always specify three digits by including any leading zeros.
- The dump attribute to be assigned:

INOPCODE=DUMPENABLE

Enables the *dump attribute* for *modulename* and *inopcode*. May be abbreviated as DUMPE.

INOPCODE=DUMPDISABLE

Disables the *dump attribute* for *modulename* and *inopcode*. May be abbreviated as DUMPD.

INOPCODE=DUMPDEFAULT

Restores the IBM default *dump attribute* for *modulename* and *inopcode*. May be abbreviated as DUMPDEF.

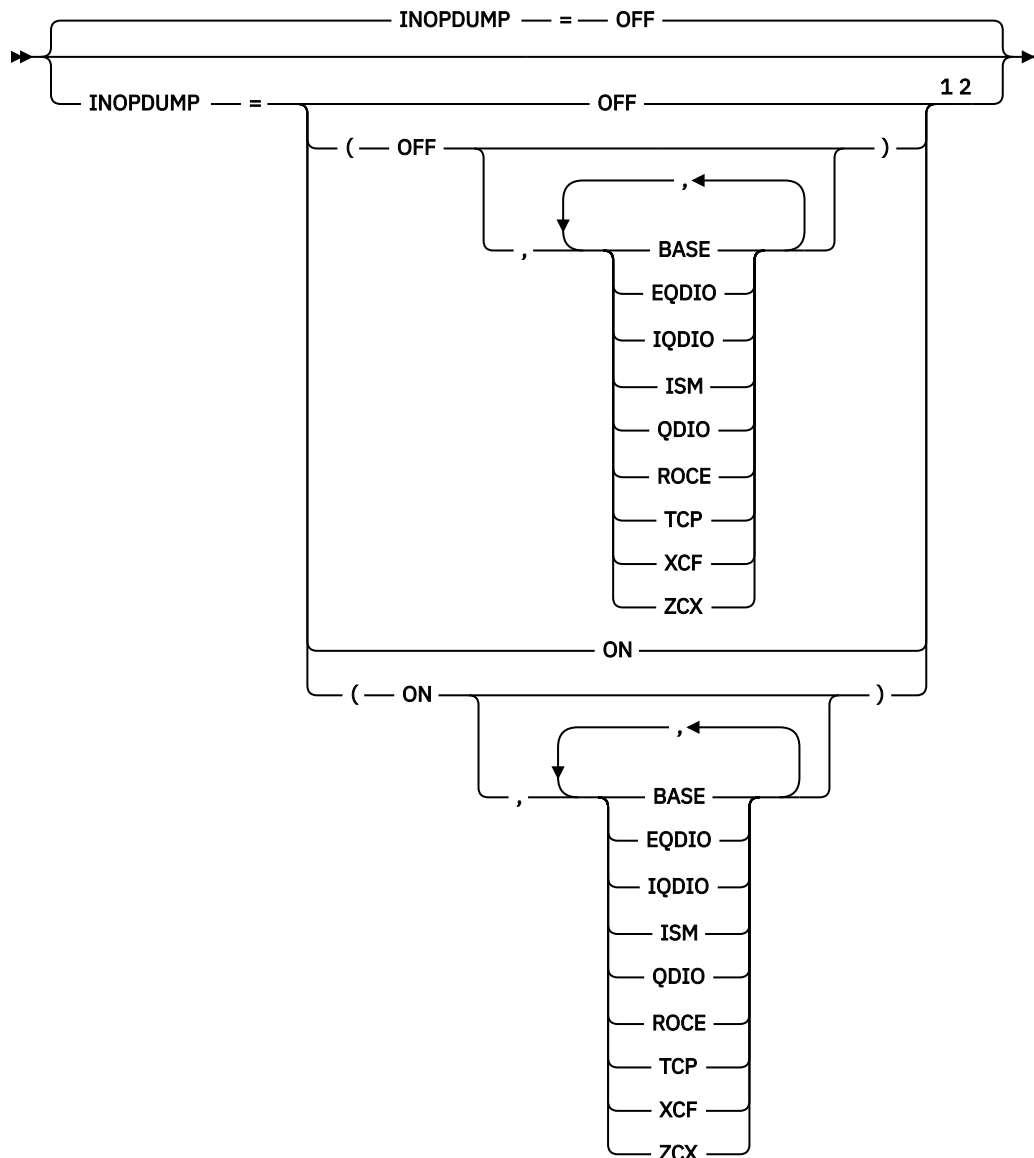
When *modulename* detects an inoperative condition, it assigns a predefined *inopcode*. Subsequently, if INOPDUMP is active for the resource on which the condition was detected and the *dump attribute* for the *modulename inopcode* is DUMPENABLE (and an INOPDUMP was not previously taken for the resource) an INOPDUMP is forced. The INOPCODE start option (and MODIFY command) provide more granular control of the INOPDUMP function.

Tip: The *dump attribute* keyword DUMPDEFAULT is provided primarily for the MODIFY INOPCODE command.

Restrictions:

- When specifying an InOpCode for the second parameter, always specify three digits by including any leading zeros.
- If ALL is specified for *modulename*, then ALL must be specified for *inopcode*.

INOPDUMP start option



Notes:

- ¹ INOPDUMP status is propagated to resources that are defined within a transport resource list entry when the entry is activated.
- ² The INOPCODE start option provides more granular control of the INOPDUMP function. Refer to the INOPCODE in this section and the [DISPLAY INOPCODE](#) command in [z/OS Communications Server: SNA Operation](#) for additional details.

Specifies whether VTAM dumps should be generated whenever VTAM detects certain inoperative conditions.

INOPDUMP is used to enable and disable diagnostic dumps for certain channel related inoperative conditions. INOPDUMP can be set in the following manner:

- Globally set for all channel related resources.
- Selectively set for a subset of resources that INOPDUMP control groups identify.
- Individually set for a specific TRLE by the MODIFY INOPDUMP command.

INOPCODE is used to enable and disable dumping for a specific INOPCODE. See “[INOPCODE start option](#)” on page 579 and [z/OS Communications Server: SNA Operation](#) for additional details about how these functions interact.

You can change the INOPDUMP value with the MODIFY VTAMOPTS command while VTAM is running. You can also change the INOPDUMP value or apply a value to a specific TRLE or set of TRLEs with the MODIFY INOPDUMP command while VTAM is running.

Global INOPDUMP settings

INOPDUMP=OFF

Specifies that dumps are not taken.

INOPDUMP=ON

Specifies that dumps are taken.

Selective INOPDUMP settings by control groups

INOPDUMP=(OFF,ctrlgrp,ctrlgrp,..ctrlgrp)

Specifies that dumps are not taken for resources that are associated with the identified control groups.

INOPDUMP=(ON,ctrlgrp,ctrlgrp,..ctrlgrp)

Specifies that dumps are taken for resources that are associated with the identified control groups.

The INOPDUMP control group *ctrlgrp* can be one of the following values:

BASE

Includes the IUTSAMEH and AHHC TRLE control resources, as well as all non-TRLE based channel resources. For example, Local SNA (PU4/PU2), CTC, and MPC.

EQDIO

Includes all TRLEs that are associated with Network Express Adapters.

IQDIO

Includes all TRLEs that are associated with HiperSockets.

ISM

Includes all TRLEs that are associated with Shared Memory Communications - Direct Memory Access (SMC-D).

QDIO

Includes all TRLEs that are associated with OSA-Express adapters. CHPID types include OSD, OSM and OSX.

ROCE

Includes all TRLEs that are associated with Shared Memory Communications over RDMA enhancements (SMC-R).

TCP

Includes all TRLEs that are associated with TCP exclusive DLCs. For example, CTC.

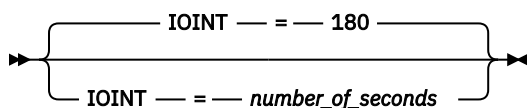
XCF

Includes all TRLEs that are associated with XCF sysplex connections.

ZCX

Includes all TRLEs that are associated with network support for z/OS Container Extensions.

IOINT start option



range:

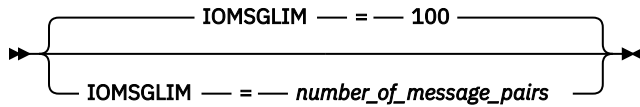
0–5366000

Specifies the number of seconds after which any outstanding response for most request units sent by VTAM is identified with a VTAM message.

Coding IOINT=0 deactivates the function. If you code a value less than 60, IOINT=60 (1 minute) is assumed.

You can change the value of IOINT with the MODIFY VTAMOPTS command or the MODIFY IOPD command while VTAM is running.

IOMSGLIM start option



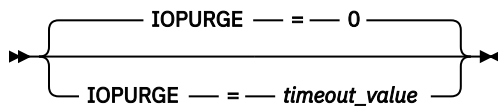
range: 1–100

Limits the number of pairs of IST530I and IST1436I messages that are written for individual subareas by the IOPD facility. If the number of pending I/O operations for a subarea is greater than the value specified, then the IOPD facility writes only one message pair for each type of pending I/O operation for that subarea instead of one message pair per pending operation. The default value ensures that a message pair is written for each pending I/O operation.

Note: The default IOMSGLIM start option value is 100. This will cause a summary message, IST9821, to be issued when the number of IST530I message groups exceeds 100, preventing the console or PPO to be flooded.

You can change the value of IOMSGLIM with the MODIFY VTAMOPTS command while VTAM is running.

IOPURGE start option



range: 0, or 30 seconds–7 days (or equivalent value in seconds, minutes, or hours)

Specifies an interval after which outstanding I/O requests are purged. The types of outstanding I/O requests that are checked are:

- CDINIT requests
- Direct search list requests
- APPN search requests
- HPR route setup requests
- HPR route test requests

Before this function (or when IOPURGE is set to zero), outstanding I/O requests could remain outstanding indefinitely. For example, when an intermediate host that is used in session routing goes down, it cannot respond to a session establishment request from an LU. The LU then remains hung as it waits indefinitely for a response. However, when an IOPURGE value expires, the outstanding request is canceled (a negative acknowledgement is sent) the LU is freed, and VTAM continues to search for a session establishment for the LU on an alternate path.

It is recommended that you set an IOPURGE value of three minutes or more, or set the value for twice as long as session setup usually takes.

In some circumstances, for example logging on a remote LU by way of a slow modem, session setup might take longer and the IOPURGE should be adjusted upward accordingly. In these circumstances, if you set IOPURGE too low, a session request is canceled before a response can be sent and received, and the session request will have to be repeated.

Setting too low a value could also generate unnecessary searches. For instance, using the above example of the intermediate routing host: the host might be slow to respond, rather than inactive, and setting too low a value for IOPURGE could cancel a request that would have completed and cause VTAM to continue to search for a session establishment.

If you specify a value less than 30 seconds, VTAM uses IOPURGE=30 (seconds).

You can change the value of IOPURGE with the MODIFY VTAMOPTS command or the MODIFY IOPURGE command while VTAM is running.

n or nS

Specifies the number of seconds that can pass before a response is assumed to be lost.

nM

Specifies the number of minutes that can pass before a response is assumed to be lost.

nH

Specifies the number of hours that can pass before a response is assumed to be lost.

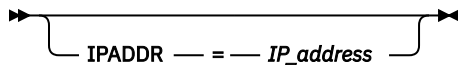
nD

Specifies the number of days that can pass before a response is assumed to be lost.

0

Specifies that you do not want to use this function.

IPADDR start option



Specifies the IP address at the local TCP/IP stack. If the local TCP/IP stack has multiple static IPv4 VIPA addresses, use IPADDR to specify which of those static VIPA addresses you want other Enterprise Extender nodes to use in order to communicate with this host. Alternatively, the HOSTNAME start option can be coded to provide a host name to be resolved into the static VIPA address. If neither IPADDR nor HOSTNAME are specified, the default is to use the first static IPv4 VIPA address in the TCP/IP stack's (the referenced TCPNAME start option stack) HOME list.

The IPADDR operand can also be specified on the Enterprise Extender XCA major node GROUP definition statement. Specifying the IPADDR operand on the EE XCA major node GROUP definition statement is necessary in the following cases:

- When your Enterprise Extender configuration requires the use of multiple static VIPAs
- When HOSTNAME was coded as a start option and the value of hostname resolves to an IP address different from the IP address that is to be used for this EE XCA major node GROUP definition statement.

The address must be specified in dotted decimal format for an IPv4 address (for example, IPADDR=4.6.41.7) or in colon-hexadecimal format for an IPv6 address (for example, IPADDR=2000::67:1:2).

Note:

1. The IPADDR start option is used only when the IPADDR and HOSTNAME operands are not specified on the XCA major node (MEDIUM=HPRIP) GROUP definition statements, and the HOSTNAME start option was not coded.
2. The IPADDR start option can be dynamically modified using MODIFY VTAMOPTS under certain conditions. An attempt to modify IPADDR to be a nonzero IP address will be failed with message IST448I if a static VIPA address has been obtained from the TCP/IP stack named in the TCPNAME start option and is being used for active Enterprise Extender connections. All active Enterprise

Extender lines must be deactivated before the MODIFY VTAMOPTS,IPADDR=*IP address* will be accepted.

If the MODIFY command is successful, displays of VTAM start options will show the new value immediately; however, the new value will not be used until all Enterprise Extender lines whose GROUP definition statements do not have HOSTNAME or IPADDR explicitly coded are inactive. Any subsequent activation for an Enterprise Extender line whose GROUP definition statement does not have HOSTNAME or IPADDR explicitly coded will make use of the new IPADDR start option value. If the HOSTNAME start option is currently in use when the MODIFY VTAMOPTS is performed to activate IPADDR, the HOSTNAME start option is reset (for example, treated as if MODIFY VTAMOPTS,HOSTNAME=NONE was also coded) as part of processing the MODIFY VTAMOPTS.

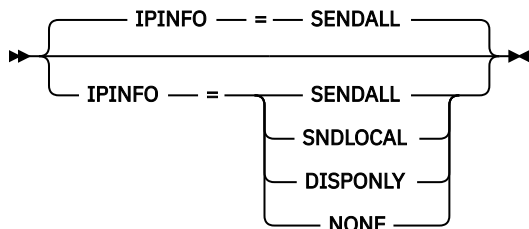
A value of 0.0.0.0, or an IPv6 IP address of all zeros, usually written as ::, can be specified for the IPADDR value on the MODIFY VTAMOPTS command as a mechanism for clearing the value of the current IPADDR start option. This option will be failed, however, with message IST448I, if the Enterprise Extender XCA major node is active.

3. HOSTNAME and IPADDR cannot be modified using one MODIFY VTAMOPTS command. If both start options are specified on the same MODIFY command, they will both be ignored and message IST1917I will be generated.
4. If the IPADDR and the HOSTNAME operands are not specified on any of the GROUP definition statements within the Enterprise Extender XCA major node, then either the HOSTNAME, TCPNAME or IPADDR start option must be specified in order to initiate an Enterprise Extender link. If VTAM has been activated without the specification of one of these options then the MODIFY VTAMOPTS command can be used to set one of these options. If an Enterprise Extender link activation is attempted without HOSTNAME, TCPNAME or IPADDR specified then the link activation will fail with the IST1890I message.
5. If either the IPADDR or the HOSTNAME operand is specified on any GROUP definition statement within the Enterprise Extender (XCA) definition, it must be specified on all Enterprise Extender GROUP definition statements (or defaulted from the VTAM start options).
6. The TCPNAME start option is required in a CINET environment if any of the following conditions exist:
 - The IPADDR parameter is specified on any of the Enterprise Extender XCA major node GROUP definition statements.
 - The HOSTNAME parameter is specified on any of the Enterprise Extender XCA major node GROUP definition statements.
 - The HOSTNAME keyword is specified as a VTAM start option.

If OMVS is not initialized at Enterprise Extender line activation, a Common INET environment is assumed.

In this case, if an Enterprise Extender link activation is attempted without TCPNAME specified, then the link activation will fail with message IST1897I.
7. If both the IPADDR and the HOSTNAME start options are specified on the VTAM START command, the value of the IPADDR start option is ignored.
8. IPADDR is meaningful only if the NODETYPE start option is also used.

IPINFO start option



Specifies whether VTAM should externalize information from the TCP/IP Information Control Vector (CV X'64') associated with applications, logical units, and cross-domain resources that represent TN3270 clients. The TCP/IP Information Control Vector may have been received from the TN3270 client during resource activation (for TN3270 clients that are owned by this host) or on cross-domain session establishment flows (for TN3270 clients that are owned by other hosts). The IPINFO start option setting applies to all TCP/IP information received by VTAM, whether it is received from a locally owned resource or a cross-domain resource.

For TN3270 clients that are owned by this host, the associated TCP/IP information, if saved, is maintained as long as the resource remains session capable. For TN3270 clients that are owned by other hosts, the associated TCP/IP information, if saved, is maintained as long as one or more sessions exist to the TN3270 client.

You can dynamically change the value of IPINFO using the MODIFY VTAMOPTS command.

IPINFO=NONE

Specifies that TCP/IP information should not be maintained by VTAM at all. Therefore, it cannot be displayed or provided to other products, exits, or nodes.

IPINFO=DISPONLY

Specifies that TCP/IP information should be maintained by VTAM and used for VTAM DISPLAY purposes. The TCP/IP information will not be sent to exits; will not be available to the USS component for substitution into USS messages; and will not be sent to cross-domain hosts.

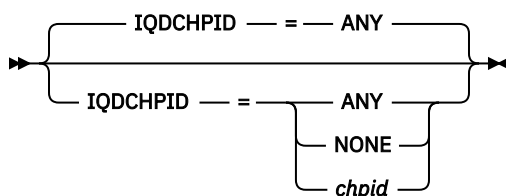
IPINFO=SENDLOCAL

Specifies that TCP/IP information should be maintained by VTAM and used for VTAM DISPLAY purposes. Additionally, VTAM will also make this TCP/IP information available to the USS component for substitution into USS messages, the Session Management Exit, the TIVMON Exit, and locally owned applications using the LOGON exit.

IPINFO=SENDALL

Specifies that TCP/IP information should be maintained by VTAM and used for VTAM DISPLAY purposes. VTAM will make this TCP/IP information available to the USS component for substitution into USS Messages, the Sessions Management Exit, the TIVMON exit, and locally owned applications using the LOGON exit. VTAM will also include TCP/IP information on cross-domain session establishment flows involving TN3270 clients, so that other nodes can make use of this information.

IQDCHPID start option



`IQDCHPID = chpid` specifies the (hexadecimal) CHPID (Channel Path ID) that is to be used for HiperSockets communications from this LP (Logical Partition) to other LPs within this central processor complex (CPC) for TCP/IP Dynamic XCF support. This start option allows the user to designate or reserve a specific IQD CHPID for use by dynamic XCF HiperSockets. This option does not affect user defined HiperSockets devices. HiperSockets is used for TCP/IP Dynamic XCF support. All instances of TCP/IP started within this z/OS Communications Server LP will use this same CHPID Dynamic XCF HiperSockets device. VTAM will dynamically construct an HiperSockets TRLE using the HiperSockets subchannel devices associated with this CHPID. The dynamic TRLE created will have a name of IUTIQDIO.

A TRLE that has the reserved name IUTIQDIO indicates it is the HiperSockets device that is built and used exclusively for dynamic XCF support. The PORTNAME will have a name of IUTIQDxx where xx = the IQD CHPID selected by VTAM. All LPs within this CPC using z/OS CS HiperSockets support that specify the same CHPID will gain *internal connectivity* by the way of dynamic XCF using HiperSockets. If the CPC is enabled to use multiple channel subsystems and the LPs are not using the same CSS channel subsystem, then the IQD CHPID must be defined (in HCD) to span the applicable CSSs. The CHPID is specified as a

single hexadecimal byte or 2 digits (for example, F2). The IQDCHPID start option can also be modified. To understand the effects of modifications to IQDCHPID on an active system, see the IQDCHPID option of the MODIFY VTAMOPTS command in *z/OS Communications Server: SNA Operation*. This start option is valid only if the associated processor hardware support is available. When the processor support is not available, this start option is ignored and cannot be modified or displayed.

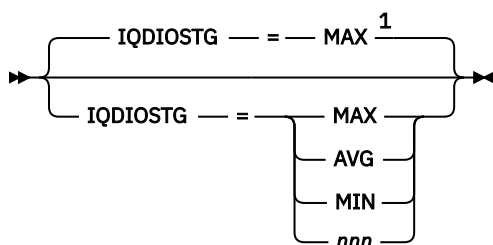
The three possible definitions are:

- IQDCHPID = ANY is the default and indicates that any HiperSockets CHPID can be used for the Dynamic XCF HiperSockets device. If ANY is specified or defaulted, then:
 - When the first HiperSockets device is activated, VTAM will use the first acceptable HiperSockets CHPID detected (having at least 3 subchannel devices associated with the CHPID) to dynamically build the IUTIQDIO TRLE.
 - Within HCD (or IOCDs), only one HiperSockets CHPID must be defined for this Logical Partition. If VTAM finds more than one HiperSockets CHPID, the HiperSockets activation will not be allowed (because it is considered an ambiguous definition). Users who require (and therefore define in HCD/IOCDs) a single HiperSockets CHPID for a given Logical Partition can use the default of ANY.
- IQDCHPID = NONE will prevent VTAM from activating the IUTIQDIO TRLE which is associated with Dynamic XCF HiperSockets device. The NONE option does not affect (block) the use of user defined HiperSockets devices. All subsequent attempts to activate HiperSockets from any TCP/IP stack within this LP will be prevented (rejected).
- IQDCHPID = *chpid* is the (hexadecimal) value for a specific HiperSockets (IQD) CHPID which is to be used to build the IUTIQDIO TRLE used only for Dynamic XCF. If the CHPID is specified, it must match one of the IQD CHPIDs that was also defined using HCD (or IOCDs). This LP must be eligible to connect to this specific CHPID and must have a minimum of three subchannel devices associated with this CHPID. The value must be specified as a single-byte hexadecimal number (for example, IQDCHPID=F2). This option is intended for users who must define multiple HiperSockets CHPIDs within HCD [for example, users who plan to use both dynamically defined HiperSockets devices (Dynamic XCF) and user defined HiperSockets devices].

Note:

1. In order to use HiperSockets communications, this processor must have the necessary hardware support. This start option cannot be specified, modified, or displayed on a processor without the hardware support.
2. HiperSockets activation requires a minimum of three subchannel devices and uses a maximum of ten subchannel devices. The HiperSockets subchannel devices associated with the selected IQD CHPID will be grouped together into a single MPC group (two read/write control devices and up to eight data devices). The subchannel devices must be online.

IQDIOSTG start option



Notes:

- ¹ This option only affects iQDIO devices that use a MFS of 64k. The smaller frame sizes will always use 126 SBALs.

Specifies how much storage VTAM keeps available for read processing for all HiperSockets data devices that use a MFS (Maximum Frame Size) of 64k. The HiperSockets MFS is defined in HCD. The HiperSockets storage units are defined in QDIO SBALs (QDIO read buffers). Each SBAL is 64k. For most users, the

default setting will be the most suitable option. The storage used for this read processing is allocated from CSM data space 4k pool, and is fixed storage.

HiperSockets devices that are defined with a smaller MFS (16k, 24k, or 40k) are not affected by this start option. Those devices will use 126 SBALs.

The recommended values can be configured by specifying MAX, AVG, or MIN, which are predefined constants (number of SBALs) that are most appropriate for this type of adapter. MAX allows for the best performance (for example, throughput), but requires more storage. Conversely, MIN could be used for devices with lighter workloads or where system storage might be constrained. Also, instead of using one of the 3 predefined values, users can instead define a specific value for IQDIOSTG (the exact number of SBALs), such as IQDIOSTG=100. The supported range is 8 (minimum supported value) to 126 (maximum supported value). The predefined and possible user defined values for IQDIOSTG are:

IQDIOSTG=MAX

Specifies the recommended maximum (126 SBALs for a total of 7.8 MB). This is the default setting.

IQDIOSTG=AVG

Specifies the recommended average (96 SBALs for a total of 6 MB).

IQDIOSTG=MIN

Specifies the recommended minimum (64 SBALs for a total of 4 MB).

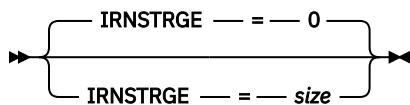
IQDIOSTG=nnn

Specifies the user defined specific number of SBALs, valid range of 8 - 126 (see Note 1).

Note:

1. If you elect to define a specific value versus the recommended values, carefully evaluate your system storage and performance needs for your HiperSockets devices. The amount of storage used is (NNN x 64k) x number of active iQDIO data devices.
2. You can use VTAM tuning stats to evaluate your needs and usage. Under a sample (typical) workload, the NOREADS counter should remain low (close to 0). If this count does not remain low you might need to consider a higher setting for IQDIOSTG. RMF can also be used to evaluate the correct setting for your environment. RMF records send failures, which can be an indication that the target LP (logical partition) does not have enough storage (read SBALs).
3. You can override the IQDIOSTG value for a given HiperSockets device by using the READSTORAGE parameter on the IPAQIDIO LINK, the IPAQIDIO INTERFACE, or the IPAQIDIO6 INTERFACE statement in the TCP/IP profile.

IRNSTRGE start option

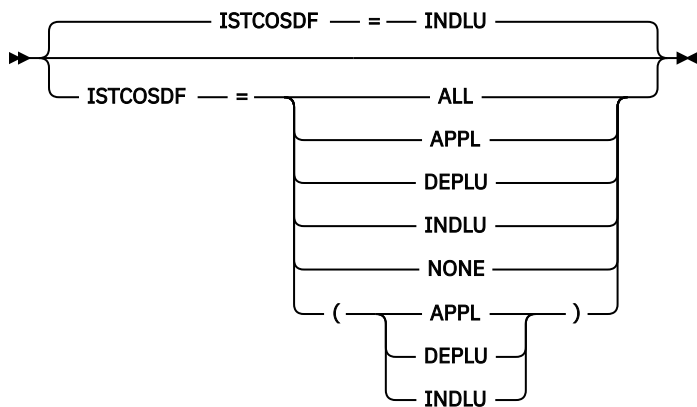


range:

1–2147483647 bytes

Defines the maximum size of the virtual area in VTAM storage that can save host intermediate routing node (IRN) transmissions. If zero (the default) is used, the amount of storage is unlimited.

ISTCOSDF start option



Specifies the resource types that can use the ISTCOSDF logmode entry. This entry is used when the logmode name specified for the session is not found.

You can change the value of ISTCOSDF with the MODIFY VTAMOPTS command while VTAM is running.

ISTCOSDF=ALL

Indicates that the ISTCOSDF logmode entry will be used by the following resources:

- Application programs
- Dependent LUs
- Independent LUs

ISTCOSDF=APPL

Indicates that ISTCOSDF is restricted to use by application programs.

ISTCOSDF=DEPLU

Indicates that ISTCOSDF is restricted to use by dependent LUs.

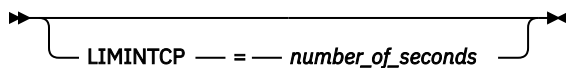
ISTCOSDF=INDLU

Indicates that ISTCOSDF is restricted to use by independent LUs.

ISTCOSDF=NONE

Indicates that the function is disabled.

LIMINTCP start option



dependencies:

LIMRES=YES

range:

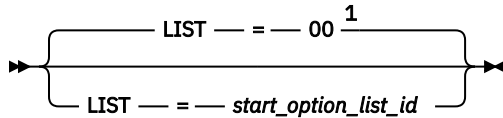
0-65535

Specifies the interval to retain a free SNASVCMG session on limited resources for a control point. The control point SNASVCMG session is used for some network management flows. LIMRES=YES must be coded on applicable GROUP, LINE, or PU definition statements for LIMINTCP to be effective.

If you do not code LIMINTCP, the limited resource function is not supported for network management flows. This function is supported only on network management flows using the CP SNASVCMG session. It is not supported on APPN CP sessions or dependent LU server sessions. Note that in a subarea environment, CP refers to the SSCP.

You can change the value of LIMINTCP with the MODIFY VTAMOPTS command while VTAM is running. However, though you can modify the value of LIMINTCP, there is not a way to dynamically turn off its function after VTAM has started.

LIST start option



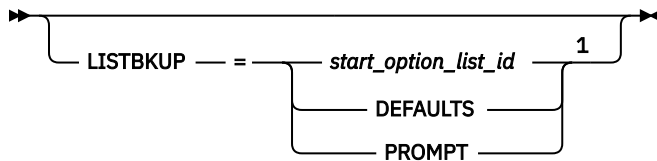
Notes:

¹ LIST can be entered by a VTAM operator only. If LIST is coded in an ATCSTRxx file, it is considered to be an error and is ignored.

Specifies which list of predefined start options is used to start VTAM. Each ATCSTRxx list is filed in the VTAM definition library. You can choose any two alphanumeric characters or national characters (#,@,&) for the value of xx to identify user-defined lists of start options.

For more information about start option lists, see [z/OS Communications Server: SNA Network Implementation Guide](#).

LISTBKUP start option



Notes:

¹ LISTBKUP can be coded in a start option file only. If you enter it on the START command or at an operator prompt, VTAM will ignore it.

Specifies what action is taken when VTAM detects an error in a start file.

LISTBKUP=start_option_list_id

Specifies the 2-letter start list identifier (ATCSTRyy) of another start file to process in place of the file in error. All options in the start file in error are set to the values before the file was processed and ATCSTRyy is processed.

If the backup file contains errors, LISTBKUP=yy is ignored to prevent possible looping. However, LISTBKUP=DEFAULTS or LISTBKUP=PROMPT is processed in a backup file.

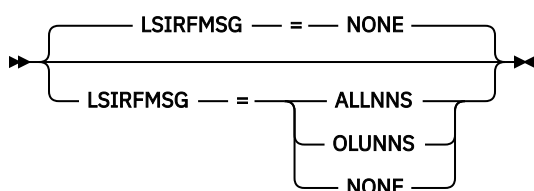
LISTBKUP=DEFAULTS

Causes the options in the start file in error to be set to the values they had before the file was processed. VTAM then continues processing.

LISTBKUP=PROMPT

Causes all valid options in the start file to be set. The operator is prompted to enter overrides to the options that are not valid.

LSIRFMSG start option



Controls the display of IST663I, IST664I, and IST889I messages when an APPN locate search fails to find the destination LU. The ESIRFMSG and FSIRFMSG start options can be used in conjunction with LSIRFMSG to generate additional messages as part of this message group.

- ESIRFMSG controls whether IST891I, IST892I, and IST893I are displayed.
- FSIRFMSG controls whether the IST1942I, IST1943I, IST1944I, IST1945I, IST1946I, IST1947I, IST1948I, IST1949I, IST1950I, IST1951I, IST1952I, IST1953I, IST2208I, and IST2209I messages are displayed.

LSIRFMSG is meaningful only if the NODETYPE=NN start option is also used.

You can change the value of LSIRFMSG with the MODIFY VTAMOPTS command while VTAM is running.

LSIRFMSG=ALLNNS

Specifies that APPN locate search failure messages are always to be issued by this network node regardless of node role.

LSIRFMSG=OLUNNS

Specifies that APPN locate search failure messages are to be issued by this network node, only when acting as the network node server of the OLU or when acting as the origin directory server of the search.

LSIRFMSG=NONE

Specifies that APPN locate search failure messages are not to be issued by this network node.

Guideline: Because of the volume of messages that can be generated, it is not recommended that this option be enabled during normal operation. Instead, it is recommended that this option be enabled (using the MODIFY VTAMOPTS command) on all necessary hosts only when trying to diagnose specific problems. Once the problem has been diagnosed or documentation has been collected, this option should be disabled once again (using the MODIFY VTAMOPTS command).

Tip: When ESIRFMSG or FSIRFMSG start options are used in conjunction with LSIRFMSG, then ALLSSCP is equivalent in function to ALLNNS and OLUSSCP is equivalent in function to OLUNNS.

MAINTLVL start option

MAINTLVL — = — *maintenance_level*

Specifies which maintenance level is running on a host. You can code up to eight characters to identify the maintenance level, and the identifier can be displayed by an operator.

If you do not specify a maintenance level identifier, blanks are displayed. Any characters except the equals sign (=), comma (,), and left and right parentheses are allowed.

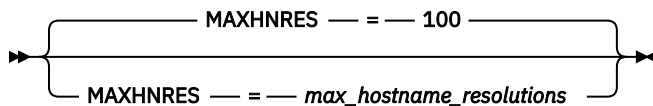
MAXEETST start option

MAXEETST — = — 500
MAXEETST — = — *max_ee_connectivity_tests*

range: 1-1000

Specifies the maximum number of Enterprise Extender connectivity tests (D NET,EEDIAG,TEST=YES commands) that are allowed to run concurrently. When this maximum is reached, all subsequent EE connectivity tests are rejected until some of the previous test commands complete processing. If the current value of the MAXEETST is not appropriate for your system, you can modify the MAXEETST value by using the MODIFY VTAMOPTS command.

MAXHNRES start option



range: 2-500

Specifies the maximum number of host name resolution requests that can run concurrently. This start option controls host name resolution requests for the following functions:

- EE line activation
- Dialing an EE switched PU
- Host name filters specified on D NET,EE commands
- Host name filters specified on D NET,EEDIAG commands

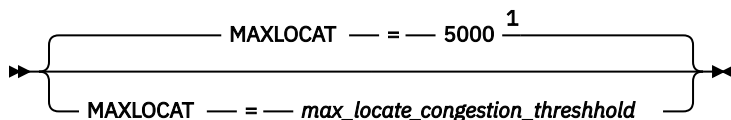
The MAXHNRES start option is closely related to the DLRTCB start option. The MAXHNRES start option controls the number of subtasks that VTAM allows for Enterprise Extender host name resolution requests. The MAXHNRES start option value is internally added to the value of the DLRTCB start option value, but the resulting value cannot exceed the DLRTCB upper limit. This enables VTAM to govern the number of TCBs used to perform EE host name resolutions.

Restriction: The DLRTCB and MAXHNRES start options cause control blocks to be built below the 16-megabyte line. Therefore, the availability of storage might limit the value that you can code, and conversely, the value you code might impact the availability of the storage.

Results:

- When the total number of resolver requests for D NET,EE and D NET,EEDIAG commands reaches the MAXHNRES value, all subsequent D NET,EE and D NET,EEDIAG commands that specify host name filters are rejected until some of the previous resolver requests complete.
- The number of concurrent requests allowed for EE display command processing is limited to 80% of the MAXHNRES value. This ensures that 20% of the task control blocks remain available for line activation or dial processing.
- When a D NET,EE or D NET,EEDIAG command is entered with both a local and remote host name filter, VTAM initiates two host name resolution requests. Therefore, one display command can account for two host name resolutions that run concurrently.

MAXLOCAT start option



Notes:

¹ MAXLOCAT is meaningful only if NODETYPE is specified.

range: 100-65535

Specifies the maximum locate congestion threshold value to be reached before VTAM suspends sending APPN search requests to an adjacent CP. The maximum locate congestion threshold is determined by the following formula:

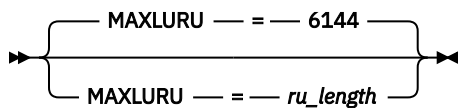
(queued requests plus queued replies for the adjacent CP) ×
(number of seconds since last response from adjacent CP)

VTAM resumes sending APPN search requests to an adjacent CP when a minimum congestion threshold is reached. The minimum threshold is based on the number of queued searches waiting to be sent to the adjacent CP. When the queued searches are reduced to 10% of the number on the queue when the maximum locate congestion threshold was reached, new APPN search requests are again sent to the adjacent CP.

Even after VTAM suspends sending APPN search requests to an adjacent CP, VTAM continues to queue APPN search replies to the adjacent CP. If the number of queued requests plus the number of queued replies reaches 200% of the MAXLOCAT value and a minimum time interval has been exceeded, VTAM stops the CP-CP session to the adjacent CP. VTAM stops the CP-CP session with a sense code that can be tried again and retries the CP-CP session. The minimum time interval is based on the time since VTAM issued message IST1601I, which indicates that routing to this node has been suspended. If the IOPURGE value is less than the default of 180 seconds, then the minimum time interval is 180 seconds. Otherwise, the minimum time interval is the current IOPURGE value.

If you specify a value less than 100, VTAM uses MAXLOCAT=100 as the MAXLOCAT value.

MAXLURU start option

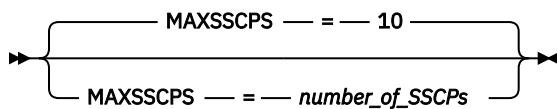


range: 1–65535 bytes

Specifies the maximum length, in bytes, for request units (RUs) in LU-LU sessions that have a VTAM application as an endpoint.

You can change the value of MAXLURU with the MODIFY VTAMOPTS command while VTAM is running.

MAXSSCPs start option

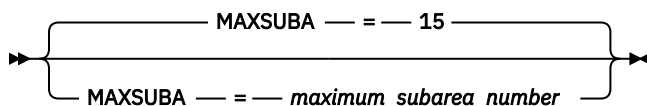


range: 1–255

Specifies the maximum number of SSCP's on a specific path that are searched for the destination SSCP before alternate paths are tried. This number affects the rerouting of both session initiation requests (CDINIT) and direct search routing requests (INQUIRE APPSTAT).

You can change the value of MAXSSCPs with the MODIFY VTAMOPTS command while VTAM is running.

MAXSUBA start option



dependencies: required if ENA not supported

range: 1–255

Specifies the highest subarea value that can be assigned to any node within this network for communicating with NCPs and SSCP's that do not support extended network addressing (ENA).

This operand is required if any host or NCP in the network does not support ENA.

If you code MAXSUBA, the value must be the same for all nodes (including NCP) in the same network.

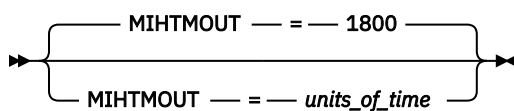
Note: If you have coded a node to function solely as an end node or network node (NODETYPE=EN or NN), then MAXSUBA should not be coded because it has no effect. If you code it, error messages will be issued, but the node will come up.

The MAXSUBA value is rounded up to the next higher 2^n-1 . For example, if MAXSUBA is coded as 10, the next higher 2^n-1 is 15. Therefore, VTAM uses a MAXSUBA value of 15.

In networks that have no pre-ENA nodes, or where you do not want to communicate with any such nodes, you do not need to code MAXSUBA.

See [z/OS Communications Server: SNA Network Implementation Guide](#) for MAXSUBA usage considerations.

MIHTMOUT start option



dependencies:

does not apply to MPC

range:

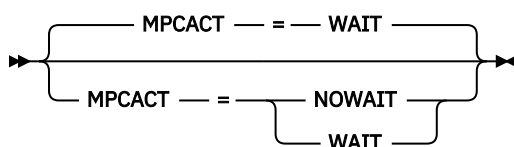
1–2147483647

Specifies the time (in tenths of a second) that allows you to adjust the missing interrupt handling interval during channel-to-channel communication between two VTAMs or between VTAM and an IBM 3172 Interconnect Controller.

Note: This start option does not apply to attachments between two hosts that use the multipath channel (MPC) feature. See “Multipath channel support” on page 74 and in the [z/OS Communications Server: SNA Network Implementation Guide](#) for information on MPC.

You can change the value of MIHTMOUT with the MODIFY VTAMOPTS command while VTAM is running.

MPCACT start option



Specifies whether activations of MPC subchannel groups are to be suspended if the minimum number of read and write subchannels is not available, either because they are offline or because no valid path exists to the connecting host. VTAM automatically resumes activation when the minimum number of subchannels becomes available. At least one read device and one write device are needed to activate an MPC group.

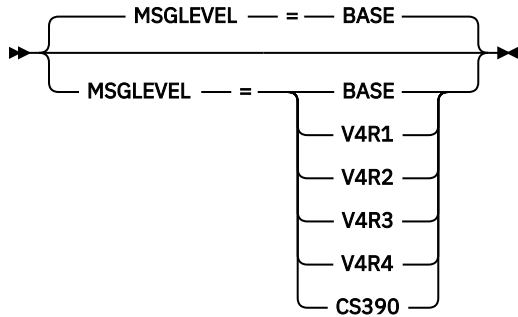
MPCACT=WAIT

Specifies that VTAM is to suspend activations of MPC subchannel groups if the minimum number of read and write subchannels is not available, either because they are offline or because no valid path exists to the connecting host. VTAM automatically resumes activation when the minimum number of subchannels becomes available.

MPCACT=NOWAIT

Specifies that VTAM is to fail activations of MPC subchannel groups if the minimum number of read and write subchannels is not available. The system operator must manually try these activations again after the minimum number of subchannels becomes available.

MSGLEVEL start option



Specifies the version of the messages to use for those messages listed in [z/OS Communications Server: SNA Messages](#). If the MSGLVL operand is specified on the USSMSG macroinstruction, it overrides the value specified on the MSGLEVEL start option.

Note: You can abbreviate the MSGLEVEL start option to MSGLVL.

You can change the value of MSGLEVEL with the MODIFY VTAMOPTS command while VTAM is running.

MSGLEVEL=BASE

Specifies that for all messages, except those that are coded otherwise in the USS table, VTAM issues the pre-V4R1 message that this message number replaces.

See [z/OS Communications Server: SNA Messages](#) for a list of messages replaced by a new message or a message group.

If you specify MSGLEVEL=BASE and there are duplicate names in your SNA interconnected networks, you might not know which resource the message applies to because the message does not use a network-qualified name.

MSGLEVEL=V4R1

Specifies that VTAM issues the V4R1 message or messages, except for those that are coded otherwise in the USS table.

See [z/OS Communications Server: SNA Messages](#) for a list of messages replaced by a V4R1 message or message group.

MSGLEVEL=V4R2

Specifies that VTAM issues the V4R2 message or messages, except for those that are coded otherwise in the USS table.

See [z/OS Communications Server: SNA Messages](#) for a list of messages replaced by a V4R2 message or message group.

MSGLEVEL=V4R3

Specifies that VTAM issues the V4R3 message or messages, except for those that are coded otherwise in the USS table.

See [z/OS Communications Server: SNA Messages](#) for a list of messages replaced by a V4R3 message or message group.

MSGLEVEL=V4R4

Specifies that VTAM issues the V4R4 message or messages, except for those that are coded otherwise in the USS table.

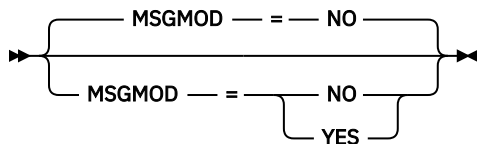
See [z/OS Communications Server: SNA Messages](#) for a list of messages replaced by a V4R4 message or message group.

MSGLEVEL=CS390

Specifies that VTAM issues the z/OS Communications Server message or messages, except for those that are coded otherwise in the USS table.

See [z/OS Communications Server: SNA Messages](#) for a list of messages replaced by a z/OS Communications Server message or message group.

MSGMOD start option



Specifies whether VTAM should identify the issuing VTAM module in a message.

You can change the value of MSGMOD with the MODIFY VTAMOPTS command or the MODIFY MSGMOD command while VTAM is running.

MSGMOD=NO

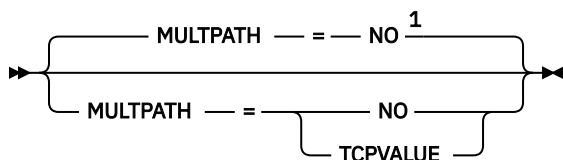
Specifies that VTAM does not identify the issuing VTAM module in a VTAM message.

MSGMOD=YES

Specifies that VTAM inserts the last five characters of the name of the VTAM module that issued a VTAM message into each VTAM message following the message identifier.

Note: Messages might be truncated if you specify this option.

MULTPATH start option



Notes:

¹ MULTPATH is meaningful only if the NODETYPE start option is also specified.

You can configure TCP/IP to use multiple paths for outbound packets. Use the MULTPATH start option to enable or disable this function for Enterprise Extender (EE). You can change the value of MULTPATH by issuing the MODIFY VTAMOPTS command while VTAM is running.

MULTPATH=NO

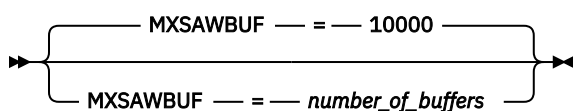
Disables multipath routing support for EE connections regardless of the TCP/IP profile IPCONFIG MULTIPATH or IPCONFIG6 MULTIPATH setting in a TCP/IP stack.

MULTPATH=TCPVALUE

Indicates that VTAM accepts the setting of the TCP/IP stack that is associated with EE to control multipath routing for EE connections.

The setting of the TCP/IP profile IPCONFIG MULTIPATH or IPCONFIG6 MULTIPATH determines the multipath routing control in a TCP/IP stack.

MXSAWBUF start option

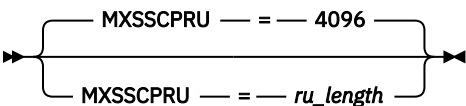


range:

1–2147483647

Specifies the maximum number of buffers used for session awareness (SAW).

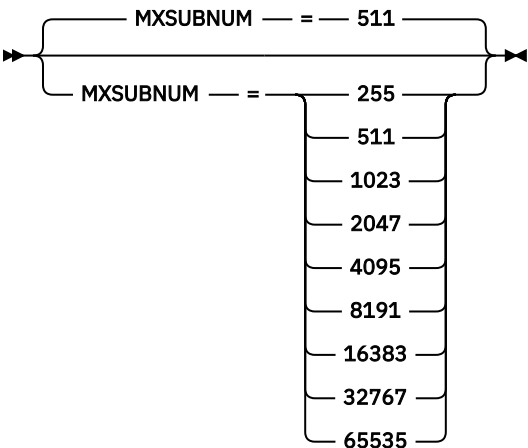
MXSSCPRU start option



range: 1–65535 bytes

Specifies the maximum length for RUs in SSCP sessions (SSCP-PU, SSCP-LU, and SSCP-SSCP).

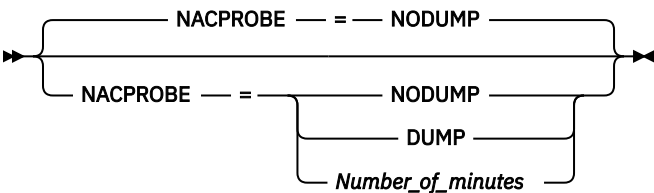
MXSUBNUM start option



Specifies the maximum subarea number supported by a network to which a host VTAM is interconnected. If the value coded is not one of the values listed above, VTAM will not accept this start option for processing.

Note: The value specified on the HOSTSA start option cannot exceed the value specified for MXSUBNUM.

NACPROBE start option



Specifies whether VTAM takes an FFST probe dump when VTAM does not complete the CLOSE ACB processing for an application in a timely manner. The title of the dump is "NACCT -- CLOSE TIMER EXPIRED FOR *applname*". Alternatively, you can use this option to specify the time interval at which VTAM takes an FFST probe dump when VTAM does not complete the CLOSE ACB processing for another application in a timely manner.

VTAM must complete the CLOSE ACB processing in a timely manner; otherwise, VTAM takes an FFST probe dump to notify the user and forces the CLOSE ACB processing to complete.

Issue the MODIFY VTAMOPTS command to change the NACPROBE value when VTAM is running. The MODIFY VTAMOPTS command changes the value immediately.

Issue the DISPLAY VTAMOPTS command to display the NACPROBE value.

NACPROBE=NODUMP

Specifies that VTAM does not take an FFST probe dump when VTAM does not complete the CLOSE ACB processing for an application in a timely manner.

NACPROBE=DUMP

Specifies that VTAM takes an FFST probe dump when VTAM does not complete the CLOSE ACB processing for an application in a timely manner. If the CLOSE ACB processing for another application does not complete in a timely manner, VTAM does not take another FFST probe dump if the previous FFST probe dump was taken less than 30 minutes ago.

NACPROBE=Number_of_minutes

Specifies that VTAM takes an FFST probe dump when VTAM does not complete the CLOSE ACB processing for an application in a timely manner only if the interval specified by the *Number_of_minutes* value has been exceeded since a previous FFST probe dump was taken for another application.

Valid values for *Number_of_minutes* are in the range 1 - 1440 minutes (1440 minutes specifies 1 day).

Note: If VTAM does not take an FFST probe dump because of the NACPROBE start option value, VTAM forces the CLOSE ACB processing to complete and issues the following message:

```
IST2364I CLOSE ACB TIMER EXPIRED FOR applname
```

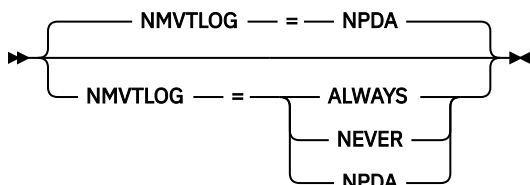
NETID start option

➤ NETID — = — *network_id* ➤

Specifies the required 1–8 character identifier of the network containing the host.

Note: The use of the national character, #, is discouraged, because this character might not be present on keyboards of terminals produced in some countries. Because # might not be available on all terminals, SNA architecture specifically excludes # from the list of valid characters that can be used for defining network names (NETIDs). Although VTAM allows you to use #, other products might enforce this restriction.

NETID should be unique to each network within a set of SNA interconnected networks. Within each network, each SSCP must have the same NETID. Besides NETID, a gateway configuration requires GWSSCP=YES and an SSCPNAME.

NMVTLOG start option

Specifies when VTAM is to record network management vector transport (NMVT) records in LOGREC.

NMVTLOG=ALWAYS

Specifies that VTAM always records NMVT alerts in LOGREC.

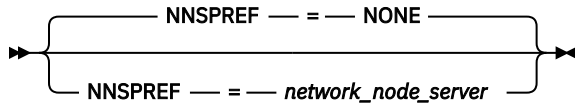
NMVTLOG=NEVER

Specifies that VTAM never records NMVT alerts in LOGREC.

NMVTLOG=NPDA

Specifies that VTAM records NMVT alerts in LOGREC only when the NetView hardware monitor, NPDA, is not active.

NNSPREF start option



Specifies whether or not network node server dynamic switching is enabled for this end node.

Note: NNSPREF is valid only if the NODETYPE=EN start option is also used.

NNSPREF=NONE

Specifies that dynamic switching of the network node server will not be enabled.

If NNSPREF=NONE is specified through MODIFY VTAMOPTS, dynamic switching will be disabled. Existing CP-CP sessions with the current NNS will not be affected.

NNSPREF=network_node_server

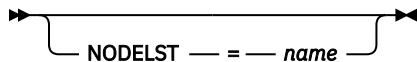
Specifies the end node's preferred network node server. The name specified can be fully qualified with a network ID. If the network node server specified is not qualified with a network ID, the network ID of the end node will be used as the default. By specifying this start option with the name of a preferred network node server, the EN will dynamically switch CP-CP sessions from its current network node server to the preferred network node server when a CP-capable physical link is activated with the preferred network node server.

In addition, when CP-capable links specified in the VTAM configuration list are automatically activated at VTAM startup, only the link to the preferred network node server (if one exists) will trigger CP-CP session activation. If CP-CP sessions to the preferred network node server have not been initiated by the end of VTAM initialization, the network node server (NETSRVR) list will then be used to select a network node server.

This start option is modifiable using the MODIFY VTAMOPTS command. The network node specified for NNSPREF on the MODIFY VTAMOPTS command does not have to be predefined in the active network node server list and there does not have to be a nameless entry to handle it in the absence of an explicit entry. The value specified on the MODIFY command effectively gets dynamically added to the active NETSRVR list. This entry becomes the preferred entry and will have a higher priority than any other entry in the current NETSRVR list. The switching to the new preferred network node server will take place automatically if there is already an active CP-capable physical link to the new server.

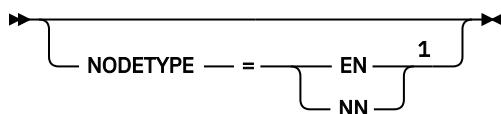
Note: The switching could cause new session requests for resources on the EN to fail until the switching is complete.

NODELST start option



Provides the 3–8 character name of the configuration restart file in which VTAM maintains a list of all currently active major nodes.

NODETYPE start option



Notes:

¹ NODETYPE enables APPN function. The combination of HOSTSA, NODETYPE, and SACONNS determines the configuration (subarea node, interchange node, migration data host, network node, or end node).

Possible node configurations and their functional ability are summarized in [Table 59 on page 566](#).

Specifies the node type that is presented to other APPN nodes. When NODETYPE is not specified, the node operates as a subarea node and all type 2.1 connections are managed as LEN connections. Also, the new start options, definition statements, and operands pertinent to APPN function are ignored.

When NODETYPE is specified, the HOSTSA and/or SACONNS start options determine whether this VTAM will also function as a subarea node. If HOSTSA= is coded and SACONNS= is not coded or SACONNS=YES is coded, then this VTAM will provide subarea function. If HOSTSA= is not coded, or HOSTSA= is coded and SACONNS=NO is coded, then this VTAM will not provide subarea function.

If you want a pure APPN node, then you should not code the HOSTSA start option or you must code SACONNS=NO. Additionally, the DYNASSCP, GWSSCP, and MAXSUBA start options should not be coded because they have no effect. If you code them, the node will come up, but you will get error messages.

NODETYPE=EN

Specifies that the node is an end node. When NODETYPE=EN and subarea function has been enabled (see above), the node operates as a migration data host. If subarea function has not been enabled, the node operates as a pure end node. When the node is configured as a migration data host or end node, attempts to activate an NCP will fail. NCPs can be contacted, however.

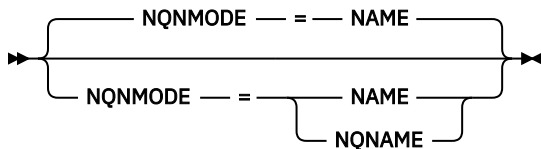
NODETYPE=NN

Specifies that the node is a network node. When NODETYPE=NN and subarea function has been enabled (see above), the node operates as an interchange node. If subarea function has not been enabled, the node operates as a pure network node. Interchange nodes can own NCPs and their resources.

NOTRACE start option

For a description of the NOTRACE start option, see “TRACE for MODULE, STATE (with OPTION), or VTAM internal trace” on [page 633](#) and “TRACE for buffer, I/O, QDIOSYNC, SMS, or STATE (with ID) traces” on [page 628](#).

NQNMODE start option



Specifies whether VTAM defines cross-network resources by both their non-network-qualified names and their network-qualified names or only by their network-qualified names.

If NQNMODE is specified on the CDRSC definition statement, it overrides the value specified on the NQNMODE start option. Dynamic CDRSCs and independent LUs which are defined using LOCADDR=0 are defined with the NQNMODE start option.

You can change the value of NQNMODE with the MODIFY VTAMOPTS command while VTAM is running.

NQNMODE=NAME

Specifies that the cross-network resource is defined by both its network-qualified name and its non-network-qualified name. The same-network CDRSC is always considered to be defined using NQNMODE=NAME because it is always identified by its non-network-qualified name. This is the mode in which pre-V4R1 releases of VTAM operate.

If a CDRSC is defined using NQNMODE=NAME (either by definition or start option), then no other resource can be defined to that host by the same non-network-qualified name.

NQNMODE=NQNAME

Specifies that the cross-network resource is defined by its network-qualified name and is not defined to this host by its non-network-qualified name.

If you have duplicate names in your SNA interconnected networks and prefer not to use other forms of alias name translation, you can specify (either by definition or start option) NQNMODE=NQNAME.

NSRTSIZE start option

NSRTSIZE — = — (— *netid* — , — *size* —)

range (size):

1–2097148

Specifies the number of queue pointers in the symbol resolution table (SRT) for the network identifier or identifiers you specify. VTAM uses the value when it allocates an SRT directory size for a specific network identifier. NSRTSIZE allows you to override OSRTSIZE for a maximum of nine network identifiers.

You can code a maximum of nine *netid, size* pairs. *netid* can be any network identifier other than the VTAM host network identifier. If you specify the host network identifier, it is ignored and *size* is used.

For network identifiers not in the list, the value specified or defaulted for OSRTSIZE is used. The OSRTSIZE start option defines the directory size for all network identifiers not defined by the NSRTSIZE option.

NUMTREES start option

NUMTREES — = — 100

NUMTREES — = — *number_of_routing_trees* ¹

Notes:

¹ NUMTREES is meaningful only if the NODETYPE=NN start option is also used.

range:

2–10000

Specifies a limit on the number of routing trees retained in the topology and routing services tree cache. Topology and routing services uses the trees when it receives requests for session routes. When the limit is reached, the oldest unused routing trees are discarded.

Setting a high number for NUMTREES makes session setup faster, but takes up more storage than a low number. If needed, you can free some storage by setting a lower number for NUMTREES, but session setup will then take longer because routes will have to be calculated.

You can change the value of NUMTREES with the MODIFY VTAMOPTS command while VTAM is running.

OSRTSIZE start option

OSRTSIZE — = — 43

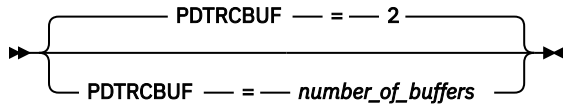
OSRTSIZE — = — *number_of_queue_pointers*

range:

1–2097148

Specifies the number of queue pointers in the symbol resolution table (SRT) directory for networks other than the VTAM host node's network.

PDTRCBUF start option

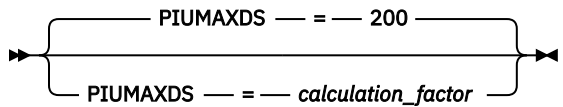


range: 2–255

Specifies the number of buffers to build for a session monitor request.

You can change the value of PDTRCBUF with the MODIFY VTAMOPTS command while VTAM is running.

PIUMAXDS start option

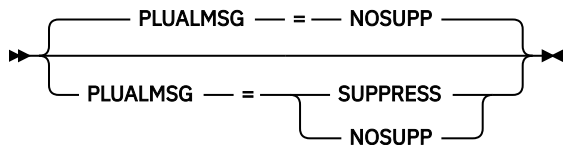


range: 0–2147483647

A factor used in an equation to calculate the maximum buffer limit for PIU data space.

You can change the value of PIUMAXDS with the MODIFY VTAMOPTS command while VTAM is running.

PLUALMSG start option



Specifies whether VTAM is to suppress duplicate session setup failure messages associated with LOGAPPL failures to the same PLU.

You can change the value of PLUALMSG with the MODIFY VTAMOPTS command while VTAM is running.

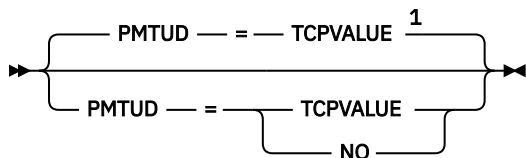
PLUALMSG=NOSUPP

Specifies that VTAM does not suppress the session setup failure messages.

PLUALMSG=SUPPRESS

Specifies that VTAM suppresses duplicate session setup failure messages.

PMTUD start option



Notes:

¹ PMTUD is meaningful only if the NODETYPE start option is also used.

A TCP/IP stack can use path MTU discovery to dynamically learn the maximum MTU for the total IP network connection. Use the PMTUD start option to enable and disable path MTU discovery for IPv4 Enterprise Extender (EE) connections and IPv6 EE connections. You can change the value of PMTUD with the MODIFY VTAMOPTS command while VTAM is running.

PMTUD=TCPVALUE

Indicates that VTAM accepts the TCP/IP stack (associated with EE) setting to control path MTU discovery for both IPv4 and IPv6 EE connections.

IPv4

For IPv4 EE connections, the TCP/IP stack associated with EE is enabled to use path MTU discovery with the PATHMTUDISCOVERY operand on the IPCONFIG profile statement. For more information about the TCP/IP PATHMTUDISCOVERY setting, see [z/OS Communications Server: IP Configuration Reference](#).

IPv6

For IPv6 EE connections, path MTU discovery is always enabled in the TCP/IP stack. The TCPVALUE setting indicates that VTAM accepts the TCP/IP stack (associated with EE) setting. Therefore, path MTU discovery is also enabled by default for IPv6 EE connections.

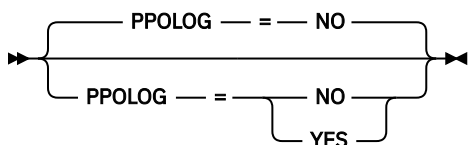
PMTUD=NO

Disables path MTU discovery for IPv4 EE connections and IPv6 EE connections.

Requirement: Path MTU discovery uses ICMP fragmentation-needed errors to detect the PMTUD for a path. If you use path MTU discovery, you must permit ICMP errors to flow to all hosts along the path of a connection. PATHMTUDISCOVERY does not function if a firewall blocks ICMP errors.

Tip: If you do not want path MTU discovery enabled for EE, but you want to limit the maximum packet size that EE will transmit, consider specifying the MTU operand available on the following major nodes:

- For EE connection networks, you can define the MTU operand on the connection network GROUP definition statements in the EE XCA major major node.
- For dial-in EE connections with associated PUs that are dynamically created, you can define the MTU operand on the model major node (DYNTYPE=EE) PU definition statement.
- For predefined EE connections, you can define the MTU operand on the PU definition statement in the switched major node.

PPOLOG start option

Specifies how much information is to be recorded in the primary program operator (PPO) log. When a PPO is running, the following events are always recorded in the PPO log:

- Commands issued by the program operator.
- Messages issued by VTAM in response to those commands.
- Unsolicited VTAM messages (for example, messages pertaining to alerts).

Note: When the NetView program is running, it is always the PPO.

The PPOLOG start option allows you to record the following additional events in the PPO log:

- Commands entered at the system console.
- Messages issued by VTAM in response to those commands.

PPOLOG is supported by the NetView program. It should be used only if the PPO can support the option.

You can change the value of PPOLOG with the MODIFY VTAMOPTS command or the MODIFY PPOLOG command while VTAM is running.

PPOLOG=NO

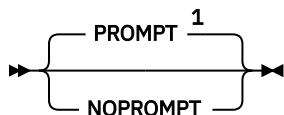
Specifies that VTAM commands entered at the system console and messages VTAM issues in response are not recorded in the PPO log.

PPOLOG=YES

Specifies that all VTAM commands entered at the system console (except START and HALT) and all messages VTAM issues in response are recorded in the PPO log.

Note: Messages that are suppressed by the MODIFY SUPP command or by the SUPP start option are recorded in the PPO log, but do not appear on the system console. However, if multiple console support (MCS) is included in the system, all suppressed messages, originally destined for an MVS console, are sent to the hardcopy log.

PROMPT and NOPROMPT start option



Notes:

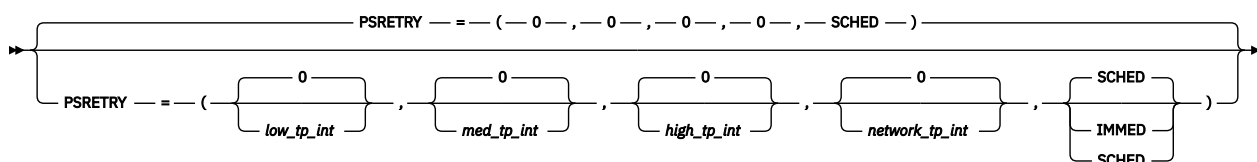
¹ A VTAM operator cannot enter the PROMPT or NOPROMPT start option; it can be coded only in ATCSTR00. The value coded in ATCSTR00 is ignored if start options are entered on the START command or if VTAM finds an error in a start list. Upon finding an error in a start list, VTAM prompts the operator so that the operator can specify the option correctly.

Specifies whether VTAM prompts the VTAM operator to enter VTAM start options. PROMPT and NOPROMPT can be coded only in the ATCSTR00 predefined list of start options. You cannot code PROMPT in any other predefined start option list. If you include PROMPT or NOPROMPT in a predefined list other than ATCSTR00, the option will be ignored.

If you code NOPROMPT in ATCSTR00, VTAM does not prompt the operator. If NOPROMPT appears in ATCSTR00, you cannot override it by including PROMPT on the START command or in a predefined list. Do not put NOPROMPT in ATCSTR00 unless you are sure that a VTAM operator will never want to change the VTAM start options.

Note: If start options are entered with the START command, PROMPT is ignored.

PSRETRY start option



range: 1 minute - 24 hours (expressed as nS, nM, or nH)

Specifies the interval between attempts to switch a rapid transport protocol (RTP) session to another path that can be equal to or better than the current path.

The following values indicate the transmission priority interval:

low_tp_int

Specifies the time interval for low transmission priority RTP connections.

med_tp_int

Specifies the time interval for medium transmission priority RTP connections.

high_tp_int

Specifies the time interval for high transmission priority RTP connections.

network_tp_int

Specifies the time interval for network transmission priority RTP connections.

You can specify different transmission priority time limits for low, medium, high, and network transmission priority connections. For example, you might want a batch connection to wait longer

intervals than an interactive connection before looking for another path which may be equal to or better than the current path.

If you do not specify an S, M, or H on a transmission priority interval, seconds are assumed.

Results:

- Specifying too short an interval might have a negative effect on network performance, especially if there are many RTP connections.
- If you specified the PSRETRY start option, the following commands trigger path switches for all RTP sessions, regardless of the PSWEIGHT start option value:

- `MODIFY procname,TGP,TGPNAME=tg_profile,ID=adjacent_node,TGN=tgn`

This command changes the TG characteristics for a TG.

- `MODIFY procname,TOPO,FUNCTION=quiesce_normal,ORIG=origin_node,DEST=dest_node,TGN=tgn`

This command changes a TG from QUIESCE to NORMAL or from NORMAL to QUIESCE.

This means that RTP sessions might be switched to the same path even if PSWEIGHT is set to LESSTHAN. For information about PSWEIGHT, see “PSWEIGHT start option” on page 605. For more information, see the [MODIFY TGP](#) and [MODIFY TOPO](#) commands in [z/OS Communications Server: SNA Operation](#).

Immediate path switches

Specifies whether an immediate attempt to switch RTP sessions to another path is triggered when a link on this host is activated or changes status, regardless of the specified time intervals.

SCHED

Specifies that a link activation or status change does not trigger an attempt to switch RTP sessions to another path. The path switch retry function follows the scheduled transmission priority time intervals.

IMMED

Specifies that a link activation or status change triggers an attempt to switch RTP sessions to another path.

Guideline: When using the function provided with PSRETRY, it is very important to ensure that the nodes in the network have a consistent and symmetrical view of the weights of the paths involved, as indicated with APPNCOS tables.

Results:

1. If the appropriate PSRETRY transmission priority interval value is nonzero, one path might be based on the PSRETRY time after an RTP pipe activates to store the path weight.
2. If the PSRETRY immediate function initiates a path switch, PSRETRY does not initiate any other path switches for that transmission priority until the full PSRETRY time for that transmission priority expires.
3. If you specify IMMED, when a link on this host is activated or changes status for more than 15 times in 24 hours, the PSRETRY IMMED function does not attempt any further path switches because of status changes to the link until the next topology garbage collection time. The topology garbage collection occurs every 24 hours. You can use the **DISPLAY NET, TOPO, LIST=SUMMARY** command to display the date and time of the last topology garbage collection. See the [DISPLAY TOPO](#) command in [z/OS Communications Server: SNA Operation](#) for additional information.
4. PSRETRY behaves differently with links that originate on a network node and connect to an end node. If you specify PSRETRY time intervals or PSRETRY IMMED on an end node, a change in a TG that originates on the end node will trigger the path switch retry function to attempt a path switch. However, if you specify PSRETRY time intervals or PSRETRY IMMED on a network node, a change in a TG that originates on the network node will not trigger the path switch retry function. This anomaly occurs because the route selection process uses only links that originate on the end node to determine the path of an RTP pipe when an end node is one of the endpoints.

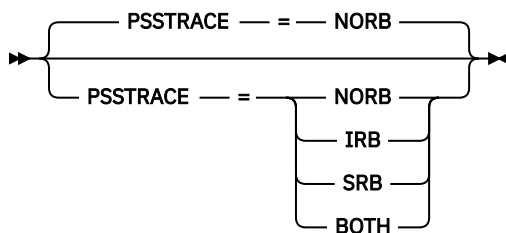
Specifying IMMED prevents a link that experiences repeated INOPs from causing excessive path switches. However, PSRETRY transmission priority intervals can still trigger RTP path switches even if a link on this host is activated or changes status for more than 15 times in 24 hours.

Tip:

1. You can set the value PSRETRY=(0,0,0,0,SCHED) or use the default values to disable the path switch retry function.
2. You can set the value PSRETRY=(0,0,0,0,IMMED) to disable regularly scheduled path switch retry attempts to reduce the performance impact, but to retain the path switch retry function for a link activation or status change on this host.

You can change the PSRETRY values with the MODIFY VTAMOPTS command while VTAM is running.

PSSTRACE start option



Specifies whether IRB trace entries, SRB trace entries, both, or neither should be generated when the VTAM internal trace (VIT) is turned on with OPTION=PSS or OPTION=ALL.

PSSTRACE=IRB

Includes IRB entries in the VTAM internal trace.

PSSTRACE=SRB

Includes SRB entries in the VTAM internal trace.

PSSTRACE=BOTH

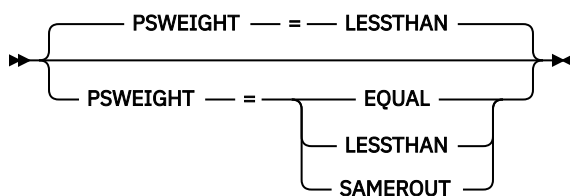
Includes IRB and SRB entries in the VTAM internal trace.

PSSTRACE=NORB

Does not include IRB nor SRB entries in the VTAM internal trace.

You can change the value of PSSTRACE with the MODIFY VTAMOPTS command while VTAM is running.

PSWEIGHT start option



Specifies the weight comparison between an old route and a newly calculated route before a path switch is attempted because of the PSRETRY function.

Note: When using the function provided with PSWEIGHT, it is very important to ensure that the nodes in the network have a consistent and symmetrical view of the weights of the paths involved, as indicated by way of APPNCOS tables.

PSWEIGHT=EQUAL

Indicated that a path switch is wanted between equal weight routes.

PSWEIGHT=LESSTHAN

Indicates that a path switch is wanted only if the newly calculated route is less than the current weight.

PSWEIGHT=SAMEROUT

Indicates that PSRETRY will attempt to switch a rapid transport protocol (RTP) session even if the path switch results in the selection of the same route. This option will allow for a route to be switched to a more desirable VR within a VR-TG with multiple VRs.

Result: If you specified the PSRETRY start option, the following commands trigger path switches for all RTP sessions, regardless of the PSWEIGHT start option value:

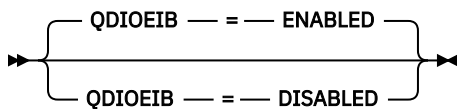
- MODIFY procname,TGP,TGPNAME=tg_profile,ID=adjacent_node,TGN=tgn

This command changes the TG characteristics for a TG.

- MODIFY procname,TOPO,FUNCTION=quiesce_normal,ORIG=origin_node,DEST=dest_node,TGN=tgn

This command changes a TG from QUIESCE to NORMAL or from NORMAL to QUIESCE.

This means that the RTP sessions might be switched to the same path even if PSWEIGHT is set to LESSTHAN. For information about PSWEIGHT, see “PSRETRY start option” on page 603. For more information, see the [MODIFY TGP](#) and [MODIFY TOPO](#) commands in [z/OS Communications Server: SNA Operation](#).

QDIOEIB start option

Specifies whether VTAM will enable the Enhanced Inbound Blocking (EIB) function within the OSA-Express feature for all eligible QDIO interfaces for all TCP/IP stacks. The default setting for QDIOEIB is ENABLED.

OSA-Express in QDIO mode provides inbound blocking that optimizes the transfer of packets to host memory by controlling the blocking rate of packets per QDIO SBAL. The EIB function provides enhancements to the current OSA QDIO inbound blocking that dynamically adjusts the OSA blocking rate based on the current availability of host read storage (SBALs). If the z/OS read storage were to become low the OSA blocking factor will dynamically increase. This enhancement provides protection from sudden and unpredictable spikes or bursts of inbound network traffic that can deplete the TCP/IP QDIO read storage which can potentially cause packet loss. Avoiding (or minimizing) packet loss at the z/OS OSA QDIO interface can provide improved network scalability and throughput.

QDIOEIB = ENABLED

Specifies that VTAM should enable the EIB function within the OSA-Express feature.

QDIOEIB=DISABLED

Specifies that VTAM should not enable the EIB function within the OSA-Express feature.

Restrictions:

- The Enhanced Inbound Blocking (EIB) function is supported on all features of the OSA-Express7S on the IBM z16 or later with supporting MCL and subsequent systems.
- Once QDIOEIB is ENABLED, it will be applied to all eligible OSA interfaces. An eligible interface is defined as a QDIO interface defined in the TCP/IP profile as follows:

- Interface read storage = 126

The interface must use 126 SBALs (8 M).

Tip:

One way to accomplish this is to set QDIOSTG to 126. QDIOSTG acts as a global setting for all QDIO interfaces. The READSTORAGE parameter on the IPAQENET INTERFACE, IPAQENET LINK or

the IPAQENET6 INTERFACE in the TCP/IP profile can override the global QDIOSTG setting. For more information about the syntax of the READSTORAGE parameter, see [z/OS Communications Server: IP Configuration Reference](#).

- Inbound Performance = Dynamic

The INBPERF parameter must specify the DYNAMIC setting. The INBPERF parameter applies to the IPAQENET INTERFACE, IPAQENET LINK and the IPAQENET6 INTERFACE statements. For more information about the syntax of INBPERF DYNAMIC parameter, see [z/OS Communications Server: IP Configuration Reference](#).

Result:

Although the QDIOEIB start option can be dynamically modified, an OSA QDIO interface uses the current QDIOEIB setting during the OSA interface activation.

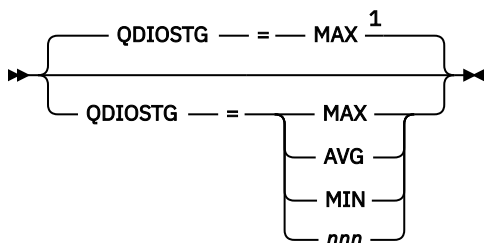
Tip:

The current QDIOEIB setting within the OSA-Express port can be verified by reviewing the EIB value in the DISPLAY TCPIP,,OSAINFO command output.

Guidelines:

- OSA-Express Enhanced Inbound Blocking (EIB) is a QDIO performance enhancement that will be beneficial for OSA interfaces with a high volume of inbound network bulk or streaming traffic.
- There are a number of factors that impact z/OS Communications Server's ability to avoid depletion of OSA QDIO read storage (SBALs). Using read storage of 126 (8 M) and inbound performance of DYNAMIC will mitigate these issues.
- OSA QDIO EIB will provide protection from depletion for bursty network conditions (frequent spikes in network traffic often caused by changes in network workloads). VTAM tuning statistics can be used to monitor an interface for NO READs. If the NOREADs counter is frequently non-zero then consider enabling EIB.
- The command DISPLAY TCPIP,,OSAINFO is enhanced to provide an OSA hardware packet drop counter. It is common for this counter to be non-zero. This counter does not reflect the packets dropped for a given OSA interface. Instead the counter applies to the entire physical OSA port and is applicable to all interfaces across all LPARs using the corresponding physical OSA port. If this counter is frequently increasing and this stack is experiencing performance issues, you can use VTAM tuning statistics to monitor the NOREADs counter for your OSA INTERFACES to understand if the packet loss applies to a specific INTERFACE.
- For a list of all related OSA Express Best Practices for optimizing your performance for your OSA interface configuration, see [IBM z/OS Communications Server and OSA Express Best Practices](#).

QDIOSTG start option



Notes:

¹ QDIOSTG defaults to MAX for 64-bit (z/Architecture) machines and MIN for non 64-bit machines.

Specifies how much storage VTAM keeps available for read processing for all OSA-Express data devices. Units are defined in QDIO SBALs (QDIO read buffers). Each SBAL is 64k. For most users the default setting will be the most suitable option. The storage used for this read processing is allocated from CSM data space 4k pool, and is fixed storage.

The IBM recommended values can be configured by specifying MAX, AVG, or MIN, which are predefined constants (number of SBALs) that are most appropriate for this type of adapter. MAX allows for the best performance (for example, throughput), but requires more storage. Conversely, MIN could be used for devices with lighter workloads or where system storage might be constrained. Also instead of using one of the 3 predefined values, users can instead define a specific value for QDIOSTG (the exact number of SBALs), such as QDIOSTG=100. The supported range is 8 (minimum supported value) to 126 (maximum supported value). The predefined and possible user-defined values for QDIOSTG are the following items:

QDIOSTG=MAX

Specifies the recommended maximum (For an OSA-Express device with at least 25 GbE of bandwidth, this value is 128 SBALs for a total of 8 MB. For an OSA-Express device with less than 25 GbE of bandwidth, this value is 64 SBALs for a total of 4 MB). This is the default.

QDIOSTG=AVG

Specifies the recommended average (For an OSA-Express device with at least 25 GbE of bandwidth, this value is 64 SBALs for a total of 4 MB. For an OSA-Express device with less than 25 GbE of bandwidth, this value is 32 SBALs for a total of 2 MB).

QDIOSTG=MIN

Specifies the recommended minimum (For an OSA-Express device with at least 25 GbE of bandwidth, this value is 32 SBALs for a total of 2 MB. For an OSA-Express device with less than 25 GbE of bandwidth, this value is 16 SBALs for a total of 1 MB).

QDIOSTG=nnn

Specifies the user defined specific number of SBALs, valid range of 8 - 126 (see Guideline 4).

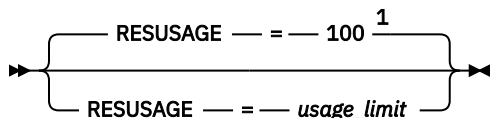
Guidelines:

1. If you elect to define a specific value, carefully evaluate your system storage and performance needs for your QDIO devices. The following calculation is used to determine the amount of storage used: $(NNN \times 64K) \times \text{number of active inbound queues for each active QDIP data device}$. When QDIO inbound workload queueing (IWQ) is not enabled, only one inbound queue is active for each active device. When IWQ is enabled, one or more ancillary input queues might also be active. See [QDIO inbound workload queueing in z/OS Communications Server: IP Configuration Guide](#) to determine how many ancillary input queues are enabled for each QDIO data device.
2. You can use VTAM tuning stats to evaluate your needs and usage. Under a sample (typical) workload, the NOREADS counter should remain low (close to 0). If this count does not remain low you might need to consider a higher setting for QDIOSTG.
3. You can override the QDIOSTG value for a given OSA-Express QDIO device by using the READSTORAGE parameter on the IPAQENET LINK, the IPAQENET INTERFACE, or the IPAQENET6 INTERFACE statement in the TCP/IP profile.
4. Each active OSA-Express QDIO DATAPATH device consumes a large amount of fixed storage. Defining a large number (for example, 8 or more devices per z/OS image) of QDIO devices can cause z/OS Communications Server to consume a significant amount of fixed storage. This could lead to degradation of overall system performance. When configuring a large number of devices, it is important to use the controls provided to manage and tune the amount of fixed storage consumed by these devices. Review the following parameters with this in mind:
 - VTAM QDIOSTG start option
 - READSTORAGE specifications in the TCP/IP profile
 - FIXED MAX specification in the IVTPRM00 parmlib member for Communication Storage Manager (CSM).

Tip:

The OSA-Express Enhanced Inbound Blocking function is dependent on the QDIOSTG start option. For more information about the OSA-Express EIB function and using the VTAM QDIOEIB start option, see [“QDIOEIB start option” on page 606](#).

RESUSAGE start option



Notes:

¹ RESUSAGE is meaningful only if the NODETYPE=NN start option is also used.

range: 0–2147483647

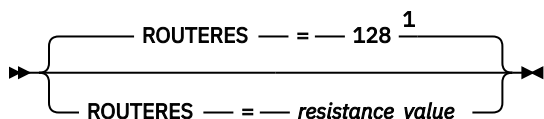
Specifies how many times a resource (node or TG) is used during route selection before that resource is considered overused. After a resource is overused, any routing trees using it will be reconstructed in an attempt to use alternate resources. RESUSAGE is valid only when NODETYPE=NN.

Note: RESUSAGE=0 indicates that the resource is never considered to be overused.

RESUSAGE does not apply to ENs and endpoint TGs.

You can change the value of RESUSAGE with the MODIFY VTAMOPTS command while VTAM is running.

ROUTERES start option



Notes:

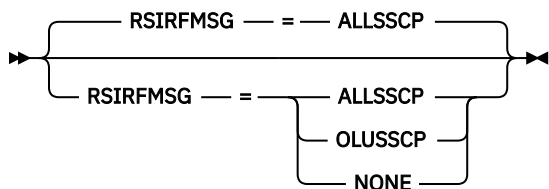
¹ ROUTERES is meaningful only if the NODETYPE=NN start option is also used.

range: 0–255

Specifies a route addition resistance value. This is a relative measure of the desirability for this node to perform intermediate session routing function. The value specified for this node is compared to the values of other network nodes during route calculation. The lower the value, the more desirable it is to have this node provide intermediate session routing.

You can change the value of ROUTERES with the MODIFY VTAMOPTS command while VTAM is running.

RSIRFMSG start option



Controls the display of messages IST1460I, IST1461I, IST2102I, IST2103I, and IST2104I. These messages are issued when a session initiation request fails and RSCV data exists.

Requirement: The RSIRFMSG start option is subordinate to the SIRFMSG and DSIRFMSG start options and SIRFMSG coded on a CDRSC or APPL. Therefore, you must code SIRFMSG or DSIRFMSG as ALLSSCP or OLUSSCP to receive the RSIRFMSG messages.

You can change the value of RSIRFMSG with the MODIFY VTAMOPTS command while VTAM is running.

RSIRFMSG=ALLSSCP

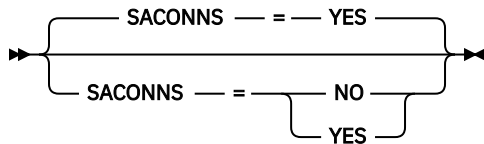
Specifies that messages are issued in all SSCPs.

RSIRFMSG=OLUSSCP

Specifies that messages are issued only in the origin logical unit (OLU) SSCP.

RSIRFMSG=NONE

Specifies that no messages are issued in any SSCP.

SACONNS start option

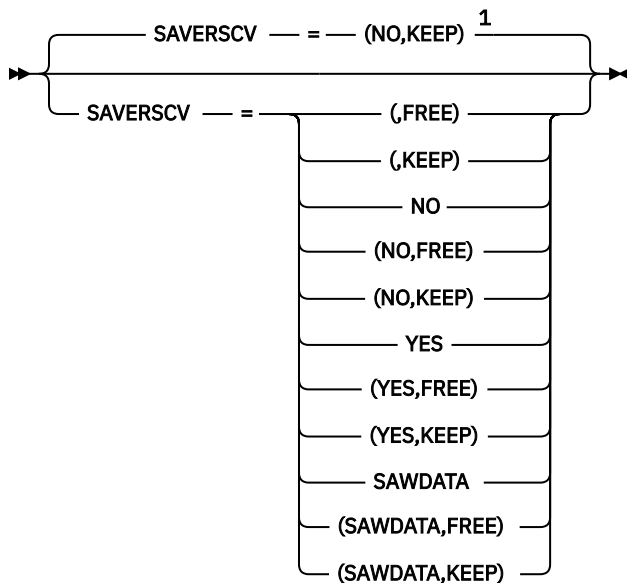
Specifies if subarea connections will be used. SACONNS need only be specified when defining a pure APPN EN or NN that will use a HOSTSA number other than the default value (1). For details on defining various node configurations, see [Table 59 on page 566](#).

SACONNS=NO

When NODETYPE is coded, indicates that this VTAM will not provide subarea function. (That is, this VTAM will operate as a pure APPN node.)

SACONNS=YES

Indicates that this VTAM will provide subarea function.

SAVERSCV start option

Notes:

¹ SAVERSCV is meaningful only if NODETYPE is also used.

Specifies whether or not Route Selection Control Vectors (RSCVs) for future sessions are to be saved for display purposes following the completion of session activation. SAVERSCV also specifies whether RSCV storage for existing sessions should be freed immediately. By default, these RSCVs are not saved. If YES or SAWDATA is specified, the D NET, SESSIONS, PATHINFO=YES, SID= command can then be used to display the saved RSCVs for the particular session specified.

SAVERSCV covers any session RSCVs reported by a DLUR node because of DLURSAW=YES having been specified as a start option, but SAVERSCV does not cover any RTP information (including HPR RSCVs) reported by a DLUR node.

You can change the value of SAVERSCV with the MODIFY VTAMOPTS command while VTAM is running.

Note: The secondary values, FREE and KEEP, have no effect at VTAM START time.

SAVERSCV=(,FREE)

Specifies that RSCV storage for existing sessions is to be freed immediately. The primary value currently in effect (YES,NO, or SAWDATA) remains unchanged.

SAVERSCV=NO

Specifies that RSCVs for future sessions are not saved following the completion of session activation. By default, RSCVs for existing sessions will remain.

SAVERSCV=(NO,FREE)

Specifies that RSCV storage for future sessions are to be freed following session activation, and that RSCV storage for existing sessions is to be freed immediately.

SAVERSCV=(NO,KEEP)

Specifies that RSCV storage for future sessions are to be freed following session activation, but that RSCV storage for existing sessions will remain.

SAVERSCV=YES

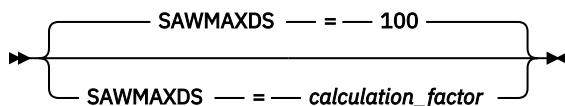
Specifies that RSCVs for future sessions are to be saved following the completion of session activation.

SAVERSCV=SAWDATA

Specifies that only the RSCVs associated with any sessions matching the PLU/SLU combination in the SAW data filter table are saved. This option can be used whether or not NetView is running on the given VTAM. If a new SAW data filter table is activated and if SAVERSCV=SAWDATA, the SAW data filter table will control which RSCVs are reported to NLDM and will impact the saving and reporting of RSCVs associated with future sessions. The reporting of RSCVs for sessions that are already active will be governed by the previous SAW data filter table.

Note: Changing the SAVERSCV option from YES to NO, or from SAWDATA to NO, is intended to indicate that RSCV storage for future sessions is not to be saved.

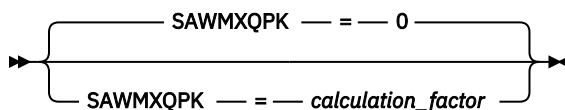
SAWMAXDS start option



range: 1–2147483647

A factor used in an equation to calculate the maximum buffer limit for SAW data space.

SAWMXQPK start option

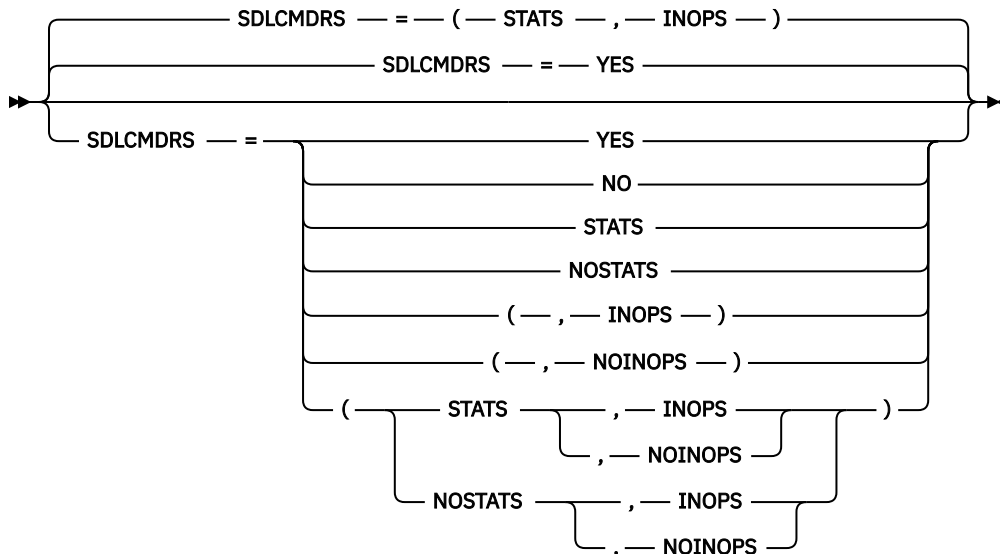


range: 0–2147483647

Used to calculate the number of session awareness (SAW) data space buffers to queue before packing SAW buffers.

You can change the value of SAWMXQPK with the MODIFY VTAMOPTS command while VTAM is running.

SDLCMDRS start option



Specifies whether VTAM records SDLC inoperative and statistical miscellaneous data records (MDRs) in LOGREC.

Note: If you do not record MDRs, and a problem occurs in an SDLC device, problem diagnosis can be difficult because there are no MDRs in LOGREC.

STATS,NOSTATS and YES,NO mean the same. STATS,NOSTATS is the preferred coding. YES,NO is supported on this start option for compatibility with prior releases.

You can change the value of SDLCMDRS with the MODIFY VTAMOPTS command while VTAM is running.

YES

Specifies that VTAM records the SDLC statistical MDRs in LOGREC.

STATS

Specifies that VTAM records the SDLC statistical MDRs in LOGREC.

NO

Specifies that VTAM does not record the SDLC statistical MDRs in LOGREC.

NOSTATS

Specifies that VTAM does not record the SDLC statistical MDRs in LOGREC.

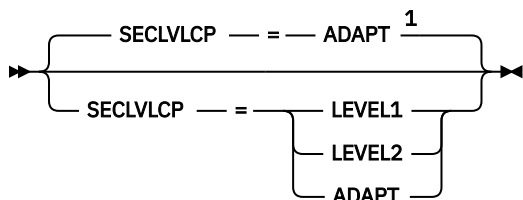
INOPS

Specifies that VTAM records the SDLC inoperative MDRs in LOGREC.

NOINOPS

Specifies that VTAM does not record SDLC inoperative MDRs in LOGREC.

SECLVLCP start option



Notes:

¹ The SECLVLCP start option is meaningful only if the NODETYPE and VERIFYCP start options are also used.

dependency:

LU 6.2 sessions

Specifies whether VTAM uses the basic or enhanced protocol for session-level security verification during activation of an LU 6.2 session involving control points.

Some VTAMs allow only basic protocol, while others allow basic or enhanced. VTAMs that allow both protocols fall into two classes:

- Those that allow choice of basic or enhanced protocol at any time
- Those that allow a restricted choice: after the enhanced protocol is used to a particular partner, only the enhanced protocol can be subsequently used to that partner.

SECLVLCP=LEVEL1

Specifies that the basic protocol is used. If a partner CP does not support the basic protocol, VTAM rejects the session and issues a sense code.

LEVEL1 is useful in a VTAM that is connected to an earlier version of VTAM that is using session-level security verification. LEVEL1 prevents the restricted-choice class of VTAMs from locking out subsequent sessions to the earlier version of VTAM.

SECLVLCP=LEVEL2

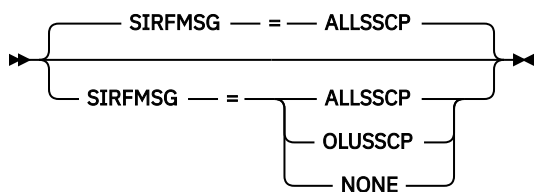
Specifies that the enhanced protocol is used. If a partner CP does not support the enhanced protocol, VTAM rejects the session and issues a sense code. LEVEL2 is useful when all communicating VTAMs have session-level security, and you want to prevent sessions being set up with the less stringent LEVEL1 protocol.

SECLVLCP=ADAPT

Specifies that VTAM will negotiate whether to use the basic or enhanced protocol for LU-LU session-level security verification, depending on the protocol supported by the partner CP. VTAM attempts to use the enhanced protocol but will use the basic protocol if a partner CP does not support the enhanced protocol.

ADAPT is useful in a VTAM that communicates with those VTAMs using LEVEL1 and with the restricted-choice class of VTAMs.

SIRFMSG start option



Controls the display of messages IST663I, IST664I, IST889I, and their message groups. These messages are issued when a session initiation request fails. The ASIRFMSG, ESIRFMSG, FSIRFMSG, and RSIRFMSG start options can be used in conjunction with SIRFMSG to generate additional messages as part of this message group.

- ASIRFMSG controls whether the IST890I and IST896I messages are displayed.
- ESIRFMSG controls whether the IST891I, IST892I, and IST893I messages are displayed.
- FSIRFMSG controls whether the IST1704I, IST1705I, IST894I, and IST895I messages are displayed.
- RSIRFMSG controls whether the IST1460I, IST1461I, IST2102I, IST2103I, and IST2104I messages are displayed.

You can change the value of SIRFMSG with the MODIFY VTAMOPTS command while VTAM is running.

SIRFMSG=ALLSSCP

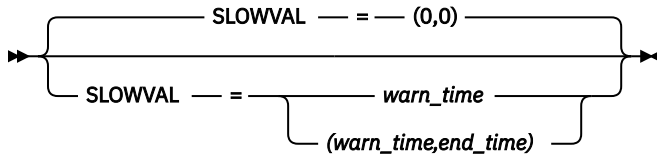
Specifies that messages are issued in all SSCPs.

SIRFMSG=OLUSSCP

Specifies that messages are issued only in the origin logical unit (OLU) SSCP.

SIRFMSG=NONE

Specifies that no messages are issued in any SSCP.

SLOWVAL start option

range:	warn_time:	0, or 5-999
	end_time:	0, or 5-999

Specifies that a network node which has been placed in a SLOWDOWN mode can now allow a maximum SLOWDOWN time to be set.

There are two allowed formats for coding start option SLOWVAL:

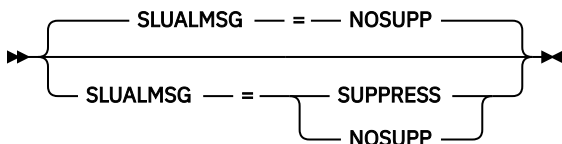
- SLOWVAL=*warn_time*
- SLOWVAL=(*warn_time*,*end_time*)

warn_time

Specifies the amount of time a resource can be in SLOWDOWN before a warning message will be sent to the console stating that the resource has been in slowdown for set amount of time. The device can be automatically removed from SLOWDOWN after the specified *end_time*, or specify SLOWVAL=0 for an informational warning message whenever a device is in SLOWDOWN for a long period of time or if the device comes out of SLOWDOWN mode.

end_time

Specifies the amount of time a resource can be in SLOWDOWN mode before it is automatically taken out of SLOWDOWN mode by VTAM. After a warning message has been issued, a new message will be displayed as soon as that resource is taken out of SLOWDOWN mode (whether VTAM-initiated or DEVICE- initiated). If *end_time* is specified, its value must be greater than or equal to the value specified for *warn_time*.

SLUALMSG start option

Specifies whether VTAM is to suppress messages for a session setup failure caused when the SLU is not enabled for a session.

You can change the value of SLUALMSG with the MODIFY VTAMOPTS command while VTAM is running.

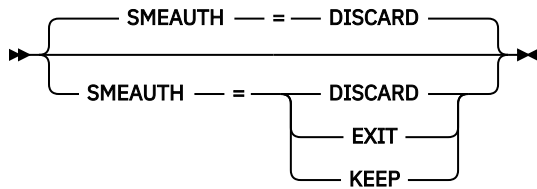
SLUALMSG=NOSUPP

Specifies that VTAM does not suppress the session setup failure messages.

SLUALMSG=SUPPRESS

Specifies that VTAM suppresses the session setup failure messages.

SMEAUTH start option



Controls session management exit (SME) authorization data without having to modify or code an SME. See [z/OS Communications Server: SNA Customization](#) for more information about the SME authorization data.

SMEAUTH=DISCARD

Prevents SME authorization data from being saved.

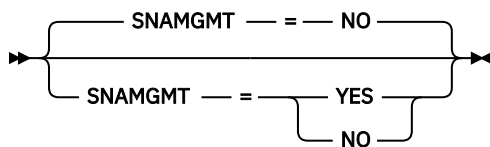
SMEAUTH=EXIT

Allows the SME to determine if the authorization data should be kept or freed when the session is activated.

SMEAUTH=KEEP

Saves the authorization data for all sessions.

SNAMGMT start option



Specifies whether the ISTMGCHEH subtask, which is the socket server for the SNA network management interface, is to be attached and the socket opened for use. See [z/OS Communications Server: IP Programmer's Guide and Reference](#) for the [programming specifications for the SNA network management interface](#).

You can change the value of SNAMGMT with the MODIFY VTAMOPTS command while VTAM is running.

SNAMGMT=YES

Specifies that the ISTMGCHEH subtask is to be attached and the Network Management Interface socket opened for use. If you want to support application programs that exploit the Network Management Interface, specify SNAMGMT=YES for this start option.

If you specify SNAMGMT=YES, an AF_UNIX socket will be opened and will allow connections to be made by authorized client applications.

There is a security mechanism to restrict access to this function. To permit only particular users to use this function, define the RACF (or equivalent external security manager product) resource IST.NETMGMT.sysname.SNAMGMT in the SERVAUTH class. For users permitted to use the function, the MVS user ID is permitted to the defined resource. If the resource is not defined, then only superusers (users permitted to BPX.SUPERUSER resource in the FACILITY class) are permitted to it.

The VTAM address space user ID must be defined with write access to the /var directory. The VTAM address space user ID must be defined with write access to the /var directory or give VTAM user ID UID(0) or SUPERUSER authority.

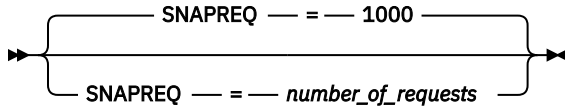
The administrator must define an OMVS segment for VTAM if one is not already defined.

The directory /var/sock will be created by VTAM when enabling this function with MLS seclabel SYSMULTI.

SNAMGMT=NO

Specifies that the ISTMGCEH subtask is not to be attached and the Network Management Interface socket is not to be opened for use. If you do not want to support application programs that exploit the Network Management Interface, specify SNAMGMT=NO for this start option.

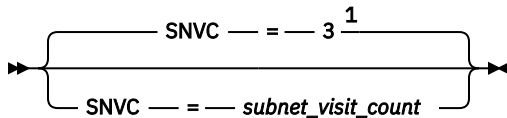
SNAPREQ start option



range: 1–32767

Specifies, when the SMS (buffer use) trace is active, the threshold number of requests for VTAM buffers after which to take a snapshot dump.

SNVC start option



Notes:

¹ SNVC is meaningful only if the BN=YES start option is also used.

range: 1–255

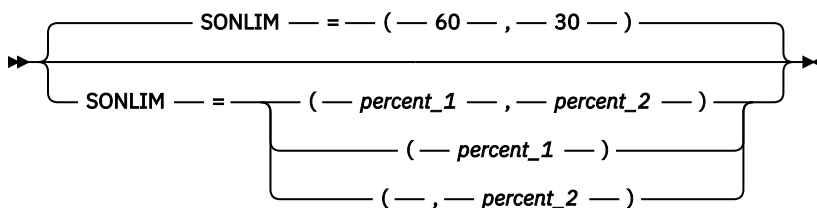
Defines a maximum number of networks this border node will search when looking for a resource. This start option is valid only when BN=YES for this node.

You can change the value of SNVC with the MODIFY VTAMOPTS command while VTAM is running.

Note:

1. If SNVC=1 is coded, the search scope is restricted to the originating subnetwork. A value of SNVC=2 is required to allow a request to traverse one subnetwork boundary.
2. The maximum subnet count can be modified downwards if a node along the path has a lower SNVC count. However, the received SNVC is never modified upward.

SONLIM start option



range: 1–99

Defines the maximum percentage of fixed I/O buffers available for the session outage notification (SON) request/response units.

VTAM calculates the *percent_1* number of buffers and the *percent_2* value, using the values you specify as the percentage of the I/O buffers available for SON. These numbers are calculated when VTAM is started, and are not affected by any increase in the number of I/O buffers because of dynamic buffer expansion.

The session outage notification does not pre-allocate buffers. No I/O buffers are allocated until SON processing begins.

There are three allowed formats for coding start option SONLIM:

- SONLIM=*percent_1*
- SONLIM=(*percent_1*,*percent_2*)
- SONLIM=(,*percent_2*)

percent_1

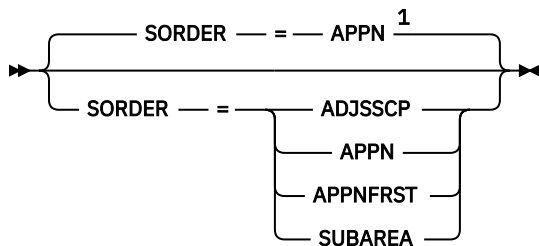
Specifies the percentage of the fixed I/O buffer pool that can be allocated for SON request units. VTAM calculates this percentage by using the *percent_1* value and the *baseno* value coded for IOBUF. This is the maximum number of buffers that can be allocated for notification request units. If VTAM cannot initiate all the SON request units (one buffer is required for each request unit) within the available storage, it suspends the notification process until the number of buffers allocated for SON request units drops below the calculated threshold. Then the process begins again and more SON request units are generated.

percent_2

Specifies the percentage of fixed I/O buffers that are still allocated to session outage notification request units when the notification process begins again. After the number of buffers allocated to session outage notification drops below the *percent_2* value, the process begins generating SON reports again.

Note: The value of *percent_2* must be less than the value of *percent_1*.

SORDER start option



Notes:

¹ SORDER is meaningful only in an interchange node or a migration data host.

Controls the order in which the APPN and subarea networks are searched when a network search request is received from the subarea network. This search order may be overridden if the target LU's location is already identified and SSCORD=PRIORITY is specified. SORDER is valid only for network nodes (NODETYPE=NN) functioning as interchange nodes, and end nodes functioning as migration data hosts. For further information on the interaction of the SORDER start option with other start options, see the [z/OS Communications Server: SNA Network Implementation Guide](#).

You can change the value of SORDER with the MODIFY VTAMOPTS command while VTAM is running.

For more granular control over the search order, a different SORDER can be specified for each individual adjacent SSCP table. For more information, see [“Adjacent SSCP table” on page 426](#).

See [“cdrmname” on page 430](#) for related information on network searches.

SORDER=ADJSSCP

Specifies that the search should be conducted based on the order coded in the adjacent SSCP table. If you specify SORDER=ADJSSCP, the APPN network is not searched unless you also coded the operand ISTAPNCP as one of the entries within the adjacent SSCP table.

SORDER=APPN

Specifies that searching the APPN network is preferred, regardless of whether (or where) the operand ISTAPNCP is coded in the adjacent SSCP table. However, the owning CDRM, the predefined owning

CDRM, and any previously successful adjacent CDRMs (if SSCORD=PRIORIT is specified), if known, are searched before the APPN network.

SORDER=APPNFRST

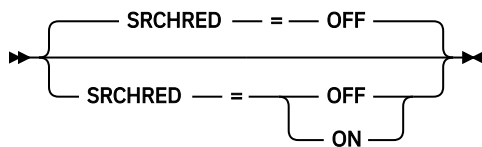
Specifies that the APPN network is to be searched first, without regard to whether (or where) the operand ISTAPNCP is coded in the adjacent SSCP table, or whether the owning CDRM, the predefined owning CDRM, or any previously successful adjacent CDRMs are known.

Note: SORDER=APPNFRST and SSEARCH=APPNFRST are meaningful only on Network Nodes. If SSEARCH=APPNFRST is coded on an EN, it will prevent finding resources on the EN's domain.

SORDER=SUBAREA

Specifies that the subarea network is to be searched first, regardless of whether (or where) the operand ISTAPNCP is coded in the adjacent SSCP table.

SRCHRED start option



Specifies whether this node can reduce searches for resources which are found to be unreachable. See [z/OS Communications Server: SNA Network Implementation Guide](#) for information about using the search reduction facility.

You can change the SRCHRED value with the MODIFY VTAMOPTS command while VTAM is running.

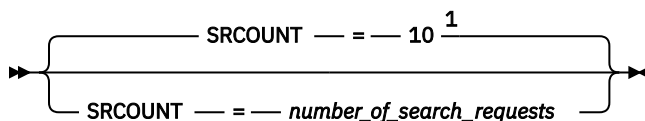
SRCHRED=OFF

Specifies that this node does not reduce searches.

SRCHRED=ON

Specifies that this node does reduce searches.

SRCOUNT start option



Notes:

¹ SRCOUNT is meaningful only if the SRCHRED=ON start option is also used.

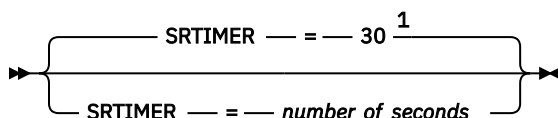
range: 0–65535

Specifies how many search requests can be limited before VTAM performs another resource discovery search. SRCOUNT is meaningful only when search reduction is active (SRCHRED=ON).

If SRCOUNT=0 is coded, then the search count threshold is not used.

You can change the value of SRCOUNT with the MODIFY VTAMOPTS command while VTAM is running.

SRTIMER start option



Notes:

¹ SRTIMER is meaningful only if the SRCHRED=ON start option is also used.

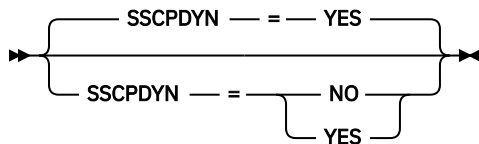
range: 0–65535 seconds

Specifies the number of seconds during which VTAM does not conduct searches for an unreachable resource. Once the time limit has expired, VTAM will conduct a search. SRTIMER is meaningful only when search reduction is active (SRCHRED=ON).

If SRTIMER=0 is coded, then the search time threshold is not used.

You can change the value of SRTIMER with the MODIFY VTAMOPTS command while VTAM is running.

SSCPDYN start option



Specifies whether VTAM dynamically adds entries to the adjacent SSCP table.

If you specify SSCP DYN=NO, you might have to define additional adjacent SSCP tables. When an application issues a CLSDST PASS macroinstruction during session setup, VTAM does not build an adjacent SSCP table in the application's network. (When SSCP DYN=YES is coded in the application's network, VTAM builds such a table automatically.)

This start option is closely related to SSCPORD. See [z/OS Communications Server: SNA Network Implementation Guide](#) for information about how to use these two start options.

SSCPDYN=NO

Specifies that VTAM does not add new entries unless it is the owner of the resource. The owner is determined by the CDRM operand of the CDRSC definition statement, or by session initiation.

SSCPDYN=YES

Specifies that VTAM adds a new entry to a cross-domain resource's adjacent SSCP table whenever it receives a session initiation request from the resource through an SSCP that is not already in the table.

SSCPID start option

➡ SSCPID = *sscp_id* ➡

range: 0–65535

Specifies that part of an SSCP identifier used when a physical unit or external CDRM establishes contact with VTAM. This start option is required.

It is recommended that the SSCPID in each network and each connecting network be unique. If the SSCPs within a network do not have cross-network sessions, the SSCPIDs are not required to be unique. If the SSCPs do have cross-network sessions, the SSCP for each end of the cross-network sessions must have a different SSCPID. If more than one SSCP in one network has the same SSCPID, they cannot all have a session with the same SSCP in another network.

Note:

1. VTAM determines the ACTCDRM contention winner by comparing the SSCPID of each SSCP. If ACTCDRM contention occurs on two SSCPs with the same SSCPID, the contention must be resolved by the network operators.
2. If you plan to incorporate a non-VTAM host, VTAM's SSCPID and HOSTSA start options values should be coded so that *both* values are either higher or lower than the non-VTAM host.

SSCPNAME start option

➤ SSCPNAME — = — name ➤

dependencies:

see notes

Specifies the required 1–8 character name of the VTAM SSCP or CP. You should use the same name here that you use on the host CDRM in multiple-domain networks. This start option is required.

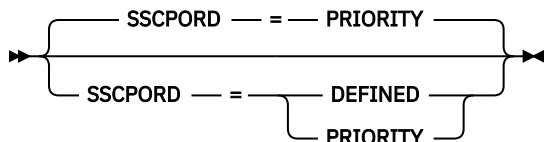
When you code the SSCPNAME start option, consider the items listed below. The first three items are requirements. The fourth item is a suggestion for improving usability and easing network management.

- The SSCPNAME must be the same as the name on the NAME operand of the corresponding GWNAU definition statement, if one is coded. (The GWNAU definition statement is used in the gateway NCP generation to predefine the gateway SSCP's alias network address within the gateway NCP.)

For more information on the GWNAU definition statement, see the *NCP, SSP, and EP Resource Definition Reference*.

- The SSCPNAMEs and CDRM names must be unique among SSCPs that will participate in cross-domain or cross-network sessions.
- When VTAM is defined as a type 2.1 node to another VTAM or NCP on a switched SDLC connection, specify the SSCPNAME value on the CPNAME operand of the PU statement. See [z/OS Communications Server: SNA Network Implementation Guide](#) for information about casual connection.
- The SSCPNAME should match the name on the host CDRM definition statement in a subarea environment, and must match the host CDRM definition statement in an APPN or mixed APPN-subarea environment to avoid errors. See [“cdrmname” on page 135](#) for further details.

SSCPORD start option



Specifies whether VTAM searches an adjacent SSCP table in priority order (the default) or in the order in which the table is defined.

You can change the value of SSCPORD with the MODIFY VTAMOPTS command while VTAM is running.

For more granular control over the search order, a different SSCPORD can be specified for each individual adjacent SSCP table. See [“Adjacent SSCP table” on page 426](#) for more information.

This start option is closely related to SSCPDYN. See [z/OS Communications Server: SNA Network Implementation Guide](#) for information about how to use these two start options.

SSCPORD=DEFINED

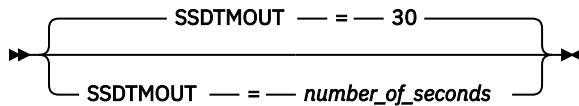
Specifies that VTAM searches the adjacent SSCP table in the same order that SSCPs are listed, if past session initiation attempts were successful, with the exception that the owner, if identified, is tried first.

SSCPORD=PRIORITY

Specifies that VTAM gives preference to SSCPs it uses. The search order is as follows:

1. The CDRM that owns the resource (if identified).
2. The SSCPs for which the most recent session-initiation attempt succeeded.
3. The SSCPs for which no session-initiation attempt has been made.
4. The SSCPs for which the last session-initiation attempt failed.

SSDTMOUT start option



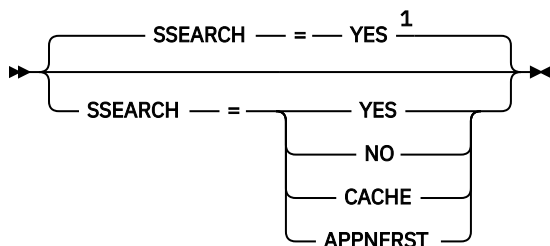
range:

1–65535

Specifies the number of seconds that can pass without a new LU-LU session beginning before VTAM automatically disconnects the switched PU.

You can change the value of SSDTMOUT with the MODIFY VTAMOPTS command while VTAM is running.

SSEARCH start option



Notes:

¹ SSEARCH is meaningful only if the NODETYPE=NN start option is also used.

Controls whether the subarea network is searched when a network search request is received from the APPN network. For further information on the interaction of the SSEARCH start option with other start options, see the [z/OS Communications Server: SNA Network Implementation Guide](#).

You can change the value of SSEARCH with the MODIFY VTAMOPTS command while VTAM is running.

SSEARCH=CACHE

Specifies that the subarea network is not to be searched unless it is known that the target LU is located in the subarea network. This knowledge might exist as a result of system definition or as a result of an earlier successful search.

SSEARCH=APPNFRST

Specifies that if SSEARCH=APPNFRST is coded on an EN, it will prevent finding resources on the EN's domain. It is meaningful only on Network Nodes.

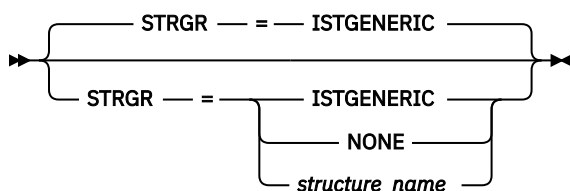
SSEARCH=NO

Specifies that the subarea network is not to be searched.

SSEARCH=YES

Specifies that the subarea network is to be searched.

STRGR start option



Enables you to rename the generic resources structure.

STRGR is valid only when the coupling facility function is supported. For VTAMs that are to share the same generic resource information, you must specify the same STRGR value for each VTAM. If subplexing is in effect for this VTAM node (that is, start option XCFGRPID=vv was specified), the actual structure name that VTAM attempts to connect to is suffixed by the XCF group ID. Thus, if XCFGRPID=11 was specified, the default structure name would be ISTGENERIC11 and if STRGR=ISTMYSTR was coded, VTAM would connect to the structure ISTMYSTR11. The fully suffixed generic resource structure name that will be accessed by this VTAM can be displayed by issuing the D NET,ID=VTAM command.

STRGR=ISTGENERIC

Specifies the IBM-supplied generic resources structure name.

STRGR=NONE

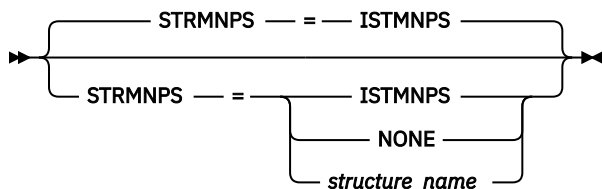
Specifies that VTAM will not check for the existence of a generic resources coupling facility structure. Coding STRGR=NONE disables the generic resources function for this VTAM, even if a structure has been defined.

STRGR=structure_name

Specifies a user-defined generic resources structure name. The *structure_name* value can have up to 16 characters. If subplexing is in effect, the *structure_name* value can have only up to 14 characters. The value must have a minimum of 3 characters, and these must be the characters IST. The value can contain numeric characters, alphabetic characters, national characters (\$, @, #), or an underscore (_).

If the structure name specified on the STRGR option is not defined at VTAM initialization, then no connection attempt is made and the generic resource function is disabled.

STRMNPS start option



Specifies the name of the MNPS structure to be used for multinode persistent sessions.

If subplexing is in effect for this VTAM node (that is, start option XCFGRPID=vv was specified), the actual structure name that VTAM will attempt to connect to will be suffixed by the XCF group ID. Thus, if XCFGRPID=11 was specified, the default structure name would be ISTMNPS11 and if STRMNPS=ISTMYSTR was coded, VTAM would connect to the structure ISTMYSTR11. The fully suffixed MNPS structure name that will be accessed by this VTAM can be displayed by issuing the D NET,ID=VTAM command.

STRMNPS=ISTMNPS

Specifies the default name of the MVS coupling facility structure to be used for multinode persistent sessions.

STRMNPS=NONE

Specifies that VTAM will not check for the existence of a multinode persistent sessions coupling facility structure. Coding STRMNPS=NONE disables the multinode persistent sessions function for this VTAM, even if a structure has been defined.

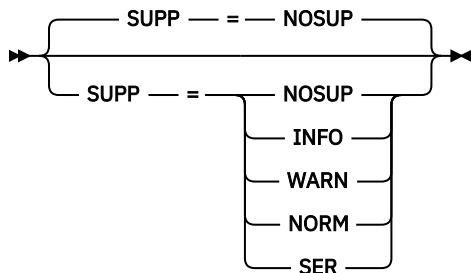
STRMNPS=structure_name

Specifies a multinode persistent sessions structure name that is 1-16 characters in length. If subplexing is in effect, the *structure_name* value can have only up to 14 characters. The name can contain numeric characters, alphabetic characters, national characters (\$, A, #) or an underscore (_). The first 3 characters of the name must begin with IST.

Note: If you are using multiple coupling facility structures for multinode persistent session support, the number of characters used to specify the name of the base structure (STRMNPS start option) including the 2-digit group ID suffix (if subplexing is in effect), must account for characters needed

for unique names for all alternate structures. See [z/OS Communications Server: SNA Network Implementation Guide](#) for information about [using alternate structures](#).

SUPP start option



Specifies the highest class of VTAM messages for which VTAM suppresses message output to the VTAM operator console, and suppresses transmission to a program operator, if one exists. Messages that are generated in response to an operator request (such as the DISPLAY command) and messages that require a response (prompting messages) cannot be suppressed.

If multiple console support (MCS) is included in the system, all suppressed messages, originally destined for an MVS console, are sent to the hardcopy log. These suppressed messages are also copied to the PPO log if PPOLOG=YES was specified.

If the destination for a suppressed message is a program operator, the message is lost.

You can change the value of SUPP with the MODIFY VTAMOPTS command or the MODIFY SUPP command while VTAM is running.

VTAM suppresses messages within a multiple line write-to-operator (MLWTO) group based on the suppression level of the first message in the group. VTAM ignores the suppression levels for subsequent messages within the group.

See [z/OS Communications Server: SNA Messages](#) for individual suppression levels.

SUPP=NOSUP

Specifies that all VTAM messages are printed at the console. (NOSUP means "no suppression").

SUPP=INFO

Specifies that informational messages are suppressed. Informational messages are those that inform the operator that commands or procedures have been accepted for processing.

SUPP=WARN

Specifies that warning messages (as well as informational messages) are suppressed. Warning messages identify error conditions that do not cause commands to fail or be rejected. These messages inform the operator that there is a problem, such as an operand that is not valid or a minor node that cannot be activated, but that VTAM can continue to process other parts of the command or procedure.

SUPP=NORM

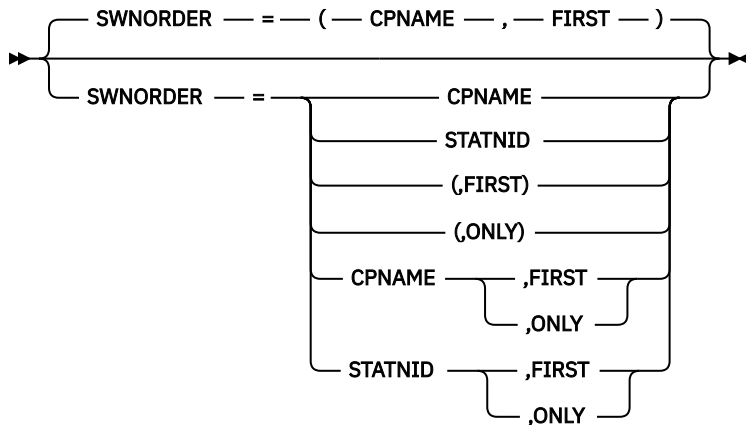
Specifies that normal completion messages (as well as informational and warning messages) are suppressed. Normal completion messages inform the operator that commands have completed processing successfully, a configuration has been activated successfully, or a procedure has been terminated.

SUPP=SER

Specifies that serious error messages (as well as informational, warning, and normal completion messages) are suppressed. Serious error messages identify error conditions that cause commands or procedures to fail. These messages tell the operator that a command must be reentered or a procedure reinitiated.

Error messages that identify an even more serious situation, such as the abnormal termination of a user task or of VTAM itself, cannot be suppressed.

SWNORDER start option



Specifies the way VTAM locates a switched PU. If you do not code SWNORDER, VTAM searches for a PU by the CPNAME first. If VTAM does not find the PU by the CPNAME, it searches by the station identifier (IDBLK and IDNUM operands on the PU definition statement for the switched major nodes) since the second parameter defaults to FIRST.

If VTAM does not find the PU using the first SWNORDER parameter value you specify, and the second parameter of SWNORDER is specified as ONLY, the search for the PU terminates. For example, if you code SWNORDER=(CPNAME,ONLY) and VTAM cannot find a PU with a matching CPNAME, no attempt will be made to find the PU using the station identifier. If dynamic PUs are allowed, a dynamic PU will be created and PU connection processing will continue. If dynamic PUs are not allowed, the PU connection process will fail.

You can change the value of SWNORDER with the MODIFY VTAMOPTS command while VTAM is running. You can override this start option for specific resources by coding the SWNORDER operand on the GROUP or LINE statements.

SWNORDER=(value_1,value_2)

value_1=CPNAME

Specifies that VTAM searches for a switched PU by the CPNAME first.

value_2=FIRST

If a switched PU is not found using the value specified by *value_1*, the alternate value of *value_1* will be used to search for a switched PU.

value_1=STATNID

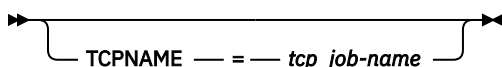
Specifies that VTAM searches for a switched PU by the station identifier.

value_2=ONLY

If a switched PU is not found using the value specified by *value_1*, a search using the alternate value of *value_1* will not be performed.

Note: SWNORDER controls only regular (non-DLUR) switched PUs. For DLUR-defined PUs, see the DLRORDER start option.

TCPNAME start option



TCPNAME specifies the job name of the TCP stack through which VTAM communicates with the IP network. The value specified for *tcp_job-name* is the 1-8 character job name of the required TCP stack.

The TCP/IP stack must be at a level to support Enterprise Extender. However, if there are multiple TCP/IP stacks, you may need to specify one, as there are products which predefine the IP address of partner

nodes, and these nodes require z/OS CS to send through a given address, and, therefore, a given TCP/IP stack.

Note:

1. If neither the IPADDR nor the HOSTNAME operand are specified on any of the GROUP definition statements within the Enterprise Extender XCA major node, then either the HOSTNAME, TCPNAME or IPADDR start option must be specified in order to initiate an Enterprise Extender link. If VTAM has been activated without the specification of one of these options, then the MODIFY VTAMOPTS command can be used to set one of these options. In this case, if an Enterprise Extender link activation is attempted without HOSTNAME, TCPNAME or IPADDR specified, then the link activation will fail with the IST1890I message.
2. TCPNAME can be dynamically modified using MODIFY VTAMOPTS but the new value will not be used until all lines in the XCA major node used for Enterprise Extender are inactive. However, displays of VTAM start options will show the new value immediately. Any subsequent line activation from the Enterprise Extender XCA major node will make use of the new TCPNAME value.
3. The TCPNAME start option is required in a CINET environment if any of the following conditions exist:
 - The IPADDR parameter is specified on any of the Enterprise Extender XCA major node GROUP definition statements.
 - The HOSTNAME parameter is specified on any of the Enterprise Extender XCA major node GROUP definition statements.
 - The HOSTNAME keyword is specified as a VTAM start option.

If OMVS is not initialized at Enterprise Extender line activation, a Common INET environment is assumed.

In this case, if an Enterprise Extender link activation is attempted without TCPNAME specified, link activation will fail with message IST1897I.

4. TCPNAME is meaningful only if the NODETYPE start option is also used.

Restriction: All local Enterprise Extender static VIPA addresses must be associated with a single TCP/IP stack. Even in Common-INET environments, EE always establishes affinity with one and only one TCP/IP stack.

Rules for EE line activation:

- In a CINET environment, you must specify the TCP/IP stack name (using the TCPNAME start option) whenever host name resolution is to be performed during an EE line activation.
- In a CINET environment, you must specify the TCP/IP stack name (using the TCPNAME start option) whenever the HOSTNAME or IPADDR value is specified on any GROUP statements in the EE XCA major node, even if no lines in the group have ever been activated.
- In an INET or a CINET environment, you must specify the TCP/IP stack name (using the TCPNAME start option) when neither the HOSTNAME value nor the IPADDR value have been specified on any GROUP statements in the EE XCA major node, and neither the HOSTNAME start option nor the IPADDR start option have been specified.
- If a HOSTNAME value or an IPADDR value is specified on any GROUP statements in the EE XCA major node, then a HOSTNAME value or an IPADDR value must be specified (or inherited from the HOSTNAME or IPADDR start option) on all GROUP statements for which EE lines will be activated.

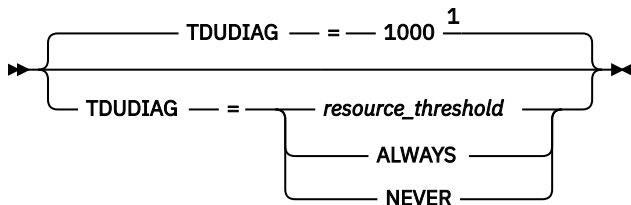
Rule for learning a local static IPv4 VIPA address for EE from the TCP/IP stack:

VTAM dynamically obtains a local IPv4 VIPA address from the TCP/IP stack only when neither the HOSTNAME value nor the IPADDR value have been specified on any GROUP statements in the EE XCA major node, and neither the HOSTNAME start option nor the IPADDR start option have been specified. In this case, the TCP/IP stack name must be specified (using the TCPNAME start options). The TCP/IP stack is responsible for obtaining a local static IPv4 VIPA address for use by Enterprise Extender.

Rules for setting the HOSTNAME and IPADDR start options:

- When an IPv4 address for EE has been obtained dynamically from the TCP/IP stack, neither the HOSTNAME nor the IPADDR start option can be set (using the MODIFY VTAMOPTS command) until the EE XCA major node is deactivated.
- Resetting the HOSTNAME start option (using MODIFY VTAMOPTS,HOSTNAME=NONE) is allowed only when the EE XCA major node is inactive.
- Resetting the IPADDR start option by using MODIFY VTAMOPTS,IPADDR=0.0.0.0, or by using an IPv6 IP address of all zeros, usually written as IPADDR=::, is allowed only when the EE XCA major node is inactive.
- When the MODIFY VTAMOPTS command is used to set the HOSTNAME start option to any value other than NONE, the IPADDR start option is reset, because these start options are mutually exclusive. Message IST1895I will indicate the IPADDR start option has been reset
- When the MODIFY VTAMOPTS command is used to set the IPADDR start option to any value other than 0.0.0.0 or an IPv6 IP address of all zeros, usually written as ::, the HOSTNAME start option is reset, because these start options are mutually exclusive. Message IST1895I will indicate the HOSTNAME start option has been reset.

TDUDIAG start option



Notes:

¹ TDUDIAG is meaningful only if the NODETYPE=NN start option is also being used.

dependencies: applies only to APPN topology resources

range: 1 - 65535

Specifies when TDU diagnostic information is included with node or TG control vectors in a topology database update (TDU). This diagnostic information provides the CP name of the network node that updated the resource sequence number (RSN) for a topology resource, which helps determine which network nodes are causing a TDU war. A TDU war is an endless exchange of TDUs in contention over the same topology resource, which results in continuous performance degradation of the APPN network.

TDUDIAG=resource_threshold

Specifies a threshold number of times that this network updates the RSN for a node or TG topology resource within a 24-hour period. When this threshold is reached, TDU diagnostic information is appended with the topology control vectors that are included in a TDU for that resource every time the RSN is updated by this node.

Tip: The number of RSN updates for a topology resource involved in a TDU war increases rapidly and can reach a very high value before the problem is detected. A low TDUDIAG threshold is not necessary to capture the information that you need to diagnose the TDU war.

TDUDIAG=ALWAYS

Specifies that TDU diagnostic information is always appended with the topology control vectors that are included in a TDU for a topology resource when the RSN for that resource is updated by this network node.

Result: TDU diagnostic information that is received and sent in TDUs is saved with the node or TG resource in the topology database. Each topology resource can contain up to 50 of the most recent RSN update records, which can result in a significant storage increase if TDUDIAG=ALWAYS

is specified. You can clear these RSN update records with the `DISPLAY TOPO,LIST=TUINFO` or `DISPLAY TOPO,LIST=TUUDIAG` commands with the `CLEAR` operand specified. See the [DISPLAY TOPO](#) command in *z/OS Communications Server: SNA Operation* for additional information.

TDUDIAG=NEVER

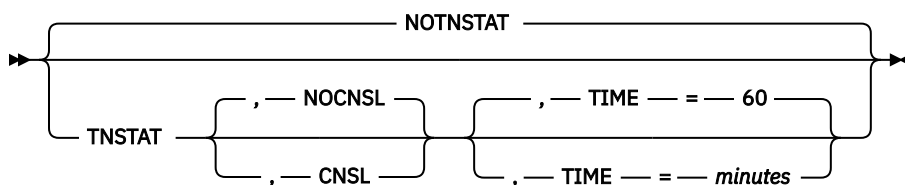
Specifies that TDU diagnostic information is never appended with the topology control vectors included in a TDU.

Result: Not every network node in the network is required to append TDU diagnostic information in TDUs. However, because you cannot anticipate which network nodes are updating the RSNs of the resources that are in contention during a TDU war, you might not be able to diagnose the problem if one of the network nodes involved has `TDUDIAG=NEVER` specified or does not have support for TDU diagnostic information in TDUs.

Guideline: If you use the default value 1000 for the `TDUDIAG` operand, TDU diagnostic information is not added in a TDU for a resource unless a large number of RSN updates are occurring. A large number of updates might indicate a TDU war. Unless you have a compelling reason to change this value, you should use the default value for the `TDUDIAG` operand.

You can change the value of `TDUDIAG` by issuing the `MODIFY VTAMOPTS` command while VTAM is running.

TNSTAT start option



Specifies whether VTAM keeps tuning statistics. See *z/OS Communications Server: SNA Network Implementation Guide* for further information on tuning.

The `MODIFY TNSTAT` and `MODIFY NOTNSTAT` commands allow you to activate and deactivate tuning statistics recording while VTAM is running.

TNSTAT

Specifies that tuning statistics should be kept or tuning statistics parameters are to be altered.

NOTNSTAT

Specifies that tuning statistics should not be kept.

The following operands are valid only if you code `TNSTAT`:

CNSL

Specifies that the tuning statistics records are written to the console.

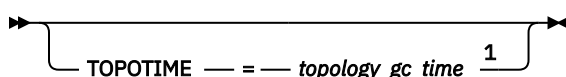
NOCNSL

Specifies that tuning statistics records are not to be sent to the system console.

TIME=minutes

Specifies the number of minutes that should elapse between records. One record is written every number of *minutes* for each device that is keeping statistics. A record is also written when a device is deactivated or when a `MODIFY TNSTAT` command or `MODIFY NOTNSTAT` command is issued that alters tuning statistics recording for any device or if the interval is altered.

TOPOTIME start option



Notes:

¹ TOPOTIME is meaningful only if the NODETYPE start option is also used.

dependencies: applies only to APPN topology resources

range: 00:01-24:00

Specifies the time of day that APPN topology and routing services (TRS) runs garbage collection of the topology database and deletes expired node and TG records. Garbage collection runs every 24 hours.

The *topology_gc_time* value must be specified in the format HH:MM and expressed in 24-hour notation. For example, 1:00 p.m. is 13:00. Valid values are in the range 00:01-24:00. The hours (HH) and minutes (MM) values (0-9) must be specified with a leading 0. The hours (HH) value can be in the range 00-24. The minutes (MM) value can be in the range 00-59.

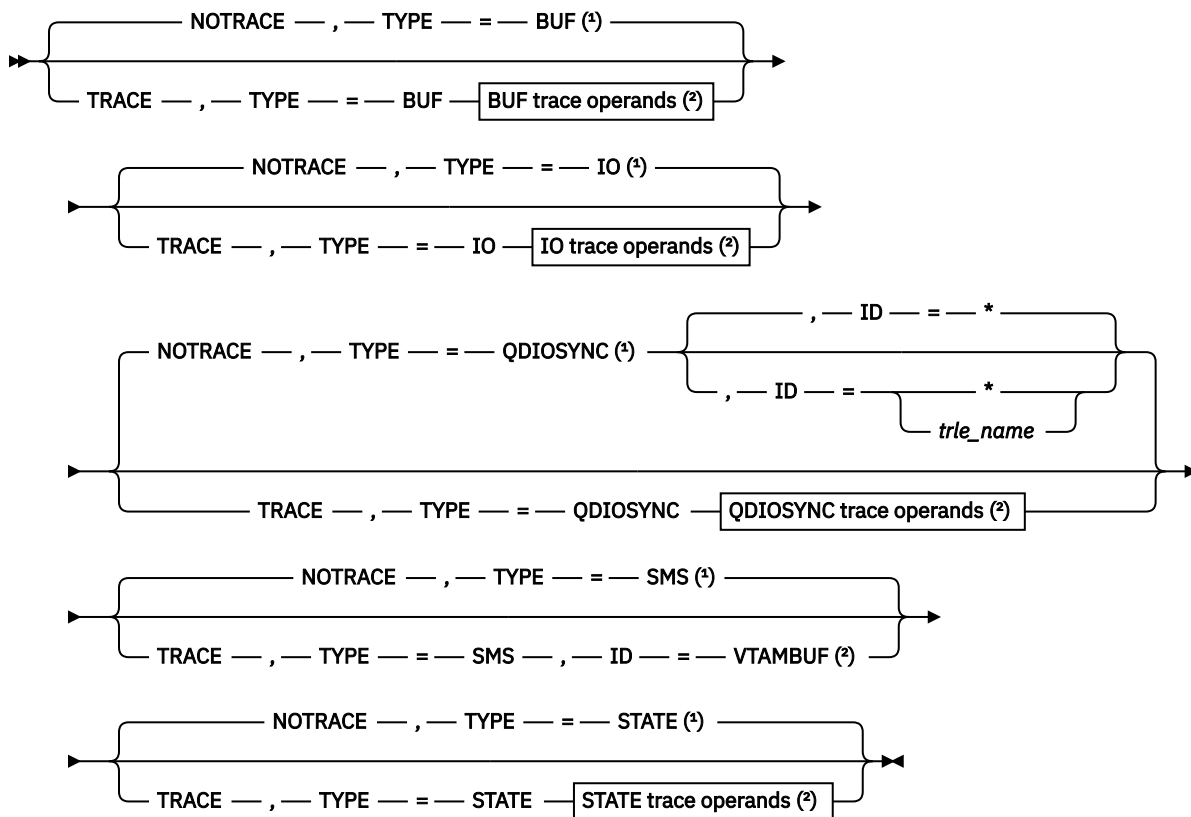
Topology garbage collection does not run within 12 hours of the current VTAM initialization time. For example, if the current initialization time is 08:00 and you set TOPOTIME to 09:00, garbage collection will run at 09:00 the next day.

If TOPOTIME is not specified, topology garbage collection runs every 24 hours after the time that topology and routing services is activated at VTAM initialization.

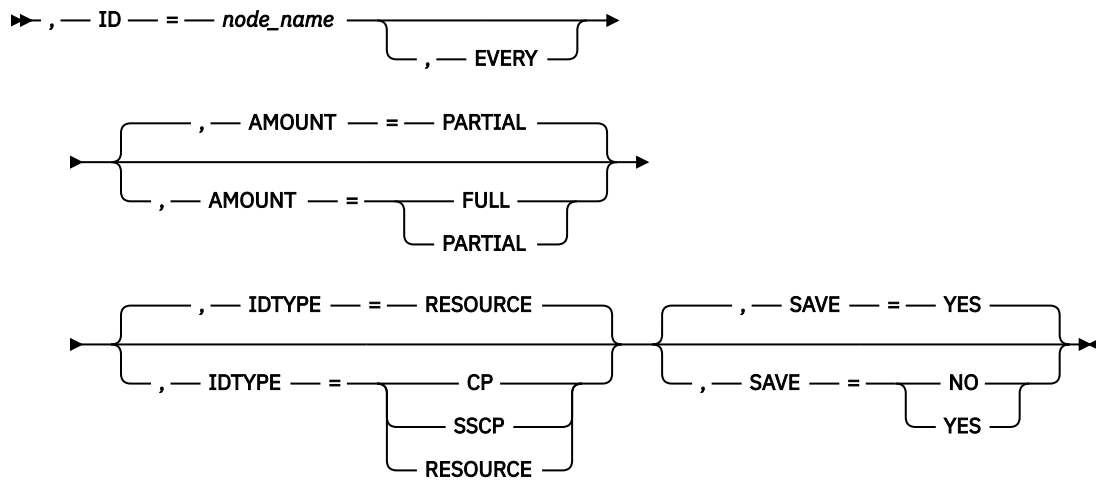
TOPOTIME is valid only on an APPN node (NODETYPE start option is specified).

In addition to using the `DISPLAY NET,VTAMOPTS,OPTION=TOPOTIME` command to display the time of day that topology garbage collection will run, you can also display the last time and date of garbage collection with the `DISPLAY NET,TOPO,LIST=SUMMARY` command.

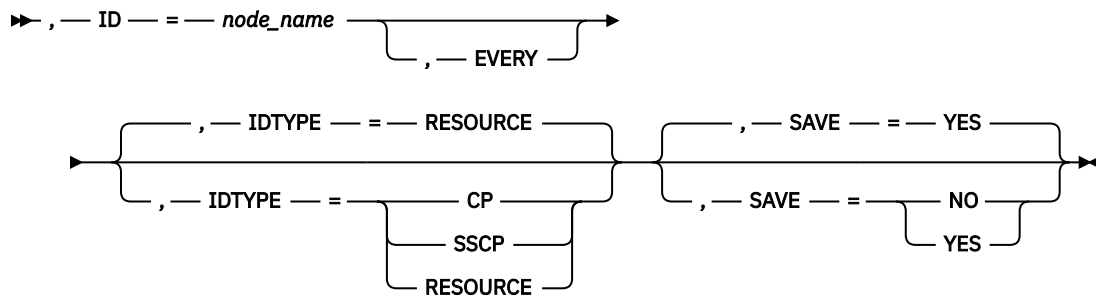
TRACE for buffer, I/O, QDIOSYNC, SMS, or STATE (with ID) traces



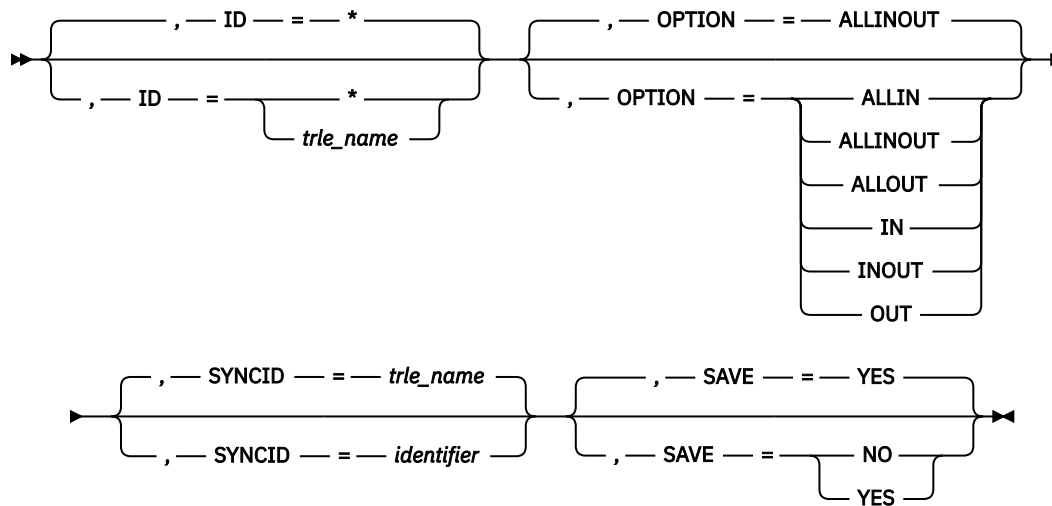
BUF trace operands



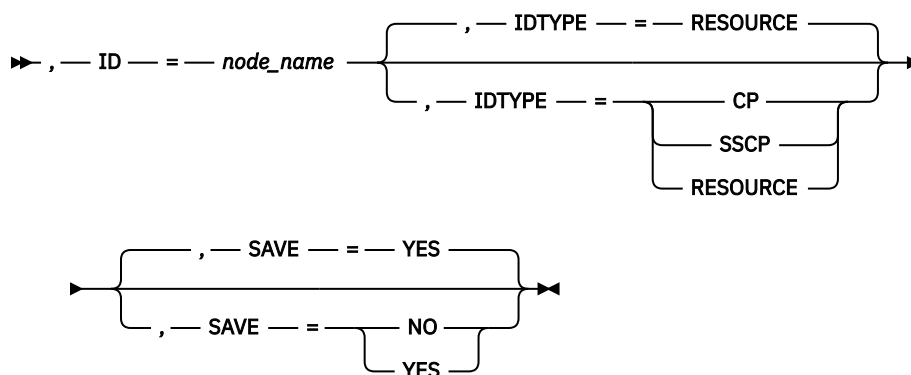
IO trace operands



QDIOSYNC trace operands



STATE trace operands



Note:

1. Do not use NOTRACE when starting VTAM, except to override a TRACE start option coded in a predefined list.
2. Code TRACE and its qualifiers on one line. Code the TYPE qualifier immediately after TRACE.

Specifies whether VTAM starts or cancels a specific type of trace for a node or line, or monitors the usage of all the VTAM buffer pools.

If you code the TRACE option, code the TYPE qualifier immediately after TRACE.

You can specify a network-qualified name on the ID=*node_name* operand of the TRACE start option for buffer, I/O, and QDIOSYNC traces.

You can change the value of TRACE with the MODIFY TRACE command while VTAM is running.

AMOUNT

Specifies whether VTAM records part or all of the data that is transmitted in inbound and outbound message buffers.

AMOUNT=PARTIAL

Specifies that VTAM records the data in trace records with a maximum size of 256 bytes. Each trace record contains a trace record header and data. Data that does not fit in the trace record is lost. This operand can be abbreviated as AMT=P.

AMOUNT=FULL

Specifies that VTAM records all of the data transmitted in message buffers. Multiple trace records might be needed to record all of the data. This operand can be abbreviated as AMT=F.

EVERY

Specifies that VTAM starts or stops the requested trace for the resource named in the ID operand and all appropriate minor nodes of this resource.

You can abbreviate this operand as E.

This operand applies only to buffer and I/O traces. For example:

```
TRACE,TYPE=IO,ID=line name,E
```

This start option initiates an I/O trace for the line and each of its minor nodes.

This operand is not valid if ID=ISTPUS or ID=ISTIRN is also coded. If ID names a channel-attachment major node, code the EVERY option. You can name the link in a channel-attachment major node, but you cannot name the link station.

IDTYPE

Specifies the type of resource that the ID operand names. In cases where several types of resources share the same name, IDTYPE can be used to identify which resource the start option should act on.

If both a CP and an SSCP have the name specified on the ID operand, then both resources are traced.

IDTYPE is valid only for the buffer contents, I/O, and resource state traces.

IDTYPE=CP

Specifies that the name on the ID operand is a CP. Only the trace for a host CP or for the cross-domain resource that represents the adjacent CP is affected by this start option.

IDTYPE=SSCP

Specifies that the name on the ID operand is an SSCP. Only the trace for an SSCP is affected by this start option.

IDTYPE=RESOURCE

Specifies that the name on the ID operand is one of the following items. VTAM looks for the resource in the order they are listed here:

1. SSCP
2. Host CP
3. Adjacent CP
4. Another resource

ID=line name

Names the specific line for which a VTAM trace is started or stopped. *line name* corresponds to the name on the LINE statement that represents the same line.

Each line traced must be explicitly coded in a TRACE start option.

ID=node name

Names the specific node for which a VTAM trace is started or stopped. *node name* corresponds to the name assigned to the node and filed in the VTAM definition library. *node name* can be a network-qualified name for the buffer and I/O traces. See the description of the MODIFY TRACE command in [z/OS Communications Server: SNA Operation](#) for a list of the types of nodes you can choose.

For a CDRM, you can specify a network-qualified name, but this does not remove the restriction that the non-network-qualified CDRM name must be unique across networks.

You can use ID=VTAM to trace all SSCP activity and, in a multiple-domain network, all cross-domain resource manager activity. You can use ID=ISTPUS or the HOSTPU value to trace all SSCP-PU activity. Each terminal or logical unit traced must be explicitly coded in a TRACE start option.

ID=trle_name|*

When TYPE=QDIOSYNC is specified, the ID operand specifies the TRLE name of the OSA-Express2 or later adapter for which diagnostic data synchronization and filtering is to be started or stopped. Specify ID=* to start or stop QDIOSYNC for all TRLEs that define OSA-Express2 or later adapters. When the value ID=* is specified with SAVE=NO, ID=* indicates that the QDIOSYNC command is to be applied to all currently active TRLEs that define OSA-Express2 or later adapters. When the value ID=* is specified with SAVE=YES, ID=* indicates that the QDIOSYNC command is to be applied to all currently active TRLEs that define OSA-Express2 or later adapters and to those that are activated by this VTAM in the future.

When multiple QDIOSYNC NOTRACE or TRACE start options are specified, the last one that is applicable to a specific TRLE name takes precedence. For example, coding TRACE TYPE=QDIOSYNC,ID=TRLE1 requests synchronization for a single OSA-Express2 or later adapter but the request is cancelled if it is followed by NOTRACE TYPE=QDIOSYNC,ID=*. Coding TRACE TYPE=QDIOSYNC,ID=* requests synchronization of all OSA-Express2 or later adapters and, if it is followed by NOTRACE TYPE=QDIOSYNC,ID=TRLE1, it results in the synchronization of all OSA-Express2 or later adapters except TRLE1.

NOTRACE

Specifies that VTAM cancels the trace requested by the TYPE operand. You should code this start option only when you need to override a predefined TRACE start option. Code a separate NOTRACE start option to stop each trace.

OPTION

For the value TYPE=QDIOSYNC, the OPTION operand specifies the scope and filter to be applied by the OSA-Express2 or later adapter. The option specifies the devices and the direction for which diagnostic data is to be gathered. You can abbreviate this operand as OPT.

OPTION=ALLIN

Indicates that the adapter should gather diagnostic data for all devices, including any that might be controlled by other operating systems. This option also indicates that the adapter should collect records pertinent to events and data flowing from the adapter to the host. Code the value **OPTION=ALLIN** only when advised by IBM service to do so.

OPTION=ALLINOUT

Indicates that the adapter should gather diagnostic data for all devices, including any that might be controlled by other operating systems. This option also indicates that the adapter should collect both inbound and outbound diagnostic data.

OPTION=ALLOUT

Indicates that the adapter should gather diagnostic data for all devices, including any that might be controlled by other operating systems. This option also indicates that the adapter should collect records pertinent to events and data flowing from the host to the adapter. Code **OPTION=ALLOUT** only when advised by IBM service to do so.

OPTION=IN

Indicates that the adapter should gather diagnostic data for devices defined to this VTAM only. This option also indicates that the adapter should collect records pertinent to events and data flowing from the adapter to the host. Code **OPTION=IN** only when advised by IBM service to do so.

OPTION=INOUT

Indicates that the adapter should gather diagnostic data for devices defined to this VTAM only. This option also indicates that the adapter should collect both inbound and outbound diagnostic data. Code **OPTION=INOUT** only when advised by IBM service to do so.

OPTION=OUT

Indicates that the adapter should gather diagnostic data for devices defined to this VTAM only. This option also indicates that the adapter should collect records pertinent to events and data flowing from the host to the adapter. Code **OPTION=OUT** only when advised by IBM service to do so.

SAVE

Applies to **TYPE=BUF**, **TYPE=IO**, **TYPE=QDIOSYNC**, and **TYPE=STATE**. It specifies whether the trace request is saved for the resource named on the ID operand.

SAVE=YES

VTAM saves the trace request for the resource named on the ID operand. If the resource exists when this request is issued, the trace starts immediately. If the resource does not exist when this request is issued, VTAM saves the trace command and starts the trace when the resource is defined.

For **TYPE=BUF**, **TYPE=IO**, and **TYPE=STATE**, if you start a trace with **IDTYPE=RESOURCE** and a CP or an SSCP (but not both) exists when the command is issued, VTAM starts the trace for the existing resource and saves the trace commands for both resources. If both a CP and an SSCP exist when the command is issued, VTAM starts tracing for them immediately.

For **TYPE=QDIOSYNC**:

- If you specify **ID=trlename**, any saved command from a previous **TRACE TYPE=QDIOSYNC** start option for that TRLE is deleted.
- If you specify **ID=***, all saved commands from previous **TRACE TYPE=QDIOSYNC** start options are deleted

Use the **MODIFY NOTRACE** command to delete a saved trace command. VTAM will not delete a saved trace command until you issue a **MODIFY NOTRACE** command for it, even though the resource might be created and freed or activated and deactivated several times. Saved trace commands are lost when VTAM is halted and restarted.

SAVE=NO

Does not save the trace request. If the resource does not exist when you start the trace, the request fails.

SYNCID

Optional operand valid for TYPE=QDIOSYNC. The OSA-Express2 or later uses this value as part of an identifier when it captures diagnostic data. If this operand is not specified, the *trlenam* value is used.

Restriction: If you specify a value for SYNCID, it must conform to the rules for names detailed in [“Format of definition statements”](#) on page 6.

TRACE

Specifies that VTAM starts a specific type of trace for a node or line, or monitors the use of all the VTAM buffer pools. Once started, the trace remains in effect until it is stopped, either by stopping VTAM or by entering the MODIFY NOTRACE command. More than one trace can run concurrently, but code a separate TRACE start option to start each trace.

TYPE=BUF

Specifies whether a VTAM buffer trace is started or stopped.

TYPE=IO

Specifies whether a VTAM I/O trace is started or stopped.

TYPE=QDIOSYNC

Use TYPE=QDIOSYNC to synchronize and optionally apply a scope and filter to OSA-Express2 or later diagnostic data.

Arming the OSA-Express2 or later directs it to capture diagnostic data when there is an unexpected loss of host connectivity. Data is also captured when the following conditions occur:

1. The VTAM-supplied message processing facility (MPF) exit (IUTLLCMP) is driven.
2. Either the VTAM or TCP/IP functional recovery routine (FRR) is driven with ABEND06F. ABEND06F is the result of a PER trap SLIP command that specifies ACTION=RECOVERY.

Restriction: The SLIP must be a PER trap SLIP in order to specify ACTION=RECOVERY.

See [z/OS Communications Server: SNA Diagnosis Vol 1, Techniques and Procedures](#) for more information about using the QDIOSYNC facility.

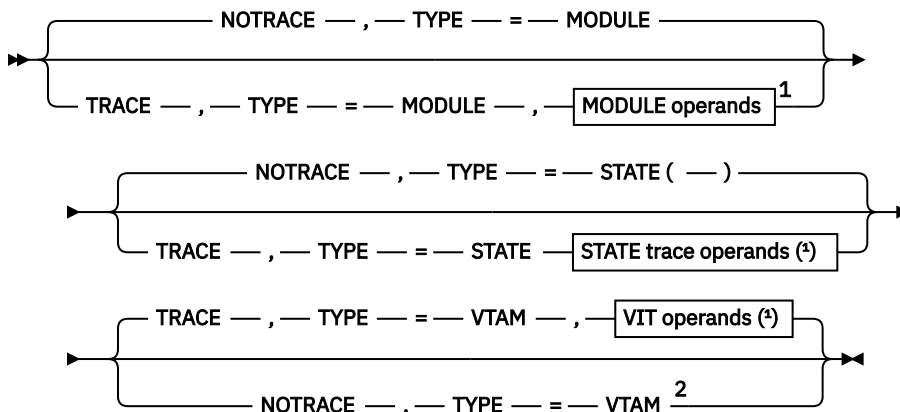
TYPE=SMS,ID=VTAMBUF

Specifies that VTAM monitors the number of its requests to obtain buffers in the VTAM buffer pools. (After a specified number of requests occur, the trace creates a record to show how the pools are being used at that time.) If you code TYPE=SMS, also code ID=VTAMBUF.

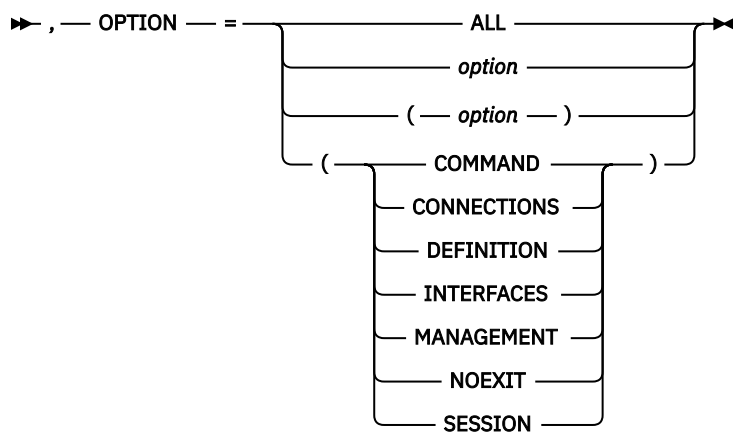
TYPE=STATE

Specifies whether a resource state trace is started or stopped to monitor changes in the state of the resource named on the ID operand.

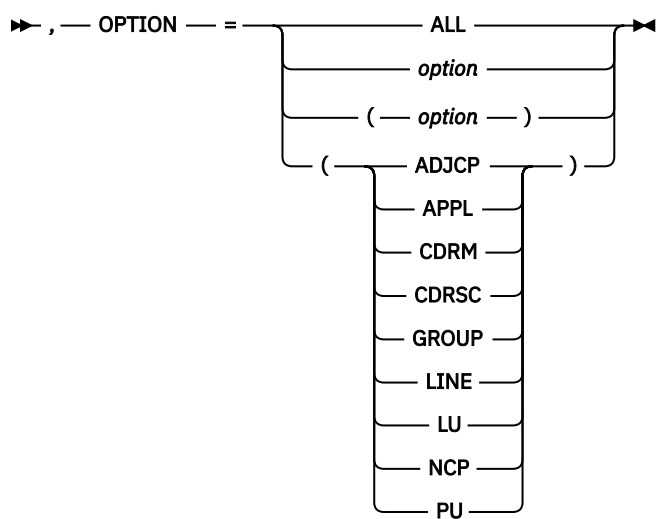
TRACE for MODULE, STATE (with OPTION), or VTAM internal trace



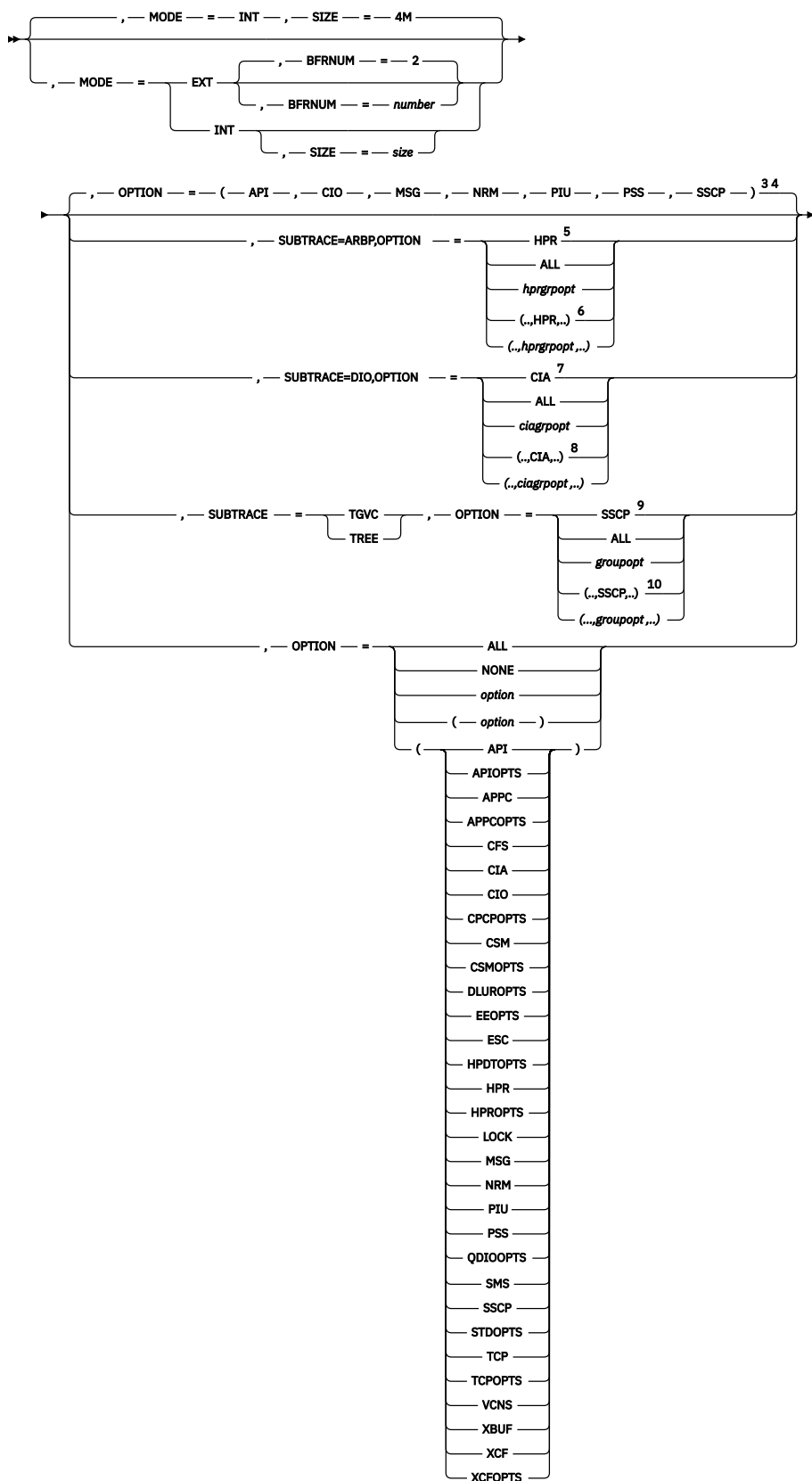
MODULE operands



STATE trace operands



VIT operands



Notes:

¹ You can code TRACE and its qualifiers through position 71, even if you are in the middle of the start option. Continue the remainder of the item in the next record. Code the TYPE qualifier immediately after you code the TRACE start option.

² The NOTRACE,TYPE=VTAM and TRACE,TYPE=VTAM,MODE=INT start option processing is affected by the current level of VIT control being used (as specified by the VITCTRL start option).

³ The default options apply only to MODE=INT.

⁴ PSS is a default VIT option, but PSS can be turned off.

⁵ When SUBTRACE=ARBP is specified, if a single OPTION value is coded, it must be HPR, ALL, or one of the group options (*hprgrpopt*) that include HPR as an individual option equivalent. The applicable group options are DLUROPTS, EEOPTS, HPDPTOPTS, HPROPTS, QDIOOPTS, and XCFOPTS.

⁶ If multiple trace options are coded in parentheses, either HPR or one of the group options (*hprgrpopt*) that include HPR as an individual option equivalent must be coded inside the parentheses when SUBTRACE=ARBP is coded.

⁷ When you specify SUBTRACE=DIO and you code a single OPTION value, the OPTION value must be CIA, ALL, or one of the group options (*ciagrptopt*) that include CIA as an individual option equivalent. The applicable group options are EEOPTS, HPDPTOPTS, HPROPTS, QDIOOPTS, TCPOPTS and XCFOPTS.

⁸ When SUBTRACE=DIO is coded and you code multiple trace options in parentheses, you must code either CIA or one of the group options (*ciagrptopt*) that include CIA as an individual option equivalent inside the parentheses.

⁹ When SUBTRACE=TGVC or SUBTRACE=TREE is coded, if a single OPTION value is coded, it must be SSCP, ALL, or one of the group options (*groupopt*), all of which include SSCP as an individual option equivalent. The group options are APIOPTS, APPCOPTS, CPCPOPTS, CSMOPTS, DLUROPTS, EEOPTS, HPDPTOPTS, HPROPTS, QDIOOPTS, STDPTS, TCPOPTS, and XCFOPTS.

¹⁰ If multiple trace options are coded in parentheses, either SSCP or one of the group options (*groupopt*) must be coded inside the parentheses when SUBTRACE=TGVC or SUBTRACE=TREE is coded.

Specifies whether VTAM starts or cancels a specific type of trace.

If you code the TRACE option, code the TYPE qualifier immediately after TRACE.

You can change the value of TRACE with the MODIFY TRACE command while VTAM is running.

BFRNUM=number

Specifies the number of 8K external trace buffers the VTAM internal trace is to allocate and use for generalized trace facility (GTF) processing. Integers 0 or 2–50 can be specified. The default is 2. Two times the number of processors in the central processing unit (CPU) should ensure that enough buffers are available.

When an integer of 2–50 is specified, VTAM accumulates approximately 8K of external trace data prior to sending the data to GTF.

If zero is specified or there is no buffer available for the trace record, VTAM sends each trace record to GTF as it is recorded. This incurs a significant system overhead, and should be avoided.

MODE

Specifies that the VTAM internal trace is to record its data on an internal, wraparound table (MODE=INT) and optionally, on an external trace file (MODE=EXT).

MODE applies only to TYPE=VTAM.

You can record trace data internally and externally simultaneously. If you want, you can have different sets of trace options active for internal and external recording. If you are using VITCTRL=BASE mode, VTAM always runs with MODE=INT and the default trace options, whether you request tracing or not. If you are using VITCTRL=FULL mode with MODE=INT, you can disable any or all VIT options.

You must run specific operating system utilities to trap, format, and view external trace output. See [z/OS Communications Server: SNA Diagnosis Vol 1, Techniques and Procedures](#) for more information about use of these operating system utilities.

Do not specify MODE=EXT and SIZE on the same command.

MODE=INT

Specifies that the VTAM internal trace is to record its data on an internal, wraparound table.

MODE=EXT

Specifies that the VTAM internal trace is to record its data on an external trace file as well as on an internal, wraparound table. You can record external trace data using the generalized trace facility (GTF). GTF must be active when you initiate traces. You can format output using IPCS.

See [z/OS Communications Server: SNA Diagnosis Vol 1, Techniques and Procedures](#) for a more detailed description of formatting and printing trace output.

NOTRACE

Specifies that VTAM cancels the trace requested by the TYPE operand. Code a separate NOTRACE start option to stop each trace.

For **TYPE=VTAM**, the processing is affected by the current level of VIT control being used (as specified by the VITCTRL start option).

- If you are using VITCTRL=BASE, the NOTRACE start option is accepted but ignored.
- If you are using VITCTRL=FULL, the following situations occur:
 - With no CSDUMP start option defined, no VIT options are started for internal mode tracing.
 - With a CSDUMP start option, the VIT option set STDPTS is enabled.

See [z/OS Communications Server: SNA Diagnosis Vol 2, FFST Dumps and the VIT](#) for more information on VIT control levels.

OPTION=(option,option,...option)

Applies to TYPE=MODULE, TYPE=STATE and TYPE=VTAM.

You can abbreviate this operand as OPT.

You can code one or more of the options listed for each TYPE operand.

Note: Each trace option can affect the performance of your host and the VTAM network. Be sure to understand the effect this function can have on performance in your environment before specifying OPTION=ALL.

For **TYPE=MODULE**, OPTION specifies the modules for which tracing is to be started.

For **TYPE=STATE**, OPTION specifies the types of resources for which resource states are to be recorded. The data is recorded using the mode (internal or external) specified for the SSCP VIT option.

For **TYPE=VTAM**, OPTION is a listing of the VTAM functions that you want to trace.

When VTAM encounters an exception condition involving an API, NRM, PIU, SSCP, or SMS function, it generates a trace record whether or not you have activated that option.

Note: VTAM manages and displays the setting of the API, CIO, MSG, NRM, PIU and SSCP VIT options for internal recording (MODE=INT) based on the level of VIT control being used. See [z/OS Communications Server: SNA Diagnosis Vol 2, FFST Dumps and the VIT](#) for details.

ALL

Applies to TYPE=MODULE, TYPE=STATE and TYPE=VTAM.

For **TYPE=MODULE**, OPTION=ALL starts the tracing of all the modules shown on the OPTION operand for which TYPE=MODULE apply.

For **TYPE=STATE**, OPTION=ALL starts the tracing of resource states for all of the resource types shown on the OPTION operand for which TYPE=STATE apply.

For **TYPE=VTAM**, OPTION=ALL specifies that the VTAM internal trace (VIT) is to be started for all of the VTAM internal functions for which the VIT is available, including VCNS trace functions. It is equivalent to specifying all of the internal trace types. Exception trace entries continue to be recorded.

For **TYPE=MODULE**, you can also specify the following options:

OPTION=COMMAND

Starts tracing modules involved in command processing.

OPTION=CONNECTIONS

Starts tracing modules involved in setting up connections between nodes.

OPTION=DEFINITION

Starts tracing modules involved in resource definition processing.

OPTION=INTERFACES

Starts tracing modules involved in the interface with the host SSCP or the host CP.

OPTION=MANAGEMENT

Starts tracing modules involved in network management.

OPTION=NOEXIT

Specifies that module exits are not traced for modules associated with other OPTION values for TYPE=MODULE. Module exits are not traced for any modules until a subsequent MODIFY NOTRACE,TYPE=MODULE,OPTION=NOEXIT command is issued.

Starting a module trace for any OPTION with TYPE=MODULE starts the tracing of the module exits also, unless you specify OPTION=NOEXIT.

OPTION=SESSION

Starts tracing modules involved in session establishment.

For **TYPE=STATE**, you can also specify the following options:

OPTION=ADJCP

Starts tracing the states of all adjacent control points.

OPTION=APPL

Starts tracing the states of all application programs.

OPTION=CDRM

Starts tracing the states of all CDRMs.

OPTION=CDRSC

Starts tracing the states of all CDRSCs.

OPTION=GROUP

Starts tracing the states of all line groups.

OPTION=LINE

Starts tracing the states of all lines.

OPTION=LU

Starts tracing the states of all logical units.

OPTION=NCP

Starts tracing the states of all NCPs.

OPTION=PU

Starts tracing the states of all physical units.

For **TYPE=VTAM**, you can also specify the following options:

API

Helps you determine whether an application program is causing a problem. API entries are written for RPL macros, RPL exit routines, user exit routines, and user posts.

APIOPTS

A grouping of multiple VIT options that includes all of the individual VIT options usually required to diagnose potential non-LU 6.2 application program problems. Specifying APIOPTS is equivalent to specifying all of the following VIT options: API, MSG, NRM, PIU, PSS, SMS, and SSCP.

APPC

Helps you determine whether an LU 6.2 application is causing a problem. LU 6.2 entries are written for the following items:

- APPCCMD macro invocations
- User posts and exit scheduling by LU 6.2 code
- Calls to a security manager for security processing

Message unit transmissions between LU 6.2 components

APPCOPTS

A grouping of multiple VIT options that includes all of the individual VIT options usually required to diagnose potential LU 6.2 application program problems. Specifying APPCOPTS is equivalent to specifying all of the following VIT options: API, APPC, MSG, NRM, PIU, PSS, SMS, and SSCP.

CFS

Helps you assess and manage your coupling facility structure.

CIA

Helps isolate problems indirectly related to channel IO by tracing additional data near the time of channel IO activity.

CIO

Helps isolate problems related directly to channel I/O (CIO). CIO entries are written for attentions, error recovery, interruptions, HALT I/O SVC, and START I/O SVC.

CPCPOPTS

A grouping of multiple VIT options that includes all of the individual VIT options usually required to diagnose potential CP-CP session problems. Specifying CPCPOPTS is equivalent to specifying all of the following VIT options: API, APPC, MSG, NRM, PIU, PSS, SMS, and SSCP.

CSM

Traces the parameter list information that flows across the communications storage manager (CSM) interface for the following events:

- Requests to obtain a buffer
- Requests to free a buffer
- Requests to assign additional tokens to the buffer
- Requests to change the ownership of a buffer
- Requests to change the pageable state of a buffer
- Requests to copy data to or from a CSM buffer or a user data area
- Buffer pool expansion
- Buffer pool contraction

Note: For installations using high performance data transfer (HPDT), the use of the CSM trace should be restricted to times when diagnostic information is needed. Using this option on a regular basis minimizes the performance benefits provided by HPDT services.

CSMOPTS

A grouping of multiple VIT options that includes all of the individual VIT options usually required to diagnose potential communications storage manager (CSM) problems. Specifying CSMOPTS is equivalent to specifying all of the following VIT options: API, APPC, CIO, CSM, MSG, NRM, PIU, PSS, SMS, SSCP, and XBUF.

DLUROPTS

A grouping of multiple VIT options that includes all of the individual VIT options usually required to diagnose dependent LU requester (DLUR) problems. Specifying DLUROPTS is equivalent to specifying all of the following VIT options: API, APPC, HPR, MSG, NRM, PIU, PSS, SMS, and SSCP.

EEOPTS

A grouping of multiple VIT options that includes all of the individual VIT options usually required to diagnose Enterprise Extender (EE) problems. Specifying EEOPTS is equivalent to specifying all of the following VIT options: CIA, CIO, HPR, MSG, NRM, PIU, PSS, SMS, SSCP, and TCP.

ESC

Helps you track, in detail, the flow of requests for a given process.

HPDТОPTS

A grouping of multiple VIT options that includes all of the individual VIT options usually required to diagnose high performance data transfer (HPDT) problems. Specifying HPDТОPTS is equivalent to specifying all of the following VIT options: CIA, CIO, HPR, MSG, PIU, PSS, SMS, and SSCP.

HPR

Helps you isolate problems related to High-Performance Routing (HPR). Events include invocation of the HPRCTL macroinstruction, invocation of the HPR timer control macroinstruction, any LU-LU session data sent across a rapid transport protocol (RTP) connection, a network layer packet (NLP) sent or received, a dispatch of the RTP context manager (RCM) PAB, a dispatch of a RTP PAB, an error detected by RTP, and a route setup sent or received.

HPROPTS

A grouping of multiple VIT options that includes all of the individual VIT options usually required to diagnose High-Performance Routing (HPR) problems. Specifying HPROPTS is equivalent to specifying all of the following VIT options: API, APPC, CIA, CIO, HPR, MSG, NRM, PIU, PSS, SMS, and SSCP.

LOCK

Helps you determine when VTAM modules get and release locks.

MSG

Helps you correlate other VIT internal entries with the console messages even if the console sheet is lost. MSG entries are written for all messages to the VTAM operator.

NONE

Specifies that no traces are active.

NRM

Helps you follow the services of the network resource management component. These include the assignment of, references to, and the deletion of certain VTAM resources such as node names, network addresses, and control blocks. NRM entries are written for all I/O and buffer contents traces.

PIU

Helps you isolate problems to hardware, to the NCP, or to VTAM. PIU entries are written for all I/O to and from VTAM, which can be an advantage over I/O and buffer content traces.

PSS

Helps you track the flow of requests through VTAM. PSS entries are written for the VTAM macros that invoke and control PSS, and for scheduling and dispatching VTAM routines.

QDIOPTS

A grouping of multiple VIT options that includes all of the individual VIT options usually required to diagnose OSA problems. Specifying QDIOPTS is equivalent to specifying all of the following VIT options: CIA, CIO, HPR, MSG, NRM, PIU, PSS, SMS, and SSCP.

SMS

Helps you isolate problems caused by storage shortages. When used with the SSCP or PSS trace options, it can also help you isolate internal VTAM problems. SMS entries are written when SMS macros are used to request or release fixed-length or variable-length buffers. SMS entries are also written when VTAM expands or attempts to expand a buffer pool.

SSCP

Helps you isolate problems to a specific VTAM component or module. SSCP entries are written for the request or response units (RUs) sent between VTAM components.

STDOPTS

A grouping of multiple VIT options that includes all of the individual VIT options usually required to diagnose problems related to high CPU, session services, Open/Close ACB, and DLCs such as MPC and CTC. Specifying STDOPTS is equivalent to specifying all of the following VIT options: API, CIO, MSG, NRM, PIU, PSS and SSCP.

TCP

Helps you trace Enterprise Extender events.

TCPOPTS

A grouping of multiple VIT options that includes all of the individual VIT options usually required to diagnose problems related to TCP/IP. Specifying TCPOPTS is equivalent to specifying all of the following VIT options: CIA, CIO, MSG, NRM, PIU, PSS, SMS, SSCP, and TCP.

VCNS

Helps you determine whether a VCNS application is causing a problem. VCNS entries are written for VCNSCMD macro invocations, user posts, and exit scheduling by VCNS code, and work element transmissions between VCNS components.

XBUF

Records information contained within the extended buffer list, particularly in regard to information on CSM usage by VTAM. This option traces the contents from the application supplied extended buffer list as well as the internal buffer list that VTAM uses to carry the extended buffer list information.

Note: For installations using high performance data transfer (HPDT), the use of the XBUF trace should be restricted to times when diagnostic information is needed. Using this option on a regular basis minimizes the performance benefits provided by HPDT services.

XCF

Helps you trace XCF communication.

XCFOPTS

A grouping of multiple VIT options that includes all of the individual VIT options usually required to diagnose cross-system coupling facility (XCF) problems. Specifying XCFOPTS is equivalent to specifying all of the following VIT options: CIA, CIO, HPR, MSG, NRM, PIU, PSS, SMS, SSCP, and XCF.

SIZE=size

Applies only when you specify TYPE=VTAM,MODE=INT. The size operand specifies the number of megabytes to be allocated for the internal trace table. Valid values are in the range 4M - 2048M. The VTAM internal trace table is allocated in 64-bit common (HVCCOMMON) storage.

Restriction: If you specify a SIZE value that is larger than the default value, z/OS performs paging on portions of the VIT table. Before you specify a large SIZE value, ensure that you have sufficient real or auxiliary storage to contain the entire VIT. Failure to ensure sufficient storage might result in an auxiliary storage shortage. If an SVC dump is taken that includes common storage, the size of the dump data set also increases. You must also take the increase in the size of the dump data set into consideration.

SUBTRACE

Specifies that SUBTRACE can be used to turn on a subset of trace entries under a trace option. Of the SUBTRACE types defined, subtrace TREE and TGVC are defined under the SSCP trace option, subtrace ARBP is defined under the HPR trace option, and subtrace DIO is defined under the CIA trace option.

Recommendation: All of the SUBTRACE options are defaulted to off. They can generate a large number of records in the VTAM trace and can incur a significant overhead, but may be necessary in some cases for diagnostic purposes. It is not recommended to activate them at VTAM start time. If used, the SUBTRACE options should be turned off when the necessary trace output has been obtained.

SUBTRACE=ARBP

Specifies the ARB (Adaptive Rate Based) algorithm performance trace records that are to be generated. The OPTION operand is required when SUBTRACE is specified and HPR must be one of the trace options specified when SUBTRACE=ARBP is coded. After subtrace ARBP is activated, the following trace records will be generated for the ARB algorithm processing: ARBR (Generated when ARB Responsive Mode algorithm is used) and ARBB (Generated when ARB Base Mode algorithm is used).

SUBTRACE=DIO

Specifies that Direct IO related trace records are to be generated. The OPTION operand is required when SUBTRACE is specified and CIA must be one of the trace options specified when SUBTRACE=DIO is coded. After subtrace DIO is activated, the following trace records may be generated for OSA and HiperSockets processing: QAPL, QDIP and QSRB.

SUBTRACE=TGVC

Specifies that APPN transmission group vector (TGVC) trace records are to be generated. The OPTION operand is a required keyword when SUBTRACE is specified and SSCP must be one of

the trace options specified when SUBTRACE=TGVC is coded. After subtrace TGVC is activated, the following trace records will be generated for various TG Vector requests: TGVC, TGV2. If large amounts of data are being traced, additional TGVC records (plus subsequent TGV2 records) may occur.

SUBTRACE=TREE

Specifies the APPN routing tree trace records that are to be generated. The OPTION operand is required when SUBTRACE is specified and SSCP must be one of the trace options specified when SUBTRACE=TREE is coded. After subtrace TREE is activated, the following trace records will be generated for routing trees used by APPN route computation: TRRT, TRR2, TRR3, TRR4, TRR5, HLST, and HLS2.

TYPE=MODULE

Specifies whether a module trace is started or stopped for the types of modules listed on the OPTION operand.

TYPE=STATE

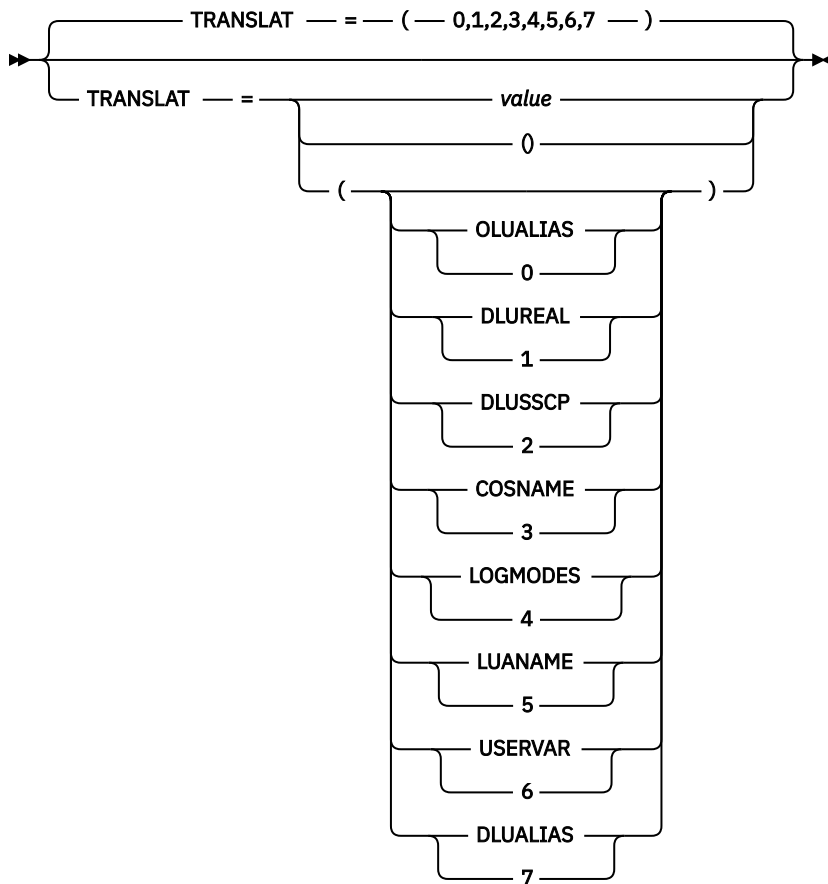
Specifies whether a resource state trace is started or stopped to monitor changes in the state of the type of resources listed on the OPTION operand.

TYPE=VTAM

Specifies the VTAM internal trace (VIT).

Use IBM Health Checker for z/OS to check whether various VTAM internal trace parameters have been set to values that reflect best practices. For more details about IBM Health Checker for z/OS, see [z/OS Communications Server: IP Diagnosis Guide](#).

TRANSLAT start option



Controls alias name translation. It specifies which names will be translated, but not how the names will be translated. If TRANSLAT is specified, only the bits corresponding to the values specified will be turned on. All other bits will be turned off. For example, if you specify

```
TRANSLAT=(OLUALIAS,DLUSSCP,LOGMODES)
```

the hexadecimal value will be X'A8' (equivalent to B'10101000'). If you specify TRANSLAT=(), all bits will be turned off.

TRANSLAT=OLUALIAS or 0 (bit 0)

Specifies that VTAM is to determine the originating logical unit (OLU) alias names.

TRANSLAT=DLUREAL or 1 (bit 1)

Specifies that VTAM is to determine destination logical unit (DLU) real names.

TRANSLAT=DLUSSCP or 2 (bit 2)

Specifies that VTAM is to determine the DLU's owning SSCP name.

TRANSLAT=COSNAME or 3 (bit 3)

Specifies that VTAM is to determine Class of Service names.

TRANSLAT=LOGMODES or 4 (bit 4)

Specifies that VTAM is to determine logon mode names.

TRANSLAT=LUANAME or 5 (bit 5)

Specifies that VTAM is to determine associated LU alias names.

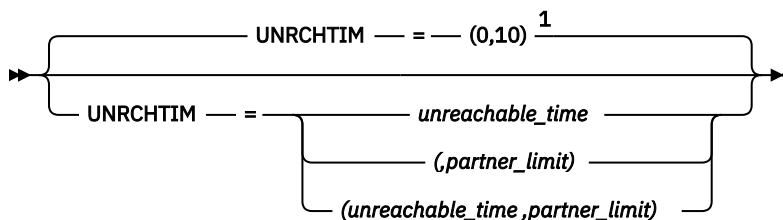
TRANSLAT=USERVAR or 6 (bit 6)

Specifies that VTAM is to enable the USERVAR function.

TRANSLAT=DLUALIAS or 7 (bit 7)

Specifies that VTAM is to determine DLU alias names only when needed.

UNRCHTIM start option



Notes:

¹ UNRCHTIM is meaningful only if the NODETYPE start option is also used.

range:	unreachable_time:	0, or 10-65535
	partner_limit:	5-65535

Specifies the options associated with Enterprise Extender connection network reachability awareness.

There are three allowed formats for coding start option UNRCHTIM:

- UNRCHTIM=*unreachable_time*
- UNRCHTIM=(*unreachable_time*,*partner_limit*)
- UNRCHTIM=(*partner_limit*)

unreachable_time

Specifies the default number of seconds that a partner node for a session path through an Enterprise Extender connection network is considered unreachable after certain Enterprise Extender connection network failures. During this period, the path through the Enterprise Extender connection network to this partner node is not considered for new sessions or HPR path switches.

partner_limit

Specifies the limit for the number of unreachability records that can be associated with an Enterprise Extender connection network before that connection network is considered unusable for session route selection. No paths through the Enterprise Extender connection network will be considered for new sessions or HPR path switches until the number of unreachability records falls below 80% of the *partner_limit* value. The number of unreachability records associated with an Enterprise Extender connection network virtual routing node (VRN) can be displayed with a **DISPLAY TOPO,LIST=UNRCHTIM,VRN=virtual_node** command.

Result: Unreachability records are not maintained on an end node. They are maintained only by the end node's network node server. Therefore, the *partner_limit* value is ignored if specified on an end node.

A partner node is determined to be unreachable when a dial failure occurs across an Enterprise Extender connection network or when an INOP of an existing connection through an Enterprise Extender connection network is detected. UNRCHTIM is meaningful only if the NODETYPE start option is also used.

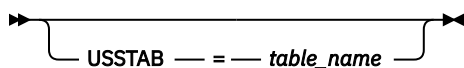
UNRCHTIM is meaningful only for Enterprise Extender connection networks. You can override the UNRCHTIM *unreachable_time* start option value for individual Enterprise Extender connection networks by coding *UNRCHTIM=unreachable_time* on the PORT or GROUP statement that defines each connection network in the Enterprise Extender External Communications Adapter (XCA) major node. The UNRCHTIM *partner_limit* value cannot be coded on the PORT or GROUP statements. See z/OS Communications Server: SNA Network Implementation Guide for additional information about Performance considerations.

Note:

1. If the UNRCHTIM start option is not specified, the default *unreachable_time* value is 0, which indicates that paths through Enterprise Extender connection networks will always be considered for routing.
2. A minimum (nonzero) value of 10 seconds is set for the UNRCHTIM *unreachable_time* value to reduce the risk of performance concerns because of excess TDU flows.
3. On an end node, instead of displaying the value configured, NO is displayed if UNRCHTIM=0 is configured and YES is displayed if a nonzero value is configured.

You can change the UNRCHTIM start option values with the MODIFY VTAMOPTS command while VTAM is running. The *unreachable_time* value will be changed for the PORT statement and all GROUP statements that define connection networks in an XCA major node that do not override the start option value. The unreachable time for existing paths through connection networks to partner nodes that were determined to be unreachable before the start option value was modified will not be changed. When the existing unreachable time for a path expires, the new *unreachable_time* value will be used if the partner node through that path is determined to be still unreachable. The new *partner_limit* value will be used for all routes selected for new sessions and HPR path switches after the *partner_limit* value is changed.

USSTAB start option



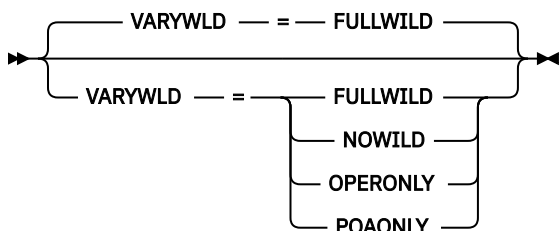
Specifies the name of a USS table to be used for VTAM operator messages and for VTAM operator commands that are processed through USS. *table_name* is the 8-character name of a USS table. Choose one of the following USS tables:

- ISTINCNO, which contains the IBM-supplied VTAM messages and commands. ISTINCNO is the default for IBM-supplied VTAM messages. This table can be supplemented with a user-defined message table. When a user-defined USS command table is specified on the USSTAB start option, the user-defined table is the only table searched to process a VTAM command.
- ISTCFMCM contains a master copy of the original messages in ISTINCNO. Choose this table name if you want to continue using these original messages in program operator applications after ISTINCNO is modified. Commands processed through USS continue to use ISTINCNO.

- A user-defined table that contains user-modified messages and commands. Messages not defined in the user-defined table continue to use ISTINCNO; commands not defined in the user-defined table will not be found. The user-defined table should not be named either ISTINCNO or ISTINCDT; otherwise, you might not be able to use all of the defined USS commands and messages.

If the attempt to load the specified table fails, VTAM uses ISTINCNO by default. Message IST116I is issued if the specified table is not found; message IST448I is issued if storage is insufficient for loading the table.

VARYWLD start option



Specifies whether wildcards are permitted in certain VARY commands.

You can change the value of VARYWLD with the MODIFY VTAMOPTS command while VTAM is running.

VARYWLD=FULLWILD

Specifies that wildcards are permitted in VARY commands from all network operators. Wildcards are permitted in VARY commands from program operator applications whose APPL definition statement indicates VARYWLD=YES.

VARYWLD=NOWILD

Specifies that wildcards are not permitted in any VARY commands.

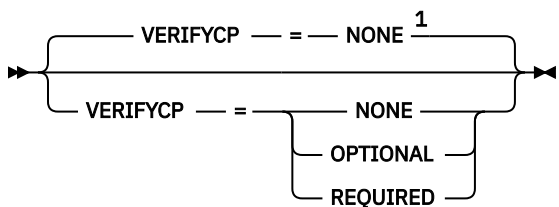
VARYWLD=OPERONLY

Specifies that wildcards are permitted in VARY commands from the network operator, but not from program operator applications.

VARYWLD=POAONLY

Specifies that wildcards are permitted in VARY commands from program operator applications whose APPL definition statement indicates VARYWLD=YES. Wildcards are not permitted from the network operator.

VERIFYCP start option



Notes:

¹ The VERIFYCP start option is meaningful only if the NODETYPE start option is also used.

Specifies whether VTAM performs session-level verification during activation of LU 6.2 sessions involving control points. The related SECLVLCP start option values specify the type of verification.

If you do not code SECLVLCP, VTAM attempts to use the enhanced protocol if VERIFYCP=OPTIONAL or VERIFYCP=REQUIRED is specified, but will accept basic protocol.

If you code VERIFYCP=OPTIONAL or VERIFYCP=REQUIRED, a security management product, such as RACF 1.9 or later, must be installed and active.

Note: When performing LU verification for the VTAM CP, the RACF profile must be created using four-part names. See [z/OS Communications Server: SNA Network Implementation Guide](#) for an example of how to create the RACF profile.

VERIFYCP=NONE

Specifies that there is no verification of the partner CP's identity during session activation.

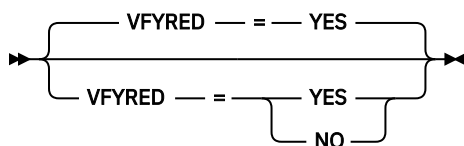
VERIFYCP=OPTIONAL

Specifies that identity verification is done for certain partner CPs during session activation. Identity verification is done when there is a password defined for the CP partners in the installed security manager product. See [z/OS Communications Server: SNA Network Implementation Guide](#) for information about how VTAM determines when to perform identity verification.

VERIFYCP=REQUIRED

Specifies that VTAM verifies the identity of all partner CPs during activation of sessions between LU 6.2 applications. Every partner CP must have a password defined. Any partner CPs that do not have a password defined cannot establish LU 6.2 sessions with this application program.

VFYRED start option



dependencies:

LU 6.2 application programs using APPCCMD API

Specifies whether resource verification reduction is allowed for all LU 6.2 application programs using the APPCCMD application program interface for this VTAM.

See [z/OS Communications Server: SNA Network Implementation Guide](#) for information about resource verification reduction support.

You can change the value of VFYRED with the MODIFY VTAMOPTS command while VTAM is running.

VFYRED=YES

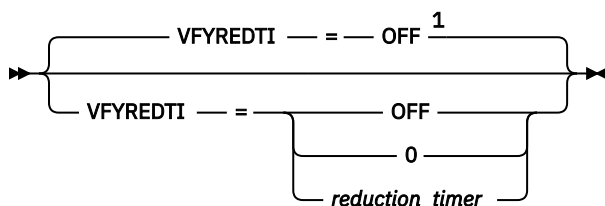
Indicates that LU 6.2 session initiation requests do not need to be delivered to the target LU.

Note: If the BIND fails, VTAM reissues the session initiation request indicating that the resource must be verified.

VFYRED=NO

Indicates that the session initiation request must be delivered to the target LU. Normal session setup logic will be performed.

VFYREDTI start option



Notes:

¹ VFYREDTI is meaningful only if the NODETYPE=NN start option is also used.

dependencies:

LU 6.2 application programs using the APPCCMD API

range:

1–2147483647 seconds (or equivalent minutes or hours)

Specifies the maximum amount of time a resource's location is not verified during session setup.

You can change the value of VFYREDTI with the MODIFY VTAMOPTS command while VTAM is running.

VFYREDTI=OFF

Indicates that there is no node-wide verification reduction timer value. Verification reduction will be attempted for the time indicated by the target resource's cached information. If the target resource has no cache time value VTAM will assume a time value of 1 day.

VFYREDTI=0

Indicates that all requests must be verified.

VFYREDTI=*reduction_timer*

Specifies the amount of time resource verification reduction is to be performed before the resource is verified. The lesser of this value and the target resource's cache time value (or the 1 day default) is used.

reduction_timer can be specified in seconds (S), minutes (M), or hours (H), where n is an integer:

n or nS

Specifies the number of seconds resource verification reduction is to be performed before the resource is verified. Seconds is the default interval.

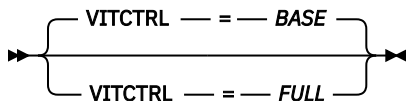
nM

Specifies the number of minutes resource verification reduction is to be performed before the resource is verified.

nH

Specifies the number of hours resource verification reduction is to be performed before the resource is verified.

VITCTRL start option



Specifies the level of control the VTAM operator has for controlling the internal recording of certain default VTAM Internal Trace (VIT) options. By default, VTAM starts these VIT options: API, PIU, SSCP, MSG, NRM, PSS and CIO. The VITCTRL setting also controls the command processing of the DISPLAY TRACE command, and the MODIFY TRACE and MODIFY NOTRACE commands for TYPE=VTAM,MODE=INT.

You can change the value of VITCTRL with the MODIFY VTAMOPTS command while VTAM® is running. Changing the VITCTRL setting effects the processing of the next DISPLAY TRACE, MODIFY TRACE or MODIFY NOTRACE command but it has no effect on the current setting of the VIT options.

VITCTRL=BASE

Specifies that the operator cannot modify the settings of certain default VIT options using the MODIFY TRACE or the MODIFY NOTRACE commands or by start options for internal trace recording. This is the default value.

When VITCTRL=BASE is specified, VTAM manages the default VIT options as follows:

- The VIT options other than PSS remain active regardless of any other changes made with MODIFY TRACE, MODIFY NOTRACE or with the TRACE start option. The use of the PSS VIT option can be changed by the operator.
- Individual default options other than PSS are not listed in the DISPLAY TRACE output unless the user has explicitly activated the individual VIT options. The current setting of the PSS VIT option is always displayed in the DISPLAY TRACE command output.

VITCTRL=FULL

Specifies that the operator can modify the settings of all VIT options using the MODIFY TRACE and MODIFY NOTRACE commands or by start options for TYPE=VTAM,MODE=INT processing.

VTAM manages the default VIT options as follows:

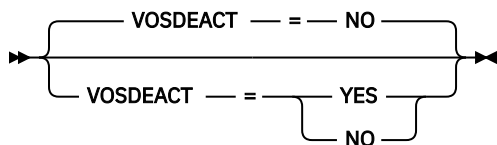
- The operator can enable or disable one or more of the default VIT options using the MODIFY TRACE or MODIFY NOTRACE commands. This includes the MODIFY NOTRACE,OPT=ALL command which disables all VIT options, including the default options.
- When defining a CSDUMP message or code trigger, the VIT options that are contained in the option set STD_OPTS (API, PIU, SSCP, MSG, NRM, CIO, and PSS) are enabled by default. When a CSDUMP message or code trigger is active, the VIT MSG option cannot be disabled by the MODIFY NOTRACE command.
- The current setting of the VIT options are always included in the DISPLAY TRACE command output.
- When activating any VIT option set, all of the options contained in the STD_OPTS option set are also activated.

Notes:

- The default VIT trace options are defined as the VIT option set STD_OPTS (standard option). The default VIT options are the recommended set of trace options to use.
- Disabling any of the default VIT options can trigger a health check notification (CSVTAM_VIT_OPT_STD_OPTS) and impacts VTAM serviceability.

For more detail about the implications of the two levels of VIT control, see [z/OS Communications Server: SNA Diagnosis Vol 2, FFST Dumps and the VIT](#).

VOSDEACT start option



The VOSDEACT keyword can be coded in the VTAM start list, or turned on/off by way of the MODIFY VTAM_OPTS command, to cause VTAM to bring a virtual route (VR) down if the VR goes out-of-sequence.

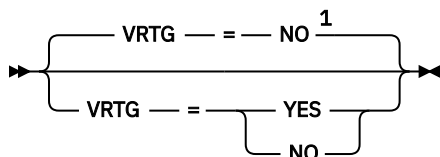
VOSDEACT=YES

Specifies that VR deactivation will be initiated when a VR goes out-of-sequence.

VOSDEACT=NO

Specifies that VR deactivation will not be initiated when a VR goes out-of-sequence. VOSDEACT=NO continues the previous mode of virtual route processing.

VRTG start option



Notes:

¹ VRTG is meaningful only if the NODETYPE and HOSTSA start options are also used.

Indicates whether VR-based transmission group connections are to be requested when the SSCP-SSCP session is established for this node.

This option is valid only for interchange nodes and migration data hosts when start options NODETYPE and HOSTSA are specified.

Note: This value can be overridden by coding the VRTG operand in the CDRM definition statement.

You can change the value of VRTG with the MODIFY VTAMOPTS command while VTAM is running.

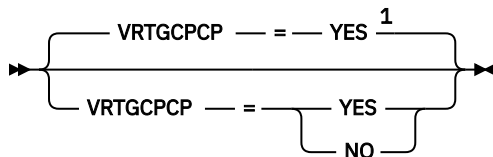
VRTG=YES

Indicates that VR-based transmission group connection is requested when SSCP-SSCP sessions are established.

VRTG=NO

Indicates that virtual-route-based transmission group connection is not requested when SSCP-SSCP sessions are established.

VRTGCPCP start option



Notes:

¹ VRTGCPCP is meaningful only if the NODETYPE and HOSTSA start options are also used.

dependencies:

VRTG=YES coded

Indicates whether CP-CP sessions are supported over the virtual-route-based transmission group.

This option is valid only for interchange nodes and migration data hosts when start options NODETYPE and HOSTSA are specified.

Note: This value can be overridden by coding the VRTGCPCP operand in the CDRM definition statement.

You can change the value of VRTGCPCP with the MODIFY VTAMOPTS command while VTAM is running.

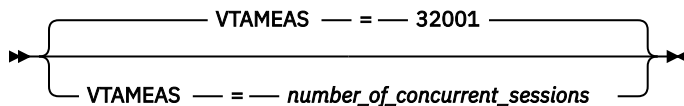
VRTGCPCP=YES

Indicates that CP-CP sessions are supported over the VR-based transmission group.

VRTGCPCP=NO

Indicates that CP-CP sessions are not supported over the VR-based transmission group.

VTAMEAS start option

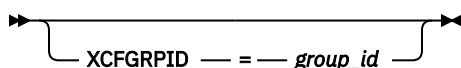


range:

0-2147483647

Specifies the number of concurrent sessions VTAM can have with other LUs.

XCFGRPID start option



dependencies:

z/OS; applies only to VTAMs defined in a sysplex environment

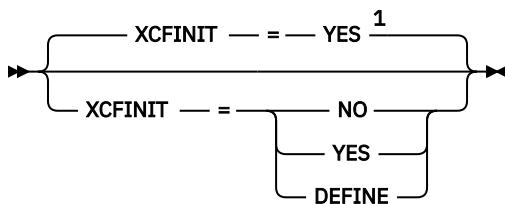
Specifies the subplex group ID suffix that is to be used for this VTAM. The *group_id* value is a 1-digit or 2-digit numeric value. The value specified must be in the range 2 - 31. This value is used to modify the sysplex group names that VTAM joins in the sysplex.

If XCFGRPID=*vv* is specified, VTAM will join the sysplex groups ISTXCF*vv* and ISTCFS*vv*. In addition, the structure names for generic resources and MNPS (which can be specified in the STRGR and STRMNPS start options) will be suffixed with the XCFGRPID value. This value is also used in combination with the TCP XCFGRPID value (specified on the GLOBALCONFIG statement in the TCP/IP profile) to modify the name of the sysplex group that TCP/IP joins. If GLOBALCONFIG XCFGRPID *tt* is specified in the TCP/IP profile, then the TCP/IP stack joins sysplex group EZBT*vvtt*. In addition, if SWSA or Sysplexports Coupling Facility structures are used, the structure names are EZBDVIPA*vvtt* and EZBEXPORT*vvtt*, respectively.

If no VTAM XCFGRPID option is specified, VTAM joins groups ISTXCF and ISTCFS01, and the generic resource and MNPS structures are not suffixed. If a TCP/IP XCF group ID is specified, then the TCP/IP stack joins groups EXBTCP*tt*, and the structure names for SWSA and sysplexports are EZBDVIPA01*tt* and EZBEXPORT01*tt*.

Guideline: For MNPS structures, ensure that the suffixed structure name in one node cannot be mistaken as an alternate MNPS structure of an MNPS base structure in another node. For example, if one VTAM node in the sysplex is started with start options specifying XCFGRPID=11 and STRMNPS=ISTMYMNPS and another VTAM node is started with STRMNPS=ISTMYMNPS and no XCFGRPID start option is specified, then the structure name generated for the MNPS structure in the first VTAM node (ISTMYMNPS11) will appear to be an alternate structure for the MNPS base structure (ISTMYMNPS) in the second VTAM node.

XCFINIT start option



Notes:

¹ XCFINIT=YES is the default if VTAM is started as an APPN node (that is, the NODETYPE start option has been specified). XCFINIT=YES is not allowed for pure subarea nodes. XCFINIT=DEFINE is the default if VTAM is started as a pure subarea node (the NODETYPE start option has not been specified).

dependencies: z/OS; applies only to VTAMs defined in a sysplex environment

Specifies whether XCF connections or XCF definitions for connections to other VTAMs in a sysplex are to be established at VTAM initialization.

XCFINIT=NO

Specifies that this VTAM node will not join an ISTXCF sysplex group at VTAM initialization and will not participate in establishing XCF connectivity (SNA or TCP/IP) with other VTAM nodes in the sysplex.

XCFINIT=YES

Specifies that this VTAM node will join an ISTXCF sysplex group at VTAM initialization. The name of the group will be ISTXCF*vv*, where *vv* is the 2-character XCF group ID representing the numeric value specified on the XCFGRPID start option. If no XCFGRPID start option was specified, the group name will be ISTXCF. VTAM will create definitions for XCF connectivity to other VTAM nodes in the sysplex as this node becomes aware of their presence in the sysplex group. The node will activate SNA connectivity to these other nodes immediately. TCP/IP connectivity between these nodes will be enabled. XCFINIT=YES is valid only for APPN nodes (that is, nodes that specify the NODETYPE start option). It is the default for APPN nodes.

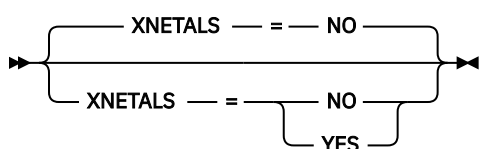
Rule: HPR=RTP is required to activate SNA XCF connectivity between VTAM nodes. IF XCFINIT=YES is specified and HPR is not RTP, the value for XCFINIT will be forced to DEFINE.

XCFINIT=DEFINE

Specifies that this VTAM node will join the sysplex group at VTAM initialization. The name of the group will be ISTXCFvv, where vv is the 2-character XCF group ID representing the numeric value specified on the XCFGRPID start option. If no XCFGRPID start option was specified, the group name will be ISTXCF. VTAM will create definitions for XCF connectivity to other VTAM nodes in the sysplex as this node becomes aware of their presence in the sysplex group. It will not activate SNA connectivity to these other nodes immediately. For an APPN node, SNA connectivity can be activated at a later time by issuing a VARY ACTIVATE command for the XCF SNA APPN PU. For a pure subarea node, SNA connectivity is not allowed through XCF. TCP/IP connectivity between these nodes will be enabled. XCFINIT=DEFINE is the default for pure subarea nodes.

Guideline: Specify this option when you want XCF connectivity for TCP/IP communications within the sysplex but the use of XCF connectivity for APPN communications is not required at VTAM initialization.

XNETALS start option



dependencies:

NETID on PU statement

Determines whether the network ID of an attaching node or VTAM's network ID is used for an adjacent nonnative node. Used to control how a nonnative node can attach to VTAM.

Note: The XNETALS option has changed in the way VTAM treats PUs that send in nonnative NETIDs in their XID. VTAM used to let the PU connect and treated it as if it sent in the same NETID that VTAM started with but that is no longer true.

Note: Coding XNETALS=NO and GWCAP=NO will prevent subarea searches of the node in which the options are coded when the DLU NETID is not the NETID of the host. If YES is coded for either option, subarea searches will be performed for the host in which the options were coded.

The following matrix shows the resulting XNETALS values when XNETALS and CONNTYPE are coded for various levels:

Table 60. XNETALS matrix			
Start list values	Specified on GROUP, LINE, or PU (lowest level wins)	CONNTYPE	XNETALS and result for the PU
YES	YES	APPN	YES
YES	YES	LEN	YES
YES	YES		YES
YES	NO	APPN	NO
YES	NO	LEN	NO
YES	NO		NO
YES		APPN	YES
YES		LEN	YES
YES			YES
NO	YES	APPN	YES

Table 60. XNETALS matrix (continued)

Start list values	Specified on GROUP, LINE, or PU (lowest level wins)	CONNTYPE	XNETALS and result for the PU
NO	YES	LEN	YES
NO	YES		YES
NO	NO	APPN	NO
NO	NO	LEN	NO
NO	NO		NO
NO		APPN	NO
NO		LEN	NO
NO			NO
not specified	YES	APPN	YES
not specified	YES	LEN	YES
not specified	YES		YES
not specified	NO	APPN	NO
not specified	NO	LEN	NO
not specified	NO		NO
not specified		APPN	YES
not specified		LEN	NO
not specified			NO (Default)

XNETALS=NO

Indicates that VTAM's network ID will be used to represent the connecting node's network ID.

During connection:

- If the NETID operand is specified on the PU statement then, it must specify VTAM's network ID.
- If the NETID operand is not coded on the PU statement then, VTAM's network ID is assumed and the adjacent node's network ID is ignored.

During LU-LU session establishment:

- If the network ID for the originating LU is specified (during connection time) and is not identical to VTAM's network ID, the session will not be established.
- If the originating LU is not using a network qualified name, VTAM's network ID is assumed and the session will be established.

Note: If the PU is a dependent LU server or requester, nonnative network connection is not allowed if XNETALS=NO is specified and the NETID operand is not coded.

XNETALS=YES

Indicates that the network ID of the adjacent PU will be used for connection and session establishment.

During connection:

- If the NETID operand on the PU statement is coded, it will be used as the PU's network ID. In this case, the network ID specified on the PU statement must match the network ID specified by the attaching node during connection processing.
- If the NETID operand is not specified on the PU statement, then the network ID specified by the attaching node during connection processing will be assumed.

During LU-LU session establishment:

- If the network ID for the originating LU is specified and does not match the PU's network ID, the session will not be established.
- If the originating LU name is not a network qualified name, the session will be established. VTAM will qualify the LU's name with the attaching node's network ID.

Chapter 5. User-defined tables and data filter

This topic describes how to create or modify the following tables and filter:

- [“Associated LU table” on page 655](#)
- [“Class of service” on page 658](#)
- [“Interpret table” on page 678](#)
- [“Logon mode table” on page 685](#)
- [“Message-flooding prevention table” on page 702](#)
- [“Model name table” on page 708](#)
- [“Subarea mapping table” on page 710](#)
- [“Session awareness data filter” on page 713](#)
- [“SAW sense filter” on page 717](#)
- [“Unformatted system services tables” on page 719](#)

Follow the assembler language conventions described in [“Format of macroinstructions” on page 8](#) when coding the macroinstructions discussed in this topic.

The MODIFY TABLE operator command lets you dynamically replace the associated LU, CoS, interpret, logon mode, model name, and USS tables, and the session awareness (SAW) data filter. See [z/OS Communications Server: SNA Operation](#) for information on the MODIFY TABLE command.

When link editing a table for which IBM has shipped a default, it is recommended that you use the linkage editor default parameters.

To assemble the tables, your JCL will need to point to the SYS1.SISTMAC1 macroinstruction library.

Associated LU table

An associated LU table contains associated LU names that can be passed to VTAM application programs in their LOGON exits. VTAM application programs use the associated LU names to create dynamic definitions for their session-partner resources. These names specify primary and alternate printers that are logically related to the SLU. This information is not available in model definitions. For information on model definitions, see [“Model name table” on page 708](#).

Operands on an SLU’s resource definition can associate that SLU with the proper associated LU data. The ASLTAB operand specifies the associated LU table to be used, and the ASLENT operand specifies the proper entry within the table. These operands are described for each LU-type resource in “About this topic”.

Table 61. Associated LU table macroinstructions and operands

Name	Macro instruction	Operands	Page	Req	Default	Restrictions, dependencies
name	ASLTAB					
name	ASLENT	PRINTER1	“PRINTER1” on page 658			
		PRINTER2	“PRINTER2” on page 658			

Table 61. Associated LU table macroinstructions and operands (continued)

Name	Macro instruction	Operands	Page	Req	Default	Restrictions, dependencies
name	ASLPLU	PLU	“PLU” on page 658	R		
		PRINTER1	“PRINTER1” on page 658			
		PRINTER2	“PRINTER1” on page 658			

Legend:

R

Required operand.

Associated LU table coding notes

This information contains coding notes for the associated LU table.

ASLTAB macroinstruction

The ASLTAB macroinstruction indicates the beginning of the associated LU table.

ASLENT macroinstruction

The ASLENT macroinstruction indicates the start of an associated LU table entry and optionally builds a default set of associated LU data. The end of the entry is indicated either by another ASLENT macroinstruction or by an end of file.

ASLPLU macroinstruction

The ASLPLU macroinstruction sets up associated LU data for a specific PLU within the table entry started by the previous ASLENT macroinstruction.

Installing an associated LU table

Store the set of macroinstructions as a member of SYS1.VTAMLST and use the member name as the name of the table.


No assembly or link-edit is required to install this table. The table will be dynamically built upon the first activation of any resource that has a defined association to the table. When the last resource using it is deactivated, the table is deleted and its storage is freed.

IBM does not supply a default associated LU table.

Associated LU table full syntax

The full syntax for the associated LU table follows. The syntax for each operand is repeated in [“Associated LU table operand descriptions” on page 657](#).

ASLTAB

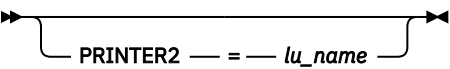
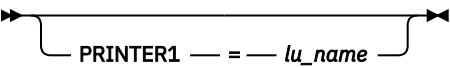


ASLTAB


ASLENT

name

ASLENT

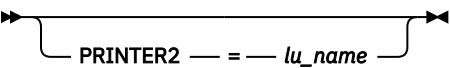
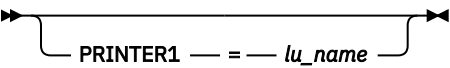


ASLPLU



ASLPLU


PLU lu_name



Associated LU table operand descriptions

The following information describes the operands you can code for the associated LU table.

name

	<p>name</p>
macroinstructions: ASLTAB, ASLPLU	macroinstructions: ASLENT

On ASLTAB and ASLPLU

Specifies optional names for the ASLTAB and ASLPLU macroinstructions.

On ASLENT

Specifies the required 1–8 character name for the ASLENT macroinstruction.

PLU

➤ PLU — = — *plu_name* ➤

macroinstructions: ASLPLU

dependencies: none

Specifies the 1–8 character name of the PLU as it is known in the SLU's network.

If you omit PRINTER1 and PRINTER2, no corresponding associated LU name is sent to the PLU or the subsystem during session initiation. Omit the PRINTER1 and PRINTER2 names if you have specified default data by using the ASLENT macroinstruction, but make sure that you prevent any associated LU data from being sent to a specific PLU.

PRINTER1

➤ ————— ➤
└ PRINTER1 — = — *lu_name* ┘

macroinstructions: ASLENT, ASLPLU

dependencies: none

Specifies the 1–8 character name of the primary printer associated with the terminal as identified in the SLU's network.

PRINTER2

➤ ————— ➤
└ PRINTER2 — = — *lu_name* ┘

macroinstructions: ASLENT, ASLPLU

dependencies: none

Specifies the 1–8 character name of the alternate printer associated with the terminal as identified in the SLU's network.

If you code PRINTER1 or PRINTER2, the printer must be in the same network as the terminal or must have a unique name that requires no translation across network boundaries. Violation of this restriction might cause failure of print-screen operations during cross-network sessions.

If you code PRINTER1 or PRINTER2 on the ASLENT macroinstruction, VTAM uses this value for any PLUs that are not specified in a following ASLPLU macroinstruction.

If both PRINTER1 and PRINTER2 are omitted on the ASLENT macroinstruction, no default data is created. Consequently, any PLU not specified in one of the ASLPLU macroinstructions within this entry will not normally receive any associated LU data.

Class of service

You can define class of service (COS) for subarea and APPN, though you do not need to create APPN classes of service unless your network has special requirements.

You define subarea class-of-service tables with macroinstructions, and APPN CoS with definition statements and operands. Details for defining classes of service follow.

Subarea class-of-service table

To define subarea classes of service, create a class-of-service table with entries containing lists of routes grouped together on the basis of characteristics such as security, transmission priority, and bandwidth. The characteristics of a particular list determine a class of service. For example, you could place the fastest routes in one list for use in interactive sessions and slower routes in another list for use by batch jobs. If a session involves the transmission of sensitive data, you would place only secure routes in the list used for that session. By specifying the name of an entry from the CoS table in the logon mode table associated with a session, you can select the list of routes you want to be used for the session.

VTAM does not provide a default subarea CoS table. However, you can define a default CoS in the logon mode table by specifying `ISTCOSDF` on the `LOGMODE` operand of the `MODEENT` macroinstruction. You can modify the session characteristics in `ISTCOSDF`, though if you do, it is recommended that you put `ISTCOSDF` in a separate table rather than modifying it in the IBM-supplied default logon mode table, `ISTINCLM`.

VTAM also offers a default list of virtual routes that is used if you do not create a CoS table. This default list is used if you do not name a Class of Service in the logon mode table for a session. It is also used if you specify `ISTVTCOS` as the Class of Service in the logon mode table and there is no explicit Virtual Route List defined for `ISTVTCOS`. You can replace this default list by creating a CoS table with an unnamed (blank) CoS entry containing the new list. This new default list is then used if you do not name a Class of Service in the logon mode table for a session, or if you specify `ISTVTCOS` as the Class of Service in the logon mode table and there is no explicit Virtual Route List defined for `ISTVTCOS`.

In addition to coding an unnamed CoS entry in your CoS table, you might also want to code an entry for use in SSCP sessions (SSCP-SSCP, SSCP-PU, and SSCP-LU). You can specify the routes used for SSCP sessions by including an entry named `ISTVTCOS` in the CoS table.

Table 62. Subarea CoS macroinstructions and operands

Name	Macro-instruction	Operands	Page	Req	Default	Restrictions, dependencies
name	COSTAB					
name	COS	VR	“VR” on page 661	R		see description
		SUBSTUT	“SUBSTUT” on page 661		NO	
	COSEND					

Legend:

R

Required operand.

Subarea class-of-service table coding notes

This information contains coding notes for the subarea class-of-service table.

COSTAB macroinstruction

The `COSTAB` macroinstruction begins the CoS table and must precede all CoS definition entries.

COS macroinstruction

The `COS` macroinstruction defines a Class of Service entry.

COSEND macroinstruction

The COSEND macroinstruction marks the end of the Class of Service table.

Note: You can also code an assembler end statement. However, if you code an assembler end statement, it must follow the COSEND macroinstruction.

Attention: Using assembler language statements in generating a CoS table may cause an invalid CoS table to be built.

Installing a subarea CoS table

In a single-network installation, the assembled output of this process must be named ISTSDCOS. A VTAM acting as a gateway SSCP, designated to resolve CoS names for a gateway NCP, uses the CoS table named on the NETWORK or BUILD definition statement in the gateway NCP's generation deck.

This table should be link-edited as a nonexecutable module into a library associated with the SYS1.VTAMLIB DD statement.

VTAM loads the resulting load module during initialization and uses it later to establish sessions.

Subarea class-of-service table full syntax

The full syntax for the subarea Class of Service table follows. The syntax for each operand is repeated in [“Subarea class-of-service table operand descriptions”](#) on page 660.

COSTAB

➤ *name* ➤

➤ COSTAB ➤

COS

➤ *name* ➤

➤ COS ➤

➤ VR = (*virtual_route,trans_priority*) ➤
(— (— *virtual_route,trans_priority* —) —) —

➤ SUBSTUT = NO ➤
SUBSTUT = { NO
YES }

COSEND

➤ COSEND ➤

Subarea class-of-service table operand descriptions

The following information describes the operands you can code for the subarea Class of Service table.

name

►► *name* ◀◀

►► *name* ◀◀

macroinstructions: COSTAB

macroinstructions: COS

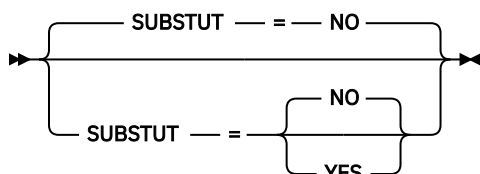
On COSTAB

Specifies a required 1–8 character name for the COSTAB macroinstruction. In a single-network installation, specify ISTSDCOS as the COSTAB *name*.

On COS

Specifies an optional 1–8 character name for the COS macroinstruction. If *name* is not specified, the unnamed default Class of Service is assumed. For SSCP sessions, specify ISTVTCOS as the CoS *name*.

SUBSTUT



macroinstructions:

COS

dependencies:

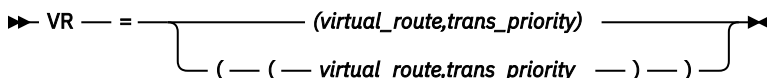
none

Indicates whether this entry will be substituted when VTAM does not recognize the CoS name that is specified. SUBSTUT can be used for only one entry in the CoS table. If more than one entry is coded, only the first one is recognized.

Note: You can monitor substitutions and reject establishment of sessions which you do not want to use the substitute CoS values by coding a session management exit routine.

See [z/OS Communications Server: SNA Customization](#) for more information about the session management exit routine, and [z/OS Communications Server: SNA Network Implementation Guide](#) for more information about substituting Class of Service values.

VR



macroinstructions:

COS

dependencies:

see rules following

Specifies one or more ordered pairs of numbers that must meet the following rules:

- Each pair must be enclosed within parentheses and must consist of a virtual route number (*virtual_route*) and a transmission priority indicator number (*trans_priority*).
- If more than one pair is specified, the entire list must be enclosed within parentheses and each pair must be separated by a comma.
- A virtual route number must be a decimal integer in the range 0–7.

- A transmission priority indicator number must be a decimal integer in the range 0–2, where:
 - 0** Specifies low-priority session traffic
 - 1** Specifies medium-priority session traffic
 - 2** Specifies high-priority session traffic
- You can specify up to 24 ordered pairs.
- Virtual route selection attempts are performed in the order in which the pairs are specified. The sequence of pairs, therefore, should reflect the route selection order that you want. See [z/OS Communications Server: SNA Customization](#) for information on the virtual route selection exit routine.

APPN Class of Service definitions

Code an APPN Class of Service with the following definition statements:

- APPNCOS
- LINEROW
- NODEROW

Put the APPN CoS definitions in one or more VTAMLST files that can be activated at VTAM initialization or with the VARY ACT command.

Table 63. APPN CoS definition statements and operands

Name	Definition statement	Operands	Page	Req	Sift effect	Default	Restrictions, dependencies
name	APPNCOS	PRIORITY	“PRIORITY” on page 672	R		MEDIUM	
		NUMBER	“NUMBER (APPNCOS)” on page 670			8	
	LINEROW	NUMBER	“NUMBER (LINEROW)” on page 670	R			
		CAPACITY	“CAPACITY” on page 665				
		COSTBYTE	“COSTBYTE” on page 667				
		COSTTIME	“COSTTIME” on page 668				
		PDELAY	“PDELAY” on page 671				

Table 63. APPN CoS definition statements and operands (continued)

Name	Definition statement	Operands	Page	Req	Sift effect	Default	Restrictions, dependencies
		SECURITY	“SECURITY” on page 673				
		UPARM1	“UPARM1” on page 674				
		UPARM2	“UPARM2” on page 674				
		UPARM3	“UPARM3” on page 674				
		WEIGHT	“WEIGHT (LINEROW)” on page 675				
	NODE- ROW	NUMBER	“NUMBER (NODEROW) ” on page 670	R			
		CONGEST	“CONGEST” on page 666				
		ROUTERES	“ROUTERES ” on page 673				
		WEIGHT	“WEIGHT (NODEROW) ” on page 675				

Legend:

R

Required operand.

APPN Class of Service coding notes

This information contains coding notes for APPN Class of Service.

APPNCOS definition statement

The APPNCOS definition statement begins the APPN CoS definitions.

LINEROW definition statement

The LINEROW definition statement contains the operands which specify line characteristics.

NODEROW definition statement

The NODEROW definition statement contains the operands which specify node characteristics.

Implementing APPN Classes of Service

Details for implementing APPN Classes of Service are given in the [z/OS Communications Server: SNA Network Implementation Guide](#).

See [“IBM-supplied APPN Classes of Service”](#) on page 677 for descriptions of the seven IBM-supplied APPN Classes of Service, and [“APPN Class of Service \(CoS\) definitions \(COSAPPN\)”](#) on page 1126 for samples of them.

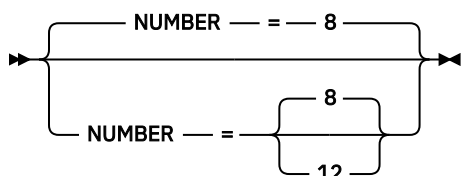
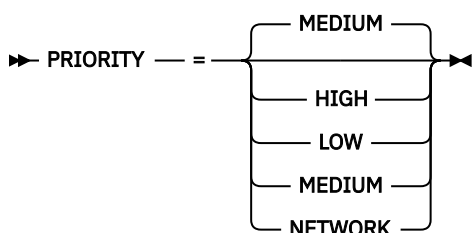
APPN Class of Service full syntax

The full syntax for the APPN CoS follows. The syntax for each operand is repeated in [“APPN Class of Service operand descriptions”](#) on page 665.

APPNCOS

➤ *name* ➤

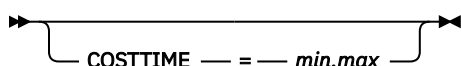
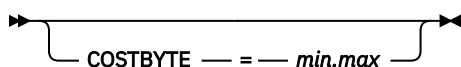
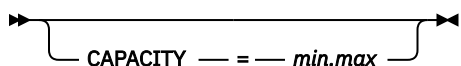
➤ APPNCOS ➤

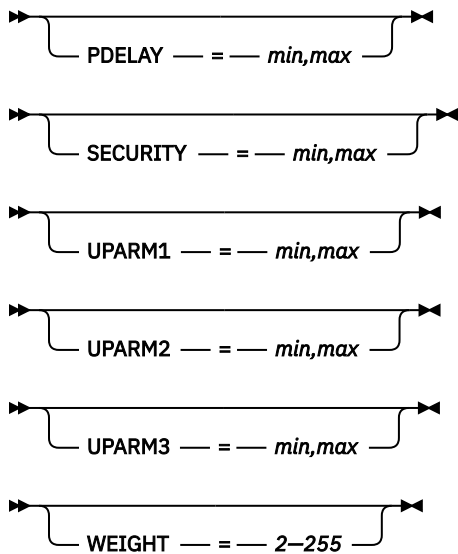


LINEROW

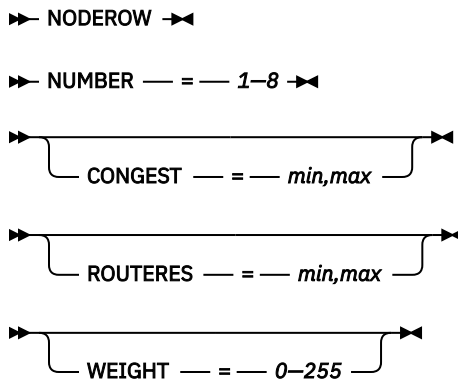
➤ LINEROW ➤

➤ NUMBER = 1-8 ➤





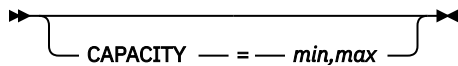
NODEROW



APPN Class of Service operand descriptions

The following information describes the operands you can code for the APPN Class of Service.

CAPACITY



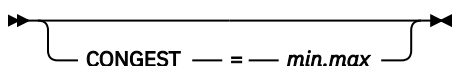
statements: LINEROW
dependencies: APPN only
range: 1K–1000M (for both *min* and *max*)

Specifies the range of the number of bits per second that the link can transmit data. The same range of values applies to *min* and *max*.

Table 64. Default values for LINEROW CAPACITY operand

Eight-row definitions	Twelve-row definitions
The minimum default depends on the line row being defined:	The minimum default depends on the line row being defined:
Row Minimum default	Row Minimum default
1 4M	1 100M
2 56000	2 25M
3 19200	3 25M
4 9600	4 1M
5 19200	5 64K
6 9600	6 28.8K
7 4800	7 100M
8 MINIMUM	8 25M
The maximum default is MAXIMUM for all line rows.	9 64K
	10 28.8K
	11 9.6K
	12 MINIMUM
	The maximum default is MAXIMUM for all line rows.

CONGEST



statements:

NODEROW

dependencies:

APPN only

range:

LOW-HIGH

Indicates whether congestion is allowed for each node row.

CONGEST allows you to indicate the weighting preference for uncongested nodes, or to disallow the use of congested nodes.

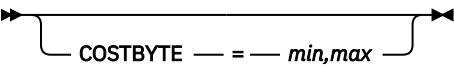
A range of LOW,LOW indicates only uncongested nodes are allowed for the node row. A range of LOW,HIGH indicates uncongested and congested nodes are allowed for the node row.

min=LOW or HIGH and *max*=LOW or HIGH. The minimum default is LOW for all node rows. The maximum default depends on the node being defined:

Row
Maximum default

- 1** LOW
- 2** LOW
- 3** LOW
- 4** LOW
- 5** LOW
- 6** LOW
- 7** HIGH
- 8** HIGH

COSTBYTE



<i>statements:</i>	<i>LINEROW</i>
<i>dependencies:</i>	<i>APPN only</i>
<i>range:</i>	<i>0-255</i>

Specifies a range for cost-per-byte. The cost per byte is a relative value indicating the cost of the line per byte sent. Low values are less expensive than high values.

Table 65. Default values for LINEROW COSTBYTE operand

Eight-row definitions		Twelve-row definitions	
The minimum default is 0 for all line rows. The maximum default depends on the line row being defined:		The minimum default is 0 for all line rows. The maximum default depends on the line row being defined:	
Row	Maximum default	Row	Maximum default
1	0	1	0
2	0	2	0
3	0	3	0
4	0	4	0
5	0	5	0
6	128	6	0
7	196	7	128
8	255	8	128
		9	128
		10	128
		11	0
		12	255

COSTTIME

➤ COSTTIME — = — min,max ➤

statements:

LINEROW

dependencies:

APPN only

range:

0–255

Specifies a range for cost-per-connect-time. The cost per connect time is a relative value indicating the cost of the line per unit of connect time. Low values are less expensive than high values.

Table 66. Default values for LINEROW COSTTIME operand	
Eight-row definitions	Twelve-row definitions
The minimum default is 0 for all line rows. The maximum default depends on the line row being defined:	
Row Maximum default	Row Maximum default
1 0	1 0
2 0	2 0
3 0	3 64
4 0	4 64
5 0	5 64
6 128	6 64
7 196	7 64
8 255	8 64
	9 128
	10 128
	11 64
	12 255

name

➡ name ➡

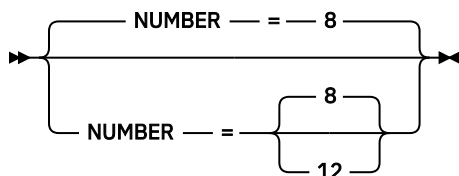
statements: APPNCOS

dependencies: APPN only

Specifies a required 1–8 character name for the APPNCOS definition statement. The name must be unique within a node.

Note: If you reuse the name of an APPN Class of Service definition, the operand values of the later definition replace the operand values of the earlier definition.

NUMBER (APPNCOS)



statements:

APPNCOS

dependencies:

APPN only

Specifies which set of default values is to be used for the APPN CoS table. If you specify 8, the default values for 8-row definitions are in effect. If you specify 12, the default values for 12-row definitions are in effect.

See “IBM-supplied APPN Classes of Service” on page 677 for information on how to determine which set of default values is appropriate for the CoS table you are defining.

NUMBER (LINEROW)

►► NUMBER — = — 1–12 ►◄

statements:

LINEROW

dependencies:

APPN only

Specifies a line row to be defined.

The default characteristic values of a given line row can differ depending on the number of the row being defined. So, an operand might have a different value for line row 7 than for line row 8. See the line row operand descriptions for defaults for each row number.

Line rows are searched in ascending order to determine whether a given TG is acceptable for a particular CoS. For example, when evaluating TG1 for use in route selection, its characteristics are compared against line row 1 for COSX. If TG 1's characteristic values are within the acceptable range of values for the characteristics of line row 1, TG 1 is assigned the weight specified for line row 1. If TG 1's characteristics are not within the acceptable range, the next defined line row for COSX is compared against TG 1. If no COSX line rows are found that agree with TG 1's characteristic values, TG 1 is assigned an infinite weight and is not used to calculate a route for COSX.

A line row is defined when its number is specified, even though no other line row operands are coded.

NUMBER (NODEROW)

►► NUMBER — = — 1–8 ►◄

statements:

NODEROW

dependencies:

APPN only

Specifies a node row to be defined.

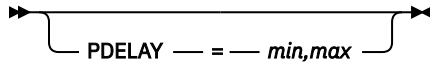
The default characteristic values of a given node row can differ depending on the number of the row being defined. So, an operand might have a different value for node row 7 than for node row 8. See the node row operand descriptions for defaults for each row number.

Node rows are searched sequentially based on this numbering to determine whether a given node is acceptable for a particular CoS.

For example, when NODE A becomes active, its characteristics are compared against node row 1 for COSX. If NODE A's characteristic values are within the acceptable range of values for the characteristics of node row 1, then NODE A is assigned the weight specified for node row 1. If NODE A's characteristics are not within the acceptable range, the next defined node row for COSX is compared against NODE A. If no COSX node rows are found that meet NODE A's characteristic values, NODE A is assigned an infinite weight and is not used for route calculation for COSX.

A node row is defined when its number is specified, even though no other node row operand are specified.

PDELAY



statements:

LINEROW

dependencies:

APPN only

range:

see values

Specifies a range for propagation delay. Propagation delay represents the time needed for a signal to travel from one end of the link to the other.

min and *max* have the same range of the following values:

MINIMUM

Indicates minimum delay.

NEGLIGIB

Indicates a local area network delay (less than 0.48 milliseconds).

TERRESTR

Indicates telephone network delay (between 0.48 and 49.152 milliseconds).

PACKET

Indicates a packet-switched network delay (between 49.152 and 245.76 milliseconds).

LONG

Indicates a satellite delay (greater than 245.76 milliseconds).

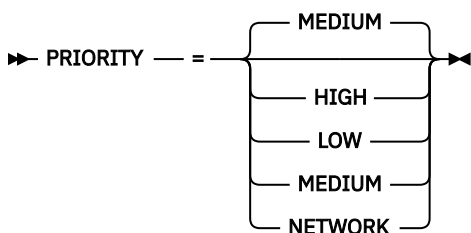
MAXIMUM

Indicates a maximum delay.

Table 67. Default values for LINEROW PDELAY operand

Eight-row definitions	Twelve-row definitions
<p>The minimum default is MINIMUM for all line rows. The maximum default depends on the line row being defined:</p>	<p>The minimum default is MINIMUM for all line rows. The maximum default is MAXIMUM for all line rows.</p>
<p>Row Maximum default</p>	
<p>1 NEGLIGIB</p>	
<p>2 TERRESTR</p>	
<p>3 TERRESTR</p>	
<p>4 TERRESTR</p>	
<p>5 PACKET</p>	
<p>6 PACKET</p>	
<p>7 MAXIMUM</p>	
<p>8 MAXIMUM</p>	

PRIORITY



statements:

APPNCOS

dependencies:

APPN only

Specifies one of the following transmission priorities for an APPN CoS:

PRIORITY=LOW

Recommended for batch traffic

PRIORITY=MEDIUM

Recommended for normal traffic

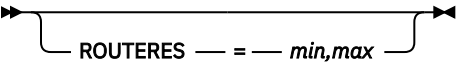
PRIORITY=HIGH

Recommended for interactive traffic

PRIORITY=NETWORK

Used for APPN network services traffic, and is valid only for CPSVCMG and SNASVCMG.

ROUTERES



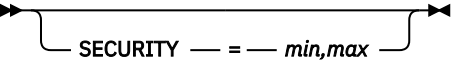
statements: NODEROW
dependencies: APPN only
range: 0-255

Specifies the range of the relative amount of route addition resistance (RAR) for each node row. The route addition resistance is used to identify network nodes that are more preferable for intermediate routing compared to other network nodes. A low RAR value indicates a more desirable node for intermediate traffic.

The minimum default is 0 for all node rows. The maximum default depends on the node row being defined:

Row	Maximum default
1	31
2	63
3	95
4	127
5	159
6	191
7	223
8	255

SECURITY



statements: LINEROW
dependencies: APPN only
range: see values

Specifies a range from the minimum security level to the maximum security level.
min and max can each be one of the following values, which are listed from least to most secure:

- UNSECURE
Indicates not secured.
- PUBLIC
Indicates public switched network.

UNDERGRO

Indicates unguarded underground cable.

SECURE

Indicates unguarded secure conduit.

GUARDED

Indicates guarded conduit, physical only.

ENCRYPT

Indicates link encryption.

SHIELDED

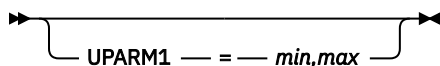
Indicates guarded conduit, physical and radiation shielded.

MAXIMUM

Indicates maximum security (equivalent to *SHIELDED*).

The minimum default is UNSECURE for all line rows. The maximum default is MAXIMUM for all line rows.

UPARM1

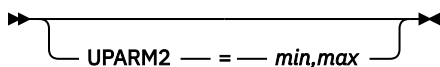


<i>statements:</i>	<i>LINEROW</i>
<i>dependencies:</i>	<i>APPN only</i>
<i>range:</i>	<i>0–255</i>

Specifies a range for a user-defined value. The user determines the meaning of this value.

See [z/OS Communications Server: SNA Network Implementation Guide](#) for an example of using the UPARM operands.

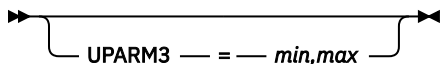
UPARM2



<i>statements:</i>	<i>LINEROW</i>
<i>dependencies:</i>	<i>APPN only</i>
<i>range:</i>	<i>0–255</i>

Specifies a range for a user-defined value. The user determines the meaning of this value.

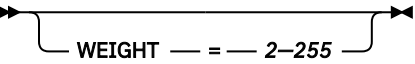
UPARM3



<i>statements:</i>	<i>LINEROW</i>
<i>dependencies:</i>	<i>APPN only</i>
<i>range:</i>	<i>0–255</i>

Specifies a range for a user-defined value. The user determines the meaning of this value.

WEIGHT (LINEROW)



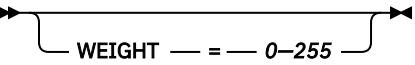
statements: *LINEROW*
dependencies: *APPN only*
range: *0-255*

Specifies the relative weight for each line row. Low weights indicate more desirable choices.
When the TG (transmission group) goes to a VRN (virtual real node), the weight of the TG is halved.

Note: An ascending order of weights on a row-by-row basis will not be enforced. For example, line row 1 can be assigned a weight that is greater than line row 2. However, this is not recommended.

Table 68. Default values for LINEROW WEIGHT operand																																													
Eight-row definitions	Twelve-row definitions																																												
The default depends on the line row being defined: <table><tr><th>Row</th><th>Default</th></tr><tr><td>1</td><td>30</td></tr><tr><td>2</td><td>60</td></tr><tr><td>3</td><td>90</td></tr><tr><td>4</td><td>120</td></tr><tr><td>5</td><td>150</td></tr><tr><td>6</td><td>180</td></tr><tr><td>7</td><td>210</td></tr><tr><td>8</td><td>240</td></tr></table>	Row	Default	1	30	2	60	3	90	4	120	5	150	6	180	7	210	8	240	The default depends on the line row being defined: <table><tr><th>Row</th><th>Default</th></tr><tr><td>1</td><td>20</td></tr><tr><td>2</td><td>40</td></tr><tr><td>3</td><td>60</td></tr><tr><td>4</td><td>80</td></tr><tr><td>5</td><td>100</td></tr><tr><td>6</td><td>120</td></tr><tr><td>7</td><td>140</td></tr><tr><td>8</td><td>160</td></tr><tr><td>9</td><td>180</td></tr><tr><td>10</td><td>200</td></tr><tr><td>11</td><td>220</td></tr><tr><td>12</td><td>240</td></tr></table>	Row	Default	1	20	2	40	3	60	4	80	5	100	6	120	7	140	8	160	9	180	10	200	11	220	12	240
Row	Default																																												
1	30																																												
2	60																																												
3	90																																												
4	120																																												
5	150																																												
6	180																																												
7	210																																												
8	240																																												
Row	Default																																												
1	20																																												
2	40																																												
3	60																																												
4	80																																												
5	100																																												
6	120																																												
7	140																																												
8	160																																												
9	180																																												
10	200																																												
11	220																																												
12	240																																												

WEIGHT (NODEROW)



<i>statements:</i>	<i>NODEROW</i>
<i>dependencies:</i>	<i>APPN only</i>
<i>range:</i>	<i>0–255</i>

Specifies the relative weight for each node row. Low weights indicate more desirable choices.

Note: An ascending order of weights on a row-by-row basis is not enforced. For example, node row 1 can be assigned a weight that is greater than node row 2. However, this is not recommended.

The default depends on the node row being defined:

Row	Default
1	5
2	10
3	20
4	40
5	80
6	100
7	120
8	150

Default values for APPN Class of Service definitions

You can use default values for APPN CoS operands. The examples in this information illustrate the use of defaults for APPN Class of Service definitions along with descriptions of how default values are substituted.

Note: Defaults apply only to partially coded rows. If a row is not coded, no defaults are assumed.

Example 1: WEIGHT operand not coded

In the following example, the WEIGHT operand was not specified. Because the line row number was specified as 5 and the default values for 8-row definitions are in effect (NUMBER=8 on the APPNCOS definition statement), the value 150 is substituted as the default value for WEIGHT. Had the default values for 12-row definitions been in effect (NUMBER=12 on the APPNCOS definition statement), the value 100 would have been substituted as the default value for weight. Note also that line rows 1, 2, 3, 4, 6, 7, and 8 were not coded. Therefore, only one line row is defined for COSDEF1.

```
*****
* COS entry                                     *
*****
COSDEF1 APPNCOS PRIORITY=HIGH                  transmission priority
*****
* Line row                                     *
*****
      LINEROW NUMBER=5,                        line row number      *
          CAPACITY=(1200,4M),                  line speed             *
          COSTTIME=(5,10),                      cost per connect time    *
          COSTBYTE=(10,20),                      cost per byte            *
*****
```

PDELAY=(MINIMUM,PACKET),	propagation delay	*
SECURITY=(PUBLIC,ENCRYPT),	security	*
UPARM1=(0,100),	user defined parm 1	*
UPARM2=(100,200),	user defined parm 2	*
UPARM3=(0,10)	user defined parm 3	

Example 2: Minimum value for COSTTIME operand not coded

In the following example, the minimum value for COSTTIME was not specified. Because the line row number was specified as 2, the value 0 is substituted as the minimum default value for COSTTIME. In this case, the default value for 8-row definitions is being used because NUMBER is not coded on the APPNCOS definition statement and it therefore defaults to 8. However, even if NUMBER=12 was coded on the APPNCOS definition statement, the value 0 would still be substituted as the minimum default value for COSTTIME because for line row 2, the minimum default value is 0 for both 8-row and 12-row definitions. Also, UPARM1 was not coded. The values 0 and 255 are substituted for the UPARM1 minimum and maximum values respectively.

```
*****
* COS entry                                     *
*****
COSDEF2 APPNCOS PRIORITY=HIGH                  transmission priority
*****
* Line row                                     *
*****
LINEROW NUMBER=2,                             line row number      *
      WEIGHT=20,                             line row weight       *
      CAPACITY=(1200,4M),                     line speed            *
      COSTTIME=(,10),                         cost per connect time *
      COSTBYTE=(10,20),                      cost per byte         *
      PDELAY=(MINIMUM,PACKET),                propagation delay     *
      SECURITY=(PUBLIC,ENCRYPT),               security              *
      UPARM2=(100,200),                      user defined parm 2   *
      UPARM3=(0,10)                          user defined parm 3   *
*****
```

Example 3: One line row defined for COSDEF3

In the following example, one line row has been defined for COSDEF3. Because the only operand specified for the line row was its number, default values are substituted for the remaining line row characteristics. These values are obtained from the appropriate set of defaults for line row 8, which in this case, is the set of defaults for 8-row definitions (because NUMBER is not coded on the APPNCOS definition statement and it therefore defaults to 8). Had NUMBER=12 been coded on the APPNCOS definition statement, the set of defaults for 12-row definitions would have been substituted for the remaining line row characteristics for line row 8. The same situation applies for the node row coded in this example, except that the default values are obtained from the set of defaults for node row 1.

```
*****
* COS entry                                     *
*****
COSDEF3 APPNCOS PRIORITY=HIGH                  transmission priority
*****
* Line row                                     *
*****
LINEROW NUMBER=8                             line row number      *
*****
* Node row                                     *
*****
NODEROW NUMBER=1                             node row number      *
*****
```

IBM-supplied APPN Classes of Service

Descriptions of the seven IBM-supplied APPN Classes of Service follow. These classes define seven generic types of session traffic. See [“APPN Class of Service \(CoS\) definitions \(COSAPPN\)” on page 1126](#) for samples.

See [z/OS Communications Server: SNA Network Implementation Guide](#) for more details.

The IBM-supplied Classes of Service are shipped with the name COSAPPN in SYS1.ASAMPLIB and should be copied into SYS1.VTAMLST at VTAM installation.

Note: The COSAPPN member is automatically activated.

See [z/OS Communications Server: SNA Network Implementation Guide](#) for more details.

#BATCH

An APPN CoS for LU-LU sessions that specifies a general batch-oriented CoS that uses low transmission priority, and for which high bandwidth and low cost are considered more important than short delay.

#BATCHSC

An APPN CoS for LU-LU sessions that specifies a general batch-oriented CoS that uses low transmission priority, and for which high bandwidth and low cost are considered more important than short delay. A minimum security level is required.

#CONNECT

An APPN CoS for LU-LU sessions that provides connectivity at medium transmission priority.

#CONNECT should not be changed.

CPSVCMG

An APPN CoS for CP-CP sessions that is used for network flows. It provides connectivity at network transmission priority.

CPSVCMG should not be changed.

#INTER

An APPN CoS for LU-LU sessions that specifies a general, interactive Class of Service that uses high transmission priority, and for which short delay is considered more important than high bandwidth and lost cost.

#INTERSC

An APPN CoS for a LU-LU session that specifies a general, interactive CoS that uses high transmission priority, and for which short delay is considered more important than high bandwidth and lost cost. A minimal security level is required.

SNASVCMG

An APPN CoS for LU-LU CNOS sessions that provides connectivity at network transmission priority.

SNASVCMG should not be changed.

Interpret table

When VTAM receives a logon or logoff request, it uses the interpret table to determine which application program is to be notified.

The standard logon procedure should meet the needs of most installations. (See [“LOGON command” on page 748](#) for the standard logon procedure.) But, you can write your own interpret table for special circumstances (for example, if the logon sequence you want to use does not follow the syntax for USS commands).

IBM does not supply a default logon-interpret routine, but if you need one, you can code it.

Note: An independent logical unit does not support "uninterpreted" names; therefore, the interpret table does not apply to names received from an independent logical unit.

Table 69. Interpret table macroinstructions and operands

Name	Macro-instruction	Operands	Page	Req	Default	Restrictions, dependencies
name	INTAB					

Table 69. Interpret table macroinstructions and operands (continued)

Name	Macro-instruction	Operands	Page	Req	Default	Restrictions, dependencies
name	LOGCHAR	APPLID	“APPLID” on page 683	R		
		REMOVE	“REMOVE” on page 684		N	
		SEQNCE	“SEQNCE” on page 684			

name ENDINTAB

Legend:

R

Required operand.

Interpret table coding notes

This information contains coding notes for the interpret table.

INTAB macroinstruction

The INTAB macroinstruction defines an interpret table that lists the VTAM application programs with which one or more logical units can establish a session. One INTAB macroinstruction defines the name of the interpret table and a group of logon message definitions.

LOGCHAR macroinstruction

Each LOGCHAR (logon-characters) macroinstruction defines a single logon message and the name of an application program, a logon-interpret routine, or a USERVAR. You can include more than one LOGCHAR macroinstruction in an interpret table.

VTAM compares the logon message (character by character) with successive entries in the specified interpret table. If the leading characters in the logon message correspond to all the characters in an entry in the interpret table, VTAM accepts the logon message as valid (even though the logon message can be longer than the corresponding entry in the interpret table). If the first character or characters of several logon messages are identical, you should arrange the LOGCHAR macroinstructions so the logon sequences for the logon messages are from the most restrictive (greatest number of characters) to the least restrictive (fewest number of characters). For example:

```
SEQ1 LOGCHAR APPLID=(APPLICID,AP2),SEQNCE=' LOG2'
SEQ2 LOGCHAR APPLID=(APPLICID,AP1),SEQNCE=' LOG'
```

Otherwise, in the preceding example, if sequence LOG had preceded LOG2 in the interpret table, both logon messages LOG and LOG2 would be valid logons to application program AP1. If you use two or more LOGCHAR macroinstructions, they must be arranged so that their SEQNCE fields are in reverse collating order.

Note: Although you can define a USERVAR in the interpret table, you can use the interpret table entry in conjunction with a USS table to process an incoming character-coded LOGON. For details, see [z/OS Communications Server: SNA Network Implementation Guide](#).

ENDINTAB macroinstruction

The ENDINTAB macroinstruction defines the end of an interpret table. Code one ENDINTAB macroinstruction after one or more LOGCHAR macroinstructions to define the end of an interpret table. You can also follow the ENDINTAB macroinstruction with an assembler language END statement or with CSECTs containing one or more user-written logon-interpret routines.

If you code an assembler language END statement, it must be in the format:

```
END name
```

where *name* is the label of the INTAB macroinstruction and specifies the main entry point.

Follow the ENDINTAB macroinstruction with an assembler language END statement unless the interpret table is to be followed by CSECTs containing one or more user-written APPLID routines, as described in [“Coding logon-interpret routines” on page 680](#).

Coding logon-interpret routines

You can code logon-interpret routines to validate logons and determine the name of the application program that is to receive the logons. The entry point name must match the *routine name* specified in the APPLID=(ROUTINE,*routine name*) operand in the LOGCHAR macroinstruction. All logon-interpret routines specified in an interpret table must be assembled and link-edited with that interpret table.

The logon-interpret routine interface allows the routine to supply a network-qualified application name for interpreted logons.

If you want the logon-interpret routine to supply a network-qualified application name, you need to change the interpret routine parameter list. If you do not want the routine to supply a network-qualified name, you do not need to change the routine parameter list. See [z/OS Communications Server: SNA Customization](#) for details about coding the interpret routine parameter list.

Requirements for logon-interpret routines

Entry from:

VTAM

Entry point:

routine name

Contents of registers at entry:

Register 0:

Length of logon message

Register 1:

Address of first byte of logon message. For LOGON requests, VTAM searches the interpret table again, after USS translation, looking only for the specified APPLID. After USS translation, register 1 contains the address of the first byte of the APPLID.

Register 2:

Address of an 8-byte logical unit name

Register 4:

Address of parameter list for the network identifier and resource name.

Register 13:

Address of a 72-byte save area provided by VTAM

Register 14:

Return address

Register 15:

Address of entry point of this routine

Operation: The logon-interpret routine is run synchronously in pageable storage under the control of VTAM and not under the control of an application program. For the application program to receive the logon, this routine must validate the logon, obtain the name of the application program to receive control, and provide this name to VTAM. Otherwise, the routine specifies that the logon is not valid or that the name of the application program was not found.

The logon-interpret routine must also:

- Save and restore the contents of registers 2–14 when receiving and passing control
- Use re-enterable code (the routine must not store anything within itself or modify itself during execution)
- Perform no I/O operations; an I/O request causes the routine to terminate abnormally.

Because the logon-interpret routine operates at VTAM's main task dispatching priority, there is a possibility of lockout if a wait requires another task action. The routine gets control in supervisor state with a VTAM storage key, so errors within the routine could cause damage to VTAM or to system control blocks and modules.

Note:

1. You can modify the logon message that is passed to the interpret routine. However, remember these two points:
 - VTAM does not look at the changed storage; it is passed as user data to the application.
 - You should modify with caution, as modification outside the message storage boundaries could result in VTAM outages.
2. All data is addressable only in 24-bit mode.

Contents of registers at exit: Registers 0 and 1 contain the name of the application program (in EBCDIC characters) with which the logical unit is to establish a session:

Register 0:

First 4 characters of name (left-aligned).

Register 1:

Last 4 characters of name (left-aligned).

Registers 2–14:

Restored to condition at entry.

Register 15:

Return code:

00

Application program was found and the name is placed in registers 0 and 1.

Nonzero

Application program was not found and the name is not placed in registers 0 and 1.

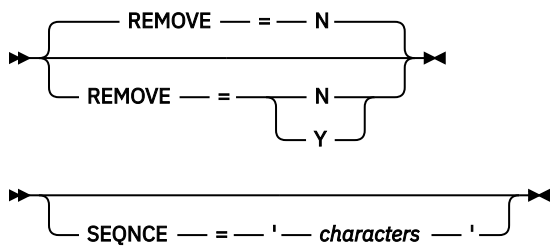
If the name of the application program contains fewer than 8 characters, use blanks to provide a name with 8 characters.

Installing and changing interpret tables

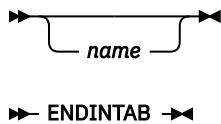
Follow these steps to install each interpret table and any user-written routines:

1. Assemble the interpret table and the user-written routines referred to by the LOGCHAR macroinstruction.
Put the user-written routines in a private call library.
2. Link-edit the interpret table with its associated routines, preferably assigning a module name that matches the name of the interpret table as specified with the INTAB macroinstruction.

Link-edit the resulting module as a non-executable module into a library identified by the SYS1.VTAMLIB DD statement.



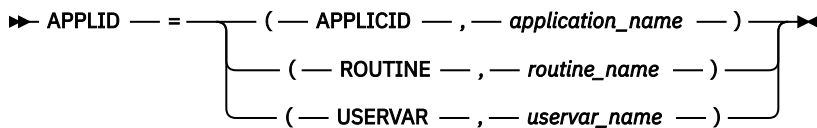
ENDINTAB



Interpret table operand descriptions

The following information describes the operands you can code for the interpret table.

APPLID



macroinstructions:

LOGCHAR

dependencies:

none

Specifies the name of an application program, a logon-interpret routine, or a USERVAR.

APPLID=(APPLICID,application_name)

Specifies the name of the application program. *application_name* can be any of the following items:

- ACBNAME of an application program in this host
- *applname* of an application program in this host
- *applname* of an application program in another host
- USERVAR representing an application program

application_name can be a network-qualified name. A network-qualified name takes the form of *netid.application_name*. If *application_name* is network-qualified, then the network identifier is considered real and is not allowed to change. The resource name of the network-qualified name is considered generic and can undergo USERVAR translation.

Note: If ACBNAME and the network name on the APPL definition statement for the application program are different, then you cannot use a network-qualified ACBNAME.


APPLID=(ROUTINE,routine_name)

Specifies the routine name of the associated logon-interpret routine. All logon-interpret routines specified in an interpret table must be assembled and link-edited with that interpret table. See [z/OS Communications Server: SNA Customization](#) for details about coding logon-interpret routines.

APPLID=(USERVAR,uservar_name)

The same as specifying APPLICID.

name



macroinstructions:

INTAB, LOGCHAR, ENDINTAB

dependencies:

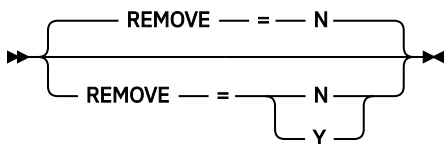
none

Specifies optional names for the INTAB, LOGCHAR, and ENDINTAB macroinstructions. If specified, *name* must be unique and should be used as the operand for the assembler language END statement.

When the INTAB, LOGCHAR, and ENDINTAB macroinstructions are assembled, this name is used to identify the entry point to the interpret table CSECT. You can also use this name as a member name for this interpret table when you use the linkage editor to put the interpret table into the appropriate library. This assignment prevents different names from being used for the same interpret table (one for the entry point to the interpret table CSECT, and another as the name on the LOGTAB operand that other NCP and VTAM definition statements use to refer to this interpret table).

The interpret table is used by terminals that are defined by NCP and VTAM definition statements. The name assigned to the interpret table in the VTAM definition library must therefore be coded in the LOGTAB operand of those statements.

REMOVE



macroinstructions:

LOGCHAR

dependencies:

none

Specifies whether VTAM is to remove the first nonblank set of characters from the user logon sequence before it passes the CINIT request unit (RU) to the application program.

REMOVE=Y

Specifies that VTAM is to remove the first nonblank set of characters from the user logon sequence data being processed. The remaining data is left-aligned and padded with blanks on the right.

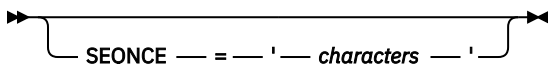
REMOVE=N

Specifies that VTAM is not to remove any data from the user logon sequence.

For example, if the following information is sent and REMOVE=Y is specified, VTAM removes "IMS10" before it passes the information to the application program in the user data field of the CINIT RU.

```
IMS10 NAME PASSWORD =====> NAME PASSWORD
```

SEQNCE



macroinstructions:

LOGCHAR

dependencies:

required for SNA devices

Specifies the required part of a logical unit's logon message.

If *'characters'* is a logon message, optional information, which is not specified in the LOGCHAR macroinstruction, can be used by the logon-interpret routine (if the ROUTINE operand is specified), or by an application program's LOGON exit routine.

To specify an apostrophe (') or an ampersand (&) within the logon message, code a double apostrophe (") or a double ampersand (&&) within the character string. If the terminal user enters the logon message in lowercase and the message is not translated to uppercase (for example, by USS translate table), the value for *'characters'* must be coded in lowercase.

Do not specify leading and trailing device-control characters within a character string that is to be interpreted, because the USS facility deletes these characters. Device control characters coded within a logon message will be deleted; therefore, a blank should not be coded for each occurrence of these characters. However, if a character within the logon message will be translated to a blank by the interpret table, code a blank to represent that character.

For non-SNA terminals, the length of the entire logon message (required information plus optional information) is limited to the number of characters that can be accommodated on one line of the terminal screen, up to 255 characters. For SNA terminals, the length is limited to 255 characters (VTAM deletes new-line [NL] characters before the INTPRET macroinstruction is completed).

For non-SNA terminals, if you do not code SEQNCE in one LOGCHAR macroinstruction and a logon message does not match the character string of the SEQNCE operand in a preceding LOGCHAR macroinstruction in the interpret table, VTAM accepts this logon message and requests logon for this terminal to the application program specified in the LOGCHAR macroinstruction (the one in which SEQNCE is not coded). Therefore, do not place a LOGCHAR macroinstruction at the beginning of the interpret table (immediately after the INTAB macroinstruction) without coding the SEQNCE operand. Otherwise, the remaining logon messages in the interpret table are not compared with the logon message entered by the terminal user.

If you code LOGCHAR for SNA devices, you need to code SEQNCE. Otherwise, VTAM rejects an attempt to logon to the application specified in the APPLID operand when you press the enter key. VTAM issues a sense code stating the enter key RU is not valid because it is null length. Pressing the space key (an acceptable RU), then the enter key allows the logon.

Note: If you use two or more LOGCHAR macroinstructions, arrange them so that their SEQNCE fields are in reverse collating order.

Logon mode table

A logon mode table contains one or more sets of session parameters representing rules (session protocols) that describe how a session is to be conducted. You define each table by specifying the following macroinstructions:

- A MODETAB macroinstruction
- One or more MODEENT macroinstructions
- A MODEEND macroinstruction

VTAM has an IBM-supplied logon mode table named ISTINCLM that provides generally accepted session protocols for a basic list of IBM device types. See [“Default logon mode table \(ISTINCLM\)”](#) on page 759 for the macroinstructions and operands that make up the default logon mode table.

For your information, the code released to you as the VTAM licensed program includes the source language for this table.

The source language is located in SYS1.ASAMPLIB.

You can modify or replace the IBM-supplied logon mode table, provided that the modified or replacement table has the same name as the IBM-supplied table and that the IBM-supplied table is deleted. However, you should create a supplemental table instead of deleting the IBM-supplied table, because you might need the IBM-supplied table for problem determination.

You can associate a logon mode table with a logical unit by specifying the table's name in the MODETAB operand of the logical unit's definition statement. If you do not designate a logon mode table for a logical

unit, VTAM uses the IBM-supplied logon mode table, ISTINCLM. Furthermore, because you cannot code a resource-specific logon mode table for dynamic CDRSCs, VTAM uses the IBM-supplied logon mode table, ISTINCLM.

Regardless of the source of the logon or what session parameters are associated with the logon, the application program decides which session parameters are to be used for the session.

Table 70. Logon mode table macroinstructions and operands

Name	Macro instruction	Operands	Page	Req	Default	Restrictions, dependencies
name	MODETAB					
name	MODEENT	APPNCOS	“APPNCOS” on page 690			APPN only
		CKEY	“CKEY” on page 691			
		COMPRES	“COMPRES” on page 691		SYSTEM	
		COMPROT	“COMPROT” on page 692		0	
		COS	“COS” on page 692			
		DCODE	“DCODE” on page 693			
		ENCR	“ENCR” on page 693		0	data encryption
		ENCRTYP	“ENCRTYP” on page 694		0	data encryption
		FMPROF	“FMPROF” on page 694		0	
		LANG	“LANG” on page 695		0	
		LOGMODE	“LOGMODE” on page 696			
		MAC	“MAC” on page 697			data encryption
		MACLNTH	“MACLNTH” on page 697			data encryption
		MACTYPE	“MACTYPE” on page 698			data encryption
		PRIPROT	“PRIPROT” on page 698		0	
		PSERVIC	“PSERVIC” on page 698		0	
		PSNDPAC	“PSNDPAC” on page 699		0	

Table 70. Logon mode table macroinstructions and operands (continued)

Name	Macro instruction	Operands	Page	Req	Default	Restrictions, dependencies
		RUSIZES	“RUSIZES” on page 699			
		SECPROT	“SECPROT” on page 700		0	
		SRCVPAC	“SRCVPAC” on page 700		0	
		SSNDPAC	“SSNDPAC” on page 701		0	
		TSPROF	“TSPROF” on page 701		0	
		TYPE	“TYPE” on page 701		1	

name MODEEND

Logon mode table coding notes

This information contains coding notes for the logon mode table.

MODETAB macroinstruction

The MODETAB macroinstruction indicates the beginning of a logon mode table.

MODEENT macroinstruction

A MODEENT macroinstruction associates a logon mode name with a set of parameters representing session protocols.

The component description for the device represented by the logical unit should describe the features you want to use and the session protocols required to use those features. See *z/OS Communications Server: SNA Programming* for information about setting session parameter fields. If a bit is identified as being reserved, set it to 0.

After you have determined what bits must be set, convert the eight bits in each byte of the session parameter field into the two equivalent hexadecimal digits. The value for each operand is the hexadecimal equivalent of the bits in the byte with which the operand is associated. For example, the operand PRIPROT is associated with byte 3 of the session parameter field. If you decide, for example, that the appropriate bit settings for the byte are 1111 0001, code PRIPROT=X'F1'.

The values for the FMPROF and TSPROF operands, can be specified as unframed decimal digits (for example, 4) or as framed hexadecimal digits (for example, X'04'). The other operands require hexadecimal values.

The MODEENT macroinstruction follows the MODETAB or another MODEENT macroinstruction.

MODEEND macroinstruction

The MODEEND macroinstruction indicates the end of the logon mode table. Code it after the last MODEENT macroinstruction.

For independent logical units

If the session partner of the logical unit for which this mode table applies is an independent logical unit, code only these operands:

- PSNDPAC
- RUSIZES
- SRCVPAC
- SSNDPAC

Installing a logon mode table

Each logon mode table must be assembled and link-edited into a library associated with the VTAMLIB DD statement.

With the MODIFY TABLE command, the user can refresh or reload the logon mode table without deactivating the major nodes that should use the new table. See [z/OS Communications Server: SNA Operation](#) for information about using the MODIFY TABLE command.

Logon mode table full syntax

The full syntax for the logon mode table follows. The syntax for each operand is repeated in [“Logon mode table operand descriptions”](#) on page 690.

MODETAB

➤ MODETAB ➤

MODEENT

➤ name ➤

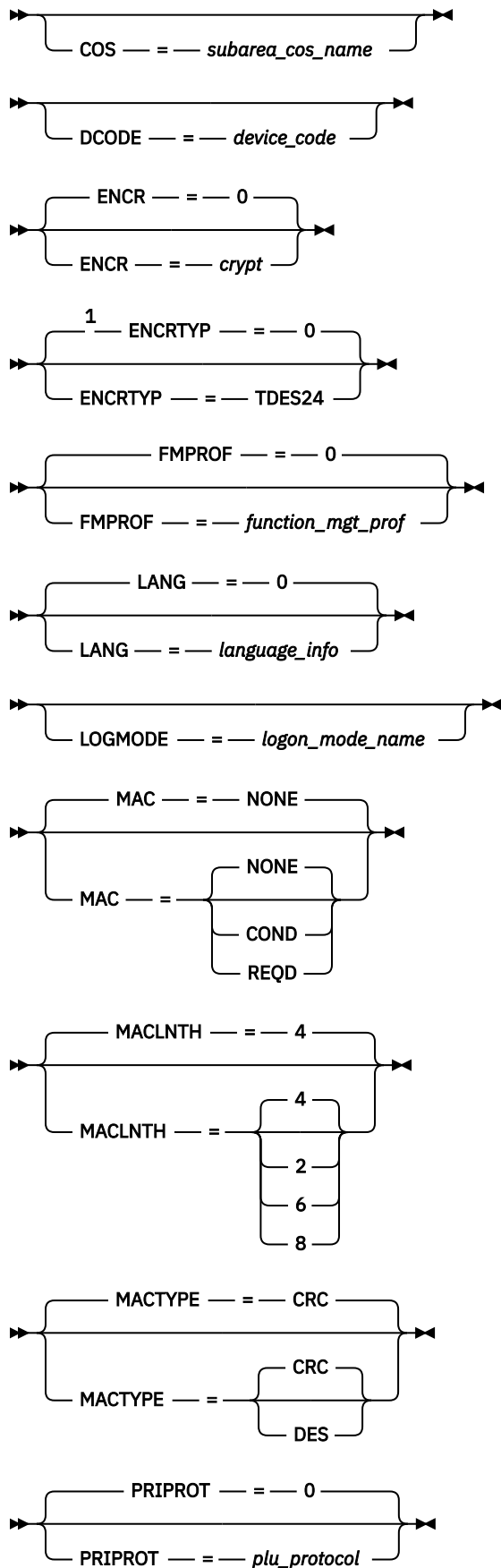
➤ MODEENT ➤

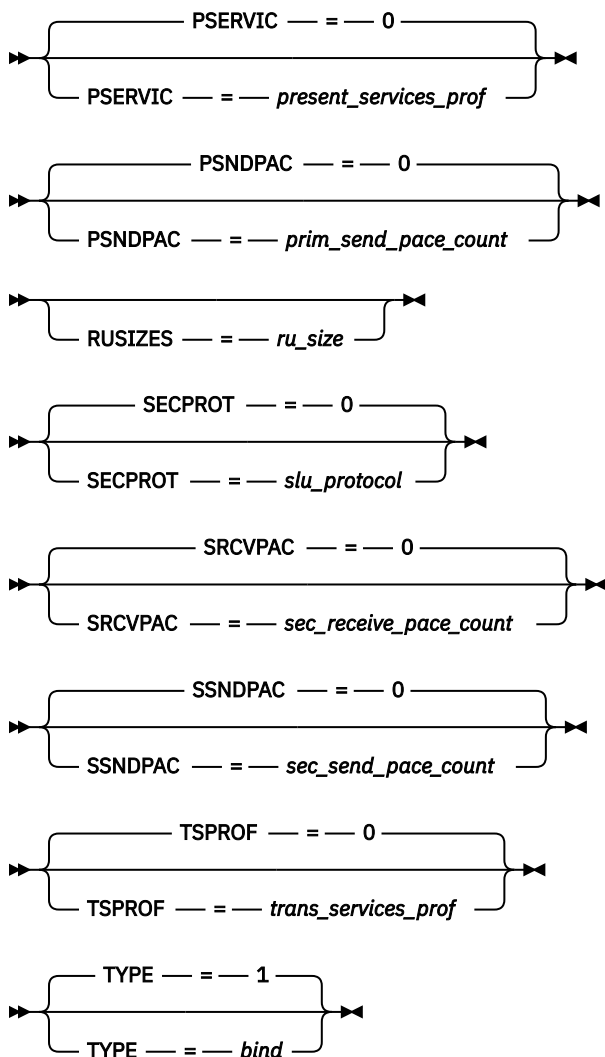
➤ APPNCOS — = — appn_cos_name ➤

➤ CKEY — = — ALTERNATE ➤
 PRIMARY

➤ COMPRES — = — SYSTEM ➤
 COMPRES — = — SYSTEM
 PROHIB
 REQD

➤ COMPROT — = — 0 ➤
 COMPROT — = — common_lu_protocol

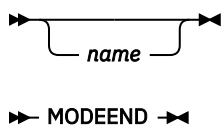




Notes:

¹ For the ENCRTYP operand, a value of 0 means the DES encryption. The DES encryption is the current level of cryptography, and is used if the session uses encryption.

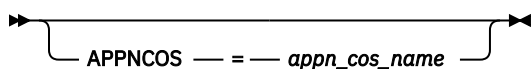
MODEEND



Logon mode table operand descriptions

The following information describes the operands you can code for the logon mode table.

APPNCOS



macroinstructions:

MODEENT

dependencies:

APPN only

Specifies the name of the APPN Class of Service to be used for the APPN portion of the session that uses this logon mode.

name can be 1–8 characters.

Class of Service names are determined as follows:

- The subarea portion of the session uses the Class of Service name coded on the COS operand.
- The APPN portion of the session uses the Class of Service name coded on the APPNCOS operand.
- Using both the COS and APPNCOS operands enables you to use two different Class of Service names for the subarea and APPN portions of the same session.
- If the COS operand is coded but the APPNCOS operand is not coded, the CoS name is used for both the subarea and APPN portions of the session. Therefore, if you want to use the same CoS name to represent identical classes of service in both the subarea and APPN networks, coding the COS operand is sufficient. You do not need to code the APPNCOS operand.
- If the APPNCOS operand is coded but the COS operand is not coded, the default Class of Service name (8 blanks) is used for the subarea portion of the session and the APPNCOS Class of Service name is used for the APPN portion.
- If neither the COS operand nor the APPNCOS operand is coded, then the default Class of Service names (8 blanks for the subarea portion of the session and #CONNECT for the APPN portion) are used.

CKEY



macroinstructions:

MODEENT

Specifies which cryptographic key name should be used for this logical unit. If you do not specify CKEY, any previous specification is unchanged.

ALTERNATE

Specifies that cryptographic session keys are generated using the alternate level of the cryptographic key name with the suffix ALT.

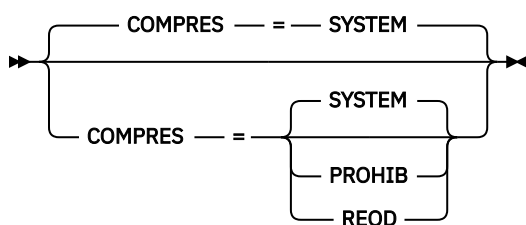
You can abbreviate ALTERNATE as ALT.

PRIMARY

Specifies that cryptographic session keys are generated using the primary level of the cryptographic key name (that is, the LU name on the LU definition statement or the value of the CKEYNAME).

You can abbreviate PRIMARY as PRIM.

COMPRES



<i>macroinstructions:</i>	<i>MODEENT</i>
<i>dependencies:</i>	<i>none</i>

Specifies how the negotiation of data compression usage should be handled. This operand allows data-compression override specifications to be associated with a logon mode name. The SLU sends this information to the PLU to indicate what level of data compression it wants before the PLU sends the BIND.

COMPRES=PROHIB

Specifies that override data should explicitly prevent the use of data compression for sessions using this logon mode.

COMPRES=REQD

Specifies that override data should explicitly request data compression, regardless of link characteristics along the path, for sessions using this logon mode, if both session partners can compress data.

REQD causes compression to be specified only when you specify one of the following items:

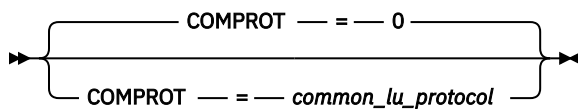
- The CMPVTAM start option is not set to 0
- One of the following items is not set to 0 on the APPL definition statement:
 - The CMPAPPLI operand
 - the CMPAPPLO operand
 - Both the CMPAPPLI operand and the CMPAPPLO operand

If your application is the SLU and you want to use compression, code REQD.

COMPRES=SYSTEM

Specifies that no override is needed. For sessions using this logon mode, normal BIND negotiation logic determines whether data compression is used. The default system compression for VTAM application programs when VTAM acts as the SLU is no compression.

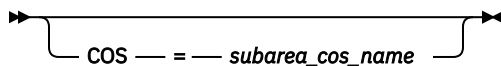
COMPROT



<i>macroinstructions:</i>	<i>MODEENT</i>
<i>dependencies:</i>	<i>none</i>

Represents the common LU protocols (bytes 5 and 6 in the session parameter field) for this logon mode. Any hexadecimal number in the range 0–FFFF can be specified.

COS

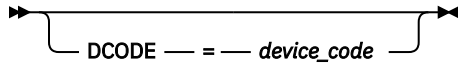


<i>macroinstructions:</i>	<i>MODEENT</i>
<i>dependencies:</i>	<i>subarea only</i>

Specifies the name of the Class of Service to be used for a session that uses this logon mode. It should be a 1–8 character name. If COS is omitted, 8 blanks will be stored into the COS field in the mode entry. This blank name is the default COS.

Note: Because CP-CP session paths can include subarea VRs, it is strongly recommended that you specify an appropriate `COS=subarea_cos_name` in your logon mode tables (including the CPSVCMG and CPSVRMGR logon mode table entries in the IBM-supplied logon mode table, ISTINCLM). Otherwise, a blank COS name is used to determine the subarea VR and transmission priority that will be used for the VR portion of the CP-CP session path.

DCODE



macroinstructions:

MODEENT

dependencies:

none

Specifies the LU device code, and indicates to application programs whether a teletypewriter exchange service (TWX) or a World Trade teletypewriter (WTTY) device is a keyboard and printer or a keyboard and display terminal.

Values for DCODE can be one of the following items:

X'00'

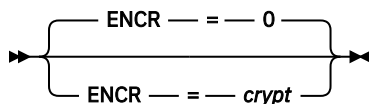
The terminal is a keyboard and printer.

X'80'

The terminal is a keyboard and display.

If a value that is not valid is specified for DCODE, or if the parameter is not specified at all, the device is assumed to be a keyboard and printer.

ENCR



macroinstructions:

MODEENT

dependencies:

VTAM data encryption facility only

Specifies what type of cryptography the logical unit expects.

Note: ENCR can be specified only for the VTAM data encryption facility.

Any hexadecimal number in the range 0–F (or an equivalent decimal value) can be specified. One or two digit hexadecimal strings can also be used. A 4-bit binary string (for example, `ENCR=B'0001'`) can also be specified.

The ENCR value is converted to a 4-bit string, which is treated as two 2-bit fields. The meanings of the bit settings are as follows:

xx..

Private cryptography field

00..

No private cryptography

01..

Private cryptography used

..xx

VTAM cryptography field

..00

No session-level cryptography

..01

Selective cryptography; the primary logical unit can encipher messages and the secondary logical unit must support cryptography.

..10

Reserved

..11

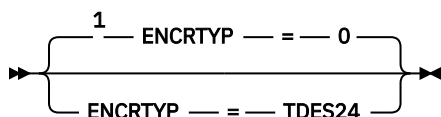
Mandatory cryptography; all messages on this session will be enciphered and deciphered.

This value is stored in the first four bits of byte 26 in the session parameter field.

Note: The VTAM data encryption facility can use the following cryptography facilities:

- Integrated Cryptographic Service Facility (ICSF/MVS)
- IBM Programmed Cryptographic Facility program product (PCF)
- IBM Cryptographic Unit Support program product (CUSP)
- Translation Security System product (TSS)

ENCRTYP



Notes:

¹ For the ENCRTYP operand, a value of 0 means the DES encryption. The DES encryption is the current level of cryptography, and is used if the session uses encryption.

macroinstructions:

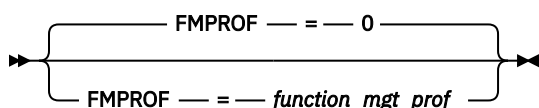
MODEENT

dependencies:

VTAM data encryption facility only

Specifies that the session that uses this log mode entry must use Triple DES encryption if the session uses encryption. The only valid value that can be coded is Triple DES with 24-byte keys (TDES24). If this operand is not coded or is specified as 0, the DES encryption that is the current level of cryptography is used if the session uses encryption. Triple DES is viable only with the Integrated Cryptographic Service Facility (ICSF/MVS).

FMPROF



macroinstructions:

MODEENT

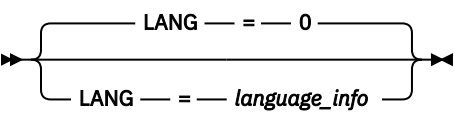
dependencies:

none

Specifies the function management profile (byte 1 in the session parameter field) for this logon mode.

Any hexadecimal number in the range 0–FF (or its equivalent decimal value) can be specified. Values 2, 3, 4, 7, and 18 have defined meanings that are described in [z/OS Communications Server: SNA Programming](#).

LANG



macroinstructions: *MODEENT*
dependencies: *none*
range:

0–255. or
X'0–FF'

Defines the language information that will be passed to the VTAM application program. See [z/OS Communications Server: SNA Programming](#) for details about how the application program receives this information.

Any decimal number in the range 0–255 can be specified. Equivalently, any hexadecimal number in the range 0–FF can be specified by using the standard assembler notation *number*.

TSO/VTAM uses the bits 0–7 when processing the value coded for the LANG operand:

- Bit 0
TSO/VTAM uses this bit to indicate that devices with extended data stream capability should be queried for language information (double-byte character set capability). See [z/OS Communications Server: SNA Network Implementation Guide](#) for additional information about how TSO/VTAM uses the entire value coded for LANG.
The value of this bit always comes from the LANG operand of the MODEENT (it cannot be overridden using the LANG or LANGTAB operands on a USS command entered by a terminal user).
- Bit 1–7
specifies the preferred language to be passed to the application program. The application program can use this information for language specific processing.

TSO/VTAM uses this language in several ways and it might affect the following items:

- The language used for TSO/VTAM end-user messages
- The filtering done on single-byte character set (SBCS) data streams
- The language information returned on the GTTERM macroinstruction

For additional information about how TSO/VTAM uses this language, see [z/OS Communications Server: SNA Network Implementation Guide](#).

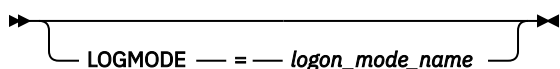
For a list of valid values to use for this field, see [z/OS Communications Server: SNA Programming](#) The value of this field can be overridden if the terminal operator enters a LOGON command with the LANG or LANGTAB operand. See “LOGON command” on page 748 for more information. See *3274 Control Unit Description and Programmer's Guide* for the set of valid character codes for katakana. The 3274 Control Unit must be at microcode level 65 or higher to use the LANG operand.

Bit	Description
0123 4567	
0	The character set is identified from the code specified in bits 1–7. The device is assumed incapable of double-byte character set (DBCS) processing.

1	A query command is sent to the device to determine the character set and DBCS capability. If the character set cannot be determined from the input received from the query, the character set is identified from the code specified in bits 1–7.
.000 0000 or .000 0001	The character set is U.S. English or any single-byte character set (SBCS) in which the valid character codes are compatible with the English codes.
.001 0001	The character set is katakana, or any SBCS in which the valid character codes are compatible with katakana.
.111 1111	VTAM performs no character set translation. Any SBCS in which the valid character codes are not compatible with English or katakana (for example, Thai) should specify this value.

Note: The only way to establish a kanji character-translation set (or alternate double-byte character set (DBCS)) is to query the device by specifying LANG=X'80' in the MODEENT macroinstruction. The correct character translation set for the device will be established from the device's response to the query command.

LOGMODE



macroinstructions:

MODEENT

dependencies:

none

Specifies the logon mode name to be used as a key for the session parameters in this table entry.

When coding LOGMODE, consider the following information:

- If the LOGMODE parameter is omitted (defaulted) or coded with no name or coded with 1 - 8 blanks, it must be the first entry in the table to be accepted and used. If the LOGMODE parameter is omitted (defaulted) or coded with no name or coded with 1 - 8 blanks on a MODENT macro that is not the first in the table, the following conditions occur:
 - The table assembles.
 - An assembler message warns you that a blank entry was found and that it is not the first entry in the table.
 - Blank entries are ignored, except when the blank entry is the first entry in the table. Because the first entry is also the default entry, it becomes the default entry for this table but with a blank name.
- If duplicate non-blank LOGMODE names exist in the same table, an assembler error informs you of a "previously defined symbol" and the table assembly fails.

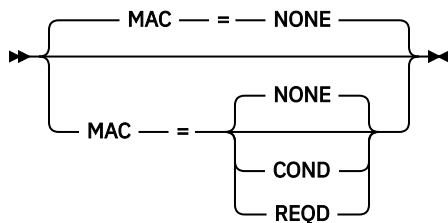
Correct the error (remove the duplicate logmode entry or use a different logmode name), and reassemble the table.

- Do not specify LOGMODE names using the following symbols, which are used by the MODETAB, MODEENT and MODEEND macros to generate tables:

ISTMnnnn ISTSnnnn ISTEnnnn ISTXnnnn

where nnnn is an integer from 1 to the number of LOGMODE tables (that is, the number of MODETAB macros) contained in the LOGMODE table being assembled.

MAC



macroinstructions:

MODEENT

Specifies the message authentication requirements for this logical unit.

MAC=REQD

Specifies that all messages on this session must be authenticated. When MAC=REQD, a session cannot be activated unless the logical unit or host associated with the application program supports message authentication.

MAC=COND

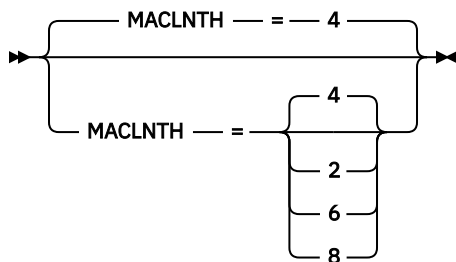
Specifies that this application program supports message authentication, which is required if the session partner is MAC capable.

Note: If a cryptographic product is not available at session start, a session without message authentication support and cryptographic enhancements is established.

MAC=NONE

Specifies that this logical unit does not engage in message authentication support and cryptographic enhancements supported sessions.

MACLNTH



macroinstructions:

MODEENT

Specifies the minimum length, in bytes, of the message authentication code that is to be generated.

MACLNTH is based on MACTYPE, and can be one of the following values:

- MACTYPE**
MACLNTH

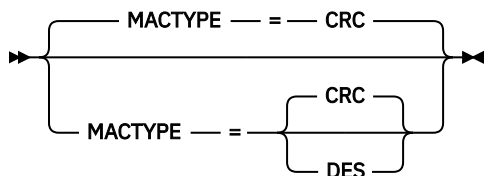
CRC

2 or 4

DES

4, 6, or 8

MACTYPE



macroinstructions:

MODEENT

Specifies the method VTAM will use to create or verify a message authentication code.


MACTYPE=CRC

Specifies that VTAM use an internal cyclic redundancy check (CRC) algorithm to generate a message authentication code.

MACTYPE=DES

Specifies that VTAM use the data encryption standard (DES) services provided by the available Common Cryptographic Architecture (CCA) product to generate a message authentication code.

name



macroinstructions:

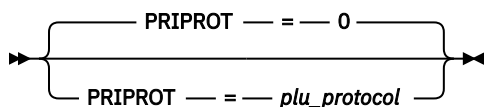
MODETAB, MODEENT, MODEEND

dependencies:

none

Specifies optional names for the MODETAB, MODEENT, and MODEEND macroinstructions.

PRIPROT



macroinstructions:

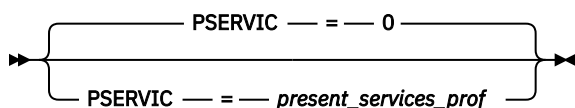
MODEENT

dependencies:

none

Specifies the primary LU protocol (byte 3 in the session parameter field) for this logon mode. Any hexadecimal number in the range 0–FF can be specified.

PSERVIC



macroinstructions:

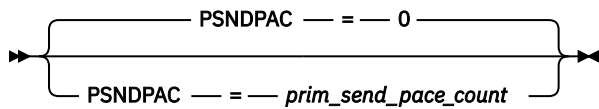
MODEENT

dependencies:

none

Specifies the LU presentation services profile and LU presentation services usage field (bytes 13–24, respectively, in the session parameter field) for this logon mode. Specify a 24-digit hexadecimal number, using the bit settings described in [z/OS Communications Server: SNA Programming](#).

PSNDPAC



macroinstructions:

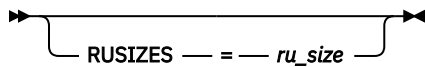
MODEENT

range:

0–63 or X'00'–X'3F'

Specifies the primary send pacing count and whether one- or two-stage pacing is to be used. You can specify decimal or hexadecimal numbers. For decimal numbers, the range is 0–63. For hexadecimal numbers, the pacing count cannot be greater than X'3F'. However, any number in the range X'00'–X'FF' that does not use the reserved bit in position 1 can be specified. The low-order 6 bits of the hexadecimal number correspond to the primary pacing count. The high-order bit is used to specify whether one- or two-stage pacing is to be used. Note that the high-order bit can be set only by coding a hexadecimal value for this operand. See [z/OS Communications Server: SNA Programming](#) for more information. Also see the [z/OS Communications Server: SNA Network Implementation Guide](#).

RUSIZES



macroinstructions:

MODEENT

range:

see formula

Specifies a portion of the transmission services usage field (bytes 9 and 10 in the session parameter field) for this logon mode. It specifies the maximum length in bytes of the RUs that the primary logical unit and secondary logical unit can send to each other, as calculated by the formula $m \times 2^n$.

Specify RUSIZES as four hexadecimal digits. The leftmost two digits apply to the secondary logical unit, and the rightmost two digits apply to the primary logical unit.

The format is the same for both sets of digits. The first digit is the mantissa (m), and it must be in the range X'8'–X'F'. The second digit is the exponent (n), and it must be in the range X'0'–X'F'.

For example, RUSIZES=X'96A8' specifies that the secondary logical unit can send a maximum length of 9×2^6 (or 576) bytes and that the primary logical unit can send a maximum of 10×2^8 (or 2560) bytes.

Table 71 on page 700 shows the exponents, mantissas, and the values for RUSIZES.

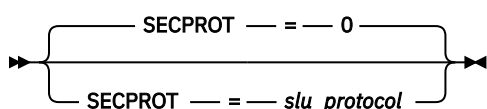
Note: For non-APPC sessions, if both the mantissa and exponent are set to 0 or if RUSIZES is not specified, then the default size is used. The default is obtained as follows:

- If the BIND is an extended BIND, the default is X'FFFF'.
- If the BIND is not an extended BIND, the default is the value of the MAXLURU start option.

For APPC sessions, if the RU size value is zero or less than 256, the value is overridden and set to 256.

Table 71. Exponent and mantissa values for each RU size								
Exp (n)	Mantissa (m)							
	8	9	A	B	C	D	E	F
0	8	9	10	11	12	13	14	15
1	16	18	20	22	24	26	28	30
2	32	36	40	44	48	52	56	60
3	64	72	80	88	96	104	112	120
4	128	144	160	176	192	208	224	240
5	256	288	320	352	384	416	448	480
6	512	576	640	704	768	832	896	960
7	1024	1152	1280	1408	1536	1664	1792	1920
8	2048	2304	2560	2816	3072	3328	3584	3840
9	4096	4608	5120	5632	6144	6656	7168	7680
A	8192	9216	10240	11264	12288	13312	14336	15360
B	16384	18432	20480	22528	24576	26624	28672	30720
C	32768	36864	40960	45056	49152	53248	57344	61440
D	65536	73728	81920	90112	98304	106496	114688	122880
E	131072	147456	163840	180224	196608	212992	229376	245760
F	262144	294912	327680	360448	393216	425984	458752	491520

SECPROT



macroinstructions:

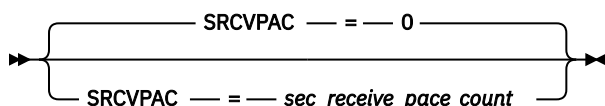
MODEENT

dependencies:

none

Specifies the secondary LU protocol (byte 4 in the session parameter field) for this logon mode. Any hexadecimal number in the range 0–FF can be specified.

SRCVPAC



macroinstructions:

MODEENT

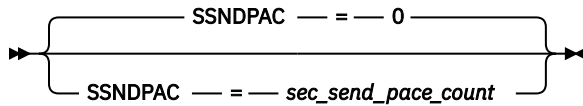
range:

0–63 or X'00'–X'3F'

Specifies the secondary receive pacing count and whether fixed or adaptive pacing is to be used. You can specify decimal or hexadecimal numbers. For decimal numbers, the range is 0–63. For hexadecimal

numbers, the pacing count cannot be greater than X'3F'. However, any number in the range X'00'–X'FF' that does not use the reserved bit in position 1 can be specified. The low-order 6 bits of the hexadecimal number correspond to the secondary receive pacing count. The high-order bit is used to specify whether fixed or adaptive pacing is to be used. Note that the high-order bit can only be set by coding a hexadecimal value for this operand. See [z/OS Communications Server: SNA Programming](#) for more information. Also see the [z/OS Communications Server: SNA Network Implementation Guide](#).

SSNDPAC



macroinstructions:

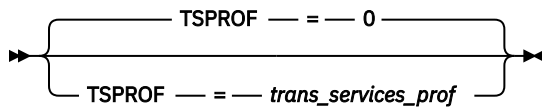
MODEENT

range:

0–63 or X'00'–X'3F'

Specifies the secondary send pacing count and whether one- or two-stage pacing is to be used. You can specify decimal or hexadecimal numbers. For decimal numbers, the range is 0–63. For hexadecimal numbers, the pacing count cannot be greater than X'3F'. However, any number in the range X'00'–X'FF' that does not use the reserved bit in position 1 can be specified. The low-order 6 bits of the hexadecimal number correspond to the secondary pacing count. The high-order bit is used to specify whether one- or two-stage pacing is to be used. Note that the high-order bit can be set only by coding a hexadecimal value for this operand. See [z/OS Communications Server: SNA Programming](#) for more information. Also see the [z/OS Communications Server: SNA Network Implementation Guide](#).

TSPROF



macroinstructions:

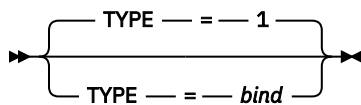
MODEENT

dependencies:

none

Specifies the transmission services profile (byte 2 in the session parameter field) for this logon mode. Any hexadecimal number in the range 0–FF (or its equivalent decimal value) can be specified. Values 2, 3, 4, and 7 have defined meanings that are described in [z/OS Communications Server: SNA Programming](#).

TYPE



macroinstructions:

MODEENT

dependencies:

none

Specifies the type of BIND command represented by this logon mode entry (bits 4–7 of byte 0 in the session parameter field). While only the values of 0 and 1 are defined, any hexadecimal value in the range 0–F can be specified. If 0 is specified, the logon mode entry represents session parameters that could be sent in a negotiable BIND. If 1 is specified, a non-negotiable BIND should be sent.

Note: LU 6.2 sessions require a negotiable bind.

Specifying TYPE=0 (indicating a negotiable BIND entry) does not cause VTAM to necessarily send a negotiable BIND to the secondary logical unit. The logon mode entry can indicate only that the secondary logical unit can support a negotiable BIND. The application program issuing the OPNDST macroinstruction must specify PROC=NEGBIND (in the node initialization block (NIB)) before VTAM will send a negotiable BIND command. For more information on negotiable BIND, see [z/OS Communications Server: SNA Programming](#).

Message-flooding prevention table

The message-flooding prevention facility identifies and suppresses duplicate messages that are issued in rapid succession. This reduces the possibility of duplicate messages flooding the operator console and concealing critical information. VTAM bases its suppression on the time interval since the message was last issued and on the similarity of variable text in the original and subsequent message.

For each candidate message, the message-flooding prevention table contains the criteria that must be met before VTAM suppresses duplicate messages and whether suppressed messages are sent to the hardcopy log. The suppression criteria include the amount of time between the original and subsequent messages, and an indication of which variable text fields are to be compared. If the message is reissued within the specified time interval and the specified variable text fields contain the same information, VTAM suppresses the message.

Table 72. Message-flooding prevention table macroinstructions and operands

Name	Macro instruction	Operands	Page	Req	Default	Restrictions, dependencies
name	FLDTAB					
name	FLDENT	MESSAGE	“MESSAGE” on page 706	R		
		HARDCOPY	“HARDCOPY” on page 705		YES	
		LIST	“LIST” on page 705			see description
		TIME	“TIME” on page 707		30	
		VARTEXT	“VARTEXT” on page 707		YES	
name	FLDEND					

Legend:

R

Required operand.

Message-flooding prevention table coding notes

This information contains coding notes for the message-flooding prevention table.

FLDTAB macroinstruction

The FLDTAB macroinstruction begins the message-flooding prevention table.

FLDENT macroinstruction

One or more FLDENT macroinstructions specify which messages are to be suppressed.

FLDEND macroinstruction

The FLDEND macroinstruction ends the table.

Installing a message-flooding prevention table

Store the set of macroinstructions as a member of SYS1.VTAMLST. Use the member name as the name of the table.

No assembly or link-edit is required to install this table. The table is dynamically built when:

- VTAM is initialized, if the FLDTAB start option has been specified
- An operator issues a MODIFY TABLE command specifying the table name

The MODIFY TABLE command lets you replace or modify the message-flooding prevention table without affecting VTAM operations. See [z/OS Communications Server: SNA Operation](#) for more information about this command.

To change the IBM-supplied message-flooding prevention table:

1. Copy the IBM-supplied table (ISTMSFLD).
2. Rename the copy.
3. Modify the copy.

VTAM uses the internal version of the IBM-supplied message-flooding prevention table if either of the following conditions is true:

- No table has been specified (FLDTAB start option not specified)
- The specified table (on the FLDTAB start option) has failed

You can display the name of the message-flooding prevention table by specifying ISTNOP, the name of the application program that represents the network operator, on the DISPLAY ID command. See [z/OS Communications Server: SNA Operation](#).

Considerations for message-flooding prevention

The following information shows the rules for suppressing messages through the message-flooding prevention table:

- The message is recorded in the VTAM internal-trace table.
- The message is constructed, but is not transmitted to the operator. The message might be routed to other areas. For example, if you coded PPOLOG=YES in your start options, the message will be routed to the PPO (primary program operator) log.
- If the first line of a message group is suppressed, all messages in the group are also suppressed.
- A message within a message group cannot be suppressed by specifying that message on the FLDENT macroinstruction.
- USSMSG00 – USSMSG14 are not suppressed.

The message-flooding prevention process can cause some undesirable circumstances to occur. For example:

1. A command might be entered and result in a message to the operator. If the message is a member of the flooding-prevention table and the command is reentered within the designated time-span, the message might not appear the second time as expected.
2. If the header of a message group is suppressed, all messages in the group are also suppressed. The information in these messages might differ from the last issuance, but they are not reissued.

Example of message suppression

The following example demonstrates when a message will be suppressed to prevent flooding of the operator console. This suppression occurs without regard to the suppression level assigned to the message in the USS table and without regard to the message suppression level assigned to VTAM using the MODIFY SUPP command or the SUPP start option.

Message IST367I is a member of the message-flooding prevention table:

```
IST367I NO STORAGE TO DEFINE NODE nodename CONFIG configname
```

This message is issued when VTAM does not have enough storage to expand the host-node table. Therefore, a new host element address could not be assigned for the defined resource *nodename* in the configuration *configname*. The specifications for the message in the table are:

- 1. Time-span: 30 seconds
- 2. Variable fields: *configname*

Without message flooding prevention, this message is displayed every time it is issued without regard to time-span or *configname*.

```
Time 1: IST367I NO STORAGE TO DEFINE NODE NODE1 CONFIG CONFIG1
Time 2: IST367I NO STORAGE TO DEFINE NODE NODE1 CONFIG CONFIG2
Time 3: IST367I NO STORAGE TO DEFINE NODE NODE2 CONFIG CONFIG1
Time 35: IST367I NO STORAGE TO DEFINE NODE NODE1 CONFIG CONFIG1
```

With message flooding prevention, this message at Time 3 would not be displayed for the following reasons:

- *configname* is the same as *configname* at Time 1.
- The message at Time 3 was issued within 30 seconds of the message at Time 1.

The message at Time 2 would be displayed because *configname* is not the same.


The message at Time 35 would be displayed since it was issued after the 30 second time-span.

```
Time 1: IST367I NO STORAGE TO DEFINE NODE NODE1 CONFIG CONFIG1
Time 2: IST367I NO STORAGE TO DEFINE NODE NODE1 CONFIG CONFIG2
Time 35: IST367I NO STORAGE TO DEFINE NODE NODE1 CONFIG CONFIG1
```

Message-flooding prevention table full syntax

The full syntax for the message-flooding prevention table follows. The syntax for each operand is repeated in [“Message-flooding prevention table operand descriptions” on page 705](#).

FLDTAB



➤ FLDTAB ➤

FLDENT

➤ name ➤

➤➤ FLDENT ➤➤

➤➤ MESSAGE — = — *message_id* ➤➤

➤➤ LIST — = — (— *msg_id* —) ➤➤

➤➤ {
HARDCOPY — = — YES
HARDCOPY — = — YES
NO
} ➤➤

➤➤ {
TIME — = — 30
TIME — = — *number_of_seconds*
} ➤➤

➤➤ {
VARTEXT — = — YES
VARTEXT — = — (YES)
NO
} ➤➤

FLDEND

➤➤ {
name
} ➤➤

➤➤ FLDEND ➤➤

Message-flooding prevention table operand descriptions

The following information describes the operands you can code for the message-flooding prevention table.

HARDCOPY

➤➤ {
HARDCOPY — = — YES
HARDCOPY — = — YES
NO
} ➤➤

macroinstruction:

FLDENT

Specifies whether a suppressed message is sent to the system hardcopy log.

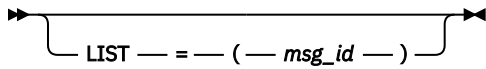
HARDCOPY=YES

Indicates that the message is suppressed from the operator console, but is sent to the system hardcopy log.

HARDCOPY=NO

Indicates that the message is suppressed from the operator console and the system hardcopy log.

LIST



macroinstruction:

FLDENT

dependencies:

see description

Specifies from one to five messages that are linked with the first message in a group to determine whether the message group should be suppressed. The messages you specify on LIST must be present as FLDENT entries in the message-flooding prevention table.

With the LIST operand, you can prevent messages that are not duplicates from being suppressed. For instance, if you specify message IST663I on the MESSAGE operand, and do not code the LIST operand, then all message groups beginning with IST663I are suppressed, even if the groups are not duplicates. An example of this problem follows:

```
IST663I  CDINIT      REQUEST FROM IBMGW      FAILED , SENSE=087D0001
IST664I  REAL  OLU=USIBMEL.ELNA9171    REAL  DLU=IBMIN.IBMN2CC9
(intervening messages removed)
IST663I  CDINIT      REQUEST FROM IBMGW      FAILED , SENSE=087D0001
IST664I  REAL  OLU=USIBMP0.TF2LAADV    REAL  DLU=IBMIN.IBMJ1EP8
(intervening messages removed)
IST663I  CDINIT      REQUEST FROM IBMGW      FAILED , SENSE=087D0001
IST664I  REAL  OLU=APPN.IKPASS0A      REAL  DLU=APPN.IKPASSHQ
(intervening messages removed)
```

In the above example, the three IST663I messages are treated as duplicates. The first IST663I multi-line message is kept and the others suppressed. However, the messages are not duplicates because they have different LU partner names in the IST664I messages.

If the second and third IST663I messages were suppressed, it would take you longer for problem determination, because of having to search trace tapes to find the failures that would have been displayed through the message.

But, if you were to specify IST664I on the LIST operand (LIST=0664) of the FLDENT entry for IST663I, VTAM would evaluate the IST664I messages for duplication, and not suppress them because they are not duplicates.

Note:

1. The values of the LIST operand are the message IDs of the other FLDENT entries (for instance, LIST=0664). All LIST references must be to other messages with corresponding FLDENT entries in the message-flooding prevention table.
2. A LIST entry which is the same as its FLDENT entry is not permitted.
3. If the FLDENT entry indicates a LIST, but the message is being issued as a single-line message, the FLDENT entry is ignored for the one message.
4. If the FLDENT entry indicates a LIST with multiple messages and all of the messages are not present in the message group being issued by VTAM, the FLDENT entry is ignored for the current group.
5. If the FLDENT entry indicates a LIST with multiple messages, the messages do not have to be present within the multiple line write-to-operator group in the order indicated in the FLDENT entry.
6. You cannot specify a particular message in more than one LIST operand.
7. The HARDCOPY and TIME operands are ignored if either operand is coded for a message that is not a single-line message or the first message within a group. For the "later messages", the HARDCOPY and TIME values for the first message apply to the entire group.

MESSAGE

►► MESSAGE = — message_id ◄◄


macroinstruction:

FLDENT

Specifies a 1-digit to 4-digit identifier that corresponds to the message number to be suppressed. You can pad an identifier that has fewer than four digits with leading zeroes. For example, MESSAGE=118 and MESSAGE=0118 are viewed as the same.

Note: Messages do not have to be in numerical order in the table. However, for better performance, list the most common messages first.

name



macroinstructions:

FLDTAB, FLDEND

macroinstructions:

FLDENT

Specifies the name of the macroinstruction being defined.

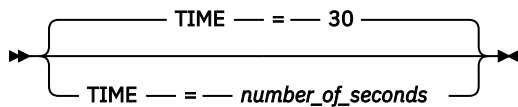
For FLDTAB and FLDEND

name is optional and has no function. If used, it is recommended that *name* match the SYS1.VTAMLST member name containing these macroinstructions.

For FLDENT

Specifies the required and unique 1–8 character name of the table entry.

TIME



macroinstruction:

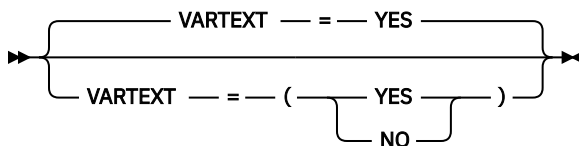
FLDENT

range:

1–32767

Specifies the amount of time, in seconds, that VTAM continues to suppress duplicate messages. The time interval begins when the first message is issued.

VARTEXT



macroinstruction:

FLDENT

Specifies which variable text fields in the specified message are used as the criteria for suppression.

Code a VARTEXT setting or allow the default for each variable text field in the candidate message. For example, if you code

```
VARTEXT=(NO, , NO)
```

the first and third variable text fields in the message are not used as criteria for suppression. However, the second field is used because the default value YES is used.

The number of variable text fields can be determined by referring to [z/OS Communications Server: SNA Messages](#).

VARTEXT is not applicable for messages that have no variable text. If the candidate message does not have variable text, and you code VARTEXT, VTAM issues an error message.

VARTEXT=YES

Indicates that VTAM compares the field's value in the duplicate message to the field's value in the original message when determining whether to suppress the duplicate message. If the fields contain different values, the message is not suppressed.

VARTEXT=NO

Indicates that VTAM does not compare the field values when determining whether to suppress the duplicate message.

Model name table

The model name table contains model names that can be passed to VTAM application programs in their LOGON exits. VTAM application programs use the model names to create dynamic definitions for their session-partner resources.

A model definition is usually the starting point for a dynamic resource definition. The model name passed by VTAM enables the application program to select the proper model definition to use.

Operands on an SLU's resource definition associate that SLU with the proper model name data. The MDLTAB operand specifies the name of the model name table to be used, and the MDLENT operand specifies the proper entry within the table. These operands are described for each LU-type resource in [Chapter 2, "Major nodes," on page 15](#).

Table 73. Model name table macroinstructions and operands

Name	Macro instruction	Operands	Page	Req	Sift effect	Default	Restrictions, dependencies
name	MDLTAB						
name	MDLENT	MODEL	"MODEL" on page 710				
name	MDLPLU	PLU MODEL	"PLU" on page 710 "MODEL" on page 710	R			

Legend:

R

Required operand.

Model name table coding notes

This information contains coding notes for the model name table.

MDLTAB macroinstruction

The MDLTAB macroinstruction indicates the beginning of the model name table.

MDLENT macroinstruction

The MDLENT macroinstruction indicates the start of a model name entry and optionally sets up the default model name. The end of the entry is indicated either by another MDLENT macroinstruction or by an end of file.

MDLPLU macroinstruction

The MDLPLU macroinstruction defines model name data for a specific PLU within the table entry started by the previous MDLENT macroinstruction.

Installing a model name table

Store the model name table macroinstructions in SYS1.VTAMLST, and use the member name as the name of the table.

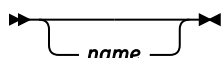
No assembly or link-edit is required to install the table. The table will be dynamically built upon the first activation of any resource that has a defined association to the table. When the last resource using it is deactivated, the table is deleted and its storage is freed.

IBM does not supply a default model name table.

Model name table full syntax

The full syntax for the model name table follows. The syntax for each operand is repeated in [“Model name table operand descriptions”](#) on page 710.

MDLTAB

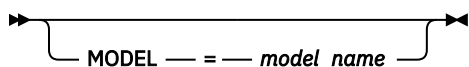
»  *name*

» MDLTAB »


MDLENT

» *name* »

» MDLENT »

»  MODEL — = — *model_name*

MDLPLU

»  *name*

» MDLPLU »

➤➤ PLU — = — *plu_name* ➤➤

➤➤ _____ ➤➤
MODEL — = — *model_name*

Model name table operand descriptions

The following information describes the operands you can code for the model name table.

MODEL

➤➤ _____ ➤➤
MODEL — = — *model_name*

macroinstructions:

MDLENT, MDLPLU

Specifies the 1–8 character model name expected by the subsystem for the terminal.

The model name is passed only when VTAM initiates the session with the application program, for example, when the SLU has the LOGAPPL = parameter coded in its definition. When the SLU initiates the session with the application program by means of the LOGON command or a USS command, the model name to be passed to the application program must be explicitly specified on the MODEL = parameter of the LOGON command or USS command.

If you code MODEL on the MDLENT macroinstruction, the *model_name* specified is a default to be used with any PLU that is not specified in a following MDLPLU macroinstruction.

If you omit MODEL on the MDLENT macroinstruction, no default data is created. Consequently, any PLU not specified in one of the MDLPLU macroinstructions within this entry will not receive any model name data unless the MODEL operand is overridden during logon.

If you omit MODEL on the MDLPLU macroinstruction, no *model_name* is sent to the application or to the subsystem during session initiation.

name

➤➤ _____ ➤➤
name

macroinstructions:

MDLTAB, MDLPLU

➤➤ *name* ➤➤

macroinstructions:

MDLENT

Specifies the 1–8 character name for the macroinstructions.

PLU

➤➤ PLU — = — *plu_name* ➤➤

macroinstructions:

MDLPLU

Specifies the 1–8 character name of the PLU as it is known in the SLU's network. cms

Subarea mapping table

The subarea mapping (SAMAP) table is used to supply additional NCP connectivity information to APPN Topology and Routing Services, which can then use that information in an effort to optimize routes

through the CNN. See [z/OS Communications Server: SNA Operation](#) and [z/OS Communications Server: SNA Network Implementation Guide](#) for more information about Subarea Mapping Tables.

Figure 7 on page 711 illustrates definition of a SAMAP mapping table.

SAMAP1	VBUILD	TYPE=SAMAP
SA10	MAPSTO	SUBAREA=SA20
SA11	MAPSTO	NETID=NETB

Figure 7. Subarea mapping table example

Table 74. Definition statements for SAMAP table

Name	Definition statement	Operands	Page	Req	Sift effect	Default	Restrictions, dependencies
name	VBUILD	TYPE=SAMAP	“TYPE” on page 712	R			
SApp	MAPSTO	SUBAREA=SApp	“SApp” on page 712	R			
		NETID=netid					

Legend:

R
Required operand.

Subarea mapping table coding notes

This information contains coding notes for the subarea mapping table.

VBUILD definition statement

Code a VBUILD definition statement as the first statement in a subarea mapping table.


MAPSTO definition statement

Code a MAPSTO definition statement to define a subarea mapping.

Subarea mapping table full syntax

The full syntax for the subarea mapping table follows. The syntax for each operand is repeated in [“Subarea mapping table operand descriptions” on page 712](#).

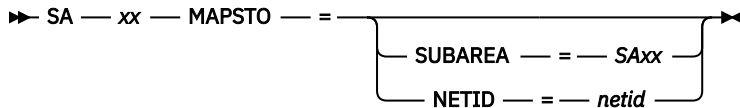
VBUILD



VBUILD

TYPE = SAMAP


MAPSTO



Subarea mapping table operand descriptions

The following information describes the operands you can code for the subarea mapping table.

name

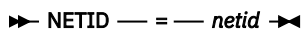


statements: VBUILD

dependencies: none

Assigns a name to the subarea mapping table.

NETID

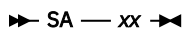


statements: MAPSTO

dependencies: none

Assigns a name to the NETID.

SAxx




statements: MAPSTO

dependencies: none

Specifies a decimal CNN subarea number. The SA prefix is required.

SUBAREA

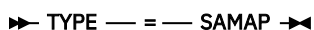


statements: MAPSTO

dependencies: none

Specifies a subarea number.

TYPE



statements: VBUILD

dependencies:

none

Means that this VBUILD definition statement defines a subarea mapping table.

Session awareness data filter

VTAM provides a filter to reduce the amount of session awareness (SAW) data that is passed to communication network management (CNM) application programs, such as the NetView program. Using the SAW data filter, only data for sessions that match predefined PLU-SLU name combinations are sent over the CNM interface to the CNM application program. The PLU-SLU combination definitions can contain pattern-matching characters so that one definition can apply to a variety of sessions.

Note: If the VTAM SAW data filter definition contains SSCP-PU SAW data filter definitions, the CNM application (for example, the NetView program) does not receive any SSCP-PU SAW data from VTAM and cannot collect response time monitor (RTM) data for active physical units.

The KCLASS and MAPSESS macroinstructions define the session monitor filter. If you use the NetView program, you can copy your existing session monitor filter definitions and make some changes to create equivalent VTAM filters. You must place the KEEPMEM START macroinstruction at the beginning of the filter definitions and add KEEPMEM STOP and END macroinstructions at the end of the existing definitions. For continuation lines, use the conventions described in [“Rules for coding comments” on page 11](#). VTAM ignores any NetView operands that do not apply to the VTAM SAW data filter.

VTAM includes a default filter, ISTMGC10 in VTAMLIB, that allows data for all sessions to be passed across the CNM interface. ISTMGC10 needs to be assembled. See [“Restrictions on use of assembler features” on page 13](#) for information on assembling modules.

You can modify ISTMGC10 or replace it with one of your own using the MODIFY TABLE command. See [z/OS Communications Server: SNA Operation](#) for more information about the MODIFY TABLE command.

You can display the name of the SAW data filter table by specifying ISTNOP, the name of the application program that represents the network operator, on the DISPLAY ID command. See [z/OS Communications Server: SNA Operation](#).

Table 75. Session awareness data filter macroinstructions and operands

Name	Macro instruction	Operands	Page	Req	Default	Restrictions, dependencies
name	KEEPMEM	START-STOP	“START-STOP” on page 717	R		
name	KCLASS	SAW	“SAW” on page 716	R	YES	
name	MAPSESS	KCLASS	“KCLASS” on page 715	R		
		PRINET	“PRINET” on page 716			
		PRI	“PRI” on page 716			
		SEC	“SEC” on page 717			

Table 75. Session awareness data filter macroinstructions and operands (continued)

Name	Macro instruction	Operands	Page	Req	Default	Restrictions, dependencies
		SECNET	“SECNET” on page 717			
name	END					

Legend:

R Required operand.

Session awareness data filter coding notes

This information contains coding notes for the session awareness data filter.

KEEPMEM macroinstruction

The KEEPMEM macroinstruction defines the beginning or end of a set of SAW data filter definition macroinstructions.

KCLASS macroinstruction

The KCLASS macroinstruction defines whether VTAM passes SAW data over the CNM interface for a particular session. The MAPSESS macroinstruction refers to the names on the KCLASS macroinstructions to instruct VTAM on how to treat SAW data for sessions that match the MAPSESS PLU-SLU name specifications.

MAPSESS macroinstruction

The MAPSESS macroinstruction specifies a PLU-SLU name combination and specifies which KCLASS definition VTAM should use to determine if SAW data should be passed over the CNM interface.

Note:

1. The maximum number of MAPSESS macroinstructions you can code is 2000.
2. If the PRI operand has the host CDRM name coded, an additional MAPSESS macroinstruction with PRI=VTAM must be specified. PRI=VTAM is used to obtain saw data before the activation of the host CDRM major node.

END macroinstruction

The END macroinstruction indicates the end of a SAW data filter.

Session awareness data filter full syntax

The full syntax for the session awareness data filter follows. The syntax for each operand is repeated in [“Operand descriptions” on page 715](#).

KEEPMEM

➤ *name* ➤

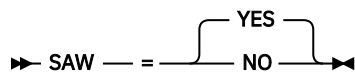
➤ KEEPMEM ➤




KCLASS

➤ *name* ➤

➤ KCLASS ➤

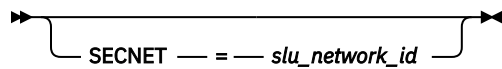
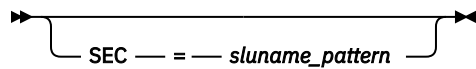
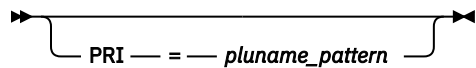
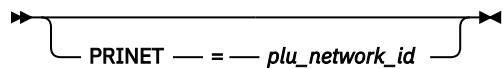


MAPSESS




➤ MAPSESS ➤

➤ KCLASS — = — *kclass_name* ➤



END



➤ END ➤

Operand descriptions

The following information describes the operands you can code for the saw data filter.

KCLASS

➤ KCLASS — = — *kclass_name* ➤

<i>macroinstructions:</i>	MAPSESS
<i>dependencies:</i>	none

Specifies the name of the preceding KCLASS macroinstruction. This operand indicates whether SAW data is to be transmitted over the CNM interface for a particular session.

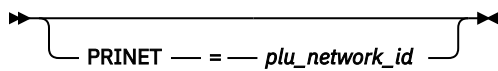
name



<i>macroinstructions:</i>	MAPSESS, END	<i>macroinstructions:</i>	KEEPMEM, KCLASS
---------------------------	--------------	---------------------------	-----------------

Specifies 1–8 character names for the macroinstructions.

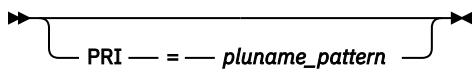
PRINET



<i>macroinstructions:</i>	MAPSESS
<i>dependencies:</i>	none

Specifies a network ID for the PLU.

PRI



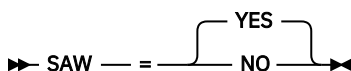
<i>macroinstructions:</i>	MAPSESS
<i>dependencies:</i>	none

Specifies the pattern used to match the PLU name. It can contain 1–8 characters from the set (A–Z, 0–9, @, \$, ?, *). A question mark (?) matches any single letter or digit. An asterisk (*) matches more than one letter or digit, and can be used only as the last character in the string. The pattern can be used to compare names only up to 8 characters in length.

The following information shows some examples:

- T3?7* matches T3A7, T3B7A, or T3C7ABCD. It does not match T3AA7A.
- T3*7? is not a valid pattern.
- T3??7 matches T3AB7 or T3CD7. It does not match T3A7.

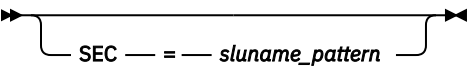
SAW



<i>macroinstructions:</i>	KCLASS
<i>dependencies:</i>	none

Specifies whether to pass SAW data over the CNM interface.

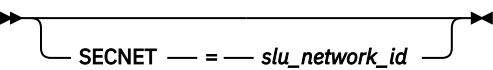
SEC



macroinstructions: MAPSESS
dependencies: none

Specifies the pattern used to match the SLU name. See the description of the PRI operand for details on the pattern-matching rules.
Note: SEC and PRI are optional. If one is not specified, the default value of * is taken.

SECNET



macroinstructions: MAPSESS
dependencies: none

Specifies a network ID for the SLU.

START-STOP



macroinstructions: KEEPMEM
dependencies: none

Specifies whether this macroinstruction starts or stops a set of session awareness data filter definition statements.

SAW sense filter

The SAW sense filter contains a list of session initialization failure sense codes that are not to be reported to a communication network management (CNM) application program collecting SAW data.
The SNSCODE definition statement defines the sense codes that are excluded from the SAW data being reported to the CNM application program. For more information about how to use the SAW sense filter, see [z/OS Communications Server: SNA Network Implementation Guide](#).

Table 76. SAW sense filter definition statements and operands

Name	Definition statement	Operands	Page	Req	Sift effect	Default	Restrictions, dependencies
name	VBUILD	TYPE=SNSFILTR	“TYPE” on page 719	R			

Table 76. SAW sense filter definition statements and operands (continued)

Name	Definition statement	Operands	Page	Req	Sift effect	Default	Restrictions, dependencies
name	SNSCODE	SENSE	“SENSE” on page 719				

Legend:

R Required operand.

Coding notes

This information contains coding notes for the SAW sense filter.

VBUILD definition statement

Code one VBUILD TYPE=SNSFILTR definition statement to indicate that this set of definition statements is for a SAW sense filter.

SNSCODE definition statement

Code one SNSCODE definition statement for each session initiation failure sense code to be filtered from SAW data sent to a communication network management (CNM) application program.

Full syntax

The full syntax for the SAW sense filter follows. The syntax for each operand is repeated in [“Operand descriptions” on page 718](#).

VBUILD

```

>> ┌──────────┐
>> │ name      │
>> └──────────┘

```

```
>> VBUILD ──>
```

```
>> TYPE ── = ── SNSFILTR ──>
```

SNSCODE

```

>> ┌──────────┐
>> │ name      │
>> └──────────┘

```


```
>> SNSCODE ──>
```

```
>> SENSE ── = ── sense_code ──>
```

Operand descriptions


The following information describes the operands you can code for the SAW data filter.

name



Specifies the optional name of definition statement.

SENSE



statement: SNSCODE

dependencies: none

Specifies the session initiation failure sense code that is to be filtered out of the SAW data sent to CNM application program receiving SAW data. Specify either the two-byte or four-byte session initiation failure sense code (in hexadecimal). If one or three bytes of data is specified, the data is ignored. Any sense code specified that is not related to session initiation failures is also ignored.

Note: If only 2 bytes are specified, the whole category specified by the 2 bytes will be filtered.

TYPE

►► TYPE — = — SNSFILTR ◄◄

statement: VBUILD

dependencies: none

Indicates that this set of definition statement defines a SAW sense filter table.

Unformatted system services tables

VTAM uses unformatted system services (USS) tables to:

- Issue messages to the VTAM operator console or a program operator application
- Process VTAM operator commands
- Issue messages to a terminal operator user
- Process commands received from a terminal operator user

Other messages, such as TSO/VTAM messages, are provided through other facilities. For an explanation of these messages, see [z/OS Communications Server: SNA Messages](#).

VTAM uses two types of USS tables to define messages and commands:

Session-level table

Contains:

- Definitions for terminal user commands (such as LOGON) that can be received from a terminal.
- Messages that VTAM sends to a terminal.
- A translation table that is used for character-coded input from the terminal.

See [“Session-level USS table \(ISTINCDT\)” on page 771](#) for an example of a session-level USS table.

Operation-level table

Contains USS commands (such as DISPLAY ROUTE) that can be received from the VTAM operator or a program operator application and messages issued in response to those commands. See [“Operation-level USS table \(ISTINCNO\)” on page 772](#) for an example of an operation-level USS table.

IBM supplies default USS tables with the VTAM product. The source language for these tables is contained in SYS1.ASAMPLIB. [Table 77 on page 720](#) describes the default tables.

<i>Table 77. Description of the IBM-supplied USS tables</i>	
Table name	Description
ISTINCDT	Default session-level USS table used by terminal operator users. Contains the following items: <ul style="list-style-type: none"> The following terminal operator commands: <ul style="list-style-type: none"> LOGON LOGOFF IBMTTEST USSMSGxx (where xx equals 1–9 and 11–14) that are sent to a terminal operator. See z/OS Communications Server: SNA Messages for detailed descriptions of USS messages. Translation table that is used for character-coded input from the terminal. The translation table, named STDTRANS, converts lowercase characters to uppercase and converts horizontal tabs to spaces.
ISTINCNO	Default operation-level USS table used by the VTAM operator (commands and messages) and program operator applications (commands). Contains the following items: <ul style="list-style-type: none"> Operands and defaults for the following VTAM operator commands: <ul style="list-style-type: none"> All DISPLAY commands All MODIFY commands All VARY commands For more details about these commands, see z/OS Communications Server: SNA Operation. VTAM operator messages listed in the z/OS Communications Server: SNA Messages.
ISTCFCMM	Default operation-level USS table for a program operator application containing operation-level VTAM messages.

Customizing USS tables

You can customize VTAM messages, commands, and the translation table by coding your own USS table. For example, you can change messages to provide non-English text, change characteristics of a message, or change the syntax or default values for a command.

Any changes to VTAM messages or commands should be made with supplementary user-defined USS tables. The IBM-supplied USS tables should not be changed or removed because they are used to define all commands and messages that are not defined in a user-written table. The name of the user-defined USS table should be different from any of the default tables.

If you plan to make extensive changes in your user-defined USS table, you might find that the easiest way to generate the table is to copy the IBM-supplied USS tables and make changes to the new copies.

Note: Because some program operator applications depend on VTAM messages, changes to an operator message could disrupt the functioning of a program operator application.

A USS table can be associated with a particular resource by the following items:

Terminal operator

- LANGTAB operand on a USS command

- USSTAB operand on the logical unit's definition statement

VTAM operator

- USSTAB start option
- MODIFY TABLE command

For more information about the MODIFY TABLE command, see [z/OS Communications Server: SNA Operation](#).

Program operator

- USSTAB operand on the application definition statement
- SSCPFM operand on the application definition statement

VTAM messages

To customize VTAM messages, you only need to code the message or the part of the message you wish to redefine. VTAM will use the user-defined supplementary USS message table in conjunction with the IBM-supplied default USS tables to locate the complete message definition. Several USS tables might be searched before locating a complete message definition. The tables are searched in a specific order (see “Order of USS table use” on page 721).

For more information on coding VTAM messages in a USS table, see [“Customizing messages” on page 743](#).

VTAM commands

Although a VTAM message need only be partially defined in a supplementary user-defined table, a command must be completely defined in a supplementary user-defined USS table. VTAM uses either the user-defined table or the IBM-supplied default USS tables to locate the complete command definition.

For more information on coding VTAM commands in a USS table, see [“Defining VTAM operator commands” on page 746](#).

Order of USS table use

When VTAM requires a message, command, or input translation table that is defined in the USS tables, it searches the USS tables in a specific order. The search order depends on the destination or source (VTAM operator, program operator, or terminal operator) and the target search item (a command, message, or translation table).

Tables Table 78 on page 721 through Table 81 on page 723 show the search order used by VTAM for each target search item (messages, commands, and translation tables). Within each table the search order is shown for the first table searched to the last (top to bottom) for each destination (terminal operator, VTAM operator, and program operator).

For VTAM messages

VTAM uses the search order shown in [Table 78 on page 721](#).

Table 78. VTAM messages search order for VTAM messages	
Terminal operator	VTAM operator
MVS Message Service “1” on page 722	USSTAB START option
LANGTAB USS table	ISTINCNO
LU's definition	
ISTINCDT	

Table 78. VTAM messages search order for VTAM messages (continued)	
Terminal operator	VTAM operator
1. You can use this service to define USS messages for terminal operators. See z/OS Communications Server: SNA Network Implementation Guide for information about how the MVS Message Service can be used to define USS messages for terminal operators.	

For VTAM messages for a program operator

VTAM uses the search order shown in [Table 79 on page 722](#).

Table 79. VTAM messages search order for a program operator	
Program operator SSCPFM=USSNOP	Program operator SSCPFM=USSPOI
APPL definition statement	APPL definition statement
ISTINCNO	ISTCFCMM
	ISTINCNO

If no USS message is found, VTAM will issue USS message 14 to indicate that the message was not found. (USS message 14 is defined the same as IST458I in ISTINCNO.)

Note: Do not modify or replace the IBM-supplied default tables.

If no VTAM message is found, VTAM issues message IST998E to indicate that a VTAM message is not defined.

A VTAM message might be rerouted from the program operator application to the system console. A rerouted message will appear in the format as defined in the USS table designated for the VTAM operator based on the search order.

If a VTAM message is not completely defined in the first USS table searched, the next USS table in the hierarchy will be used. Because the IBM-supplied USS table (ISTINCNO) contains complete messages, you should define supplemental operation-level USS tables to specify only those parts of a message that you want to change. If VTAM cannot locate all the required parts of a message, it issues message IST998E to indicate that the message does not exist.

For VTAM commands

VTAM uses the search order shown in [Table 80 on page 722](#).

Table 80. VTAM commands search order for VTAM commands		
Terminal operator	VTAM operator	Program operator
LANGTAB USS table	USSTAB START option	APPL definition
LU's definition	ISTINCNO	ISTINCNO
ISTINCDT		

If the USS command entered by the operator is not found, VTAM uses the command as entered.

For input translation tables

VTAM uses the search order shown in [Table 81 on page 723](#).

Table 81. Input translation tables search order		
Terminal operator	VTAM operator	Program operator
LU's definition	USSTAB START option	APPL definition
ISTINCDT		

If no input translation table is found, VTAM performs no translation.

Installing a user-defined USS table

Each USS table must be assembled and link-edited as a non-executable module into a library associated with the SYS1.VTAMLIB DD statement.

Coding a user-defined USS table

To code a supplementary USS table, create a module using the following macroinstructions:

- USSTAB
- USSCMD
- USSPARM
- USSMSG
- USSEND

If a user-defined table is coded as part of another module, code an assembler EXTRN definition statement for the table name in that module so the table will be known externally and can be accessed by other modules.

If a character translation is to be specified, code the table using assembler DC statements as shown in the sample operation-level table “[Operation-level USS table \(ISTINCNO\)](#)” on page 772.

[Table 82 on page 723](#) shows the USS macroinstructions, their associated operands, and where the operands are described.

Table 82. USS table macroinstructions and operands

Name	Macro instruction	Operands	Page	Req	Default	Restrictions, dependencies
name	USSTAB	DATEDLM	“DATEDLM” on page 732		/	FORMAT; V4
		DATEFRM	“DATEFRM” on page 732		MDY	FORMAT; DATEDLM; V4
		FORMAT	“FORMAT (USSTAB)” on page 734		OLD	
		TABLE	“TABLE” on page 741			
		TIMEDLM	“TIMEDLM” on page 742			FORMAT; V4

Table 82. USS table macroinstructions and operands (continued)

Name	Macro instruction	Operands	Page	Req	Default	Restrictions, dependencies
name	USSCMD	CMD	“CMD” on page 732	R		
		FORMAT	“FORMAT (USSCMD)” on page 734		PL1	
		REP	“REP (USSCMD)” on page 739			
name	USSPARM	PARM	“PARM” on page 738	R		
		DEFAULT	“DEFAULT” on page 733			
		REP	“REP (USSPARM)” on page 739			
		TRANSLATE	“TRANSLATE” on page 742			
		VALUE	“VALUE” on page 743			
name	USSMSG	BUFFER	“BUFFER” on page 729	R		Terminal operator; TEXT; OPT; SUPP
		MSG	“MSG” on page 736	R		
		TEXT	“TEXT” on page 741	R		Required for terminal operator BUFFER
		DESC	“DESC” on page 733			VTAM operator
		MCSFLAG	“MCSFLAG” on page 735			VTAM operator
		MSGLVL	“MSGLVL” on page 736		START	VTAM operator
		OPT	“OPT” on page 738		BLKSUP NOBLKSUP	terminal operator VTAM operator

Table 82. USS table macroinstructions and operands (continued)

Name	Macro instruction	Operands	Page	Req	Default	Restrictions, dependencies
		ROUTCDE	“ROUTCDE” on page 740			VTAM operator
		SUPP	“SUPP” on page 740		NEVER	terminal operator

name USSEND

Legend:

R

Required operand.

Unformatted system services tables coding notes

This information contains coding notes for the unformatted system services (USS) table.

USSTAB macroinstruction

The USSTAB macroinstruction indicates the beginning of a USS table.

USSCMD macroinstruction

The USSCMD macroinstruction is used to define VTAM operator or terminal operator commands.

USSPARM macroinstruction

The USSPARM macroinstruction defines an operand or positional parameter that can be specified on a command identified by the USSCMD macroinstruction. It also defines default values for the operand or positional parameter.

There can be multiple USSPARM macroinstructions associated with a USSCMD macroinstruction. For each operand (keyword and positional), code a USSPARM macroinstruction.

USSMSG macroinstruction

The USSMSG macroinstruction defines VTAM operator messages (ISTxxxx) or terminal operator messages (USSMSGxx).

To determine under what circumstances these messages are issued, see [z/OS Communications Server: SNA Messages](#).

USSEND macroinstruction

The USSEND macroinstruction delimits the end of the USS table.

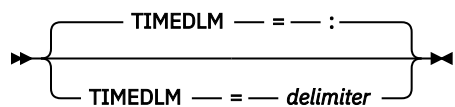
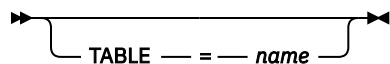
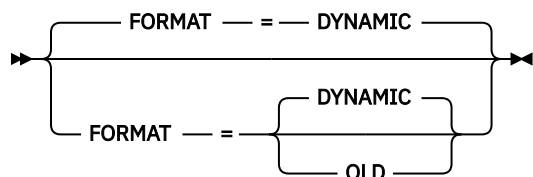
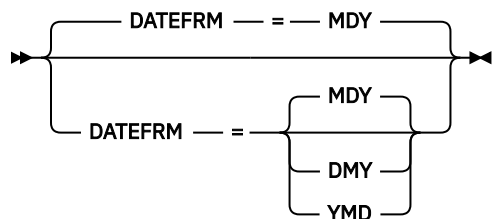
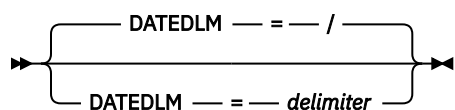
Unformatted system services (USS) tables full syntax

The full syntax for the USS table follows. The syntax for each operand is repeated in [“Operand descriptions” on page 729](#).


USSTAB

➤ *name* ➤

➤ USSTAB ➤

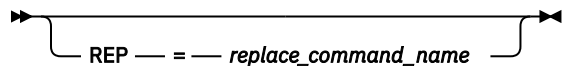
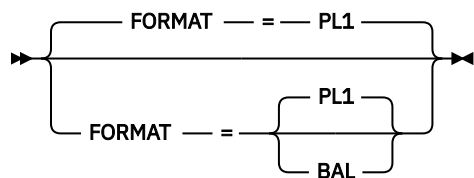


USSCMD




➤ USSCMD ➤

➤ CMD — = — *command_name* ➤



USSPARM



➤ USSPARM ➤

➤ PARM — = — *operand_name* — ➤
 P_number

➤ ————— ➤
 DEFAULT — = — *value*

➤ ————— ➤
 REP — = — *operand_name*

➤ ————— ➤
 TRANSLATE — = — YES
 TRANSLATE — = — YES
 NO

➤ ————— ➤
 VALUE — = — *value*

USSMSG (terminal operator messages)

➤ ————— ➤
 name

➤ USSMSG ➤

➤ BUFFER — = — *buffer_address* — ➤
 (— *buffer_address* — , — LUNAME —)
 (— *buffer_address* — , — SCAN —)

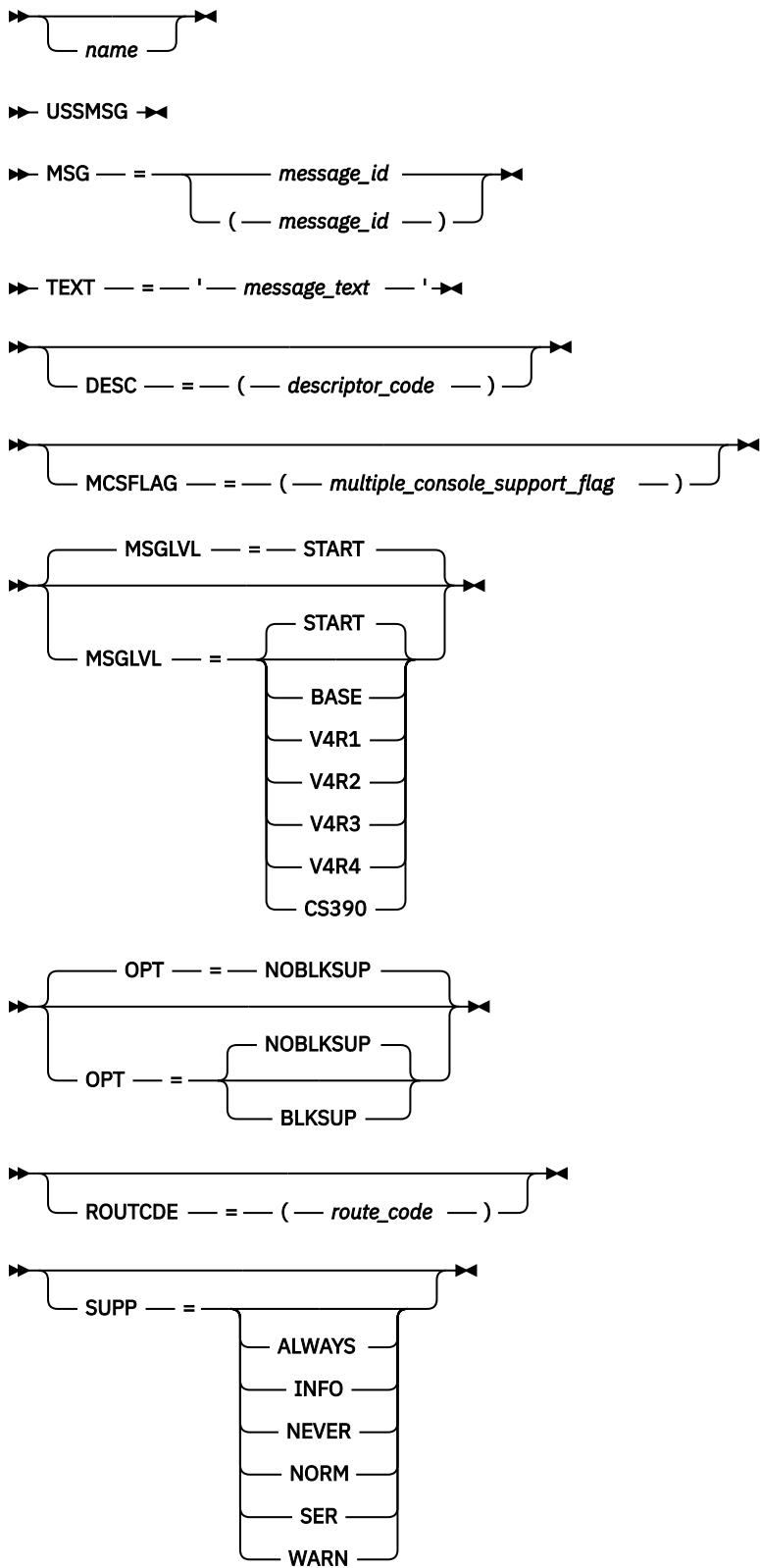
➤ MSG — = — *message_id* — ➤
 (— *message_id* —)

➤ TEXT — = — ' — *message_text* — ' ➤


➤ ————— ➤
 OPT — = — BLKSUP
 OPT — = — BLKSUP
 NOBLKSUP

➤ ————— ➤
 SUPP — = — NEVER
 SUPP — = — NEVER
 ALWAYS

USSMSG (VTAM operator messages)



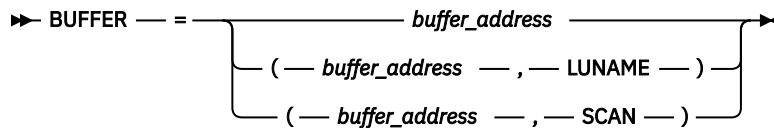
USSEND



Operand descriptions

The following information describes the operands you can code for the USS table.

BUFFER



macroinstructions:

USSMSG

dependencies:

TEXT, OPT, SUPP, terminal operator messages

buffer_address

Specifies the address (name) of an area of storage defined to contain the message text and a header indicating the length of the message text. The storage area must be formatted as shown in [Figure 8](#) on page 729.

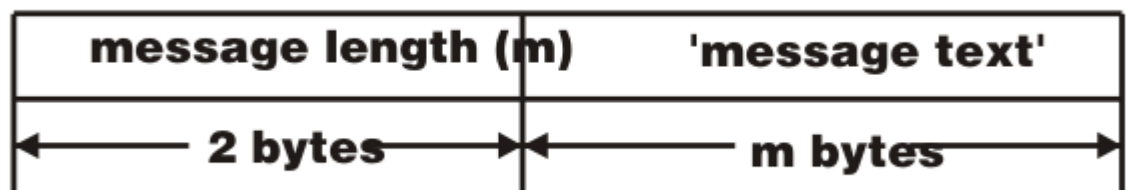


Figure 8. USS message layout in storage

The message text defined in the storage area must follow the rules listed in [“Syntax rules for messages”](#) on page 744.

The message text is sent to the terminal operator as it appears in the storage area. VTAM does not modify or translate the message text (even if FEATUR2=LOWERCSE is specified for the device). You are responsible for including any device-dependent control characters within the message.

LUNAME|SCAN

Specifies that the character strings listed in [Table 83](#) on page 730, will be replaced with the appropriate values in the position in the message where the character string occurred. The entire string specified by BUFFER will be searched, using the character @.

For example, if the following data was in the message text storage area

```
'@@LUNAME IS NOW IN SESSION WITH VTAM, @@@@DATE'
```

the message received at the terminal would look like the following information:

```
'TERMA IS NOW IN SESSION WITH VTAM, 01/04/94'
```

Note: For terminals with large screen sizes, searching the storage area for a character string might be a performance consideration.

Table 83. Valid character strings for message definition

Character string	In message text	Format
@@@@DATE	Current Date	In the format and with the delimiter specified in the DATEFRM and DATEDLM operands on the USSTAB macroinstruction.
@HOSTNET	NETID from Start Options	The network ID is left-aligned and trailing blanks are inserted, if the network ID is fewer than eight characters.
@...@ZONEID	Client IPv6 zone ID	If the IPv6 zone ID exists, it will be included.
@...@IPADD	Client IP Address	39 bytes, leading zeros suppressed, left justified, with trailing blanks if needed. If the IP address type is IPv4 then it will be in dotted-decimal format. If the IP address type is IPv6 it will be in colon-hexadecimal format.
@...@IPHOSTNAME*	DNS Name of client	Name left justified with trailing blanks if fewer than 40 characters in length.
@@LUNAME	Terminal name	The name is left-aligned and trailing blanks are inserted, if the name is fewer than eight characters.
@@@NETID	Network ID	The network ID is left-aligned and trailing blanks are inserted, if the network ID is fewer than eight characters. The network identifier for a nonnative-network-attached terminal is the real network name (the network identifier of the network where the terminal resides), not the name of the network it is attached to.
@@@@@@@@@@@@@@@@@NQN	Network-qualified name	The network-qualified name is left-aligned and trailing blanks are inserted if the network-qualified name is fewer than 17 characters, as <i>networkID.name</i> .
@@PRT	Client Port Address	Five bytes and leading zeros are not suppressed.

Table 83. Valid character strings for message definition (continued)		
Character string	In message text	Format
@@@@RUNAME	Request/response unit	The name of the request or response unit is left-aligned and trailing blanks are inserted, if the RU name is less than ten characters. Applies only to USSMSG07 when coded using the BUFFER operand.
@@@SENSE	Sense code	Eight-character sense code. Applies only to USSMSG07 when coded using the BUFFER operand.
@@SSCPNM	SSCPNAME from Start Options	The SSCP name is left-aligned and trailing blanks are inserted, if the SSCP name is fewer than 8 characters.
@@@@TIME	Current Time	As HH_MM_SS, where an underscore (_) is the delimiter specified on the TIMEDLM operand of the USSTAB macroinstruction.

*IPHOSTNAME must be preceded by 40 @ symbols.

Note:

1. Although a message size of 65535 (X'FFFF') can be specified, ensure that the terminal can support the size of the message specified.
2. BUFFER and TEXT are mutually exclusive. VTAM produces an error message if both the BUFFER and TEXT operands are coded.
3. If start option IPINFO=NONE or IPINFO=DISPONLY is in effect, then the client IP address and DS name of client will not be available for substitution even if they were given to VTAM by the LU.
4. If you code either the OPT or SUPP operands in addition to BUFFER, the OPT or SUPP operand will be ignored.
5. Various ABENDs can occur during USS processing if the USS table is improperly constructed. This is typically a user error because the USS table was incorrectly defined or modified.

ABEND0C4 can occur in the following modules:

- ISTINCF1
- ISTUSCMG

ABEND0A9 RCFF18 can occur in module ISTSSCCU. The most common user error occurs when the USS message is defined using the BUFFER=operand (instead of the TEXT=operand). When defining a USS message using BUFFER=, the message buffer must be constructed as follows:

- USS Message length (2 bytes)
- USS Message text (up to 65535 bytes)

The USS message length field contains the length of the USS message text only (do not include the length of the 2-byte length field in the calculation of the message length).

The following assembler statements show a popular method which can be used to define a USS message and the corresponding buffer when the BUFFER= operand is used:

Somewhere after the USSTAB macro, code the USSMSG macro for the message you wish to define (this example uses USSMSG10):

- USSMSG MSG=10,BUFFER=(MSG10)

Later, usually after the USSEND macro, define the USS message buffer as follows:

```
MSG10      DC  AL2(MSG10E-MSG10S)      * Msg length (2 byte field)
MSG10S     EQU  *                      * Start of USS message
          DC  C'Place up to 65535 bytes of USS message text here'
MSG10E     EQU  *                      * End of USS message
```

Note: The BUFFER= operand specifies the location of the 2-byte length field which is immediately followed by the message text.

CMD

➤ CMD — = — *command_name* ➤

macroinstructions: USSCMD

dependencies: none

Specifies the user-defined command name to which this USSCMD macroinstruction applies. *command_name* can consist of from 1–8 characters, the first of which must be alphabetical (A–Z) or a national character (@, #, or \$).

Note: If two commands are defined with the same *command_name*, the assembly of the table will fail.

DATEDLM

➤ DATEDLM — = — / ➤

➤ DATEDLM — = — *delimiter* ➤

macroinstructions: USSTAB

dependencies: FORMAT=DYNAMIC

Specifies the character to be used as a delimiter to separate the month, day, and year parts of the date where @@@@DATE is specified in the message. The slash (/) is used if DATEDLM is not specified.

DATEDLM is valid only when FORMAT=DYNAMIC.

Note: An ampersand (&) and single quotation mark (') are not valid delimiters.

DATEFRM

➤ DATEFRM — = — MDY ➤

➤ DATEFRM — = — { MDY, DMY, YMD } ➤

macroinstructions: USSTAB

dependencies: FORMAT=DYNAMIC; DATEDLM

Specifies the date format to be used where @@@@DATE is specified in the message text. Note that the delimiter used between the month, day, and year is specified on the DATEDLM operand.

DATEFRM is valid only when FORMAT=DYNAMIC.

DATEFRM=DMY

Specifies the day, followed by month, followed by year as dd_mm_yy, where an underscore (_) is the delimiter specified on the DATEDLM operand.

DATEFRM=MDY

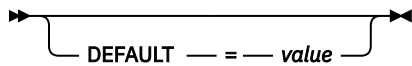
Specifies the month, followed by day, followed by year as mm_dd_yy, where an underscore (_) is the delimiter specified on the DATEDLM operand.

DATEFRM=YMD

Specifies the year, followed by month, followed by day as yy_mm_dd, where an underscore (_) is the delimiter specified on DATEDLM operand.

The DATEFRM operand overrides the DATEFORM start option. If the DATEFRM operand is not specified, the DATEFORM start option takes effect.

DEFAULT



macroinstructions:

USSPARM

dependencies:

VALUE

Specifies a default value to be used if the operand is omitted when the command is entered. If DEFAULT is not specified, the operand is treated as if it were not entered.

If the parameter in the PARM operand allows a network-qualified name to be specified, then the value of DEFAULT can be a network-qualified name.

The DEFAULT and VALUE operands cannot be coded on the same USSPARM macroinstruction. Instead, code two USSPARM macroinstructions with the same value specified for PARM. The macroinstruction specifying VALUE must precede the one containing the DEFAULT operand. If REP is to be specified, it must be on the macroinstruction containing the VALUE operand.

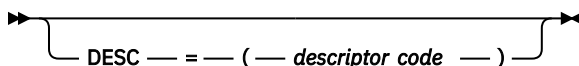
The default value (*value*) must follow the rules for coding assembler DC statements for character (C-type) constants. For example, if you want the following character string for *value*

```
' DUMP '
```

code

```
DEFAULT= ' DUMP '
```

DESC



macroinstructions:

USSMSG

dependencies:

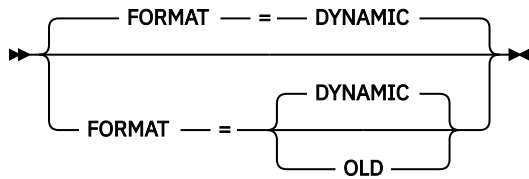
VTAM operator messages only

Specifies the descriptor code to be used for this message. This operand is coded exactly like, and has the same meaning as, the DESC operand of the WTO or WTOR macroinstruction. For information about how to code this operand, see [z/OS MVS Programming: Authorized Assembler Services Reference SET-WTO](#).

This operand applies only to messages that are sent to the VTAM operator. VTAM ignores this operand when sending a message to a program operator.

If the DESC operand is omitted or is specified with a null value (DESC=), VTAM uses the DESC value specified for this message ID in the next USS table searched.

FORMAT (USSTAB)



macroinstructions:

USSTAB

dependencies:

none

Specifies how the USS table will be formatted.

FORMAT=DYNAMIC

Specifies that the MODIFY TABLE command can be used to dynamically replace the USS table. Also, use FORMAT=DYNAMIC to permit terminal operators to specify the USS table using the LANGTAB operand on a USS command.

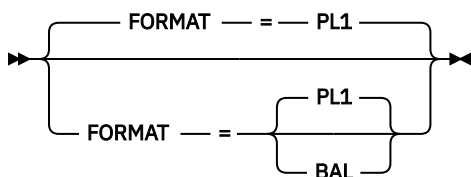
Specifying FORMAT=DYNAMIC can significantly reduce the CPU time required to search for VTAM operator messages. See [z/OS Communications Server: SNA Operation](#) for more information about dynamically replacing the USS table.

FORMAT=DYNAMIC is coded in both the IBM-supplied USS tables — ISTINCNO and ISTINCDT.

FORMAT=OLD

Specifies that the table is not dynamically replaceable.

FORMAT (USSCMD)



macroinstructions:

USSCMD

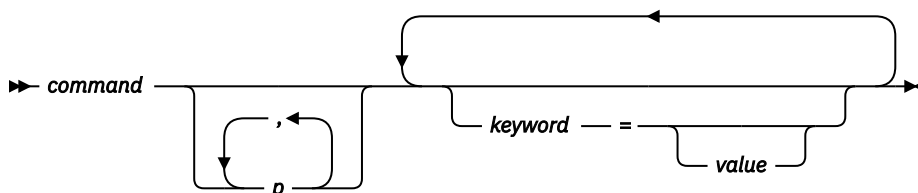
dependencies:

none

Specifies the syntax of the user-defined command to be entered by the terminal operator.

FORMAT=BAL

Specifies the user-defined command specified on this USSCMD macroinstruction is in Basic Assembler Language (BAL) syntax.



command

Identifies the command. It is followed by one or more blanks.

p

Used to specify one or more positional operand. Positional operands are entered in the format P_n , where n is the position number of the operand. Each operand (unless it is the last in the command) is followed by a comma. Positional operands must appear before any keyword operands.

keyword

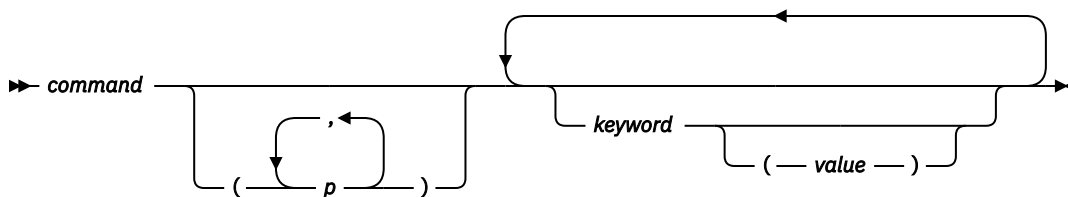
Used to specify keyword operand associated with the command. Each operand (unless it is the last in a command) is followed by a comma.

value

The value assigned to a keyword operand.

FORMAT=PL1

Specifies the user-defined command specified on this USSCMD macroinstruction is in PL/1 programming syntax.

**command**

Identifies the command. It is followed by one or more blanks or by a left parenthesis (that is, positional operands).

p

Specifies one or more positional operands. Positional operands are entered in the format P_n , where n is the position number. If positional operands are used, the parentheses must be coded.

keyword

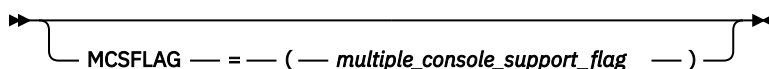
Used to enter each operand parameter. Each operand must be followed by one or more blanks or by a value enclosed in parentheses.

value

The value assigned to a keyword operand.

See “Syntax rules for terminal operator commands” on page 747 for a description of the syntax, the input character set, and BAL and PL/1 value restrictions.

Note: If the USS table is to be searched twice (REP=VERB coded), this operand is ignored on the second pass of USS processing.

MCSFLAG

macroinstructions:

USSMSG

dependencies:

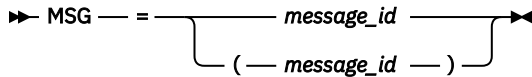
VTAM operator messages only

Specifies the multiple console support flags to be used for this message. This operand is coded exactly like, and has the same meaning as, the MCSFLAG parameter of the WTO or WTOR macroinstruction. For information about how to code this operand, see [z/OS MVS Programming: Authorized Assembler Services Reference SET-WTO](#).

If the MCSFLAG operand is omitted or is specified with a null value (MCSFLAG=), VTAM uses the MCSFLAG value specified for this message ID in the next USS table searched.

If MCSFLAG is not coded in any of the USS tables that are searched, its value will default to zero.

MSG



macroinstructions:

USSMSG

dependencies:

none

Specifies which message or messages will be defined by this macroinstruction.

Terminal operator messages

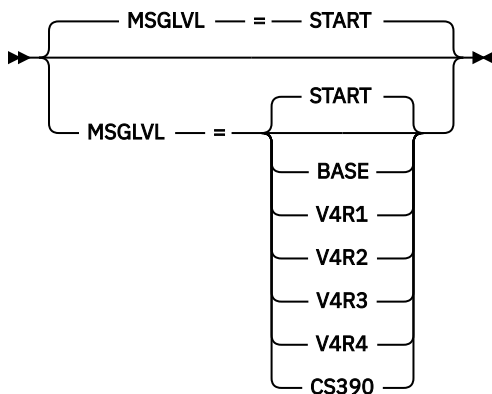
Enter decimal integers in the range 0–14. The numbers 0–14 correspond to the USS messages with message IDs of USSMSG00 through USSMSG14, respectively. See [z/OS Communications Server: SNA Messages](#) for a description of USSMSG00 through USSMSG14.

Note: USSMSG00 and USSMSG10 are not defined in the IBM-supplied USS table. If you do not define these messages, no messages are sent for these conditions.

VTAM operator messages

To define a VTAM message, specify a valid VTAM message ID. Enter the entire message ID in its correct format (for example, MSG=IST123I).

MSGLVL



macroinstructions:

USSMSG

dependencies:

VTAM operator messages only

Specifies the version of the message to issue on a message-by-message basis. MSGLVL is valid only for those messages listed in [z/OS Communications Server: SNA Messages](#). The value specified on the MSGLVL operand overrides the MSGLEVEL start option value for this message.

The V4R1 and above messages often use network-qualified names for session-capable resources to enable you to know specifically which resource is affected by the message. You can choose to have VTAM issue the message that uses non-network qualified names to the VTAM operator console, but be aware that the messages that use network-qualified names might be more descriptive. Because the MSGLEVEL start option has a default value of BASE, you do not have to do anything if you want VTAM to issue the pre-V4R1 messages.

For example, message


```
IST073I  command for ID=nodename FAILED - MORE POWERFUL REQUEST IN PROGRESS
```

has been replaced by the following message group

```
IST1129I  command FAILED, nodename - DEACTIVATE PENDING
IST1045I  NODE TYPE = nodetype
IST314I   END
```

If you want to continue to get IST073I, code the following information:

```
[name]    USSMSG      MSG=IST1129I,MSGLVL=BASE
```

MSGLVL=BASE

Specifies that for the message number indicated on the MSG operand, issue the pre-V4R1 message that this message number replaces, regardless of the value coded on the MSGLEVEL start option.

For messages replaced by message groups, to get the base message, code MSGLVL=BASE for the first message in the group. See [z/OS Communications Server: SNA Messages](#) for a list of messages supported by the MSGLVL operand.

Note: If you specify MSGLVL=BASE and if there are duplicate names in your SNA interconnected networks, you might not know which resource the message applies to.

MSGLVL=START

Specifies that for the message number indicated on the MSG operand, issue the version of the message specified on the MSGLEVEL start option. START is the default for only those messages supported by the MSGLVL operand.

MSGLVL=V4R1

Specifies that for the message number indicated on the MSG operand, issue the V4R1 message or messages, regardless of the value specified on the MSGLEVEL start option. See [z/OS Communications Server: SNA Messages](#) for a list of V4R1 messages supported by the MSGLVL operand.

MSGLVL=V4R2

Specifies that for the message number indicated on the MSG operand, issue the V4R2 message or messages, regardless of the MSGLVL value specified on the MSGLEVEL start option. See [z/OS Communications Server: SNA Messages](#) for a list of messages supported by the MSGLVL operand.

MSGLVL=V4R3

Specifies that for the message number indicated on the MSG operand, issue the V4R2 message or messages, regardless of the MSGLVL value specified on the MSGLEVEL start option. See [z/OS Communications Server: SNA Messages](#) for a list of messages supported by the MSGLVL operand.


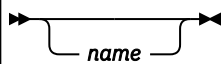
MSGLVL=V4R4

Specifies that for the message number indicated on the MSG operand, issue the V4R2 message or messages, regardless of the MSGLVL value specified on the MSGLEVEL start option. See [z/OS Communications Server: SNA Messages](#) for a list of messages supported by the MSGLVL operand.

MSGLVL=CS390

Specifies that for the message number indicated on the MSG operand, issue the z/OS Communications Server message or messages, regardless of the MSGLVL value specified on the MSGLEVEL start option. See [z/OS Communications Server: SNA Messages](#) for a list of messages supported by the MSGLVL operand.

name

	
macroinstruction: USSTAB	macroinstruction: USSCMD; USSPARM; USSMSG; USSEND

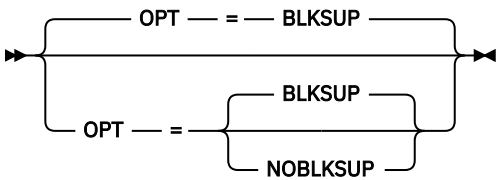
For USSCMD, USSPARM, USSMSG, USSEND

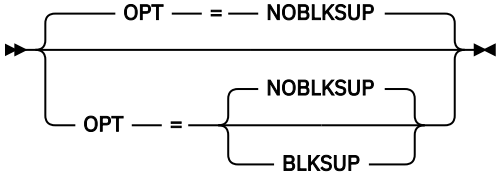
Specifies the name assigned to the macroinstruction.

For USSTAB

Specifies the required CSECT name for the USS table.

OPT

For terminal operator	
	
macroinstructions:	USSMSG
dependency:	BUFFER

For VTAM operator	
	
macroinstructions:	USSMSG
dependency:	none

Indicates if extraneous blanks are to be suppressed from the defined message.

OPT=BLKSUP

Specifies that extraneous blanks are to be suppressed from the message. Any sequence of two or more blanks is to be converted into a single blank.

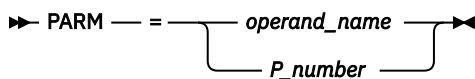
OPT=NOBLKSUP

Specifies that extraneous blanks are not to be suppressed from the message. Any sequence of two or more blanks is to be presented unchanged in the message.

Note:

1. For terminal operators VTAM ignores the OPT operand, if both OPT and BUFFER are specified.
2. It is recommended that OPT=NOBLKSUP be used for any message that is part of a tabular display.
3. If the OPT operand is omitted or is specified with a null value (OPT=), VTAM uses the OPT value specified for this message ID in the next USS table searched.

PARM



macroinstructions:	USSPARM
--------------------	---------

<i>dependencies:</i>	<i>none</i>
----------------------	-------------

Specifies a user-defined keyword or positional parameter that can be coded in the user-defined command identified by the USSCMD definition.

PARM=operand_name

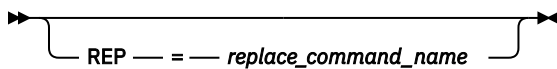
Specifies the keyword parameter in the user-entered command to which this USSPARM macroinstruction applies. *operand_name* must be 1–8 alphanumeric characters.

PARM=P_number

Specifies a positional parameter, where *number* is a decimal integer from 1 to the maximum number of positional parameters for the command. *P_number* indicates the positional parameter in the user-entered command to which this USSPARM macroinstruction applies.

See Example 2 in Appendix B, “Examples of USS command conversion,” on page 1173 for an example of positional and keyword parameters.

REP (USSCMD)

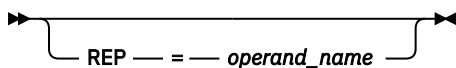


<i>macroinstructions:</i>	<i>USSCMD</i>
<i>dependencies:</i>	<i>none</i>

Specifies the valid command that is to replace the user-defined command specified by the CMD operand. See Example 2 in Appendix B, “Examples of USS command conversion,” on page 1173 for an example of a user-defined command that is to be replaced.

If the REP operand is not coded, the value specified in the CMD operand is used. In this case, CMD must specify a valid command. See Example 5 in Appendix B, “Examples of USS command conversion,” on page 1173 for an example.

REP (USSPARM)



<i>macroinstructions:</i>	<i>USSPARM</i>
<i>dependencies:</i>	<i>none</i>

REP=operand_name

Specifies the parameter is replaced with *operand_name*. The value for *operand_name* must be 1–8 alphanumeric characters. The value of the operand is assigned from the parameter specified by PARM. If PARM specifies an keyword parameter, its value is assigned to the operand specified by REP. If PARM specifies a positional parameter, its value is treated as if it were an operand value and it is assigned to the operand specified by REP.

If REP is not coded, it takes the value of PARM. (That is, the user-entered parameter is used as entered.)

Positional parameters such as P1 and P2 can also be used as operands. For multiple specifications of the same parameter, the last value specified is used (as shown in Example 3 in Appendix B, “Examples of USS command conversion,” on page 1173).

REP=VERB

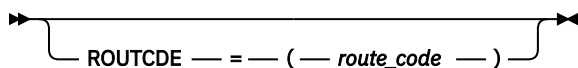
Indicates that the command is replaced with the value of the VALUE operand. The USS table is then searched a second time, matching this new command to the value of a CMD operand on a USSCMD macroinstruction.

For example using the following USS macroinstructions, if the operator enters MODIFY DUMP, during a second pass of the USS table VTAM will look for USSCMD CMD=DUMP.

```
USSCMD CMD=MODIFY
USSPARM PARM=DUMP,REP=VERB,VALUE=DUMP

USSCMD CMD=DUMP
USSPARM PARM=DUMPDS
```

ROUTCDE



macroinstructions:

USSMSG

dependencies:

VTAM operator messages only

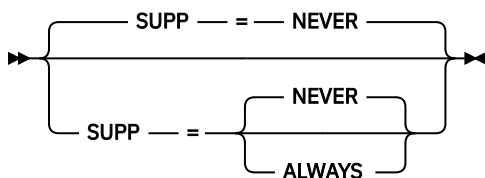
Specifies the routing code to be used for this message. This operand is coded exactly like, and has the same meaning as, the ROUTCDE operand of the WTO or WTOR macroinstruction. For information on how to specify this operand, see [z/OS MVS Programming: Authorized Assembler Services Reference SET-WTO](#).

This operand applies only to messages that are sent to the VTAM operator. VTAM ignores this operand when sending a message to a program operator.

If the ROUTCDE operand is omitted or is specified with a null value (ROUTCDE=), VTAM uses the ROUTCDE value specified for this message ID in the next USS table searched.

SUPP

Terminal operator



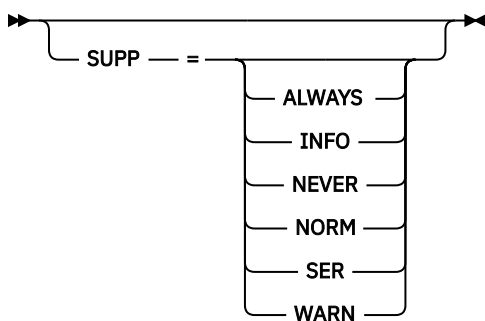
macroinstruction:

USSMSG

dependency:

BUFFER

VTAM operator



macroinstruction:

USSMSG

dependency:

none

Specifies the message suppression class to be used for this message. The message suppression class for a message, along with the SUPP start option and the MODIFY SUPP command, determines whether a particular message will be suppressed by VTAM.

If the SUPP operand is omitted or is specified with a null value (SUPP=), VTAM uses the SUPP value specified for this message ID in the next USS table searched.

You cannot suppress individual VTAM messages in a multi-line WTO (MLWTO) message (that is, messages identified as issued as part of a message group). You can suppress message groups by suppressing the message identified as the first in the group. See [z/OS Communications Server: SNA Messages](#) to identify messages issued as part of a group.

SUPP=ALWAYS

Specifies that this message is always to be suppressed, regardless of what level of message suppression is in effect.

SUPP=INFO

Specifies that this message is to be in the informational message suppression class.

SUPP=NEVER

Specifies that this message is never to be suppressed, regardless of what level of message suppression is in effect. That is, this message should always be written.

SUPP=NORM

Specifies that this message is to be in the normal message suppression class.

SUPP=SER

Specifies that this message is to be in the serious message suppression class.

SUPP=WARN

Specifies that this message is to be in the warning message suppression class.

For terminal operators

- INFO, NORM, SER, or WARNING may also be coded for SUPP, but each of these is processed as though SUPP=NEVER were specified.
- If you code both the SUPP and BUFFER operands, VTAM ignores SUPP.

TABLE

➤ **TABLE** — = — *name* — ➤

macroinstructions:

USSTAB

dependencies:

none

Specifies a translation table to be used by VTAM to translate character-coded commands. If the table is not part of the module containing USSTAB, an EXTRN statement must be coded for the specified name.

If no translation table is specified, VTAM uses the translation table associated with the IBM-supplied USS table (or its user-written replacement). If the IBM-supplied table (or its user-written replacement) does not have a translation table, VTAM does no character translation.

TEXT

➤ **TEXT** — = — ' — *message_text* — ' — ➤

macroinstructions:

USSMSG

dependencies:

BUFFER (terminal operator)

Specifies the text to replace the USS messages identified by the MSG operand. The message text provided here must follow the rules listed in [“Syntax rules for messages” on page 744](#).

Note: For a terminal operator message, VTAM produces an error message if you code both the BUFFER and TEXT operands.

On TEXT, you can place any combination of the character strings described in [Table 83 on page 730](#); VTAM will replace the strings with the values shown in the table.

For example, the message definition

```
TEXT='@@@LUNAME IS NOW IN SESSION WITH VTAM'
```

produces the following message:

```
TERMA      IS NOW IN SESSION WITH VTAM
```

Note: The message appears as shown above, even if OPT=BLKSUP is coded.

If the LUNAME has 8 characters, it produces a message like the following information:

```
TERMBBBBB IS NOW IN SESSION WITH VTAM
```

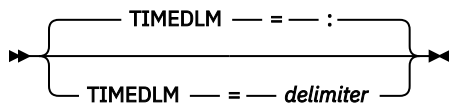
An example using date and time follows:

```
TEXT='IT IS @@@@TIME ON @@@@DATE'
```

produces a message like the following information:

```
IT IS 10:14:51 ON 10/10/91
```

TIMEDLM



macroinstructions:

USSTAB

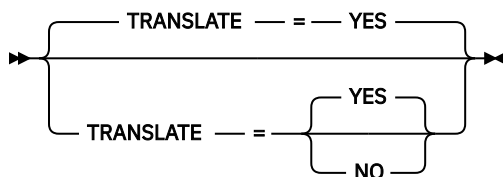
dependencies:

FORMAT=DYNAMIC

Specifies the character to be used as a delimiter to separate the hour, minutes, and seconds parts of the time. The colon (:) is used if TIMEDLM is not specified. The ampersand (&) and single quote (') are not valid.

TIMEDLM is valid only when FORMAT=DYNAMIC, and is not supported by pre-V4 VTAMs.

TRANSLATE



macroinstructions:

USSPARM

dependencies:

none

Specifies if translation will occur for the specified USSPARM

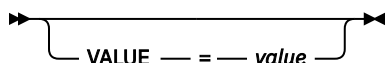
TRANSLATE=YES

Specifies the USSPARM will be translated using the translation table associated with the USS table this USSPARM is coded in, unless the character string is within single quotation marks. Character strings within single quotation marks are not translated. TRANSLATE=YES is the default.

TRANSLATE=NO

Specifies that the USSPARM will not be translated. TRANSLATE=NO is intended to be coded on the USSPARM for DATA only when the data contains a mixed case password and the destination application supports mixed case passwords. For more information about [mixed case passwords](#), see [z/OS Communications Server: SNA Network Implementation Guide](#).

VALUE



macroinstructions:

USSPARM

dependencies:

DEFAULT

Specifies the default value to be used if the operand specified by the PARM operand is entered without a value (see Example 3 in [Appendix B, “Examples of USS command conversion,”](#) on page 1173).

VALUE is in contrast with the DEFAULT operand, which specifies the default to be used if the operand itself is not entered.

Note:

1. If multiple VALUE operands are specified for the same operand, the first VALUE operand is used.
2. If the parameter in the PARM operand allows a network-qualified name to be specified, then the value of VALUE can be a network-qualified name.
3. The DEFAULT and VALUE operands cannot be coded on the same USSPARM macroinstruction. To use both operands, code two USSPARM macroinstructions with the same value specified for PARM. The macroinstruction specifying VALUE must precede the one containing the DEFAULT operand. If REP is to be specified, it must be on the macroinstruction containing the VALUE operand. For example,

```
USSPARM P=T,REP=TYPE,VALUE=COND
USSPARM P=T,REP=TYPE,DEFAULT=COND
```

Customizing messages

VTAM provides an extensive set of messages that provide information to a terminal operator, to a program operator, or to a VTAM operator. You can redefine any of these messages by coding a USSMSG macroinstruction for each message to be redefined. These USSMSG macroinstructions are included in a user-defined USS table that is associated with the terminal, a program operator application, or the system console (for messages to the VTAM operator).

Using the USSMSG macroinstruction, you can change the message text and suppression class of any message.

Note:

1. For information on changing message characteristics, see [z/OS Communications Server: SNA Messages](#).
2. For more information on how you can use the MVS Message Service to change the text of USS messages received by terminal users, see [z/OS Communications Server: SNA Network Implementation Guide](#).
3. Because program operator applications depend on VTAM messages, changes to the operator messages could disrupt the functioning of a program operator applications.

A message might be only partially defined in a USS table. This allows options on messages to be received from a USS table that is next in the search order hierarchy. See [“Order of USS table use” on page 721](#) for more information on the search order for USS tables.

More than one message can be defined using a single USSMSG macroinstruction. If more than one message ID is specified, all of the corresponding messages are changed by the operands specified with this macroinstruction.

The USSMSGxx messages have VTAM equivalents defined in the IBM-supplied USS tables. For example, ISTINCNO specifies

```
USSMSG MSG=(IST455I,11)
```

to define VTAM message IST455I and USSMSG11. These messages can be redefined using a single USSMSG macroinstruction.

[Table 84 on page 744](#) shows the VTAM message equivalent of USSMSG00 to USSMSG14.

<i>Table 84. USS messages and VTAM message equivalents</i>	
USS message number	VTAM operator message
0	IST457I
1	IST450I
2	IST451I
3	IST452I
4	IST453I
6	IST792I
8	IST454I
11	IST455I
12	IST456I
14	IST458I

Note: Allowing the default USSMSG10 to be sent to a non-SNA printer could cause printer forms to be out of alignment. You can avoid this by coding a separate USSTAB for these printers and coding USSMSG10 in this table as follows:

```
USSMSG MSG=10,BUFFER=BUF10
BUF10      DC      X'0003F57A19'
```

Syntax rules for messages

When preparing USS messages to be sent to a terminal operator, to a VTAM operator, or to a program operator, the following rules apply:

- Single quotation marks in the message text must be specified as in the assembler DC statement for character (C-type) constants.
- The message text must conform to the rules for coding an assembler DC statement for character (C-type) constants. Alternatively, if noncharacter message text is required, the TEXT operand can be specified as a sublist, with each entry coded as the full operand of an assembler DC statement. If the sublist form is used, the assembler does boundary alignment processing. For example,

```
TEXT=(A(0),C'SAMPLE MESSAGE')
```


might result in some leading zeroes being supplied by the assembler to ensure that the "A(0)" part of the text is located on a fullword boundary. This could be avoided by specifying

```
TEXT=(AL4(0),C'SAMPLE MESSAGE')
```

- If the message text contains blanks (X'40'), OPT=BLKSUP should not be specified for this message, because VTAM might delete some of the X'40' characters (unless that is what you want).
- You cannot use the 3270 control commands and orders when creating USS messages for SNA devices. For further information, see the component description manual for the appropriate control unit and attached devices.
- When VTAM issues a message, it can supply one or more variable data character strings to be inserted in the message text. The location of the variable data character strings in the message text is indicated by numbered or unnumbered percent signs (%).
 - Numbered percent signs are used when a message has more than one variable character string. The first variable data string is represented by %(1), the second string by %(2), and so on, for as many strings as are provided by VTAM.
 - An unnumbered percent sign is the same as specifying %(1).

You can rearrange the order of the percent signs in a message to change the order of the variable data in a message.

For example, if the message definition for IST380I:

```
TEXT='ERROR FOR ID = %(1) - REQUEST: %(2), SENSE: %(3)'
```

results in the message

```
ERROR FOR ID = NODE1234 - REQUEST: CDINIT, SENSE: 087D0001
```

Then this message definition for IST380I:

```
TEXT='%(2) REQUEST RECEIVED SENSE %(3) FOR NODE %'
```

results in the message

```
CDINIT REQUEST RECEIVED SENSE 087D0001 FOR NODE NODE1234
```

Note: Noncharacter data should not contain percent signs (X'6C') because VTAM interprets a percent sign as a point at which to insert variable data into the message.

- Variable text can be used more than once in the same message or can be omitted in the redefined message.

```
TEXT='ERROR FOR ID = %(1) - REQUEST: %(2), SENSE: %(3)%(2)'
```

would result in the message

```
ERROR FOR ID = NODE1234 - REQUEST: CDINIT, SENSE: 087D0001-CDINIT
```

- If the number of a percent sign is greater than the number of variable data character strings provided for that message, that percent sign is replaced by the last available variable data.

For example, if %(7) were specified for the following message, the values for %(3) will be used.

```
TEXT='ERROR FOR ID = %(1) - REQUEST: %(2), SENSE: %(3)'
```

[z/OS Communications Server: SNA Messages](#) shows the number and location of the variable data character strings in each VTAM message. It also provides a message explanation that includes a description of what type of data can appear in each character string.

- The maximum length of a message after replacement of any percent signs is 251 characters. If a message exceeds 251 characters, the USS table will not assemble. The maximum limit for messages

in a message group is 60 characters for each message. Message will be truncated if maximum is exceeded.

- Do not change the message ID that appears in the text of a VTAM operator message. If you do, you could affect IBM's ability to service your product.
- The following characters can be used for USS messages:
 - 26 uppercase and lowercase letters: A–Z, a–z
 - 3 national characters: \$ # @
 - 10 numerical digits: 0–9
 - All graphic characters greater than or equal to X'40' (with the exception of X'6C' which is the percent sign)

National characters (and any graphic or control characters not listed above) are sent to a terminal user only if present in user-specified message replacements specified through the BUFFER operand of the USSMSG macroinstruction.

Note: (For terminal operator messages only.) Because control characters are device-dependent, you should not include them in the data defined by the TEXT or BUFFER operands, unless you can select the appropriate character for the device to which the message will be sent. You may use the percent sign and blanks in data defined by the BUFFER operand. However, do not include the percent sign or blanks in the TEXT operand data because USS treats them differently.

Defining VTAM operator commands

VTAM operator commands use the Basic Assembler Language (BAL) format. You have the option of specifying PL/I format for all USS commands in your USS table. This is not recommended, however, because using different formats for the VTAM commands might be confusing.

Unlike messages, a command must be completely defined in a single USS table.

Syntax rules for VTAM operator commands

The first two parts of each command, the command name and the first operand cannot be changed by the USS table.

Command	1st Operand
DISPLAY	NET
MODIFY	procname
VARY	NET

All other operands of a VTAM command can be changed in a user-defined table.

Note: The VTAM START and HALT commands cannot be changed through a USS table.

Include definitions for all operands, even if you are not redefining all of them. Any operand that does not appear in the user table will be passed unconverted to the command processor.

- Operands that describe the command function (such as TERM on the VARY NET,TERM command, ADJSSCPS on the DISPLAY NET,ADJSSCPS) cannot be changed. However, other operands can be redefined (such as LU1, LU2, and NOTIFY on the VARY NET,TERM command).

```
VARY NET,TERM,LU1=1uname,LU2=1u2name,NOTIFY=YES
```

- Keyword operands can be converted into another operand with the same value. For example

```
MODIFY MSG=YES
```

can be converted into

```
MODIFY MSGMOD=YES
```

- It is also possible to specify a default value to be used if the operand is omitted or specified without a value.

```
USSPARM PARM=MSGMOD,VALUE=YES  
USSPARM PARM=MSGMOD,DEFAULT=YES
```

```
MODIFY procname,MSGMOD=,  
MODIFY procname
```

- An operand value specified by the operator cannot be replaced using the USS table.

For example,

```
MODIFY procname,MSGMOD=NO
```

cannot be converted into

```
MODIFY procname,MSGMOD=YES
```

- Commands cannot be redefined to perform more than one function. For example, the following commands

```
DISPLAY NET,CDRMS  
DISPLAY NET,CLSTRS
```

cannot be converted to one command

```
DISPLAY NET,CDRMS,CLSTRS
```

Defining terminal operator commands

VTAM recognizes the following terminal operator commands that originate from a terminal operator. These terminal operator commands are received from a logical unit that sends unformatted character-coded logon and logoff requests:

- “LOGON command” on [page 748](#)
- “LOGOFF command” on [page 752](#)
- “IBMTTEST command” on [page 755](#)

VTAM converts each of these unformatted commands into a field-formatted SNA request.

Syntax rules for terminal operator commands

The following syntax rules apply to commands you define for terminal operator commands. If these rules are not followed, use an interpret table to convert the character-coded command into a formatted SNA request.

- The following characters are allowed:
 - All graphics characters (greater than or equal to X'40')
 - BS (backspace: X'16')
 - HT (horizontal tab: X'05')
 - IRS (interchange record separator: X'1E')
 - NL (new line: X'15')

Note: New line characters are deleted from the character string before translation if you specify SSCPFM=FSS or SSCPFM=USSSCS on the LU definition statement.

- Command names and operand values that identify a name can contain 1–8 characters in the following format:

1st character	alphabetical (upper or lowercase) or the national characters @, #, or \$
2nd to 8th characters	alphanumeric or the national characters @, #, or \$

- Command names cannot contain commas except between paired single quotation marks or parentheses.
- Commands names in the BAL format cannot contain blanks or horizontal tab characters except between the command and first operand or between paired single quotation marks.
- For PL/1 format, operand values cannot contain semicolons except between paired single quotation marks. Positional operand values cannot contain commas except between paired single quotation marks.
- Operand values cannot contain blanks, horizontal tabs, or unpaired parentheses except between paired single quotation marks.

Note: There cannot be an odd number of single quotation marks.

- For BAL commands, the terminal operator cannot use the following items for operand values:
 - Commas except between paired single quotation marks or parentheses
 - A positional parameter cannot contain equal signs except between paired parentheses or single quotation marks
- Operand values can contain any of the following characters:
 - All graphics characters (greater than or equal to X'40')
 - BS (backspace: X'16')
 - HT (horizontal tab: X'05')
 - Data entered from a magnetic card reader

Note: Magnetic card data from a BSC or type 1 PU 3270 device is supported only if the card data is used as the last data in a value within quotation marks for the last operand of a USS command. Press the CLEAR key before you enter a character-coded command that contains magnetic card reader data.

LOGON command

The LOGON command allows the terminal operator to request a session with an application program.

Table 85. LOGON command and operands

Command	Operands	Page	Req	Default	Restrictions, dependencies
LOGON	APPLID(<i>appl_prog_name</i> or <i>usvar_name</i>)	“APPLID” on page 750	R		
	DATA(<i>user_data</i>)	“DATA” on page 750			
	LANG(<i>language_code</i> or <i>language_name</i>)	“LANG” on page 750			
	LANGTAB(<i>uss_table_name</i> , <i>language_code</i>)	“LANGTAB” on page 751			

Table 85. LOGON command and operands (continued)

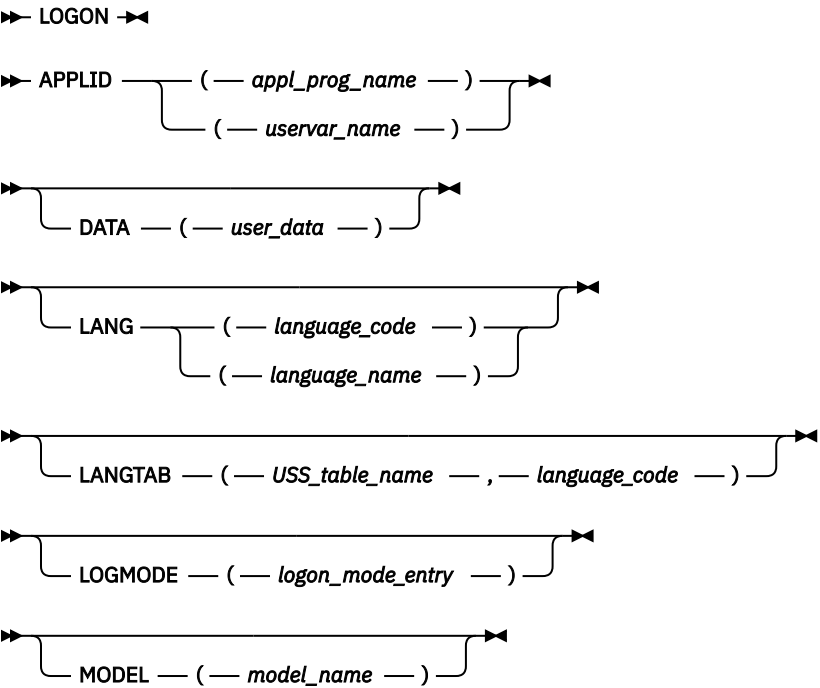
Command	Operands	Page	Req	Default	Restrictions, dependencies
	LOGMODE(<i>logon_mode_entry</i>)	“LOGMODE” on page 751			
	MODEL(<i>model_name</i>)	“MODEL” on page 751			
	PRINTER1(<i>primary_printer_name</i>)	“PRINTER1” on page 751			
	PRINTER2(<i>alternate_printer_name</i>)	“PRINTER2” on page 752			

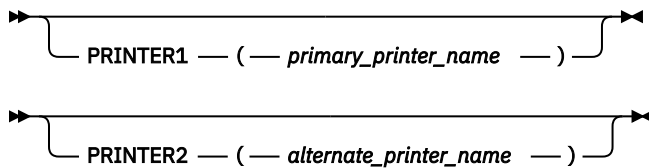
Legend:

R
Required operand.

Full syntax

The full syntax for the LOGON command follows. The syntax for each operand is repeated in [“Operand descriptions” on page 750](#).

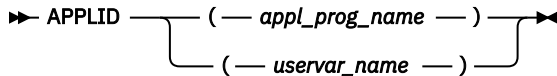




Operand descriptions

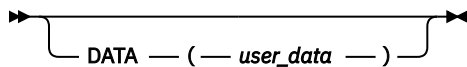
The following information describes the operands you can code for the LOGON command.

APPLID



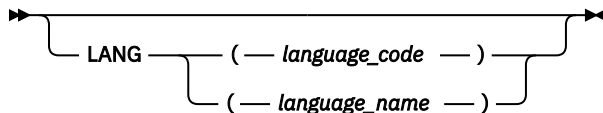
Specifies the name of the application program or character string specified by the SEQNCE entry in the interpret table (USERVAR) with which a session is to be established. For more information on network regulations regarding name specification, see [“APPL definition statement” on page 32](#).

DATA



Specifies user data to be made available to the application program's logon exit routine. To embed blanks, code *user_data* as a single-quoted string. The application receiving the user data will not receive the quotes.

LANG



dependencies:

MVS Message Service active

Specifies the language in which the terminal operator will receive USS messages from the MVS Message Service. You are responsible for defining these USS messages to the MVS Message Service and for having the MVS Message Service active in the host. Otherwise, the terminal operators will not receive USS messages from the MVS Message Service in the language of their choice. The terminal user continues to receive USS messages in the specified language, until the terminal user enters another valid USS command using the LANG operand.

For the LOGON command only, the specified language is also passed to the application program during logon processing.

If you enter this operand without a *language_code* or *language_name* specified the MVS Message Service is not used for USS messages.

Note: If the MVS Message Service is not currently active, the LANG operand is ignored.

LANG(*language_code*)

Specifies a 3-character code that indicates a valid language. For a list of valid language code values, see [z/OS Communications Server: SNA Programming](#).

(LANG=language_name)

Specifies the character string associated with a language. You can use the MVS Message Service to define your own values for the *language_name*.

For information on the MVS Message Service, see [z/OS MVS Planning: Operations](#) and *IBM Tivoli NetView for z/OS Installation: Getting Started*.

LANGTAB

→ **LANGTAB** — (— *USS_table_name* — , — *language_code* —) →

Specifies the session-level USS table that VTAM uses for USS messages and commands. It also specifies the language that is passed to the application program. This operand provides the same function as the LANG operand, except it does not use the MVS Message Service.

USS_table_name

Specifies the USS table that VTAM will search first for USS messages and commands. VTAM uses this USS table until the terminal operator issues another USS command using the LANGTAB operand.

language_code

Specifies a 3-character code used to specify the language that is passed to the application program during logon processing. If a valid LANG operand is also specified and the MVS Message Service is active, this parameter is overridden by the language specified with the LANG operand. For a list of valid values and for details about how the application obtains this information, see [z/OS Communications Server: SNA Programming](#).

Note:

1. If you enter this operand without a USS table name, it removes the LANGTAB USS table (specified earlier) from the search hierarchy.
2. If you enter this operand without a language code, the application receives the language from the LANG operand of the MODEENT macroinstruction (specified by LOGMODE).

LOGMODE

→ **LOGMODE** — (— *logon_mode_entry* —) →

Specifies the logon mode entry that is used to select a set of session parameters for the session to be established.

MODEL

→ **MODEL** — (— *model_name* —) →

Specifies the 1–8 character model name to be passed to the application program during logon processing.

If this operand is entered with a name, the data it contains is used. Table specifications on the terminal's definition statement are ignored for that type of data during the current session.

If this operand is entered without a name value, an override with null data results, and no model name data is sent to the application program for the requested session.

PRINTER1

→ **PRINTER1** — (— *primary_printer_name* —) →

Specifies the primary printer name to be passed to the application program during logon processing.

If this operand is entered with a name, the data it contains is used. Table specifications on the terminal's definition statement are ignored for that type of data during the current session.

If this operand is entered without a name value, an override with null data results, and no primary printer name data is sent to the application program for the requested session.

PRINTER2

PRINTER2 — (— *alternate_printer_name* —)

Specifies the alternate printer name to be passed to the application program during logon processing.

If this operand is entered with a name, the data it contains is used. Table specifications on the terminal's definition statement are ignored for that type of data during the current session.

If this operand is entered without a name value, an override with null data results, and no alternate printer name data is sent to the application program for the requested session.

LOGOFF command

The LOGOFF command allows the terminal operator to request that a session with an application program be ended.

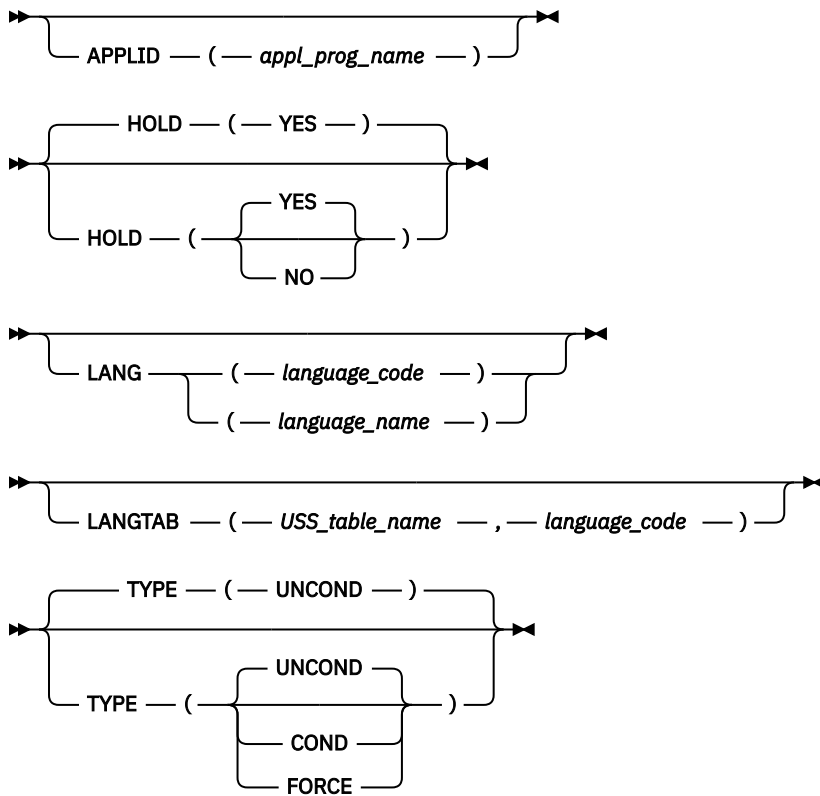
Table 86. LOGOFF command and operands

Command	Operands	Page	Req	Default	Restrictions, dependencies
LOGOFF	APPLID(<i>appl_prog_name</i>)	“APPLID” on page 753			
	HOLD(YES or NO)	“HOLD” on page 753		YES	token ring
	LANG(<i>language_code</i> or <i>language_name</i>)	“LANG” on page 754			MVS Message Service
	LANGTAB(<i>uss_table_name</i> , <i>language_code</i>)	“LANGTAB” on page 754			
	TYPE(COND or FORCE or UNCOND)	“TYPE” on page 755		UNCOND	

Full syntax

The full syntax for the LOGOFF command follows. The syntax for each operand is repeated in [“Operand descriptions” on page 753](#).

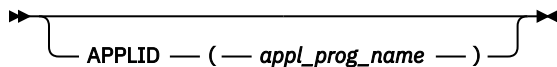
➡ LOGOFF ➡



Operand descriptions

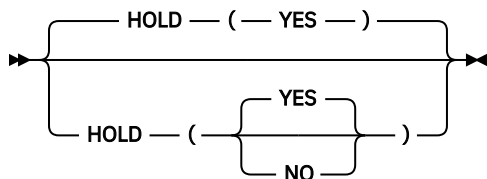
The following information describes the operands you can code for the LOGOFF command.

APPLID



Specifies the name of the application program with which a session is to be terminated. If omitted, the application program with which a current session exists is assumed.

HOLD



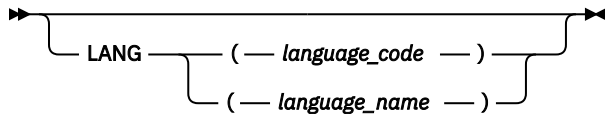
dependencies:

do not code for token ring

Specifies the action the logical unit expects VTAM to take when physically terminating the SSCP-PU session after the logical unit has been disconnected. A HOLD value of YES corresponds to a NOT LAST indicator on a Terminate Self request. The effect of HOLD depends on the setting of the DISCNT operand specified on the PU statement. The relationship between HOLD and DISCNT is described in the [z/OS Communications Server: SNA Network Implementation Guide](#).

Note: HOLD(NO) should not be specified for token ring connections as this might cause errors in attached gateways which require operator intervention.

LANG



dependencies:

MVS Message Service active

Specifies the language in which the terminal operator will receive USS messages from the MVS Message Service. You are responsible for defining these USS messages to the MVS Message Service and for having the MVS Message Service active in the host. Otherwise, the terminal operators will not receive USS messages from the MVS Message Service in the language of their choice. The terminal user continues to receive USS messages in the specified language, until the terminal user enters another valid USS command using the LANG operand.

If you enter this operand without a language code or name, USS messages are no longer retrieved from the MVS Message Service.

Note: If the MVS Message Service is not currently active, the LANG operand is ignored.

language_name

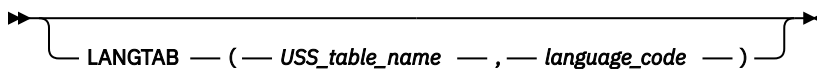
Specifies the character string associated with a language. You can use the MVS Message Service to define your own values for the *language_name*.

language_code

Specifies a 3-character code that indicates a valid language. For a list of valid language code values, see [z/OS Communications Server: SNA Programming](#).

For information on the MVS Message Service, see *IBM Tivoli NetView for z/OS Installation: Getting Started* and the [z/OS MVS Programming: Assembler Services Guide](#).

LANGTAB



Specifies the session-level USS table that VTAM uses for USS messages and commands. It also specifies the language that is passed to the application program. This operand provides the same function as the LANG operand, except it does not use the MVS Message Service.

USS_table_name

Specifies the USS table that VTAM will search first for USS messages and commands. VTAM uses this USS table until the terminal operator issues another USS command using the LANGTAB operand.

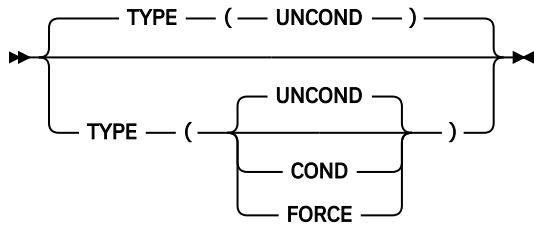
language_code

Specifies a 3-character code used to specify the language that is passed to the application program during logon processing. If a valid LANG operand is also specified and the MVS Message Service is active, this parameter is overridden by the language specified with the LANG operand. For a list of valid values and for details on how the application obtains this information, see [z/OS Communications Server: SNA Programming](#).

Note:

1. If you enter this operand without a USS table name, it removes the LANGTAB USS table (specified earlier) from the search hierarchy.
2. If you enter this operand without a language code, the application receives the language from the LANG operand of the MODEENT macroinstruction (specified by LOGMODE).

TYPE



Specifies the manner in which an active session between an application acting as a primary logical unit (PLU) and another logical unit is to be ended.

TYPE(COND)

Specifies that the LOSTERM exit routine of the PLU receives a code indicating conditional session ending.

TYPE(FORCE)

Specifies that the PLU's NSEXIT exit routine receives a code indicating forced ending and the session is brought down immediately by the SSCP. If there is no NSEXIT exit routine, VTAM sends the code to the LOSTERM exit routine, which must issue a CLSDST macroinstruction.

TYPE(UNCOND)

Specifies that the PLU's LOSTERM exit is driven with a code indicating unconditional session ending. SENDs and RECEIVEs stop immediately, and the PLU is to clean up storage used for the session by issuing a CLSDST macroinstruction.

UNCOND is used for normal situations when the session is assumed to be viable and an UNBIND can be sent to end the session. FORCE is used in abnormal situations, for example, when either one of the session ends cannot communicate with the SSCP. When use of the UNCOND operand has no effect, the FORCE operand should be specified.

IBMTTEST command

The IBMTTEST command allows the terminal operator to test the physical path between the terminal and VTAM. IBMTTEST causes VTAM to return test data to the terminal a specified number of times. VTAM returns the test data with the prefix "IBMECHO".

Table 87. IBMTTEST command and operands

Command	Operands	Page	Req	Default	Restrictions, dependencies
IBMTTEST	<i>number</i>	"number" on page 757	R	10	
	LANG(<i>language_code</i> or <i>language_name</i>)	"LANG" on page 756			
	LANGTAB(<i>uss_table_name</i> , <i>language_code</i>)	"LANGTAB" on page 756			
	<i>test_data</i>	"test_data" on page 757			

Legend:

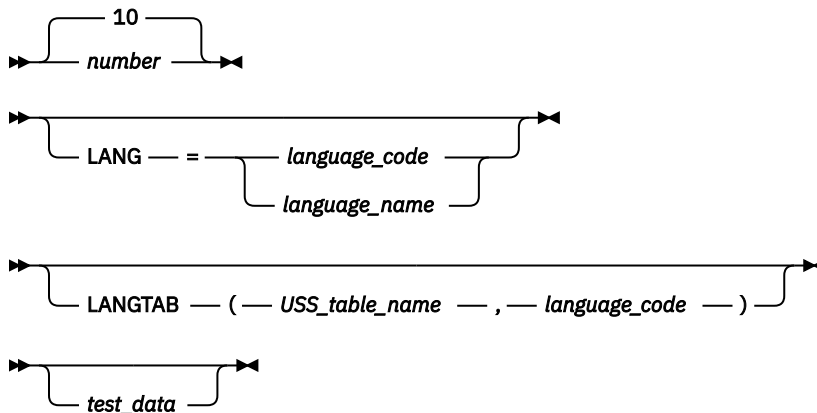
R

Required operand.

Full syntax

The full syntax for the IBMTEST command follows. The syntax for each operand is repeated “[Operand descriptions](#)” on page 756.

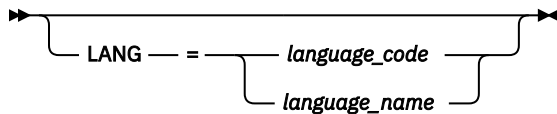
➤ IBMTEST ➤



Operand descriptions

The following information describes the operands you can code for the IBMTEST command.

LANG



Specifies the language in which the terminal operator will receive USS messages from the MVS Message Service. You are responsible for defining these USS messages to the MVS Message Service and for having the MVS Message Service active in the host. Otherwise, the terminal operators will not receive USS messages from the MVS Message Service in the language of their choice. The terminal user continues to receive USS messages in the specified language, until the terminal operator enters another valid USS command using the LANG operand.

If you enter this operand without a *language_code* or *language_name*, USS messages are no longer retrieved from the MVS Message Service.

Note: If the MVS Message Service is not currently active, the LANG operand is ignored.

language_name

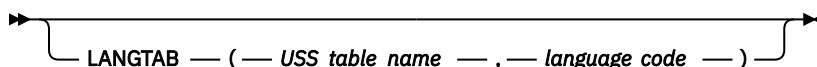
Specifies the character string associated with a language. You can use the MVS Message Service to define your own values for the *language_name*.

language_code

Specifies a 3-character code that indicates a valid language. For a list of valid language code values, see [z/OS Communications Server: SNA Programming](#).

For information on the MVS Message Service, see *z/OS MVS Planning: Operations* and *IBM Tivoli NetView for z/OS Installation: Getting Started*.

LANGTAB



Specifies the session-level USS table that VTAM uses for USS messages and commands. It also specifies the language that is passed to the application program. This operand provides the same function as the LANG operand, except it does not use the MVS Message Service.

uss_table_name

Specifies the USS table that VTAM will search first for USS messages and commands. VTAM uses this USS table until the terminal operator issues another USS command using the LANGTAB operand.

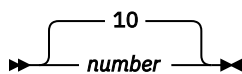
language_code

Specifies a 3-character code used to specify the language that is passed to the application program during logon processing. If a valid LANG operand is also specified and the MVS Message Service is active, this parameter is overridden by the language specified with the LANG operand. For a list of valid values and for details about how the application obtains this information, see [z/OS Communications Server: SNA Programming](#).

Note:

1. If you enter this operand without a USS table name, it removes the LANGTAB USS table (specified earlier) from the search hierarchy.
2. If you enter this operand without a language code, the application receives the language from the LANG operand of the MODEENT macroinstruction (specified by LOGMODE).

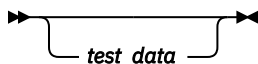
number



range: 1–255

Specifies the number of times the test data should be returned to the terminal.

test_data



Specifies the test data to be returned. Specify a character string of up to 247 characters, or the maximum message length of the terminal, whichever is smaller. If you do not specify a character string, VTAM sends out and returns a string consisting of the letters A–Z followed by the decimal numbers 0–9. ("ABCDEF...XYZ01...789")

You can include blanks as part of this message if the string is surrounded by single quotes.

Appendix A. IBM-supplied tables

This appendix includes:

- The default logon mode table (ISTINCLM)
- The session-level USS table (ISTINCDT)
- The operation-level USS table (ISTINCNO)
- The APPN Class of Service (CoS) definitions (COSAPPN)
- The APPN transmission group (TG) profile definitions (IBMTGPS)
- The message flooding table (ISTMSFLD)

If you use this appendix to code replacements for or changes to any of these tables, be sure to refer to [“Format of macroinstructions” on page 8](#) for correct coding formats, especially when continuing lines of code.

Default logon mode table (ISTINCLM)

```
EJECT
ISTINCLM MODETAB
EJECT
IBM3767 MODEENT LOGMODE=INTERACT,FMPROF=X'03',TSPROF=X'03',PRIPROT=X'B*
1',SECPROT=X'A0',COMPROT=X'3040',APPNCOS=#INTER
EJECT
TITLE 'TWXDEVPT'
*****
*
* TWX DEVICE WITH THE DCODE SET TO KEYBOARD *
* AND PRINTER. THIS IS THE DEFAULT SETTING. *
*
*****
TWXDEVPT MODEENT LOGMODE=TWXDECPT,FMPROF=X'03',TSPROF=X'03',PRIPROT=X'B*
1',SECPROT=X'A0',COMPROT=X'3040',DCODE=X'00', *
APPNCOS=#CONNECT
EJECT
TITLE 'TWXDEVDP'
*****
*
* TWX DEVICE WITH THE DCODE SET TO KEYBOARD *
* AND DISPLAY. *
*
*****
TWXDEVDP MODEENT LOGMODE=TWXDEVDP,FMPROF=X'03',TSPROF=X'03',PRIPROT=X'B*
1',SECPROT=X'A0',COMPROT=X'3040',DCODE=X'80', *
APPNCOS=#CONNECT
EJECT
IBM3770 MODEENT LOGMODE=BATCH,FMPROF=X'03',TSPROF=X'03',PRIPROT=X'A3',*
SECPROT=X'A3',COMPROT=X'7080',APPNCOS=#BATCH
EJECT
IBMS3270 MODEENT LOGMODE=S3270,FMPROF=X'02',TSPROF=X'02',PRIPROT=X'71',*
SECPROT=X'40',COMPROT=X'2000', *
APPNCOS=#CONNECT
EJECT
IBM3600 MODEENT LOGMODE=IBM3600,FMPROF=X'04',TSPROF=X'04',PRIPROT=X'F1*
',SECPROT=X'F1',COMPROT=X'7000',APPNCOS=#CONNECT
EJECT
IBM3650I MODEENT LOGMODE=INTRACT,FMPROF=X'04',TSPROF=X'04',PRIPROT=X'B1*
',SECPROT=X'90',COMPROT=X'6000',APPNCOS=#INTER
EJECT
IBM3650U MODEENT LOGMODE=INTRUSER,FMPROF=X'04',TSPROF=X'04',PRIPROT=X'3*
1',SECPROT=X'30',COMPROT=X'6000',APPNCOS=#INTER
EJECT
IBMS3650 MODEENT LOGMODE=IBMS3650,FMPROF=X'04',TSPROF=X'04',PRIPROT=X'B*
0',SECPROT=X'B0',COMPROT=X'4000',APPNCOS=#CONNECT
EJECT
IBM3650P MODEENT LOGMODE=PIPELINE,FMPROF=X'04',TSPROF=X'04',PRIPROT=X'3*
0',SECPROT=X'10',COMPROT=X'0000',APPNCOS=#CONNECT
EJECT
```

```

IBM3660  MODEENT LOGMODE=SMAPPL,FMPROF=X'03',TSPROF=X'03',PRIPROT=X'A0'*
          ,SECPROT=X'A0',COMPROT=X'0081',APPNCOS=#CONNECT
EJECT
IBM3660A  MODEENT LOGMODE=SMSNA100,FMPROF=X'00',TSPROF=X'00',PRIPROT=X'0*
          0',SECPROT=X'00',COMPROT=X'0000',APPNCOS=#CONNECT
          TITLE 'D6327801'
*****
*
*          3276 SNA WITH 3278 MODEL 1 SCREEN
*          PRIMARY SCREEN 12 X 40 (480)
*          ALTERNATE SCREEN 12 X 80 (960)
*
*****
D6327801  MODEENT LOGMODE=D6327801,FMPROF=X'03',TSPROF=X'03',PRIPROT=X'B*
          1',SECPROT=X'90',COMPROT=X'3080',RUSIZES=X'88F8',PSERVIC*
          =X'020000000000C280C507F00',APPNCOS=#CONNECT
          TITLE 'D6327802'
*****
*
*          3276 SNA WITH 3278 MODEL 2 SCREEN
*          PRIMARY SCREEN 24 X 80 (1920)
*          NO ALTERNATE SCREEN DEFINED
*
*****
D6327802  MODEENT LOGMODE=D6327802,FMPROF=X'03',TSPROF=X'03',PRIPROT=X'B*
          1',SECPROT=X'90',COMPROT=X'3080',RUSIZES=X'88F8',PSERVIC*
          =X'020000000000185000007E00',APPNCOS=#CONNECT
          TITLE 'D6327803'
*****
*
*          3276 SNA WITH      MODEL 3 SCREEN
*          PRIMARY SCREEN 24 X 80 (1920)
*          ALTERNATE SCREEN 32 X 80 (2560)
*
*****
D6327803  MODEENT LOGMODE=D6327803,FMPROF=X'03',TSPROF=X'03',PRIPROT=X'B*
          1',SECPROT=X'90',COMPROT=X'3080',RUSIZES=X'88F8',PSERVIC*
          =X'020000000000185020507F00',APPNCOS=#CONNECT
          TITLE 'D6327804'
*****
*
*          3276 SNA WITH      MODEL 4 SCREEN
*          PRIMARY SCREEN 24 X 80 (1920)
*          ALTERNATE SCREEN 43 X 80 (3440)
*
*****
D6327804  MODEENT LOGMODE=D6327804,FMPROF=X'03',TSPROF=X'03',PRIPROT=X'B*
          1',SECPROT=X'90',COMPROT=X'3080',RUSIZES=X'88F8',PSERVIC*
          =X'02000000000018502B507F00',APPNCOS=#CONNECT
          TITLE 'D6327805'
*****
*
*          3276 SNA WITH      MODEL 5 SCREEN
*          PRIMARY SCREEN 24 X 80 (1920)
*          ALTERNATE SCREEN 27 X 132 (3564)
*
*****
D6327805  MODEENT LOGMODE=D6327805,FMPROF=X'03',TSPROF=X'03',PRIPROT=X'B*
          1',SECPROT=X'90',COMPROT=X'3080',RUSIZES=X'88F8',PSERVIC*
          =X'02000000000018501B847F00',APPNCOS=#CONNECT
          TITLE 'D6328904'
*****
*
*          3276 SNA WITH 3289 MODEL 4 PRINTER
*
*****
D6328904  MODEENT LOGMODE=D6328904,FMPROF=X'03',TSPROF=X'03',PRIPROT=X'B*
          1',SECPROT=X'90',COMPROT=X'3080',RUSIZES=X'8787',PSERVIC*
          =X'03000000000018502B507F00',APPNCOS=#CONNECT
          TITLE 'D6328902'
*****
*
*          3276 SNA WITH 3289 MODEL 2 PRINTER
*
*****
D6328902  MODEENT LOGMODE=D6328902,FMPROF=X'03',TSPROF=X'03',PRIPROT=X'B*
          1',SECPROT=X'90',COMPROT=X'3080',RUSIZES=X'8787',PSERVIC*
          =X'030000000000185018507F00',APPNCOS=#CONNECT
          TITLE 'D4A32781'
*****
*
*          3274 MODEL 1A WITH MODEL 1 SCREEN (LOCAL SNA)

```



```

*          PRIMARY SCREEN 12 X 40 (480)          *
*          ALTERNATE SCREEN 12 X 80 (960)         *
*          *                                     *
*****
D4A32781 MODEENT LOGMODE=D4A32781,FMPROF=X'03',TSPROF=X'03',PRIPROT=X'B*
1',SECPROT=X'90',COMPROT=X'3080',RUSIZES=X'87C7',PSERVIC*
=X'020000000000C280C507F00',APPNCOS=#CONNECT
TITLE 'D4A32782'
*****
*          3274 MODEL 1A WITH MODEL 2 SCREEN (LOCAL SNA)          *
*          PRIMARY SCREEN 24 X 80 (1920)                           *
*          NO ALTERNATE SCREEN DEFINED                             *
*          *                                                         *
*****
D4A32782 MODEENT LOGMODE=D4A32782,FMPROF=X'03',TSPROF=X'03',PRIPROT=X'B*
1',SECPROT=X'90',COMPROT=X'3080',RUSIZES=X'87C7',PSERVIC*
=X'020000000000185000007E00',APPNCOS=#CONNECT
TITLE 'LSK32782'
*****
*          3274 MODEL 1A WITH MODEL 2 SCREEN (LOCAL SNA)          *
*          PRIMARY SCREEN 24 X 80 (1920)                           *
*          NO ALTERNATE SCREEN DEFINED                             *
*          KATAKANA                                                 *
*          *                                                         *
*****
LSK32782 MODEENT LOGMODE=LSK32782,FMPROF=X'03',TSPROF=X'03',PRIPROT=X'B*
1',SECPROT=X'90',COMPROT=X'3080',RUSIZES=X'87C7',PSERVIC*
=X'020000000000185000007E00',LANG=X'11',
APPNCOS=#CONNECT
TITLE 'D4A32783'
*****
*          3274 MODEL 1A WITH MODEL 3 SCREEN (LOCAL SNA)          *
*          PRIMARY SCREEN 24 X 80 (1920)                           *
*          ALTERNATE SCREEN 32 X 80 (2560)                         *
*          *                                                         *
*****
D4A32783 MODEENT LOGMODE=D4A32783,FMPROF=X'03',TSPROF=X'03',PRIPROT=X'B*
1',SECPROT=X'90',COMPROT=X'3080',RUSIZES=X'87C7',PSERVIC*
=X'020000000000185020507F00',APPNCOS=#CONNECT
TITLE 'D4A32784'
*****
*          3274 MODEL 1A WITH MODEL 4 SCREEN (LOCAL SNA)          *
*          PRIMARY SCREEN 24 X 80 (1920)                           *
*          ALTERNATE SCREEN 43 X 80 (3440)                         *
*          *                                                         *
*****
D4A32784 MODEENT LOGMODE=D4A32784,FMPROF=X'03',TSPROF=X'03',PRIPROT=X'B*
1',SECPROT=X'90',COMPROT=X'3080',RUSIZES=X'87C7',PSERVIC*
=X'02000000000018502B507F00',APPNCOS=#CONNECT
TITLE 'D4A32785'
*****
*          3274 MODEL 1A WITH MODEL 5 SCREEN (LOCAL SNA)          *
*          PRIMARY SCREEN 24 X 80 (1920)                           *
*          ALTERNATE SCREEN 27 X 132 (3564)                        *
*          *                                                         *
*****
D4A32785 MODEENT LOGMODE=D4A32785,FMPROF=X'03',TSPROF=X'03',PRIPROT=X'B*
1',SECPROT=X'90',COMPROT=X'3080',RUSIZES=X'87C7',PSERVIC*
=X'02000000000018501B847F00',APPNCOS=#CONNECT
TITLE 'D4A32XX3'
*****
*          3274 MODEL 1A (LOCAL SNA)                             *
*          PRIMARY SCREEN 24 X 80 (1920)                           *
*          ALTERNATE SCREEN TO BE DETERMINED BY APPLICATION        *
*          *                                                         *
*****
D4A32XX3 MODEENT LOGMODE=D4A32XX3,FMPROF=X'03',TSPROF=X'03',PRIPROT=X'B*
1',SECPROT=X'90',COMPROT=X'3080',RUSIZES=X'87C7',PSERVIC*
=X'02800000000000000000300',APPNCOS=#CONNECT
TITLE 'D4A32771'
*****
*          3274 MODEL 1A WITH 3277 MODEL 1 SCREEN                 *
*          *                                                         *
*****
D4A32771 MODEENT LOGMODE=D4A32771,FMPROF=X'03',TSPROF=X'03',PRIPROT=X'B*

```

```

1',SECPR0T=X'90',COMPROT=X'3080',RUSIZES=X'87C7',PSERVIC*
=X'02000000000000000000100',APPNCOS=#CONNECT
TITLE 'D4A32772'
*****
*
*          3274 MODEL 1A WITH 3277 MODEL 2 SCREEN
*
*****
D4A32772 MODEENT LOGMODE=D4A32772,FMPROF=X'03',TSPROF=X'03',PRIPROT=X'B*
1',SECPR0T=X'90',COMPROT=X'3080',RUSIZES=X'87C7',PSERVIC*
=X'020000000000000000000200',APPNCOS=#CONNECT
TITLE 'D4C32781'
*****
*
*          3274 MODEL 1C WITH MODEL 1 SCREEN(REMOTE SNA)
*          PRIMARY SCREEN 12 X 40 (480)
*          ALTERNATE SCREEN 12 X 80 (960)
*
*****
D4C32781 MODEENT LOGMODE=D4C32781,FMPROF=X'03',TSPROF=X'03',PRIPROT=X'B*
1',SECPR0T=X'90',COMPROT=X'3080',RUSIZES=X'87F8',PSERVIC*
=X'0200000000000C280C507F00',APPNCOS=#CONNECT
TITLE 'D4C32782'
*****
*
*          3274 MODEL 1C WITH MODEL 2 SCREEN(REMOTE SNA)
*          PRIMARY SCREEN 24 X 80 (1920)
*          NO ALTERNATE SCREEN DEFINED
*
*****
D4C32782 MODEENT LOGMODE=D4C32782,FMPROF=X'03',TSPROF=X'03',PRIPROT=X'B*
1',SECPR0T=X'90',COMPROT=X'3080',RUSIZES=X'87F8',PSERVIC*
=X'020000000000185000007E00',APPNCOS=#CONNECT
TITLE 'RSK32782'
*****
*
*          3274 MODEL 1C WITH MODEL 2 SCREEN(REMOTE SNA)
*          PRIMARY SCREEN 24 X 80 (1920)
*          NO ALTERNATE SCREEN DEFINED
*          KATAKANA
*
*****
RSK32782 MODEENT LOGMODE=RSK32782,FMPROF=X'03',TSPROF=X'03',PRIPROT=X'B*
1',SECPR0T=X'90',COMPROT=X'3080',RUSIZES=X'87F8',PSERVIC*
=X'020000000000185000007E00',LANG=X'11',
APPNCOS=#CONNECT
TITLE 'D4C32783'
*****
*
*          3274 MODEL 1C WITH MODEL 3 SCREEN(REMOTE SNA)
*          PRIMARY SCREEN 24 X 80 (1920)
*          ALTERNATE SCREEN 32 X 80 (2560)
*
*****
D4C32783 MODEENT LOGMODE=D4C32783,FMPROF=X'03',TSPROF=X'03',PRIPROT=X'B*
1',SECPR0T=X'90',COMPROT=X'3080',RUSIZES=X'87F8',PSERVIC*
=X'020000000000185020507F00',APPNCOS=#CONNECT
TITLE 'D4C32784'
*****
*
*          3274 MODEL 1C WITH MODEL 4 SCREEN(REMOTE SNA)
*          PRIMARY SCREEN 24 X 80 (1920)
*          ALTERNATE SCREEN 43 X 80 (3440)
*
*****
D4C32784 MODEENT LOGMODE=D4C32784,FMPROF=X'03',TSPROF=X'03',PRIPROT=X'B*
1',SECPR0T=X'90',COMPROT=X'3080',RUSIZES=X'87F8',PSERVIC*
=X'02000000000018502B507F00',APPNCOS=#CONNECT
TITLE 'D4C32785'
*****
*
*          3274 MODEL 1C WITH MODEL 5 SCREEN(REMOTE SNA)
*          PRIMARY SCREEN 24 X 80 (1920)
*          ALTERNATE SCREEN 27 X 132 (3564)
*
*****
D4C32785 MODEENT LOGMODE=D4C32785,FMPROF=X'03',TSPROF=X'03',PRIPROT=X'B*
1',SECPR0T=X'90',COMPROT=X'3080',RUSIZES=X'87F8',PSERVIC*
=X'02000000000018501B847F00',APPNCOS=#CONNECT
TITLE 'D4C32X3'
*****
*

```

```

*          3274 MODEL 1C (REMOTE SNA)          *
*          PRIMARY SCREEN 24 X 80 (1920)         *
*          ALTERNATE SCREEN TO BE DETERMINED BY APPLICATION *
*          *                                     *
*****
D4C32XX3 MODEENT LOGMODE=D4C32XX3,FMPROF=X'03',TSPROF=X'03',PRIPROT=X'B*
                1',SECPROT=X'90',COMPROT=X'3080',RUSIZES=X'87F8',PSERVIC*
                =X'028000000000000000000000300',APPNCOS=#CONNECT
                TITLE 'D4C32771'
*****
*          3274 MODEL 1C WITH 3277 MODEL 1 SCREEN *
*          *                                     *
*****
D4C32771 MODEENT LOGMODE=D4C32771,FMPROF=X'03',TSPROF=X'03',PRIPROT=X'B*
                1',SECPROT=X'90',COMPROT=X'3080',RUSIZES=X'87F8',PSERVIC*
                =X'020000000000000000000000100',APPNCOS=#CONNECT
                TITLE 'D4C32772'
*****
*          3274 MODEL 1C WITH 3277 MODEL 2 SCREEN *
*          *                                     *
*****
D4C32772 MODEENT LOGMODE=D4C32772,FMPROF=X'03',TSPROF=X'03',PRIPROT=X'B*
                1',SECPROT=X'90',COMPROT=X'3080',RUSIZES=X'87F8',PSERVIC*
                =X'020000000000000000000000200',APPNCOS=#CONNECT
                TITLE 'D4B32781'
*****
*          3274 MODEL 1B/1D WITH MODEL 1 SCREEN (LOCAL NON-SNA) *
*          3274 1C BSC WITH MODEL 1 SCREEN *
*          3276 BSC WITH MODEL 1 SCREEN *
*          PRIMARY SCREEN 12 X 40 (480) *
*          ALTERNATE SCREEN 12 X 80 (960) *
*          *
*****
D4B32781 MODEENT LOGMODE=D4B32781,FMPROF=X'02',TSPROF=X'02',PRIPROT=X'7*
                1',SECPROT=X'40',COMPROT=X'2000',RUSIZES=X'0000',PSERVIC*
                =X'000000000000000000000000C280C507F00',APPNCOS=#CONNECT
                TITLE 'D4B32782'
*****
*          3274 MODEL 1B/1D WITH MODEL 2 SCREEN (LOCAL NON-SNA) *
*          3274 1C BSC WITH MODEL 2 SCREEN *
*          3276 BSC WITH MODEL 2 SCREEN *
*          PRIMARY SCREEN 24 X 80 (1920) *
*          NO ALTERNATE SCREEN DEFINED *
*          *
*****
D4B32782 MODEENT LOGMODE=D4B32782,FMPROF=X'02',TSPROF=X'02',PRIPROT=X'7*
                1',SECPROT=X'40',COMPROT=X'2000',RUSIZES=X'0000',PSERVIC*
                =X'0000000000000000000000001850000007E00',APPNCOS=#CONNECT
                TITLE 'LNK32782'
*****
*          3274 MODEL 1B/1D WITH MODEL 2 SCREEN (LOCAL NON-SNA) *
*          3274 1C BSC WITH MODEL 2 SCREEN *
*          3276 BSC WITH MODEL 2 SCREEN *
*          PRIMARY SCREEN 24 X 80 (1920) *
*          NO ALTERNATE SCREEN DEFINED *
*          KATAKANA *
*          *
*****
LNK32782 MODEENT LOGMODE=LNK32782,FMPROF=X'02',TSPROF=X'02',PRIPROT=X'7*
                1',SECPROT=X'40',COMPROT=X'2000',RUSIZES=X'0000',PSERVIC*
                =X'0000000000000000000000001850000007E00',LANG=X'11', *
                APPNCOS=#CONNECT
                TITLE 'LNN32782'
*****
*          3274 MODEL 1B/1D WITH MODEL 2 SCREEN (LOCAL NON-SNA) *
*          3274 1C BSC WITH MODEL 2 SCREEN *
*          3276 BSC WITH MODEL 2 SCREEN *
*          PRIMARY SCREEN 24 X 80 (1920) *
*          NO ALTERNATE SCREEN DEFINED *
*          NO LANGUAGE SPECIFIC FILTERING *
*          *
*****
LNN32782 MODEENT LOGMODE=LNN32782,FMPROF=X'02',TSPROF=X'02',PRIPROT=X'7*
                1',SECPROT=X'40',COMPROT=X'2000',RUSIZES=X'0000',PSERVIC*
                =X'0000000000000000000000001850000007E00',LANG=X'7F', *
                APPNCOS=#CONNECT

```

```

      TITLE 'D4B32783'
*****
*
*      3274 MODEL 1B/1D WITH MODEL 3 SCREEN (LOCAL NON-SNA)
*      3274 1C BSC WITH MODEL 3 SCREEN
*      3276 BSC WITH MODEL 3 SCREEN
*      PRIMARY SCREEN 24 X 80 (1920)
*      ALTERNATE SCREEN 32 X 80 (2560)
*
*****
D4B32783 MODEENT LOGMODE=D4B32783,FMPROF=X'02',TSPROF=X'02',PRIPROT=X'7*
      1',SECPROT=X'40',COMPROT=X'2000',RUSIZES=X'0000',PSERVIC*
      =X'0000000000000185020507F00',APPNCOS=#CONNECT
      TITLE 'D4B32784'
*****
*
*      3274 MODEL 1B/1D WITH MODEL 4 SCREEN (LOCAL NON-SNA)
*      3274 1C BSC WITH MODEL 4 SCREEN
*      3276 BSC WITH MODEL 4 SCREEN
*      PRIMARY SCREEN 24 X 80 (1920)
*      ALTERNATE SCREEN 43 X 80 (3440)
*
*****
D4B32784 MODEENT LOGMODE=D4B32784,FMPROF=X'02',TSPROF=X'02',PRIPROT=X'7*
      1',SECPROT=X'40',COMPROT=X'2000',RUSIZES=X'0000',PSERVIC*
      =X'000000000000018502B507F00',APPNCOS=#CONNECT
      TITLE 'D4B32785'
*****
*
*      3274 MODEL 1B/1D WITH MODEL 5 SCREEN (LOCAL NON-SNA)
*      3274 1C BSC WITH MODEL 5 SCREEN
*      3276 BSC WITH MODEL 5 SCREEN
*      PRIMARY SCREEN 24 X 80 (1920)
*      ALTERNATE SCREEN 27 X 132 (3564)
*
*****
D4B32785 MODEENT LOGMODE=D4B32785,FMPROF=X'02',TSPROF=X'02',PRIPROT=X'7*
      1',SECPROT=X'40',COMPROT=X'2000',RUSIZES=X'0000',PSERVIC*
      =X'000000000000018501B847F00',APPNCOS=#CONNECT
      TITLE 'D4B32XX3'
*****
*
*      3274 MODEL 1B/1D (LOCAL NON-SNA)
*      3274 1C BSC
*      3276 BSC
*      PRIMARY SCREEN 24 X 80 (1920)
*      ALTERNATE SCREEN TO BE DETERMINED BY APPLICATION
*
*****
D4B32XX3 MODEENT LOGMODE=D4B32XX3,FMPROF=X'02',TSPROF=X'02',PRIPROT=X'7*
      1',SECPROT=X'40',COMPROT=X'2000',RUSIZES=X'0000',PSERVIC*
      =X'008000000000000000000000300',APPNCOS=#CONNECT
      TITLE 'SCS'
*****
*
*      PRINTER WITH SNA CHARACTER SET
*
*****
SCS      MODEENT LOGMODE=SCS,FMPROF=X'03',TSPROF=X'03',PRIPROT=X'B1',
      SECPROT=X'90',COMPROT=X'3080',RUSIZES=X'87C6',
      PSERVIC=X'010000000E1000000000000000',
      PSNDPAC=X'01',SRCVPAC=X'01',APPNCOS=#CONNECT
      TITLE 'DSC4K'
*****
*
*      PRINTER WITH 4K BUFFER
*
*****
DSC4K      MODEENT LOGMODE=DSC4K,FMPROF=X'03',TSPROF=X'03',PRIPROT=X'B1',
      SECPROT=X'90',COMPROT=X'3080',RUSIZES=X'8787',
      PSERVIC=X'030000000000018502B507F00',
      APPNCOS=#CONNECT
      TITLE 'DSC2K'
*****
*
*      PRINTER WITH 2K BUFFER
*
*****
DSC2K      MODEENT LOGMODE=DSC2K,FMPROF=X'03',TSPROF=X'03',PRIPROT=X'B1',
      SECPROT=X'90',COMPROT=X'3080',RUSIZES=X'8787',
      PSERVIC=X'0300000000000185018507F00',
      APPNCOS=#CONNECT

```

```

      TITLE 'BAT13790'
*****
*
*      3790 BATCH
*
*****
BAT13790 MODEENT LOGMODE=BAT13790,FMPROF=X'03',TSPROF=X'03',
      PRIPROT=X'00',SECPR0T=X'00',COMPROT=X'0000',
      RUSIZES=X'0000',APPNCOS=#BATCH
      TITLE 'EMU3790'
*****
*
*      3790 IN DATA STREAM COMPATIBILITY MODE
*
*****
EMU3790 MODEENT LOGMODE=EMU3790,FMPROF=X'03',TSPROF=X'03',
      PRIPROT=X'B1',SECPR0T=X'B0',COMPROT=X'3080',
      RUSIZES=X'85C7',PSERVIC=X'02000000000000000000200',
      APPNCOS=#CONNECT
      TITLE 'RJE3790A'
*****
*
*      3790 RJE
*
*****
RJE3790A MODEENT LOGMODE=RJE3790A,FMPROF=X'03',TSPROF=X'03',
      PRIPROT=X'A3',SECPR0T=X'A1',COMPROT=X'7080',
      RUSIZES=X'8585',PSERVIC=X'01106000F100800000010040',
      APPNCOS=#CONNECT
      TITLE 'RJE3790B'
*****
*
*      3790 RJE
*
*****
RJE3790B MODEENT LOGMODE=RJE3790B,FMPROF=X'03',TSPROF=X'03',
      PRIPROT=X'A3',SECPR0T=X'A1',COMPROT=X'7080',
      RUSIZES=X'8585',PSERVIC=X'01102000F100800000010040',
      APPNCOS=#CONNECT
      TITLE 'BAT23790'
*****
*
*      3790 BATCH
*
*****
BAT23790 MODEENT LOGMODE=BAT23790,FMPROF=X'03',TSPROF=X'04',
      PRIPROT=X'B1',SECPR0T=X'B0',COMPROT=X'7080',
      RUSIZES=X'8585',PSERVIC=X'013100000000000000000000',
      APPNCOS=#BATCH
      TITLE 'BLK3790'
*****
*
*      3790 BULK PRINT
*
*****
BLK3790 MODEENT LOGMODE=BLK3790,FMPROF=X'03',TSPROF=X'03',
      PRIPROT=X'B1',SECPR0T=X'B0',COMPROT=X'3080',
      RUSIZES=X'8585',PSERVIC=X'030000000000000000000000',
      APPNCOS=#CONNECT
      TITLE 'SCS3790'
*****
*
*      3790 WITH SNA CHARACTER SET
*
*****
SCS3790 MODEENT LOGMODE=SCS3790,FMPROF=X'03',TSPROF=X'03',
      PRIPROT=X'B1',SECPR0T=X'B0',COMPROT=X'3080',
      RUSIZES=X'8585',PSERVIC=X'010000000000000000000000',
      APPNCOS=#CONNECT
      TITLE 'EMUDPCX'
*****
*
*      3790 IN DPCX EMULATION MODE
*
*****
EMUDPCX MODEENT LOGMODE=EMUDPCX,FMPROF=X'03',TSPROF=X'03',
      PRIPROT=X'B1',SECPR0T=X'B0',COMPROT=X'3080',
      RUSIZES=X'85C7',PSERVIC=X'0200000000000000000000200',
      APPNCOS=#CONNECT
      TITLE 'DSILGMOD'
*****
*

```

```

* DSILGMOD LOGMODE TABLE FOR BSC,LOCAL,SDLC 3275,3277,3278,3279 *
* MODEL 2 OR 12, 24 X 80 SCREEN. MAY BE USED TO RUN *
* MODELS 3, 4, 5, 2C OR 3C AS MODEL 2 *
* ALSO FOR 3284, 3286, 3287, 3288, 3289 PRINTERS *
* THROUGH A 3271, 3272, 3274, 3275, OR 3276 CONTROLLER *
*
*****
DSILGMOD MODEENT LOGMODE=DSILGMOD,FMPROF=X'02',TSPROF=X'02', *
PRIPROT=X'71',SECPROT=X'40',COMPROT=X'2000', *
RUSIZES=X'0000',PSERVIC=X'00000000000000000000200', *
APPNCOS=#CONNECT
TITLE 'ISTNLDLM'
*****
* NLDLM LOGMODE FOR LU - LU SESSION WITH NCCF *
*****
ISTNLDLM MODEENT LOGMODE=ISTNLDLM,FMPROF=X'02',TSPROF=X'03', *
PRIPROT=X'30',SECPROT=X'40',COMPROT=X'0000', *
SSNDPAC=X'02',RUSIZES=X'0000', *
PSERVIC=X'000000000000000000000000', *
APPNCOS=#CONNECT
TITLE 'D329001'
*****
* LOGMODE TABLE ENTRY FOR THE 3290 TERMINAL *
* OR EXTENDED DATA STREAM TERMINAL OFF 3274-1A *
* PRIMARY SCREEN SIZE 24 X 80 *
* ALTERNATE SCREEN SIZE 62 X 160 *
*****
D329001 MODEENT LOGMODE=D329001,FMPROF=X'03',TSPROF=X'03', *
PRIPROT=X'B1',SECPROT=X'90',COMPROT=X'3080', *
RUSIZES=X'8787', *
PSERVIC=X'02800000000018503EA07F00', *
APPNCOS=#CONNECT
TITLE 'NSX32702'
*****
* LOGMODE TABLE ENTRY FOR NON-SNA 3270 DEVICES WITH *
* EXTENDED DATA STREAMS (3278 OR 3279). *
* SCREEN SIZE IS 24 X 80. *
*****
NSX32702 MODEENT LOGMODE=NSX32702,FMPROF=X'02',TSPROF=X'02', *
PRIPROT=X'71',SECPROT=X'40',COMPROT=X'2000', *
RUSIZES=X'0000', *
PSERVIC=X'008000000000185000007E00', *
APPNCOS=#CONNECT
TITLE 'NSX32703'
*****
* LOGMODE TABLE ENTRY FOR NON-SNA 3270 DEVICES WITH *
* EXTENDED DATA STREAMS (3278 OR 3279). *
* PRIMARY SCREEN 24 X 80 *
* ALTERNATE SCREEN 32 X 80 *
*****
NSX32703 MODEENT LOGMODE=NSX32703,FMPROF=X'02',TSPROF=X'02', *
PRIPROT=X'71',SECPROT=X'40',COMPROT=X'2000', *
RUSIZES=X'0000', *
PSERVIC=X'008000000000185020507F00', *
APPNCOS=#CONNECT
TITLE 'NSX32704'
*****
* LOGMODE TABLE ENTRY FOR NON-SNA 3270 DEVICES WITH *
* EXTENDED DATA STREAMS (3278 OR 3279). *
* PRIMARY SCREEN 24 X 80 *
* ALTERNATE SCREEN 43 X 80 *
*****
NSX32704 MODEENT LOGMODE=NSX32704,FMPROF=X'02',TSPROF=X'02', *
PRIPROT=X'71',SECPROT=X'40',COMPROT=X'2000', *
RUSIZES=X'0000', *
PSERVIC=X'00800000000018502B507F00', *
APPNCOS=#CONNECT
TITLE 'NSX32705'
*****
* LOGMODE TABLE ENTRY FOR NON-SNA 3270 DEVICES WITH *
* EXTENDED DATA STREAMS (3278 OR 3279). *
* PRIMARY SCREEN 24 X 80 *
* ALTERNATE SCREEN 27 X 132 *
*****
NSX32705 MODEENT LOGMODE=NSX32705,FMPROF=X'02',TSPROF=X'02', *
PRIPROT=X'71',SECPROT=X'40',COMPROT=X'2000', *
RUSIZES=X'0000', *
PSERVIC=X'00800000000018501B847F00', *
APPNCOS=#CONNECT
TITLE 'SNX32702'
*****
* LOGMODE TABLE ENTRY FOR REMOTE SNA 3270 DEVICES *

```

```

*          WITH EXTENDED DATA STREAMS (3278 OR 3279).          *
*          SCREEN SIZE IS 24 X 80.                                *
*****
SNX32702 MODEENT LOGMODE=SNX32702,FMPROF=X'03',TSPROF=X'03',    *
                PRIPROT=X'B1',SECPROT=X'90',COMPROT=X'3080',    *
                RUSIZES=X'87F8',                                *
                PSERVIC=X'028000000000185000007E00',            *
                APPNCOS=#CONNECT                                  *
                TITLE 'SNX32703'
*****
*          LOGMODE TABLE ENTRY FOR REMOTE SNA 3270 DEVICES    *
*          WITH EXTENDED DATA STREAMS (MOD3).                  *
*          PRIMARY SCREEN 24 X 80 (1920)                         *
*          ALTERNATE SCREEN 32 X 80 (2560)                       *
*****
SNX32703 MODEENT LOGMODE=SNX32703,FMPROF=X'03',TSPROF=X'03',    *
                PRIPROT=X'B1',SECPROT=X'90',COMPROT=X'3080',    *
                RUSIZES=X'87F8',                                *
                PSERVIC=X'028000000000185020507F00',            *
                APPNCOS=#CONNECT                                  *
                TITLE 'SNX32704'
*****
*          LOGMODE TABLE ENTRY FOR REMOTE SNA 3270 DEVICES    *
*          WITH EXTENDED DATA STREAMS (MOD4).                  *
*          PRIMARY SCREEN 24 X 80 (1920)                         *
*          ALTERNATE SCREEN 43 X 80 (3440)                       *
*****
SNX32704 MODEENT LOGMODE=SNX32704,FMPROF=X'03',TSPROF=X'03',    *
                PRIPROT=X'B1',SECPROT=X'90',COMPROT=X'3080',    *
                RUSIZES=X'87F8',                                *
                PSERVIC=X'02800000000018502B507F00',            *
                APPNCOS=#CONNECT                                  *
                TITLE 'SNX32705'
*****
*          LOGMODE TABLE ENTRY FOR REMOTE SNA 3270 DEVICES    *
*          WITH EXTENDED DATA STREAMS (MOD5).                  *
*          PRIMARY SCREEN 24 X 80 (1920)                         *
*          ALTERNATE SCREEN 27 X 132 (3564)                     *
*****
SNX32705 MODEENT LOGMODE=SNX32705,FMPROF=X'03',TSPROF=X'03',    *
                PRIPROT=X'B1',SECPROT=X'90',COMPROT=X'3080',    *
                RUSIZES=X'87F8',                                *
                PSERVIC=X'02800000000018501B847F00',            *
                APPNCOS=#CONNECT                                  *
                TITLE 'LSX32702'
*****
*          3274 MODEL 1A WITH MODEL 2 SCREEN (LOCAL SNA)      *
*          WITH EXTENDED DATA STREAMS (MOD2)                   *
*          PRIMARY SCREEN 24 X 80 (1920)                         *
*          NO ALTERNATE SCREEN DEFINED                           *
*****
LSX32702 MODEENT LOGMODE=LSX32702,FMPROF=X'03',TSPROF=X'03',PRIPROT=X'B*
                1',SECPROT=X'90',COMPROT=X'3080',RUSIZES=X'87C7',PSERVIC*
                =X'028000000000185000007E00',APPNCOS=#CONNECT
                TITLE 'LSX32703'
*****
*          3274 MODEL 1A WITH MODEL 3 SCREEN (LOCAL SNA)      *
*          WITH EXTENDED DATA STREAMS (MOD3)                   *
*          PRIMARY SCREEN 24 X 80 (1920)                         *
*          ALTERNATE SCREEN 32 X 80 (2560)                       *
*****
LSX32703 MODEENT LOGMODE=LSX32703,FMPROF=X'03',TSPROF=X'03',PRIPROT=X'B*
                1',SECPROT=X'90',COMPROT=X'3080',RUSIZES=X'87C7',PSERVIC*
                =X'028000000000185020507F00',APPNCOS=#CONNECT
                TITLE 'LSX32704'
*****
*          3274 MODEL 1A WITH MODEL 4 SCREEN (LOCAL SNA)      *
*          WITH EXTENDED DATA STREAMS (MOD4)                   *
*          PRIMARY SCREEN 24 X 80 (1920)                         *
*          ALTERNATE SCREEN 43 X 80 (3440)                       *
*****
LSX32704 MODEENT LOGMODE=LSX32704,FMPROF=X'03',TSPROF=X'03',PRIPROT=X'B*
                1',SECPROT=X'90',COMPROT=X'3080',RUSIZES=X'87C7',PSERVIC*
                =X'02800000000018502B507F00',APPNCOS=#CONNECT

```

```

      TITLE 'LSX32705'
*****
*
*       3274 MODEL 1A WITH MODEL 5 SCREEN (LOCAL SNA)
*       WITH EXTENDED DATA STREAMS (MOD5)
*       PRIMARY SCREEN 24 X 80 (1920)
*       ALTERNATE SCREEN 27 X 132 (3564)
*
*****
LSX32705 MODEENT LOGMODE=LSX32705,FMPROF=X'03',TSPROF=X'03',PRIPROT=X'B*
1',SECPROT=X'90',COMPROT=X'3080',RUSIZES=X'87C7',PSERVIC*
=X'02800000000018501B847F00',APPNCOS=#CONNECT
      TITLE 'NED32702'
*****
*       LOGMODE TABLE ENTRY FOR NON-SNA 3270 DEVICES WITH
*       EXTENDED DATA STREAMS (3278 OR 3279).
*       SCREEN SIZE IS 24 X 80.
*       LANGUAGE IS ENGLISH.
*       QUERY FOR DOUBLE BYTE CAPABILITY.
*****
NED32702 MODEENT LOGMODE=NED32702,FMPROF=X'02',TSPROF=X'02',
PRIPROT=X'71',SECPROT=X'40',COMPROT=X'2000',
RUSIZES=X'0000',
PSERVIC=X'008000000000185000007E00',LANG=X'81',
APPNCOS=#CONNECT
      TITLE 'NKD32702'
*****
* NAME:  NON-SNA KATAKANA, DOUBLE BYTE CAPABLE, 3270-2
*       LOGMODE TABLE ENTRY FOR NON-SNA 3270 DEVICES WITH
*       EXTENDED DATA STREAMS (3278 OR 3279).
*       SCREEN SIZE IS 24 X 80.
*       LANGUAGE IS KATAKANA.
*       QUERY FOR DOUBLE BYTE CAPABILITY.
*****
NKD32702 MODEENT LOGMODE=NKD32702,FMPROF=X'02',TSPROF=X'02',
PRIPROT=X'71',SECPROT=X'40',COMPROT=X'2000',
RUSIZES=X'0000',
PSERVIC=X'008000000000185000007E00',LANG=X'91',
APPNCOS=#CONNECT
      TITLE 'LED32702'
*****
*
*       LOGMODE TABLE ENTRY FOR LOCAL SNA
*       3274 MODEL 1A WITH MODEL 2 SCREEN (LOCAL SNA)
*       PRIMARY SCREEN 24 X 80 (1920)
*       NO ALTERNATE SCREEN DEFINED
*       EXTENDED DATA STREAMS
*       ENGLISH LANGUAGE
*       QUERY FOR DOUBLE BYTE CAPABILITY
*****
LED32702 MODEENT LOGMODE=LED32702,FMPROF=X'03',TSPROF=X'03',PRIPROT=X'B*
1',SECPROT=X'90',COMPROT=X'3080',RUSIZES=X'87C7',PSERVIC*
=X'028000000000185000007E00',LANG=X'81',
APPNCOS=#CONNECT
      TITLE 'LKD32702'
*****
*
*       LOGMODE TABLE ENTRY FOR LOCAL SNA
*       3274 MODEL 1A WITH MODEL 2 SCREEN (LOCAL SNA)
*       PRIMARY SCREEN 24 X 80 (1920)
*       NO ALTERNATE SCREEN DEFINED
*       EXTENDED DATA STREAMS
*       KATAKANA LANGUAGE
*       QUERY FOR DOUBLE BYTE CAPABILITY
*****
LKD32702 MODEENT LOGMODE=LKD32702,FMPROF=X'03',TSPROF=X'03',PRIPROT=X'B*
1',SECPROT=X'90',COMPROT=X'3080',RUSIZES=X'87C7',PSERVIC*
=X'028000000000185000007E00',LANG=X'91',
APPNCOS=#CONNECT
      TITLE 'LND32702'
*****
*
*       LOGMODE TABLE ENTRY FOR LOCAL SNA
*       3274 MODEL 1A WITH MODEL 2 SCREEN (LOCAL SNA)
*       PRIMARY SCREEN 24 X 80 (1920)
*       NO ALTERNATE SCREEN DEFINED
*       EXTENDED DATA STREAMS
*       NO LANGUAGE SPECIFIC FILTERING
*       QUERY FOR DOUBLE BYTE CAPABILITY
*****
LND32702 MODEENT LOGMODE=LND32702,FMPROF=X'03',TSPROF=X'03',PRIPROT=X'B*
1',SECPROT=X'90',COMPROT=X'3080',RUSIZES=X'87C7',PSERVIC*

```



```

=X'028000000000185000007E00',LANG=X'FF',
APPNCOS=#CONNECT
TITLE 'SED32702'
*****
* LOGMODE TABLE ENTRY FOR REMOTE SNA 3270 DEVICES
* WITH EXTENDED DATA STREAMS (3278 OR 3279).
* SCREEN SIZE IS 24 X 80.
* LANGUAGE IS ENGLISH.
* QUERY FOR DOUBLE BYTE CAPABILITY
*****
SED32702 MODEENT LOGMODE=SED32702,FMPROF=X'03',TSPROF=X'03',
PRIPROT=X'B1',SECPR0T=X'90',COMPROT=X'3080',
RUSIZES=X'87F8',
PSERVIC=X'028000000000185000007E00',LANG=X'81',
APPNCOS=#CONNECT
TITLE 'SKD32702'
*****
* LOGMODE TABLE ENTRY FOR REMOTE SNA 3270 DEVICES
* WITH EXTENDED DATA STREAMS (3278 OR 3279).
* SCREEN SIZE IS 24 X 80.
* LANGUAGE IS KATAKANA.
* QUERY FOR DOUBLE BYTE CAPABILITY
*****
SKD32702 MODEENT LOGMODE=SKD32702,FMPROF=X'03',TSPROF=X'03',
PRIPROT=X'B1',SECPR0T=X'90',COMPROT=X'3080',
RUSIZES=X'87F8',
PSERVIC=X'028000000000185000007E00',LANG=X'91',
APPNCOS=#CONNECT
TITLE 'SND32702'
*****
* LOGMODE TABLE ENTRY FOR REMOTE SNA 3270 DEVICES
* WITH EXTENDED DATA STREAMS (3278 OR 3279).
* SCREEN SIZE IS 24 X 80.
* NO LANGUAGE SPECIFIC FILTERING
* QUERY FOR DOUBLE BYTE CAPABILITY
*****
SND32702 MODEENT LOGMODE=SND32702,FMPROF=X'03',TSPROF=X'03',
PRIPROT=X'B1',SECPR0T=X'90',COMPROT=X'3080',
RUSIZES=X'87F8',
PSERVIC=X'028000000000185000007E00',LANG=X'FF',
APPNCOS=#CONNECT
TITLE 'SNASVCMG'
*****
* LOGMODE TABLE ENTRY FOR RESOURCES CAPABLE OF ACTING
* AS LU 6.2 DEVICES
*****
SNASVCMG MODEENT LOGMODE=SNASVCMG,TYPE=0,FMPROF=X'13',TSPROF=X'07',
PRIPROT=X'B0',SECPR0T=X'B0',COMPROT=X'D0B1',
RUSIZES=X'9797',ENCR=B'0000',
PSERVIC=X'060200000000000000002300',
APPNCOS=SNASVCMG
SPECIFY SYNC LEVEL = CONFIRM
TITLE '#BATCH'
*****
* LOGMODE TABLE FOR BATCH SESSIONS ON RESOURCES CAPABLE
* OF ACTING AS LU 6.2 DEVICES
*****
#BATCH MODEENT LOGMODE=#BATCH,FMPROF=X'13',TSPROF=X'07',
ENCR=B'0000',SSNDPAC=3,RUSIZES=X'F7F7',
SRCVPAC=3,PSNDPAC=3,APPNCOS=#BATCH
TITLE '#INTER'
*****
* LOGMODE TABLE FOR BATCH COMPRESSION SESSIONS ON RESOURCES
* CAPABLE OF ACTING AS LU 6.2 DEVICES
*****
#BATCHC MODEENT LOGMODE=#BATCHC,FMPROF=X'13',TSPROF=X'07',
ENCR=B'0000',SSNDPAC=3,RUSIZES=X'F7F7',
SRCVPAC=3,PSNDPAC=3,APPNCOS=#BATCH
TITLE '#INTERC'
*****
* LOGMODE TABLE FOR INTERACTIVE SESSIONS ON RESOURCES
* CAPABLE OF ACTING AS LU 6.2 DEVICES
*****
#INTER MODEENT LOGMODE=#INTER,FMPROF=X'13',TSPROF=X'07',
ENCR=B'0000',SSNDPAC=7,RUSIZES=X'F7F7',

```

```

SRCVPAC=7,PSNDPAC=7,APPNCOS=#INTER
TITLE '#BATCHSC'
*****
*
* LOGMODE TABLE FOR INTERACTIVE COMPRESSION SESSIONS ON
* RESOURCES CAPABLE OF ACTING AS LU 6.2 DEVICES
*
*****
#INTERC MODEENT LOGMODE=#INTERC,FMPROF=X'13',TSPROF=X'07',
ENCR=B'0000',SSNDPAC=7,RUSIZES=X'F7F7',
SRCVPAC=7,PSNDPAC=7,APPNCOS=#INTER
*
*****
*
* LOGMODE TABLE FOR BATCH SESSIONS REQUIRING SECURE
* TRANSPORT ON RESOURCES CAPABLE OF ACTING AS LU 6.2
* DEVICES
*
*****
#BATCHSC MODEENT LOGMODE=#BATCHSC,FMPROF=X'13',TSPROF=X'07',
ENCR=B'0000',SSNDPAC=3,RUSIZES=X'F7F7',
SRCVPAC=3,PSNDPAC=3,APPNCOS=#BATCHSC
TITLE '#INTERSC'
*****
*
* LOGMODE TABLE FOR INTERACTIVE SESSIONS REQUIRING
* SECURE TRANSPORT ON RESOURCES CAPABLE OF ACTING AS
* LU 6.2 DEVICES
*
*****
#INTERSC MODEENT LOGMODE=#INTERSC,FMPROF=X'13',TSPROF=X'07',
ENCR=B'0000',SSNDPAC=7,RUSIZES=X'F7F7',
SRCVPAC=7,PSNDPAC=7,APPNCOS=#INTERSC
TITLE 'CPSVCMG'
*****
*
* LOGMODE TABLE FOR CP-CP SESSIONS ON RESOURCES CAPABLE
* OF ACTING AS LU 6.2 DEVICES
*
*****
CPSVCMG MODEENT LOGMODE=CPSVCMG,
RUSIZES=X'9797',ENCR=B'0000',
SSNDPAC=7,SRCVPAC=7,PSNDPAC=7,
APPNCOS=CPSVCMG,
COS=ISTVTCOS
*****
*
* LOGMODE TABLE ENTRY THAT SUPPLIES A DEFAULT COS
* AND USES LU 6.2 DEVICE CHARACTERISTICS
*
*****
ISTCOSDF MODEENT LOGMODE=ISTCOSDF,FMPROF=X'13',
TSPROF=X'07',PRIPROT=X'B0',SECPROT=X'B0',
COMPROT=X'D0B1',PSERVIC=X'06020000000000000000300',
RUSIZES=X'8989',ENCR=B'0000',TYPE=0,
APPNCOS=#CONNECT
*****
*
* LOGMODE TABLE ENTRY FOR AS/400 PC SUPPORT
* CAPABLE OF ACTING AS LU 6.2 DEVICES
*
*****
QPCSUPP MODEENT LOGMODE=QPCSUPP,FMPROF=X'13',TSPROF=X'07',
ENCR=B'0000',SSNDPAC=7,
SRCVPAC=7,PSNDPAC=7,
APPNCOS=#CONNECT
*****
*
* LOGMODE TABLE ENTRY FOR DRDA SUPPORT
*
*****
IBMRDB MODEENT LOGMODE=IBMRDB, DRDA DEFAULT MODE
TYPE=0, NEGOTIABLE BIND
PSNDPAC=X'00', PRIMARY SEND PACING COUNT
SSNDPAC=X'02', SECONDARY SEND PACING COUNT
SRCVPAC=X'00', SECONDARY RECEIVE PACING COUNT
RUSIZES=X'8989', RUSIZES IN-4K OUT-4K
FMPROF=X'13', LU6.2 FM PROFILE
TSPROF=X'07', LU6.2 TS PROFILE
PRIPROT=X'B0', LU6.2 PRIMARY PROTOCOLS
SECPROT=X'B0', LU6.2 SECONDARY PROTOCOLS
COMPROT=X'50A5', LU6.2 COMMON PROTOCOLS

```

```

                PSERVIC=X'06020000000000000102F00',    LU6.2 LU TYPE    *
                APPNCOS=#CONNECT
                TITLE 'CPSVRMGR'
*****
*
*          LOGMODE TABLE FOR SESSIONS BETWEEN A DLS (DEPENDENT LU
*          SERVER) AND A DLR (DEPENDENT LU REQUESTOR).
*
*****
CPSVRMGR MODEENT LOGMODE=CPSVRMGR,
                ENCR=B'0000',
                RUSIZES=X'9797',
                SSNDPAC=7, SRCVPAC=7, PSNDPAC=7,
                APPNCOS=SNASVCMG,
                COS=ISTVTCOS
                TITLE 'DLUR'
*****
*
*          LOGMODE ENTRY FOR 3174 DLUR
*
*****
DLUR          MODEENT LOGMODE=DLUR, FMPROF=X'03', TSPROF=X'03',
                PRIPROT=X'B1', SECPROT=X'90', COMPROT=X'3080',
                SSNDPAC=X'04', PSNDPAC=X'04', RUSIZES=X'8787',
                PSERVIC=X'028000000000185000007E00',
                APPNCOS=#CONNECT
*
                TITLE 'SNDAUTH'
*****
*
*          LOGMODE ENTRY FOR DCE
*
*****
SNDAUTH MODEENT LOGMODE=SNDAUTH, PSNDPAC=X'03',
                SSNDPAC=X'03', SRCVPAC=X'03', ENCR=B'0000'
                MODEEND ,                      END OF DEFAULT TABLE ENTRIES
                END                          , END OF ISTINCLM

```

Session-level USS table (ISTINCDT)

ISTINCDT	EJECT	TABLE=STDTRANS, FORMAT=DYNAMIC
LOGON	USSTAB	SPACE 4
	USSCMD	CMD=LOGON, FORMAT=PL1
	USSPARM	PARM=APPLID
	USSPARM	PARM=LOGMODE
	USSPARM	PARM=DATA
LOGOFF	EJECT	
	USSCMD	CMD=LOGOFF, FORMAT=PL1
	USSPARM	PARM=APPLID
	USSPARM	PARM=TYPE, DEFAULT=UNCOND
	USSPARM	PARM=HOLD, DEFAULT=YES
IBMTST	EJECT	
	USSCMD	CMD=IBMTST, FORMAT=BAL
	USSPARM	PARM=P1, DEFAULT=10
	USSPARM	PARM=P2, DEFAULT=ABCDEFGHIJKLMNOPQRSTUVWXYZ0123456789
USSMSG01	EJECT	
USSMSG01	USSMSG	MSG=1, TEXT='INVALID % COMMAND SYNTAX'
USSMSG02	USSMSG	MSG=2, TEXT='% COMMAND UNRECOGNIZED'
USSMSG03	USSMSG	MSG=3, TEXT='% PARAMETER EXTRANEIOUS'
USSMSG04	USSMSG	MSG=4, TEXT='% PARAMETER VALUE %(2) NOT VALID'
USSMSG05	USSMSG	MSG=5, TEXT='UNSUPPORTED FUNCTION'
USSMSG06	USSMSG	MSG=6, TEXT='SEQUENCE ERROR'
USSMSG07	USSMSG	MSG=7, TEXT='% (1) UNABLE TO ESTABLISH SESSION - %(2) FAILED WITH SENSE %(3)'
USSMSG08	USSMSG	MSG=8, TEXT='INSUFFICIENT STORAGE'
USSMSG09	USSMSG	MSG=9, TEXT='MAGNETIC CARD DATA ERROR'
USSMSG11	USSMSG	MSG=11, TEXT='% SESSIONS ENDED'
USSMSG12	USSMSG	MSG=12, TEXT='REQUIRED PARAMETER OMITTED'
USSMSG13	USSMSG	MSG=13, TEXT='IBMECHO % '
USSMSG14	USSMSG	MSG=14, TEXT='USS MESSAGE % NOT DEFINED'
STDTRANS	EJECT	
	DC	X'000102030440060708090A0B0C0D0E0F'
	DC	X'101112131415161718191A1B1C1D1E1F'
	DC	X'202122232425262728292A2B2C2D2E2F'
	DC	X'303132333435363738393A3B3C3D3E3F'
	DC	X'404142434445464748494A4B4C4D4E4F'
	DC	X'505152535455565758595A5B5C5D5E5F'
	DC	X'606162636465666768696A6B6C6D6E6F'

```

DC      X'707172737475767778797A7B7C7D7E7F'
DC      X'80C1C2C3C4C5C6C7C8C98A8B8C8D8E8F'
DC      X'90D1D2D3D4D5D6D7D8D99A9B9C9D9E9F'
DC      X'A0A1E2E3E4E5E6E7E8E9AAABACADAEAF'
DC      X'B0B1B2B3B4B5B6B7B8B9BABBBCBDBEBF'
DC      X'C0C1C2C3C4C5C6C7C8C9CACBCCCDCECF'
DC      X'D0D1D2D3D4D5D6D7D8D9DADBDCDDDEDF'
DC      X'E0E1E2E3E4E5E6E7E8E9EAEBECEDEEEF'
DC      X'F0F1F2F3F4F5F6F7F8F9FAFBFCFDFEFF'
END      USSEND
END      ,      END OF ASSEMBLY

```

Operation-level USS table (ISTINCNO)

```

ISTINCNO USSTAB FORMAT=DYNAMIC
*  MODULE NAME:  ISTINCNO
*
*  COPYRIGHT = Licensed Materials - Property of IBM
*
*      "Restricted Materials of IBM"
*
*      5655-ZOS
*
*      Copyright IBM Corp. 1984, 2023
*
*      Status = ZCSV3R1
*
*  USS TABLE FOR ACF/VTAM OPERATOR COMMANDS AND MESSAGES
*
*  $MOD(ISTINCNO),COMP(MSGS),PROD(VTAM): COMMAND & MESSAGE TABLE
*
*  TABLE NAME: ISTINCNO
*
*  BEGINNING OF COMMAND DEFINITIONS:
*****
*  DISPLAY COMMAND(NETWORK OPERATOR SERVICES)
*****
USSCMD  CMD=DISPLAY,FORMAT=BAL
USSPARM PARM=A,REP=SCOPE,VALUE=ACT
USSPARM PARM=ACT,REP=SCOPE,VALUE=ACT
USSPARM PARM=ACTIVITY,REP=SCOPE,VALUE=ACTIVITY
USSPARM PARM=ACTONLY,REP=SCOPE,VALUE=ACTONLY
USSPARM PARM=ACTSESS,REP=SCOPE,VALUE=ACTSESS
USSPARM PARM=ADJCLUST,REP=VERB,VALUE=ADJCLUST
USSPARM PARM=ADJCP,REP=VERB,VALUE=ADJCP
USSPARM PARM=ADJSSCPS,REP=VERB,VALUE=ADJSSCPS
USSPARM PARM=APING,REP=VERB,VALUE=APING
USSPARM PARM=APINGDTP,REP=VERB,VALUE=APINGDTP
USSPARM PARM=APINGTP,REP=VERB,VALUE=APINGTP
USSPARM PARM=APPLS,REP=VERB,VALUE=APPLS
USSPARM PARM=APPNTOSA,REP=VERB,VALUE=APPNTOSA
USSPARM PARM=AUTOLOG,REP=VERB,VALUE=AUTOLOG
USSPARM PARM=BFRUSE,REP=VERB,VALUE=BFRUSE
USSPARM PARM=BNCOSMAP,REP=VERB,VALUE=BNCOSMAP
USSPARM PARM=CDRMS,REP=VERB,VALUE=CDRMS
USSPARM PARM=CDRSCS,REP=VERB,VALUE=CDRSCS
USSPARM PARM=CLSTRS,REP=VERB,VALUE=CLSTRS
USSPARM PARM=CNOS,REP=VERB,VALUE=DCNOS
USSPARM PARM=CONCT,REP=SCOPE,VALUE=CONCT
USSPARM PARM=CONVID,REP=VERB,VALUE=DCONVID
USSPARM PARM=COS,REP=VERB,VALUE=COS
USSPARM PARM=CPS,REP=VERB,VALUE=CPS
USSPARM PARM=CPCP,REP=VERB,VALUE=CPCP
USSPARM PARM=CPSTAB,REP=VERB,VALUE=CPS
USSPARM PARM=CSDUMP,REP=VERB,VALUE=CSDUMP
USSPARM PARM=DET,REP=LIST,VALUE=DETAIL
USSPARM PARM=DETAIL,REP=LIST,VALUE=DETAIL
USSPARM PARM=DEVSTATS,REP=DEVSTATS,VALUE=YES
USSPARM PARM=DIRECTRY,REP=VERB,VALUE=DIRECTRY
USSPARM PARM=DISK,REP=VERB,VALUE=DISK
USSPARM PARM=DLUR,REP=VERB,VALUE=DLURS
USSPARM PARM=DLURS,REP=VERB,VALUE=DLURS
USSPARM PARM=E,REP=SCOPE,VALUE=ALL
USSPARM PARM=EE,REP=VERB,VALUE=EE
USSPARM PARM=EEDIAG,REP=VERB,VALUE=EEDIAG
USSPARM PARM=EVERY,REP=SCOPE,VALUE=ALL

```

```

USSPARM PARM=EXIT,REP=VERB,VALUE=EXIT
USSPARM PARM=GRAFFIN,REP=VERB,VALUE=GRAFFIN
USSPARM PARM=GROUPS,REP=VERB,VALUE=GROUPS
USSPARM PARM=GRPPREFS,REP=VERB,VALUE=GRPPREFS
USSPARM PARM=HPRDIAG,REP=HPRDIAG,VALUE=YES
USSPARM PARM=I,REP=SCOPE,VALUE=INACT
USSPARM PARM=ID
USSPARM PARM=INACT,REP=SCOPE,VALUE=INACT
USSPARM PARM=INACTONL,REP=SCOPE,VALUE=INACTONLY
USSPARM PARM=INOPCODE,REP=VERB,VALUE=INOPCODE
USSPARM PARM=INOPDUMP,REP=VERB,VALUE=DINOPDUM
USSPARM PARM=LINE,REP=VERB,VALUE=LINES
USSPARM PARM=LINES,REP=VERB,VALUE=LINES
USSPARM PARM=LIST
USSPARM PARM=LMTBL,REP=VERB,VALUE=DLMTBL
USSPARM PARM=LUGROUPS,REP=VERB,VALUE=LUGROUPS
USSPARM PARM=MAJNODES,REP=VERB,VALUE=MAJNODES
USSPARM PARM=MODELS,REP=VERB,VALUE=MODELS
USSPARM PARM=N,REP=SCOPE,VALUE=ONLY
USSPARM PARM=NCPSTOR,REP=VERB,VALUE=NCPSTOR
USSPARM PARM=NETID
USSPARM PARM=NETSRVR,REP=VERB,VALUE=NETSRVR
USSPARM PARM=NONE,REP=SCOPE,VALUE=ONLY
USSPARM PARM=P,REP=VERB,VALUE=PATHS
USSPARM PARM=PATHS,REP=VERB,VALUE=PATHS
USSPARM PARM=PATHTAB,REP=VERB,VALUE=PATHTAB
USSPARM PARM=PEND,REP=SCOPE,VALUE=PENDING
USSPARM PARM=PENDING,REP=VERB,VALUE=PENDING
USSPARM PARM=RECENT,REP=SCOPE,VALUE=RECENT
USSPARM PARM=RELSO,REP=SCOPE,VALUE=RELSO
USSPARM PARM=RESET,REP=SCOPE,VALUE=RESET
USSPARM PARM=ROUTE,REP=VERB,VALUE=ROUTE
USSPARM PARM=RSCLIST,REP=VERB,VALUE=RSCLIST
USSPARM PARM=RTPS,REP=VERB,VALUE=RTPS
USSPARM PARM=SAMAP,REP=VERB,VALUE=SAMAP
USSPARM PARM=SATOAPPN,REP=VERB,VALUE=SATOAPPN
USSPARM PARM=SCOPE
USSPARM PARM=SESSION,REP=VERB,VALUE=SESSIONS
USSPARM PARM=SESSIONS,REP=VERB,VALUE=SESSIONS
USSPARM PARM=SNSFILTR,REP=VERB,VALUE=SNSFILTR
USSPARM PARM=SRCHINFO,REP=VERB,VALUE=SRCHINFO
USSPARM PARM=STATIONS,REP=VERB,VALUE=STATIONS
USSPARM PARM=STATS,REP=VERB,VALUE=STATS
USSPARM PARM=STORUSE,REP=VERB,VALUE=STORUSE
USSPARM PARM=SUM,REP=LIST,VALUE=SUMMARY
USSPARM PARM=SUMMARY,REP=LIST,VALUE=SUMMARY
USSPARM PARM=TABLE,REP=VERB,VALUE=DTABLE
USSPARM PARM=TERMS,REP=VERB,VALUE=TERMS
USSPARM PARM=TGP,REP=VERB,VALUE=TGPS
USSPARM PARM=TGPS,REP=VERB,VALUE=TGPS
USSPARM PARM=TNSTAT,REP=VERB,VALUE=DTNSTAT
USSPARM PARM=TOPO,REP=VERB,VALUE=TOPO
USSPARM PARM=TRACE,REP=VERB,VALUE=TRACES
USSPARM PARM=TRACES,REP=VERB,VALUE=TRACES
USSPARM PARM=TRL,REP=VERB,VALUE=TRL
USSPARM PARM=TSOUSER,REP=VERB,VALUE=TSOUSER
USSPARM PARM=U,REP=VERB,VALUE=TSOUSER
USSPARM PARM=USERVAR,REP=VERB,VALUE=USERVAR
USSPARM PARM=VTAMOPTS,REP=VERB,VALUE=VTAMOPTS
USSPARM PARM=VTAMSTOR,REP=VERB,VALUE=VTAMSTOR
*****
* DISPLAY ADJCP COMMAND
*****
USSCMD CMD=ADJCP,FORMAT=BAL
*****
* DISPLAY ADJSSCPS COMMAND
*****
USSCMD CMD=ADJSSCPS,FORMAT=BAL
USSPARM PARM=CDRM
USSPARM PARM=CDRSC
USSPARM PARM=SCOPE,DEFAULT=ONLY
USSPARM PARM=MAX
*****
* DISPLAY APPLS COMMAND
*****
USSCMD CMD=APPLS,FORMAT=BAL
USSPARM PARM=MAX
USSPARM PARM=SCOPE,DEFAULT=ALL
*****
* DISPLAY APING COMMAND
*****
USSCMD CMD=APING,FORMAT=BAL

```

```

USSPARM PARM=CONSEC,DEFAULT=1
USSPARM PARM=ECHO,DEFAULT=YES
USSPARM PARM=ITER,DEFAULT=2
USSPARM PARM=LIST,DEFAULT=ALL
USSPARM PARM=LOGMODE,DEFAULT=#INTER
USSPARM PARM=PASSWORD
USSPARM PARM=SIZE,DEFAULT=100
USSPARM PARM=TP,DEFAULT=APINGD
USSPARM PARM=USERID
*****
* DISPLAY APINGDTP COMMAND
*****
USSCMD  CMD=APINGDTP,FORMAT=BAL
USSPARM PARM=LIST
USSPARM PARM=MAX
*****
* DISPLAY APINGTP COMMAND
*****
USSCMD  CMD=APINGTP,FORMAT=BAL
USSPARM PARM=LIST
USSPARM PARM=MAX
*****
* DISPLAY APPNTOSA COMMAND
*****
USSCMD  CMD=APPNTOSA,FORMAT=BAL
*****
* DISPLAY AUTOLOG COMMAND
*****
USSCMD  CMD=AUTOLOG,FORMAT=BAL
USSPARM PARM=MAX
USSPARM PARM=SCOPE,DEFAULT=ONLY
*****
* DISPLAY BFRUSE COMMAND
*****
USSCMD  CMD=BFRUSE,FORMAT=BAL
USSPARM PARM=BUF,REP=BUFFER
USSPARM PARM=BUFFER,DEFAULT=*
*****
* DISPLAY BNCOSMAP COMMAND
*****
USSCMD  CMD=BNCOSMAP,FORMAT=BAL
*****
* DISPLAY CDRMS COMMAND
*****
USSCMD  CMD=CDRMS,FORMAT=BAL
USSPARM PARM=MAX
USSPARM PARM=SCOPE,DEFAULT=ALL
*****
* DISPLAY CDRSCS COMMAND
*****
USSCMD  CMD=CDRSCS,FORMAT=BAL
USSPARM PARM=MAX
USSPARM PARM=SCOPE,DEFAULT=ALL
*****
* DISPLAY CLSTRS COMMAND
*****
USSCMD  CMD=CLSTRS,FORMAT=BAL
USSPARM PARM=MAX
USSPARM PARM=OWNER
USSPARM PARM=SCOPE,DEFAULT=ALL
USSPARM PARM=LIST,DEFAULT=ALL
*****
* DISPLAY CNOS COMMAND
*****
USSCMD  CMD=DCNOS,FORMAT=BAL
USSPARM PARM=LOG,REP=LOGMODE
USSPARM PARM=LOGMODE
USSPARM PARM=LU,REP=LUNAME
USSPARM PARM=LUNAME
*****
* DISPLAY CONVID COMMAND
*****
USSCMD  CMD=DCONVID,FORMAT=BAL
USSPARM PARM=ETIME,DEFAULT=0
USSPARM PARM=LOG,REP=LOGMODE
USSPARM PARM=LOGMODE
USSPARM PARM=LU,REP=LUNAME
USSPARM PARM=LUNAME
*****
* DISPLAY COS COMMAND
*****
USSCMD  CMD=COS,FORMAT=BAL

```

```

*****
* DISPLAY CPCP COMMAND
*****
  USSCMD CMD=CPCP,FORMAT=BAL
  USSPARM PARM=SCOPE,DEFAULT=ALL
  USSPARM PARM=LIST,DEFAULT=ALL
  USSPARM PARM=MAX
*****
* DISPLAY CPS COMMAND
*****
  USSCMD CMD=CPS,FORMAT=BAL
*****
* DISPLAY CSDUMP COMMAND
*****
  USSCMD CMD=CSDUMP,FORMAT=BAL
*****
* DISPLAY DIRECTRY COMMAND
*****
  USSCMD CMD=DIRECTRY,FORMAT=BAL
  USSPARM PARM=SCOPE,DEFAULT=ONLY
*****
* DISPLAY DISK COMMAND
*****
  USSCMD CMD=DISK,FORMAT=BAL
*****
* DISPLAY EE COMMAND
*****
  USSCMD CMD=EE,FORMAT=BAL
  USSPARM PARM=CPNAME
  USSPARM PARM=ID
  USSPARM PARM=IPADDR
  USSPARM PARM=IP,REP=IPADDR
  USSPARM PARM=HOSTNAME
  USSPARM PARM=HN,REP=HOSTNAME
  USSPARM PARM=LIST,DEFAULT=SUMMARY
  USSPARM PARM=MAX
*****
* DISPLAY EEDIAG COMMAND
*****
  USSCMD CMD=EEDIAG,FORMAT=BAL
  USSPARM PARM=CLEAR,REP=CLEAR,VALUE=ALL
  USSPARM PARM=ID
  USSPARM PARM=IPADDR
  USSPARM PARM=IP,REP=IPADDR
  USSPARM PARM=HOSTNAME
  USSPARM PARM=HN,REP=HOSTNAME
  USSPARM PARM=TEST
  USSPARM PARM=TEST,REP=TEST,VALUE=YES
  USSPARM PARM=LIST,DEFAULT=SUMMARY
  USSPARM PARM=MAX,DEFAULT=20
*****
* DISPLAY EXIT COMMAND
*****
  USSCMD CMD=EXIT,FORMAT=BAL
  USSPARM PARM=MAX
*****
* DISPLAY GRAFFIN COMMAND
*****
  USSCMD CMD=GRAFFIN,FORMAT=BAL
  USSPARM PARM=LU,DEFAULT=*.
  USSPARM PARM=GNAME,DEFAULT=*.
  USSPARM PARM=MAX
*****
* DISPLAY GROUPS COMMAND
*****
  USSCMD CMD=GROUPS,FORMAT=BAL
  USSPARM PARM=MAX
  USSPARM PARM=SCOPE,DEFAULT=ALL
*****
* DISPLAY GRPREFS COMMAND
*****
  USSCMD CMD=GRPREFS,FORMAT=BAL
*****
* DISPLAY INOPCODE COMMAND
*****
  USSCMD CMD=INOPCODE
*****
* DISPLAY INOPDUMP COMMAND
*****
  USSCMD CMD=DINOPDUM
*****
* DISPLAY LINES COMMAND

```

```

*****
USSCMD  CMD=LINES,FORMAT=BAL
USSPARM PARM=DEFINED,REP=USE,VALUE=DEFINED
USSPARM PARM=MAX
USSPARM PARM=OWNER
USSPARM PARM=SCOPE,DEFAULT=ALL
USSPARM PARM=SPARE,REP=USE,VALUE=SPARE
USSPARM PARM=USE
USSPARM PARM=LIST,DEFAULT=ALL
*****
* DISPLAY LMTBL COMMAND
*****
USSCMD  CMD=DLMTBL,FORMAT=BAL
USSPARM PARM=LU,REP=LUNAME
USSPARM PARM=LUNAME
USSPARM PARM=TYPE
*****
* DISPLAY LUGROUPS COMMAND
*****
USSCMD  CMD=LUGROUPS,FORMAT=BAL
USSPARM PARM=GROUP
USSPARM PARM=SCOPE,DEFAULT=ONLY
USSPARM PARM=MAX
*****
* DISPLAY MAJNODES COMMAND
*****
USSCMD  CMD=MAJNODES,FORMAT=BAL
USSPARM PARM=MAX
*****
* DISPLAY MODELS COMMAND
*****
USSCMD  CMD=MODELS,FORMAT=BAL
USSPARM PARM=SCOPE,DEFAULT=ONLY
*****
* DISPLAY NCPSTOR COMMAND
*****
USSCMD  CMD=NCPSTOR,FORMAT=BAL
USSPARM PARM=ADDR
USSPARM PARM=LENGTH,DEFAULT=32
USSPARM PARM=STORAGE,DEFAULT=MAIN
*****
* DISPLAY NETSRVR COMMAND
*****
USSCMD  CMD=NETSRVR,FORMAT=BAL
USSPARM PARM=SCOPE,DEFAULT=ALL
*****
* DISPLAY PATHS COMMAND
*****
USSCMD  CMD=PATHS,FORMAT=BAL
*****
* DISPLAY PATHTAB COMMAND
*****
USSCMD  CMD=PATHTAB,FORMAT=BAL
USSPARM PARM=ADJSUB
USSPARM PARM=DESTSUB
USSPARM PARM=MAX
*****
* DISPLAY PENDING COMMAND
*****
USSCMD  CMD=PENDING,FORMAT=BAL
USSPARM PARM=MAX
*****
* DISPLAY ROUTE COMMAND
*****
USSCMD  CMD=ROUTE,FORMAT=BAL
USSPARM PARM=BLOCKED
USSPARM PARM=COSNAME
USSPARM PARM=DESTSA,REP=DESTSUB
USSPARM PARM=DESTSUB
USSPARM PARM=ER
USSPARM PARM=HELD
USSPARM PARM=ORIGIN
USSPARM PARM=TEST,DEFAULT=NO
USSPARM PARM=VR
*****
* DISPLAY RSCLIST COMMAND
*****
USSCMD  CMD=RSCLIST,FORMAT=BAL
USSPARM PARM=EXCLUDE
USSPARM PARM=MAJNODE
USSPARM PARM=IDTYPE,DEFAULT=*
USSPARM PARM=MAX

```



```

USSPARM PARM=SCOPE,DEFAULT=ALL
*****
* DISPLAY RTPS COMMAND
*****
USSCMD  CMD=RTPS,FORMAT=BAL
USSPARM PARM=APPNCOS
USSPARM PARM=CLEAR,REP=CLEAR,VALUE=ALL
USSPARM PARM=CONGEST,DEFAULT=ALL
USSPARM PARM=CPNAME
USSPARM PARM=LIST,DEFAULT=DETAIL
USSPARM PARM=MAX
USSPARM PARM=SWITCH,DEFAULT=ALL
USSPARM PARM=STALL,DEFAULT=ALL
*****
* DISPLAY SAMAP COMMAND
*****
USSCMD  CMD=SAMAP,FORMAT=BAL
*****
* DISPLAY SATOAPPN COMMAND
*****
USSCMD  CMD=SATOAPPN,FORMAT=BAL
*****
* DISPLAY SESSIONS COMMAND
*****
USSCMD  CMD=SESSIONS,FORMAT=BAL
USSPARM PARM=LIST,DEFAULT=COUNT
USSPARM PARM=LU1
USSPARM PARM=LU2
USSPARM PARM=MAX
USSPARM PARM=PLU
USSPARM PARM=SCOPE,DEFAULT=ALL
USSPARM PARM=SID
USSPARM PARM=SLU
USSPARM PARM=PATH,REP=PATHINFO,VALUE=YES
USSPARM PARM=PATHINFO,DEFAULT=YES
*****
* DISPLAY SNSFILTR COMMAND
*****
USSCMD  CMD=SNSFILTR,FORMAT=BAL
*****
* DISPLAY SRCHINFO COMMAND
*****
USSCMD  CMD=SRCHINFO,FORMAT=BAL
USSPARM PARM=DLU
USSPARM PARM=FROMCP
USSPARM PARM=FROMSSCP
USSPARM PARM=LIST,DEFAULT=SUMMARY
USSPARM PARM=LU1
USSPARM PARM=LU2
USSPARM PARM=MAX
USSPARM PARM=OLU
USSPARM PARM=PCID,REP=SID
USSPARM PARM=SID
USSPARM PARM=TOCP
USSPARM PARM=TYPE,DEFAULT=ALL
*****
* DISPLAY STATIONS COMMAND
*****
USSCMD  CMD=STATIONS,FORMAT=BAL
USSPARM PARM=MAX
USSPARM PARM=SCOPE,DEFAULT=ALL
*****
* DISPLAY STATS COMMAND
*****
USSCMD  CMD=STATS,FORMAT=BAL
USSPARM PARM=NUM,REP=MAX
USSPARM PARM=MAX
USSPARM PARM=STRNM,REP=STRNAME
USSPARM PARM=STRNAME
USSPARM PARM=TYPE
*****
* DISPLAY STORUSE COMMAND
*****
USSCMD  CMD=STORUSE,FORMAT=BAL
USSPARM PARM=APPL
USSPARM PARM=DSPNAME
USSPARM PARM=JOBNAME
USSPARM PARM=LIST
USSPARM PARM=POOLTYPE
USSPARM PARM=NUM,REP=MAX
USSPARM PARM=MAX
USSPARM PARM=POOL

```

```

*****
* DISPLAY TABLE COMMAND
*****
    USSCMD  CMD=DTABLE,FORMAT=BAL
    USSPARM PARM=SCOPE,DEFAULT=ONLY
    USSPARM PARM=MAX
*****
* DISPLAY TERMS COMMAND
*****
    USSCMD  CMD=TERMS,FORMAT=BAL
    USSPARM PARM=MAX
    USSPARM PARM=SCOPE,DEFAULT=ALL
*****
* DISPLAY TGPS COMMAND
*****
    USSCMD  CMD=TGPS,FORMAT=BAL
    USSPARM PARM=MAX
*****
* DISPLAY TNSTAT COMMAND
*****
    USSCMD  CMD=DTNSTAT
*****
* DISPLAY TOPO COMMAND
*****
    USSCMD  CMD=TOPO,FORMAT=BAL
    USSPARM PARM=CLEAR,REP=CLEAR,VALUE=YES
*****
* DISPLAY TRACES COMMAND
*****
    USSCMD  CMD=TRACES,FORMAT=BAL
    USSPARM PARM=IDTYPE,DEFAULT=RESOURCE
    USSPARM PARM=TYPE,DEFAULT=VTAM
*****
* DISPLAY TRL COMMAND
*****
    USSCMD  CMD=TRL,FORMAT=BAL
    USSPARM PARM=MAX
    USSPARM PARM=CONTROL,DEFAULT=ALL
    USSPARM PARM=DEVSTATS
    USSPARM PARM=XCFCP
    USSPARM PARM=TRLE
*****
* DISPLAY TSUSER COMMAND
*****
    USSCMD  CMD=TSUSER,FORMAT=BAL
*****
* DISPLAY USERVAR COMMAND
*****
    USSCMD  CMD=USERVAR,FORMAT=BAL
    USSPARM PARM=MAX
*****
* DISPLAY VTAMOPTS COMMAND
*****
    USSCMD  CMD=VTAMOPTS,FORMAT=BAL
    USSPARM PARM=COMP,REP=FORMAT,VALUE=COMPLETE
    USSPARM PARM=CUR,REP=FORMAT,VALUE=CURRENT
    USSPARM PARM=FUNCTION
    USSPARM PARM=MOD,REP=FORMAT,VALUE=MODIFIED
    USSPARM PARM=OPT,REP=OPTION
* DEFAULTS MUST FOLLOW VALUE *****
    USSPARM PARM=FORMAT,DEFAULT=CURRENT
    USSPARM PARM=OPTION,DEFAULT=*
*****
* DISPLAY VTAMSTOR COMMAND
*****
    USSCMD  CMD=VTAMSTOR,FORMAT=BAL
    USSPARM PARM=MOD,REP=MODULE
    USSPARM PARM=MODULE
    USSPARM PARM=RSC,REP=RESOURCE
    USSPARM PARM=RESOURCE
    USSPARM PARM=NETADDR
    USSPARM PARM=NETID
    USSPARM PARM=ADDR,REP=ADDRESS
    USSPARM PARM=ADDRESS
    USSPARM PARM=LEN,REP=LENGTH
    USSPARM PARM=LENGTH
    USSPARM PARM=XLEN,REP=XLENGTH
    USSPARM PARM=XLENGTH
*****
* MODIFY COMMAND
*****
    USSCMD  CMD=MODIFY,FORMAT=BAL

```

```

USSPARM PARM=ALSLIST,REP=VERB,VALUE=ALSLIST
USSPARM PARM=APINGDTP,REP=VERB,VALUE=FAPINGDT
USSPARM PARM=APINGTP,REP=VERB,VALUE=FAPINGTP
USSPARM PARM=ATTACH,REP=VERB,VALUE=ATTACH
USSPARM PARM=BFRUSE,REP=VERB,VALUE=BFRUSE
USSPARM PARM=CANCEL,REP=OPTION,VALUE=CANCEL
USSPARM PARM=CDRM
USSPARM PARM=CHKPT,REP=VERB,VALUE=CHKPT
USSPARM PARM=CNOS,REP=VERB,VALUE=FCNOS
USSPARM PARM=CNSL,REP=CNSL,VALUE=YES
USSPARM PARM=COMPRESS,REP=VERB,VALUE=COMPRESS
USSPARM PARM=CSDUMP,REP=VERB,VALUE=CSDUMP
USSPARM PARM=DEFAULTS,REP=VERB,VALUE=DEFAULTS
USSPARM PARM=DEFINE,REP=VERB,VALUE=FDEFINE
USSPARM PARM=DETACH,REP=VERB,VALUE=DETACH
USSPARM PARM=DIRECTRY,REP=VERB,VALUE=FDIRECT
USSPARM PARM=DR,REP=VERB,VALUE=DR
USSPARM PARM=DUMP,REP=VERB,VALUE=DUMP
USSPARM PARM=DYNA,REP=OPTION,VALUE=DYNA
USSPARM PARM=E,REP=SCOPE,VALUE=ALL
USSPARM PARM=ENCR
USSPARM PARM=EVERY,REP=SCOPE,VALUE=ALL
USSPARM PARM=EXIT,REP=VERB,VALUE=FEXIT
USSPARM PARM=F,REP=TYPE,VALUE=FORCE
USSPARM PARM=FORCE,REP=TYPE,VALUE=FORCE
USSPARM PARM=GR,REP=VERB,VALUE=GR
USSPARM PARM=I,REP=TYPE,VALUE=IMMED
USSPARM PARM=ID
USSPARM PARM=IMMED,REP=TYPE,VALUE=IMMED
USSPARM PARM=IMR,REP=VERB,VALUE=IMR
USSPARM PARM=INPDMP,REP=VERB,VALUE=INPDMP
USSPARM PARM=IOPD
USSPARM PARM=LINEDEF,REP=VERB,VALUE=LINEDEF
USSPARM PARM=LL2,REP=VERB,VALUE=LL2
USSPARM PARM=LOAD,REP=VERB,VALUE=LOAD
USSPARM PARM=MSG,REP=VERB,VALUE=MSG
USSPARM PARM=N,REP=TYPE,VALUE=NORM
USSPARM PARM=NCP,REP=VERB,VALUE=NCP
USSPARM PARM=NEGPOLL
USSPARM PARM=NOCNSL,REP=CNSL,VALUE=NO
USSPARM PARM=NORM,REP=TYPE,VALUE=NORM
USSPARM PARM=NOTNSTAT,REP=VERB,VALUE=NOTNSTAT
USSPARM PARM=NOTRACE,REP=VERB,VALUE=NOTRACE
USSPARM PARM=OPT,REP=OPTION
USSPARM PARM=POLL
USSPARM PARM=PROFILES,REP=VERB,VALUE=PROFILES
USSPARM PARM=QUERY,REP=VERB,VALUE=QUERY
USSPARM PARM=RESOURCE,REP=VERB,VALUE=RESOURCE
USSPARM PARM=RMPO,REP=RMPO,VALUE=YES
USSPARM PARM=RTP,REP=VERB,VALUE=RTP
USSPARM PARM=SECURITY,REP=VERB,VALUE=SECURITY
USSPARM PARM=SESSION
USSPARM PARM=SUBTASK,REP=VERB,VALUE=SUBTASK
USSPARM PARM=TABLE,REP=VERB,VALUE=TABLE
USSPARM PARM=TGP,REP=VERB,VALUE=TGP
USSPARM PARM=TGPS,REP=VERB,VALUE=TGP
USSPARM PARM=TNSTAT,REP=VERB,VALUE=FTNSTAT
USSPARM PARM=TOPO,REP=VERB,VALUE=TOPO
USSPARM PARM=TPRINT,REP=VERB,VALUE=TPRINT
USSPARM PARM=TRACE,REP=VERB,VALUE=TRACE
USSPARM PARM=TRACES,REP=VERB,VALUE=TRACE
USSPARM PARM=TYPE
USSPARM PARM=USERVAR,REP=VERB,VALUE=FUSERVAR
USSPARM PARM=VTAMOPTS,REP=VERB,VALUE=FVTAMOPT
*****
* MODIFY ALSLIST COMMAND
*****
USSCMD  CMD=ALSLIST
USSPARM PARM=ACTION
USSPARM PARM=NEW,REP=NEWALS
USSPARM PARM=NEWALS
USSPARM PARM=OLD,REP=OLDALS
USSPARM PARM=OLDALS
*****
* MODIFY APINGDTP COMMAND
*****
USSCMD  CMD=FAPINGDT,FORMAT=BAL
USSPARM PARM=INSTANCE
*****
* MODIFY APINGTP COMMAND
*****
USSCMD  CMD=FAPINGTP,FORMAT=BAL

```

```

USSPARM PARM=INSTANCE
*****
* MODIFY ATTACH COMMAND (VM AND VSE ONLY)
*****
USSCMD  CMD=ATTACH,REP=SUBTASK
USSPARM PARM=FUNCTION,DEFAULT=ATTACH
USSPARM PARM=PARM              (VM ONLY)
USSPARM PARM=SUPVR,DEFAULT=NO  (VM ONLY)
*****
* MODIFY BFRUSE COMMAND
*****
USSCMD  CMD=BFRUSE,FORMAT=BAL
USSPARM PARM=BUF,REP=BUFFER
USSPARM PARM=BUFFER,DEFAULT=IOBUF
*****
* MODIFY CHKPT COMMAND
*****
USSCMD  CMD=CHKPT,FORMAT=BAL
USSPARM PARM=TYPE,DEFAULT=ALL
*****
* MODIFY COMPRESS COMMAND
*****
USSCMD  CMD=COMPRESS,FORMAT=BAL
USSPARM PARM=CMPPAPPLI
USSPARM PARM=CMPPAPLO
USSPARM PARM=CMPTAM
*****
* MODIFY CNOS COMMAND
*****
USSCMD  CMD=FCNOS
USSPARM PARM=CSECL,REP=CONVSECL
USSPARM PARM=CONVSECL
USSPARM PARM=DRL,REP=DRAINL,DEFAULT=NO
USSPARM PARM=DRAINL,DEFAULT=NO
USSPARM PARM=DRR,REP=DRAINR,DEFAULT=NO
USSPARM PARM=DRAINR,DEFAULT=NO
USSPARM PARM=LIMITS
USSPARM PARM=LOG,REP=LOGMODE
USSPARM PARM=LOGMODE
USSPARM PARM=LU,REP=LUNAME
USSPARM PARM=LUNAME
USSPARM PARM=NBM,REP=NBRMODE,DEFAULT=ONE
USSPARM PARM=NBRMODE,DEFAULT=ONE
USSPARM PARM=RESP,DEFAULT=LOCAL
USSPARM PARM=RSP,REP=RESP,DEFAULT=LOCAL
USSPARM PARM=SNG,REP=SNGSESLU,DEFAULT=NO
USSPARM PARM=SNGSESLU,DEFAULT=NO
*****
* MODIFY CSDUMP COMMAND
*****
USSCMD  CMD=CSDUMP
USSPARM PARM=SENSE
USSPARM PARM=RU
USSPARM PARM=MESSAGE
USSPARM PARM=MATCHLIM,DEFAULT=1
USSPARM PARM=DELETE
USSPARM PARM=REMOTE,DEFAULT=NO
*****
* MODIFY DEFAULTS COMMAND
*****
USSCMD  CMD=DEFAULTS
USSPARM PARM=DLOG,REP=DLOGMOD
USSPARM PARM=DLOGMOD
*****
* MODIFY DEFINE COMMAND
*****
USSCMD  CMD=FDEFINE
USSPARM PARM=AUTO,REP=AUTOSES
USSPARM PARM=AUTOSES
USSPARM PARM=DEL,REP=DELETE,DEFAULT=NALLOW
USSPARM PARM=DELETE,DEFAULT=NALLOW
USSPARM PARM=DDRL,REP=DDRAINL
USSPARM PARM=DDRAINL
USSPARM PARM=DLIMITS
USSPARM PARM=DRSP,REP=DRESPL
USSPARM PARM=DRESPL
USSPARM PARM=LOG,REP=LOGMODE
USSPARM PARM=LOGMODE
USSPARM PARM=LU,REP=LUNAME
USSPARM PARM=LUNAME
*****
* MODIFY DETACH COMMAND (VM AND VSE ONLY)

```

```

*****
USSCMD  CMD=DETACH,REP=SUBTASK
USSPARM  PARM=FUNCTION,DEFAULT=DETACH
*****
* MODIFY DIRECTRY COMMAND
*****
USSCMD  CMD=FDIRECT
USSPARM  PARM=CPNAME
USSPARM  PARM=DELETE,REP=FUNCTION,VALUE=DELETE
USSPARM  PARM=FUNCTION
USSPARM  PARM=NETSRVR
USSPARM  PARM=UPDATE,REP=FUNCTION,VALUE=UPDATE
*****
* MODIFY DR COMMAND
*****
USSCMD  CMD=DR
USSPARM  PARM=ACT,REP=ACTIVATE
USSPARM  PARM=ACTIVATE
USSPARM  PARM=ADDR
USSPARM  PARM=FROM
USSPARM  PARM=TO
*****
* MODIFY DUMP COMMAND
*****
USSCMD  CMD=DUMP
USSPARM  PARM=ACTION,DEFAULT=COMP
USSPARM  PARM=DS,REP=DUMPDS
USSPARM  PARM=DST,REP=DUMPSTA
USSPARM  PARM=DUMPDS
USSPARM  PARM=DUMPSTA
USSPARM  PARM=OPT,REP=OPTION,DEFAULT=STATIC
USSPARM  PARM=OPTION,DEFAULT=STATIC
USSPARM  PARM=RMPO,DEFAULT=NO
USSPARM  PARM=TRANS,REP=ACTION,VALUE=TRANSFER
USSPARM  PARM=TYPE,DEFAULT=NCP
*****
* MODIFY EXIT COMMAND
*****
USSCMD  CMD=FEXIT
USSPARM  PARM=MOD,REP=MODULE
USSPARM  PARM=MODULE
USSPARM  PARM=OPTION
USSPARM  PARM=PARMS
*****
* MODIFY GR COMMAND
*****
USSCMD  CMD=GR
USSPARM  PARM=OPT,REP=OPTION
USSPARM  PARM=OPTION
USSPARM  PARM=GNAME
*****
* MODIFY IMR COMMAND
*****
USSCMD  CMD=IMR
USSPARM  PARM=OPT,REP=OPTION,DEFAULT=ACT
USSPARM  PARM=OPTION,DEFAULT=ACT
USSPARM  PARM=RECLIM,DEFAULT=10
*****
* MODIFY IOPD COMMAND
*****
USSCMD  CMD=IOPD
USSPARM  PARM=IOINT
*****
* MODIFY LINEDEF COMMAND
*****
USSCMD  CMD=LINEDEF
USSPARM  PARM=DEFINED,REP=USE,VALUE=DEFINED
USSPARM  PARM=SPARE,REP=USE,VALUE=SPARE
USSPARM  PARM=USE
*****
* MODIFY LL2 COMMAND
*****
USSCMD  CMD=LL2
USSPARM  PARM=CANCEL,REP=OPTION,VALUE=CANCEL
USSPARM  PARM=CONT,REP=OPTION,VALUE=CONT
USSPARM  PARM=DATA
USSPARM  PARM=NFRAMES,DEFAULT=1
USSPARM  PARM=NTRANS,DEFAULT=10
*****
* MODIFY LOAD COMMAND
*****
USSCMD  CMD=LOAD,FORMAT=BAL

```

```

USSPARM PARM=ACTION,DEFAULT=ADD
USSPARM PARM=LM,REP=LOADMOD
USSPARM PARM=LOADMOD
USSPARM PARM=NEWN,REP=NEWNAME
USSPARM PARM=NEWNAME
USSPARM PARM=IPLT,REP=IPLTIME
USSPARM PARM=IPLTIME
USSPARM PARM=NOTIFY
USSPARM PARM=NT,REP=NOTIFY
*****
* MODIFY MSG COMMAND (VSE ONLY)
*****
USSCMD  CMD=MSG,REP=SUBTASK
USSPARM PARM=FUNCTION,DEFAULT=MSG
*****
* MODIFY NCP COMMAND
*****
USSCMD  CMD=NCP,FORMAT=BAL
USSPARM PARM=COM,REP=COMMAND
USSPARM PARM=CMD,REP=COMMAND
USSPARM PARM=COMMAND,DEFAULT=TRSWITCH
USSPARM PARM=RES,REP=RESNM
USSPARM PARM=NAME,REP=RESNM
USSPARM PARM=RESNAME,REP=RESNM
USSPARM PARM=RESNM
*****
* MODIFY NOTNSTAT COMMAND
*****
USSCMD  CMD=NOTNSTAT
*****
* MODIFY NOTRACE COMMAND
*****
USSCMD  CMD=NOTRACE
USSPARM PARM=ALS,REP=ALSNAME
USSPARM PARM=DEV,REP=DEVICE
USSPARM PARM=IDTYPE,DEFAULT=RESOURCE
USSPARM PARM=LINE
USSPARM PARM=MODE
USSPARM PARM=NONE,REP=SCOPE,VALUE=ONLY
USSPARM PARM=PU
USSPARM PARM=SCOPE,DEFAULT=ONLY
*****
* MODIFY PROFILES COMMAND
*****
USSCMD  CMD=PROFILES,FORMAT=BAL
*****
* MODIFY QUERY COMMAND (POA ONLY)
*****
USSCMD  CMD=QUERY,FORMAT=BAL
USSPARM PARM=CONT,REP=CONTINUE
USSPARM PARM=NO,REP=CONTINUE,VALUE=NO
USSPARM PARM=RESET,REP=CONTINUE,VALUE=RESET
USSPARM PARM=YES,REP=CONTINUE,VALUE=YES
USSPARM PARM=CONTINUE,DEFAULT=NO
USSPARM PARM=V,REP=VECTORS
USSPARM PARM=VECTOR,REP=VECTORS
USSPARM PARM=VECTORS
*****
* MODIFY RESOURCE COMMAND
*****
USSCMD  CMD=RESOURCE
USSPARM PARM=ACTION
USSPARM PARM=ADJLIST
USSPARM PARM=DLOG,REP=DLOGMOD
USSPARM PARM=DLOGMOD
*****
* MODIFY SECURITY COMMAND
*****
USSCMD  CMD=SECURITY
USSPARM PARM=CKEY
USSPARM PARM=ENCR
USSPARM PARM=MAC
USSPARM PARM=MACLNTH,DEFAULT=4
USSPARM PARM=MACTYPE,DEFAULT=CRC
*****
* MODIFY SUBTASK COMMAND (VM AND VSE ONLY)
*****
USSCMD  CMD=SUBTASK
USSPARM PARM=FUNCTION,DEFAULT=ATTACH
USSPARM PARM=PARM (VM ONLY)
USSPARM PARM=SUPVR,DEFAULT=NO (VM ONLY)
*****

```

```

* MODIFY TABLE COMMAND
*****
USSCMD  CMD=TABLE,FORMAT=BAL
USSPARM PARM=NET,REP=NETID
USSPARM PARM=NETID
USSPARM PARM=NEW,REP=NEWTAB
USSPARM PARM=NEWTAB
USSPARM PARM=OLD,REP=OLDTAB
USSPARM PARM=OLDTAB
USSPARM PARM=OPTION
USSPARM PARM=ORIGIN
*****
* MODIFY TGP COMMAND
*****
USSCMD  CMD=TGP,FORMAT=BAL
USSPARM PARM=TGN
USSPARM PARM=TGPNAME
*****
* MODIFY TOPO COMMAND
*****
USSCMD  CMD=TOPO,FORMAT=BAL
USSPARM PARM=DELETE,REP=FUNCTION,VALUE=DELETE
USSPARM PARM=DEST
USSPARM PARM=FUNCTION
USSPARM PARM=ORIG
USSPARM PARM=SCOPE
USSPARM PARM=TGN
USSPARM PARM=VRN
*****
* MODIFY TNSTAT COMMAND
*****
USSCMD  CMD=FTNSTAT
USSPARM PARM=A,REP=ACTION,VALUE=ACTIVATE
USSPARM PARM=ACTIVATE,REP=ACTION,VALUE=ACTIVATE
USSPARM PARM=U,REP=ACTION,VALUE=UPDATE
USSPARM PARM=UPDATE,REP=ACTION,VALUE=UPDATE
USSPARM PARM=ACTION,DEFAULT=ACTIVATE
USSPARM PARM=CNSL,REP=CNSL,VALUE=YES
USSPARM PARM=CNSL
USSPARM PARM=NOCNSL,REP=CNSL,VALUE=NO
USSPARM PARM=TIME
USSPARM PARM=TRLE
*****
* MODIFY TPRINT COMMAND (VSE ONLY)
*****
USSCMD  CMD=TPRINT,REP=SUBTASK
USSPARM PARM=FUNCTION,DEFAULT=ATTACH
USSPARM PARM=ID,DEFAULT=TPRINT
*****
* MODIFY TRACE COMMAND
*****
USSCMD  CMD=TRACE
USSPARM PARM=ALS,REP=ALSNAME
USSPARM PARM=AMT,REP=AMOUNT
USSPARM PARM=AMOUNT,DEFAULT=PARTIAL
USSPARM PARM=COUNT,DEFAULT=ALL
USSPARM PARM=DEV,REP=DEVICE
USSPARM PARM=FRAMES,DEFAULT=DATA
USSPARM PARM=IDTYPE,DEFAULT=RESOURCE
USSPARM PARM=LEN,REP=LENGTH,DEFAULT=272
USSPARM PARM=LINE
USSPARM PARM=MODE
USSPARM PARM=NONE,REP=SCOPE,VALUE=ONLY
USSPARM PARM=PU
USSPARM PARM=SAVE,REP=SAVE,VALUE=YES
USSPARM PARM=SAVE,DEFAULT=NO
USSPARM PARM=SCOPE,DEFAULT=ONLY
USSPARM PARM=SIZE
USSPARM PARM=TRACEPT
*****
* MODIFY USERVAR COMMAND
*****
USSCMD  CMD=FUSERVAR,FORMAT=BAL
USSPARM PARM=APPC,DEFAULT=NO
USSPARM PARM=OPT,REP=OPTION,DEFAULT=UPDATE
USSPARM PARM=OPTION,DEFAULT=UPDATE
USSPARM PARM=TYPE,DEFAULT=DYNAMIC
USSPARM PARM=UVEXIT,DEFAULT=NO
USSPARM PARM=VAL,REP=VALUE
USSPARM PARM=VALUE
*****
* MODIFY VTAMOPTS COMMAND

```

```

*****
USSCMD  CMD=FVTAMOPT,FORMAT=BAL
USSPARM  PARM=CSALIMIT
USSPARM  PARM=INOPCODE
USSPARM  PARM=INOPDUMP
USSPARM  PARM=IOPD
USSPARM  PARM=IOPURGE
USSPARM  PARM=MSGMOD
USSPARM  PARM=PPOLOG
USSPARM  PARM=SGALIMIT
USSPARM  PARM=SUPP
*****
* VARY COMMANDS
*****
USSCMD  CMD=VARY,FORMAT=BAL
USSPARM  PARM=ACQ,REP=ACQ
USSPARM  PARM=ACT,REP=VERB,VALUE=ACT
USSPARM  PARM=ANS
USSPARM  PARM=AUTOLOG,REP=VERB,VALUE=AUTOLOG
USSPARM  PARM=CFS,REP=VERB,VALUE=CFS
USSPARM  PARM=DIAL,REP=VERB,VALUE=DIAL
USSPARM  PARM=DRDS,REP=VERB,VALUE=DRDS
USSPARM  PARM=GID
USSPARM  PARM=HANGUP,REP=VERB,VALUE=HANGUP
USSPARM  PARM=ID
USSPARM  PARM=INACT,REP=VERB,VALUE=INACT
USSPARM  PARM=INOP,REP=VERB,VALUE=INOP
USSPARM  PARM=LM,REP=LOADMOD
USSPARM  PARM=LOADMOD
USSPARM  PARM=LOGMODE
USSPARM  PARM=LOGON
USSPARM  PARM=NOLOGON
USSPARM  PARM=P,REP=PUSUB
USSPARM  PARM=PATH
USSPARM  PARM=PID
USSPARM  PARM=PUSUB
USSPARM  PARM=REL,REP=VERB,VALUE=REL
USSPARM  PARM=TERM,REP=VERB,VALUE=TERM
*****
* VARY ACT
*****
USSCMD  CMD=ACT,FORMAT=BAL
USSPARM  PARM=ALL,REP=SCOPE,VALUE=ALL
USSPARM  PARM=COMP,REP=SCOPE,VALUE=COMP
USSPARM  PARM=CPCP
USSPARM  PARM=DL,REP=DUMPLoad
USSPARM  PARM=DST,REP=DUMPSTA
USSPARM  PARM=DUMPLoad
USSPARM  PARM=DUMPSTA
USSPARM  PARM=EXT,REP=LOADFROM,VALUE=EXTERNAL
USSPARM  PARM=HOST,REP=LOADFROM,VALUE=HOST
USSPARM  PARM=HPR
USSPARM  PARM=IDTYPE,DEFAULT=RESOURCE
USSPARM  PARM=LF,REP=LOADFROM
USSPARM  PARM=LOAD,DEFAULT=U
USSPARM  PARM=LOADFROM
USSPARM  PARM=LST,REP=LOADSTA
USSPARM  PARM=LOADSTA
USSPARM  PARM=LOG,REP=LOGMODE
USSPARM  PARM=LOGMODE
USSPARM  PARM=NEWPATH
USSPARM  PARM=ONLY,REP=SCOPE,VALUE=ONLY
USSPARM  PARM=OWNER
USSPARM  PARM=PUSUB
USSPARM  PARM=RNAME
USSPARM  PARM=SM,REP=SAVEMOD
USSPARM  PARM=SAVEMOD
USSPARM  PARM=SCOPE
USSPARM  PARM=SYNTAX,REP=SCOPE,VALUE=SYNTAX
USSPARM  PARM=U
USSPARM  PARM=UPDATE,DEFAULT=IMPLICIT
USSPARM  PARM=WARM,REP=WARM
*****
* VARY CFS COMMAND
*****
* VARY AUTOLOG
*****
USSCMD  CMD=AUTOLOG
*****
* VARY CFS COMMAND
*****
USSCMD  CMD=CFS,FORMAT=BAL

```



```

USSPARM PARM=ACTION
USSPARM PARM=CONNECT,REP=ACTION,VALUE=CONNECT
USSPARM PARM=CONN,REP=ACTION,VALUE=CONNECT
USSPARM PARM=DISCONN,REP=ACTION,VALUE=DISCONNECT
USSPARM PARM=DISC,REP=ACTION,VALUE=DISCONNECT
USSPARM PARM=STRNAME
USSPARM PARM=STRNM,REP=STRNAME
*****
* VARY DIAL COMMAND
*****
USSCMD CMD=DIAL,FORMAT=BAL
USSPARM PARM=CPCP
*****
* VARY DRDS
*****
USSCMD CMD=DRDS
*****
* VARY INACT
*****
USSCMD CMD=INACT
USSPARM PARM=CDLINK
USSPARM PARM=DELETE,REP=DELETE,VALUE=YES
USSPARM PARM=F,REP=TYPE,VALUE=FORCE
USSPARM PARM=FINAL,REP=FINAL,VALUE=YES
USSPARM PARM=FINAL,DEFAULT=NO
USSPARM PARM=FORCE,REP=TYPE,VALUE=FORCE
USSPARM PARM=G,REP=TYPE,VALUE=GIVEBACK
USSPARM PARM=GIVEBACK,REP=TYPE,VALUE=GIVEBACK
USSPARM PARM=I,REP=TYPE,VALUE=IMMED
USSPARM PARM=IDTYPE
USSPARM PARM=IMMED,REP=TYPE,VALUE=IMMED
USSPARM PARM=R,REP=TYPE,VALUE=REACT
USSPARM PARM=REACT,REP=TYPE,VALUE=REACT
USSPARM PARM=RMPO,REP=RMPO,VALUE=YES
USSPARM PARM=RMPO,DEFAULT=NO
USSPARM PARM=S,REP=SAVESESS
USSPARM PARM=SAVESESS
USSPARM PARM=TYPE
USSPARM PARM=U,REP=TYPE,VALUE=UNCOND
USSPARM PARM=UNCOND,REP=TYPE,VALUE=UNCOND
*****
* VARY INOP COMMAND
*****
USSCMD CMD=INOP
*****
* VARY HANGUP COMMAND
*****
USSCMD CMD=HANGUP
*****
* VARY REL COMMAND
*****
USSCMD CMD=REL,FORMAT=BAL
USSPARM PARM=CDLINK,DEFAULT=ACT
USSPARM PARM=FINAL,REP=FINAL,VALUE=YES
USSPARM PARM=FINAL,DEFAULT=NO
USSPARM PARM=G,REP=TYPE,VALUE=GIVEBACK
USSPARM PARM=GIVEBACK,REP=TYPE,VALUE=GIVEBACK
USSPARM PARM=I,REP=TYPE,VALUE=IMMED
USSPARM PARM=IMMED,REP=TYPE,VALUE=IMMED
USSPARM PARM=OWNER
*****
* VARY TERM COMMAND (SESSION SERVICES)
*****
USSCMD CMD=TERM,FORMAT=BAL
USSPARM PARM=LU1
USSPARM PARM=LU2
USSPARM PARM=NOTIFY,DEFAULT=YES
USSPARM PARM=PLU
USSPARM PARM=SCOPE,DEFAULT=ACT
USSPARM PARM=SID
USSPARM PARM=SLU
USSPARM PARM=TYPE,DEFAULT=UNCOND
*****
* BEGINNING OF MESSAGE DEFINITIONS
*****
USSMSG MSG=IST001I, MESSAGE ID-
TEXT='IST001I VTAM START REJECTED - %', -
ROUTCDE=2, ROUTING CODE-
DESC=5, DESCRIPTOR CODE-
SUPP=NEVER, SUPPRESSION CODE-
OPT=BLKSUP MESSAGE PROCESSING OPTIONS
USSMSG MSG=IST003I, MESSAGE ID-

```

```

TEXT='IST003I ABEND OCCURRED DURING NETWORK DEFINITION O-
F CONFIG %, CODE = %(2)',
ROUTCDE=2, ROUTING CODE-
DESC=5, DESCRIPTOR CODE-
SUPP=SER, SUPPRESSION CODE-
OPT=BLKSUP MESSAGE PROCESSING OPTIONS
USSMSG MSG=IST009I, MESSAGE ID-
TEXT='IST009I VTAM ALREADY ACTIVE - START REJECTED',
ROUTCDE=2, ROUTING CODE-
DESC=5, DESCRIPTOR CODE-
SUPP=NEVER, SUPPRESSION CODE-
OPT=BLKSUP MESSAGE PROCESSING OPTIONS
USSMSG MSG=IST010I, MESSAGE ID-
TEXT='IST010I % COMMAND INVALID',
ROUTCDE=2, ROUTING CODE-
DESC=5, DESCRIPTOR CODE-
SUPP=SER, SUPPRESSION CODE-
OPT=BLKSUP MESSAGE PROCESSING OPTIONS
USSMSG MSG=IST011I, MESSAGE ID-
TEXT='IST011I % FOR %(2) %(3)',
ROUTCDE=2, ROUTING CODE-
DESC=5, DESCRIPTOR CODE-
SUPP=NORM, SUPPRESSION CODE-
OPT=BLKSUP MESSAGE PROCESSING OPTIONS
USSMSG MSG=IST013I, MESSAGE ID-
TEXT='IST013I I/O ERROR FOR % IN %(2)',
ROUTCDE=(2,10), ROUTING CODE-
DESC=4, DESCRIPTOR CODE-
SUPP=INFO, SUPPRESSION CODE-
OPT=BLKSUP MESSAGE PROCESSING OPTIONS
USSMSG MSG=IST014I, MESSAGE ID-
TEXT='IST014I DEVICE SUPPORT MAY BE UNAVAILABLE - SYS000-
NOT UNASSIGNED',
ROUTCDE=1, ROUTING CODE-
DESC=5, DESCRIPTOR CODE-
SUPP=WARN, SUPPRESSION CODE-
OPT=BLKSUP MESSAGE PROCESSING OPTIONS
USSMSG MSG=IST015A, MESSAGE ID-
TEXT='IST015A ERROR PROCESSING LIST IDENTIFIER - ENTER L-
IST ID OR BLANK',
ROUTCDE=1, ROUTING CODE-
DESC=2, DESCRIPTOR CODE-
SUPP=NEVER, SUPPRESSION CODE-
OPT=BLKSUP MESSAGE PROCESSING OPTIONS
USSMSG MSG=IST017I, MESSAGE ID-
TEXT='IST017I UNABLE TO LOAD PHASE %',
ROUTCDE=2, ROUTING CODE-
DESC=5, DESCRIPTOR CODE-
SUPP=WARN, SUPPRESSION CODE-
OPT=BLKSUP MESSAGE PROCESSING OPTIONS
USSMSG MSG=IST018I, MESSAGE ID-
TEXT='IST018I CONFIG COULD NOT BE INITIALIZED - VTAM STA-
RT CONTINUES',
ROUTCDE=2, ROUTING CODE-
DESC=5, DESCRIPTOR CODE-
SUPP=WARN, SUPPRESSION CODE-
OPT=BLKSUP MESSAGE PROCESSING OPTIONS
USSMSG MSG=IST020I, MESSAGE ID-
TEXT='IST020I VTAM INITIALIZATION COMPLETE FOR %',
ROUTCDE=2, ROUTING CODE-
DESC=5, DESCRIPTOR CODE-
SUPP=NORM, SUPPRESSION CODE-
OPT=BLKSUP MESSAGE PROCESSING OPTIONS
USSMSG MSG=IST025I, MESSAGE ID-
TEXT='IST025I BLDL FAILED FOR % IN %(2)',
ROUTCDE=2, ROUTING CODE-
DESC=5, DESCRIPTOR CODE-
SUPP=WARN, SUPPRESSION CODE-
OPT=BLKSUP MESSAGE PROCESSING OPTIONS
USSMSG MSG=IST033I, MESSAGE ID-
TEXT='IST033I % COMMAND CANCELLED',
ROUTCDE=2, ROUTING CODE-
DESC=5, DESCRIPTOR CODE-
SUPP=SER, SUPPRESSION CODE-
OPT=BLKSUP MESSAGE PROCESSING OPTIONS
USSMSG MSG=IST037I, MESSAGE ID-
TEXT='IST037I % FAILED - SYNTAX ERROR',
ROUTCDE=2, ROUTING CODE-
DESC=5, DESCRIPTOR CODE-
SUPP=SER, SUPPRESSION CODE-
OPT=BLKSUP MESSAGE PROCESSING OPTIONS
USSMSG MSG=IST038I, MESSAGE ID-

```

```

TEXT='IST038I VARY FAILED FOR ID = % - HOST CDRM IS NOT -
ACTIVE',
ROUTCDE=2, ROUTING CODE-
DESC=5, DESCRIPTOR CODE-
SUPP=SER, SUPPRESSION CODE-
OPT=BLKSUP MESSAGE PROCESSING OPTIONS
USSMSG MSG=IST039I, MESSAGE ID-
TEXT='IST039I % FAILED - CANNOT IDENTIFY COMMAND TYPE', -
ROUTCDE=2, ROUTING CODE-
DESC=5, DESCRIPTOR CODE-
SUPP=NEVER, SUPPRESSION CODE-
OPT=BLKSUP MESSAGE PROCESSING OPTIONS
USSMSG MSG=IST040I, MESSAGE ID-
TEXT='IST040I START OPTION % REQUIRED - REENTER WHEN PRO-
MPTED',
ROUTCDE=2, ROUTING CODE-
DESC=5, DESCRIPTOR CODE-
SUPP=NEVER, SUPPRESSION CODE-
OPT=BLKSUP MESSAGE PROCESSING OPTIONS
USSMSG MSG=IST043I, MESSAGE ID-
TEXT='IST043I % INVALID VALUE FOR KEYWORD %(2)', -
ROUTCDE=2, ROUTING CODE-
DESC=5, DESCRIPTOR CODE-
SUPP=SER, SUPPRESSION CODE-
OPT=BLKSUP MESSAGE PROCESSING OPTIONS
USSMSG MSG=IST046I, MESSAGE ID-
TEXT='IST046I % THRESHOLD VALUE EXCEEDS NUMBER OF BUFFER-
S - NUMBER OF BUFFERS USED',
ROUTCDE=2, ROUTING CODE-
DESC=5, DESCRIPTOR CODE-
SUPP=WARN, SUPPRESSION CODE-
OPT=BLKSUP MESSAGE PROCESSING OPTIONS
USSMSG MSG=IST049I, MESSAGE ID-
TEXT='IST049I VTAM START REJECTED - % FOR %(2) ACB FAILE-
D',
ROUTCDE=2, ROUTING CODE-
DESC=5, DESCRIPTOR CODE-
SUPP=NEVER, SUPPRESSION CODE-
OPT=BLKSUP MESSAGE PROCESSING OPTIONS
USSMSG MSG=IST050I, MESSAGE ID-
TEXT='IST050I % COMMAND REJECTED - OPEN FOR VTAM DATA SE-
T %(2) FAILED',
ROUTCDE=2, ROUTING CODE-
DESC=5, DESCRIPTOR CODE-
SUPP=SER, SUPPRESSION CODE-
OPT=BLKSUP MESSAGE PROCESSING OPTIONS
USSMSG MSG=IST051A, MESSAGE ID-
TEXT='IST051A ENTER VTAM START PARAMETERS',
ROUTCDE=1, ROUTING CODE-
DESC=2, DESCRIPTOR CODE-
SUPP=NEVER, SUPPRESSION CODE-
OPT=BLKSUP MESSAGE PROCESSING OPTIONS
USSMSG MSG=IST052I, MESSAGE ID-
TEXT='IST052I % IS AN INVALID START OPTION KEYWORD - IGN-
ORED',
ROUTCDE=2, ROUTING CODE-
DESC=5, DESCRIPTOR CODE-
SUPP=WARN, SUPPRESSION CODE-
OPT=BLKSUP MESSAGE PROCESSING OPTIONS
USSMSG MSG=IST054I, MESSAGE ID-
TEXT='IST054I % IN %(2) %(3) - START PROCESSING CONTINUE-
S',
ROUTCDE=2, ROUTING CODE-
DESC=5, DESCRIPTOR CODE-
SUPP=WARN, SUPPRESSION CODE-
OPT=BLKSUP MESSAGE PROCESSING OPTIONS
USSMSG MSG=IST056A, MESSAGE ID-
TEXT='IST056A LIST = % IS INVALID - ENTER LIST ID OR BLA-
NK',
ROUTCDE=1, ROUTING CODE-
DESC=2, DESCRIPTOR CODE-
SUPP=NEVER, SUPPRESSION CODE-
OPT=BLKSUP MESSAGE PROCESSING OPTIONS
USSMSG MSG=IST057I, MESSAGE ID-
TEXT='IST057I KEYWORD MISSING AFTER TRACE/NOTRACE OPTION-
ON START PARMS',
ROUTCDE=2, ROUTING CODE-
DESC=5, DESCRIPTOR CODE-
SUPP=WARN, SUPPRESSION CODE-
OPT=BLKSUP MESSAGE PROCESSING OPTIONS
USSMSG MSG=IST058I, MESSAGE ID-
TEXT='IST058I % AND %(2) OPTIONS HAVE DUPLICATE VALUES', -

```

ROUTCDE=2,	ROUTING CODE-
DESC=5,	DESCRIPTOR CODE-
SUPP=WARN,	SUPPRESSION CODE-
OPT=BLKSUP	MESSAGE PROCESSING OPTIONS
USSMSG MSG=IST059I,	MESSAGE ID-
TEXT='IST059I % IGNORED - INSUFFICIENT STORAGE',	-
ROUTCDE=2,	ROUTING CODE-
DESC=5,	DESCRIPTOR CODE-
SUPP=WARN,	SUPPRESSION CODE-
OPT=BLKSUP	MESSAGE PROCESSING OPTIONS
USSMSG MSG=IST061I,	MESSAGE ID-
TEXT='IST061I % FOR %(2) FAILED - NODE UNKNOWN TO VTAM',	-
ROUTCDE=2,	ROUTING CODE-
DESC=5,	DESCRIPTOR CODE-
SUPP=SER,	SUPPRESSION CODE-
OPT=BLKSUP	MESSAGE PROCESSING OPTIONS
USSMSG MSG=IST066I,	MESSAGE ID-
TEXT='IST066I % FAILED - CONFLICTING OR INVALID OPTIONS',	-
ROUTCDE=2,	ROUTING CODE-
DESC=5,	DESCRIPTOR CODE-
SUPP=SER,	SUPPRESSION CODE-
OPT=BLKSUP	MESSAGE PROCESSING OPTIONS
USSMSG MSG=IST072I,	MESSAGE ID-
TEXT='IST072I % FOR ID = %(2) FAILED DURING NETWORK DEFINITION',	-
ROUTCDE=2,	ROUTING CODE-
DESC=5,	DESCRIPTOR CODE-
SUPP=SER,	SUPPRESSION CODE-
OPT=BLKSUP	MESSAGE PROCESSING OPTIONS
USSMSG MSG=IST073I,	MESSAGE ID-
TEXT='IST073I % FOR ID = %(2) FAILED - MORE POWERFUL REQUEST IN PROGRESS',	-
ROUTCDE=2,	ROUTING CODE-
DESC=5,	DESCRIPTOR CODE-
SUPP=SER,	SUPPRESSION CODE-
OPT=BLKSUP	MESSAGE PROCESSING OPTIONS
USSMSG MSG=IST074I,	MESSAGE ID-
TEXT='IST074I % FOR ID = %(2) FAILED - INSUFFICIENT STORAGE',	-
ROUTCDE=2,	ROUTING CODE-
DESC=5,	DESCRIPTOR CODE-
SUPP=SER,	SUPPRESSION CODE-
OPT=BLKSUP	MESSAGE PROCESSING OPTIONS
USSMSG MSG=IST075I,	MESSAGE ID-
TEXT='IST075I NAME = %, TYPE = %(2)',	-
ROUTCDE=2,	ROUTING CODE-
DESC=5,	DESCRIPTOR CODE-
SUPP=NEVER,	SUPPRESSION CODE-
OPT=BLKSUP	MESSAGE PROCESSING OPTIONS
USSMSG MSG=IST077I,	MESSAGE ID-
TEXT='IST077I SIO = % CUA = %(2) %(3)',	-
ROUTCDE=(2,8),	ROUTING CODE-
DESC=5,	DESCRIPTOR CODE-
SUPP=NEVER,	SUPPRESSION CODE-
OPT=BLKSUP	MESSAGE PROCESSING OPTIONS
USSMSG MSG=IST080I,	MESSAGE ID-
TEXT='IST080I % %(2) %(3) %(4) %(5) %(6)',	-
ROUTCDE=2,	ROUTING CODE-
DESC=5,	DESCRIPTOR CODE-
SUPP=NEVER,	SUPPRESSION CODE-
OPT=NOBLKSUP	MESSAGE PROCESSING OPTIONS
USSMSG MSG=IST081I,	MESSAGE ID-
TEXT='IST081I LINE NAME = %, LINE GROUP = %(2), MAJNOD = %(3)',	-
ROUTCDE=2,	ROUTING CODE-
DESC=5,	DESCRIPTOR CODE-
SUPP=NEVER,	SUPPRESSION CODE-
OPT=BLKSUP	MESSAGE PROCESSING OPTIONS
USSMSG MSG=IST082I,	MESSAGE ID-
TEXT='IST082I DEVTYPE = % %(2)',	-
ROUTCDE=2,	ROUTING CODE-
DESC=5,	DESCRIPTOR CODE-
SUPP=NEVER,	SUPPRESSION CODE-
OPT=BLKSUP	MESSAGE PROCESSING OPTIONS
USSMSG MSG=IST084I,	MESSAGE ID-
TEXT='IST084I NETWORK RESOURCES:',	-
ROUTCDE=2,	ROUTING CODE-
DESC=5,	DESCRIPTOR CODE-
SUPP=NEVER,	SUPPRESSION CODE-
OPT=BLKSUP	MESSAGE PROCESSING OPTIONS
USSMSG MSG=IST085I,	MESSAGE ID-
TEXT='IST085I DISPLAY FAILED - INFORMATION NOT AVAILABLE-	

```

,
ROUTCDE=2, ROUTING CODE-
DESC=5, DESCRIPTOR CODE-
SUPP=SER, SUPPRESSION CODE-
OPT=BLKSUP MESSAGE PROCESSING OPTIONS
USSMSG MSG=IST087I, MESSAGE ID-
TEXT='IST087I TYPE = %, CONTROL = %(2), HPDT = %(3)', -
ROUTCDE=8, ROUTING CODE-
DESC=5, DESCRIPTOR CODE-
SUPP=NEVER, SUPPRESSION CODE-
OPT=NOBLKSUP MESSAGE PROCESSING OPTIONS
USSMSG MSG=IST089I, MESSAGE ID-
TEXT='IST089I % TYPE = %(2), %(3) %(4)', -
ROUTCDE=2, ROUTING CODE-
DESC=5, DESCRIPTOR CODE-
SUPP=NEVER, SUPPRESSION CODE-
OPT=NOBLKSUP MESSAGE PROCESSING OPTIONS
USSMSG MSG=IST092I, MESSAGE ID-
TEXT='IST092I REQUESTED % LESS THAN CURRENT ALLOCATION --
REQUEST %(2)', -
ROUTCDE=2, ROUTING CODE-
DESC=5, DESCRIPTOR CODE-
SUPP=NEVER, SUPPRESSION CODE-
OPT=BLKSUP MESSAGE PROCESSING OPTIONS
USSMSG MSG=IST093I, MESSAGE ID-
TEXT='IST093I % ACTIVE', -
ROUTCDE=2, ROUTING CODE-
DESC=5, DESCRIPTOR CODE-
SUPP=NORM, SUPPRESSION CODE-
OPT=BLKSUP MESSAGE PROCESSING OPTIONS
USSMSG MSG=IST095A, MESSAGE ID-
TEXT='IST095A OPTION TO DUMP % AVAILABLE - REPLY ''YES'' -
OR ''NO'' OR ''YES,DUMPSTA=LINKSTANAME''', -
ROUTCDE=1, ROUTING CODE-
DESC=2, DESCRIPTOR CODE-
SUPP=NEVER, SUPPRESSION CODE-
OPT=BLKSUP MESSAGE PROCESSING OPTIONS
USSMSG MSG=IST096I, MESSAGE ID-
TEXT='IST096I % FAILED - DUPLICATE %(2) PARAMETERS SPECI-
FIED', -
ROUTCDE=2, ROUTING CODE-
DESC=5, DESCRIPTOR CODE-
SUPP=SER, SUPPRESSION CODE-
OPT=BLKSUP MESSAGE PROCESSING OPTIONS
USSMSG MSG=IST097I, MESSAGE ID-
TEXT='IST097I % ACCEPTED', -
ROUTCDE=8, ROUTING CODE-
DESC=5, DESCRIPTOR CODE-
SUPP=NEVER, SUPPRESSION CODE-
OPT=BLKSUP MESSAGE PROCESSING OPTIONS
USSMSG MSG=IST101I, MESSAGE ID-
TEXT='IST101I % FAILED - %(2) NOT SPECIFIED', -
ROUTCDE=2, ROUTING CODE-
DESC=5, DESCRIPTOR CODE-
SUPP=SER, SUPPRESSION CODE-
OPT=BLKSUP MESSAGE PROCESSING OPTIONS
USSMSG MSG=IST102I, MESSAGE ID-
TEXT='IST102I VTAM IS NOW INACTIVE', -
ROUTCDE=(2,8), ROUTING CODE-
DESC=4, DESCRIPTOR CODE-
SUPP=NEVER, SUPPRESSION CODE-
OPT=BLKSUP MESSAGE PROCESSING OPTIONS
USSMSG MSG=IST105I, MESSAGE ID-
TEXT='IST105I % NODE NOW INACTIVE', -
ROUTCDE=2, ROUTING CODE-
DESC=5, DESCRIPTOR CODE-
SUPP=NORM, SUPPRESSION CODE-
OPT=BLKSUP MESSAGE PROCESSING OPTIONS
USSMSG MSG=IST107I, MESSAGE ID-
TEXT='IST107I TIME AND DATE NOT SET IN % DUE TO INVALID -
TIMER IN HOST', -
ROUTCDE=2, ROUTING CODE-
DESC=5, DESCRIPTOR CODE-
SUPP=WARN, SUPPRESSION CODE-
OPT=BLKSUP MESSAGE PROCESSING OPTIONS
USSMSG MSG=IST109I, MESSAGE ID-
TEXT='IST109I % IS NOW TERMINATED', -
ROUTCDE=2, ROUTING CODE-
DESC=5, DESCRIPTOR CODE-
SUPP=INFO, SUPPRESSION CODE-
OPT=BLKSUP MESSAGE PROCESSING OPTIONS
USSMSG MSG=IST112I, MESSAGE ID-

```

```

TEXT='IST112I VTAM INTERNAL TRACE MODIFY FAILED - CONFLI-
CTING MODES',
ROUTCDE=2,                                ROUTING CODE-
DESC=5,                                    DESCRIPTOR CODE-
SUPP=NEVER,                               SUPPRESSION CODE-
OPT=BLKSUP                                MESSAGE PROCESSING OPTIONS
USSMSG MSG=IST113I,                        MESSAGE ID-
TEXT='IST113I % IS A USERVAR WITH VALUE %(2) IN NETWORK -
%(3)',
ROUTCDE=2,                                ROUTING CODE-
DESC=5,                                    DESCRIPTOR CODE-
SUPP=NEVER,                               SUPPRESSION CODE-
OPT=BLKSUP                                MESSAGE PROCESSING OPTIONS
USSMSG MSG=IST115I,                        MESSAGE ID-
TEXT='IST115I INSUFFICIENT STORAGE TO READ % MEMBER OF V-
TAM DEFINITION LIBRARY',
ROUTCDE=2,                                ROUTING CODE-
DESC=5,                                    DESCRIPTOR CODE-
SUPP=WARN,                                SUPPRESSION CODE-
OPT=BLKSUP                                MESSAGE PROCESSING OPTIONS
USSMSG MSG=IST116I,                        MESSAGE ID-
TEXT='IST116I MEMBER % NOT FOUND ON VTAM DEFINITION LIBR-
ARY',
ROUTCDE=2,                                ROUTING CODE-
DESC=6,                                    DESCRIPTOR CODE-
SUPP=WARN,                                SUPPRESSION CODE-
OPT=BLKSUP                                MESSAGE PROCESSING OPTIONS
USSMSG MSG=IST117I,                        MESSAGE ID-
TEXT='IST117I I/O ERROR READING % MEMBER OF VTAM DEFINIT-
ION LIBRARY',
ROUTCDE=(2,10),                            ROUTING CODE-
DESC=4,                                    DESCRIPTOR CODE-
SUPP=WARN,                                SUPPRESSION CODE-
OPT=BLKSUP                                MESSAGE PROCESSING OPTIONS
USSMSG MSG=IST118I,                        MESSAGE ID-
TEXT='IST118I ANOMALY FOUND NEAR RECORD % IN MEMBER %(2)-
- CODE %(3)',
ROUTCDE=2,                                ROUTING CODE-
DESC=5,                                    DESCRIPTOR CODE-
SUPP=WARN,                                SUPPRESSION CODE-
OPT=BLKSUP                                MESSAGE PROCESSING OPTIONS
USSMSG MSG=IST120I,                        MESSAGE ID-
TEXT='IST120I NODE % NOW HAS CONTROLLING LU %(2)',
ROUTCDE=2,                                ROUTING CODE-
DESC=5,                                    DESCRIPTOR CODE-
SUPP=NORM,                                SUPPRESSION CODE-
OPT=BLKSUP                                MESSAGE PROCESSING OPTIONS
USSMSG MSG=IST122I,                        MESSAGE ID-
TEXT='IST122I ATTACH OF VTAM SUBTASK % FAILED',
ROUTCDE=2,                                ROUTING CODE-
DESC=6,                                    DESCRIPTOR CODE-
SUPP=WARN,                                SUPPRESSION CODE-
OPT=BLKSUP                                MESSAGE PROCESSING OPTIONS
USSMSG MSG=IST124I,                        MESSAGE ID-
TEXT='IST124I STOP COMMAND REJECTED - NOT SUPPORTED FOR -
VTAM',
ROUTCDE=2,                                ROUTING CODE-
DESC=5,                                    DESCRIPTOR CODE-
SUPP=SER,                                SUPPRESSION CODE-
OPT=BLKSUP                                MESSAGE PROCESSING OPTIONS
USSMSG MSG=IST126I,                        MESSAGE ID-
TEXT='IST126I % MODE NOT SUPPORTED DUE TO LOADING FAILUR-
E',
ROUTCDE=2,                                ROUTING CODE-
DESC=5,                                    DESCRIPTOR CODE-
SUPP=WARN,                                SUPPRESSION CODE-
OPT=BLKSUP                                MESSAGE PROCESSING OPTIONS
USSMSG MSG=IST127I,                        MESSAGE ID-
TEXT='IST127I % STILL ACTIVE - VTAM TERMINATION WAITING -
FOR %(2)',
ROUTCDE=2,                                ROUTING CODE-
DESC=6,                                    DESCRIPTOR CODE-
SUPP=SER,                                SUPPRESSION CODE-
OPT=BLKSUP                                MESSAGE PROCESSING OPTIONS
USSMSG MSG=IST128I,                        MESSAGE ID-
TEXT='IST128I HALT OF VTAM ALREADY IN PROGRESS',
ROUTCDE=2,                                ROUTING CODE-
DESC=6,                                    DESCRIPTOR CODE-
SUPP=SER,                                SUPPRESSION CODE-
OPT=BLKSUP                                MESSAGE PROCESSING OPTIONS
USSMSG MSG=IST129I,                        MESSAGE ID-
TEXT='IST129I UNRECOVERABLE OR FORCED ERROR ON NODE % - -

```

```

VARY INACT SCHED',
ROUTCDE=(2,8,10),
DESC=5,
SUPP=WARN,
OPT=BLKSUP
USSMSG MSG=IST130I,
TEXT='IST130I VTAM SUBTASK % INACTIVE - ABEND THRESHOLD -
EXCEEDED',
ROUTCDE=2,
DESC=4,
SUPP=SER,
OPT=BLKSUP
USSMSG MSG=IST132I,
TEXT='IST132I VTAM SUBTASK % NOT REATTACHED - CANNOT BE -
FOUND',
ROUTCDE=2,
DESC=5,
SUPP=SER,
OPT=BLKSUP
USSMSG MSG=IST133I,
TEXT='IST133I VTAM TERMINATION IN PROGRESS',
ROUTCDE=2,
DESC=4,
SUPP=INFO,
OPT=BLKSUP
USSMSG MSG=IST134I,
TEXT='IST134I GROUP = %, MAJOR NODE = %(2)',
ROUTCDE=2,
DESC=5,
SUPP=NEVER,
OPT=BLKSUP
USSMSG MSG=IST135I,
TEXT='IST135I PHYSICAL UNIT = % %(2)',
ROUTCDE=2,
DESC=5,
SUPP=NEVER,
OPT=BLKSUP
USSMSG MSG=IST136I,
TEXT='IST136I % SNA MAJOR NODE = %(2)',
ROUTCDE=2,
DESC=5,
SUPP=NEVER,
OPT=BLKSUP
USSMSG MSG=IST137I,
TEXT='IST137I CONFIG % BYPASSED - LOCAL ADDRESS OF LU %(-
2) IS INVALID',
ROUTCDE=2,
DESC=5,
SUPP=WARN,
OPT=BLKSUP
USSMSG MSG=IST142I,
TEXT='IST142I CONFIG % BYPASSED - PATH MACRO %(2) ERROR, -
REASON CODE %(3)',
ROUTCDE=2,
DESC=5,
SUPP=WARN,
OPT=BLKSUP
USSMSG MSG=IST146I,
TEXT='IST146I LINE NAME = %, STATUS = %(2)',
ROUTCDE=2,
DESC=5,
SUPP=NEVER,
OPT=BLKSUP
USSMSG MSG=IST148I,
TEXT='IST148I DIAL OUT PATH INFORMATION FOR PHYSICAL UNI-
T %',
ROUTCDE=2,
DESC=5,
SUPP=NEVER,
OPT=BLKSUP
USSMSG MSG=IST149I,
TEXT='IST149I LINE GRP TELEPHONE NUMBER OR LINE NAME -
PID GID CNT',
ROUTCDE=2,
DESC=5,
SUPP=NEVER,
OPT=NOBLKSUP
USSMSG MSG=IST150I,
TEXT='IST150I RRT LOAD MODULE % DOES NOT CONTAIN RESOURC-
E SEGMENT %(2)',
ROUTCDE=2,
DESC=5,

```

```

SUPP=NORM, SUPPRESSION CODE-
OPT=BLKSUP MESSAGE PROCESSING OPTIONS
USSMSG MSG=IST153I, MESSAGE ID-
TEXT='IST153I PENDING DEACTIVATION OF % OVERRIDDEN', -
ROUTCDE=2, ROUTING CODE-
DESC=6, DESCRIPTOR CODE-
SUPP=INFO, SUPPRESSION CODE-
OPT=BLKSUP MESSAGE PROCESSING OPTIONS
USSMSG MSG=IST154I, MESSAGE ID-
TEXT='IST154I EXPANSION FAILED FOR % BUFFER POOL - CODE -
%(2), USERID=%(3)', -
ROUTCDE=2, ROUTING CODE-
DESC=5, DESCRIPTOR CODE-
SUPP=SER, SUPPRESSION CODE-
OPT=BLKSUP MESSAGE PROCESSING OPTIONS
USSMSG MSG=IST155I, MESSAGE ID-
TEXT='IST155I SUBTASK % HAS ABENDED, CODE %(2)', -
ROUTCDE=2, ROUTING CODE-
DESC=5, DESCRIPTOR CODE-
SUPP=SER, SUPPRESSION CODE-
OPT=BLKSUP MESSAGE PROCESSING OPTIONS
USSMSG MSG=IST159I, MESSAGE ID-
TEXT='IST159I THE FOLLOWING NODES ARE IN A PENDING STATE-
', -
ROUTCDE=2, ROUTING CODE-
DESC=5, DESCRIPTOR CODE-
SUPP=NEVER, SUPPRESSION CODE-
OPT=BLKSUP MESSAGE PROCESSING OPTIONS
USSMSG MSG=IST165I, MESSAGE ID-
TEXT='IST165I CDRM % HAS AN INVALID ELEMENT VALUE - 1 IS-
ASSUMED', -
ROUTCDE=2, ROUTING CODE-
DESC=5, DESCRIPTOR CODE-
SUPP=NORM, SUPPRESSION CODE-
OPT=BLKSUP MESSAGE PROCESSING OPTIONS
USSMSG MSG=IST167I, MESSAGE ID-
TEXT='IST167I NO DIAL OUT PATH FOR %', -
ROUTCDE=2, ROUTING CODE-
DESC=5, DESCRIPTOR CODE-
SUPP=NEVER, SUPPRESSION CODE-
OPT=BLKSUP MESSAGE PROCESSING OPTIONS
USSMSG MSG=IST168I, MESSAGE ID-
TEXT='IST168I % %(2) %(3) %(4) %(5)', -
ROUTCDE=2, ROUTING CODE-
DESC=5, DESCRIPTOR CODE-
SUPP=NEVER, SUPPRESSION CODE-
OPT=NOBLKSUP MESSAGE PROCESSING OPTIONS
USSMSG MSG=IST169I, MESSAGE ID-
TEXT='IST169I DISCONNECTION CAUSED VARY % FOR PU = %(2)' -
,ROUTCDE=2, ROUTING CODE-
DESC=5, DESCRIPTOR CODE-
SUPP=INFO, SUPPRESSION CODE-
OPT=BLKSUP MESSAGE PROCESSING OPTIONS
USSMSG MSG=IST170I, MESSAGE ID-
TEXT='IST170I LINES:', -
ROUTCDE=2, ROUTING CODE-
DESC=5, DESCRIPTOR CODE-
SUPP=NEVER, SUPPRESSION CODE-
OPT=BLKSUP MESSAGE PROCESSING OPTIONS
USSMSG MSG=IST171I, MESSAGE ID-
TEXT='IST171I ACTIVE SESSIONS = %, SESSION REQUESTS = %(-
2)', -
ROUTCDE=2, ROUTING CODE-
DESC=5, DESCRIPTOR CODE-
SUPP=NEVER, SUPPRESSION CODE-
OPT=BLKSUP MESSAGE PROCESSING OPTIONS
USSMSG MSG=IST172I, MESSAGE ID-
TEXT='IST172I NO % %(2)', -
ROUTCDE=2, ROUTING CODE-
DESC=5, DESCRIPTOR CODE-
SUPP=NEVER, SUPPRESSION CODE-
OPT=BLKSUP MESSAGE PROCESSING OPTIONS
USSMSG MSG=IST176I, MESSAGE ID-
TEXT='IST176I % FAILED - %(2) AND %(3) ARE CONFLICTING O-
PTIONS', -
ROUTCDE=2, ROUTING CODE-
DESC=5, DESCRIPTOR CODE-
SUPP=SER, SUPPRESSION CODE-
OPT=BLKSUP MESSAGE PROCESSING OPTIONS
USSMSG MSG=IST180I, MESSAGE ID-
TEXT='IST180I OPEN FAILED ON CKPT DS % MAJ NODE %(2) RTN-
CD = %(3) %(4)', -

```


ROUTCDE=2,	ROUTING CODE-
DESC=5,	DESCRIPTOR CODE-
SUPP=WARN,	SUPPRESSION CODE-
OPT=BLKSUP	MESSAGE PROCESSING OPTIONS
USSMSG MSG=IST181I,	MESSAGE ID-
TEXT='IST181I CLOSE FAILED ON CKPT DS % MAJ NODE %(2) RT-	
NCD = %(3) %(4)',	-
ROUTCDE=2,	ROUTING CODE-
DESC=5,	DESCRIPTOR CODE-
SUPP=WARN,	SUPPRESSION CODE-
OPT=BLKSUP	MESSAGE PROCESSING OPTIONS
USSMSG MSG=IST182I,	MESSAGE ID-
TEXT='IST182I UNABLE TO GET STORAGE FOR CKPT % MAJOR NOD-	
E %(2)',	-
ROUTCDE=2,	ROUTING CODE-
DESC=5,	DESCRIPTOR CODE-
SUPP=WARN,	SUPPRESSION CODE-
OPT=BLKSUP	MESSAGE PROCESSING OPTIONS
USSMSG MSG=IST183A,	MESSAGE ID-
TEXT='IST183A % FOUND LOADED WITH %(2) - REPLY 'YES' T-	
O REIPL OR 'NO' TO CONTINUE',	-
ROUTCDE=2,	ROUTING CODE-
DESC=2,	DESCRIPTOR CODE-
SUPP=NEVER,	SUPPRESSION CODE-
OPT=BLKSUP	MESSAGE PROCESSING OPTIONS
USSMSG MSG=IST184I,	MESSAGE ID-
TEXT='IST184I I/O ERROR ON CKPT DS % MAJOR NODE %(2) RTN-	
CD = %(3) %(4)',	-
ROUTCDE=2,	ROUTING CODE-
DESC=5,	DESCRIPTOR CODE-
SUPP=WARN,	SUPPRESSION CODE-
OPT=BLKSUP	MESSAGE PROCESSING OPTIONS
USSMSG MSG=IST185I,	MESSAGE ID-
TEXT='IST185I LOGICAL ERROR ON CHECKPOINT DS % MAJOR NOD-	
E %(2)',	-
ROUTCDE=2,	ROUTING CODE-
DESC=5,	DESCRIPTOR CODE-
SUPP=WARN,	SUPPRESSION CODE-
OPT=BLKSUP	MESSAGE PROCESSING OPTIONS
USSMSG MSG=IST186I,	MESSAGE ID-
TEXT='IST186I % FOR ID = %(2) CONTINUES COLD - CHECKPOIN-	
T DATA SET %(3)',	-
ROUTCDE=2,	ROUTING CODE-
DESC=5,	DESCRIPTOR CODE-
SUPP=WARN,	SUPPRESSION CODE-
OPT=BLKSUP	MESSAGE PROCESSING OPTIONS
USSMSG MSG=IST187I,	MESSAGE ID-
TEXT='IST187I % FOR ID = %(2) FAILED - CHECKPOINT DATA S-	
ET %(3)',	-
ROUTCDE=2,	ROUTING CODE-
DESC=5,	DESCRIPTOR CODE-
SUPP=SER,	SUPPRESSION CODE-
OPT=BLKSUP	MESSAGE PROCESSING OPTIONS
USSMSG MSG=IST191I,	MESSAGE ID-
TEXT='IST191I % SYNTAX ERROR',	
ROUTCDE=2,	ROUTING CODE-
DESC=5,	DESCRIPTOR CODE-
SUPP=SER,	SUPPRESSION CODE-
OPT=BLKSUP	MESSAGE PROCESSING OPTIONS
USSMSG MSG=IST192I,	MESSAGE ID-
TEXT='IST192I POA MSG TRANSFER FAILED - INSUFFICIENT STO-	
RAGE',	-
ROUTCDE=2,	ROUTING CODE-
DESC=5,	DESCRIPTOR CODE-
SUPP=WARN,	SUPPRESSION CODE-
OPT=BLKSUP	MESSAGE PROCESSING OPTIONS
USSMSG MSG=IST193I,	MESSAGE ID-
TEXT='IST193I REPLY % IGNORED - REPLY TOO LONG FOR REQUE-	
STOR',	-
ROUTCDE=2,	ROUTING CODE-
DESC=5,	DESCRIPTOR CODE-
SUPP=SER,	SUPPRESSION CODE-
OPT=BLKSUP	MESSAGE PROCESSING OPTIONS
USSMSG MSG=IST194I,	MESSAGE ID-
TEXT='IST194I REPLY % NOT OUTSTANDING',	
ROUTCDE=2,	ROUTING CODE-
DESC=5,	DESCRIPTOR CODE-
SUPP=SER,	SUPPRESSION CODE-
OPT=BLKSUP	MESSAGE PROCESSING OPTIONS
USSMSG MSG=IST195I,	MESSAGE ID-
TEXT='IST195I REPLY % IGNORED - NON-DECIMAL ID',	
ROUTCDE=2,	ROUTING CODE-

DESC=5,	DESCRIPTOR CODE-
SUPP=SER,	SUPPRESSION CODE-
OPT=BLKSUP	MESSAGE PROCESSING OPTIONS
USSMSG MSG=IST198I,	MESSAGE ID-
TEXT='IST198I VTAM INTERNAL TRACE ACTIVATION FAILED - GT-	-
F NOT ACTIVE',	-
ROUTCDE=2,	ROUTING CODE-
DESC=5,	DESCRIPTOR CODE-
SUPP=NEVER,	SUPPRESSION CODE-
OPT=BLKSUP	MESSAGE PROCESSING OPTIONS
USSMSG MSG=IST199I,	MESSAGE ID-
TEXT='IST199I OPTIONS = %',	-
ROUTCDE=2,	ROUTING CODE-
DESC=5,	DESCRIPTOR CODE-
SUPP=NORM,	SUPPRESSION CODE-
OPT=BLKSUP	MESSAGE PROCESSING OPTIONS
USSMSG MSG=IST206I,	MESSAGE ID-
TEXT='IST206I SESSIONS:',	-
ROUTCDE=2,	ROUTING CODE-
DESC=5,	DESCRIPTOR CODE-
SUPP=NEVER,	SUPPRESSION CODE-
OPT=BLKSUP	MESSAGE PROCESSING OPTIONS
USSMSG MSG=IST208I,	MESSAGE ID-
TEXT='IST208I UNABLE TO TERMINATE SESSIONS FOR ID = % -	-
INSUFFICIENT STORAGE',	-
ROUTCDE=2,	ROUTING CODE-
DESC=5,	DESCRIPTOR CODE-
SUPP=WARN,	SUPPRESSION CODE-
OPT=BLKSUP	MESSAGE PROCESSING OPTIONS
USSMSG MSG=IST211I,	MESSAGE ID-
TEXT='IST211I NCP SLOWDOWN INITIATED FOR %',	-
ROUTCDE=2,	ROUTING CODE-
DESC=4,	DESCRIPTOR CODE-
SUPP=WARN,	SUPPRESSION CODE-
OPT=BLKSUP	MESSAGE PROCESSING OPTIONS
USSMSG MSG=IST212I,	MESSAGE ID-
TEXT='IST212I ACBNAME = %',	-
ROUTCDE=8,	ROUTING CODE-
DESC=5,	DESCRIPTOR CODE-
SUPP=NEVER,	SUPPRESSION CODE-
OPT=BLKSUP	MESSAGE PROCESSING OPTIONS
USSMSG MSG=IST213I,	MESSAGE ID-
TEXT='IST213I ACBNAME FOR ID = %',	-
ROUTCDE=8,	ROUTING CODE-
DESC=5,	DESCRIPTOR CODE-
SUPP=NEVER,	SUPPRESSION CODE-
OPT=BLKSUP	MESSAGE PROCESSING OPTIONS
USSMSG MSG=IST214I,	MESSAGE ID-
TEXT='IST214I NCP SLOWDOWN TERMINATED FOR %',	-
ROUTCDE=2,	ROUTING CODE-
DESC=4,	DESCRIPTOR CODE-
SUPP=WARN,	SUPPRESSION CODE-
OPT=BLKSUP	MESSAGE PROCESSING OPTIONS
USSMSG MSG=IST219I,	MESSAGE ID-
TEXT='IST219I I/O ERROR ON READ FOR % - BYTECNT MISMATCH-	-
,	-
ROUTCDE=2,	ROUTING CODE-
DESC=4,	DESCRIPTOR CODE-
SUPP=WARN,	SUPPRESSION CODE-
OPT=BLKSUP	MESSAGE PROCESSING OPTIONS
USSMSG MSG=IST221I,	MESSAGE ID-
TEXT='IST221I % : %(2) IS INVALID, %(3), UNSUPPORTED OPT-	-
ION - %(4)',	-
ROUTCDE=2,	ROUTING CODE-
DESC=5,	DESCRIPTOR CODE-
SUPP=NORM,	SUPPRESSION CODE-
OPT=BLKSUP	MESSAGE PROCESSING OPTIONS
USSMSG MSG=IST223I,	MESSAGE ID-
TEXT='IST223I MODIFY % COMMAND COMPLETED',	-
ROUTCDE=2,	ROUTING CODE-
DESC=5,	DESCRIPTOR CODE-
SUPP=NEVER,	SUPPRESSION CODE-
OPT=BLKSUP	MESSAGE PROCESSING OPTIONS
USSMSG MSG=IST225I,	MESSAGE ID-
TEXT='IST225I % FOR ID = %(2) FAILED - %(3)',	-
ROUTCDE=2,	ROUTING CODE-
DESC=5,	DESCRIPTOR CODE-
SUPP=SER,	SUPPRESSION CODE-
OPT=BLKSUP	MESSAGE PROCESSING OPTIONS
USSMSG MSG=IST226I,	MESSAGE ID-
TEXT='IST226I % FOR ID = %(2) NOT EFFECTIVE DURING CURRE-	-
NT OR QUEUED SESSIONS',	-

ROUTCDE=2,	ROUTING CODE-
DESC=5,	DESCRIPTOR CODE-
SUPP=INFO,	SUPPRESSION CODE-
OPT=BLKSUP	MESSAGE PROCESSING OPTIONS
USSMSG MSG=IST228I,	MESSAGE ID-
TEXT='IST228I ENCRYPTION = % , TYPE = %(2)',	-
ROUTCDE=2,	ROUTING CODE-
DESC=5,	DESCRIPTOR CODE-
SUPP=NEVER,	SUPPRESSION CODE-
OPT=BLKSUP	MESSAGE PROCESSING OPTIONS
USSMSG MSG=IST231I,	MESSAGE ID-
TEXT='IST231I % MAJOR NODE = %(2)',	-
ROUTCDE=(2,8),	ROUTING CODE-
DESC=5,	DESCRIPTOR CODE-
SUPP=NEVER,	SUPPRESSION CODE-
OPT=BLKSUP	MESSAGE PROCESSING OPTIONS
USSMSG MSG=IST232I,	MESSAGE ID-
TEXT='IST232I % %(2) %(3)',	-
ROUTCDE=(2,8),	ROUTING CODE-
DESC=5,	DESCRIPTOR CODE-
SUPP=NEVER,	SUPPRESSION CODE-
OPT=NOBLKSUP	MESSAGE PROCESSING OPTIONS
USSMSG MSG=IST234I,	MESSAGE ID-
TEXT='IST234I I/O ERROR %',	-
ROUTCDE=(2,8,10),	ROUTING CODE-
DESC=4,	DESCRIPTOR CODE-
SUPP=WARN,	SUPPRESSION CODE-
OPT=BLKSUP	MESSAGE PROCESSING OPTIONS
USSMSG MSG=IST238I,	MESSAGE ID-
TEXT='IST238I % %(2) FOR ID = %(3) RCVD %(4)',	-
ROUTCDE=8,	ROUTING CODE-
DESC=4,	DESCRIPTOR CODE-
SUPP=WARN,	SUPPRESSION CODE-
OPT=BLKSUP	MESSAGE PROCESSING OPTIONS
USSMSG MSG=IST240A,	MESSAGE ID-
TEXT='IST240A WAIT STATE IN VTAM DUE TO INSUFFICIENT NUM-	-
BER OF I/O BUFFERS SPECIFIED BY USER',	-
ROUTCDE=2,	ROUTING CODE-
DESC=2,	DESCRIPTOR CODE-
SUPP=NEVER,	SUPPRESSION CODE-
OPT=BLKSUP	MESSAGE PROCESSING OPTIONS
USSMSG MSG=IST241I,	MESSAGE ID-
TEXT='IST241I % COMMAND COMPLETE FOR %(2)',	-
ROUTCDE=8,	ROUTING CODE-
DESC=5,	DESCRIPTOR CODE-
SUPP=NORM,	SUPPRESSION CODE-
OPT=BLKSUP	MESSAGE PROCESSING OPTIONS
USSMSG MSG=IST242I,	MESSAGE ID-
TEXT='IST242I % COMMAND FAILED FOR ID = %(2) SENSE = %(3-	-
)',	-
ROUTCDE=8,	ROUTING CODE-
DESC=4,	DESCRIPTOR CODE-
SUPP=SER,	SUPPRESSION CODE-
OPT=BLKSUP	MESSAGE PROCESSING OPTIONS
USSMSG MSG=IST243I,	MESSAGE ID-
TEXT='IST243I FRAMES SENT = %, RCVD = %(2), RCVD WITHOUT-	-
ERRORS = %(3)',	-
ROUTCDE=8,	ROUTING CODE-
DESC=5,	DESCRIPTOR CODE-
SUPP=NORM,	SUPPRESSION CODE-
OPT=BLKSUP	MESSAGE PROCESSING OPTIONS
USSMSG MSG=IST244I,	MESSAGE ID-
TEXT='IST244I NCP % STORAGE FOR ID = %(2)',	-
ROUTCDE=8,	ROUTING CODE-
DESC=5,	DESCRIPTOR CODE-
SUPP=NEVER,	SUPPRESSION CODE-
OPT=BLKSUP	MESSAGE PROCESSING OPTIONS
USSMSG MSG=IST245I,	MESSAGE ID-
TEXT='IST245I % %(2) %(3) %(4) %(5)',	-
ROUTCDE=8,	ROUTING CODE-
DESC=5,	DESCRIPTOR CODE-
SUPP=NEVER,	SUPPRESSION CODE-
OPT=NOBLKSUP	MESSAGE PROCESSING OPTIONS
USSMSG MSG=IST246I,	MESSAGE ID-
TEXT='IST246I % % (2)',	-
ROUTCDE=8,	ROUTING CODE-
DESC=4,	DESCRIPTOR CODE-
SUPP=NEVER,	SUPPRESSION CODE-
OPT=NOBLKSUP	MESSAGE PROCESSING OPTIONS
USSMSG MSG=IST247I,	MESSAGE ID-
TEXT='IST247I LOAD/DUMP PROCEDURE STATUS = % %(2)',	-
ROUTCDE=(2,8),	ROUTING CODE-

```

DESC=5,                                DESCRIPTOR CODE-
SUPP=NEVER,                            SUPPRESSION CODE-
OPT=BLKSUP                             MESSAGE PROCESSING OPTIONS
USSMSG MSG=IST252I,                     MESSAGE ID-
TEXT='IST252I % (2) (3) VTAM CODE (4) (5)', -
ROUTCDE=2,                             ROUTING CODE-
DESC=5,                                DESCRIPTOR CODE-
SUPP=NEVER,                            SUPPRESSION CODE-
OPT=BLKSUP                             MESSAGE PROCESSING OPTIONS
USSMSG MSG=IST257I,                     MESSAGE ID-
TEXT='IST257I VTAM SDUMP FAILED WITH RETURN CODE % REASO-
N X'%'(2)''', -
ROUTCDE=(2,8),                         ROUTING CODE-
DESC=4,                                DESCRIPTOR CODE-
SUPP=SER,                              SUPPRESSION CODE-
OPT=BLKSUP                             MESSAGE PROCESSING OPTIONS
USSMSG MSG=IST258I,                     MESSAGE ID-
TEXT='IST258I STMT IN ERROR = %', -
ROUTCDE=2,                             ROUTING CODE-
DESC=5,                                DESCRIPTOR CODE-
SUPP=WARN,                             SUPPRESSION CODE-
OPT=BLKSUP                             MESSAGE PROCESSING OPTIONS
USSMSG MSG=IST259I,                     MESSAGE ID-
TEXT='IST259I INOP RECEIVED FOR % CODE = (2) (3)', -
ROUTCDE=8,                             ROUTING CODE-
DESC=4,                                DESCRIPTOR CODE-
SUPP=WARN,                             SUPPRESSION CODE-
OPT=BLKSUP                             MESSAGE PROCESSING OPTIONS
USSMSG MSG=IST260I,                     MESSAGE ID-
TEXT='IST260I % - (2) SESSION LOST, SA (3) CODE (4)', -
ROUTCDE=2,                             ROUTING CODE-
DESC=5,                                DESCRIPTOR CODE-
SUPP=WARN,                             SUPPRESSION CODE-
OPT=BLKSUP                             MESSAGE PROCESSING OPTIONS
USSMSG MSG=IST262I,                     MESSAGE ID-
TEXT='IST262I % = (2), STATUS = (3)', -
ROUTCDE=(2,8),                         ROUTING CODE-
DESC=5,                                DESCRIPTOR CODE-
SUPP=NEVER,                            SUPPRESSION CODE-
OPT=BLKSUP                             MESSAGE PROCESSING OPTIONS
USSMSG MSG=IST264I,                     MESSAGE ID-
TEXT='IST264I REQUIRED % (2) (3)', -
ROUTCDE=8,                             ROUTING CODE-
DESC=4,                                DESCRIPTOR CODE-
SUPP=SER,                              SUPPRESSION CODE-
OPT=BLKSUP                             MESSAGE PROCESSING OPTIONS
USSMSG MSG=IST265I,                     MESSAGE ID-
TEXT='IST265I % FOR ID = (2) FAILED - DUP (3) HL (4)', -
ROUTCDE=8,                             ROUTING CODE-
DESC=4,                                DESCRIPTOR CODE-
SUPP=SER,                              SUPPRESSION CODE-
OPT=BLKSUP                             MESSAGE PROCESSING OPTIONS
USSMSG MSG=IST266I,                     MESSAGE ID-
TEXT='IST266I % STARTED', -
ROUTCDE=2,                             ROUTING CODE-
DESC=5,                                DESCRIPTOR CODE-
SUPP=INFO,                             SUPPRESSION CODE-
OPT=BLKSUP                             MESSAGE PROCESSING OPTIONS
USSMSG MSG=IST270I,                     MESSAGE ID-
TEXT='IST270I LOAD OF % COMPLETE - LOAD MODULE = (2)', -
ROUTCDE=2,                             ROUTING CODE-
DESC=5,                                DESCRIPTOR CODE-
SUPP=NORM,                             SUPPRESSION CODE-
OPT=BLKSUP                             MESSAGE PROCESSING OPTIONS
USSMSG MSG=IST271I,                     MESSAGE ID-
TEXT='IST271I JOBNAME = %, STEPNAME = (2), DSPNAME = (-
3)', -
ROUTCDE=2,                             ROUTING CODE-
DESC=5,                                DESCRIPTOR CODE-
SUPP=NEVER,                            SUPPRESSION CODE-
OPT=BLKSUP                             MESSAGE PROCESSING OPTIONS
USSMSG MSG=IST272A,                     MESSAGE ID-
TEXT='IST272A NO INITIAL TEST FOR % - REPLY 'U' TO BYP-
ASS - OR CANCEL', -
ROUTCDE=1,                             ROUTING CODE-
DESC=2,                                DESCRIPTOR CODE-
SUPP=NEVER,                             SUPPRESSION CODE-
OPT=BLKSUP                             MESSAGE PROCESSING OPTIONS
USSMSG MSG=IST278A,                     MESSAGE ID-
TEXT='IST278A INVALID REPLY FOR ID = % LOAD - ENTER 'U'-
' - OR CANCEL', -
ROUTCDE=1,                             ROUTING CODE-

```

DESC=2,	DESCRIPTOR CODE-
SUPP=NEVER,	SUPPRESSION CODE-
OPT=BLKSUP	MESSAGE PROCESSING OPTIONS
USSMSG MSG=IST282A,	MESSAGE ID-
TEXT='IST282A INVALID REPLY FOR ID = % (2) % (3)',	-
ROUTCDE=1,	ROUTING CODE-
DESC=3,	DESCRIPTOR CODE-
SUPP=NEVER,	SUPPRESSION CODE-
OPT=BLKSUP	MESSAGE PROCESSING OPTIONS
USSMSG MSG=IST284A,	MESSAGE ID-
TEXT='IST284A OPTION TO RELOAD % AVAILABLE - REPLY 'YES-	-
' OR 'NO' OR 'YES,LOADSTA=LINKSTANAME''',	-
ROUTCDE=1,	ROUTING CODE-
DESC=2,	DESCRIPTOR CODE-
SUPP=NEVER,	SUPPRESSION CODE-
OPT=BLKSUP	MESSAGE PROCESSING OPTIONS
USSMSG MSG=IST285I,	MESSAGE ID-
TEXT='IST285I % DUMP OF % (2) % (3)',	-
ROUTCDE=2,	ROUTING CODE-
DESC=5,	DESCRIPTOR CODE-
SUPP=SER,	SUPPRESSION CODE-
OPT=BLKSUP	MESSAGE PROCESSING OPTIONS
USSMSG MSG=IST301I,	MESSAGE ID-
TEXT='IST301I INSUFFICIENT PRIVATE FIXED STORAGE FOR I/O-	-
TRACE TABLE',	-
ROUTCDE=2,	ROUTING CODE-
DESC=5,	DESCRIPTOR CODE-
SUPP=WARN,	SUPPRESSION CODE-
OPT=BLKSUP	MESSAGE PROCESSING OPTIONS
USSMSG MSG=IST302I,	MESSAGE ID-
TEXT='IST302I INVALID DEFINITION TYPE IN MEMBER % IN VTA-	-
M DEFINITION LIBRARY',	-
ROUTCDE=2,	ROUTING CODE-
DESC=5,	DESCRIPTOR CODE-
SUPP=WARN,	SUPPRESSION CODE-
OPT=BLKSUP	MESSAGE PROCESSING OPTIONS
USSMSG MSG=IST303I,	MESSAGE ID-
TEXT='IST303I INSUFFICIENT STORAGE TO BUILD CONFIGURATIO-	-
N %',	-
ROUTCDE=2,	ROUTING CODE-
DESC=5,	DESCRIPTOR CODE-
SUPP=WARN,	SUPPRESSION CODE-
OPT=BLKSUP	MESSAGE PROCESSING OPTIONS
USSMSG MSG=IST309I,	MESSAGE ID-
TEXT='IST309I UNABLE TO LOAD MODULE % FROM LIBRARY % (2) '-	-
,ROUTCDE=(2,4,8),	ROUTING CODE-
DESC=5,	DESCRIPTOR CODE-
SUPP=WARN,	SUPPRESSION CODE-
OPT=BLKSUP	MESSAGE PROCESSING OPTIONS
USSMSG MSG=IST310I,	MESSAGE ID-
TEXT='IST310I INVALID SPACE REQUEST FOR CONFIGURATION %' -	-
,ROUTCDE=2,	ROUTING CODE-
DESC=5,	DESCRIPTOR CODE-
SUPP=SER,	SUPPRESSION CODE-
OPT=BLKSUP	MESSAGE PROCESSING OPTIONS
USSMSG MSG=IST311I,	MESSAGE ID-
TEXT='IST311I NCP LOAD MODULE LIBRARY % - FAILED TO OPEN-	-
' ,	-
ROUTCDE=(2,4,8),	ROUTING CODE-
DESC=5,	DESCRIPTOR CODE-
SUPP=WARN,	SUPPRESSION CODE-
OPT=BLKSUP	MESSAGE PROCESSING OPTIONS
USSMSG MSG=IST314I,	MESSAGE ID-
TEXT='IST314I END' ,	-
ROUTCDE=2,	ROUTING CODE-
DESC=5,	DESCRIPTOR CODE-
SUPP=NEVER,	SUPPRESSION CODE-
OPT=BLKSUP	MESSAGE PROCESSING OPTIONS
USSMSG MSG=IST315I,	MESSAGE ID-
TEXT='IST315I VTAM INTERNAL TRACE ACTIVE - MODE = %, SIZ-	-
E = % (2) % (3)',	-
ROUTCDE=2,	ROUTING CODE-
DESC=5,	DESCRIPTOR CODE-
SUPP=NORM,	SUPPRESSION CODE-
OPT=BLKSUP	MESSAGE PROCESSING OPTIONS
USSMSG MSG=IST316I,	MESSAGE ID-
TEXT='IST316I % TRACE USER OPTIONS ARE NOT ACTIVE',	-
ROUTCDE=2,	ROUTING CODE-
DESC=5,	DESCRIPTOR CODE-
SUPP=NORM,	SUPPRESSION CODE-
OPT=BLKSUP	MESSAGE PROCESSING OPTIONS
USSMSG MSG=IST317I,	MESSAGE ID-

```

TEXT='IST317I VTAM INTERNAL TRACE ACTIVATION FAILED - IN-
SUFFICIENT STORAGE',
ROUTCDE=2,                                ROUTING CODE-
DESC=5,                                    DESCRIPTOR CODE-
SUPP=SER,                                  SUPPRESSION CODE-
OPT=BLKSUP                                MESSAGE PROCESSING OPTIONS
USSMSG MSG=IST319I,                        MESSAGE ID-
TEXT='IST319I CONFIGURATION % FIRST SPECIFICATION USED %(
(2)',
ROUTCDE=2,                                ROUTING CODE-
DESC=5,                                    DESCRIPTOR CODE-
SUPP=NORM,                                SUPPRESSION CODE-
OPT=BLKSUP                                MESSAGE PROCESSING OPTIONS
USSMSG MSG=IST320I,                        MESSAGE ID-
TEXT='IST320I DEFINITION % NOT SUCCESSFUL - %(2)',
ROUTCDE=2,                                ROUTING CODE-
DESC=5,                                    DESCRIPTOR CODE-
SUPP=WARN,                                SUPPRESSION CODE-
OPT=BLKSUP                                MESSAGE PROCESSING OPTIONS
USSMSG MSG=IST321I,                        MESSAGE ID-
TEXT='IST321I CONFIGURATION % DEFAULT TAKEN - %(2)',
ROUTCDE=2,                                ROUTING CODE-
DESC=5,                                    DESCRIPTOR CODE-
SUPP=WARN,                                SUPPRESSION CODE-
OPT=BLKSUP                                MESSAGE PROCESSING OPTIONS
USSMSG MSG=IST322I,                        MESSAGE ID-
TEXT='IST322I CONFIGURATION % ERROR IGNORED - %(2)',
ROUTCDE=2,                                ROUTING CODE-
DESC=5,                                    DESCRIPTOR CODE-
SUPP=WARN,                                SUPPRESSION CODE-
OPT=BLKSUP                                MESSAGE PROCESSING OPTIONS
USSMSG MSG=IST323I,                        MESSAGE ID-
TEXT='IST323I LABEL = % - MACRO TYPE = %(2) - KEYWORD = -
%(3)',
ROUTCDE=2,                                ROUTING CODE-
DESC=5,                                    DESCRIPTOR CODE-
SUPP=WARN,                                SUPPRESSION CODE-
OPT=NOBLKSUP                              MESSAGE PROCESSING OPTIONS
USSMSG MSG=IST324I,                        MESSAGE ID-
TEXT='IST324I % IN PROGRESS WITH ID = %(2) DUE TO %(3) R-
EQUEST',
ROUTCDE=2,                                ROUTING CODE-
DESC=5,                                    DESCRIPTOR CODE-
SUPP=INFO,                                SUPPRESSION CODE-
OPT=BLKSUP                                MESSAGE PROCESSING OPTIONS
USSMSG MSG=IST326I,                        MESSAGE ID-
TEXT='IST326I REQUEST = % FAILED FOR %(2) ID = %(3), SEN-
SE = %(4)',
ROUTCDE=2,                                ROUTING CODE-
DESC=5,                                    DESCRIPTOR CODE-
SUPP=NORM,                                SUPPRESSION CODE-
OPT=BLKSUP                                MESSAGE PROCESSING OPTIONS
USSMSG MSG=IST327I,                        MESSAGE ID-
TEXT='IST327I % ID = %(2) INCOMPLETE, REQUEST = %(3), SE-
NSE = %(4)',
ROUTCDE=2,                                ROUTING CODE-
DESC=5,                                    DESCRIPTOR CODE-
SUPP=NORM,                                SUPPRESSION CODE-
OPT=BLKSUP                                MESSAGE PROCESSING OPTIONS
USSMSG MSG=IST328I,                        MESSAGE ID-
TEXT='IST328I COMMUNICATION WITH CDRM ID = % LOST',
ROUTCDE=2,                                ROUTING CODE-
DESC=5,                                    DESCRIPTOR CODE-
SUPP=NORM,                                SUPPRESSION CODE-
OPT=BLKSUP                                MESSAGE PROCESSING OPTIONS
USSMSG MSG=IST330I,                        MESSAGE ID-
TEXT='IST330I TABLE TYPE = % NAME = %(2)',
ROUTCDE=2,                                ROUTING CODE-
DESC=5,                                    DESCRIPTOR CODE-
SUPP=WARN,                                SUPPRESSION CODE-
OPT=BLKSUP                                MESSAGE PROCESSING OPTIONS
USSMSG MSG=IST331I,                        MESSAGE ID-
TEXT='IST331I CONFIG % BYPASSED - ''MAXSUBA'' VALUES CON-
FLICT',
ROUTCDE=2,                                ROUTING CODE-
DESC=5,                                    DESCRIPTOR CODE-
SUPP=WARN,                                SUPPRESSION CODE-
OPT=BLKSUP                                MESSAGE PROCESSING OPTIONS
USSMSG MSG=IST333I,                        MESSAGE ID-
TEXT='IST333I CONFIG % USING DUPLICATE RESOURCE NAME %(2-
) - CODE %(3)',
ROUTCDE=2,                                ROUTING CODE-

```

```

DESC=5,                                DESCRIPTOR CODE-
SUPP=WARN,                             SUPPRESSION CODE-
OPT=BLKSUP                             MESSAGE PROCESSING OPTIONS
USSMSG MSG=IST336I,                     MESSAGE ID-
TEXT='IST336I THIS NCP MAJOR NODE WAS %', -
ROUTCDE=2,                             ROUTING CODE-
DESC=5,                                DESCRIPTOR CODE-
SUPP=NEVER,                            SUPPRESSION CODE-
OPT=BLKSUP                             MESSAGE PROCESSING OPTIONS
USSMSG MSG=IST339I,                     MESSAGE ID-
TEXT='IST339I CONFIG % BYPASSED - %(2) UNKNOWN TO THE NC-
P', -
ROUTCDE=2,                             ROUTING CODE-
DESC=5,                                DESCRIPTOR CODE-
SUPP=WARN,                             SUPPRESSION CODE-
OPT=BLKSUP                             MESSAGE PROCESSING OPTIONS
USSMSG MSG=IST348I,                     MESSAGE ID-
TEXT='IST348I UNABLE TO PROCESS DISCONNECTION FOR PU = %-
DUE TO LACK OF STORAGE', -
ROUTCDE=2,                             ROUTING CODE-
DESC=5,                                DESCRIPTOR CODE-
SUPP=NORM,                             SUPPRESSION CODE-
OPT=BLKSUP                             MESSAGE PROCESSING OPTIONS
USSMSG MSG=IST350I,                     MESSAGE ID-
TEXT='IST350I DISPLAY TYPE = %', -
ROUTCDE=2,                             ROUTING CODE-
DESC=5,                                DESCRIPTOR CODE-
SUPP=NEVER,                            SUPPRESSION CODE-
OPT=BLKSUP                             MESSAGE PROCESSING OPTIONS
USSMSG MSG=IST351I,                     MESSAGE ID-
TEXT='IST351I LOCAL 3270 MAJOR NODE = %', -
ROUTCDE=2,                             ROUTING CODE-
DESC=5,                                DESCRIPTOR CODE-
SUPP=NEVER,                            SUPPRESSION CODE-
OPT=BLKSUP                             MESSAGE PROCESSING OPTIONS
USSMSG MSG=IST352I,                     MESSAGE ID-
TEXT='IST352I LOCAL SNA MAJOR NODE = %', -
ROUTCDE=2,                             ROUTING CODE-
DESC=5,                                DESCRIPTOR CODE-
SUPP=NEVER,                            SUPPRESSION CODE-
OPT=BLKSUP                             MESSAGE PROCESSING OPTIONS
USSMSG MSG=IST353I,                     MESSAGE ID-
TEXT='IST353I SWITCHED SNA MAJOR NODE = %', -
ROUTCDE=2,                             ROUTING CODE-
DESC=5,                                DESCRIPTOR CODE-
SUPP=NEVER,                            SUPPRESSION CODE-
OPT=BLKSUP                             MESSAGE PROCESSING OPTIONS
USSMSG MSG=IST354I,                     MESSAGE ID-
TEXT='IST354I PU T4/5 MAJOR NODE = %', -
ROUTCDE=2,                             ROUTING CODE-
DESC=5,                                DESCRIPTOR CODE-
SUPP=NEVER,                            SUPPRESSION CODE-
OPT=BLKSUP                             MESSAGE PROCESSING OPTIONS
USSMSG MSG=IST355I,                     MESSAGE ID-
TEXT='IST355I LOGICAL UNITS:', -
ROUTCDE=2,                             ROUTING CODE-
DESC=5,                                DESCRIPTOR CODE-
SUPP=NEVER,                            SUPPRESSION CODE-
OPT=BLKSUP                             MESSAGE PROCESSING OPTIONS
USSMSG MSG=IST356I,                     MESSAGE ID-
TEXT='IST356I %(2)%(3)%(4) %(5)%(6)%(7)%(8)%(9)%(10)%(1-
1)%(12) %(13) %(14)/%(15) %(16)', -
ROUTCDE=2,                             ROUTING CODE-
DESC=5,                                DESCRIPTOR CODE-
SUPP=NEVER,                            SUPPRESSION CODE-
OPT=NOBLKSUP                           MESSAGE PROCESSING OPTIONS
USSMSG MSG=IST359I,                     MESSAGE ID-
TEXT='IST359I ATTACHMENT = %', -
ROUTCDE=2,                             ROUTING CODE-
DESC=5,                                DESCRIPTOR CODE-
SUPP=NEVER,                            SUPPRESSION CODE-
OPT=BLKSUP                             MESSAGE PROCESSING OPTIONS
USSMSG MSG=IST360I,                     MESSAGE ID-
TEXT='IST360I APPLICATIONS:', -
ROUTCDE=2,                             ROUTING CODE-
DESC=5,                                DESCRIPTOR CODE-
SUPP=NEVER,                            SUPPRESSION CODE-
OPT=BLKSUP                             MESSAGE PROCESSING OPTIONS
USSMSG MSG=IST361A,                     MESSAGE ID-
TEXT='IST361A % FOUND LOADED WITH %(2) REPLY ''YES'' TO -
RELOAD OR ''NO'' TO CANCEL ACTIVATION', -
ROUTCDE=2,                             ROUTING CODE-

```

```

DESC=2,                                DESCRIPTOR CODE-
SUPP=NEVER,                            SUPPRESSION CODE-
OPT=BLKSUP                             MESSAGE PROCESSING OPTIONS
USSMSG MSG=IST362I,                    MESSAGE ID-
TEXT='IST362I GROUP % DEVICES UNAVAILABLE - MISSING SYSC-
NTRL OPTION',                          -
ROUTCDE=2,                             ROUTING CODE-
DESC=5,                                DESCRIPTOR CODE-
SUPP=WARN,                             SUPPRESSION CODE-
OPT=BLKSUP                             MESSAGE PROCESSING OPTIONS
USSMSG MSG=IST363I,                    MESSAGE ID-
TEXT='IST363I CONFIG % NODES AND SUBNODES SET UNAVAILABL-
E - %(2)',                              -
ROUTCDE=2,                             ROUTING CODE-
DESC=5,                                DESCRIPTOR CODE-
SUPP=WARN,                             SUPPRESSION CODE-
OPT=BLKSUP                             MESSAGE PROCESSING OPTIONS
USSMSG MSG=IST366I,                    MESSAGE ID-
TEXT='IST366I CONFIG % UNABLE TO DEFINE %(2) - MAXIMUM N-
UMBER OF NETWORK ADDRESSES FOR HOST SUBAREA EXCEEDED', -
ROUTCDE=2,                             ROUTING CODE-
DESC=5,                                DESCRIPTOR CODE-
SUPP=WARN,                             SUPPRESSION CODE-
OPT=BLKSUP                             MESSAGE PROCESSING OPTIONS
USSMSG MSG=IST367I,                    MESSAGE ID-
TEXT='IST367I NO STORAGE TO DEFINE NODE % CONFIG %(2)', -
ROUTCDE=2,                             ROUTING CODE-
DESC=5,                                DESCRIPTOR CODE-
SUPP=WARN,                             SUPPRESSION CODE-
OPT=BLKSUP                             MESSAGE PROCESSING OPTIONS
USSMSG MSG=IST368I,                    MESSAGE ID-
TEXT='IST368I FUNCTION GROUP % FAILED', -
ROUTCDE=2,                             ROUTING CODE-
DESC=5,                                DESCRIPTOR CODE-
SUPP=WARN,                             SUPPRESSION CODE-
OPT=BLKSUP                             MESSAGE PROCESSING OPTIONS
USSMSG MSG=IST380I,                    MESSAGE ID-
TEXT='IST380I ERROR FOR ID = % - REQUEST: %(2), SENSE: %-
(3)',                                  -
ROUTCDE=2,                             ROUTING CODE-
DESC=5,                                DESCRIPTOR CODE-
SUPP=NORM,                             SUPPRESSION CODE-
OPT=BLKSUP                             MESSAGE PROCESSING OPTIONS
USSMSG MSG=IST381I,                    MESSAGE ID-
TEXT='IST381I % FOR ID = %(2) FAILED - CANNOT DEFINE NOD-
E',                                    -
ROUTCDE=2,                             ROUTING CODE-
DESC=5,                                DESCRIPTOR CODE-
SUPP=SER,                             SUPPRESSION CODE-
OPT=BLKSUP                             MESSAGE PROCESSING OPTIONS
USSMSG MSG=IST382I,                    MESSAGE ID-
TEXT='IST382I % FOR ID = %(2) FAILED - STATE: %(3) NOT V-
ALID FOR REQUEST',                    -
ROUTCDE=2,                             ROUTING CODE-
DESC=5,                                DESCRIPTOR CODE-
SUPP=SER,                             SUPPRESSION CODE-
OPT=BLKSUP                             MESSAGE PROCESSING OPTIONS
USSMSG MSG=IST383I,                    MESSAGE ID-
TEXT='IST383I DEACTIVATION OF ID = % FAILED - REQUEST: %-
(2) SENSE: %(3)',                    -
ROUTCDE=2,                             ROUTING CODE-
DESC=5,                                DESCRIPTOR CODE-
SUPP=NORM,                             SUPPRESSION CODE-
OPT=BLKSUP                             MESSAGE PROCESSING OPTIONS
USSMSG MSG=IST384I,                    MESSAGE ID-
TEXT='IST384I % FOR ID = %(2) FAILED', -
ROUTCDE=2,                             ROUTING CODE-
DESC=5,                                DESCRIPTOR CODE-
SUPP=SER,                             SUPPRESSION CODE-
OPT=BLKSUP                             MESSAGE PROCESSING OPTIONS
USSMSG MSG=IST388I,                    MESSAGE ID-
TEXT='IST388I DYNAMIC CDRSC DEFINITION SUPPORT = %', -
ROUTCDE=8,                             ROUTING CODE-
DESC=5,                                DESCRIPTOR CODE-
SUPP=NEVER,                             SUPPRESSION CODE-
OPT=BLKSUP                             MESSAGE PROCESSING OPTIONS
USSMSG MSG=IST389I,                    MESSAGE ID-
TEXT='IST389I PREDEFINITION OF CDRSC = %', -
ROUTCDE=8,                             ROUTING CODE-
DESC=5,                                DESCRIPTOR CODE-
SUPP=NEVER,                             SUPPRESSION CODE-
OPT=BLKSUP                             MESSAGE PROCESSING OPTIONS

```



```

USSMSG MSG=IST391I, MESSAGE ID-
TEXT='IST391I ADJ LINK STATION = %, LINE = %(2), NODE = -
%(3)', -
ROUTCDE=8, ROUTING CODE-
DESC=5, DESCRIPTOR CODE-
SUPP=NEVER, SUPPRESSION CODE-
OPT=BLKSUP MESSAGE PROCESSING OPTIONS
USSMSG MSG=IST393I, MESSAGE ID-
TEXT='IST393I PU T4/5 MAJOR NODE %, SUBAREA = %(2)', -
ROUTCDE=8, ROUTING CODE-
DESC=5, DESCRIPTOR CODE-
SUPP=NEVER, SUPPRESSION CODE-
OPT=BLKSUP MESSAGE PROCESSING OPTIONS
USSMSG MSG=IST394I, MESSAGE ID-
TEXT='IST394I ADJACENT LINK STATIONS NOT OWNED BUT AWAIT-
ING ACTIVATION', -
ROUTCDE=8, ROUTING CODE-
DESC=5, DESCRIPTOR CODE-
SUPP=NEVER, SUPPRESSION CODE-
OPT=BLKSUP MESSAGE PROCESSING OPTIONS
USSMSG MSG=IST395I, MESSAGE ID-
TEXT='IST395I % %(2) %(3) %(4) %(5) %(6)', -
ROUTCDE=8, ROUTING CODE-
DESC=5, DESCRIPTOR CODE-
SUPP=NEVER, SUPPRESSION CODE-
OPT=NOBLKSUP MESSAGE PROCESSING OPTIONS
USSMSG MSG=IST396I, MESSAGE ID-
TEXT='IST396I LNKSTA STATUS CTG GTG ADJNODE ADJSA-
NETID ADJLS', -
ROUTCDE=8, ROUTING CODE-
DESC=5, DESCRIPTOR CODE-
SUPP=NEVER, SUPPRESSION CODE-
OPT=NOBLKSUP MESSAGE PROCESSING OPTIONS
USSMSG MSG=IST397I, MESSAGE ID-
TEXT='IST397I % %(2) %(3) %(4) %(5) %(6) %(7) %(8)', -
ROUTCDE=8, ROUTING CODE-
DESC=5, DESCRIPTOR CODE-
SUPP=NEVER, SUPPRESSION CODE-
OPT=NOBLKSUP MESSAGE PROCESSING OPTIONS
USSMSG MSG=IST398I, MESSAGE ID-
TEXT='IST398I LOAD OF % FAILED - %(2) HAS ZERO ENTRY POI-
NT', -
ROUTCDE=8, ROUTING CODE-
DESC=5, DESCRIPTOR CODE-
SUPP=WARN, SUPPRESSION CODE-
OPT=BLKSUP MESSAGE PROCESSING OPTIONS
USSMSG MSG=IST399E, MESSAGE ID-
TEXT='IST399E ISTSDCOS IS NOT A CLASS OF SERVICE TABLE --
ISTSDCOS DELETED', -
ROUTCDE=2, ROUTING CODE-
DESC=3, DESCRIPTOR CODE-
SUPP=SER, SUPPRESSION CODE-
OPT=BLKSUP MESSAGE PROCESSING OPTIONS
USSMSG MSG=IST400I, MESSAGE ID-
TEXT='IST400I TERMINATION IN PROGRESS FOR APPLID %', -
ROUTCDE=2, ROUTING CODE-
DESC=5, DESCRIPTOR CODE-
SUPP=NORM, SUPPRESSION CODE-
OPT=BLKSUP MESSAGE PROCESSING OPTIONS
USSMSG MSG=IST401I, MESSAGE ID-
TEXT='IST401I % INITIATED FOR ID = %(2)', -
ROUTCDE=2, ROUTING CODE-
DESC=5, DESCRIPTOR CODE-
SUPP=NEVER, SUPPRESSION CODE-
OPT=BLKSUP MESSAGE PROCESSING OPTIONS
USSMSG MSG=IST403I, MESSAGE ID-
TEXT='IST403I % COMMAND FAILED - MULTIPLE OPTIONS FOR %(-
2) NOT ALLOWED', -
ROUTCDE=2, ROUTING CODE-
DESC=5, DESCRIPTOR CODE-
SUPP=SER, SUPPRESSION CODE-
OPT=BLKSUP MESSAGE PROCESSING OPTIONS
USSMSG MSG=IST410I, MESSAGE ID-
TEXT='IST410I % BUFFER POOL COULD NOT BE BUILT - CODE %(-
2)', -
ROUTCDE=1, ROUTING CODE-
DESC=5, DESCRIPTOR CODE-
SUPP=NEVER, SUPPRESSION CODE-
OPT=BLKSUP MESSAGE PROCESSING OPTIONS
USSMSG MSG=IST411I, MESSAGE ID-
TEXT='IST411I % COMMAND REJECTED DUE TO TERMINATION IN P-
ROGRESS', -

```

ROUTCDE=2,	ROUTING CODE-
DESC=5,	DESCRIPTOR CODE-
SUPP=SER,	SUPPRESSION CODE-
OPT=BLKSUP	MESSAGE PROCESSING OPTIONS
USSMSG MSG=IST412I,	MESSAGE ID-
TEXT='IST412I VTAM COMMAND PROCESSING TERMINATED',	-
ROUTCDE=2,	ROUTING CODE-
DESC=5,	DESCRIPTOR CODE-
SUPP=INFO,	SUPPRESSION CODE-
OPT=BLKSUP	MESSAGE PROCESSING OPTIONS
USSMSG MSG=IST413I,	MESSAGE ID-
TEXT='IST413I VTAM DUMPING FOR %',	-
ROUTCDE=(2,8),	ROUTING CODE-
DESC=5,	DESCRIPTOR CODE-
SUPP=NEVER,	SUPPRESSION CODE-
OPT=BLKSUP	MESSAGE PROCESSING OPTIONS
USSMSG MSG=IST414I,	MESSAGE ID-
TEXT='IST414I % FOR ID = %(2) FAILED - PROCESS UNAVAILAB-	-
LE',	-
ROUTCDE=2,	ROUTING CODE-
DESC=5,	DESCRIPTOR CODE-
SUPP=SER,	SUPPRESSION CODE-
OPT=BLKSUP	MESSAGE PROCESSING OPTIONS
USSMSG MSG=IST416I,	MESSAGE ID-
TEXT='IST416I SDUMP ISSUED DUE TO ADDRESS SPACE TERMINAT-	-
ION',	-
ROUTCDE=(2,8),	ROUTING CODE-
DESC=4,	DESCRIPTOR CODE-
SUPP=NEVER,	SUPPRESSION CODE-
OPT=BLKSUP	MESSAGE PROCESSING OPTIONS
USSMSG MSG=IST422I,	MESSAGE ID-
TEXT='IST422I I/O ERROR ON DS % RTN CD = %(2), %(3)',	-
ROUTCDE=2,	ROUTING CODE-
DESC=5,	DESCRIPTOR CODE-
SUPP=WARN,	SUPPRESSION CODE-
OPT=BLKSUP	MESSAGE PROCESSING OPTIONS
USSMSG MSG=IST423I,	MESSAGE ID-
TEXT='IST423I UNABLE TO GET STORAGE FOR DS %',	-
ROUTCDE=2,	ROUTING CODE-
DESC=5,	DESCRIPTOR CODE-
SUPP=WARN,	SUPPRESSION CODE-
OPT=BLKSUP	MESSAGE PROCESSING OPTIONS
USSMSG MSG=IST424I,	MESSAGE ID-
TEXT='IST424I CLOSE FAILED ON DS % RTN CD = %(2), %(3)',	-
ROUTCDE=2,	ROUTING CODE-
DESC=5,	DESCRIPTOR CODE-
SUPP=WARN,	SUPPRESSION CODE-
OPT=BLKSUP	MESSAGE PROCESSING OPTIONS
USSMSG MSG=IST425I,	MESSAGE ID-
TEXT='IST425I OPEN FAILED ON DS % RTN CD = %(2), %(3)',	-
ROUTCDE=2,	ROUTING CODE-
DESC=5,	DESCRIPTOR CODE-
SUPP=WARN,	SUPPRESSION CODE-
OPT=BLKSUP	MESSAGE PROCESSING OPTIONS
USSMSG MSG=IST430I,	MESSAGE ID-
TEXT='IST430I % FOR ID = %(2) DISCARDED',	-
ROUTCDE=2,	ROUTING CODE-
DESC=5,	DESCRIPTOR CODE-
SUPP=WARN,	SUPPRESSION CODE-
OPT=BLKSUP	MESSAGE PROCESSING OPTIONS
USSMSG MSG=IST433I,	MESSAGE ID-
TEXT='IST433I COMMAND REJECTED - TUNING STATISTICS TASK -	-
NOT ATTACHED',	-
ROUTCDE=2,	ROUTING CODE-
DESC=5,	DESCRIPTOR CODE-
SUPP=SER,	SUPPRESSION CODE-
OPT=BLKSUP	MESSAGE PROCESSING OPTIONS
USSMSG MSG=IST435I,	MESSAGE ID-
TEXT='IST435I UNABLE TO RECORD ON TUNSTATS FILE, CODE=%'-	-
,ROUTCDE=2,	ROUTING CODE-
DESC=5,	DESCRIPTOR CODE-
SUPP=WARN,	SUPPRESSION CODE-
OPT=BLKSUP	MESSAGE PROCESSING OPTIONS
USSMSG MSG=IST436I,	MESSAGE ID-
TEXT='IST436I STORAGE NOT AVAILABLE FOR TUNING STATISTIC-	-
S DATA',	-
ROUTCDE=2,	ROUTING CODE-
DESC=5,	DESCRIPTOR CODE-
SUPP=WARN,	SUPPRESSION CODE-
OPT=BLKSUP	MESSAGE PROCESSING OPTIONS
USSMSG MSG=IST437I,	MESSAGE ID-
TEXT='IST437I I/O TRACE TABLE FULL',	-

ROUTCDE=2,	ROUTING CODE-
DESC=5,	DESCRIPTOR CODE-
SUPP=WARN,	SUPPRESSION CODE-
OPT=BLKSUP	MESSAGE PROCESSING OPTIONS
USSMSG MSG=IST440I,	MESSAGE ID-
TEXT='IST440I TIME = % DATE = %(2) ID = %-	
(3)',	-
ROUTCDE=2,	ROUTING CODE-
DESC=4,	DESCRIPTOR CODE-
SUPP=NEVER,	SUPPRESSION CODE-
OPT=NOBLKSUP	MESSAGE PROCESSING OPTIONS
USSMSG MSG=IST441I,	MESSAGE ID-
TEXT='IST441I DLRMAX = % CHWR = %(2) CHRDR = %(3)',	-
ROUTCDE=2,	ROUTING CODE-
DESC=4,	DESCRIPTOR CODE-
SUPP=NEVER,	SUPPRESSION CODE-
OPT=NOBLKSUP	MESSAGE PROCESSING OPTIONS
USSMSG MSG=IST442I,	MESSAGE ID-
TEXT='IST442I ATTN = % RDATN = %(2) IPDU = %(3)',	-
ROUTCDE=2,	ROUTING CODE-
DESC=4,	DESCRIPTOR CODE-
SUPP=NEVER,	SUPPRESSION CODE-
OPT=NOBLKSUP	MESSAGE PROCESSING OPTIONS
USSMSG MSG=IST443I,	MESSAGE ID-
TEXT='IST443I OPDU = % RDBUF = %(2) SLODN = %(3)',	-
ROUTCDE=2,	ROUTING CODE-
DESC=4,	DESCRIPTOR CODE-
SUPP=NEVER,	SUPPRESSION CODE-
OPT=NOBLKSUP	MESSAGE PROCESSING OPTIONS
USSMSG MSG=IST447I,	MESSAGE ID-
TEXT='IST447I BUFFER SIZE WAS IGNORED FOR ONE OR MORE PO-	
OLS',	-
ROUTCDE=2,	ROUTING CODE-
DESC=5,	DESCRIPTOR CODE-
SUPP=WARN,	SUPPRESSION CODE-
OPT=BLKSUP	MESSAGE PROCESSING OPTIONS
USSMSG MSG=IST448I,	MESSAGE ID-
TEXT='IST448I % OPTION IGNORED - %(2)',	-
ROUTCDE=2,	ROUTING CODE-
DESC=5,	DESCRIPTOR CODE-
SUPP=NEVER,	SUPPRESSION CODE-
OPT=BLKSUP	MESSAGE PROCESSING OPTIONS
USSMSG MSG=IST449I,	MESSAGE ID-
TEXT='IST449I % = %(2), CURRENT = %(3), MAXIMUM = %(4)',	-
ROUTCDE=8,	ROUTING CODE-
DESC=5,	DESCRIPTOR CODE-
SUPP=NEVER,	SUPPRESSION CODE-
OPT=BLKSUP	MESSAGE PROCESSING OPTIONS
USSMSG MSG=(IST450I,1),	MESSAGE ID-
TEXT='IST450I INVALID % COMMAND SYNTAX',	-
ROUTCDE=2,	ROUTING CODE-
DESC=5,	DESCRIPTOR CODE-
SUPP=SER,	SUPPRESSION CODE-
OPT=BLKSUP	MESSAGE PROCESSING OPTIONS
USSMSG MSG=IST451I,	MESSAGE ID-
TEXT='IST451I % COMMAND UNRECOGNIZED, PARAMETER=%(2)',	-
ROUTCDE=8,	ROUTING CODE-
DESC=5,	DESCRIPTOR CODE-
SUPP=NEVER,	SUPPRESSION CODE-
OPT=BLKSUP	MESSAGE PROCESSING OPTIONS
USSMSG MSG=(IST452I,3),	MESSAGE ID-
TEXT='IST452I % PARAMETER EXTRANEIOUS',	-
ROUTCDE=8,	ROUTING CODE-
DESC=5,	DESCRIPTOR CODE-
SUPP=SER,	SUPPRESSION CODE-
OPT=BLKSUP	MESSAGE PROCESSING OPTIONS
USSMSG MSG=(IST453I,4),	MESSAGE ID-
TEXT='IST453I % PARAMETER VALUE %(2) NOT VALID',	-
ROUTCDE=8,	ROUTING CODE-
DESC=5,	DESCRIPTOR CODE-
SUPP=NEVER,	SUPPRESSION CODE-
OPT=BLKSUP	MESSAGE PROCESSING OPTIONS
USSMSG MSG=(IST454I,8),	MESSAGE ID-
TEXT='IST454I % COMMAND FAILED, INSUFFICIENT STORAGE',	-
ROUTCDE=8,	ROUTING CODE-
DESC=5,	DESCRIPTOR CODE-
SUPP=SER,	SUPPRESSION CODE-
OPT=BLKSUP	MESSAGE PROCESSING OPTIONS
USSMSG MSG=(IST455I,11),	MESSAGE ID-
TEXT='IST455I % SESSIONS ENDED',	-
ROUTCDE=2,	ROUTING CODE-
DESC=5,	DESCRIPTOR CODE-

```

SUPP=NORM, SUPPRESSION CODE-
OPT=BLKSUP MESSAGE PROCESSING OPTIONS
USSMSG MSG=(IST456I,12), MESSAGE ID-
TEXT='IST456I % REQUIRED PARAMETER OMITTED', -
ROUTCDE=8, ROUTING CODE-
DESC=5, DESCRIPTOR CODE-
SUPP=SER, SUPPRESSION CODE-
OPT=BLKSUP MESSAGE PROCESSING OPTIONS
USSMSG MSG=(IST457I,0), MESSAGE ID-
TEXT='IST457I POSITIVE % COMMAND RESPONSE', -
ROUTCDE=2, ROUTING CODE-
DESC=5, DESCRIPTOR CODE-
SUPP=NORM, SUPPRESSION CODE-
OPT=BLKSUP MESSAGE PROCESSING OPTIONS
USSMSG MSG=(IST458I,14), MESSAGE ID-
TEXT='IST458I USS MESSAGE % NOT DEFINED', -
ROUTCDE=2, ROUTING CODE-
DESC=5, DESCRIPTOR CODE-
SUPP=NEVER, SUPPRESSION CODE-
OPT=BLKSUP MESSAGE PROCESSING OPTIONS
USSMSG MSG=IST459I, MESSAGE ID-
TEXT='IST459I % FAILED - ID = %(2) - ADJ NODE %(3)', -
ROUTCDE=2, ROUTING CODE-
DESC=5, DESCRIPTOR CODE-
SUPP=SER, SUPPRESSION CODE-
OPT=BLKSUP MESSAGE PROCESSING OPTIONS
USSMSG MSG=IST460I, MESSAGE ID-
TEXT='IST460I % FOR U/RNAME ENTRY ID = %(2) FAILED: %(3)-
', -
ROUTCDE=2, ROUTING CODE-
DESC=5, DESCRIPTOR CODE-
SUPP=SER, SUPPRESSION CODE-
OPT=BLKSUP MESSAGE PROCESSING OPTIONS
USSMSG MSG=IST461I, MESSAGE ID-
TEXT='IST461I % FOR U/RNAME ENTRY ID = %(2) STARTED', -
ROUTCDE=2, ROUTING CODE-
DESC=4, DESCRIPTOR CODE-
SUPP=NORM, SUPPRESSION CODE-
OPT=BLKSUP MESSAGE PROCESSING OPTIONS
USSMSG MSG=IST462I, MESSAGE ID-
TEXT='IST462I ACTIVATION OF LINK STATION % IS DEFERRED P-
ENDING HIGHER LEVEL NODE ACTIVATION', -
ROUTCDE=2, ROUTING CODE-
DESC=5, DESCRIPTOR CODE-
SUPP=WARN, SUPPRESSION CODE-
OPT=BLKSUP MESSAGE PROCESSING OPTIONS
USSMSG MSG=IST464I, MESSAGE ID-
TEXT='IST464I LINK STATION % HAS CONTACTED %(2) SA %(3)', -
ROUTCDE=2, ROUTING CODE-
DESC=4, DESCRIPTOR CODE-
SUPP=NORM, SUPPRESSION CODE-
OPT=BLKSUP MESSAGE PROCESSING OPTIONS
USSMSG MSG=IST465I, MESSAGE ID-
TEXT='IST465I % FOR ID = %(2) FAILED - NO %(3) STATION A-
VAILABLE', -
ROUTCDE=2, ROUTING CODE-
DESC=5, DESCRIPTOR CODE-
SUPP=SER, SUPPRESSION CODE-
OPT=BLKSUP MESSAGE PROCESSING OPTIONS
USSMSG MSG=IST466I, MESSAGE ID-
TEXT='IST466I % FOR ID = %(2) CONTINUES - UNABLE TO DO %(
3)', -
ROUTCDE=2, ROUTING CODE-
DESC=4, DESCRIPTOR CODE-
SUPP=WARN, SUPPRESSION CODE-
OPT=BLKSUP MESSAGE PROCESSING OPTIONS
USSMSG MSG=IST467I, MESSAGE ID-
TEXT='IST467I CONTACTED ERROR TYPE % FOR ID = %(2)', -
ROUTCDE=8, ROUTING CODE-
DESC=5, DESCRIPTOR CODE-
SUPP=SER, SUPPRESSION CODE-
OPT=BLKSUP MESSAGE PROCESSING OPTIONS
USSMSG MSG=IST473I, MESSAGE ID-
TEXT='IST473I CONNECTIVITY TEST TO % TERMINATED AFTER %(-
2) ECHOES DUE TO I/O ERROR, SENSE = %(3)', -
ROUTCDE=(2,8), ROUTING CODE-
DESC=4, DESCRIPTOR CODE-
SUPP=WARN, SUPPRESSION CODE-
OPT=BLKSUP MESSAGE PROCESSING OPTIONS
USSMSG MSG=IST474I, MESSAGE ID-
TEXT='IST474I NO SUBTASK FOUND FOR THE ID SPECIFIED ON M-
ODIFY MSG COMMAND', -

```

ROUTCDE=2,	ROUTING CODE-
DESC=5,	DESCRIPTOR CODE-
SUPP=NEVER,	SUPPRESSION CODE-
OPT=BLKSUP	MESSAGE PROCESSING OPTIONS
USSMSG MSG=IST475I,	MESSAGE ID-
TEXT='IST475I % FAILED FOR %(2) REQUEST %(3) SENSE %(4)'	-
,ROUTCDE=2,	ROUTING CODE-
DESC=5,	DESCRIPTOR CODE-
SUPP=NEVER,	SUPPRESSION CODE-
OPT=BLKSUP	MESSAGE PROCESSING OPTIONS
USSMSG MSG=IST476I,	MESSAGE ID-
TEXT='IST476I CDRM TYPE = % %(2)'	-
,ROUTCDE=2,	ROUTING CODE-
DESC=5,	DESCRIPTOR CODE-
SUPP=NEVER,	SUPPRESSION CODE-
OPT=BLKSUP	MESSAGE PROCESSING OPTIONS
USSMSG MSG=IST477I,	MESSAGE ID-
TEXT='IST477I CDRMS:'	-
,ROUTCDE=2,	ROUTING CODE-
DESC=5,	DESCRIPTOR CODE-
SUPP=NEVER,	SUPPRESSION CODE-
OPT=BLKSUP	MESSAGE PROCESSING OPTIONS
USSMSG MSG=IST478I,	MESSAGE ID-
TEXT='IST478I CDRSCS:'	-
,ROUTCDE=2,	ROUTING CODE-
DESC=5,	DESCRIPTOR CODE-
SUPP=NEVER,	SUPPRESSION CODE-
OPT=BLKSUP	MESSAGE PROCESSING OPTIONS
USSMSG MSG=IST479I,	MESSAGE ID-
TEXT='IST479I CDRM NAME = %, VERIFY OWNER = %(2)'	-
,ROUTCDE=2,	ROUTING CODE-
DESC=5,	DESCRIPTOR CODE-
SUPP=NEVER,	SUPPRESSION CODE-
OPT=BLKSUP	MESSAGE PROCESSING OPTIONS
USSMSG MSG=IST482I,	MESSAGE ID-
TEXT='IST482I % %(2), SA %(3), EL %(4), NETID = %(5)'	-
,ROUTCDE=8,	ROUTING CODE-
DESC=5,	DESCRIPTOR CODE-
SUPP=NEVER,	SUPPRESSION CODE-
OPT=NOBLKSUP	MESSAGE PROCESSING OPTIONS
USSMSG MSG=IST483I,	MESSAGE ID-
TEXT='IST483I % %(2), CDRM = %(3), NETID = %(4)'	-
,ROUTCDE=8,	ROUTING CODE-
DESC=5,	DESCRIPTOR CODE-
SUPP=NEVER,	SUPPRESSION CODE-
OPT=NOBLKSUP	MESSAGE PROCESSING OPTIONS
USSMSG MSG=IST484I,	MESSAGE ID-
TEXT='IST484I SUBAREA = % %(2)'	-
,ROUTCDE=2,	ROUTING CODE-
DESC=5,	DESCRIPTOR CODE-
SUPP=NEVER,	SUPPRESSION CODE-
OPT=BLKSUP	MESSAGE PROCESSING OPTIONS
USSMSG MSG=IST486I,	MESSAGE ID-
TEXT='IST486I STATUS= %, DESIRED STATE= %(2)'	-
,ROUTCDE=8,	ROUTING CODE-
DESC=5,	DESCRIPTOR CODE-
SUPP=NEVER,	SUPPRESSION CODE-
OPT=BLKSUP	MESSAGE PROCESSING OPTIONS
USSMSG MSG=IST487I,	MESSAGE ID-
TEXT='IST487I % FOR ID = %(2) SCHEDULED BY %(3)'	-
,ROUTCDE=2,	ROUTING CODE-
DESC=5,	DESCRIPTOR CODE-
SUPP=INFO,	SUPPRESSION CODE-
OPT=BLKSUP	MESSAGE PROCESSING OPTIONS
USSMSG MSG=IST488I,	MESSAGE ID-
TEXT='IST488I % FOR ID = %(2) FAILED - DUPLICATE NODE: %	-
(3)'	-
,ROUTCDE=2,	ROUTING CODE-
DESC=5,	DESCRIPTOR CODE-
SUPP=SER,	SUPPRESSION CODE-
OPT=BLKSUP	MESSAGE PROCESSING OPTIONS
USSMSG MSG=IST489I,	MESSAGE ID-
TEXT='IST489I % FOR ID = %(2) CONTINUES - CANNOT DEFINE	-
NODE: %(3)'	-
,ROUTCDE=2,	ROUTING CODE-
DESC=5,	DESCRIPTOR CODE-
SUPP=WARN,	SUPPRESSION CODE-
OPT=BLKSUP	MESSAGE PROCESSING OPTIONS
USSMSG MSG=IST490I,	MESSAGE ID-
TEXT='IST490I % FOR ID = %(2) FAILED - %(3) IN PROGRESS'	-
,ROUTCDE=2,	ROUTING CODE-
DESC=5,	DESCRIPTOR CODE-

```

SUPP=SER, SUPPRESSION CODE-
OPT=BLKSUP MESSAGE PROCESSING OPTIONS
USSMSG MSG=IST493I, MESSAGE ID-
TEXT='IST493I % FOR ID = %(2) OVERRIDDEN BY %(3)', -
ROUTCDE=2, ROUTING CODE-
DESC=5, DESCRIPTOR CODE-
SUPP=SER, SUPPRESSION CODE-
OPT=BLKSUP MESSAGE PROCESSING OPTIONS
USSMSG MSG=IST494I, MESSAGE ID-
TEXT='IST494I % FOR ID = %(2) FAILED - ALREADY IN DESIRE-
D STATE', -
ROUTCDE=2, ROUTING CODE-
DESC=5, DESCRIPTOR CODE-
SUPP=SER, SUPPRESSION CODE-
OPT=BLKSUP MESSAGE PROCESSING OPTIONS
USSMSG MSG=IST495I, MESSAGE ID-
TEXT='IST495I % HAS BEEN SET TO %(2)', -
ROUTCDE=2, ROUTING CODE-
DESC=4, DESCRIPTOR CODE-
SUPP=NEVER, SUPPRESSION CODE-
OPT=BLKSUP MESSAGE PROCESSING OPTIONS
USSMSG MSG=IST496E, MESSAGE ID-
TEXT='IST496E % FUNCTION INOPERATIVE DUE TO ABEND', -
ROUTCDE=8, ROUTING CODE-
DESC=3, DESCRIPTOR CODE-
SUPP=WARN, SUPPRESSION CODE-
OPT=BLKSUP MESSAGE PROCESSING OPTIONS
USSMSG MSG=IST499I, MESSAGE ID-
TEXT='IST499I DISK FUNCTIONS FOR % NOT PERFORMED', -
ROUTCDE=2, ROUTING CODE-
DESC=5, DESCRIPTOR CODE-
SUPP=NORM, SUPPRESSION CODE-
OPT=BLKSUP MESSAGE PROCESSING OPTIONS
USSMSG MSG=IST500I, MESSAGE ID-
TEXT='IST500I NO TRFILE AVAILABLE - WRAP-MODE TRACE ONLY-
', -
ROUTCDE=(2,8), ROUTING CODE-
DESC=4, DESCRIPTOR CODE-
SUPP=WARN, SUPPRESSION CODE-
OPT=BLKSUP MESSAGE PROCESSING OPTIONS
USSMSG MSG=IST501I, MESSAGE ID-
TEXT='IST501I ATTACH OF TRACE I/O SUBTASK FAILED', -
ROUTCDE=(2,8), ROUTING CODE-
DESC=4, DESCRIPTOR CODE-
SUPP=NEVER, SUPPRESSION CODE-
OPT=BLKSUP MESSAGE PROCESSING OPTIONS
USSMSG MSG=IST502A, MESSAGE ID-
TEXT='IST502A OPTION TO REPLACE TRFILE TAPE ON SYS001', -
ROUTCDE=(2,8), ROUTING CODE-
DESC=2, DESCRIPTOR CODE-
SUPP=NEVER, SUPPRESSION CODE-
OPT=BLKSUP MESSAGE PROCESSING OPTIONS
USSMSG MSG=IST503I, MESSAGE ID-
TEXT='IST503I TRACE FILE UNUSABLE - CONTINUING IN WRAP-M-
ODE', -
ROUTCDE=(2,8), ROUTING CODE-
DESC=4, DESCRIPTOR CODE-
SUPP=NEVER, SUPPRESSION CODE-
OPT=BLKSUP MESSAGE PROCESSING OPTIONS
USSMSG MSG=IST504I, MESSAGE ID-
TEXT='IST504I VTAM TRACE SUBTASK STARTED', -
ROUTCDE=(2,8), ROUTING CODE-
DESC=4, DESCRIPTOR CODE-
SUPP=INFO, SUPPRESSION CODE-
OPT=BLKSUP MESSAGE PROCESSING OPTIONS
USSMSG MSG=IST505I, MESSAGE ID-
TEXT='IST505I VTAM TRACE SUBTASK ENDED', -
ROUTCDE=(2,8), ROUTING CODE-
DESC=4, DESCRIPTOR CODE-
SUPP=NORM, SUPPRESSION CODE-
OPT=BLKSUP MESSAGE PROCESSING OPTIONS
USSMSG MSG=IST506I, MESSAGE ID-
TEXT='IST506I % TRACE RECORDS LOST DURING %(2)', -
ROUTCDE=(2,8), ROUTING CODE-
DESC=4, DESCRIPTOR CODE-
SUPP=WARN, SUPPRESSION CODE-
OPT=BLKSUP MESSAGE PROCESSING OPTIONS
USSMSG MSG=IST507I, MESSAGE ID-
TEXT='IST507I % NOT ACTIVE, TSO TRACE REQUEST IGNORED', -
ROUTCDE=(2,8), ROUTING CODE-
DESC=4, DESCRIPTOR CODE-
SUPP=WARN, SUPPRESSION CODE-

```

```

      OPT=BLKSUP                                MESSAGE PROCESSING OPTIONS
USSMSG MSG=IST510I,                             MESSAGE ID-
      TEXT='IST510I ROUTE TEST % FAILED - %(2)', -
      ROUTCDE=8,                                ROUTING CODE-
      DESC=5,                                   DESCRIPTOR CODE-
      SUPP=NEVER,                              SUPPRESSION CODE-
      OPT=BLKSUP                                MESSAGE PROCESSING OPTIONS
USSMSG MSG=IST511I,                             MESSAGE ID-
      TEXT='IST511I TRACE REQUEST FAILED - % INVALID', -
      ROUTCDE=2,                                ROUTING CODE-
      DESC=5,                                   DESCRIPTOR CODE-
      SUPP=NEVER,                              SUPPRESSION CODE-
      OPT=BLKSUP                                MESSAGE PROCESSING OPTIONS
USSMSG MSG=IST512I,                             MESSAGE ID-
      TEXT='IST512I TRACE TERMINATED FOR NODE = % %(2)', -
      ROUTCDE=2,                                ROUTING CODE-
      DESC=5,                                   DESCRIPTOR CODE-
      SUPP=NEVER,                              SUPPRESSION CODE-
      OPT=BLKSUP                                MESSAGE PROCESSING OPTIONS
USSMSG MSG=IST513I,                             MESSAGE ID-
      TEXT='IST513I TRACE INITIATED FOR NODE % %(2)', -
      ROUTCDE=2,                                ROUTING CODE-
      DESC=5,                                   DESCRIPTOR CODE-
      SUPP=NEVER,                              SUPPRESSION CODE-
      OPT=BLKSUP                                MESSAGE PROCESSING OPTIONS
USSMSG MSG=IST516I,                             MESSAGE ID-
      TEXT='IST516I DESTSUB  ADJSUB TGN  ER  ER STATUS  VR(S-
      )', -
      ROUTCDE=2,                                ROUTING CODE-
      DESC=5,                                   DESCRIPTOR CODE-
      SUPP=NEVER,                              SUPPRESSION CODE-
      OPT=NOBLKSUP                             MESSAGE PROCESSING OPTIONS
USSMSG MSG=IST517I,                             MESSAGE ID-
      TEXT='IST517I % %(2) %(3) %(4) %(5) %(6)', -
      ROUTCDE=2,                                ROUTING CODE-
      DESC=5,                                   DESCRIPTOR CODE-
      SUPP=NEVER,                              SUPPRESSION CODE-
      OPT=NOBLKSUP                             MESSAGE PROCESSING OPTIONS
USSMSG MSG=IST518I,                             MESSAGE ID-
      TEXT='IST518I %', -
      ROUTCDE=2,                                ROUTING CODE-
      DESC=5,                                   DESCRIPTOR CODE-
      SUPP=NEVER,                              SUPPRESSION CODE-
      OPT=NOBLKSUP                             MESSAGE PROCESSING OPTIONS
USSMSG MSG=IST520I,                             MESSAGE ID-
      TEXT='IST520I UNABLE TO PROCESS %', -
      ROUTCDE=8,                                ROUTING CODE-
      DESC=4,                                   DESCRIPTOR CODE-
      SUPP=NEVER,                              SUPPRESSION CODE-
      OPT=BLKSUP                                MESSAGE PROCESSING OPTIONS
USSMSG MSG=IST521I,                             MESSAGE ID-
      TEXT='IST521I GBIND % FOR COS %(2) %(3)', -
      ROUTCDE=8,                                ROUTING CODE-
      DESC=4,                                   DESCRIPTOR CODE-
      SUPP=SER,                                SUPPRESSION CODE-
      OPT=BLKSUP                                MESSAGE PROCESSING OPTIONS
USSMSG MSG=IST522I,                             MESSAGE ID-
      TEXT='IST522I % %(2) %(3) %(4) SA %(5) TO SA %(6) %(7)', -
      ROUTCDE=8,                                ROUTING CODE-
      DESC=4,                                   DESCRIPTOR CODE-
      SUPP=SER,                                SUPPRESSION CODE-
      OPT=BLKSUP                                MESSAGE PROCESSING OPTIONS
USSMSG MSG=IST523I,                             MESSAGE ID-
      TEXT='IST523I REASON = %', -
      ROUTCDE=8,                                ROUTING CODE-
      DESC=4,                                   DESCRIPTOR CODE-
      SUPP=INFO,                               SUPPRESSION CODE-
      OPT=BLKSUP                                MESSAGE PROCESSING OPTIONS
USSMSG MSG=IST524I,                             MESSAGE ID-
      TEXT='IST524I REVERSE ER MASK = %', -
      ROUTCDE=8,                                ROUTING CODE-
      DESC=4,                                   DESCRIPTOR CODE-
      SUPP=INFO,                               SUPPRESSION CODE-
      OPT=BLKSUP                                MESSAGE PROCESSING OPTIONS
USSMSG MSG=IST525I,                             MESSAGE ID-
      TEXT='IST525I REJECTING SA % USING TG %(2) ADJACENT SA %-
      (3)', -
      ROUTCDE=8,                                ROUTING CODE-
      DESC=4,                                   DESCRIPTOR CODE-
      SUPP=INFO,                               SUPPRESSION CODE-
      OPT=BLKSUP                                MESSAGE PROCESSING OPTIONS
USSMSG MSG=IST526I,                             MESSAGE ID-

```

```

TEXT='IST526I ROUTE FAILED FROM % TO %(2) - DSA %(3) - N-
ETID %(4)',
ROUTCDE=2, ROUTING CODE-
DESC=5, DESCRIPTOR CODE-
SUPP=WARN, SUPPRESSION CODE-
OPT=BLKSUP MESSAGE PROCESSING OPTIONS
USSMSG MSG=IST528I, MESSAGE ID-
TEXT='IST528I VIRTUAL ROUTE NUMBER %',
ROUTCDE=8, ROUTING CODE-
DESC=4, DESCRIPTOR CODE-
SUPP=INFO, SUPPRESSION CODE-
OPT=BLKSUP MESSAGE PROCESSING OPTIONS
USSMSG MSG=IST529I, MESSAGE ID-
TEXT='IST529I VR SELECTION EXIT % %(2)',
ROUTCDE=8, ROUTING CODE-
DESC=4, DESCRIPTOR CODE-
SUPP=WARN, SUPPRESSION CODE-
OPT=BLKSUP MESSAGE PROCESSING OPTIONS
USSMSG MSG=IST530I, MESSAGE ID-
TEXT='IST530I % PENDING FROM %(2) TO %(3) FOR %(4)',
ROUTCDE=8, ROUTING CODE-
DESC=4, DESCRIPTOR CODE-
SUPP=INFO, SUPPRESSION CODE-
OPT=BLKSUP MESSAGE PROCESSING OPTIONS
USSMSG MSG=IST531I, MESSAGE ID-
TEXT='IST531I %',
ROUTCDE=8, ROUTING CODE-
DESC=4, DESCRIPTOR CODE-
SUPP=INFO, SUPPRESSION CODE-
OPT=BLKSUP MESSAGE PROCESSING OPTIONS
USSMSG MSG=IST533I, MESSAGE ID-
TEXT='IST533I ER % %(2) IN ROUTE TEST %(3)',
ROUTCDE=8, ROUTING CODE-
DESC=5, DESCRIPTOR CODE-
SUPP=NEVER, SUPPRESSION CODE-
OPT=BLKSUP MESSAGE PROCESSING OPTIONS
USSMSG MSG=IST534I, MESSAGE ID-
TEXT='IST534I % %(2) %(3) %(4) %(5)',
ROUTCDE=8, ROUTING CODE-
DESC=5, DESCRIPTOR CODE-
SUPP=NEVER, SUPPRESSION CODE-
OPT=NOBLKSUP MESSAGE PROCESSING OPTIONS
USSMSG MSG=IST535I, MESSAGE ID-
TEXT='IST535I ROUTE DISPLAY % FROM SA %(2) TO SA %(3)',
ROUTCDE=8, ROUTING CODE-
DESC=5, DESCRIPTOR CODE-
SUPP=NEVER, SUPPRESSION CODE-
OPT=BLKSUP MESSAGE PROCESSING OPTIONS
USSMSG MSG=IST536I, MESSAGE ID-
TEXT='IST536I VR TP STATUS ER ADJSUB TGN S-
TATUS CUR MIN MAX',
ROUTCDE=8, ROUTING CODE-
DESC=5, DESCRIPTOR CODE-
SUPP=NEVER, SUPPRESSION CODE-
OPT=NOBLKSUP MESSAGE PROCESSING OPTIONS
USSMSG MSG=IST537I, MESSAGE ID-
TEXT='IST537I % %(2) %(3) %(4) %(5) %(6) %(7) -
%(8) %(9) %(10)',
ROUTCDE=8, ROUTING CODE-
DESC=5, DESCRIPTOR CODE-
SUPP=NEVER, SUPPRESSION CODE-
OPT=NOBLKSUP MESSAGE PROCESSING OPTIONS
USSMSG MSG=IST538I, MESSAGE ID-
TEXT='IST538I ROUTE TEST % IN PROGRESS',
ROUTCDE=8, ROUTING CODE-
DESC=5, DESCRIPTOR CODE-
SUPP=NEVER, SUPPRESSION CODE-
OPT=BLKSUP MESSAGE PROCESSING OPTIONS
USSMSG MSG=IST539I, MESSAGE ID-
TEXT='IST539I DISPLAY ROUTE COMMAND FAILED, COS CANNOT B-
E RESOLVED',
ROUTCDE=8, ROUTING CODE-
DESC=5, DESCRIPTOR CODE-
SUPP=NEVER, SUPPRESSION CODE-
OPT=BLKSUP MESSAGE PROCESSING OPTIONS
USSMSG MSG=IST540I, MESSAGE ID-
TEXT='IST540I DISPLAY ROUTE COMMAND FAILED, SENSE = %',
ROUTCDE=8, ROUTING CODE-
DESC=5, DESCRIPTOR CODE-
SUPP=NORM, SUPPRESSION CODE-
OPT=BLKSUP MESSAGE PROCESSING OPTIONS

```


USSMSG MSG=IST541I,	MESSAGE ID-
TEXT='IST541I FOLLOWING PATH DEFINITION IS IGNORED',	-
ROUTCDE=8,	ROUTING CODE-
DESC=5,	DESCRIPTOR CODE-
SUPP=WARN,	SUPPRESSION CODE-
OPT=BLKSUP	MESSAGE PROCESSING OPTIONS
USSMSG MSG=IST542I,	MESSAGE ID-
TEXT='IST542I INVALID DESTSA % FOR PATH DEFINITION - IGN-	-
ORED',	-
ROUTCDE=8,	ROUTING CODE-
DESC=5,	DESCRIPTOR CODE-
SUPP=WARN,	SUPPRESSION CODE-
OPT=BLKSUP	MESSAGE PROCESSING OPTIONS
USSMSG MSG=IST543I,	MESSAGE ID-
TEXT='IST543I PATH % IS REDEFINED AS FOLLOWS',	-
ROUTCDE=8,	ROUTING CODE-
DESC=5,	DESCRIPTOR CODE-
SUPP=WARN,	SUPPRESSION CODE-
OPT=BLKSUP	MESSAGE PROCESSING OPTIONS
USSMSG MSG=IST544I,	MESSAGE ID-
TEXT='IST544I PATH %',	-
ROUTCDE=8,	ROUTING CODE-
DESC=5,	DESCRIPTOR CODE-
SUPP=WARN,	SUPPRESSION CODE-
OPT=BLKSUP	MESSAGE PROCESSING OPTIONS
USSMSG MSG=IST546I,	MESSAGE ID-
TEXT='IST546I UNABLE TO PROCESS %',	-
ROUTCDE=8,	ROUTING CODE-
DESC=4,	DESCRIPTOR CODE-
SUPP=NEVER,	SUPPRESSION CODE-
OPT=BLKSUP	MESSAGE PROCESSING OPTIONS
USSMSG MSG=IST547I,	MESSAGE ID-
TEXT='IST547I EXPLICIT ROUTE MASK %',	-
ROUTCDE=8,	ROUTING CODE-
DESC=4,	DESCRIPTOR CODE-
SUPP=INFO,	SUPPRESSION CODE-
OPT=BLKSUP	MESSAGE PROCESSING OPTIONS
USSMSG MSG=IST548I,	MESSAGE ID-
TEXT='IST548I % FAILED %(2)',	-
ROUTCDE=2,	ROUTING CODE-
DESC=4,	DESCRIPTOR CODE-
SUPP=SER,	SUPPRESSION CODE-
OPT=BLKSUP	MESSAGE PROCESSING OPTIONS
USSMSG MSG=IST549I,	MESSAGE ID-
TEXT='IST549I LL2 TEST FOR ID = % ENDED %(2)',	-
ROUTCDE=8,	ROUTING CODE-
DESC=5,	DESCRIPTOR CODE-
SUPP=NORM,	SUPPRESSION CODE-
OPT=BLKSUP	MESSAGE PROCESSING OPTIONS
USSMSG MSG=IST561I,	MESSAGE ID-
TEXT='IST561I STORAGE UNAVAILABLE: % BUFFER POOL',	-
ROUTCDE=2,	ROUTING CODE-
DESC=5,	DESCRIPTOR CODE-
SUPP=SER,	SUPPRESSION CODE-
OPT=BLKSUP	MESSAGE PROCESSING OPTIONS
USSMSG MSG=IST562I,	MESSAGE ID-
TEXT='IST562I STORAGE UNAVAILABLE: % REACHED',	-
ROUTCDE=2,	ROUTING CODE-
DESC=5,	DESCRIPTOR CODE-
SUPP=SER,	SUPPRESSION CODE-
OPT=BLKSUP	MESSAGE PROCESSING OPTIONS
USSMSG MSG=IST563I,	MESSAGE ID-
TEXT='IST563I STORAGE UNAVAILABLE: MAXPVT REACHED FOR % -	-
%(2)',	-
ROUTCDE=2,	ROUTING CODE-
DESC=5,	DESCRIPTOR CODE-
SUPP=SER,	SUPPRESSION CODE-
OPT=BLKSUP	MESSAGE PROCESSING OPTIONS
USSMSG MSG=IST564I,	MESSAGE ID-
TEXT='IST564I STORAGE UNAVAILABLE: COMMON AREA SUBPOOL % -	-
,	-
ROUTCDE=2,	ROUTING CODE-
DESC=5,	DESCRIPTOR CODE-
SUPP=SER,	SUPPRESSION CODE-
OPT=BLKSUP	MESSAGE PROCESSING OPTIONS
USSMSG MSG=IST565I,	MESSAGE ID-
TEXT='IST565I STORAGE UNAVAILABLE: VTAM PRIVATE AREA SUB-	-
POOL %',	-
ROUTCDE=2,	ROUTING CODE-
DESC=5,	DESCRIPTOR CODE-
SUPP=SER,	SUPPRESSION CODE-
OPT=BLKSUP	MESSAGE PROCESSING OPTIONS

```

USSMSG MSG=IST566I, MESSAGE ID-
TEXT='IST566I STORAGE UNAVAILABLE: % (2) SUBPOOL (3)', -
ROUTCDE=2, ROUTING CODE-
DESC=5, DESCRIPTOR CODE-
SUPP=SER, SUPPRESSION CODE-
OPT=BLKSUP MESSAGE PROCESSING OPTIONS
USSMSG MSG=IST567I, MESSAGE ID-
TEXT='IST567I % OF (2) FOR (3) (4)', -
ROUTCDE=2, ROUTING CODE-
DESC=5, DESCRIPTOR CODE-
SUPP=NORM, SUPPRESSION CODE-
OPT=BLKSUP MESSAGE PROCESSING OPTIONS
USSMSG MSG=IST571I, MESSAGE ID-
TEXT='IST571I LOAD FAILED FOR ID = % REQ: (2), SENSE: %-
(3)', -
ROUTCDE=2, ROUTING CODE-
DESC=5, DESCRIPTOR CODE-
SUPP=SER, SUPPRESSION CODE-
OPT=BLKSUP MESSAGE PROCESSING OPTIONS
USSMSG MSG=IST572I, MESSAGE ID-
TEXT='IST572I REJECTING TG ADJACENT -
ER MASK', -
ROUTCDE=8, ROUTING CODE-
DESC=5, DESCRIPTOR CODE-
SUPP=NEVER, SUPPRESSION CODE-
OPT=NOBLKSUP MESSAGE PROCESSING OPTIONS
USSMSG MSG=IST574E, MESSAGE ID-
TEXT='IST574E START I/O TIMEOUT OCCURRED FOR %', -
ROUTCDE=2, ROUTING CODE-
DESC=3, DESCRIPTOR CODE-
SUPP=SER, SUPPRESSION CODE-
OPT=BLKSUP MESSAGE PROCESSING OPTIONS
USSMSG MSG=IST576I, MESSAGE ID-
TEXT='IST576I TSO TRACE = %', -
ROUTCDE=(2,8), ROUTING CODE-
DESC=5, DESCRIPTOR CODE-
SUPP=NEVER, SUPPRESSION CODE-
OPT=BLKSUP MESSAGE PROCESSING OPTIONS
USSMSG MSG=IST577I, MESSAGE ID-
TEXT='IST577I TIME = % DATE = (2) ID = %-
(3)', -
ROUTCDE=2, ROUTING CODE-
DESC=4, DESCRIPTOR CODE-
SUPP=NEVER, SUPPRESSION CODE-
OPT=NOBLKSUP MESSAGE PROCESSING OPTIONS
USSMSG MSG=IST578I, MESSAGE ID-
TEXT='IST578I CHNRM = % CHMAX = (2) RDBUF = (3)', -
ROUTCDE=2, ROUTING CODE-
DESC=4, DESCRIPTOR CODE-
SUPP=NEVER, SUPPRESSION CODE-
OPT=NOBLKSUP MESSAGE PROCESSING OPTIONS
USSMSG MSG=IST579I, MESSAGE ID-
TEXT='IST579I ATTN = % TIMERS = (2) QDPH = (3)', -
ROUTCDE=2, ROUTING CODE-
DESC=4, DESCRIPTOR CODE-
SUPP=NEVER, SUPPRESSION CODE-
OPT=NOBLKSUP MESSAGE PROCESSING OPTIONS
USSMSG MSG=IST580I, MESSAGE ID-
TEXT='IST580I BUFCAP = % PRI = (2) SLODN = (3)', -
ROUTCDE=2, ROUTING CODE-
DESC=4, DESCRIPTOR CODE-
SUPP=NEVER, SUPPRESSION CODE-
OPT=NOBLKSUP MESSAGE PROCESSING OPTIONS
USSMSG MSG=IST581I, MESSAGE ID-
TEXT='IST581I IPIU = % OPIU = (2) DLRMAX = (3)', -
ROUTCDE=2, ROUTING CODE-
DESC=4, DESCRIPTOR CODE-
SUPP=NEVER, SUPPRESSION CODE-
OPT=NOBLKSUP MESSAGE PROCESSING OPTIONS
USSMSG MSG=IST582I, MESSAGE ID-
TEXT='IST582I 'EVERY' INVALID FOR TRACE OF ID = % - OP-
ERAND IGNORED', -
ROUTCDE=8, ROUTING CODE-
DESC=5, DESCRIPTOR CODE-
SUPP=WARN, SUPPRESSION CODE-
OPT=BLKSUP MESSAGE PROCESSING OPTIONS
USSMSG MSG=IST583I, MESSAGE ID-
TEXT='IST583I CONFIG % NOT PROCESSED - SYSDEF TASK NOT A-
TTACHED', -
ROUTCDE=2, ROUTING CODE-
DESC=5, DESCRIPTOR CODE-
SUPP=SER, SUPPRESSION CODE-

```

	OPT=BLKSUP	MESSAGE PROCESSING OPTIONS
USSMSG	MSG=IST585E,	MESSAGE ID-
	TEXT='IST585E VTAM UNABLE TO CLOSE % - RESOURCES MAY BE	-
	LOST TO VTAM',	-
	ROUTCDE=2,	ROUTING CODE-
	DESC=3,	DESCRIPTOR CODE-
	SUPP=SER,	SUPPRESSION CODE-
	OPT=BLKSUP	MESSAGE PROCESSING OPTIONS
USSMSG	MSG=IST587I,	MESSAGE ID-
	TEXT='IST587I IRN STORAGE % CAUSED BY SLOWDOWN OF NODE %	-
	(2)',	-
	ROUTCDE=8,	ROUTING CODE-
	DESC=4,	DESCRIPTOR CODE-
	SUPP=WARN,	SUPPRESSION CODE-
	OPT=BLKSUP	MESSAGE PROCESSING OPTIONS
USSMSG	MSG=IST588I,	MESSAGE ID-
	TEXT='IST588I SIT TRACE STATUS = %',	-
	ROUTCDE=(2,8),	ROUTING CODE-
	DESC=5,	DESCRIPTOR CODE-
	SUPP=NEVER,	SUPPRESSION CODE-
	OPT=BLKSUP	MESSAGE PROCESSING OPTIONS
USSMSG	MSG=IST589I,	MESSAGE ID-
	TEXT='IST589I ERROR FOR ID = %, CODE = %(2), NET = %(3)'	-
	,ROUTCDE=8,	ROUTING CODE-
	DESC=4,	DESCRIPTOR CODE-
	SUPP=WARN,	SUPPRESSION CODE-
	OPT=NOBLKSUP	MESSAGE PROCESSING OPTIONS
USSMSG	MSG=IST590I,	MESSAGE ID-
	TEXT='IST590I CONNECT% %(2) FOR PU %(3) ON LINE %(4)',	-
	ROUTCDE=8,	ROUTING CODE-
	DESC=4,	DESCRIPTOR CODE-
	SUPP=INFO,	SUPPRESSION CODE-
	OPT=BLKSUP	MESSAGE PROCESSING OPTIONS
USSMSG	MSG=IST591E,	MESSAGE ID-
	TEXT='IST591E VTAM COMMAND CANCELED DUE TO VTAM TASK ABE	-
	ND - % - RETRY COMMAND',	-
	ROUTCDE=2,	ROUTING CODE-
	DESC=3,	DESCRIPTOR CODE-
	SUPP=SER,	SUPPRESSION CODE-
	OPT=BLKSUP	MESSAGE PROCESSING OPTIONS
USSMSG	MSG=IST592I,	MESSAGE ID-
	TEXT='IST592I VTAM MAIN TASK ABEND - CODE % - VTAM IS BE	-
	ING TERMINATED',	-
	ROUTCDE=2,	ROUTING CODE-
	DESC=5,	DESCRIPTOR CODE-
	SUPP=NEVER,	SUPPRESSION CODE-
	OPT=BLKSUP	MESSAGE PROCESSING OPTIONS
USSMSG	MSG=IST593I,	MESSAGE ID-
	TEXT='IST593I ISTPDCLU % SESSION ENDED',	-
	ROUTCDE=2,	ROUTING CODE-
	DESC=5,	DESCRIPTOR CODE-
	SUPP=WARN,	SUPPRESSION CODE-
	OPT=BLKSUP	MESSAGE PROCESSING OPTIONS
USSMSG	MSG=IST594I,	MESSAGE ID-
	TEXT='IST594I ISTPDCLU % FAILED %(2) %(3)',	-
	ROUTCDE=2,	ROUTING CODE-
	DESC=5,	DESCRIPTOR CODE-
	SUPP=WARN,	SUPPRESSION CODE-
	OPT=BLKSUP	MESSAGE PROCESSING OPTIONS
USSMSG	MSG=IST595I,	MESSAGE ID-
	TEXT='IST595I IRNLIMIT = %, CURRENT = %(2), MAXIMUM = %(-	-
	3)',	-
	ROUTCDE=8,	ROUTING CODE-
	DESC=5,	DESCRIPTOR CODE-
	SUPP=NEVER,	SUPPRESSION CODE-
	OPT=BLKSUP	MESSAGE PROCESSING OPTIONS
USSMSG	MSG=IST596I,	MESSAGE ID-
	TEXT='IST596I IRN TRACE = %',	-
	ROUTCDE=8,	ROUTING CODE-
	DESC=5,	DESCRIPTOR CODE-
	SUPP=NEVER,	SUPPRESSION CODE-
	OPT=BLKSUP	MESSAGE PROCESSING OPTIONS
USSMSG	MSG=IST597I,	MESSAGE ID-
	TEXT='IST597I CAPABILITY-PLU %,SLU %(2),SESSION LIMIT %(-	-
	3)',	-
	ROUTCDE=8,	ROUTING CODE-
	DESC=5,	DESCRIPTOR CODE-
	SUPP=NEVER,	SUPPRESSION CODE-
	OPT=NOBLKSUP	MESSAGE PROCESSING OPTIONS
USSMSG	MSG=IST599I,	MESSAGE ID-
	TEXT='IST599I REAL NAME = %',	-
	ROUTCDE=8,	ROUTING CODE-

```

DESC=5,                                DESCRIPTOR CODE-
SUPP=NEVER,                            SUPPRESSION CODE-
OPT=NOBLKSUP                           MESSAGE PROCESSING OPTIONS
USSMSG MSG=IST602I,                     MESSAGE ID-
TEXT='IST602I % FAILED ID = %(2) - HIGHER NODE HAS BECOM-
E INACTIVE',                            -
ROUTCDE=2,                             ROUTING CODE-
DESC=5,                                DESCRIPTOR CODE-
SUPP=SER,                              SUPPRESSION CODE-
OPT=BLKSUP                             MESSAGE PROCESSING OPTIONS
USSMSG MSG=IST605I,                     MESSAGE ID-
TEXT='IST605I ERROR FOR ID = % - %(2) : %(3)', -
ROUTCDE=2,                             ROUTING CODE-
DESC=5,                                DESCRIPTOR CODE-
SUPP=SER,                              SUPPRESSION CODE-
OPT=BLKSUP                             MESSAGE PROCESSING OPTIONS
USSMSG MSG=IST607I,                     MESSAGE ID-
TEXT='IST607I % FOR %(2) FAILED - INVALID NODE TYPE OR S-
TATE',                                  -
ROUTCDE=2,                             ROUTING CODE-
DESC=5,                                DESCRIPTOR CODE-
SUPP=SER,                              SUPPRESSION CODE-
OPT=BLKSUP                             MESSAGE PROCESSING OPTIONS
USSMSG MSG=IST608I,                     MESSAGE ID-
TEXT='IST608I % FOR ID = %(2) FAILED - HIGHER NODE: %(3)-
NOT ACTIVE',                            -
ROUTCDE=2,                             ROUTING CODE-
DESC=5,                                DESCRIPTOR CODE-
SUPP=SER,                              SUPPRESSION CODE-
OPT=BLKSUP                             MESSAGE PROCESSING OPTIONS
USSMSG MSG=IST610I,                     MESSAGE ID-
TEXT='IST610I                            LINE % - STATUS-
%(2)',                                  -
ROUTCDE=8,                             ROUTING CODE-
DESC=5,                                DESCRIPTOR CODE-
SUPP=NEVER,                            SUPPRESSION CODE-
OPT=NOBLKSUP                           MESSAGE PROCESSING OPTIONS
USSMSG MSG=IST611I,                     MESSAGE ID-
TEXT='IST611I ADJACENT SSCP TABLE FOR % %(2)', -
ROUTCDE=8,                             ROUTING CODE-
DESC=5,                                DESCRIPTOR CODE-
SUPP=NEVER,                            SUPPRESSION CODE-
OPT=BLKSUP                             MESSAGE PROCESSING OPTIONS
USSMSG MSG=IST617I,                     MESSAGE ID-
TEXT='IST617I DEACTIVATION IN PROGRESS FOR %', -
ROUTCDE=2,                             ROUTING CODE-
DESC=5,                                DESCRIPTOR CODE-
SUPP=INFO,                             SUPPRESSION CODE-
OPT=BLKSUP                             MESSAGE PROCESSING OPTIONS
USSMSG MSG=IST619I,                     MESSAGE ID-
TEXT='IST619I ID = % FAILED - RECOVERY IN PROGRESS', -
ROUTCDE=(2,8),                         ROUTING CODE-
DESC=4,                                DESCRIPTOR CODE-
SUPP=WARN,                             SUPPRESSION CODE-
OPT=BLKSUP                             MESSAGE PROCESSING OPTIONS
USSMSG MSG=IST621I,                     MESSAGE ID-
TEXT='IST621I % FOR NETWORK RESOURCE %(2)', -
ROUTCDE=(2,8),                         ROUTING CODE-
DESC=4,                                DESCRIPTOR CODE-
SUPP=NORM,                             SUPPRESSION CODE-
OPT=BLKSUP                             MESSAGE PROCESSING OPTIONS
USSMSG MSG=IST623I,                     MESSAGE ID-
TEXT='IST623I % ADJACENT SSCP TABLE %(2)', -
ROUTCDE=8,                             ROUTING CODE-
DESC=5,                                DESCRIPTOR CODE-
SUPP=NEVER,                            SUPPRESSION CODE-
OPT=NOBLKSUP                           MESSAGE PROCESSING OPTIONS
USSMSG MSG=IST624I,                     MESSAGE ID-
TEXT='IST624I % %(2) %(3) % (4)', -
ROUTCDE=8,                             ROUTING CODE-
DESC=5,                                DESCRIPTOR CODE-
SUPP=NEVER,                            SUPPRESSION CODE-
OPT=NOBLKSUP                           MESSAGE PROCESSING OPTIONS
USSMSG MSG=IST627I,                     MESSAGE ID-
TEXT='IST627I % - INSUFFICIENT STORAGE', -
ROUTCDE=2,                             ROUTING CODE-
DESC=5,                                DESCRIPTOR CODE-
SUPP=SER,                              SUPPRESSION CODE-
OPT=BLKSUP                             MESSAGE PROCESSING OPTIONS
USSMSG MSG=IST632I,                     MESSAGE ID-
TEXT='IST632I BUFF  BUFF  CURR  CURR  MAX  MAX TIMES-
EXP/CONT  EXP',                        -

```

ROUTCDE=2,	ROUTING CODE-
DESC=5,	DESCRIPTOR CODE-
SUPP=NEVER,	SUPPRESSION CODE-
OPT=NOBLKSUP	MESSAGE PROCESSING OPTIONS
USSMSG MSG=IST633I,	MESSAGE ID-
TEXT='IST633I ID SIZE TOTAL AVAIL TOTAL USED EXP -	-
THRESHOLD INCR',	-
ROUTCDE=2,	ROUTING CODE-
DESC=5,	DESCRIPTOR CODE-
SUPP=NEVER,	SUPPRESSION CODE-
OPT=NOBLKSUP	MESSAGE PROCESSING OPTIONS
USSMSG MSG=IST634I,	MESSAGE ID-
TEXT='IST634I NAME STATUS SID SEND -	-
RECV VR TP NETID',	-
ROUTCDE=8,	ROUTING CODE-
DESC=5,	DESCRIPTOR CODE-
SUPP=NEVER,	SUPPRESSION CODE-
OPT=NOBLKSUP	MESSAGE PROCESSING OPTIONS
USSMSG MSG=IST635I,	MESSAGE ID-
TEXT='IST635I % (2) % (3) % (4) % (5) % (6) % (7) % (8)',	-
ROUTCDE=8,	ROUTING CODE-
DESC=5,	DESCRIPTOR CODE-
SUPP=NEVER,	SUPPRESSION CODE-
OPT=NOBLKSUP	MESSAGE PROCESSING OPTIONS
USSMSG MSG=IST636I,	MESSAGE ID-
TEXT='IST636I CDRSCS OWNED BY % -',	-
ROUTCDE=8,	ROUTING CODE-
DESC=5,	DESCRIPTOR CODE-
SUPP=NEVER,	SUPPRESSION CODE-
OPT=NOBLKSUP	MESSAGE PROCESSING OPTIONS
USSMSG MSG=IST637I,	MESSAGE ID-
TEXT='IST637I SUBAREA = % ELEMENT = % (2) SSCPID = % (3)',	-
ROUTCDE=8,	ROUTING CODE-
DESC=5,	DESCRIPTOR CODE-
SUPP=NEVER,	SUPPRESSION CODE-
OPT=BLKSUP	MESSAGE PROCESSING OPTIONS
USSMSG MSG=IST638I,	MESSAGE ID-
TEXT='IST638I ADJNETSA = %, ADJNETEL = % (2)',	-
ROUTCDE=8,	ROUTING CODE-
DESC=5,	DESCRIPTOR CODE-
SUPP=NEVER,	SUPPRESSION CODE-
OPT=BLKSUP	MESSAGE PROCESSING OPTIONS
USSMSG MSG=IST639I,	MESSAGE ID-
TEXT='IST639I GWN = %, ADJNET = % (2)',	-
ROUTCDE=8,	ROUTING CODE-
DESC=5,	DESCRIPTOR CODE-
SUPP=NEVER,	SUPPRESSION CODE-
OPT=NOBLKSUP	MESSAGE PROCESSING OPTIONS
USSMSG MSG=IST640I,	MESSAGE ID-
TEXT='IST640I % ADDR IN ADJNET - SA = % (2), EL = % (3)',	-
ROUTCDE=8,	ROUTING CODE-
DESC=5,	DESCRIPTOR CODE-
SUPP=NEVER,	SUPPRESSION CODE-
OPT=NOBLKSUP	MESSAGE PROCESSING OPTIONS
USSMSG MSG=IST641I,	MESSAGE ID-
TEXT='IST641I GATEWAY PATH SELECTION LIST - %',	-
ROUTCDE=8,	ROUTING CODE-
DESC=5,	DESCRIPTOR CODE-
SUPP=NEVER,	SUPPRESSION CODE-
OPT=NOBLKSUP	MESSAGE PROCESSING OPTIONS
USSMSG MSG=IST642I,	MESSAGE ID-
TEXT='IST642I ADJNET GWN SUBAREA ELEM A-	-
DJNETSA ADJNETEL',	-
ROUTCDE=8,	ROUTING CODE-
DESC=5,	DESCRIPTOR CODE-
SUPP=NEVER,	SUPPRESSION CODE-
OPT=NOBLKSUP	MESSAGE PROCESSING OPTIONS
USSMSG MSG=IST643I,	MESSAGE ID-
TEXT='IST643I % (2) % (3) % (4) % (5) % (6)',	-
ROUTCDE=8,	ROUTING CODE-
DESC=5,	DESCRIPTOR CODE-
SUPP=NEVER,	SUPPRESSION CODE-
OPT=NOBLKSUP	MESSAGE PROCESSING OPTIONS
USSMSG MSG=IST644I,	MESSAGE ID-
TEXT='IST644I % TG % (2) % (3)',	-
ROUTCDE=8,	ROUTING CODE-
DESC=5,	DESCRIPTOR CODE-
SUPP=NEVER,	SUPPRESSION CODE-
OPT=NOBLKSUP	MESSAGE PROCESSING OPTIONS
USSMSG MSG=IST645I,	MESSAGE ID-
TEXT='IST645I % DEFINITION FAILED - NO VALID % (2) MACRO'-	-
,ROUTCDE=2,	ROUTING CODE-

```

DESC=5,                                DESCRIPTOR CODE-
SUPP=SER,                              SUPPRESSION CODE-
OPT=BLKSUP                             MESSAGE PROCESSING OPTIONS
USSMSG MSG=IST650I,                     MESSAGE ID-
TEXT='IST650I POLL = %, NEGPOLL = %(2), SESSION(S) = %(3-
)',                                     -
ROUTCDE=2,                             ROUTING CODE-
DESC=5,                                DESCRIPTOR CODE-
SUPP=NEVER,                            SUPPRESSION CODE-
OPT=BLKSUP                             MESSAGE PROCESSING OPTIONS
USSMSG MSG=IST652I,                     MESSAGE ID-
TEXT='IST652I % IS A DUPLICATE KEYWORD IN THE TRACE/NOTR-
ACE OPTION',                             -
ROUTCDE=2,                             ROUTING CODE-
DESC=5,                                DESCRIPTOR CODE-
SUPP=NEVER,                            SUPPRESSION CODE-
OPT=BLKSUP                             MESSAGE PROCESSING OPTIONS
USSMSG MSG=IST654I,                     MESSAGE ID-
TEXT='IST654I I/O TRACE = %, BUFFER TRACE = %(2) %(3)', -
ROUTCDE=2,                             ROUTING CODE-
DESC=5,                                DESCRIPTOR CODE-
SUPP=NEVER,                            SUPPRESSION CODE-
OPT=BLKSUP                             MESSAGE PROCESSING OPTIONS
USSMSG MSG=IST655I,                     MESSAGE ID-
TEXT='IST655I % TRACE STATUS = %(2)',     -
ROUTCDE=2,                             ROUTING CODE-
DESC=5,                                DESCRIPTOR CODE-
SUPP=NEVER,                            SUPPRESSION CODE-
OPT=BLKSUP                             MESSAGE PROCESSING OPTIONS
USSMSG MSG=IST656I,                     MESSAGE ID-
TEXT='IST656I ACTIVATE REJECTED FROM UNDEFINED CDRM, SA -
% EL %(2)',                             -
ROUTCDE=2,                             ROUTING CODE-
DESC=5,                                DESCRIPTOR CODE-
SUPP=INFO,                             SUPPRESSION CODE-
OPT=BLKSUP                             MESSAGE PROCESSING OPTIONS
USSMSG MSG=IST658I,                     MESSAGE ID-
TEXT='IST658I % COMMAND FAILED - %(2) NOT FOUND', -
ROUTCDE=8,                             ROUTING CODE-
DESC=5,                                DESCRIPTOR CODE-
SUPP=NEVER,                            SUPPRESSION CODE-
OPT=BLKSUP                             MESSAGE PROCESSING OPTIONS
USSMSG MSG=IST660I,                     MESSAGE ID-
TEXT='IST660I % FOR ID = %(2) FAILED - PARM: %(3) NOT VA-
LID',                                     -
ROUTCDE=2,                             ROUTING CODE-
DESC=5,                                DESCRIPTOR CODE-
SUPP=WARN,                             SUPPRESSION CODE-
OPT=BLKSUP                             MESSAGE PROCESSING OPTIONS
USSMSG MSG=IST663I,                     MESSAGE ID-
TEXT='IST663I % REQUEST %(2), SENSE=%(3)', -
ROUTCDE=8,                             ROUTING CODE-
DESC=4,                                DESCRIPTOR CODE-
SUPP=SER,                              SUPPRESSION CODE-
OPT=BLKSUP                             MESSAGE PROCESSING OPTIONS
USSMSG MSG=IST664I,                     MESSAGE ID-
TEXT='IST664I % %(2)=%(3) %(4) %(5)=%(6)', -
ROUTCDE=8,                             ROUTING CODE-
DESC=4,                                DESCRIPTOR CODE-
SUPP=SER,                              SUPPRESSION CODE-
OPT=NOBLKSUP                           MESSAGE PROCESSING OPTIONS
USSMSG MSG=IST670I,                     MESSAGE ID-
TEXT='IST670I VARY % PROCESSING FOR ID = %(2) COMPLETE', -
ROUTCDE=8,                             ROUTING CODE-
DESC=4,                                DESCRIPTOR CODE-
SUPP=NORM,                             SUPPRESSION CODE-
OPT=BLKSUP                             MESSAGE PROCESSING OPTIONS
USSMSG MSG=IST674I,                     MESSAGE ID-
TEXT='IST674I % FOR ID = %(2) CONTINUES - PARM: %(3) IGN-
ORED',                                     -
ROUTCDE=2,                             ROUTING CODE-
DESC=5,                                DESCRIPTOR CODE-
SUPP=NORM,                             SUPPRESSION CODE-
OPT=BLKSUP                             MESSAGE PROCESSING OPTIONS
USSMSG MSG=IST675I,                     MESSAGE ID-
TEXT='IST675I VR = %, TP = %(2)',         -
ROUTCDE=8,                             ROUTING CODE-
DESC=5,                                DESCRIPTOR CODE-
SUPP=NEVER,                            SUPPRESSION CODE-
OPT=BLKSUP                             MESSAGE PROCESSING OPTIONS
USSMSG MSG=IST678I,                     MESSAGE ID-
TEXT='IST678I INSUFFICIENT STORAGE TO SCHEDULE TPEND EXI-

```

```

T FOR %,
ROUTCDE=2, ROUTING CODE-
DESC=5, DESCRIPTOR CODE-
SUPP=NEVER, SUPPRESSION CODE-
OPT=BLKSUP MESSAGE PROCESSING OPTIONS
USSMSG MSG=IST679A, MESSAGE ID-
TEXT='IST679A PLEASE DIAL LINE = %, NUMBER = %(2)', -
ROUTCDE=1, ROUTING CODE-
DESC=2, DESCRIPTOR CODE-
SUPP=NEVER, SUPPRESSION CODE-
OPT=BLKSUP MESSAGE PROCESSING OPTIONS
USSMSG MSG=IST680I, MESSAGE ID-
TEXT='IST680I CONNECTION REQUEST DENIED - ID = % %(2)', -
ROUTCDE=8, ROUTING CODE-
DESC=4, DESCRIPTOR CODE-
SUPP=SER, SUPPRESSION CODE-
OPT=BLKSUP MESSAGE PROCESSING OPTIONS
USSMSG MSG=IST683I, MESSAGE ID-
TEXT='IST683I CONNECTION REQUEST DENIED, ID = %', -
ROUTCDE=8, ROUTING CODE-
DESC=4, DESCRIPTOR CODE-
SUPP=SER, SUPPRESSION CODE-
OPT=BLKSUP MESSAGE PROCESSING OPTIONS
USSMSG MSG=IST684I, MESSAGE ID-
TEXT='IST684I I/O ERR, CSW = %, SENSE = %(2)', -
ROUTCDE=8, ROUTING CODE-
DESC=4, DESCRIPTOR CODE-
SUPP=WARN, SUPPRESSION CODE-
OPT=BLKSUP MESSAGE PROCESSING OPTIONS
USSMSG MSG=IST688I, MESSAGE ID-
TEXT='IST688I VARY FAILED FOR ID = % - INSUFFICIENT STOR-
AGE', -
ROUTCDE=2, ROUTING CODE-
DESC=5, DESCRIPTOR CODE-
SUPP=SER, SUPPRESSION CODE-
OPT=BLKSUP MESSAGE PROCESSING OPTIONS
USSMSG MSG=IST690I, MESSAGE ID-
TEXT='IST690I CONNECTION REQUEST DENIED - INVALID STATIO-
N ID = %', -
ROUTCDE=8, ROUTING CODE-
DESC=4, DESCRIPTOR CODE-
SUPP=SER, SUPPRESSION CODE-
OPT=BLKSUP MESSAGE PROCESSING OPTIONS
USSMSG MSG=IST693I, MESSAGE ID-
TEXT='IST693I UNABLE TO DISCONNECT ID = %', -
ROUTCDE=8, ROUTING CODE-
DESC=4, DESCRIPTOR CODE-
SUPP=SER, SUPPRESSION CODE-
OPT=BLKSUP MESSAGE PROCESSING OPTIONS
USSMSG MSG=IST700I, MESSAGE ID-
TEXT='IST700I INVALID % - SKIPPING TO NEXT NETWORK STMT -
OR EOF', -
ROUTCDE=2, ROUTING CODE-
DESC=5, DESCRIPTOR CODE-
SUPP=WARN, SUPPRESSION CODE-
OPT=BLKSUP MESSAGE PROCESSING OPTIONS
USSMSG MSG=IST701I, MESSAGE ID-
TEXT='IST701I CONFIG % LABEL = %(2) STMT TYPE = %(3)', -
ROUTCDE=2, ROUTING CODE-
DESC=5, DESCRIPTOR CODE-
SUPP=INFO, SUPPRESSION CODE-
OPT=BLKSUP MESSAGE PROCESSING OPTIONS
USSMSG MSG=IST702I, MESSAGE ID-
TEXT='IST702I CONFIG % - UNEXPECTED %(2)', -
ROUTCDE=2, ROUTING CODE-
DESC=5, DESCRIPTOR CODE-
SUPP=WARN, SUPPRESSION CODE-
OPT=BLKSUP MESSAGE PROCESSING OPTIONS
USSMSG MSG=IST703I, MESSAGE ID-
TEXT='IST703I CONFIG % ADJSSCP DEFINITIONS IGNORED - NO -
ADJCDRM STMT', -
ROUTCDE=2, ROUTING CODE-
DESC=5, DESCRIPTOR CODE-
SUPP=WARN, SUPPRESSION CODE-
OPT=BLKSUP MESSAGE PROCESSING OPTIONS
USSMSG MSG=IST706I, MESSAGE ID-
TEXT='IST706I ADJSSCP TABLE FOR % IGNORED - INSUFFICIENT-
STORAGE', -
ROUTCDE=2, ROUTING CODE-
DESC=5, DESCRIPTOR CODE-
SUPP=WARN, SUPPRESSION CODE-
OPT=BLKSUP MESSAGE PROCESSING OPTIONS

```

```

USSMSG MSG=IST707I,                MESSAGE ID-
TEXT='IST707I ADJSSCP TABLE BEING MODIFIED BY ACTIVATION-
OF %',                               -
ROUTCDE=2,                          ROUTING CODE-
DESC=5,                             DESCRIPTOR CODE-
SUPP=INFO,                          SUPPRESSION CODE-
OPT=BLKSUP                          MESSAGE PROCESSING OPTIONS
USSMSG MSG=IST708I,                MESSAGE ID-
TEXT='IST708I % (2) (3)',           -
ROUTCDE=2,                          ROUTING CODE-
DESC=5,                             DESCRIPTOR CODE-
SUPP=WARN,                          SUPPRESSION CODE-
OPT=BLKSUP                          MESSAGE PROCESSING OPTIONS
USSMSG MSG=IST709I,                MESSAGE ID-
TEXT='IST709I CONFIG % FAILED-%(2)', -
ROUTCDE=2,                          ROUTING CODE-
DESC=5,                             DESCRIPTOR CODE-
SUPP=SER,                           SUPPRESSION CODE-
OPT=BLKSUP                          MESSAGE PROCESSING OPTIONS
USSMSG MSG=IST710I,                MESSAGE ID-
TEXT='IST710I CONFIG = % NETWORK = %(2) (3)', -
ROUTCDE=2,                          ROUTING CODE-
DESC=4,                             DESCRIPTOR CODE-
SUPP=WARN,                          SUPPRESSION CODE-
OPT=BLKSUP                          MESSAGE PROCESSING OPTIONS
USSMSG MSG=IST712I,                MESSAGE ID-
TEXT='IST712I CONFIG % GWPATH %(2) IGNORED - MISSING OPE-
RANDS',                              -
ROUTCDE=2,                          ROUTING CODE-
DESC=5,                             DESCRIPTOR CODE-
SUPP=WARN,                          SUPPRESSION CODE-
OPT=BLKSUP                          MESSAGE PROCESSING OPTIONS
USSMSG MSG=IST713I,                MESSAGE ID-
TEXT='IST713I CONFIG % GWPATH %(2) - %(3) OPERAND IGNORE-
D',                                  -
ROUTCDE=2,                          ROUTING CODE-
DESC=5,                             DESCRIPTOR CODE-
SUPP=WARN,                          SUPPRESSION CODE-
OPT=BLKSUP                          MESSAGE PROCESSING OPTIONS
USSMSG MSG=IST714I,                MESSAGE ID-
TEXT='IST714I CONFIG % GWPATH %(2) IGNORED - INVALID STM-
T',                                  -
ROUTCDE=2,                          ROUTING CODE-
DESC=5,                             DESCRIPTOR CODE-
SUPP=WARN,                          SUPPRESSION CODE-
OPT=BLKSUP                          MESSAGE PROCESSING OPTIONS
USSMSG MSG=IST715I,                MESSAGE ID-
TEXT='IST715I CONFIG % CDRM %(2) IGNORED - GWPATH STMT M-
ISSING',                              -
ROUTCDE=2,                          ROUTING CODE-
DESC=5,                             DESCRIPTOR CODE-
SUPP=WARN,                          SUPPRESSION CODE-
OPT=BLKSUP                          MESSAGE PROCESSING OPTIONS
USSMSG MSG=IST716I,                MESSAGE ID-
TEXT='IST716I % FOR %(2) FAILED',    -
ROUTCDE=8,                          ROUTING CODE-
DESC=4,                             DESCRIPTOR CODE-
SUPP=WARN,                          SUPPRESSION CODE-
OPT=BLKSUP                          MESSAGE PROCESSING OPTIONS
USSMSG MSG=IST717I,                MESSAGE ID-
TEXT='IST717I NETID % ID %(2) SA %(3) (4)', -
ROUTCDE=8,                          ROUTING CODE-
DESC=4,                             DESCRIPTOR CODE-
SUPP=WARN,                          SUPPRESSION CODE-
OPT=BLKSUP                          MESSAGE PROCESSING OPTIONS
USSMSG MSG=IST718I,                MESSAGE ID-
TEXT='IST718I ADDRESS INVALID FOR NETID=% CDRM=%(2) CODE-
=X' (3) ',                          -
ROUTCDE=8,                          ROUTING CODE-
DESC=5,                             DESCRIPTOR CODE-
SUPP=WARN,                          SUPPRESSION CODE-
OPT=BLKSUP                          MESSAGE PROCESSING OPTIONS
USSMSG MSG=IST719I,                MESSAGE ID-
TEXT='IST719I %',                   -
ROUTCDE=8,                          ROUTING CODE-
DESC=5,                             DESCRIPTOR CODE-
SUPP=WARN,                          SUPPRESSION CODE-
OPT=BLKSUP                          MESSAGE PROCESSING OPTIONS
USSMSG MSG=IST720I,                MESSAGE ID-
TEXT='IST720I % HAS CONTACTED %(2) IN %(3), SA (4)', -
ROUTCDE=8,                          ROUTING CODE-
DESC=5,                             DESCRIPTOR CODE-

```


	SUPP=INFO,	SUPPRESSION CODE-
	OPT=BLKSUP	MESSAGE PROCESSING OPTIONS
USSMSG	MSG=IST721I,	MESSAGE ID-
	TEXT='IST721I SESSION SETUP FOR CDRM % USING GWN %(2) FA-	
	ILED',	
	ROUTCDE=8,	ROUTING CODE-
	DESC=4,	DESCRIPTOR CODE-
	SUPP=WARN,	SUPPRESSION CODE-
	OPT=BLKSUP	MESSAGE PROCESSING OPTIONS
USSMSG	MSG=IST723I,	MESSAGE ID-
	TEXT='IST723I SSCPID % ALREADY IN USE BY CDRM %(2)',	
	ROUTCDE=8,	ROUTING CODE-
	DESC=4,	DESCRIPTOR CODE-
	SUPP=INFO,	SUPPRESSION CODE-
	OPT=BLKSUP	MESSAGE PROCESSING OPTIONS
USSMSG	MSG=IST725I,	MESSAGE ID-
	TEXT='IST725I GWN %, SUBAREA %(2), CDRM ALIAS ELEMENT %(-	
	3)',	
	ROUTCDE=8,	ROUTING CODE-
	DESC=4,	DESCRIPTOR CODE-
	SUPP=INFO,	SUPPRESSION CODE-
	OPT=BLKSUP	MESSAGE PROCESSING OPTIONS
USSMSG	MSG=IST726I,	MESSAGE ID-
	TEXT='IST726I ADJNET %, ADJNETSA %(2), ADJNETEL %(3)',	
	ROUTCDE=8,	ROUTING CODE-
	DESC=4,	DESCRIPTOR CODE-
	SUPP=INFO,	SUPPRESSION CODE-
	OPT=BLKSUP	MESSAGE PROCESSING OPTIONS
USSMSG	MSG=IST727I,	MESSAGE ID-
	TEXT='IST727I COMMUNICATION WITH CDRM % LOST - REASON =	
	X'%'(2)''',	
	ROUTCDE=8,	ROUTING CODE-
	DESC=4,	DESCRIPTOR CODE-
	SUPP=NORM,	SUPPRESSION CODE-
	OPT=BLKSUP	MESSAGE PROCESSING OPTIONS
USSMSG	MSG=IST728I,	MESSAGE ID-
	TEXT='IST728I GWPATHS FOR GWN % ARE NOW %(2) FOR THESE C-	
	DRMS',	
	ROUTCDE=8,	ROUTING CODE-
	DESC=4,	DESCRIPTOR CODE-
	SUPP=INFO,	SUPPRESSION CODE-
	OPT=BLKSUP	MESSAGE PROCESSING OPTIONS
USSMSG	MSG=IST732I,	MESSAGE ID-
	TEXT='IST732I % REJECTED DUE TO %(2)',	
	ROUTCDE=8,	ROUTING CODE-
	DESC=4,	DESCRIPTOR CODE-
	SUPP=SER,	SUPPRESSION CODE-
	OPT=BLKSUP	MESSAGE PROCESSING OPTIONS
USSMSG	MSG=IST734I,	MESSAGE ID-
	TEXT='IST734I ACTIVATION OF CDRM % USING GWN %(2) FAILED-	
	,	
	ROUTCDE=8,	ROUTING CODE-
	DESC=4,	DESCRIPTOR CODE-
	SUPP=SER,	SUPPRESSION CODE-
	OPT=BLKSUP	MESSAGE PROCESSING OPTIONS
USSMSG	MSG=IST735I,	MESSAGE ID-
	TEXT='IST735I NO ADDRESS TRANSFORMS - REQACTCDRM SENT',	
	ROUTCDE=8,	ROUTING CODE-
	DESC=4,	DESCRIPTOR CODE-
	SUPP=INFO,	SUPPRESSION CODE-
	OPT=BLKSUP	MESSAGE PROCESSING OPTIONS
USSMSG	MSG=IST737I,	MESSAGE ID-
	TEXT='IST737I DEFAULT VR LIST USED FOR CDRM % USING GWN	
	%(2)',	
	ROUTCDE=8,	ROUTING CODE-
	DESC=4,	DESCRIPTOR CODE-
	SUPP=INFO,	SUPPRESSION CODE-
	OPT=BLKSUP	MESSAGE PROCESSING OPTIONS
USSMSG	MSG=IST740I,	MESSAGE ID-
	TEXT='IST740I UNABLE TO FREE ALIAS ADDRESSES FOR CDRM %	
	GWN %(2)',	
	ROUTCDE=8,	ROUTING CODE-
	DESC=4,	DESCRIPTOR CODE-
	SUPP=WARN,	SUPPRESSION CODE-
	OPT=BLKSUP	MESSAGE PROCESSING OPTIONS
USSMSG	MSG=IST742I,	MESSAGE ID-
	TEXT='IST742I ACTIVATION OF CDRM % %(2) - GWN PATH NOT A-	
	AVAILABLE',	
	ROUTCDE=8,	ROUTING CODE-
	DESC=4,	DESCRIPTOR CODE-
	SUPP=INFO,	SUPPRESSION CODE-
	OPT=BLKSUP	MESSAGE PROCESSING OPTIONS

```

USSMSG MSG=IST744I, MESSAGE ID-
TEXT='IST744I CROSS-NETWORK SESSION SETUP FAILED, NETWOR-
K = %', -
ROUTCDE=8, ROUTING CODE-
DESC=4, DESCRIPTOR CODE-
SUPP=INFO, SUPPRESSION CODE-
OPT=BLKSUP MESSAGE PROCESSING OPTIONS
USSMSG MSG=IST745I, MESSAGE ID-
TEXT='IST745I ACTCDRM TO CDRM = % FAILED, SENSE = %(2)', -
ROUTCDE=8, ROUTING CODE-
DESC=4, DESCRIPTOR CODE-
SUPP=INFO, SUPPRESSION CODE-
OPT=BLKSUP MESSAGE PROCESSING OPTIONS
USSMSG MSG=IST746I, MESSAGE ID-
TEXT='IST746I BIND FAILED FROM % TO %(2), SENSE = %(3)', -
ROUTCDE=8, ROUTING CODE-
DESC=4, DESCRIPTOR CODE-
SUPP=INFO, SUPPRESSION CODE-
OPT=BLKSUP MESSAGE PROCESSING OPTIONS
USSMSG MSG=IST751I, MESSAGE ID-
TEXT='IST751I SIO = %, ERROR CT = %(2), CUA = %(3)', -
ROUTCDE=(2,8), ROUTING CODE-
DESC=5, DESCRIPTOR CODE-
SUPP=NEVER, SUPPRESSION CODE-
OPT=NOBLKSUP MESSAGE PROCESSING OPTIONS
USSMSG MSG=IST752I, MESSAGE ID-
TEXT='IST752I GPT TRACE STATUS = % %(2)', -
ROUTCDE=8, ROUTING CODE-
DESC=5, DESCRIPTOR CODE-
SUPP=NEVER, SUPPRESSION CODE-
OPT=BLKSUP MESSAGE PROCESSING OPTIONS
USSMSG MSG=IST755I, MESSAGE ID-
TEXT='IST755I ALERT FROM PU % FOLLOWS', -
ROUTCDE=8, ROUTING CODE-
DESC=4, DESCRIPTOR CODE-
SUPP=NORM, SUPPRESSION CODE-
OPT=BLKSUP MESSAGE PROCESSING OPTIONS
USSMSG MSG=IST756E, MESSAGE ID-
TEXT='IST756E ALERT FROM PU % FOLLOWS', -
ROUTCDE=8, ROUTING CODE-
DESC=3, DESCRIPTOR CODE-
SUPP=SER, SUPPRESSION CODE-
OPT=BLKSUP MESSAGE PROCESSING OPTIONS
USSMSG MSG=IST757E, MESSAGE ID-
TEXT='IST757E MOSS UNAVAILABLE - HARDWARE ERROR', -
ROUTCDE=8, ROUTING CODE-
DESC=3, DESCRIPTOR CODE-
SUPP=SER, SUPPRESSION CODE-
OPT=BLKSUP MESSAGE PROCESSING OPTIONS
USSMSG MSG=IST758E, MESSAGE ID-
TEXT='IST758E MOSS RELOADED - HARDWARE ERROR', -
ROUTCDE=8, ROUTING CODE-
DESC=3, DESCRIPTOR CODE-
SUPP=SER, SUPPRESSION CODE-
OPT=BLKSUP MESSAGE PROCESSING OPTIONS
USSMSG MSG=IST759E, MESSAGE ID-
TEXT='IST759E MOSS DISKETTE UNUSABLE', -
ROUTCDE=8, ROUTING CODE-
DESC=3, DESCRIPTOR CODE-
SUPP=SER, SUPPRESSION CODE-
OPT=BLKSUP MESSAGE PROCESSING OPTIONS
USSMSG MSG=IST760E, MESSAGE ID-
TEXT='IST760E MOSS DISKETTE HARDWARE ERROR', -
ROUTCDE=8, ROUTING CODE-
DESC=3, DESCRIPTOR CODE-
SUPP=SER, SUPPRESSION CODE-
OPT=BLKSUP MESSAGE PROCESSING OPTIONS
USSMSG MSG=IST761E, MESSAGE ID-
TEXT='IST761E MOSS CONSOLE UNAVAILABLE', -
ROUTCDE=8, ROUTING CODE-
DESC=3, DESCRIPTOR CODE-
SUPP=SER, SUPPRESSION CODE-
OPT=BLKSUP MESSAGE PROCESSING OPTIONS
USSMSG MSG=IST762I, MESSAGE ID-
TEXT='IST762I MOSS IN MAINTENANCE MODE', -
ROUTCDE=8, ROUTING CODE-
DESC=4, DESCRIPTOR CODE-
SUPP=NORM, SUPPRESSION CODE-
OPT=BLKSUP MESSAGE PROCESSING OPTIONS
USSMSG MSG=IST763I, MESSAGE ID-
TEXT='IST763I PHYSICAL UNIT RELOADED - HARDWARE ERROR', -
ROUTCDE=8, ROUTING CODE-

```

DESC=4,	DESCRIPTOR CODE-
SUPP=NORM,	SUPPRESSION CODE-
OPT=BLKSUP	MESSAGE PROCESSING OPTIONS
USSMSG MSG=IST764I,	MESSAGE ID-
TEXT='IST764I PHYSICAL UNIT RELOADED - PRIOR ABEND CODE -	-
WAS %',	-
ROUTCDE=8,	ROUTING CODE-
DESC=4,	DESCRIPTOR CODE-
SUPP=NORM,	SUPPRESSION CODE-
OPT=BLKSUP	MESSAGE PROCESSING OPTIONS
USSMSG MSG=IST765E,	MESSAGE ID-
TEXT='IST765E CHANNEL ADAPTER % UNAVAILABLE - HARDWARE E-	-
RROR',	-
ROUTCDE=8,	ROUTING CODE-
DESC=3,	DESCRIPTOR CODE-
SUPP=SER,	SUPPRESSION CODE-
OPT=BLKSUP	MESSAGE PROCESSING OPTIONS
USSMSG MSG=IST766I,	MESSAGE ID-
TEXT='IST766I DUMP FAILED - NO % DUMP ON %(2) DISK(ETTE)-	-
,	-
ROUTCDE=2,	ROUTING CODE-
DESC=5,	DESCRIPTOR CODE-
SUPP=NORM,	SUPPRESSION CODE-
OPT=BLKSUP	MESSAGE PROCESSING OPTIONS
USSMSG MSG=IST767E,	MESSAGE ID-
TEXT='IST767E SCANNER % ((2)-%(3)) UNAVAILABLE - HARDWA-	-
RE ERROR',	-
ROUTCDE=8,	ROUTING CODE-
DESC=3,	DESCRIPTOR CODE-
SUPP=SER,	SUPPRESSION CODE-
OPT=BLKSUP	MESSAGE PROCESSING OPTIONS
USSMSG MSG=IST768E,	MESSAGE ID-
TEXT='IST768E SCANNER % ((2)-%(3)) UNAVAILABLE - HARDWA-	-
RE ERROR',	-
ROUTCDE=8,	ROUTING CODE-
DESC=3,	DESCRIPTOR CODE-
SUPP=SER,	SUPPRESSION CODE-
OPT=BLKSUP	MESSAGE PROCESSING OPTIONS
USSMSG MSG=IST769E,	MESSAGE ID-
TEXT='IST769E SCANNER % ((2)-%(3)) UNAVAILABLE - SOFTWA-	-
RE ERROR',	-
ROUTCDE=8,	ROUTING CODE-
DESC=3,	DESCRIPTOR CODE-
SUPP=SER,	SUPPRESSION CODE-
OPT=BLKSUP	MESSAGE PROCESSING OPTIONS
USSMSG MSG=IST770E,	MESSAGE ID-
TEXT='IST770E SCANNER % ((2)-%(3)) UNAVAILABLE - SOFTWA-	-
RE ERROR',	-
ROUTCDE=8,	ROUTING CODE-
DESC=3,	DESCRIPTOR CODE-
SUPP=SER,	SUPPRESSION CODE-
OPT=BLKSUP	MESSAGE PROCESSING OPTIONS
USSMSG MSG=IST771E,	MESSAGE ID-
TEXT='IST771E SCANNER % LINE %(2) UNAVAILABLE - HARDWARE-	-
ERROR',	-
ROUTCDE=8,	ROUTING CODE-
DESC=3,	DESCRIPTOR CODE-
SUPP=SER,	SUPPRESSION CODE-
OPT=BLKSUP	MESSAGE PROCESSING OPTIONS
USSMSG MSG=IST772I,	MESSAGE ID-
TEXT='IST772I UAC = % %(2)',	-
ROUTCDE=8,	ROUTING CODE-
DESC=5,	DESCRIPTOR CODE-
SUPP=SER,	SUPPRESSION CODE-
OPT=BLKSUP	MESSAGE PROCESSING OPTIONS
USSMSG MSG=IST773I,	MESSAGE ID-
TEXT='IST773I SESSION WITH % IN PROCESS OF BEING TERMINA-	-
TED',	-
ROUTCDE=8,	ROUTING CODE-
DESC=5,	DESCRIPTOR CODE-
SUPP=SER,	SUPPRESSION CODE-
OPT=BLKSUP	MESSAGE PROCESSING OPTIONS
USSMSG MSG=IST778I,	MESSAGE ID-
TEXT='IST778I % %(2) %(3) %(4) %(5) %(6)',	-
ROUTCDE=8,	ROUTING CODE-
DESC=4,	DESCRIPTOR CODE-
SUPP=INFO,	SUPPRESSION CODE-
OPT=NOBLKSUP	MESSAGE PROCESSING OPTIONS
USSMSG MSG=IST784I,	MESSAGE ID-
TEXT='IST784I SESSION(S) EXIST(S) WITH UNKNOWN PARTNER(S-	-
)',	-
ROUTCDE=8,	ROUTING CODE-

DESC=5,	DESCRIPTOR CODE-
SUPP=NEVER,	SUPPRESSION CODE-
OPT=BLKSUP	MESSAGE PROCESSING OPTIONS
USSMSG MSG=IST786I,	MESSAGE ID-
TEXT='IST786I % COMMAND REJECTED - %(2)',	-
ROUTCDE=8,	ROUTING CODE-
DESC=5,	DESCRIPTOR CODE-
SUPP=NEVER,	SUPPRESSION CODE-
OPT=BLKSUP	MESSAGE PROCESSING OPTIONS
USSMSG MSG=IST787I,	MESSAGE ID-
TEXT='IST787I SSCP TAKEOVER FOR NODE % IN PROGRESS',	-
ROUTCDE=8,	ROUTING CODE-
DESC=5,	DESCRIPTOR CODE-
SUPP=SER,	SUPPRESSION CODE-
OPT=BLKSUP	MESSAGE PROCESSING OPTIONS
USSMSG MSG=IST788I,	MESSAGE ID-
TEXT='IST788I MODIFY ATTACH FAILED - SUBTASK LIMIT EXCEE-	-
DED',	-
ROUTCDE=8,	ROUTING CODE-
DESC=5,	DESCRIPTOR CODE-
SUPP=NEVER,	SUPPRESSION CODE-
OPT=BLKSUP	MESSAGE PROCESSING OPTIONS
USSMSG MSG=IST789I,	MESSAGE ID-
TEXT='IST789I % FAILED FOR ID = %(2), CA / NCP CONFLICT'-	-
,ROUTCDE=8,	ROUTING CODE-
DESC=5,	DESCRIPTOR CODE-
SUPP=NEVER,	SUPPRESSION CODE-
OPT=BLKSUP	MESSAGE PROCESSING OPTIONS
USSMSG MSG=IST790I,	MESSAGE ID-
TEXT='IST790I MAXIMUM % USED = %(2)K',	-
ROUTCDE=8,	ROUTING CODE-
DESC=5,	DESCRIPTOR CODE-
SUPP=NEVER,	SUPPRESSION CODE-
OPT=BLKSUP	MESSAGE PROCESSING OPTIONS
USSMSG MSG=(IST792I,6),	MESSAGE ID-
TEXT='IST792I NO SUCH SESSION EXISTS',	-
ROUTCDE=2,	ROUTING CODE-
DESC=5,	DESCRIPTOR CODE-
SUPP=NEVER,	SUPPRESSION CODE-
OPT=BLKSUP	MESSAGE PROCESSING OPTIONS
USSMSG MSG=IST793E,	MESSAGE ID-
TEXT='IST793E SESSION MANAGEMENT ERROR, CODE %',	-
ROUTCDE=8,	ROUTING CODE-
DESC=3,	DESCRIPTOR CODE-
SUPP=SER,	SUPPRESSION CODE-
OPT=BLKSUP	MESSAGE PROCESSING OPTIONS
USSMSG MSG=IST794I,	MESSAGE ID-
TEXT='IST794I VTAM START REJECTED - CANNOT LOAD %',	-
ROUTCDE=2,	ROUTING CODE-
DESC=5,	DESCRIPTOR CODE-
SUPP=NEVER,	SUPPRESSION CODE-
OPT=BLKSUP	MESSAGE PROCESSING OPTIONS
USSMSG MSG=IST796I,	MESSAGE ID-
TEXT='IST796I HOSTSA VALUE EXCEEDS %',	-
ROUTCDE=2,	ROUTING CODE-
DESC=5,	DESCRIPTOR CODE-
SUPP=WARN,	SUPPRESSION CODE-
OPT=BLKSUP	MESSAGE PROCESSING OPTIONS
USSMSG MSG=IST797I,	MESSAGE ID-
TEXT='IST797I FROM VIA ADJACENT	-
DEST ER LENGTH',	-
ROUTCDE=2,	ROUTING CODE-
DESC=5,	DESCRIPTOR CODE-
SUPP=NEVER,	SUPPRESSION CODE-
OPT=NOBLKSUP	MESSAGE PROCESSING OPTIONS
USSMSG MSG=IST798I,	MESSAGE ID-
TEXT='IST798I %',	-
ROUTCDE=2,	ROUTING CODE-
DESC=5,	DESCRIPTOR CODE-
SUPP=NEVER,	SUPPRESSION CODE-
OPT=NOBLKSUP	MESSAGE PROCESSING OPTIONS
USSMSG MSG=IST799I,	MESSAGE ID-
TEXT='IST799I % %(2) IN PROGRESS',	-
ROUTCDE=8,	ROUTING CODE-
DESC=5,	DESCRIPTOR CODE-
SUPP=NEVER,	SUPPRESSION CODE-
OPT=BLKSUP	MESSAGE PROCESSING OPTIONS
USSMSG MSG=IST803I,	MESSAGE ID-
TEXT='IST803I VTAM TERMINATION TASK TERMINATED-OPEN FAIL-	-
ED',	-
ROUTCDE=2,	ROUTING CODE-
DESC=5,	DESCRIPTOR CODE-

	SUPP=NEVER,	SUPPRESSION CODE-
	OPT=BLKSUP	MESSAGE PROCESSING OPTIONS
USSMSG	MSG=IST804I,	MESSAGE ID-
	TEXT='IST804I CLOSE IN PROGRESS FOR % OPENED BY %(2) %(3)-	-
)',	-
	ROUTCDE=2,	ROUTING CODE-
	DESC=5,	DESCRIPTOR CODE-
	SUPP=INFO,	SUPPRESSION CODE-
	OPT=BLKSUP	MESSAGE PROCESSING OPTIONS
USSMSG	MSG=IST805I,	MESSAGE ID-
	TEXT='IST805I VTAM CLOSE COMPLETE FOR %',	-
	ROUTCDE=2,	ROUTING CODE-
	DESC=5,	DESCRIPTOR CODE-
	SUPP=NORM,	SUPPRESSION CODE-
	OPT=BLKSUP	MESSAGE PROCESSING OPTIONS
USSMSG	MSG=IST806I,	MESSAGE ID-
	TEXT='IST806I ABEND CLOSE IN PROGRESS - % OPENED BY %(2)-	-
	%(3)',	-
	ROUTCDE=2,	ROUTING CODE-
	DESC=5,	DESCRIPTOR CODE-
	SUPP=NORM,	SUPPRESSION CODE-
	OPT=BLKSUP	MESSAGE PROCESSING OPTIONS
USSMSG	MSG=IST807I,	MESSAGE ID-
	TEXT='IST807I % FOR ID = %(2) FAILED - NODE IS IN TEST M-	-
	ODE',	-
	ROUTCDE=2,	ROUTING CODE-
	DESC=5,	DESCRIPTOR CODE-
	SUPP=SER,	SUPPRESSION CODE-
	OPT=BLKSUP	MESSAGE PROCESSING OPTIONS
USSMSG	MSG=IST808I,	MESSAGE ID-
	TEXT='IST808I ORIGIN PU = % DEST PU = %(2) %(3)',	-
	ROUTCDE=8,	ROUTING CODE-
	DESC=5,	DESCRIPTOR CODE-
	SUPP=NEVER,	SUPPRESSION CODE-
	OPT=BLKSUP	MESSAGE PROCESSING OPTIONS
USSMSG	MSG=IST809I,	MESSAGE ID-
	TEXT='IST809I XRF SESSIONS - PRIMARY = % BACKUP = %(2)',	-
	ROUTCDE=8,	ROUTING CODE-
	DESC=5,	DESCRIPTOR CODE-
	SUPP=NEVER,	SUPPRESSION CODE-
	OPT=BLKSUP	MESSAGE PROCESSING OPTIONS
USSMSG	MSG=IST812I,	MESSAGE ID-
	TEXT='IST812I % COMMAND NOT ACCEPTED',	-
	ROUTCDE=8,	ROUTING CODE-
	DESC=5,	DESCRIPTOR CODE-
	SUPP=NEVER,	SUPPRESSION CODE-
	OPT=NOBLKSUP	MESSAGE PROCESSING OPTIONS
USSMSG	MSG=IST813I,	MESSAGE ID-
	TEXT='IST813I USERVAR % CHANGED FROM %(2) TO %(3)',	-
	ROUTCDE=8,	ROUTING CODE-
	DESC=5,	DESCRIPTOR CODE-
	SUPP=NEVER,	SUPPRESSION CODE-
	OPT=BLKSUP	MESSAGE PROCESSING OPTIONS
USSMSG	MSG=IST814I,	MESSAGE ID-
	TEXT='IST814I USERVAR % DELETED',	-
	ROUTCDE=8,	ROUTING CODE-
	DESC=5,	DESCRIPTOR CODE-
	SUPP=NEVER,	SUPPRESSION CODE-
	OPT=BLKSUP	MESSAGE PROCESSING OPTIONS
USSMSG	MSG=IST815I,	MESSAGE ID-
	TEXT='IST815I AUTOMATIC RECOVERY IS SUPPORTED',	-
	ROUTCDE=(4,5,9),	ROUTING CODE-
	DESC=5,	DESCRIPTOR CODE-
	SUPP=NEVER,	SUPPRESSION CODE-
	OPT=BLKSUP	MESSAGE PROCESSING OPTIONS
USSMSG	MSG=IST816I,	MESSAGE ID-
	TEXT='IST816I % % (2) % (3) %-	-
	(4)',	-
	ROUTCDE=2,	ROUTING CODE-
	DESC=5,	DESCRIPTOR CODE-
	SUPP=NEVER,	SUPPRESSION CODE-
	OPT=NOBLKSUP	MESSAGE PROCESSING OPTIONS
USSMSG	MSG=IST819I,	MESSAGE ID-
	TEXT='IST819I CDRM % COMMUNICATION LOST - RECOVERY IN PR-	-
	OGRESS',	-
	ROUTCDE=8,	ROUTING CODE-
	DESC=4,	DESCRIPTOR CODE-
	SUPP=NORM,	SUPPRESSION CODE-
	OPT=BLKSUP	MESSAGE PROCESSING OPTIONS
USSMSG	MSG=IST820I,	MESSAGE ID-
	TEXT='IST820I % RSP DATA DISCARDED FOR ID = %(2) - INSUF-	-
	F STORAGE',	-

```

ROUTCDE=8,                                ROUTING CODE-
DESC=4,                                    DESCRIPTOR CODE-
SUPP=SER,                                  SUPPRESSION CODE-
OPT=BLKSUP                                MESSAGE PROCESSING OPTIONS
USSMSG MSG=IST822I,                        MESSAGE ID-
TEXT='IST822I CDRM % RECOVERY FAILED - INSUFFICIENT STOR-
AGE',                                     -
ROUTCDE=8,                                ROUTING CODE-
DESC=4,                                    DESCRIPTOR CODE-
SUPP=SER,                                  SUPPRESSION CODE-
OPT=BLKSUP                                MESSAGE PROCESSING OPTIONS
USSMSG MSG=IST824I,                        MESSAGE ID-
TEXT='IST824I X.25 INCOMING CALL REJECTED - %, %(2)', -
ROUTCDE=2,                                ROUTING CODE-
DESC=4,                                    DESCRIPTOR CODE-
SUPP=WARN,                                  SUPPRESSION CODE-
OPT=BLKSUP                                MESSAGE PROCESSING OPTIONS
USSMSG MSG=IST825I,                        MESSAGE ID-
TEXT='IST825I USERVAR DEFINED - NAME = %, VALUE = %(2)', -
ROUTCDE=8,                                ROUTING CODE-
DESC=5,                                    DESCRIPTOR CODE-
SUPP=NEVER,                                  SUPPRESSION CODE-
OPT=BLKSUP                                MESSAGE PROCESSING OPTIONS
USSMSG MSG=IST826I,                        MESSAGE ID-
TEXT='IST826I VTAM START REJECTED--START COMMAND NOT USE-
D FOR VTAM INITIALIZATION',             -
ROUTCDE=2,                                ROUTING CODE-
DESC=5,                                    DESCRIPTOR CODE-
SUPP=NEVER,                                  SUPPRESSION CODE-
OPT=BLKSUP                                MESSAGE PROCESSING OPTIONS
USSMSG MSG=IST830I,                        MESSAGE ID-
TEXT='IST830I ORIGINATING SSCP NAME = %, NETID = %(2)', -
ROUTCDE=8,                                ROUTING CODE-
DESC=4,                                    DESCRIPTOR CODE-
SUPP=SER,                                  SUPPRESSION CODE-
OPT=BLKSUP                                MESSAGE PROCESSING OPTIONS
USSMSG MSG=IST831I,                        MESSAGE ID-
TEXT='IST831I DUPLICATE ADJCDRM NAME % IN %(2)', -
ROUTCDE=2,                                ROUTING CODE-
DESC=4,                                    DESCRIPTOR CODE-
SUPP=WARN,                                  SUPPRESSION CODE-
OPT=BLKSUP                                MESSAGE PROCESSING OPTIONS
USSMSG MSG=IST832I,                        MESSAGE ID-
TEXT='IST832I UNLABELED % STMT IN %(2)', -
ROUTCDE=2,                                ROUTING CODE-
DESC=4,                                    DESCRIPTOR CODE-
SUPP=WARN,                                  SUPPRESSION CODE-
OPT=BLKSUP                                MESSAGE PROCESSING OPTIONS
USSMSG MSG=IST833I,                        MESSAGE ID-
TEXT='IST833I SKIPPING TO NEXT %', -
ROUTCDE=2,                                ROUTING CODE-
DESC=4,                                    DESCRIPTOR CODE-
SUPP=WARN,                                  SUPPRESSION CODE-
OPT=BLKSUP                                MESSAGE PROCESSING OPTIONS
USSMSG MSG=IST834I,                        MESSAGE ID-
TEXT='IST834I % BACKUP SESSION(S) EXIST(S) WITH UNKNOWN -
PARTNERS',                               -
ROUTCDE=8,                                ROUTING CODE-
DESC=5,                                    DESCRIPTOR CODE-
SUPP=NEVER,                                  SUPPRESSION CODE-
OPT=BLKSUP                                MESSAGE PROCESSING OPTIONS
USSMSG MSG=IST836I,                        MESSAGE ID-
TEXT='IST836I X.25 NETWORK RESTART/RESET/CLEAR %, %(2), -
%(3), %(4)',                             -
ROUTCDE=2,                                ROUTING CODE-
DESC=4,                                    DESCRIPTOR CODE-
SUPP=WARN,                                  SUPPRESSION CODE-
OPT=BLKSUP                                MESSAGE PROCESSING OPTIONS
USSMSG MSG=IST837I,                        MESSAGE ID-
TEXT='IST837I X.25 DEFINITION ERROR %, %(2)', -
ROUTCDE=2,                                ROUTING CODE-
DESC=4,                                    DESCRIPTOR CODE-
SUPP=WARN,                                  SUPPRESSION CODE-
OPT=BLKSUP                                MESSAGE PROCESSING OPTIONS
USSMSG MSG=IST838I,                        MESSAGE ID-
TEXT='IST838I TRACE STATUS DISPLAY FOR ID = %', -
ROUTCDE=2,                                ROUTING CODE-
DESC=7,                                    DESCRIPTOR CODE-
SUPP=NEVER,                                  SUPPRESSION CODE-
OPT=BLKSUP                                MESSAGE PROCESSING OPTIONS
USSMSG MSG=IST839I,                        MESSAGE ID-
TEXT='IST839I PU NAME    LINE NAME',     -

```

ROUTCDE=2,	ROUTING CODE-
DESC=7,	DESCRIPTOR CODE-
SUPP=NEVER,	SUPPRESSION CODE-
OPT=NOBLKSUP	MESSAGE PROCESSING OPTIONS
USSMSG MSG=IST840I,	MESSAGE ID-
TEXT='IST840I % (2)',	-
ROUTCDE=2,	ROUTING CODE-
DESC=7,	DESCRIPTOR CODE-
SUPP=NEVER,	SUPPRESSION CODE-
OPT=NOBLKSUP	MESSAGE PROCESSING OPTIONS
USSMSG MSG=IST841I,	MESSAGE ID-
TEXT='IST841I NO RESOURCES ARE BEING TRACED FOR %',	-
ROUTCDE=2,	ROUTING CODE-
DESC=5,	DESCRIPTOR CODE-
SUPP=NEVER,	SUPPRESSION CODE-
OPT=BLKSUP	MESSAGE PROCESSING OPTIONS
USSMSG MSG=IST842I,	MESSAGE ID-
TEXT='IST842I UNABLE TO FIND BUFFERS IN % POOL - DUMP IN-	-
PROGRESS',	-
ROUTCDE=2,	ROUTING CODE-
DESC=5,	DESCRIPTOR CODE-
SUPP=NORM,	SUPPRESSION CODE-
OPT=BLKSUP	MESSAGE PROCESSING OPTIONS
USSMSG MSG=IST844I,	MESSAGE ID-
TEXT='IST844I VTAM START REJECTED - % IS DUPLICATE NAME'-	-
,ROUTCDE=2,	ROUTING CODE-
DESC=5,	DESCRIPTOR CODE-
SUPP=NEVER,	SUPPRESSION CODE-
OPT=BLKSUP	MESSAGE PROCESSING OPTIONS
USSMSG MSG=IST845I,	MESSAGE ID-
TEXT='IST845I X.25 DIAGNOSTIC PACKET %, (2)',	-
ROUTCDE=2,	ROUTING CODE-
DESC=4,	DESCRIPTOR CODE-
SUPP=WARN,	SUPPRESSION CODE-
OPT=BLKSUP	MESSAGE PROCESSING OPTIONS
USSMSG MSG=IST846I,	MESSAGE ID-
TEXT='IST846I REAL I/O NOT SUPPORTED BECAUSE %',	-
ROUTCDE=2,	ROUTING CODE-
DESC=5,	DESCRIPTOR CODE-
SUPP=INFO,	SUPPRESSION CODE-
OPT=BLKSUP	MESSAGE PROCESSING OPTIONS
USSMSG MSG=IST849I,	MESSAGE ID-
TEXT='IST849I % INCONSISTENT WITH USE OF (2) IN (3)',	-
ROUTCDE=2,	ROUTING CODE-
DESC=5,	DESCRIPTOR CODE-
SUPP=WARN,	SUPPRESSION CODE-
OPT=BLKSUP	MESSAGE PROCESSING OPTIONS
USSMSG MSG=IST860I,	MESSAGE ID-
TEXT='IST860I DEACTIVATION OF % INCOMPLETE - INSUFFICIEN-	-
T STORAGE',	-
ROUTCDE=2,	ROUTING CODE-
DESC=5,	DESCRIPTOR CODE-
SUPP=WARN,	SUPPRESSION CODE-
OPT=BLKSUP	MESSAGE PROCESSING OPTIONS
USSMSG MSG=IST861I,	MESSAGE ID-
TEXT='IST861I MODETAB=% USSTAB=(2) LOGTAB=(3)',	-
ROUTCDE=2,	ROUTING CODE-
DESC=5,	DESCRIPTOR CODE-
SUPP=NEVER,	SUPPRESSION CODE-
OPT=BLKSUP	MESSAGE PROCESSING OPTIONS
USSMSG MSG=IST862I,	MESSAGE ID-
TEXT='IST862I NETID = % COSTABLE = (2)',	-
ROUTCDE=2,	ROUTING CODE-
DESC=5,	DESCRIPTOR CODE-
SUPP=NEVER,	SUPPRESSION CODE-
OPT=NOBLKSUP	MESSAGE PROCESSING OPTIONS
USSMSG MSG=IST863I,	MESSAGE ID-
TEXT='IST863I MODIFY TABLE COMMAND FAILED-%',	-
ROUTCDE=2,	ROUTING CODE-
DESC=5,	DESCRIPTOR CODE-
SUPP=NEVER,	SUPPRESSION CODE-
OPT=BLKSUP	MESSAGE PROCESSING OPTIONS
USSMSG MSG=IST864I,	MESSAGE ID-
TEXT='IST864I NEWTAB=%, OLDTAB=(2), OPT=(3), TYPE=(4)-	-
,	-
ROUTCDE=2,	ROUTING CODE-
DESC=5,	DESCRIPTOR CODE-
SUPP=NEVER,	SUPPRESSION CODE-
OPT=BLKSUP	MESSAGE PROCESSING OPTIONS
USSMSG MSG=IST865I,	MESSAGE ID-
TEXT='IST865I % COMMAND COMPLETE-(2)',	-
ROUTCDE=2,	ROUTING CODE-

DESC=5,	DESCRIPTOR CODE-
SUPP=NEVER,	SUPPRESSION CODE-
OPT=BLKSUP	MESSAGE PROCESSING OPTIONS
USSMSG MSG=IST866I,	MESSAGE ID-
TEXT='IST866I % HAD NO EFFECT - %(2)',	-
ROUTCDE=2,	ROUTING CODE-
DESC=5,	DESCRIPTOR CODE-
SUPP=NEVER,	SUPPRESSION CODE-
OPT=BLKSUP	MESSAGE PROCESSING OPTIONS
USSMSG MSG=IST867I,	MESSAGE ID-
TEXT='IST867I SIT TRACE FOR % FAILED TO ACTIVATE',	-
ROUTCDE=2,	ROUTING CODE-
DESC=5,	DESCRIPTOR CODE-
SUPP=INFO,	SUPPRESSION CODE-
OPT=BLKSUP	MESSAGE PROCESSING OPTIONS
USSMSG MSG=IST869I,	MESSAGE ID-
TEXT='IST869I USERID = %',	-
ROUTCDE=2,	ROUTING CODE-
DESC=5,	DESCRIPTOR CODE-
SUPP=NEVER,	SUPPRESSION CODE-
OPT=BLKSUP	MESSAGE PROCESSING OPTIONS
USSMSG MSG=IST870I,	MESSAGE ID-
TEXT='IST870I NETWORK ADDRESS RECEIVED FOR % IN USE BY %-(2)',	-
ROUTCDE=2,	ROUTING CODE-
DESC=5,	DESCRIPTOR CODE-
SUPP=NORM,	SUPPRESSION CODE-
OPT=BLKSUP	MESSAGE PROCESSING OPTIONS
USSMSG MSG=IST871I,	MESSAGE ID-
TEXT='IST871I RESOURCE % %(2)',	-
ROUTCDE=2,	ROUTING CODE-
DESC=5,	DESCRIPTOR CODE-
SUPP=NORM,	SUPPRESSION CODE-
OPT=BLKSUP	MESSAGE PROCESSING OPTIONS
USSMSG MSG=IST872I,	MESSAGE ID-
TEXT='IST872I DR MOVE MISMATCH DETECTED FOR %',	-
ROUTCDE=2,	ROUTING CODE-
DESC=5,	DESCRIPTOR CODE-
SUPP=NORM,	SUPPRESSION CODE-
OPT=BLKSUP	MESSAGE PROCESSING OPTIONS
USSMSG MSG=IST873I,	MESSAGE ID-
TEXT='IST873I PLU SLU	-
SID STATUS',	-
ROUTCDE=2,	ROUTING CODE-
DESC=5,	DESCRIPTOR CODE-
SUPP=NEVER,	SUPPRESSION CODE-
OPT=NOBLKSUP	MESSAGE PROCESSING OPTIONS
USSMSG MSG=IST874I,	MESSAGE ID-
TEXT='IST874I % %(2) %(3) %(4)',	-
ROUTCDE=2,	ROUTING CODE-
DESC=5,	DESCRIPTOR CODE-
SUPP=NEVER,	SUPPRESSION CODE-
OPT=NOBLKSUP	MESSAGE PROCESSING OPTIONS
USSMSG MSG=IST875I,	MESSAGE ID-
TEXT='IST875I % TOWARDS %(2) = %(3) %(4)',	-
ROUTCDE=2,	ROUTING CODE-
DESC=5,	DESCRIPTOR CODE-
SUPP=NEVER,	SUPPRESSION CODE-
OPT=NOBLKSUP	MESSAGE PROCESSING OPTIONS
USSMSG MSG=IST876I,	MESSAGE ID-
TEXT='IST876I SIGNALS NEEDED TO COMPLETE SESSION %',	-
ROUTCDE=2,	ROUTING CODE-
DESC=5,	DESCRIPTOR CODE-
SUPP=NEVER,	SUPPRESSION CODE-
OPT=NOBLKSUP	MESSAGE PROCESSING OPTIONS
USSMSG MSG=IST877I,	MESSAGE ID-
TEXT='IST877I % %(2) %(3) %(4)',	-
ROUTCDE=2,	ROUTING CODE-
DESC=5,	DESCRIPTOR CODE-
SUPP=NEVER,	SUPPRESSION CODE-
OPT=BLKSUP	MESSAGE PROCESSING OPTIONS
USSMSG MSG=IST878I,	MESSAGE ID-
TEXT='IST878I NUMBER OF % SESSIONS = %(2)',	-
ROUTCDE=2,	ROUTING CODE-
DESC=5,	DESCRIPTOR CODE-
SUPP=NEVER,	SUPPRESSION CODE-
OPT=NOBLKSUP	MESSAGE PROCESSING OPTIONS
USSMSG MSG=IST879I,	MESSAGE ID-
TEXT='IST879I % REAL = %(2) ALIAS = %(3)',	-
ROUTCDE=2,	ROUTING CODE-
DESC=5,	DESCRIPTOR CODE-
SUPP=NEVER,	SUPPRESSION CODE-


```

      OPT=NOBLKSUP                MESSAGE PROCESSING OPTIONS
USSMSG MSG=IST880I,                MESSAGE ID-
      TEXT='IST880I SETUP STATUS = %          %(2)', -
      ROUTCDE=2,                    ROUTING CODE-
      DESC=5,                        DESCRIPTOR CODE-
      SUPP=NEVER,                    SUPPRESSION CODE-
      OPT=NOBLKSUP                MESSAGE PROCESSING OPTIONS
USSMSG MSG=IST881I,                MESSAGE ID-
      TEXT='IST881I % LINK STATION %(2)', -
      ROUTCDE=2,                    ROUTING CODE-
      DESC=5,                        DESCRIPTOR CODE-
      SUPP=NORM,                    SUPPRESSION CODE-
      OPT=BLKSUP                  MESSAGE PROCESSING OPTIONS
USSMSG MSG=IST882I,                MESSAGE ID-
      TEXT='IST882I WAITING FOR DEVICE END FROM DEVICE', -
      ROUTCDE=2,                    ROUTING CODE-
      DESC=5,                        DESCRIPTOR CODE-
      SUPP=NORM,                    SUPPRESSION CODE-
      OPT=BLKSUP                  MESSAGE PROCESSING OPTIONS
USSMSG MSG=IST883I,                MESSAGE ID-
      TEXT='IST883I % OF SAW BUFFERS USED %(2)', -
      ROUTCDE=2,                    ROUTING CODE-
      DESC=5,                        DESCRIPTOR CODE-
      SUPP=NEVER,                    SUPPRESSION CODE-
      OPT=BLKSUP                  MESSAGE PROCESSING OPTIONS
USSMSG MSG=IST886I,                MESSAGE ID-
      TEXT='IST886I % %(2) %(3) %(4) %(5) %(6) FAILED', -
      ROUTCDE=2,                    ROUTING CODE-
      DESC=5,                        DESCRIPTOR CODE-
      SUPP=NORM,                    SUPPRESSION CODE-
      OPT=BLKSUP                  MESSAGE PROCESSING OPTIONS
USSMSG MSG=IST887I,                MESSAGE ID-
      TEXT='IST887I NO COS TABLE FOR % - %(2) MAY BE USED', -
      ROUTCDE=2,                    ROUTING CODE-
      DESC=5,                        DESCRIPTOR CODE-
      SUPP=NEVER,                    SUPPRESSION CODE-
      OPT=BLKSUP                  MESSAGE PROCESSING OPTIONS
USSMSG MSG=IST888I,                MESSAGE ID-
      TEXT='IST888I ADDR + LENGTH VALUES EXCEED STORAGE - LENG-
      TH SET TO %', -
      ROUTCDE=2,                    ROUTING CODE-
      DESC=5,                        DESCRIPTOR CODE-
      SUPP=NEVER,                    SUPPRESSION CODE-
      OPT=BLKSUP                  MESSAGE PROCESSING OPTIONS
USSMSG MSG=IST889I,                MESSAGE ID-
      TEXT='IST889I SID = %', -
      ROUTCDE=8,                    ROUTING CODE-
      DESC=4,                        DESCRIPTOR CODE-
      SUPP=INFO,                    SUPPRESSION CODE-
      OPT=BLKSUP                  MESSAGE PROCESSING OPTIONS
USSMSG MSG=IST890I,                MESSAGE ID-
      TEXT='IST890I AUTOLOGON SESSION SETUP FAILED', -
      ROUTCDE=2,                    ROUTING CODE-
      DESC=5,                        DESCRIPTOR CODE-
      SUPP=SER,                      SUPPRESSION CODE-
      OPT=BLKSUP                  MESSAGE PROCESSING OPTIONS
USSMSG MSG=IST891I,                MESSAGE ID-
      TEXT='IST891I % GENERATED FAILURE NOTIFICATION', -
      ROUTCDE=8,                    ROUTING CODE-
      DESC=4,                        DESCRIPTOR CODE-
      SUPP=INFO,                    SUPPRESSION CODE-
      OPT=BLKSUP                  MESSAGE PROCESSING OPTIONS
USSMSG MSG=IST892I,                MESSAGE ID-
      TEXT='IST892I % ORIGINATED FAILURE NOTIFICATION', -
      ROUTCDE=8,                    ROUTING CODE-
      DESC=4,                        DESCRIPTOR CODE-
      SUPP=INFO,                    SUPPRESSION CODE-
      OPT=BLKSUP                  MESSAGE PROCESSING OPTIONS
USSMSG MSG=IST893I,                MESSAGE ID-
      TEXT='IST893I ORIGINAL FAILING REQUEST IS %', -
      ROUTCDE=8,                    ROUTING CODE-
      DESC=4,                        DESCRIPTOR CODE-
      SUPP=INFO,                    SUPPRESSION CODE-
      OPT=BLKSUP                  MESSAGE PROCESSING OPTIONS
USSMSG MSG=IST894I,                MESSAGE ID-
      TEXT='IST894I ADJSSCPS TRIED FAILURE SENSE ADJSSCPS T-
      RIED FAILURE SENSE', -
      ROUTCDE=8,                    ROUTING CODE-
      DESC=4,                        DESCRIPTOR CODE-
      SUPP=INFO,                    SUPPRESSION CODE-
      OPT=NOBLKSUP                MESSAGE PROCESSING OPTIONS
USSMSG MSG=IST895I,                MESSAGE ID-

```

```

TEXT='IST895I      %      %(2)      %(3)      %(4)', -
ROUTCDE=8,          ROUTING CODE-
DESC=4,             DESCRIPTOR CODE-
SUPP=INFO,          SUPPRESSION CODE-
OPT=NOBLKSUP        MESSAGE PROCESSING OPTIONS
USSMSG MSG=IST896I, MESSAGE ID-
TEXT='IST896I AUTOLOGON WILL BE RETRIED WHEN CONTROLLING-
PLU IS AVAILABLE', -
ROUTCDE=2,          ROUTING CODE-
DESC=5,             DESCRIPTOR CODE-
SUPP=INFO,          SUPPRESSION CODE-
OPT=BLKSUP          MESSAGE PROCESSING OPTIONS
USSMSG MSG=IST897I, MESSAGE ID-
TEXT='IST897I % OF %(2) %(3) STARTED', -
ROUTCDE=2,          ROUTING CODE-
DESC=5,             DESCRIPTOR CODE-
SUPP=INFO,          SUPPRESSION CODE-
OPT=BLKSUP          MESSAGE PROCESSING OPTIONS
USSMSG MSG=IST898I, MESSAGE ID-
TEXT='IST898I GWSELECT = %', -
ROUTCDE=8,          ROUTING CODE-
DESC=5,             DESCRIPTOR CODE-
SUPP=NEVER,         SUPPRESSION CODE-
OPT=NOBLKSUP        MESSAGE PROCESSING OPTIONS
USSMSG MSG=IST899I, MESSAGE ID-
TEXT='IST899I RETRY OF AUTOLOGON(S) TO % %(2)', -
ROUTCDE=2,          ROUTING CODE-
DESC=5,             DESCRIPTOR CODE-
SUPP=INFO,          SUPPRESSION CODE-
OPT=BLKSUP          MESSAGE PROCESSING OPTIONS
USSMSG MSG=IST900I, MESSAGE ID-
TEXT='IST900I TRACE PRINT UTILITY STARTED', -
ROUTCDE=2,          ROUTING CODE-
DESC=5,             DESCRIPTOR CODE-
SUPP=INFO,          SUPPRESSION CODE-
OPT=BLKSUP          MESSAGE PROCESSING OPTIONS
USSMSG MSG=IST901A, MESSAGE ID-
TEXT='IST901A ''PRINT'' OR ''CANCEL'' MISSING - REENTER -
LINE', -
ROUTCDE=2,          ROUTING CODE-
DESC=5,             DESCRIPTOR CODE-
SUPP=NEVER,         SUPPRESSION CODE-
OPT=BLKSUP          MESSAGE PROCESSING OPTIONS
USSMSG MSG=IST902A, MESSAGE ID-
TEXT='IST902A INVALID PRINT OPTION - REENTER LINE', -
ROUTCDE=2,          ROUTING CODE-
DESC=5,             DESCRIPTOR CODE-
SUPP=NEVER,         SUPPRESSION CODE-
OPT=BLKSUP          MESSAGE PROCESSING OPTIONS
USSMSG MSG=IST903A, MESSAGE ID-
TEXT='IST903A INVALID PRINT NODENAME - REENTER LINE', -
ROUTCDE=2,          ROUTING CODE-
DESC=5,             DESCRIPTOR CODE-
SUPP=NEVER,         SUPPRESSION CODE-
OPT=BLKSUP          MESSAGE PROCESSING OPTIONS
USSMSG MSG=IST904A, MESSAGE ID-
TEXT='IST904A MAXIMUM OF 50 NODENAMES - ENTER ADDITIONAL-
OPTIONS', -
ROUTCDE=2,          ROUTING CODE-
DESC=5,             DESCRIPTOR CODE-
SUPP=NEVER,         SUPPRESSION CODE-
OPT=BLKSUP          MESSAGE PROCESSING OPTIONS
USSMSG MSG=IST905A, MESSAGE ID-
TEXT='IST905A ENTER TRACE PRINT OPTIONS OR ''CANCEL'', -
ROUTCDE=2,          ROUTING CODE-
DESC=5,             DESCRIPTOR CODE-
SUPP=NEVER,         SUPPRESSION CODE-
OPT=BLKSUP          MESSAGE PROCESSING OPTIONS
USSMSG MSG=IST906A, MESSAGE ID-
TEXT='IST906A ENTER ADDITIONAL OPTIONS OR ''CANCEL'', -
ROUTCDE=2,          ROUTING CODE-
DESC=5,             DESCRIPTOR CODE-
SUPP=NEVER,         SUPPRESSION CODE-
OPT=BLKSUP          MESSAGE PROCESSING OPTIONS
USSMSG MSG=IST907A, MESSAGE ID-
TEXT='IST907A SNAPSHOT MODE TPRINT? ENTER Y OR N', -
ROUTCDE=2,          ROUTING CODE-
DESC=5,             DESCRIPTOR CODE-
SUPP=NEVER,         SUPPRESSION CODE-
OPT=BLKSUP          MESSAGE PROCESSING OPTIONS
USSMSG MSG=IST908A, MESSAGE ID-
TEXT='IST908A OFFLINE MODE TPRINT? ENTER Y OR N', -

```

ROUTCDE=2,	ROUTING CODE-
DESC=5,	DESCRIPTOR CODE-
SUPP=NEVER,	SUPPRESSION CODE-
OPT=BLKSUP	MESSAGE PROCESSING OPTIONS
USSMSG MSG=IST909A,	MESSAGE ID-
TEXT='IST909A INVALID INTERVAL SPECIFIED - REENTER LINE'	-
,ROUTCDE=2,	ROUTING CODE-
DESC=5,	DESCRIPTOR CODE-
SUPP=NEVER,	SUPPRESSION CODE-
OPT=BLKSUP	MESSAGE PROCESSING OPTIONS
USSMSG MSG=IST910I,	MESSAGE ID-
TEXT='IST910I TRACE PRINT UTILITY ENDED',	-
ROUTCDE=2,	ROUTING CODE-
DESC=5,	DESCRIPTOR CODE-
SUPP=INFO,	SUPPRESSION CODE-
OPT=BLKSUP	MESSAGE PROCESSING OPTIONS
USSMSG MSG=IST911I,	MESSAGE ID-
TEXT='IST911I TPRINT CANCELLED - INVALID SYS004 ASSIGNME-	-
NT',	-
ROUTCDE=2,	ROUTING CODE-
DESC=5,	DESCRIPTOR CODE-
SUPP=INFO,	SUPPRESSION CODE-
OPT=BLKSUP	MESSAGE PROCESSING OPTIONS
USSMSG MSG=IST912I,	MESSAGE ID-
TEXT='IST912I TPRINT CANCELLED - VTAM TERMINATION IN PRO-	-
GRESS',	-
ROUTCDE=2,	ROUTING CODE-
DESC=5,	DESCRIPTOR CODE-
SUPP=INFO,	SUPPRESSION CODE-
OPT=BLKSUP	MESSAGE PROCESSING OPTIONS
USSMSG MSG=IST913I,	MESSAGE ID-
TEXT='IST913I TPRINT CANCELLED - ALREADY IN PROGRESS',	-
ROUTCDE=2,	ROUTING CODE-
DESC=5,	DESCRIPTOR CODE-
SUPP=INFO,	SUPPRESSION CODE-
OPT=BLKSUP	MESSAGE PROCESSING OPTIONS
USSMSG MSG=IST914I,	MESSAGE ID-
TEXT='IST914I TPRINT EDITING OFFLINE FILE ON SYS004',	-
ROUTCDE=2,	ROUTING CODE-
DESC=5,	DESCRIPTOR CODE-
SUPP=INFO,	SUPPRESSION CODE-
OPT=BLKSUP	MESSAGE PROCESSING OPTIONS
USSMSG MSG=IST915I,	MESSAGE ID-
TEXT='IST915I TRACE RECORDING SUSPENDED FOR ONLINE TPRIN-	-
T',	-
ROUTCDE=2,	ROUTING CODE-
DESC=5,	DESCRIPTOR CODE-
SUPP=INFO,	SUPPRESSION CODE-
OPT=BLKSUP	MESSAGE PROCESSING OPTIONS
USSMSG MSG=IST916I,	MESSAGE ID-
TEXT='IST916I SNAPSHOT TPRINT PROCEEDING - NO FILE PROVI-	-
DED',	-
ROUTCDE=2,	ROUTING CODE-
DESC=5,	DESCRIPTOR CODE-
SUPP=INFO,	SUPPRESSION CODE-
OPT=BLKSUP	MESSAGE PROCESSING OPTIONS
USSMSG MSG=IST917I,	MESSAGE ID-
TEXT='IST917I RECORDS MISSING ON TRACE FILE',	-
ROUTCDE=2,	ROUTING CODE-
DESC=5,	DESCRIPTOR CODE-
SUPP=INFO,	SUPPRESSION CODE-
OPT=BLKSUP	MESSAGE PROCESSING OPTIONS
USSMSG MSG=IST918A,	MESSAGE ID-
TEXT='IST918A INVALID CLEAR OPTION - REENTER LINE',	-
ROUTCDE=2,	ROUTING CODE-
DESC=5,	DESCRIPTOR CODE-
SUPP=NEVER,	SUPPRESSION CODE-
OPT=BLKSUP	MESSAGE PROCESSING OPTIONS
USSMSG MSG=IST919I,	MESSAGE ID-
TEXT='IST919I NODE % NO LONGER HAS CONTROLLING LU %(2)',	-
ROUTCDE=2,	ROUTING CODE-
DESC=5,	DESCRIPTOR CODE-
SUPP=NORM,	SUPPRESSION CODE-
OPT=BLKSUP	MESSAGE PROCESSING OPTIONS
USSMSG MSG=IST920I,	MESSAGE ID-
TEXT='IST920I % %(2) %(3) BUFF SIZE %(4) EXP INCR-	-
EMENT %(5)',	-
ROUTCDE=2,	ROUTING CODE-
DESC=5,	DESCRIPTOR CODE-
SUPP=NEVER,	SUPPRESSION CODE-
OPT=NOBLKSUP	MESSAGE PROCESSING OPTIONS
USSMSG MSG=IST921I,	MESSAGE ID-

```

TEXT='IST921I          TIMES EXP % EXP/CONT THRESH %(2-
) / %(3)',
ROUTCDE=2,          ROUTING CODE-
DESC=5,             DESCRIPTOR CODE-
SUPP=NEVER,         SUPPRESSION CODE-
OPT=NOBLKSUP        MESSAGE PROCESSING OPTIONS
USSMSG MSG=IST922I,  MESSAGE ID-
TEXT='IST922I          CURR TOTAL % CURR AVAILABLE %(2)-
',
ROUTCDE=2,          ROUTING CODE-
DESC=5,             DESCRIPTOR CODE-
SUPP=NEVER,         SUPPRESSION CODE-
OPT=NOBLKSUP        MESSAGE PROCESSING OPTIONS
USSMSG MSG=IST923I,  MESSAGE ID-
TEXT='IST923I          MAX TOTAL % MAX USED          %(2)-
',
ROUTCDE=2,          ROUTING CODE-
DESC=5,             DESCRIPTOR CODE-
SUPP=NEVER,         SUPPRESSION CODE-
OPT=NOBLKSUP        MESSAGE PROCESSING OPTIONS
USSMSG MSG=IST924I,  MESSAGE ID-
TEXT='IST924I -----
-----',
ROUTCDE=2,          ROUTING CODE-
DESC=5,             DESCRIPTOR CODE-
SUPP=NEVER,         SUPPRESSION CODE-
OPT=NOBLKSUP        MESSAGE PROCESSING OPTIONS
USSMSG MSG=IST925I,  MESSAGE ID-
TEXT='IST925I DYNAMIC PATH DEFINITION % STATUS = %(2)', -
ROUTCDE=2,          ROUTING CODE-
DESC=5,             DESCRIPTOR CODE-
SUPP=NEVER,         SUPPRESSION CODE-
OPT=BLKSUP          MESSAGE PROCESSING OPTIONS
USSMSG MSG=IST926I,  MESSAGE ID-
TEXT='IST926I PATH FOR % IGNORED - NODE %(2) NOT FOUND/I-
NVALID',
ROUTCDE=2,          ROUTING CODE-
DESC=5,             DESCRIPTOR CODE-
SUPP=NORM,          SUPPRESSION CODE-
OPT=BLKSUP          MESSAGE PROCESSING OPTIONS
USSMSG MSG=IST927I,  MESSAGE ID-
TEXT='IST927I ERROR FOR % DSA %(2) %(3) CODE %(4)', -
ROUTCDE=2,          ROUTING CODE-
DESC=5,             DESCRIPTOR CODE-
SUPP=NORM,          SUPPRESSION CODE-
OPT=BLKSUP          MESSAGE PROCESSING OPTIONS
USSMSG MSG=IST928I,  MESSAGE ID-
TEXT='IST928I DELETER KEYWORD FOR % IGNORED', -
ROUTCDE=2,          ROUTING CODE-
DESC=5,             DESCRIPTOR CODE-
SUPP=NORM,          SUPPRESSION CODE-
OPT=BLKSUP          MESSAGE PROCESSING OPTIONS
USSMSG MSG=IST929I,  MESSAGE ID-
TEXT='IST929I LOAD OF DYNAMIC PATH DEFINITION % COMPLETE-
',
ROUTCDE=2,          ROUTING CODE-
DESC=5,             DESCRIPTOR CODE-
SUPP=NORM,          SUPPRESSION CODE-
OPT=BLKSUP          MESSAGE PROCESSING OPTIONS
USSMSG MSG=IST930I,  MESSAGE ID-
TEXT='IST930I % - %(2) SESSION USING %(3) OF %(4)BUF', -
ROUTCDE=2,          ROUTING CODE-
DESC=5,             DESCRIPTOR CODE-
SUPP=NEVER,         SUPPRESSION CODE-
OPT=BLKSUP          MESSAGE PROCESSING OPTIONS
USSMSG MSG=IST931I,  MESSAGE ID-
TEXT='IST931I SYMPTOM STRING = %', -
ROUTCDE=8,          ROUTING CODE-
DESC=4,             DESCRIPTOR CODE-
SUPP=NEVER,         SUPPRESSION CODE-
OPT=BLKSUP          MESSAGE PROCESSING OPTIONS
USSMSG MSG=IST932E,  MESSAGE ID-
TEXT='IST932E FAILURE OCCURRED DURING TAKEOVER OF %, SEN-
SE=%(2)',
ROUTCDE=2,          ROUTING CODE-
DESC=3,             DESCRIPTOR CODE-
SUPP=SER,           SUPPRESSION CODE-
OPT=BLKSUP          MESSAGE PROCESSING OPTIONS
USSMSG MSG=IST933I,  MESSAGE ID-
TEXT='IST933I LOGMODE=%, COS=%(2) %(3)', -
ROUTCDE=2,          ROUTING CODE-
DESC=5,             DESCRIPTOR CODE-

```

```

SUPP=NEVER, SUPPRESSION CODE-
OPT=NOBLKSUP MESSAGE PROCESSING OPTIONS
USSMSG MSG=IST934I, MESSAGE ID-
TEXT='IST934I DLOGMOD=% USS LANGTAB=%(2)', -
ROUTCDE=2, ROUTING CODE-
DESC=5, DESCRIPTOR CODE-
SUPP=NEVER, SUPPRESSION CODE-
OPT=BLKSUP MESSAGE PROCESSING OPTIONS
USSMSG MSG=IST935I, MESSAGE ID-
TEXT='IST935I ORIGIN=%, NETID=%(2), ID=%(3)', -
ROUTCDE=2, ROUTING CODE-
DESC=5, DESCRIPTOR CODE-
SUPP=NEVER, SUPPRESSION CODE-
OPT=BLKSUP MESSAGE PROCESSING OPTIONS
USSMSG MSG=IST936I, MESSAGE ID-
TEXT='IST936I ANSWER MODE = %', -
ROUTCDE=2, ROUTING CODE-
DESC=5, DESCRIPTOR CODE-
SUPP=NEVER, SUPPRESSION CODE-
OPT=BLKSUP MESSAGE PROCESSING OPTIONS
USSMSG MSG=IST937A, MESSAGE ID-
TEXT='IST937A % CORRELATOR MISMATCH %(2) - %(3) REPLY ' -
RELOAD'', 'INACT'', OR 'IGNORE'', -
ROUTCDE=2, ROUTING CODE-
DESC=2, DESCRIPTOR CODE-
SUPP=NEVER, SUPPRESSION CODE-
OPT=BLKSUP MESSAGE PROCESSING OPTIONS
USSMSG MSG=IST938I, MESSAGE ID-
TEXT='IST938I OPEN ACB REJECTED, CANNOT LOAD %', -
ROUTCDE=2, ROUTING CODE-
DESC=5, DESCRIPTOR CODE-
SUPP=NEVER, SUPPRESSION CODE-
OPT=BLKSUP MESSAGE PROCESSING OPTIONS
USSMSG MSG=IST939I, MESSAGE ID-
TEXT='IST939I VARY NOLOGON HAD NO EFFECT - % NOT FOUND F-
OR %(2)', -
ROUTCDE=2, ROUTING CODE-
DESC=5, DESCRIPTOR CODE-
SUPP=SER, SUPPRESSION CODE-
OPT=BLKSUP MESSAGE PROCESSING OPTIONS
USSMSG MSG=IST940I, MESSAGE ID-
TEXT='IST940I %', -
ROUTCDE=8, ROUTING CODE-
DESC=4, DESCRIPTOR CODE-
SUPP=SER, SUPPRESSION CODE-
OPT=BLKSUP MESSAGE PROCESSING OPTIONS
USSMSG MSG=IST946I, MESSAGE ID-
TEXT='IST946I BASENO % GREATER OR EQUAL TO XPANLIM %(2) -
BUFFERS', -
ROUTCDE=2, ROUTING CODE-
DESC=5, DESCRIPTOR CODE-
SUPP=NEVER, SUPPRESSION CODE-
OPT=BLKSUP MESSAGE PROCESSING OPTIONS
USSMSG MSG=IST947I, MESSAGE ID-
TEXT='IST947I STATIC BUFFERING ASSUMED FOR % BUFFER POOL-
', -
ROUTCDE=2, ROUTING CODE-
DESC=5, DESCRIPTOR CODE-
SUPP=NEVER, SUPPRESSION CODE-
OPT=BLKSUP MESSAGE PROCESSING OPTIONS
USSMSG MSG=IST948I, MESSAGE ID-
TEXT='IST948I XPANLIM TOO SMALL FOR %BUF - CHANGED TO %(-
2) BUFFERS', -
ROUTCDE=2, ROUTING CODE-
DESC=5, DESCRIPTOR CODE-
SUPP=NEVER, SUPPRESSION CODE-
OPT=BLKSUP MESSAGE PROCESSING OPTIONS
USSMSG MSG=IST949I, MESSAGE ID-
TEXT='IST949I ISTMGC10 IN VTAMLIB % - VTAM PROCESSING CO-
NTINUES', -
ROUTCDE=2, ROUTING CODE-
DESC=5, DESCRIPTOR CODE-
SUPP=WARN, SUPPRESSION CODE-
OPT=BLKSUP MESSAGE PROCESSING OPTIONS
USSMSG MSG=IST950I, MESSAGE ID-
TEXT='IST950I VCNS=%', -
ROUTCDE=(2,8), ROUTING CODE-
DESC=5, DESCRIPTOR CODE-
SUPP=NEVER, SUPPRESSION CODE-
OPT=BLKSUP MESSAGE PROCESSING OPTIONS
USSMSG MSG=IST951I, MESSAGE ID-
TEXT='IST951I DISPLAY DISK INFORMATION FOR %', -

```

	ROUTCDE=2,		ROUTING CODE-
	DESC=5,		DESCRIPTOR CODE-
	SUPP=NEVER,		SUPPRESSION CODE-
	OPT=BLKSUP	MESSAGE PROCESSING OPTIONS	
USSMSG	MSG=IST952I,	MESSAGE ID-	
	TEXT='IST952I DUMP NAME DATE TIME',	-	
	ROUTCDE=2,	ROUTING CODE-	
	DESC=5,	DESCRIPTOR CODE-	
	SUPP=NEVER,	SUPPRESSION CODE-	
	OPT=NOBLKSUP	MESSAGE PROCESSING OPTIONS	
USSMSG	MSG=IST953I,	MESSAGE ID-	
	TEXT='IST953I % (2) (3)',	-	
	ROUTCDE=2,	ROUTING CODE-	
	DESC=5,	DESCRIPTOR CODE-	
	SUPP=NEVER,	SUPPRESSION CODE-	
	OPT=NOBLKSUP	MESSAGE PROCESSING OPTIONS	
USSMSG	MSG=IST954I,	MESSAGE ID-	
	TEXT='IST954I LOAD MODULE DATE TIME STORE STATU-	-	
	S %',		
	ROUTCDE=2,	ROUTING CODE-	
	DESC=5,	DESCRIPTOR CODE-	
	SUPP=NEVER,	SUPPRESSION CODE-	
	OPT=NOBLKSUP	MESSAGE PROCESSING OPTIONS	
USSMSG	MSG=IST955I,	MESSAGE ID-	
	TEXT='IST955I % (2) (3) (4) (5)',	-	
	ROUTCDE=2,	ROUTING CODE-	
	DESC=5,	DESCRIPTOR CODE-	
	SUPP=NEVER,	SUPPRESSION CODE-	
	OPT=NOBLKSUP	MESSAGE PROCESSING OPTIONS	
USSMSG	MSG=IST956I,	MESSAGE ID-	
	TEXT='IST956I % SAP=%(2) MAC=%(3) (4) (5)',	-	
	ROUTCDE=2,	ROUTING CODE-	
	DESC=5,	DESCRIPTOR CODE-	
	SUPP=NEVER,	SUPPRESSION CODE-	
	OPT=BLKSUP	MESSAGE PROCESSING OPTIONS	
USSMSG	MSG=IST957I,	MESSAGE ID-	
	TEXT='IST957I NO NCP LOAD MODULE OR DUMP ON DISK',	-	
	ROUTCDE=2,	ROUTING CODE-	
	DESC=5,	DESCRIPTOR CODE-	
	SUPP=NEVER,	SUPPRESSION CODE-	
	OPT=BLKSUP	MESSAGE PROCESSING OPTIONS	
USSMSG	MSG=IST958I,	MESSAGE ID-	
	TEXT='IST958I INBND=% OUTBND=%(2) PENDING=%(3) ATTN=%(4)-	-	
	CUA=%(5)',		
	ROUTCDE=2,	ROUTING CODE-	
	DESC=5,	DESCRIPTOR CODE-	
	SUPP=NEVER,	SUPPRESSION CODE-	
	OPT=BLKSUP	MESSAGE PROCESSING OPTIONS	
USSMSG	MSG=IST959I,	MESSAGE ID-	
	TEXT='IST959I INVALID PIU RECEIVED FROM % - VARY INACT S-	-	
	CHEDULED',		
	ROUTCDE=2,	ROUTING CODE-	
	DESC=5,	DESCRIPTOR CODE-	
	SUPP=WARN,	SUPPRESSION CODE-	
	OPT=NOBLKSUP	MESSAGE PROCESSING OPTIONS	
USSMSG	MSG=IST960I,	MESSAGE ID-	
	TEXT='IST960I DISPLAY TABLE FAILED-%',	-	
	ROUTCDE=2,	ROUTING CODE-	
	DESC=5,	DESCRIPTOR CODE-	
	SUPP=SER,	SUPPRESSION CODE-	
	OPT=BLKSUP	MESSAGE PROCESSING OPTIONS	
USSMSG	MSG=IST961I,	MESSAGE ID-	
	TEXT='IST961I % OF (2) (3) FAILED',	-	
	ROUTCDE=2,	ROUTING CODE-	
	DESC=3,	DESCRIPTOR CODE-	
	SUPP=NEVER,	SUPPRESSION CODE-	
	OPT=BLKSUP	MESSAGE PROCESSING OPTIONS	
USSMSG	MSG=IST962I,	MESSAGE ID-	
	TEXT='IST962I INOP X''%' RECEIVED FOR PU UNDER SWITCHED-	-	
	LINE (2)',		
	ROUTCDE=8,	ROUTING CODE-	
	DESC=4,	DESCRIPTOR CODE-	
	SUPP=INFO,	SUPPRESSION CODE-	
	OPT=BLKSUP	MESSAGE PROCESSING OPTIONS	
USSMSG	MSG=IST963I,	MESSAGE ID-	
	TEXT='IST963I LOAD MODULE = %',	-	
	ROUTCDE=2,	ROUTING CODE-	
	DESC=3,	DESCRIPTOR CODE-	
	SUPP=NEVER,	SUPPRESSION CODE-	
	OPT=BLKSUP	MESSAGE PROCESSING OPTIONS	
USSMSG	MSG=IST965I,	MESSAGE ID-	
	TEXT='IST965I AUTO DUMP/LOAD: %',	-	

ROUTCDE=2,	ROUTING CODE-
DESC=3,	DESCRIPTOR CODE-
SUPP=NEVER,	SUPPRESSION CODE-
OPT=BLKSUP	MESSAGE PROCESSING OPTIONS
USSMSG MSG=IST966I,	MESSAGE ID-
TEXT='IST966I USER=VCNS',	-
ROUTCDE=(2,8),	ROUTING CODE-
DESC=5,	DESCRIPTOR CODE-
SUPP=NEVER,	SUPPRESSION CODE-
OPT=BLKSUP	MESSAGE PROCESSING OPTIONS
USSMSG MSG=IST967I,	MESSAGE ID-
TEXT='IST967I % FAILED FOR %(2); RC %(3) RS %(4)',	-
ROUTCDE=2,	ROUTING CODE-
DESC=4,	DESCRIPTOR CODE-
SUPP=WARN,	SUPPRESSION CODE-
OPT=BLKSUP	MESSAGE PROCESSING OPTIONS
USSMSG MSG=IST968I,	MESSAGE ID-
TEXT='IST968I INTERFACE INITIALIZATION FAILED-REASON %',	-
ROUTCDE=2,	ROUTING CODE-
DESC=4,	DESCRIPTOR CODE-
SUPP=WARN,	SUPPRESSION CODE-
OPT=BLKSUP	MESSAGE PROCESSING OPTIONS
USSMSG MSG=IST970I,	MESSAGE ID-
TEXT='IST970I LU-LU VERIFICATION ERROR % FOR %(2)',	-
ROUTCDE=2,	ROUTING CODE-
DESC=4,	DESCRIPTOR CODE-
SUPP=WARN,	SUPPRESSION CODE-
OPT=NOBLKSUP	MESSAGE PROCESSING OPTIONS
USSMSG MSG=IST971I,	MESSAGE ID-
TEXT='IST971I ADJ LINK STATION % USING LINE %(2) IN %(3)-	-
,	-
ROUTCDE=8,	ROUTING CODE-
DESC=5,	DESCRIPTOR CODE-
SUPP=NEVER,	SUPPRESSION CODE-
OPT=BLKSUP	MESSAGE PROCESSING OPTIONS
USSMSG MSG=IST972I,	MESSAGE ID-
TEXT='IST972I % TRACE FOR %(2) TERMINATED-%(3)',	-
ROUTCDE=2,	ROUTING CODE-
DESC=5,	DESCRIPTOR CODE-
SUPP=SER,	SUPPRESSION CODE-
OPT=BLKSUP	MESSAGE PROCESSING OPTIONS
USSMSG MSG=IST973I,	MESSAGE ID-
TEXT='IST973I USERVAR % CHANGED FROM %(2) TO %(3)',	-
ROUTCDE=2,	ROUTING CODE-
DESC=5,	DESCRIPTOR CODE-
SUPP=INFO,	SUPPRESSION CODE-
OPT=BLKSUP	MESSAGE PROCESSING OPTIONS
USSMSG MSG=IST974I,	MESSAGE ID-
TEXT='IST974I TPRINT CANCELLED - INSUFFICIENT STORAGE',	-
ROUTCDE=2,	ROUTING CODE-
DESC=5,	DESCRIPTOR CODE-
SUPP=INFO,	SUPPRESSION CODE-
OPT=BLKSUP	MESSAGE PROCESSING OPTIONS
USSMSG MSG=IST976I,	MESSAGE ID-
TEXT='IST976I ENTRY % DEFINED BUT NO %(2) DEFINED FOR %(-	-
3)',	-
ROUTCDE=2,	ROUTING CODE-
DESC=5,	DESCRIPTOR CODE-
SUPP=WARN,	SUPPRESSION CODE-
OPT=BLKSUP	MESSAGE PROCESSING OPTIONS
USSMSG MSG=IST977I,	MESSAGE ID-
TEXT='IST977I MDLTAB=% ASLTAB=%(2)',	-
ROUTCDE=2,	ROUTING CODE-
DESC=5,	DESCRIPTOR CODE-
SUPP=NEVER,	SUPPRESSION CODE-
OPT=BLKSUP	MESSAGE PROCESSING OPTIONS
USSMSG MSG=IST979I,	MESSAGE ID-
TEXT='IST979I BUILD FAILED FOR TABLE %',	-
ROUTCDE=2,	ROUTING CODE-
DESC=5,	DESCRIPTOR CODE-
SUPP=WARN,	SUPPRESSION CODE-
OPT=BLKSUP	MESSAGE PROCESSING OPTIONS
USSMSG MSG=IST981I,	MESSAGE ID-
TEXT='IST981I VTAM PRIVATE: CURRENT = %, MAXIMUM USED =	-
%(2)',	-
ROUTCDE=2,	ROUTING CODE-
DESC=5,	DESCRIPTOR CODE-
SUPP=NEVER,	SUPPRESSION CODE-
OPT=BLKSUP	MESSAGE PROCESSING OPTIONS
USSMSG MSG=IST982I,	MESSAGE ID-
TEXT='IST982I % %(2) REQUEST(S) PENDING TO SUBAREA %(3)'-	-
,ROUTCDE=8,	ROUTING CODE-

```

DESC=4,                                DESCRIPTOR CODE-
SUPP=INFO,                             SUPPRESSION CODE-
OPT=BLKSUP                             MESSAGE PROCESSING OPTIONS
USSMSG MSG=IST983E,                     MESSAGE ID-
TEXT='IST983E % MESSAGE QUEUE LIMIT EXCEEDED - FURTHER M-
ESSAGES WILL BE DISCARDED',            -
ROUTCDE=2,                             ROUTING CODE-
DESC=11,                               DESCRIPTOR CODE-
SUPP=NEVER,                            SUPPRESSION CODE-
OPT=BLKSUP                             MESSAGE PROCESSING OPTIONS
USSMSG MSG=IST984I,                     MESSAGE ID-
TEXT='IST984I USER EXIT % IS %(2)',    -
ROUTCDE=8,                             ROUTING CODE-
DESC=4,                               DESCRIPTOR CODE-
SUPP=NEVER,                            SUPPRESSION CODE-
OPT=BLKSUP                             MESSAGE PROCESSING OPTIONS
USSMSG MSG=IST985I,                     MESSAGE ID-
TEXT='IST985I USER EXIT % %(2) FAILED-CODE %(3)', -
ROUTCDE=8,                             ROUTING CODE-
DESC=4,                               DESCRIPTOR CODE-
SUPP=NEVER,                            SUPPRESSION CODE-
OPT=BLKSUP                             MESSAGE PROCESSING OPTIONS
USSMSG MSG=IST986I,                     MESSAGE ID-
TEXT='IST986I TABLE=% TYPE=%(2) USE COUNT=%(3)', -
ROUTCDE=2,                             ROUTING CODE-
DESC=5,                               DESCRIPTOR CODE-
SUPP=NEVER,                            SUPPRESSION CODE-
OPT=BLKSUP                             MESSAGE PROCESSING OPTIONS
USSMSG MSG=IST987I,                     MESSAGE ID-
TEXT='IST987I THE RESOURCES THAT USE THE TABLE ARE:', -
ROUTCDE=2,                             ROUTING CODE-
DESC=5,                               DESCRIPTOR CODE-
SUPP=NEVER,                            SUPPRESSION CODE-
OPT=BLKSUP                             MESSAGE PROCESSING OPTIONS
USSMSG MSG=IST988I,                     MESSAGE ID-
TEXT='IST988I % %(2) %(3) %(4) %(5) %(6)', -
ROUTCDE=2,                             ROUTING CODE-
DESC=5,                               DESCRIPTOR CODE-
SUPP=NEVER,                            SUPPRESSION CODE-
OPT=NOBLKSUP                           MESSAGE PROCESSING OPTIONS
USSMSG MSG=IST989I,                     MESSAGE ID-
TEXT='IST989I EXP LIMIT % BUFFS REQUESTED %(2-
)', -
ROUTCDE=2,                             ROUTING CODE-
DESC=5,                               DESCRIPTOR CODE-
SUPP=NEVER,                            SUPPRESSION CODE-
OPT=NOBLKSUP                           MESSAGE PROCESSING OPTIONS
USSMSG MSG=IST990E,                     MESSAGE ID-
TEXT='IST990E CORRELATOR MISMATCH FOR % IGNORED-ACTIVATI-
ON CONTINUES', -
ROUTCDE=2,                             ROUTING CODE-
DESC=3,                               DESCRIPTOR CODE-
SUPP=WARN,                             SUPPRESSION CODE-
OPT=BLKSUP                             MESSAGE PROCESSING OPTIONS
USSMSG MSG=IST991I,                     MESSAGE ID-
TEXT='IST991I CORRELATOR MISMATCH FOR % FOUND-RELOAD SCH-
EDULED', -
ROUTCDE=2,                             ROUTING CODE-
DESC=5,                               DESCRIPTOR CODE-
SUPP=WARN,                             SUPPRESSION CODE-
OPT=BLKSUP                             MESSAGE PROCESSING OPTIONS
USSMSG MSG=IST996I,                     MESSAGE ID-
TEXT='IST996I % %(2) %(3) PROGCK CODE %(4) %(5)', -
ROUTCDE=8,                             ROUTING CODE-
DESC=5,                               DESCRIPTOR CODE-
SUPP=NEVER,                            SUPPRESSION CODE-
OPT=BLKSUP                             MESSAGE PROCESSING OPTIONS
USSMSG MSG=IST997I,                     MESSAGE ID-
TEXT='IST997I % %(2) %(3) CANCEL CODE %(4) %(5)', -
ROUTCDE=8,                             ROUTING CODE-
DESC=5,                               DESCRIPTOR CODE-
SUPP=NEVER,                            SUPPRESSION CODE-
OPT=BLKSUP                             MESSAGE PROCESSING OPTIONS
USSMSG MSG=IST998E,                     MESSAGE ID-
TEXT='IST998E VTAM MESSAGE % ISSUED BUT DOES NOT EXIST', -
ROUTCDE=2,                             ROUTING CODE-
DESC=3,                               DESCRIPTOR CODE-
SUPP=NEVER,                            SUPPRESSION CODE-
OPT=BLKSUP                             MESSAGE PROCESSING OPTIONS
USSMSG MSG=IST999E,                     MESSAGE ID-
TEXT='IST999E VTAM MESSAGE LOST - INSUFFICIENT STORAGE', -
ROUTCDE=2,                             ROUTING CODE-

```


DESC=3,	DESCRIPTOR CODE-
SUPP=NEVER,	SUPPRESSION CODE-
OPT=BLKSUP	MESSAGE PROCESSING OPTIONS
USSMSG MSG=IST1000I,	MESSAGE ID-
TEXT='IST1000I STORAGE UNAVAILABLE IN %',	-
ROUTCDE=2,	ROUTING CODE-
DESC=5,	DESCRIPTOR CODE-
SUPP=NEVER,	SUPPRESSION CODE-
OPT=BLKSUP	MESSAGE PROCESSING OPTIONS
USSMSG MSG=IST1001I,	MESSAGE ID-
TEXT='IST1001I ID= % (2) (3)',	-
ROUTCDE=8,	ROUTING CODE-
DESC=5,	DESCRIPTOR CODE-
SUPP=NEVER,	SUPPRESSION CODE-
OPT=BLKSUP	MESSAGE PROCESSING OPTIONS
USSMSG MSG=IST1002I,	MESSAGE ID-
TEXT='IST1002I RCPRI=% RCSEC=%(2)',	-
ROUTCDE=8,	ROUTING CODE-
DESC=5,	DESCRIPTOR CODE-
SUPP=NEVER,	SUPPRESSION CODE-
OPT=NOBLKSUP	MESSAGE PROCESSING OPTIONS
USSMSG MSG=IST1003I,	MESSAGE ID-
TEXT='IST1003I % CNOS=%(2) DEFINE=%(3)',	-
ROUTCDE=8,	ROUTING CODE-
DESC=5,	DESCRIPTOR CODE-
SUPP=NEVER,	SUPPRESSION CODE-
OPT=NOBLKSUP	MESSAGE PROCESSING OPTIONS
USSMSG MSG=IST1004I,	MESSAGE ID-
TEXT='IST1004I % FOR (2) FAILED - (3)',	-
ROUTCDE=8,	ROUTING CODE-
DESC=5,	DESCRIPTOR CODE-
SUPP=NEVER,	SUPPRESSION CODE-
OPT=BLKSUP	MESSAGE PROCESSING OPTIONS
USSMSG MSG=IST1005I,	MESSAGE ID-
TEXT='IST1005I % (2) (3)',	-
ROUTCDE=8,	ROUTING CODE-
DESC=5,	DESCRIPTOR CODE-
SUPP=NEVER,	SUPPRESSION CODE-
OPT=NOBLKSUP	MESSAGE PROCESSING OPTIONS
USSMSG MSG=IST1006I,	MESSAGE ID-
TEXT='IST1006I % NAMES DEFINED (2) FOR (3)',	-
ROUTCDE=8,	ROUTING CODE-
DESC=5,	DESCRIPTOR CODE-
SUPP=NEVER,	SUPPRESSION CODE-
OPT=BLKSUP	MESSAGE PROCESSING OPTIONS
USSMSG MSG=IST1007I,	MESSAGE ID-
TEXT='IST1007I PARTNER = %, LOGMODE = (2)',	-
ROUTCDE=8,	ROUTING CODE-
DESC=5,	DESCRIPTOR CODE-
SUPP=NEVER,	SUPPRESSION CODE-
OPT=BLKSUP	MESSAGE PROCESSING OPTIONS
USSMSG MSG=IST1008I,	MESSAGE ID-
TEXT='IST1008I CONVID = %, STATUS = (2), ETIME = (3)',	-
ROUTCDE=8,	ROUTING CODE-
DESC=5,	DESCRIPTOR CODE-
SUPP=NEVER,	SUPPRESSION CODE-
OPT=BLKSUP	MESSAGE PROCESSING OPTIONS
USSMSG MSG=IST1009I,	MESSAGE ID-
TEXT='IST1009I SID = %, HPDT = (2)',	-
ROUTCDE=8,	ROUTING CODE-
DESC=5,	DESCRIPTOR CODE-
SUPP=NEVER,	SUPPRESSION CODE-
OPT=BLKSUP	MESSAGE PROCESSING OPTIONS
USSMSG MSG=IST1010I,	MESSAGE ID-
TEXT='IST1010I NO CONVERSATION(S) FOUND FOR %',	-
ROUTCDE=8,	ROUTING CODE-
DESC=5,	DESCRIPTOR CODE-
SUPP=NEVER,	SUPPRESSION CODE-
OPT=BLKSUP	MESSAGE PROCESSING OPTIONS
USSMSG MSG=IST1011I,	MESSAGE ID-
TEXT='IST1011I ENTRY % NOT FOUND IN (2) (3) FOR (4)',	-
ROUTCDE=2,	ROUTING CODE-
DESC=5,	DESCRIPTOR CODE-
SUPP=WARN,	SUPPRESSION CODE-
OPT=BLKSUP	MESSAGE PROCESSING OPTIONS
USSMSG MSG=IST1012I,	MESSAGE ID-
TEXT='IST1012I NO PARTNER LU(S) DEFINED FOR %',	-
ROUTCDE=8,	ROUTING CODE-
DESC=5,	DESCRIPTOR CODE-
SUPP=NEVER,	SUPPRESSION CODE-
OPT=BLKSUP	MESSAGE PROCESSING OPTIONS
USSMSG MSG=IST1013I,	MESSAGE ID-

```

TEXT='IST1013I NO LOGMODE(S) DEFINED IN LU % FOR %(2)', -
ROUTCDE=8, ROUTING CODE-
DESC=5, DESCRIPTOR CODE-
SUPP=NEVER, SUPPRESSION CODE-
OPT=BLKSUP MESSAGE PROCESSING OPTIONS
USSMSG MSG=IST1014I, MESSAGE ID-
TEXT='IST1014I % BUFFER POOL NOT BUILT-%(2)', -
ROUTCDE=2, ROUTING CODE-
DESC=5, DESCRIPTOR CODE-
SUPP=SER, SUPPRESSION CODE-
OPT=BLKSUP MESSAGE PROCESSING OPTIONS
USSMSG MSG=IST1015I, MESSAGE ID-
TEXT='IST1015I APPLICATION SUPPLIED %=%(2)', -
ROUTCDE=8, ROUTING CODE-
DESC=4, DESCRIPTOR CODE-
SUPP=SER, SUPPRESSION CODE-
OPT=BLKSUP MESSAGE PROCESSING OPTIONS
USSMSG MSG=IST1016I, MESSAGE ID-
TEXT='IST1016I DYNAMIC DEFINITION OF % FAILED', -
ROUTCDE=2, ROUTING CODE-
DESC=5, DESCRIPTOR CODE-
SUPP=INFO, SUPPRESSION CODE-
OPT=BLKSUP MESSAGE PROCESSING OPTIONS
USSMSG MSG=IST1017I, MESSAGE ID-
TEXT='IST1017I MODELS:', -
ROUTCDE=2, ROUTING CODE-
DESC=5, DESCRIPTOR CODE-
SUPP=NEVER, SUPPRESSION CODE-
OPT=BLKSUP MESSAGE PROCESSING OPTIONS
USSMSG MSG=IST1018I, MESSAGE ID-
TEXT='IST1018I MODEL MAJOR NODE = %', -
ROUTCDE=2, ROUTING CODE-
DESC=5, DESCRIPTOR CODE-
SUPP=NEVER, SUPPRESSION CODE-
OPT=BLKSUP MESSAGE PROCESSING OPTIONS
USSMSG MSG=IST1019I, MESSAGE ID-
TEXT='IST1019I USERVAR VALUE CLASS TYPE', -
EXIT APPC', -
ROUTCDE=8, ROUTING CODE-
DESC=5, DESCRIPTOR CODE-
SUPP=NEVER, SUPPRESSION CODE-
OPT=NOBLKSUP MESSAGE PROCESSING OPTIONS
USSMSG MSG=IST1020I, MESSAGE ID-
TEXT='IST1020I INSUFFICIENT STORAGE-DATA SPACE % FULL', -
ROUTCDE=2, ROUTING CODE-
DESC=5, DESCRIPTOR CODE-
SUPP=SER, SUPPRESSION CODE-
OPT=BLKSUP MESSAGE PROCESSING OPTIONS
USSMSG MSG=IST1021I, MESSAGE ID-
TEXT='IST1021I MEDIUM=%,ADAPNO=%(2),CUA=%(3),SNA SAP=%(4-
)', -
ROUTCDE=5, ROUTING CODE-
DESC=8, DESCRIPTOR CODE-
SUPP=NEVER, SUPPRESSION CODE-
OPT=BLKSUP MESSAGE PROCESSING OPTIONS
USSMSG MSG=IST1022I, MESSAGE ID-
TEXT='IST1022I WRBUF = %', -
ROUTCDE=2, ROUTING CODE-
DESC=4, DESCRIPTOR CODE-
SUPP=NEVER, SUPPRESSION CODE-
OPT=NOBLKSUP MESSAGE PROCESSING OPTIONS
USSMSG MSG=IST1023E, MESSAGE ID-
TEXT='IST1023E START I/O TIMEOUT OCCURRED FOR CUA=%', -
ROUTCDE=2, ROUTING CODE-
DESC=3, DESCRIPTOR CODE-
SUPP=SER, SUPPRESSION CODE-
OPT=BLKSUP MESSAGE PROCESSING OPTIONS
USSMSG MSG=IST1024I, MESSAGE ID-
TEXT='IST1024I I/O ERROR ON READ FOR CUA=%-BYTE COUNT MI-
SMATCH', -
ROUTCDE=4, ROUTING CODE-
DESC=2, DESCRIPTOR CODE-
SUPP=WARN, SUPPRESSION CODE-
OPT=BLKSUP MESSAGE PROCESSING OPTIONS
USSMSG MSG=IST1025I, MESSAGE ID-
TEXT='IST1025I CPS DEFINITION TABLE NAME=%', -
ROUTCDE=2, ROUTING CODE-
DESC=5, DESCRIPTOR CODE-
SUPP=NEVER, SUPPRESSION CODE-
OPT=BLKSUP MESSAGE PROCESSING OPTIONS
USSMSG MSG=IST1026I, MESSAGE ID-
TEXT='IST1026I SIGNAL=% DELAY=%(2) RETRY LIMIT=%(3)', -

```

ROUTCDE=2,	ROUTING CODE-
DESC=5,	DESCRIPTOR CODE-
SUPP=NEVER,	SUPPRESSION CODE-
OPT=BLKSUP	MESSAGE PROCESSING OPTIONS
USSMSG MSG=IST1027I,	MESSAGE ID-
TEXT='IST1027I CPS DEFINITION TABLE NOT LOADED',	-
ROUTCDE=2,	ROUTING CODE-
DESC=5,	DESCRIPTOR CODE-
SUPP=NEVER,	SUPPRESSION CODE-
OPT=BLKSUP	MESSAGE PROCESSING OPTIONS
USSMSG MSG=IST1028I,	MESSAGE ID-
TEXT='IST1028I %',	-
ROUTCDE=8,	ROUTING CODE-
DESC=4,	DESCRIPTOR CODE-
SUPP=SER,	SUPPRESSION CODE-
OPT=BLKSUP	MESSAGE PROCESSING OPTIONS
USSMSG MSG=IST1029I,	MESSAGE ID-
TEXT='IST1029I % (2) (3) (4) (5) (6)',	-
ROUTCDE=8,	ROUTING CODE-
DESC=5,	DESCRIPTOR CODE-
SUPP=NEVER,	SUPPRESSION CODE-
OPT=NOBLKSUP	MESSAGE PROCESSING OPTIONS
USSMSG MSG=IST1030I,	MESSAGE ID-
TEXT='IST1030I USERVAR EXIT IS %',	-
ROUTCDE=8,	ROUTING CODE-
DESC=5,	DESCRIPTOR CODE-
SUPP=NEVER,	SUPPRESSION CODE-
OPT=BLKSUP	MESSAGE PROCESSING OPTIONS
USSMSG MSG=IST1031I,	MESSAGE ID-
TEXT='IST1031I % COMMAND FAILED - (2): EXIT FAILURE, CO-	-
DE (3)',	-
ROUTCDE=8,	ROUTING CODE-
DESC=5,	DESCRIPTOR CODE-
SUPP=NEVER,	SUPPRESSION CODE-
OPT=BLKSUP	MESSAGE PROCESSING OPTIONS
USSMSG MSG=IST1032I,	MESSAGE ID-
TEXT='IST1032I % BUFFER SIZE TOO SMALL-SIZE MUST BE AT L-	-
EAST (2)',	-
ROUTCDE=8,	ROUTING CODE-
DESC=5,	DESCRIPTOR CODE-
SUPP=SER,	SUPPRESSION CODE-
OPT=BLKSUP	MESSAGE PROCESSING OPTIONS
USSMSG MSG=IST1033I,	MESSAGE ID-
TEXT='IST1033I % ALREADY DEFINED FOR APPC SESSIONS OF %(-	-
2)',	-
ROUTCDE=2,	ROUTING CODE-
DESC=5,	DESCRIPTOR CODE-
SUPP=NEVER,	SUPPRESSION CODE-
OPT=BLKSUP	MESSAGE PROCESSING OPTIONS
USSMSG MSG=IST1034I,	MESSAGE ID-
TEXT='IST1034I % ALREADY USING (2) FOR APPC SESSIONS',	-
ROUTCDE=2,	ROUTING CODE-
DESC=5,	DESCRIPTOR CODE-
SUPP=NEVER,	SUPPRESSION CODE-
OPT=BLKSUP	MESSAGE PROCESSING OPTIONS
USSMSG MSG=IST1035I,	MESSAGE ID-
TEXT='IST1035I ERROR WHILE % NETWORK (2) (3) GWN (4)'-	-
,ROUTCDE=8,	ROUTING CODE-
DESC=4,	DESCRIPTOR CODE-
SUPP=WARN,	SUPPRESSION CODE-
OPT=BLKSUP	MESSAGE PROCESSING OPTIONS
USSMSG MSG=IST1036I,	MESSAGE ID-
TEXT='IST1036I NODE ABEND-UNUSABLE RESOURCE IS %',	-
ROUTCDE=2,	ROUTING CODE-
DESC=2,	DESCRIPTOR CODE-
SUPP=SER,	SUPPRESSION CODE-
OPT=BLKSUP	MESSAGE PROCESSING OPTIONS
USSMSG MSG=IST1037I,	MESSAGE ID-
TEXT='IST1037I NODE ABEND-INOP REPORTED FOR %',	-
ROUTCDE=2,	ROUTING CODE-
DESC=2,	DESCRIPTOR CODE-
SUPP=SER,	SUPPRESSION CODE-
OPT=BLKSUP	MESSAGE PROCESSING OPTIONS
USSMSG MSG=IST1038I,	MESSAGE ID-
TEXT='IST1038I MODIFY NOTRACE REJECTED-VIT IS NOT WAITIN-	-
G TO TERMINATE',	-
ROUTCDE=2,	ROUTING CODE-
DESC=5,	DESCRIPTOR CODE-
SUPP=NEVER,	SUPPRESSION CODE-
OPT=BLKSUP	MESSAGE PROCESSING OPTIONS
USSMSG MSG=IST1039I,	MESSAGE ID-
TEXT='IST1039I % FOR ID=(2) FAILED-(3) SCHEDULED',	-

ROUTCDE=2,	ROUTING CODE-
DESC=5,	DESCRIPTOR CODE-
SUPP=NEVER,	SUPPRESSION CODE-
OPT=BLKSUP	MESSAGE PROCESSING OPTIONS
USSMSG MSG=IST1040I,	MESSAGE ID-
TEXT='IST1040I CONVERSATION(S) FOUND FOR %',	-
ROUTCDE=8,	ROUTING CODE-
DESC=5,	DESCRIPTOR CODE-
SUPP=NEVER,	SUPPRESSION CODE-
OPT=BLKSUP	MESSAGE PROCESSING OPTIONS
USSMSG MSG=IST1041I,	MESSAGE ID-
TEXT='IST1041I % %(2)',	-
ROUTCDE=2,	ROUTING CODE-
DESC=5,	DESCRIPTOR CODE-
SUPP=NEVER,	SUPPRESSION CODE-
OPT=NOBLKSUP	MESSAGE PROCESSING OPTIONS
USSMSG MSG=IST1042I,	MESSAGE ID-
TEXT='IST1042I % = %(2) %(3) %(4)',	-
ROUTCDE=2,	ROUTING CODE-
DESC=5,	DESCRIPTOR CODE-
SUPP=NEVER,	SUPPRESSION CODE-
OPT=NOBLKSUP	MESSAGE PROCESSING OPTIONS
USSMSG MSG=IST1043I,	MESSAGE ID-
TEXT='IST1043I CP NAME = % - CP NETID = %(2) - DYNAMIC L-	-
U = %(3)',	-
ROUTCDE=2,	ROUTING CODE-
DESC=5,	DESCRIPTOR CODE-
SUPP=NEVER,	SUPPRESSION CODE-
OPT=BLKSUP	MESSAGE PROCESSING OPTIONS
USSMSG MSG=IST1044I,	MESSAGE ID-
TEXT='IST1044I ALSLIST = % %(2) %(3) %(4)',	-
ROUTCDE=2,	ROUTING CODE-
DESC=5,	DESCRIPTOR CODE-
SUPP=NEVER,	SUPPRESSION CODE-
OPT=NOBLKSUP	MESSAGE PROCESSING OPTIONS
USSMSG MSG=IST1045I,	MESSAGE ID-
TEXT='IST1045I NODE TYPE = %',	-
ROUTCDE=2,	ROUTING CODE-
DESC=5,	DESCRIPTOR CODE-
SUPP=NORM,	SUPPRESSION CODE-
OPT=BLKSUP	MESSAGE PROCESSING OPTIONS
USSMSG MSG=IST1046I,	MESSAGE ID-
TEXT='IST1046I % %(2) ALSO EXISTS',	-
ROUTCDE=2,	ROUTING CODE-
DESC=5,	DESCRIPTOR CODE-
SUPP=NEVER,	SUPPRESSION CODE-
OPT=BLKSUP	MESSAGE PROCESSING OPTIONS
USSMSG MSG=IST1048I,	MESSAGE ID-
TEXT='IST1048I COMPRESSION LEVEL - INPUT = %, OUTPUT = %-	-
(2)',	-
ROUTCDE=2,	ROUTING CODE-
DESC=5,	DESCRIPTOR CODE-
SUPP=NEVER,	SUPPRESSION CODE-
OPT=BLKSUP	MESSAGE PROCESSING OPTIONS
USSMSG MSG=IST1049I,	MESSAGE ID-
TEXT='IST1049I PERCENT REDUCTION - INPUT = %, OUTPUT = %-	-
(2)',	-
ROUTCDE=2,	ROUTING CODE-
DESC=5,	DESCRIPTOR CODE-
SUPP=NEVER,	SUPPRESSION CODE-
OPT=BLKSUP	MESSAGE PROCESSING OPTIONS
USSMSG MSG=IST1050I,	MESSAGE ID-
TEXT='IST1050I MAXIMUM COMPRESSION LEVEL - INPUT = %, OU-	-
TPUT = %(2)',	-
ROUTCDE=2,	ROUTING CODE-
DESC=5,	DESCRIPTOR CODE-
SUPP=NEVER,	SUPPRESSION CODE-
OPT=BLKSUP	MESSAGE PROCESSING OPTIONS
USSMSG MSG=IST1051I,	MESSAGE ID-
TEXT='IST1051I EVENT CODE = %',	-
ROUTCDE=8,	ROUTING CODE-
DESC=4,	DESCRIPTOR CODE-
SUPP=INFO,	SUPPRESSION CODE-
OPT=BLKSUP	MESSAGE PROCESSING OPTIONS
USSMSG MSG=IST1052I,	MESSAGE ID-
TEXT='IST1052I SYNTAX ERROR AFTER %-ALL FURTHER OPTIONS -	-
IGNORED',	-
ROUTCDE=2,	ROUTING CODE-
DESC=5,	DESCRIPTOR CODE-
SUPP=NEVER,	SUPPRESSION CODE-
OPT=BLKSUP	MESSAGE PROCESSING OPTIONS
USSMSG MSG=IST1053I,	MESSAGE ID-

```

TEXT='IST1053I VALUE FOR % MUST BE ''YES'' OR ''NO''', -
ROUTCDE=2, ROUTING CODE-
DESC=5, DESCRIPTOR CODE-
SUPP=NEVER, SUPPRESSION CODE-
OPT=BLKSUP MESSAGE PROCESSING OPTIONS
USSMSG MSG=IST1054I, MESSAGE ID-
TEXT='IST1054I VALUE FOR % MUST BE BETWEEN %(2) AND %(3)-
', -
ROUTCDE=2, ROUTING CODE-
DESC=5, DESCRIPTOR CODE-
SUPP=NEVER, SUPPRESSION CODE-
OPT=BLKSUP MESSAGE PROCESSING OPTIONS
USSMSG MSG=IST1055I, MESSAGE ID-
TEXT='IST1055I VALUE FOR % MUST BE %(2)', -
ROUTCDE=2, ROUTING CODE-
DESC=5, DESCRIPTOR CODE-
SUPP=NEVER, SUPPRESSION CODE-
OPT=BLKSUP MESSAGE PROCESSING OPTIONS
USSMSG MSG=IST1056I, MESSAGE ID-
TEXT='IST1056I % PARAMETER %(2) MUST BE BETWEEN %(3) AND-
%(4)', -
ROUTCDE=2, ROUTING CODE-
DESC=5, DESCRIPTOR CODE-
SUPP=NEVER, SUPPRESSION CODE-
OPT=BLKSUP MESSAGE PROCESSING OPTIONS
USSMSG MSG=IST1057I, MESSAGE ID-
TEXT='IST1057I % IS ALSO A REAL RESOURCE', -
ROUTCDE=2, ROUTING CODE-
DESC=5, DESCRIPTOR CODE-
SUPP=NEVER, SUPPRESSION CODE-
OPT=BLKSUP MESSAGE PROCESSING OPTIONS
USSMSG MSG=IST1058I, MESSAGE ID-
TEXT='IST1058I MODEL LU GROUP = %, LUSEED = %(2)', -
ROUTCDE=2, ROUTING CODE-
DESC=5, DESCRIPTOR CODE-
SUPP=INFO, SUPPRESSION CODE-
OPT=BLKSUP MESSAGE PROCESSING OPTIONS
USSMSG MSG=IST1059I, MESSAGE ID-
TEXT='IST1059I MODEL NAME = %', -
ROUTCDE=2, ROUTING CODE-
DESC=5, DESCRIPTOR CODE-
SUPP=INFO, SUPPRESSION CODE-
OPT=BLKSUP MESSAGE PROCESSING OPTIONS
USSMSG MSG=IST1060I, MESSAGE ID-
TEXT='IST1060I LUGROUP MAJOR NODE = %', -
ROUTCDE=2, ROUTING CODE-
DESC=5, DESCRIPTOR CODE-
SUPP=INFO, SUPPRESSION CODE-
OPT=BLKSUP MESSAGE PROCESSING OPTIONS
USSMSG MSG=IST1061I, MESSAGE ID-
TEXT='IST1061I FAILURE OCCURRED ON % AT %(2)', -
ROUTCDE=2, ROUTING CODE-
DESC=5, DESCRIPTOR CODE-
SUPP=INFO, SUPPRESSION CODE-
OPT=BLKSUP MESSAGE PROCESSING OPTIONS
USSMSG MSG=IST1062I, MESSAGE ID-
TEXT='IST1062I EVENT ID = %', -
ROUTCDE=8, ROUTING CODE-
DESC=4, DESCRIPTOR CODE-
SUPP=INFO, SUPPRESSION CODE-
OPT=BLKSUP MESSAGE PROCESSING OPTIONS
USSMSG MSG=IST1063I, MESSAGE ID-
TEXT='IST1063I MODELS AFTER THE 255TH MODEL IN LUGROUP %-
IGNORED', -
ROUTCDE=2, ROUTING CODE-
DESC=5, DESCRIPTOR CODE-
SUPP=WARN, SUPPRESSION CODE-
OPT=BLKSUP MESSAGE PROCESSING OPTIONS
USSMSG MSG=IST1064I, MESSAGE ID-
TEXT='IST1064I TRACE IGNORED, % - STORAGE SHORTAGE', -
ROUTCDE=2, ROUTING CODE-
DESC=5, DESCRIPTOR CODE-
SUPP=WARN, SUPPRESSION CODE-
OPT=BLKSUP MESSAGE PROCESSING OPTIONS
MSGVLV=START ISSUE OLD MESSAGE
USSMSG MSG=IST1065I, MESSAGE ID-
TEXT='IST1065I LOAD MODULE REQUESTED IPL ESTIMATED IPL'-
,ROUTCDE=2, ROUTING CODE-
DESC=5, DESCRIPTOR CODE-
SUPP=INFO, SUPPRESSION CODE-
OPT=NOBLKSUP MESSAGE PROCESSING OPTIONS
USSMSG MSG=IST1066I, MESSAGE ID-

```

```

TEXT='IST1066I  %  %(2) %(3)',
ROUTCDE=2,
DESC=5,
SUPP=INFO,
OPT=NOBLKSUP
USSMSG MSG=IST1067I,
TEXT='IST1067I LOGICAL LINES:',
ROUTCDE=2,
DESC=5,
SUPP=NEVER,
OPT=BLKSUP
USSMSG MSG=IST1068I,
TEXT='IST1068I PHYSICAL RESOURCE (PHYSRSC) = %',
ROUTCDE=2,
DESC=5,
SUPP=NEVER,
OPT=BLKSUP
USSMSG MSG=IST1069I,
TEXT='IST1069I PARAMETER % FOR %(2) MUST BE %(3)',
ROUTCDE=2,
DESC=5,
SUPP=NEVER,
OPT=BLKSUP
USSMSG MSG=IST1070I,
TEXT='IST1070I % FOR %(2) NOT VALID - START CONTINUES',
ROUTCDE=2,
DESC=5,
SUPP=NEVER,
OPT=BLKSUP
USSMSG MSG=IST1071I,
TEXT='IST1071I SONLIM OPTION PARAMETER 1 MUST BE GREATER-
THAN PARAMETER 2',
ROUTCDE=2,
DESC=5,
SUPP=NEVER,
OPT=BLKSUP
USSMSG MSG=IST1072I,
TEXT='IST1072I % HAS TOO MANY PARAMETERS-START OPTION IG-
NORED',
ROUTCDE=2,
DESC=5,
SUPP=NEVER,
OPT=BLKSUP
USSMSG MSG=IST1073I,
TEXT='IST1073I % CAN ONLY BE SPECIFIED AFTER OPTION %(2)-
',
ROUTCDE=2,
DESC=5,
SUPP=NEVER,
OPT=BLKSUP
USSMSG MSG=IST1074I,
TEXT='IST1074I PARAMETERS FOR % ARE NOT WITHIN THRESHOLD-
LIMITS',
ROUTCDE=2,
DESC=5,
SUPP=NEVER,
OPT=BLKSUP
USSMSG MSG=IST1075I,
TEXT='IST1075I PARAMETER % FOR %(2) IS NOT VALID',
ROUTCDE=2,
DESC=5,
SUPP=NEVER,
OPT=BLKSUP
USSMSG MSG=IST1076I,
TEXT='IST1076I VALUE DEFINED FOR HOSTPU, %, IS A RESERVE-
D KEYWORD',
ROUTCDE=2,
DESC=5,
SUPP=NEVER,
OPT=BLKSUP
USSMSG MSG=IST1077I,
TEXT='IST1077I OPTION % AFTER %(2) %(3) IS NOT VALID',
ROUTCDE=2,
DESC=5,
SUPP=NEVER,
OPT=BLKSUP
USSMSG MSG=IST1078I,
TEXT='IST1078I LIST START OPTION CANNOT BE IN START FILE-
-OPTION IGNORED',
ROUTCDE=2,
DESC=5,
SUPP=NEVER,

```

```

OPT=BLKSUP                                MESSAGE PROCESSING OPTIONS
USSMSG MSG=IST1079I,                        MESSAGE ID-
TEXT='IST1079I % ACTIVATION CONTINUES - CANNOT ASSOCIATE-
%(2)',                                     -
ROUTCDE=2,                                ROUTING CODE-
DESC=5,                                    DESCRIPTOR CODE-
SUPP=NEVER,                                SUPPRESSION CODE-
OPT=BLKSUP                                MESSAGE PROCESSING OPTIONS
USSMSG MSG=IST1080I,                        MESSAGE ID-
TEXT='IST1080I % STATION NAME = %(2)',     -
ROUTCDE=2,                                ROUTING CODE-
DESC=5,                                    DESCRIPTOR CODE-
SUPP=NEVER,                                SUPPRESSION CODE-
OPT=BLKSUP                                MESSAGE PROCESSING OPTIONS
USSMSG MSG=IST1081I,                        MESSAGE ID-
TEXT='IST1081I ADJACENT LINK STATION = %',  -
ROUTCDE=2,                                ROUTING CODE-
DESC=5,                                    DESCRIPTOR CODE-
SUPP=NEVER,                                SUPPRESSION CODE-
OPT=NOBLKSUP                               MESSAGE PROCESSING OPTIONS
USSMSG MSG=IST1082I,                        MESSAGE ID-
TEXT='IST1082I GENERATED ADDRESS FOR % %(2) FROM %(3)', -
ROUTCDE=2,                                ROUTING CODE-
DESC=5,                                    DESCRIPTOR CODE-
SUPP=NORM,                                 SUPPRESSION CODE-
OPT=BLKSUP                                MESSAGE PROCESSING OPTIONS
USSMSG MSG=IST1083I,                        MESSAGE ID-
TEXT='IST1083I ERROR ACTIVATING ADJCP % SENSE = %(2)', -
ROUTCDE=2,                                ROUTING CODE-
DESC=5,                                    DESCRIPTOR CODE-
SUPP=SER,                                  SUPPRESSION CODE-
OPT=BLKSUP                                MESSAGE PROCESSING OPTIONS
USSMSG MSG=IST1084I,                        MESSAGE ID-
TEXT='IST1084I START LIST IGNORED - % WILL BE USED', -
ROUTCDE=2,                                ROUTING CODE-
DESC=5,                                    DESCRIPTOR CODE-
SUPP=NEVER,                                SUPPRESSION CODE-
OPT=BLKSUP                                MESSAGE PROCESSING OPTIONS
USSMSG MSG=IST1085I,                        MESSAGE ID-
TEXT='IST1085I % ACTIVATION ERROR %(2) SENSE = %(3)', -
ROUTCDE=2,                                ROUTING CODE-
DESC=5,                                    DESCRIPTOR CODE-
SUPP=SER,                                  SUPPRESSION CODE-
OPT=BLKSUP                                MESSAGE PROCESSING OPTIONS
USSMSG MSG=IST1086I,                        MESSAGE ID-
TEXT='IST1086I APPN CONNECTION FOR % IS ACTIVE - TGN = %-
(2)',                                     -
ROUTCDE=2,                                ROUTING CODE-
DESC=5,                                    DESCRIPTOR CODE-
SUPP=NORM,                                 SUPPRESSION CODE-
OPT=BLKSUP                                MESSAGE PROCESSING OPTIONS
USSMSG MSG=IST1088I,                        MESSAGE ID-
TEXT='IST1088I ADJCP % HAS BEEN DEACTIVATED', -
ROUTCDE=2,                                ROUTING CODE-
DESC=5,                                    DESCRIPTOR CODE-
SUPP=NORM,                                 SUPPRESSION CODE-
OPT=BLKSUP                                MESSAGE PROCESSING OPTIONS
USSMSG MSG=IST1089I,                        MESSAGE ID-
TEXT='IST1089I MODIFY FAILED-TGP % DOES NOT EXIST', -
ROUTCDE=2,                                ROUTING CODE-
DESC=5,                                    DESCRIPTOR CODE-
SUPP=NEVER,                                SUPPRESSION CODE-
OPT=BLKSUP                                MESSAGE PROCESSING OPTIONS
USSMSG MSG=IST1090I,                        MESSAGE ID-
TEXT='IST1090I TGP FOR % %(2) IS SET TO %(3)', -
ROUTCDE=2,                                ROUTING CODE-
DESC=5,                                    DESCRIPTOR CODE-
SUPP=NORM,                                 SUPPRESSION CODE-
OPT=BLKSUP                                MESSAGE PROCESSING OPTIONS
USSMSG MSG=IST1091I,                        MESSAGE ID-
TEXT='IST1091I MODIFY TGP FAILED - % %(2) IS UNKNOWN', -
ROUTCDE=2,                                ROUTING CODE-
DESC=5,                                    DESCRIPTOR CODE-
SUPP=NEVER,                                SUPPRESSION CODE-
OPT=BLKSUP                                MESSAGE PROCESSING OPTIONS
USSMSG MSG=IST1092I,                        MESSAGE ID-
TEXT='IST1092I MODIFY TGP FAILED, INSUFFICIENT STORAGE', -
ROUTCDE=2,                                ROUTING CODE-
DESC=5,                                    DESCRIPTOR CODE-
SUPP=NEVER,                                SUPPRESSION CODE-
OPT=NOBLKSUP                               MESSAGE PROCESSING OPTIONS
USSMSG MSG=IST1093I,                        MESSAGE ID-

```

```

TEXT='IST1093I % IS IGNORED-ONLY VALID WHEN %(2) IS SPEC-
IFIED',
ROUTCDE=2,                                ROUTING CODE-
DESC=5,                                    DESCRIPTOR CODE-
SUPP=NEVER,                               SUPPRESSION CODE-
OPT=BLKSUP                                MESSAGE PROCESSING OPTIONS
USSMSG MSG=IST1094I,                        MESSAGE ID-
TEXT='IST1094I GWSSCP VALUE FORCED TO NO-NODETYPE IS EN'-
,ROUTCDE=2,                                ROUTING CODE-
DESC=5,                                    DESCRIPTOR CODE-
SUPP=NEVER,                               SUPPRESSION CODE-
OPT=BLKSUP                                MESSAGE PROCESSING OPTIONS
USSMSG MSG=IST1095I,                        MESSAGE ID-
TEXT='IST1095I INITIATION FAILED FOR % - NO LINK TO ADJC-
P',
ROUTCDE=2,                                ROUTING CODE-
DESC=5,                                    DESCRIPTOR CODE-
SUPP=SER,                                 SUPPRESSION CODE-
OPT=BLKSUP                                MESSAGE PROCESSING OPTIONS
USSMSG MSG=IST1096I,                        MESSAGE ID-
TEXT='IST1096I CP-CP SESSIONS WITH % ACTIVATED',
ROUTCDE=2,                                ROUTING CODE-
DESC=5,                                    DESCRIPTOR CODE-
SUPP=NORM,                                SUPPRESSION CODE-
OPT=BLKSUP                                MESSAGE PROCESSING OPTIONS
USSMSG MSG=IST1097I,                        MESSAGE ID-
TEXT='IST1097I CP-CP SESSION WITH % TERMINATED',
ROUTCDE=2,                                ROUTING CODE-
DESC=5,                                    DESCRIPTOR CODE-
SUPP=NORM,                                SUPPRESSION CODE-
OPT=BLKSUP                                MESSAGE PROCESSING OPTIONS
USSMSG MSG=IST1098I,                        MESSAGE ID-
TEXT='IST1098I % DEACTIVATED, DEPLETING IO BUFFER POOL',
ROUTCDE=2,                                ROUTING CODE-
DESC=5,                                    DESCRIPTOR CODE-
SUPP=NEVER,                               SUPPRESSION CODE-
OPT=BLKSUP                                MESSAGE PROCESSING OPTIONS
USSMSG MSG=IST1099I,                        MESSAGE ID-
TEXT='IST1099I SESSION TERMINATED, DEPLETING % BUFFER PO-
OL',
ROUTCDE=2,                                ROUTING CODE-
DESC=5,                                    DESCRIPTOR CODE-
SUPP=NEVER,                               SUPPRESSION CODE-
OPT=BLKSUP                                MESSAGE PROCESSING OPTIONS
USSMSG MSG=IST1100I,                        MESSAGE ID-
TEXT='IST1100I ADJACENT CONTROL POINTS FROM MAJOR NODE %'-
,
ROUTCDE=2,                                ROUTING CODE-
DESC=5,                                    DESCRIPTOR CODE-
SUPP=NEVER,                               SUPPRESSION CODE-
OPT=BLKSUP                                MESSAGE PROCESSING OPTIONS
USSMSG MSG=IST1101I,                        MESSAGE ID-
TEXT='IST1101I ADJCP DISPLAY SUMMARY FOR %',
ROUTCDE=2,                                ROUTING CODE-
DESC=5,                                    DESCRIPTOR CODE-
SUPP=NEVER,                               SUPPRESSION CODE-
OPT=BLKSUP                                MESSAGE PROCESSING OPTIONS
USSMSG MSG=IST1102I,                        MESSAGE ID-
TEXT='IST1102I NODENAME                     NODETYPE CONNECTIONS CP-
CONNECTIONS NATIVE',
ROUTCDE=2,                                ROUTING CODE-
DESC=5,                                    DESCRIPTOR CODE-
SUPP=NEVER,                               SUPPRESSION CODE-
OPT=NOBLKSUP                              MESSAGE PROCESSING OPTIONS
USSMSG MSG=IST1103I,                        MESSAGE ID-
TEXT='IST1103I % %(2)      %(3)      %(4)      %'-
(5)',
ROUTCDE=2,                                ROUTING CODE-
DESC=5,                                    DESCRIPTOR CODE-
SUPP=NEVER,                               SUPPRESSION CODE-
OPT=NOBLKSUP                              MESSAGE PROCESSING OPTIONS
USSMSG MSG=IST1104I,                        MESSAGE ID-
TEXT='IST1104I CONNECTION SUMMARY FOR %',
ROUTCDE=2,                                ROUTING CODE-
DESC=5,                                    DESCRIPTOR CODE-
SUPP=NEVER,                               SUPPRESSION CODE-
OPT=BLKSUP                                MESSAGE PROCESSING OPTIONS
USSMSG MSG=IST1105I,                        MESSAGE ID-
TEXT='IST1105I RESOURCE STATUS TGN CP-CP TG CHARACTERIST-
ICS',
ROUTCDE=2,                                ROUTING CODE-
DESC=5,                                    DESCRIPTOR CODE-

```


	SUPP=NEVER,	SUPPRESSION CODE-
	OPT=NOBLKSUP	MESSAGE PROCESSING OPTIONS
USSMSG	MSG=IST1106I,	MESSAGE ID-
	TEXT='IST1106I % (2) (3) (4) (5)',	-
	ROUTCDE=2,	ROUTING CODE-
	DESC=5,	DESCRIPTOR CODE-
	SUPP=NEVER,	SUPPRESSION CODE-
	OPT=NOBLKSUP	MESSAGE PROCESSING OPTIONS
USSMSG	MSG=IST1107I,	MESSAGE ID-
	TEXT='IST1107I TGP NAME TG CHARACTERISTICS',	-
	ROUTCDE=2,	ROUTING CODE-
	DESC=5,	DESCRIPTOR CODE-
	SUPP=NEVER,	SUPPRESSION CODE-
	OPT=NOBLKSUP	MESSAGE PROCESSING OPTIONS
USSMSG	MSG=IST1108I,	MESSAGE ID-
	TEXT='IST1108I % (2)',	-
	ROUTCDE=2,	ROUTING CODE-
	DESC=5,	DESCRIPTOR CODE-
	SUPP=NEVER,	SUPPRESSION CODE-
	OPT=NOBLKSUP	MESSAGE PROCESSING OPTIONS
USSMSG	MSG=IST1110I,	MESSAGE ID-
	TEXT='IST1110I ACTIVATION OF CP-CP SESSION WITH % FAILED-	-
	,	-
	ROUTCDE=2,	ROUTING CODE-
	DESC=5,	DESCRIPTOR CODE-
	SUPP=SER,	SUPPRESSION CODE-
	OPT=BLKSUP	MESSAGE PROCESSING OPTIONS
USSMSG	MSG=IST1111I,	MESSAGE ID-
	TEXT='IST1111I ADJACENT NODE DOES NOT SUPPORT UNSOLICITE-	-
	D BINDS',	-
	ROUTCDE=2,	ROUTING CODE-
	DESC=5,	DESCRIPTOR CODE-
	SUPP=SER,	SUPPRESSION CODE-
	OPT=BLKSUP	MESSAGE PROCESSING OPTIONS
USSMSG	MSG=IST1112I,	MESSAGE ID-
	TEXT='IST1112I CP ALREADY HAS A CP-CP SESSION WITH %',	-
	ROUTCDE=2,	ROUTING CODE-
	DESC=5,	DESCRIPTOR CODE-
	SUPP=SER,	SUPPRESSION CODE-
	OPT=BLKSUP	MESSAGE PROCESSING OPTIONS
USSMSG	MSG=IST1113I,	MESSAGE ID-
	TEXT='IST1113I EN-EN SESSION IS NOT VALID',	-
	ROUTCDE=2,	ROUTING CODE-
	DESC=5,	DESCRIPTOR CODE-
	SUPP=SER,	SUPPRESSION CODE-
	OPT=BLKSUP	MESSAGE PROCESSING OPTIONS
USSMSG	MSG=IST1114I,	MESSAGE ID-
	TEXT='IST1114I % START OPTION IGNORED - NOT VALID FOR %(-	-
	2)',	-
	ROUTCDE=2,	ROUTING CODE-
	DESC=5,	DESCRIPTOR CODE-
	SUPP=NEVER,	SUPPRESSION CODE-
	OPT=BLKSUP	MESSAGE PROCESSING OPTIONS
USSMSG	MSG=IST1115I,	MESSAGE ID-
	TEXT='IST1115I CDRM NAME % IS DIFFERENT THAN SSCPNAME ST-	-
	ART OPTION',	-
	ROUTCDE=2,	ROUTING CODE-
	DESC=6,	DESCRIPTOR CODE-
	SUPP=NEVER,	SUPPRESSION CODE-
	OPT=BLKSUP	MESSAGE PROCESSING OPTIONS
USSMSG	MSG=IST1116I,	MESSAGE ID-
	TEXT='IST1116I SSCP NAME % IS USED',	-
	ROUTCDE=2,	ROUTING CODE-
	DESC=6,	DESCRIPTOR CODE-
	SUPP=WARN,	SUPPRESSION CODE-
	OPT=BLKSUP	MESSAGE PROCESSING OPTIONS
USSMSG	MSG=IST1117I,	MESSAGE ID-
	TEXT='IST1117I PHYSICAL RESOURCE (PHYSRSC) % (2)',	-
	ROUTCDE=2,	ROUTING CODE-
	DESC=5,	DESCRIPTOR CODE-
	SUPP=WARN,	SUPPRESSION CODE-
	OPT=BLKSUP	MESSAGE PROCESSING OPTIONS
USSMSG	MSG=IST1118I,	MESSAGE ID-
	TEXT='IST1118I LINK DEFINITION FAILURE, CP = % TGN = %(2-	-
)',	-
	ROUTCDE=2,	ROUTING CODE-
	DESC=3,	DESCRIPTOR CODE-
	SUPP=NEVER,	SUPPRESSION CODE-
	OPT=BLKSUP	MESSAGE PROCESSING OPTIONS
USSMSG	MSG=IST1119I,	MESSAGE ID-
	TEXT='IST1119I FAILURE REASON - INSUFFICIENT STORAGE',	-
	ROUTCDE=2,	ROUTING CODE-

DESC=3,	DESCRIPTOR CODE-
SUPP=NEVER,	SUPPRESSION CODE-
OPT=BLKSUP	MESSAGE PROCESSING OPTIONS
USSMSG MSG=IST1120I,	MESSAGE ID-
TEXT='IST1120I % (2) DEFINITION FAILED-INSUFFICIENT STO-	-
RAGE',	-
ROUTCDE=2,	ROUTING CODE-
DESC=5,	DESCRIPTOR CODE-
SUPP=SER,	SUPPRESSION CODE-
OPT=BLKSUP	MESSAGE PROCESSING OPTIONS
USSMSG MSG=IST1121I,	MESSAGE ID-
TEXT='IST1121I COSAPPN IN % (2) - PROCESSING CONTINUES'-	-
,ROUTCDE=2,	ROUTING CODE-
DESC=5,	DESCRIPTOR CODE-
SUPP=WARN,	SUPPRESSION CODE-
OPT=BLKSUP	MESSAGE PROCESSING OPTIONS
USSMSG MSG=IST1122I,	MESSAGE ID-
TEXT='IST1122I CHKPT TO DATASET % WAS NOT SUCCESSFUL, CO-	-
DE= % (2)',	-
ROUTCDE=2,	ROUTING CODE-
DESC=5,	DESCRIPTOR CODE-
SUPP=WARN,	SUPPRESSION CODE-
OPT=BLKSUP	MESSAGE PROCESSING OPTIONS
USSMSG MSG=IST1123I,	MESSAGE ID-
TEXT='IST1123I MODIFY CHKPT TO DATASET % WAS SUCCESSFUL'-	-
,ROUTCDE=2,	ROUTING CODE-
DESC=5,	DESCRIPTOR CODE-
SUPP=NEVER,	SUPPRESSION CODE-
OPT=BLKSUP	MESSAGE PROCESSING OPTIONS
USSMSG MSG=IST1124I,	MESSAGE ID-
TEXT='IST1124I UNABLE TO REGISTER RESOURCES WITH %',	-
ROUTCDE=2,	ROUTING CODE-
DESC=3,	DESCRIPTOR CODE-
SUPP=WARN,	SUPPRESSION CODE-
OPT=BLKSUP	MESSAGE PROCESSING OPTIONS
USSMSG MSG=IST1125I,	MESSAGE ID-
TEXT='IST1125I END NODE IS NOT AUTHORIZED',	-
ROUTCDE=2,	ROUTING CODE-
DESC=3,	DESCRIPTOR CODE-
SUPP=WARN,	SUPPRESSION CODE-
OPT=BLKSUP	MESSAGE PROCESSING OPTIONS
USSMSG MSG=IST1126I,	MESSAGE ID-
TEXT='IST1126I END NODE NETID REJECTED',	-
ROUTCDE=2,	ROUTING CODE-
DESC=3,	DESCRIPTOR CODE-
SUPP=WARN,	SUPPRESSION CODE-
OPT=BLKSUP	MESSAGE PROCESSING OPTIONS
USSMSG MSG=IST1127I,	MESSAGE ID-
TEXT='IST1127I UNRECOGNIZED REGISTRATION REQUEST',	-
ROUTCDE=2,	ROUTING CODE-
DESC=3,	DESCRIPTOR CODE-
SUPP=WARN,	SUPPRESSION CODE-
OPT=BLKSUP	MESSAGE PROCESSING OPTIONS
USSMSG MSG=IST1128I,	MESSAGE ID-
TEXT='IST1128I PATH % IGNORED, % (2) - STORAGE SHORTAGE',	-
ROUTCDE=2,	ROUTING CODE-
DESC=5,	DESCRIPTOR CODE-
SUPP=WARN,	SUPPRESSION CODE-
OPT=BLKSUP,	MESSAGE PROCESSING OPTIONS-
MSGLVL=START	ISSUE OLD MESSAGE
USSMSG MSG=IST1129I,	MESSAGE ID-
TEXT='IST1129I % FAILED, % (2) - DEACTIVATE PENDING',	-
ROUTCDE=2,	ROUTING CODE-
DESC=5,	DESCRIPTOR CODE-
SUPP=SER,	SUPPRESSION CODE-
OPT=BLKSUP,	MESSAGE PROCESSING OPTIONS-
MSGLVL=START	ISSUE OLD MESSAGE
USSMSG MSG=IST1130I,	MESSAGE ID-
TEXT='IST1130I % FOR % (2) FAILED - STORAGE SHORTAGE',	-
ROUTCDE=2,	ROUTING CODE-
DESC=5,	DESCRIPTOR CODE-
SUPP=SER,	SUPPRESSION CODE-
OPT=BLKSUP,	MESSAGE PROCESSING OPTIONS-
MSGLVL=START	ISSUE OLD MESSAGE
USSMSG MSG=IST1131I,	MESSAGE ID-
TEXT='IST1131I DEVICE = % (2)',	-
ROUTCDE=2,	ROUTING CODE-
DESC=5,	DESCRIPTOR CODE-
SUPP=NEVER,	SUPPRESSION CODE-
OPT=BLKSUP,	MESSAGE PROCESSING OPTIONS-
MSGLVL=START	ISSUE OLD MESSAGE
USSMSG MSG=IST1132I,	MESSAGE ID-

```

TEXT='IST1132I % IS ACTIVE, TYPE = %(2)', -
ROUTCDE=2, ROUTING CODE-
DESC=5, DESCRIPTOR CODE-
SUPP=NORM, SUPPRESSION CODE-
OPT=BLKSUP, MESSAGE PROCESSING OPTIONS-
MSGLVL=START ISSUE OLD MESSAGE
USSMSG MSG=IST1133I, MESSAGE ID-
TEXT='IST1133I % IS NOW INACTIVE, TYPE = %(2)', -
ROUTCDE=2, ROUTING CODE-
DESC=5, DESCRIPTOR CODE-
SUPP=NORM, SUPPRESSION CODE-
OPT=BLKSUP, MESSAGE PROCESSING OPTIONS-
MSGLVL=START ISSUE OLD MESSAGE
USSMSG MSG=IST1134I, MESSAGE ID-
TEXT='IST1134I % NOW HAS CONTROLLING LU %(2)', -
ROUTCDE=2, ROUTING CODE-
DESC=5, DESCRIPTOR CODE-
SUPP=NORM, SUPPRESSION CODE-
OPT=BLKSUP, MESSAGE PROCESSING OPTIONS-
MSGLVL=START ISSUE OLD MESSAGE
USSMSG MSG=IST1135I, MESSAGE ID-
TEXT='IST1135I FORCED VARY INACT SCHEDULED FOR %', -
ROUTCDE=(2,8,10), ROUTING CODE-
DESC=5, DESCRIPTOR CODE-
SUPP=WARN, SUPPRESSION CODE-
OPT=BLKSUP, MESSAGE PROCESSING OPTIONS-
MSGLVL=START ISSUE OLD MESSAGE
USSMSG MSG=IST1136I, MESSAGE ID-
TEXT='IST1136I VARY INACT % SCHEDULED - UNRECOVERABLE ER-
ROR', -
ROUTCDE=(2,8,10), ROUTING CODE-
DESC=5, DESCRIPTOR CODE-
SUPP=WARN, SUPPRESSION CODE-
OPT=BLKSUP, MESSAGE PROCESSING OPTIONS-
MSGLVL=START ISSUE OLD MESSAGE
USSMSG MSG=IST1137I, MESSAGE ID-
TEXT='IST1137I % FAILED, %(2) - %(3)', -
ROUTCDE=2, ROUTING CODE-
DESC=5, DESCRIPTOR CODE-
SUPP=SER, SUPPRESSION CODE-
OPT=BLKSUP, MESSAGE PROCESSING OPTIONS-
MSGLVL=START ISSUE OLD MESSAGE
USSMSG MSG=IST1138I, MESSAGE ID-
TEXT='IST1138I REQUIRED % %(2) %(3)', -
ROUTCDE=8, ROUTING CODE-
DESC=4, DESCRIPTOR CODE-
SUPP=SER, SUPPRESSION CODE-
OPT=BLKSUP, MESSAGE PROCESSING OPTIONS-
MSGLVL=START ISSUE OLD MESSAGE
USSMSG MSG=IST1139I, MESSAGE ID-
TEXT='IST1139I % FOR %(2) FAILED - SENSE: %(3)', -
ROUTCDE=2, ROUTING CODE-
DESC=5, DESCRIPTOR CODE-
SUPP=NORM, SUPPRESSION CODE-
OPT=BLKSUP, MESSAGE PROCESSING OPTIONS-
MSGLVL=START ISSUE OLD MESSAGE
USSMSG MSG=IST1140I, MESSAGE ID-
TEXT='IST1140I % FAILED %(2) - STATE %(3) NOT VALID', -
ROUTCDE=2, ROUTING CODE-
DESC=5, DESCRIPTOR CODE-
SUPP=SER, SUPPRESSION CODE-
OPT=BLKSUP, MESSAGE PROCESSING OPTIONS-
MSGLVL=START ISSUE OLD MESSAGE
USSMSG MSG=IST1141I, MESSAGE ID-
TEXT='IST1141I % FOR %(2) OVERRIDDEN BY %(3)', -
ROUTCDE=2, ROUTING CODE-
DESC=5, DESCRIPTOR CODE-
SUPP=SER, SUPPRESSION CODE-
OPT=BLKSUP, MESSAGE PROCESSING OPTIONS-
MSGLVL=START ISSUE OLD MESSAGE
USSMSG MSG=IST1142I, MESSAGE ID-
TEXT='IST1142I TRACE REQUEST FAILED - % NOT VALID', -
ROUTCDE=2, ROUTING CODE-
DESC=5, DESCRIPTOR CODE-
SUPP=SER, SUPPRESSION CODE-
OPT=BLKSUP, MESSAGE PROCESSING OPTIONS-
MSGLVL=START ISSUE OLD MESSAGE
USSMSG MSG=IST1143I, MESSAGE ID-
TEXT='IST1143I TRACE TERMINATED FOR % %(2)', -
ROUTCDE=2, ROUTING CODE-
DESC=5, DESCRIPTOR CODE-
SUPP=NORM, SUPPRESSION CODE-

```

```

      OPT=BLKSUP,          MESSAGE PROCESSING OPTIONS-
      MSGLVL=START        ISSUE OLD MESSAGE
USSMSG MSG=IST1144I,      MESSAGE ID-
      TEXT='IST1144I TRACE INITIATED FOR % (2)', -
      ROUTCDE=2,          ROUTING CODE-
      DESC=5,             DESCRIPTOR CODE-
      SUPP=NORM,          SUPPRESSION CODE-
      OPT=BLKSUP,         MESSAGE PROCESSING OPTIONS-
      MSGLVL=START        ISSUE OLD MESSAGE
USSMSG MSG=IST1145I,      MESSAGE ID-
      TEXT='IST1145I TRACE REQUEST FAILED, % - STORAGE SHORTAG-
      E', -
      ROUTCDE=2,          ROUTING CODE-
      DESC=5,             DESCRIPTOR CODE-
      SUPP=SER,           SUPPRESSION CODE-
      OPT=BLKSUP,         MESSAGE PROCESSING OPTIONS-
      MSGLVL=START        ISSUE OLD MESSAGE
USSMSG MSG=IST1146I,      MESSAGE ID-
      TEXT='IST1146I % (2) U = % (3) FAILED', -
      ROUTCDE=2,          ROUTING CODE-
      DESC=5,             DESCRIPTOR CODE-
      SUPP=WARN,          SUPPRESSION CODE-
      OPT=BLKSUP,         MESSAGE PROCESSING OPTIONS-
      MSGLVL=START        ISSUE OLD MESSAGE
USSMSG MSG=IST1147I,      MESSAGE ID-
      TEXT='IST1147I % (2) LOGON= % (3) FAILED', -
      ROUTCDE=2,          ROUTING CODE-
      DESC=5,             DESCRIPTOR CODE-
      SUPP=WARN,          SUPPRESSION CODE-
      OPT=BLKSUP,         MESSAGE PROCESSING OPTIONS-
      MSGLVL=START        ISSUE OLD MESSAGE
USSMSG MSG=IST1148I,      MESSAGE ID-
      TEXT='IST1148I % (2) RNAME = % (3) FAILED', -
      ROUTCDE=2,          ROUTING CODE-
      DESC=5,             DESCRIPTOR CODE-
      SUPP=WARN,          SUPPRESSION CODE-
      OPT=BLKSUP,         MESSAGE PROCESSING OPTIONS-
      MSGLVL=START        ISSUE OLD MESSAGE
USSMSG MSG=IST1149I,      MESSAGE ID-
      TEXT='IST1149I VARY % PROCESSING FOR NODE % (2) COMPLETE'-
      ,ROUTCDE=8,          ROUTING CODE-
      DESC=4,             DESCRIPTOR CODE-
      SUPP=NORM,          SUPPRESSION CODE-
      OPT=BLKSUP,         MESSAGE PROCESSING OPTIONS-
      MSGLVL=START        ISSUE OLD MESSAGE
USSMSG MSG=IST1150I,      MESSAGE ID-
      TEXT='IST1150I % CHANGED: % (2) TO % (3)', -
      ROUTCDE=8,          ROUTING CODE-
      DESC=5,             DESCRIPTOR CODE-
      SUPP=NEVER,         SUPPRESSION CODE-
      OPT=BLKSUP,         MESSAGE PROCESSING OPTIONS-
      MSGLVL=START        ISSUE OLD MESSAGE
USSMSG MSG=IST1151I,      MESSAGE ID-
      TEXT='IST1151I USERVAR % DEFINED: VALUE = % (2)', -
      ROUTCDE=8,          ROUTING CODE-
      DESC=5,             DESCRIPTOR CODE-
      SUPP=NEVER,         SUPPRESSION CODE-
      OPT=BLKSUP,         MESSAGE PROCESSING OPTIONS-
      MSGLVL=START        ISSUE OLD MESSAGE
USSMSG MSG=IST1152I,      MESSAGE ID-
      TEXT='IST1152I % CONTROLLING LU % (2) REMOVED', -
      ROUTCDE=2,          ROUTING CODE-
      DESC=5,             DESCRIPTOR CODE-
      SUPP=NORM,          SUPPRESSION CODE-
      OPT=BLKSUP,         MESSAGE PROCESSING OPTIONS-
      MSGLVL=START        ISSUE OLD MESSAGE
USSMSG MSG=IST1153I,      MESSAGE ID-
      TEXT='IST1153I % (2) SESSION % (3) BUF USE % (4)', -
      ROUTCDE=2,          ROUTING CODE-
      DESC=5,             DESCRIPTOR CODE-
      SUPP=NEVER,         SUPPRESSION CODE-
      OPT=BLKSUP,         MESSAGE PROCESSING OPTIONS-
      MSGLVL=START        ISSUE OLD MESSAGE
USSMSG MSG=IST1154I,      MESSAGE ID-
      TEXT='IST1154I % (2) % (3)', -
      ROUTCDE=2,          ROUTING CODE-
      DESC=5,             DESCRIPTOR CODE-
      SUPP=NEVER,         SUPPRESSION CODE-
      OPT=NOBLKSUP,       MESSAGE PROCESSING OPTIONS-
      MSGLVL=START        ISSUE OLD MESSAGE
USSMSG MSG=IST1155I,      MESSAGE ID-
      TEXT='IST1155I % VARY NOLOGON = % (2) FAILED', -

```

ROUTCDE=2,	ROUTING CODE-
DESC=5,	DESCRIPTOR CODE-
SUPP=SER,	SUPPRESSION CODE-
OPT=BLKSUP,	MESSAGE PROCESSING OPTIONS-
MSGVLV=START	ISSUE OLD MESSAGE
USSMSG MSG=IST1156I,	MESSAGE ID-
TEXT='IST1156I USERVAR % IN %(2) HAS VALUE %(3)',	-
ROUTCDE=2,	ROUTING CODE-
DESC=5,	DESCRIPTOR CODE-
SUPP=NEVER,	SUPPRESSION CODE-
OPT=BLKSUP,	MESSAGE PROCESSING OPTIONS-
MSGVLV=START	ISSUE OLD MESSAGE
USSMSG MSG=IST1157I,	MESSAGE ID-
TEXT='IST1157I DUPLICATE REGISTRATION % %(2)',	-
ROUTCDE=2,	ROUTING CODE-
DESC=3,	DESCRIPTOR CODE-
SUPP=WARN,	SUPPRESSION CODE-
OPT=BLKSUP	MESSAGE PROCESSING OPTIONS
USSMSG MSG=IST1158I,	MESSAGE ID-
TEXT='IST1158I MODIFY TOPO COMMAND FAILED, ID = % %(2)',	-
ROUTCDE=2,	ROUTING CODE-
DESC=5,	DESCRIPTOR CODE-
SUPP=NEVER,	SUPPRESSION CODE-
OPT=BLKSUP	MESSAGE PROCESSING OPTIONS
USSMSG MSG=IST1159I,	MESSAGE ID-
TEXT='IST1159I HOST NODE DATABASE ENTRY CANNOT BE DELETE-	-
D',	-
ROUTCDE=2,	ROUTING CODE-
DESC=5,	DESCRIPTOR CODE-
SUPP=NEVER,	SUPPRESSION CODE-
OPT=BLKSUP	MESSAGE PROCESSING OPTIONS
USSMSG MSG=IST1160I,	MESSAGE ID-
TEXT='IST1160I TYPE=FORCE MUST BE SPECIFIED FOR LOCAL TG-	-
OR ADJACENT NODE',	-
ROUTCDE=2,	ROUTING CODE-
DESC=5,	DESCRIPTOR CODE-
SUPP=NEVER,	SUPPRESSION CODE-
OPT=BLKSUP	MESSAGE PROCESSING OPTIONS
USSMSG MSG=IST1161I,	MESSAGE ID-
TEXT='IST1161I SSCP SESSIONS',	-
ROUTCDE=2,	ROUTING CODE-
DESC=5,	DESCRIPTOR CODE-
SUPP=NEVER,	SUPPRESSION CODE-
OPT=BLKSUP	MESSAGE PROCESSING OPTIONS
USSMSG MSG=IST1162I,	MESSAGE ID-
TEXT='IST1162I % = %(2)',	-
ROUTCDE=2,	ROUTING CODE-
DESC=5,	DESCRIPTOR CODE-
SUPP=NEVER,	SUPPRESSION CODE-
OPT=NOBLKSUP	MESSAGE PROCESSING OPTIONS
USSMSG MSG=IST1163I,	MESSAGE ID-
TEXT='IST1163I RSN HPR	-
LEFT WEIGHT',	-
ROUTCDE=2,	ROUTING CODE-
DESC=5,	DESCRIPTOR CODE-
SUPP=NEVER,	SUPPRESSION CODE-
OPT=NOBLKSUP	MESSAGE PROCESSING OPTIONS
USSMSG MSG=IST1164I,	MESSAGE ID-
TEXT='IST1164I % %(2) %-	-
(3) %(4)',	-
ROUTCDE=2,	ROUTING CODE-
DESC=5,	DESCRIPTOR CODE-
SUPP=NEVER,	SUPPRESSION CODE-
OPT=NOBLKSUP	MESSAGE PROCESSING OPTIONS
USSMSG MSG=IST1166I,	MESSAGE ID-
TEXT='IST1166I VIRTUAL NODE % CONNECTION ACTIVATION FAIL-	-
ED',	-
ROUTCDE=2,	ROUTING CODE-
DESC=5,	DESCRIPTOR CODE-
SUPP=WARN,	SUPPRESSION CODE-
OPT=BLKSUP	MESSAGE PROCESSING OPTIONS
USSMSG MSG=IST1167I,	MESSAGE ID-
TEXT='IST1167I VN % CONNECTION DEACTIVATION FAILED',	-
ROUTCDE=2,	ROUTING CODE-
DESC=5,	DESCRIPTOR CODE-
SUPP=WARN,	SUPPRESSION CODE-
OPT=BLKSUP	MESSAGE PROCESSING OPTIONS
USSMSG MSG=IST1168I,	MESSAGE ID-
TEXT='IST1168I VIRTUAL NODE % CONNECTION ACTIVE',	-
ROUTCDE=2,	ROUTING CODE-
DESC=5,	DESCRIPTOR CODE-
SUPP=NEVER,	SUPPRESSION CODE-

```

      OPT=BLKSUP                                MESSAGE PROCESSING OPTIONS
USSMSG MSG=IST1169E,                            MESSAGE ID-
TEXT='IST1169E % REPLY ID FOR MESSAGE %(2) NOT AVAILABLE-
',
ROUTCDE=2,                                     ROUTING CODE-
DESC=11,                                       DESCRIPTOR CODE-
SUPP=NEVER,                                  SUPPRESSION CODE-
OPT=BLKSUP                                MESSAGE PROCESSING OPTIONS
USSMSG MSG=IST1174I,                            MESSAGE ID-
TEXT='IST1174I SSCP NAME % ALREADY IN USE',
ROUTCDE=2,                                     ROUTING CODE-
DESC=4,                                       DESCRIPTOR CODE-
SUPP=NORM,                                  SUPPRESSION CODE-
OPT=BLKSUP                                MESSAGE PROCESSING OPTIONS
USSMSG MSG=IST1175I,                            MESSAGE ID-
TEXT='IST1175I ACTIVATION OF CDRM % FAILED - SSCP NAME C-
ONFLICT',
ROUTCDE=2,                                     ROUTING CODE-
DESC=5,                                       DESCRIPTOR CODE-
SUPP=WARN,                                  SUPPRESSION CODE-
OPT=BLKSUP                                MESSAGE PROCESSING OPTIONS
USSMSG MSG=IST1176I,                            MESSAGE ID-
TEXT='IST1176I
EN',
ROUTCDE=2,                                     ROUTING CODE-
DESC=5,                                       DESCRIPTOR CODE-
SUPP=NEVER,                                  SUPPRESSION CODE-
OPT=NOBLKSUP                                MESSAGE PROCESSING OPTIONS
USSMSG MSG=IST1177I,                            MESSAGE ID-
TEXT='IST1177I %      %(2)          %(3)      %(4)',
ROUTCDE=2,                                     ROUTING CODE-
DESC=5,                                       DESCRIPTOR CODE-
SUPP=NEVER,                                  SUPPRESSION CODE-
OPT=NOBLKSUP                                MESSAGE PROCESSING OPTIONS
USSMSG MSG=IST1183I,                            MESSAGE ID-
TEXT='IST1183I % EXIT RETURNED A CODE OF %(2) %(3) %(4)'-
,ROUTCDE=2,                                     ROUTING CODE-
DESC=5,                                       DESCRIPTOR CODE-
SUPP=SER,                                  SUPPRESSION CODE-
OPT=BLKSUP                                MESSAGE PROCESSING OPTIONS
USSMSG MSG=IST1184I,                            MESSAGE ID-
TEXT='IST1184I CPNAME = % - NETSRVR = %(2)',
ROUTCDE=2,                                     ROUTING CODE-
DESC=5,                                       DESCRIPTOR CODE-
SUPP=NEVER,                                  SUPPRESSION CODE-
OPT=BLKSUP                                MESSAGE PROCESSING OPTIONS
USSMSG MSG=IST1185I,                            MESSAGE ID-
TEXT='IST1185I NAME = % - DIRECTORY ENTRY = %(2) %(3)',
ROUTCDE=2,                                     ROUTING CODE-
DESC=5,                                       DESCRIPTOR CODE-
SUPP=NEVER,                                  SUPPRESSION CODE-
OPT=BLKSUP                                MESSAGE PROCESSING OPTIONS
USSMSG MSG=IST1186I,                            MESSAGE ID-
TEXT='IST1186I DIRECTORY ENTRY = % %(2)',
ROUTCDE=2,                                     ROUTING CODE-
DESC=5,                                       DESCRIPTOR CODE-
SUPP=NEVER,                                  SUPPRESSION CODE-
OPT=BLKSUP                                MESSAGE PROCESSING OPTIONS
USSMSG MSG=IST1187I,                            MESSAGE ID-
TEXT='IST1187I % NOT VALID-APPN NOT SUPPORTED BY %(2)',
ROUTCDE=2,                                     ROUTING CODE-
DESC=5,                                       DESCRIPTOR CODE-
SUPP=SER,                                  SUPPRESSION CODE-
OPT=BLKSUP                                MESSAGE PROCESSING OPTIONS
USSMSG MSG=IST1188I,                            MESSAGE ID-
TEXT='IST1188I VTAM % STARTED AT %(2) ON %(3)',
ROUTCDE=2,                                     ROUTING CODE-
DESC=5,                                       DESCRIPTOR CODE-
SUPP=NEVER,                                  SUPPRESSION CODE-
OPT=BLKSUP                                MESSAGE PROCESSING OPTIONS
USSMSG MSG=IST1189I,                            MESSAGE ID-
TEXT='IST1189I %      %(2)',
ROUTCDE=2,                                     ROUTING CODE-
DESC=5,                                       DESCRIPTOR CODE-
SUPP=NEVER,                                  SUPPRESSION CODE-
OPT=NOBLKSUP                                MESSAGE PROCESSING OPTIONS
USSMSG MSG=IST1190I,                            MESSAGE ID-
TEXT='IST1190I OPEN FAILED FOR % ABEND = %(2) RC = %(3)'-
,ROUTCDE=2,                                     ROUTING CODE-
DESC=3,                                       DESCRIPTOR CODE-
SUPP=NORM,                                  SUPPRESSION CODE-
OPT=BLKSUP                                MESSAGE PROCESSING OPTIONS

```

```

USSMSG MSG=IST1191I, MESSAGE ID-
TEXT='IST1191I I/O ERROR ON % %(2)', -
ROUTCDE=2, ROUTING CODE-
DESC=3, DESCRIPTOR CODE-
SUPP=NORM, SUPPRESSION CODE-
OPT=BLKSUP MESSAGE PROCESSING OPTIONS
USSMSG MSG=IST1192I, MESSAGE ID-
TEXT='IST1192I CLOSE FAILED FOR % ABEND = %(2) RC = %(3)-
', -
ROUTCDE=2, ROUTING CODE-
DESC=3, DESCRIPTOR CODE-
SUPP=NORM, SUPPRESSION CODE-
OPT=BLKSUP MESSAGE PROCESSING OPTIONS
USSMSG MSG=IST1193I, MESSAGE ID-
TEXT='IST1193I % SESSION DEACTIVATION FAILURE FOR %(2)', -
ROUTCDE=2, ROUTING CODE-
DESC=3, DESCRIPTOR CODE-
SUPP=SER, SUPPRESSION CODE-
OPT=BLKSUP MESSAGE PROCESSING OPTIONS
USSMSG MSG=IST1194I, MESSAGE ID-
TEXT='IST1194I DUPLICATE RESOURCE IS %', -
ROUTCDE=2, ROUTING CODE-
DESC=3, DESCRIPTOR CODE-
SUPP=WARN, SUPPRESSION CODE-
OPT=BLKSUP MESSAGE PROCESSING OPTIONS
USSMSG MSG=IST1196I, MESSAGE ID-
TEXT='IST1196I APPN CONNECTION FOR % INACTIVE - TGN = %(-
2)', -
ROUTCDE=2, ROUTING CODE-
DESC=5, DESCRIPTOR CODE-
SUPP=NORM, SUPPRESSION CODE-
OPT=BLKSUP MESSAGE PROCESSING OPTIONS
USSMSG MSG=IST1197I, MESSAGE ID-
TEXT='IST1197I ADJCP MAJOR NODE = %', -
ROUTCDE=2, ROUTING CODE-
DESC=5, DESCRIPTOR CODE-
SUPP=NORM, SUPPRESSION CODE-
OPT=BLKSUP MESSAGE PROCESSING OPTIONS
USSMSG MSG=IST1198I, MESSAGE ID-
TEXT='IST1198I % DELETED FROM DIRECTORY', -
ROUTCDE=2, ROUTING CODE-
DESC=5, DESCRIPTOR CODE-
SUPP=NORM, SUPPRESSION CODE-
OPT=BLKSUP MESSAGE PROCESSING OPTIONS
USSMSG MSG=IST1199I, MESSAGE ID-
TEXT='IST1199I % FOR %(2) FAILED, UNKNOWN RESOURCE', -
ROUTCDE=2, ROUTING CODE-
DESC=5, DESCRIPTOR CODE-
SUPP=WARN, SUPPRESSION CODE-
OPT=BLKSUP MESSAGE PROCESSING OPTIONS
USSMSG MSG=IST1200I, MESSAGE ID-
TEXT='IST1200I % TSO USERID TRACE = %(2)', -
ROUTCDE=2, ROUTING CODE-
DESC=5, DESCRIPTOR CODE-
SUPP=NEVER, SUPPRESSION CODE-
OPT=NOBLKSUP MESSAGE PROCESSING OPTIONS
USSMSG MSG=IST1201I, MESSAGE ID-
TEXT='IST1201I COMMAND REJECTED BY ISTCMMND EXIT', -
ROUTCDE=2, ROUTING CODE-
DESC=5, DESCRIPTOR CODE-
SUPP=SER, SUPPRESSION CODE-
OPT=NOBLKSUP MESSAGE PROCESSING OPTIONS
USSMSG MSG=IST1202I, MESSAGE ID-
TEXT='IST1202I VALUE % FOR %(2) IS NOT A VALID NAME', -
ROUTCDE=2, ROUTING CODE-
DESC=5, DESCRIPTOR CODE-
SUPP=NEVER, SUPPRESSION CODE-
OPT=BLKSUP MESSAGE PROCESSING OPTIONS
USSMSG MSG=IST1203I, MESSAGE ID-
TEXT='IST1203I VALUE % FOR %(2) IS UNKNOWN RESOURCE', -
ROUTCDE=2, ROUTING CODE-
DESC=5, DESCRIPTOR CODE-
SUPP=NEVER, SUPPRESSION CODE-
OPT=BLKSUP MESSAGE PROCESSING OPTIONS
USSMSG MSG=IST1204I, MESSAGE ID-
TEXT='IST1204I VALUE % FOR %(2) NOT VALID FOR REQUEST', -
ROUTCDE=2, ROUTING CODE-
DESC=5, DESCRIPTOR CODE-
SUPP=NEVER, SUPPRESSION CODE-
OPT=BLKSUP MESSAGE PROCESSING OPTIONS
USSMSG MSG=IST1205I, MESSAGE ID-
TEXT='IST1205I MANAGEMENT SERVICES TRANSPORT UNAVAILABLE-

```

```

,
ROUTCDE=2, ROUTING CODE-
DESC=5, DESCRIPTOR CODE-
SUPP=WARN, SUPPRESSION CODE-
OPT=BLKSUP MESSAGE PROCESSING OPTIONS
USSMSG MSG=IST1206I, MESSAGE ID-
TEXT='IST1206I LOAD FAILED FOR THE PROGRAM-TO-PROGRAM IN-
TERFACE',
ROUTCDE=2, ROUTING CODE-
DESC=5, DESCRIPTOR CODE-
SUPP=WARN, SUPPRESSION CODE-
OPT=BLKSUP MESSAGE PROCESSING OPTIONS
USSMSG MSG=IST1207I, MESSAGE ID-
TEXT='IST1207I NETWORK MANAGEMENT IS INACTIVE',
ROUTCDE=2, ROUTING CODE-
DESC=5, DESCRIPTOR CODE-
SUPP=WARN, SUPPRESSION CODE-
OPT=BLKSUP MESSAGE PROCESSING OPTIONS
USSMSG MSG=IST1208I, MESSAGE ID-
TEXT='IST1208I PROGRAM-TO-PROGRAM INTERFACE MODULE IS IN-
ACTIVE',
ROUTCDE=2, ROUTING CODE-
DESC=5, DESCRIPTOR CODE-
SUPP=WARN, SUPPRESSION CODE-
OPT=BLKSUP MESSAGE PROCESSING OPTIONS
USSMSG MSG=IST1209I, MESSAGE ID-
TEXT='IST1209I PROGRAM-TO-PROGRAM INTERFACE MODULE STORA-
GE SHORTAGE',
ROUTCDE=2, ROUTING CODE-
DESC=5, DESCRIPTOR CODE-
SUPP=WARN, SUPPRESSION CODE-
OPT=BLKSUP MESSAGE PROCESSING OPTIONS
USSMSG MSG=IST1211I, MESSAGE ID-
TEXT='IST1211I I/O ERROR % (2) % (3) % (4)',
ROUTCDE=(2,8,10), ROUTING CODE-
DESC=4, DESCRIPTOR CODE-
SUPP=WARN, SUPPRESSION CODE-
OPT=BLKSUP, MESSAGE PROCESSING OPTIONS-
MSGVLV=START ISSUE OLD MESSAGE
USSMSG MSG=IST1212I, MESSAGE ID-
TEXT='IST1212I % = % (2) STATUS = % (3)',
ROUTCDE=(2,8), ROUTING CODE-
DESC=5, DESCRIPTOR CODE-
SUPP=NEVER, SUPPRESSION CODE-
OPT=BLKSUP, MESSAGE PROCESSING OPTIONS-
MSGVLV=START ISSUE OLD MESSAGE
USSMSG MSG=IST1213I, MESSAGE ID-
TEXT='IST1213I % LU-LU VERIFY ERROR % (2)',
ROUTCDE=2, ROUTING CODE-
DESC=5, DESCRIPTOR CODE-
SUPP=WARN, SUPPRESSION CODE-
OPT=BLKSUP, MESSAGE PROCESSING OPTIONS-
MSGVLV=START ISSUE OLD MESSAGE
USSMSG MSG=IST1214I, MESSAGE ID-
TEXT='IST1214I FFST %',
ROUTCDE=2, ROUTING CODE-
DESC=5, DESCRIPTOR CODE-
SUPP=WARN, SUPPRESSION CODE-
OPT=BLKSUP MESSAGE PROCESSING OPTIONS
USSMSG MSG=IST1215I, MESSAGE ID-
TEXT='IST1215I ERROR IN START LIST % - % (2)',
ROUTCDE=2, ROUTING CODE-
DESC=5, DESCRIPTOR CODE-
SUPP=NEVER, SUPPRESSION CODE-
OPT=BLKSUP MESSAGE PROCESSING OPTIONS
USSMSG MSG=IST1216A, MESSAGE ID-
TEXT='IST1216A ENTER 1 TO CONTINUE-2 TO REENTER LIST-3 T-
O TERMINATE VTAM',
ROUTCDE=1, ROUTING CODE-
DESC=2, DESCRIPTOR CODE-
SUPP=NEVER, SUPPRESSION CODE-
OPT=BLKSUP MESSAGE PROCESSING OPTIONS
USSMSG MSG=IST1217A, MESSAGE ID-
TEXT='IST1217A RESPONSE NOT VALID: REENTER 1, 2, OR 3',
ROUTCDE=1, ROUTING CODE-
DESC=2, DESCRIPTOR CODE-
SUPP=NEVER, SUPPRESSION CODE-
OPT=BLKSUP MESSAGE PROCESSING OPTIONS
USSMSG MSG=IST1218I, MESSAGE ID-
TEXT='IST1218I ACB ERROR FIELD = %',
ROUTCDE=2, ROUTING CODE-
DESC=5, DESCRIPTOR CODE-

```



```

SUPP=NEVER, SUPPRESSION CODE-
OPT=BLKSUP MESSAGE PROCESSING OPTIONS
USSMSG MSG=IST1219I, MESSAGE ID-
TEXT='IST1219I RTNCD = %, FDB2 = %(2)', -
ROUTCDE=2, ROUTING CODE-
DESC=5, DESCRIPTOR CODE-
SUPP=NEVER, SUPPRESSION CODE-
OPT=BLKSUP MESSAGE PROCESSING OPTIONS
USSMSG MSG=IST1220I, MESSAGE ID-
TEXT='IST1220I SSCPNAME NETID CURRENT STATE ROUTING-
STATUS', -
ROUTCDE=8, ROUTING CODE-
DESC=5, DESCRIPTOR CODE-
SUPP=NEVER, SUPPRESSION CODE-
OPT=NOBLKSUP MESSAGE PROCESSING OPTIONS
USSMSG MSG=IST1221I, MESSAGE ID-
TEXT='IST1221I % DEV = %(2) STATUS = %(3) STATE = %(4)', -
ROUTCDE=2, ROUTING CODE-
DESC=5, DESCRIPTOR CODE-
SUPP=NEVER, SUPPRESSION CODE-
OPT=NOBLKSUP MESSAGE PROCESSING OPTIONS
USSMSG MSG=IST1222I, MESSAGE ID-
TEXT='IST1222I % DEVICE %(2) IS INOPERATIVE, NAME IS %(3-
)', -
ROUTCDE=2, ROUTING CODE-
DESC=4, DESCRIPTOR CODE-
SUPP=WARN, SUPPRESSION CODE-
OPT=BLKSUP MESSAGE PROCESSING OPTIONS
USSMSG MSG=IST1223I, MESSAGE ID-
TEXT='IST1223I BN NATIVE TIME -
LEFT LOCATE SIZE', -
ROUTCDE=2, ROUTING CODE-
DESC=5, DESCRIPTOR CODE-
SUPP=NEVER, SUPPRESSION CODE-
OPT=NOBLKSUP MESSAGE PROCESSING OPTIONS
USSMSG MSG=IST1224I, MESSAGE ID-
TEXT='IST1224I % %(2) %(3)
%(4)', -
ROUTCDE=2, ROUTING CODE-
DESC=5, DESCRIPTOR CODE-
SUPP=NEVER, SUPPRESSION CODE-
OPT=NOBLKSUP MESSAGE PROCESSING OPTIONS
USSMSG MSG=IST1225I, MESSAGE ID-
TEXT='IST1225I VIRTUAL NODE % CONNECTION INACTIVE', -
ROUTCDE=2, ROUTING CODE-
DESC=5, DESCRIPTOR CODE-
SUPP=NEVER, SUPPRESSION CODE-
OPT=BLKSUP MESSAGE PROCESSING OPTIONS
USSMSG MSG=IST1226I, MESSAGE ID-
TEXT='IST1226I TOPOLOGY UPDATE FAILED, INSUFFICIENT STOR-
AGE', -
ROUTCDE=2, ROUTING CODE-
DESC=5, DESCRIPTOR CODE-
SUPP=WARN, SUPPRESSION CODE-
OPT=BLKSUP MESSAGE PROCESSING OPTIONS
USSMSG MSG=IST1227I, MESSAGE ID-
TEXT='IST1227I % %(2) = %(3)', -
ROUTCDE=2, ROUTING CODE-
DESC=5, DESCRIPTOR CODE-
SUPP=NEVER, SUPPRESSION CODE-
OPT=NOBLKSUP MESSAGE PROCESSING OPTIONS
USSMSG MSG=IST1228I, MESSAGE ID-
TEXT='IST1228I % FOR %(2) FAILED, CODE = %(3)', -
ROUTCDE=2, ROUTING CODE-
DESC=5, DESCRIPTOR CODE-
SUPP=WARN, SUPPRESSION CODE-
OPT=BLKSUP MESSAGE PROCESSING OPTIONS
USSMSG MSG=IST1229I, MESSAGE ID-
TEXT='IST1229I % FAILED, %(2) IS NOT A %(3)', -
ROUTCDE=2, ROUTING CODE-
DESC=5, DESCRIPTOR CODE-
SUPP=WARN, SUPPRESSION CODE-
OPT=BLKSUP MESSAGE PROCESSING OPTIONS
USSMSG MSG=IST1230I, MESSAGE ID-
TEXT='IST1230I TIME = % DATE = %(2) ID =
%(3)', -
ROUTCDE=2, ROUTING CODE-
DESC=4, DESCRIPTOR CODE-
SUPP=NEVER, SUPPRESSION CODE-
OPT=NOBLKSUP MESSAGE PROCESSING OPTIONS
USSMSG MSG=IST1231I, MESSAGE ID-
TEXT='IST1231I IPDU = % OPDU = %(2)', -

```

```

ROUTCDE=2,                                ROUTING CODE-
DESC=4,                                    DESCRIPTOR CODE-
SUPP=NEVER,                               SUPPRESSION CODE-
OPT=NOBLKSUP                             MESSAGE PROCESSING OPTIONS
USSMSG MSG=IST1232I,                       MESSAGE ID-
TEXT='IST1232I TSWEEP    = % QSWEEP    = %(2)', -
ROUTCDE=2,                                ROUTING CODE-
DESC=4,                                    DESCRIPTOR CODE-
SUPP=NEVER,                               SUPPRESSION CODE-
OPT=NOBLKSUP                             MESSAGE PROCESSING OPTIONS
USSMSG MSG=IST1233I,                       MESSAGE ID-
TEXT='IST1233I DEV      = %   DIR      = %(2)', -
ROUTCDE=2,                                ROUTING CODE-
DESC=4,                                    DESCRIPTOR CODE-
SUPP=NEVER,                               SUPPRESSION CODE-
OPT=NOBLKSUP                             MESSAGE PROCESSING OPTIONS
USSMSG MSG=IST1234I,                       MESSAGE ID-
TEXT='IST1234I BSIZE    = % MAXBYTES = %(2)', -
ROUTCDE=2,                                ROUTING CODE-
DESC=4,                                    DESCRIPTOR CODE-
SUPP=NEVER,                               SUPPRESSION CODE-
OPT=NOBLKSUP                             MESSAGE PROCESSING OPTIONS
USSMSG MSG=IST1235I,                       MESSAGE ID-
TEXT='IST1235I SIO      = % SLOWDOWN = %(2)', -
ROUTCDE=2,                                ROUTING CODE-
DESC=4,                                    DESCRIPTOR CODE-
SUPP=NEVER,                               SUPPRESSION CODE-
OPT=NOBLKSUP                             MESSAGE PROCESSING OPTIONS
USSMSG MSG=IST1236I,                       MESSAGE ID-
TEXT='IST1236I BYTECNTO = % BYTECNT  = %(2) %(3)', -
ROUTCDE=2,                                ROUTING CODE-
DESC=5,                                    DESCRIPTOR CODE-
SUPP=NEVER,                               SUPPRESSION CODE-
OPT=NOBLKSUP                             MESSAGE PROCESSING OPTIONS
USSMSG MSG=IST1237I,                       MESSAGE ID-
TEXT='IST1237I          % = %(2)  %(3)', -
ROUTCDE=2,                                ROUTING CODE-
DESC=5,                                    DESCRIPTOR CODE-
SUPP=NEVER,                               SUPPRESSION CODE-
OPT=NOBLKSUP                             MESSAGE PROCESSING OPTIONS
USSMSG MSG=IST1238I,                       MESSAGE ID-
TEXT='IST1238I DSPNAME  CURRENT MAXIMUM QUEUED', -
ROUTCDE=2,                                ROUTING CODE-
DESC=5,                                    DESCRIPTOR CODE-
SUPP=NEVER,                               SUPPRESSION CODE-
OPT=NOBLKSUP                             MESSAGE PROCESSING OPTIONS
USSMSG MSG=IST1239I,                       MESSAGE ID-
TEXT='IST1239I % %(2) %(3) %(4)', -
ROUTCDE=2,                                ROUTING CODE-
DESC=5,                                    DESCRIPTOR CODE-
SUPP=NEVER,                               SUPPRESSION CODE-
OPT=NOBLKSUP                             MESSAGE PROCESSING OPTIONS
USSMSG MSG=IST1240I,                       MESSAGE ID-
TEXT='IST1240I DSPNAME  CURRENT MAXIMUM JOBNAME APPL -
COUNT', -
ROUTCDE=2,                                ROUTING CODE-
DESC=5,                                    DESCRIPTOR CODE-
SUPP=NEVER,                               SUPPRESSION CODE-
OPT=NOBLKSUP                             MESSAGE PROCESSING OPTIONS
USSMSG MSG=IST1241I,                       MESSAGE ID-
TEXT='IST1241I % %(2) %(3) %(4) %(5) %(6)', -
ROUTCDE=2,                                ROUTING CODE-
DESC=5,                                    DESCRIPTOR CODE-
SUPP=NEVER,                               SUPPRESSION CODE-
OPT=NOBLKSUP                             MESSAGE PROCESSING OPTIONS
USSMSG MSG=IST1242I,                       MESSAGE ID-
TEXT='IST1242I POOL     CURRENT MAXIMUM %   %(2) %(3) -
', -
ROUTCDE=2,                                ROUTING CODE-
DESC=5,                                    DESCRIPTOR CODE-
SUPP=NEVER,                               SUPPRESSION CODE-
OPT=NOBLKSUP                             MESSAGE PROCESSING OPTIONS
USSMSG MSG=IST1243I,                       MESSAGE ID-
TEXT='IST1243I % %(2) %(3)  %(4) %(5) %(6)', -
ROUTCDE=2,                                ROUTING CODE-
DESC=5,                                    DESCRIPTOR CODE-
SUPP=NEVER,                               SUPPRESSION CODE-
OPT=NOBLKSUP                             MESSAGE PROCESSING OPTIONS
USSMSG MSG=IST1244I,                       MESSAGE ID-
TEXT='IST1244I TOTAL % POOL STORAGE USAGE: %(2) %(3)', -
ROUTCDE=2,                                ROUTING CODE-
DESC=5,                                    DESCRIPTOR CODE-

```

```

SUPP=NEVER, SUPPRESSION CODE-
OPT=NOBLKSUP MESSAGE PROCESSING OPTIONS
USSMSG MSG=IST1245I, MESSAGE ID-
TEXT='IST1245I NO NETWORK NODE SERVER IS AVAILABLE FOR C-
P-CP SESSIONS', -
ROUTCDE=2, ROUTING CODE-
DESC=5, DESCRIPTOR CODE-
SUPP=SER, SUPPRESSION CODE-
OPT=BLKSUP MESSAGE PROCESSING OPTIONS
USSMSG MSG=IST1246I, MESSAGE ID-
TEXT='IST1246I ADJACENT CP NOT DEFINED IN CURRENT NETWORK-
K NODE SERVER LIST', -
ROUTCDE=2, ROUTING CODE-
DESC=5, DESCRIPTOR CODE-
SUPP=SER, SUPPRESSION CODE-
OPT=BLKSUP MESSAGE PROCESSING OPTIONS
USSMSG MSG=IST1247I, MESSAGE ID-
TEXT='IST1247I ALL ATTEMPTS TO ESTABLISH A SESSION WERE -
UNSUCCESSFUL', -
ROUTCDE=2, ROUTING CODE-
DESC=5, DESCRIPTOR CODE-
SUPP=SER, SUPPRESSION CODE-
OPT=BLKSUP MESSAGE PROCESSING OPTIONS
USSMSG MSG=IST1248I, MESSAGE ID-
TEXT='IST1248I DEACTIVATE LOCAL LINK BEFORE DELETING', -
ROUTCDE=2, ROUTING CODE-
DESC=5, DESCRIPTOR CODE-
SUPP=NEVER, SUPPRESSION CODE-
OPT=BLKSUP MESSAGE PROCESSING OPTIONS
USSMSG MSG=IST1249I, MESSAGE ID-
TEXT='IST1249I SYNTAX ERROR AT RECORD % IN MEMBER %(2)', -
ROUTCDE=2, ROUTING CODE-
DESC=5, DESCRIPTOR CODE-
SUPP=WARN, SUPPRESSION CODE-
OPT=BLKSUP MESSAGE PROCESSING OPTIONS
USSMSG MSG=IST1250I, MESSAGE ID-
TEXT='IST1250I NAME LEVEL MODULE STATUS', -
ROUTCDE=2, ROUTING CODE-
DESC=5, DESCRIPTOR CODE-
SUPP=NEVER, SUPPRESSION CODE-
OPT=NOBLKSUP MESSAGE PROCESSING OPTIONS
USSMSG MSG=IST1251I, MESSAGE ID-
TEXT='IST1251I % %(2) %(3) %(4)', -
ROUTCDE=2, ROUTING CODE-
DESC=5, DESCRIPTOR CODE-
SUPP=NEVER, SUPPRESSION CODE-
OPT=NOBLKSUP MESSAGE PROCESSING OPTIONS
USSMSG MSG=IST1252I, MESSAGE ID-
TEXT='IST1252I DEFINED NETWORK NODE SERVER LIST, NAME = -
%', -
ROUTCDE=2, ROUTING CODE-
DESC=5, DESCRIPTOR CODE-
SUPP=NEVER, SUPPRESSION CODE-
OPT=BLKSUP MESSAGE PROCESSING OPTIONS
USSMSG MSG=IST1253I, MESSAGE ID-
TEXT='IST1253I % %(2) %(3)', -
ROUTCDE=2, ROUTING CODE-
DESC=5, DESCRIPTOR CODE-
SUPP=NEVER, SUPPRESSION CODE-
OPT=NOBLKSUP MESSAGE PROCESSING OPTIONS
USSMSG MSG=IST1254I, MESSAGE ID-
TEXT='IST1254I SERVER LIST PROCESSED ORDER = %', -
ROUTCDE=2, ROUTING CODE-
DESC=5, DESCRIPTOR CODE-
SUPP=NEVER, SUPPRESSION CODE-
OPT=BLKSUP MESSAGE PROCESSING OPTIONS
USSMSG MSG=IST1255I, MESSAGE ID-
TEXT='IST1255I OTHER NETWORK NODES ALLOWED AS SERVERS', -
ROUTCDE=2, ROUTING CODE-
DESC=5, DESCRIPTOR CODE-
SUPP=NEVER, SUPPRESSION CODE-
OPT=BLKSUP MESSAGE PROCESSING OPTIONS
USSMSG MSG=IST1256I, MESSAGE ID-
TEXT='IST1256I CURRENT NETWORK NODE SERVER', -
ROUTCDE=2, ROUTING CODE-
DESC=5, DESCRIPTOR CODE-
SUPP=NEVER, SUPPRESSION CODE-
OPT=BLKSUP MESSAGE PROCESSING OPTIONS
USSMSG MSG=IST1257I, MESSAGE ID-
TEXT='IST1257I SEQUENCE NOT VALID, STATEMENT IGNORED, SK-
IPPING TO EOF', -
ROUTCDE=2, ROUTING CODE-

```

	DESC=5,	DESCRIPTOR CODE-
	SUPP=WARN,	SUPPRESSION CODE-
	OPT=BLKSUP	MESSAGE PROCESSING OPTIONS
USSMSG	MSG=IST1258I,	MESSAGE ID-
	TEXT='IST1258I % IS NOT VALID FOR %(2)',	-
	ROUTCDE=2,	ROUTING CODE-
	DESC=5,	DESCRIPTOR CODE-
	SUPP=WARN,	SUPPRESSION CODE-
	OPT=BLKSUP	MESSAGE PROCESSING OPTIONS
USSMSG	MSG=IST1259I,	MESSAGE ID-
	TEXT='IST1259I VBUILD TYPE = % IS ONLY VALID FOR %(2)',	-
	ROUTCDE=2,	ROUTING CODE-
	DESC=5,	DESCRIPTOR CODE-
	SUPP=WARN,	SUPPRESSION CODE-
	OPT=BLKSUP	MESSAGE PROCESSING OPTIONS
USSMSG	MSG=IST1260I,	MESSAGE ID-
	TEXT='IST1260I % TRUNCATED - INSUFFICIENT STORAGE',	-
	ROUTCDE=2,	ROUTING CODE-
	DESC=5,	DESCRIPTOR CODE-
	SUPP=WARN,	SUPPRESSION CODE-
	OPT=BLKSUP	MESSAGE PROCESSING OPTIONS
USSMSG	MSG=IST1261I,	MESSAGE ID-
	TEXT='IST1261I ABEND OCCURRED DURING LINK DEFINITION',	-
	ROUTCDE=2,	ROUTING CODE-
	DESC=3,	DESCRIPTOR CODE-
	SUPP=NEVER,	SUPPRESSION CODE-
	OPT=BLKSUP	MESSAGE PROCESSING OPTIONS
USSMSG	MSG=IST1262I,	MESSAGE ID-
	TEXT='IST1262I MODULE % LOAD FAILED - %(2)',	-
	ROUTCDE=2,	ROUTING CODE-
	DESC=5,	DESCRIPTOR CODE-
	SUPP=NEVER,	SUPPRESSION CODE-
	OPT=BLKSUP	MESSAGE PROCESSING OPTIONS
USSMSG	MSG=IST1263I,	MESSAGE ID-
	TEXT='IST1263I % FOR %(2) FORCED COLD, %(3)',	-
	ROUTCDE=2,	ROUTING CODE-
	DESC=5,	DESCRIPTOR CODE-
	SUPP=WARN,	SUPPRESSION CODE-
	OPT=BLKSUP,	MESSAGE PROCESSING OPTIONS-
	MSGLVL=START	ISSUE OLD MESSAGE
USSMSG	MSG=IST1264I,	MESSAGE ID-
	TEXT='IST1264I % FOR %(2) FAILED DURING DEFINITION',	-
	ROUTCDE=2,	ROUTING CODE-
	DESC=5,	DESCRIPTOR CODE-
	SUPP=SER,	SUPPRESSION CODE-
	OPT=BLKSUP,	MESSAGE PROCESSING OPTIONS-
	MSGLVL=START	ISSUE OLD MESSAGE
USSMSG	MSG=IST1265I,	MESSAGE ID-
	TEXT='IST1265I % FOR %(2) FAILED - %(3)',	-
	ROUTCDE=2,	ROUTING CODE-
	DESC=5,	DESCRIPTOR CODE-
	SUPP=SER,	SUPPRESSION CODE-
	OPT=BLKSUP,	MESSAGE PROCESSING OPTIONS-
	MSGLVL=START	ISSUE OLD MESSAGE
USSMSG	MSG=IST1266I,	MESSAGE ID-
	TEXT='IST1266I % FOR %(2) AFFECTS NEW SESSIONS ONLY',	-
	ROUTCDE=2,	ROUTING CODE-
	DESC=5,	DESCRIPTOR CODE-
	SUPP=INFO,	SUPPRESSION CODE-
	OPT=BLKSUP,	MESSAGE PROCESSING OPTIONS-
	MSGLVL=START	ISSUE OLD MESSAGE
USSMSG	MSG=IST1267I,	MESSAGE ID-
	TEXT='IST1267I % FAILED - CANNOT DEFINE %(2)',	-
	ROUTCDE=2,	ROUTING CODE-
	DESC=5,	DESCRIPTOR CODE-
	SUPP=SER,	SUPPRESSION CODE-
	OPT=BLKSUP,	MESSAGE PROCESSING OPTIONS-
	MSGLVL=START	ISSUE OLD MESSAGE
USSMSG	MSG=IST1268I,	MESSAGE ID-
	TEXT='IST1268I % DEACTIVATION %(2) FAILED: %(3)',	-
	ROUTCDE=2,	ROUTING CODE-
	DESC=5,	DESCRIPTOR CODE-
	SUPP=NORM,	SUPPRESSION CODE-
	OPT=BLKSUP,	MESSAGE PROCESSING OPTIONS-
	MSGLVL=START	ISSUE OLD MESSAGE
USSMSG	MSG=IST1269I,	MESSAGE ID-
	TEXT='IST1269I % FOR %(2) FAILED',	-
	ROUTCDE=2,	ROUTING CODE-
	DESC=5,	DESCRIPTOR CODE-
	SUPP=SER,	SUPPRESSION CODE-
	OPT=BLKSUP,	MESSAGE PROCESSING OPTIONS-
	MSGLVL=START	ISSUE OLD MESSAGE

```

USSMSG MSG=IST1270I, MESSAGE ID-
TEXT='IST1270I % FAILED - %(2) NOT ACTIVE', -
ROUTCDE=2, ROUTING CODE-
DESC=5, DESCRIPTOR CODE-
SUPP=SER, SUPPRESSION CODE-
OPT=BLKSUP, MESSAGE PROCESSING OPTIONS-
MSGVLV=START ISSUE OLD MESSAGE
USSMSG MSG=IST1271I, MESSAGE ID-
TEXT='IST1271I % FOR %(2) SCHEDULED BY %(3)', -
ROUTCDE=2, ROUTING CODE-
DESC=5, DESCRIPTOR CODE-
SUPP=INFO, SUPPRESSION CODE-
OPT=BLKSUP, MESSAGE PROCESSING OPTIONS-
MSGVLV=START ISSUE OLD MESSAGE
USSMSG MSG=IST1272I, MESSAGE ID-
TEXT='IST1272I % %(2) CONTINUES - %(3) UNDEFINED', -
ROUTCDE=2, ROUTING CODE-
DESC=5, DESCRIPTOR CODE-
SUPP=WARN, SUPPRESSION CODE-
OPT=BLKSUP, MESSAGE PROCESSING OPTIONS-
MSGVLV=START ISSUE OLD MESSAGE
USSMSG MSG=IST1273I, MESSAGE ID-
TEXT='IST1273I % %(2) FAILED: %(3) PENDING', -
ROUTCDE=2, ROUTING CODE-
DESC=5, DESCRIPTOR CODE-
SUPP=SER, SUPPRESSION CODE-
OPT=BLKSUP, MESSAGE PROCESSING OPTIONS-
MSGVLV=START ISSUE OLD MESSAGE
USSMSG MSG=IST1274I, MESSAGE ID-
TEXT='IST1274I % %(2) FAILED: %(3) NOT ACTIVE', -
ROUTCDE=2, ROUTING CODE-
DESC=5, DESCRIPTOR CODE-
SUPP=SER, SUPPRESSION CODE-
OPT=BLKSUP, MESSAGE PROCESSING OPTIONS-
MSGVLV=START ISSUE OLD MESSAGE
USSMSG MSG=IST1275I, MESSAGE ID-
TEXT='IST1275I % IGNORED ON %(2) %(3)', -
ROUTCDE=2, ROUTING CODE-
DESC=5, DESCRIPTOR CODE-
SUPP=NORM, SUPPRESSION CODE-
OPT=BLKSUP, MESSAGE PROCESSING OPTIONS-
MSGVLV=START ISSUE OLD MESSAGE
USSMSG MSG=IST1276I, MESSAGE ID-
TEXT='IST1276I % %(2) CDRM = %(3)', -
ROUTCDE=8, ROUTING CODE-
DESC=5, DESCRIPTOR CODE-
SUPP=NEVER, SUPPRESSION CODE-
OPT=NOBLKSUP, MESSAGE PROCESSING OPTIONS-
MSGVLV=START ISSUE OLD MESSAGE
USSMSG MSG=IST1277I, MESSAGE ID-
TEXT='IST1277I % %(2) %(3) %(4) %(5) %(6) FAILED', -
ROUTCDE=2, ROUTING CODE-
DESC=5, DESCRIPTOR CODE-
SUPP=NORM, SUPPRESSION CODE-
OPT=BLKSUP, MESSAGE PROCESSING OPTIONS-
MSGVLV=START ISSUE OLD MESSAGE
USSMSG MSG=IST1278I, MESSAGE ID-
TEXT='IST1278I % FROM %(2) TO %(3) FOR %(4)', -
ROUTCDE=8, ROUTING CODE-
DESC=4, DESCRIPTOR CODE-
SUPP=INFO, SUPPRESSION CODE-
OPT=BLKSUP, MESSAGE PROCESSING OPTIONS-
MSGVLV=START ISSUE OLD MESSAGE
USSMSG MSG=IST1279I, MESSAGE ID-
TEXT='IST1279I % NOT UPDATED, %(2) AND CDRSC CONFLICT', -
ROUTCDE=2, ROUTING CODE-
DESC=5, DESCRIPTOR CODE-
SUPP=WARN, SUPPRESSION CODE-
OPT=BLKSUP, MESSAGE PROCESSING OPTIONS
USSMSG MSG=IST1280I, MESSAGE ID-
TEXT='IST1280I SESSION TYPE = % - SENSE = %(2)', -
ROUTCDE=2, ROUTING CODE-
DESC=5, DESCRIPTOR CODE-
SUPP=SER, SUPPRESSION CODE-
OPT=BLKSUP, MESSAGE PROCESSING OPTIONS
USSMSG MSG=IST1281I, MESSAGE ID-
TEXT='IST1281I % ON %(2) MUST BE NETWORK QUALIFIED', -
ROUTCDE=8, ROUTING CODE-
DESC=5, DESCRIPTOR CODE-
SUPP=SER, SUPPRESSION CODE-
OPT=BLKSUP, MESSAGE PROCESSING OPTIONS
USSMSG MSG=IST1282I, MESSAGE ID-

```

```

TEXT='IST1282I MESSAGE FROM % IN %(2)', -
ROUTCDE=2, ROUTING CODE-
DESC=4, DESCRIPTOR CODE-
SUPP=INFO, SUPPRESSION CODE-
OPT=BLKSUP MESSAGE PROCESSING OPTIONS
USSMSG MSG=IST1283I, MESSAGE ID-
TEXT='IST1283I MODIFY USUVAR COMMAND COMPLETE', -
ROUTCDE=2, ROUTING CODE-
DESC=5, DESCRIPTOR CODE-
SUPP=NEVER, SUPPRESSION CODE-
OPT=BLKSUP MESSAGE PROCESSING OPTIONS
USSMSG MSG=IST1284I, MESSAGE ID-
TEXT='IST1284I LUALIAS % IS %(2) FOR APPLICATIONS', -
ROUTCDE=2, ROUTING CODE-
DESC=5, DESCRIPTOR CODE-
SUPP=NEVER, SUPPRESSION CODE-
OPT=BLKSUP MESSAGE PROCESSING OPTIONS
USSMSG MSG=IST1285I, MESSAGE ID-
TEXT='IST1285I ADDRESS FOR % %(2) FROM %(3)', -
ROUTCDE=2, ROUTING CODE-
DESC=5, DESCRIPTOR CODE-
SUPP=NORM, SUPPRESSION CODE-
OPT=BLKSUP MESSAGE PROCESSING OPTIONS
MSGVLV=START ISSUE OLD MESSAGE
USSMSG MSG=IST1286I, MESSAGE ID-
TEXT='IST1286I SHADOW PROCESSING FAILED, % - %(2) RESET'-
,ROUTCDE=2, ROUTING CODE-
DESC=5, DESCRIPTOR CODE-
SUPP=INFO, SUPPRESSION CODE-
OPT=BLKSUP MESSAGE PROCESSING OPTIONS
USSMSG MSG=IST1287I, MESSAGE ID-
TEXT='IST1287I FAILURE REASON IS LUALIAS % ALREADY IN US-
E', -
ROUTCDE=2, ROUTING CODE-
DESC=5, DESCRIPTOR CODE-
SUPP=INFO, SUPPRESSION CODE-
OPT=BLKSUP MESSAGE PROCESSING OPTIONS
USSMSG MSG=IST1288I, MESSAGE ID-
TEXT='IST1288I TOPOLOGY DATASET RETRIEVAL WAS NOT SUCCES-
SFUL, CODE = %', -
ROUTCDE=2, ROUTING CODE-
DESC=5, DESCRIPTOR CODE-
SUPP=WARN, SUPPRESSION CODE-
OPT=BLKSUP MESSAGE PROCESSING OPTIONS
USSMSG MSG=IST1289I, MESSAGE ID-
TEXT='IST1289I FRSESET % PHYSICAL UNITS:', -
ROUTCDE=2, ROUTING CODE-
DESC=5, DESCRIPTOR CODE-
SUPP=INFO, SUPPRESSION CODE-
OPT=BLKSUP MESSAGE PROCESSING OPTIONS
USSMSG MSG=IST1290I, MESSAGE ID-
TEXT='IST1290I FRSESET HAS BEEN SUCCESSFULLY SENT TO NCP-
%', -
ROUTCDE=2, ROUTING CODE-
DESC=5, DESCRIPTOR CODE-
SUPP=INFO, SUPPRESSION CODE-
OPT=BLKSUP MESSAGE PROCESSING OPTIONS
USSMSG MSG=IST1291I, MESSAGE ID-
TEXT='IST1291I FRSESET WILL BE SENT TO THE NCP DURING PU-
ACTIVATION', -
ROUTCDE=2, ROUTING CODE-
DESC=5, DESCRIPTOR CODE-
SUPP=NEVER, SUPPRESSION CODE-
OPT=BLKSUP MESSAGE PROCESSING OPTIONS
USSMSG MSG=IST1292I, MESSAGE ID-
TEXT='IST1292I FRSESET WILL NOT BE SENT TO THE NCP DUE T-
O DEFINITION ERROR', -
ROUTCDE=2, ROUTING CODE-
DESC=5, DESCRIPTOR CODE-
SUPP=NEVER, SUPPRESSION CODE-
OPT=BLKSUP MESSAGE PROCESSING OPTIONS
USSMSG MSG=IST1293I, MESSAGE ID-
TEXT='IST1293I CMIP SERVICES IS ACTIVE', -
ROUTCDE=2, ROUTING CODE-
DESC=5, DESCRIPTOR CODE-
SUPP=NEVER, SUPPRESSION CODE-
OPT=BLKSUP MESSAGE PROCESSING OPTIONS
USSMSG MSG=IST1294I, MESSAGE ID-
TEXT='IST1294I FRSESET HAS BEEN SENT TO NCP % BUT FAILUR-
E OCCURRED', -
ROUTCDE=2, ROUTING CODE-
DESC=5, DESCRIPTOR CODE-

```

SUPP=INFO,	SUPPRESSION CODE-
OPT=BLKSUP	MESSAGE PROCESSING OPTIONS
USSMSG MSG=IST1295I,	MESSAGE ID-
TEXT='IST1295I CP NAME	NODETYPE ROUTERES CONGE-
STION CP-CP WEIGHT',	-
ROUTCDE=2,	ROUTING CODE-
DESC=5,	DESCRIPTOR CODE-
SUPP=NEVER,	SUPPRESSION CODE-
OPT=NOBLKSUP	MESSAGE PROCESSING OPTIONS
USSMSG MSG=IST1296I,	MESSAGE ID-
TEXT='IST1296I % (2) % (3) % (4) % (5) % (6)',	-
ROUTCDE=2,	ROUTING CODE-
DESC=5,	DESCRIPTOR CODE-
SUPP=NEVER,	SUPPRESSION CODE-
OPT=NOBLKSUP	MESSAGE PROCESSING OPTIONS
USSMSG MSG=IST1297I,	MESSAGE ID-
TEXT='IST1297I	ICN/MDH CDSERVR RSN -
HPR',	-
ROUTCDE=2,	ROUTING CODE-
DESC=5,	DESCRIPTOR CODE-
SUPP=NEVER,	SUPPRESSION CODE-
OPT=NOBLKSUP	MESSAGE PROCESSING OPTIONS
USSMSG MSG=IST1298I,	MESSAGE ID-
TEXT='IST1298I	% (2) % (3) % (4) % (5) % (6)',
(4)',	-
ROUTCDE=2,	ROUTING CODE-
DESC=5,	DESCRIPTOR CODE-
SUPP=NEVER,	SUPPRESSION CODE-
OPT=NOBLKSUP	MESSAGE PROCESSING OPTIONS
USSMSG MSG=IST1299I,	MESSAGE ID-
TEXT='IST1299I TRANSMISSION GROUPS ORIGINATING AT CP %',	-
ROUTCDE=2,	ROUTING CODE-
DESC=5,	DESCRIPTOR CODE-
SUPP=NEVER,	SUPPRESSION CODE-
OPT=NOBLKSUP	MESSAGE PROCESSING OPTIONS
USSMSG MSG=IST1300I,	MESSAGE ID-
TEXT='IST1300I DESTINATION CP TGN STATUS TGTYP-	-
E VALUE WEIGHT',	-
ROUTCDE=2,	ROUTING CODE-
DESC=5,	DESCRIPTOR CODE-
SUPP=NEVER,	SUPPRESSION CODE-
OPT=NOBLKSUP	MESSAGE PROCESSING OPTIONS
USSMSG MSG=IST1301I,	MESSAGE ID-
TEXT='IST1301I % (2) % (3) % (4) % (5) % (6)',	-
ROUTCDE=2,	ROUTING CODE-
DESC=5,	DESCRIPTOR CODE-
SUPP=NEVER,	SUPPRESSION CODE-
OPT=NOBLKSUP	MESSAGE PROCESSING OPTIONS
USSMSG MSG=IST1302I,	MESSAGE ID-
TEXT='IST1302I	CAPACITY PDELAY COSTT-
IME COSTBYTE',	-
ROUTCDE=2,	ROUTING CODE-
DESC=5,	DESCRIPTOR CODE-
SUPP=NEVER,	SUPPRESSION CODE-
OPT=NOBLKSUP	MESSAGE PROCESSING OPTIONS
USSMSG MSG=IST1303I,	MESSAGE ID-
TEXT='IST1303I	% (2) % (3) % (4) % (5) % (6)',
4)',	-
ROUTCDE=2,	ROUTING CODE-
DESC=5,	DESCRIPTOR CODE-
SUPP=NEVER,	SUPPRESSION CODE-
OPT=NOBLKSUP	MESSAGE PROCESSING OPTIONS
USSMSG MSG=IST1304I,	MESSAGE ID-
TEXT='IST1304I	SECURITY UPARM1 UPARM-
2 UPARM3',	-
ROUTCDE=2,	ROUTING CODE-
DESC=5,	DESCRIPTOR CODE-
SUPP=NEVER,	SUPPRESSION CODE-
OPT=NOBLKSUP	MESSAGE PROCESSING OPTIONS
USSMSG MSG=IST1305I,	MESSAGE ID-
TEXT='IST1305I	% (2) % (3) % (4) % (5) % (6)',
% (4)',	-
ROUTCDE=2,	ROUTING CODE-
DESC=5,	DESCRIPTOR CODE-
SUPP=NEVER,	SUPPRESSION CODE-
OPT=NOBLKSUP	MESSAGE PROCESSING OPTIONS
USSMSG MSG=IST1306I,	MESSAGE ID-
TEXT='IST1306I LAST CHECKPOINT ADJ NN EN SERVED E-	-
N CDSERVR ICN BN',	-
ROUTCDE=2,	ROUTING CODE-
DESC=5,	DESCRIPTOR CODE-
SUPP=NEVER,	SUPPRESSION CODE-

```

      OPT=NOBLKSUP                                MESSAGE PROCESSING OPTIONS
USSMSG MSG=IST1307I,                                MESSAGE ID-
TEXT='IST1307I % (2) % (3) % (4) % (5) % (6) % (7) % (8) % (9)',
ROUTCDE=2,                                ROUTING CODE-
DESC=5,                                DESCRIPTOR CODE-
SUPP=NEVER,                                SUPPRESSION CODE-
OPT=NOBLKSUP                                MESSAGE PROCESSING OPTIONS
USSMSG MSG=IST1308I,                                MESSAGE ID-
TEXT='IST1308I RESOURCE WAS NOT FOUND IN THE TOPOLOGY DA-
TBASE',
ROUTCDE=2,                                ROUTING CODE-
DESC=5,                                DESCRIPTOR CODE-
SUPP=NEVER,                                SUPPRESSION CODE-
OPT=NOBLKSUP                                MESSAGE PROCESSING OPTIONS
USSMSG MSG=IST1309I,                                MESSAGE ID-
TEXT='IST1309I START OPTION CURRENT VALUE ORIGINAL -
VALUE ORIGIN',
ROUTCDE=2,                                ROUTING CODE-
DESC=5,                                DESCRIPTOR CODE-
SUPP=NEVER,                                SUPPRESSION CODE-
OPT=NOBLKSUP                                MESSAGE PROCESSING OPTIONS
USSMSG MSG=IST1310I,                                MESSAGE ID-
TEXT='IST1310I % (2) % (3) % (4)',
ROUTCDE=2,                                ROUTING CODE-
DESC=5,                                DESCRIPTOR CODE-
SUPP=NEVER,                                SUPPRESSION CODE-
OPT=NOBLKSUP                                MESSAGE PROCESSING OPTIONS
USSMSG MSG=IST1311A,                                MESSAGE ID-
TEXT='IST1311A ENTER START OPTION OVERRIDES OR ENTER HAL-
T TO EXIT VTAM',
ROUTCDE=2,                                ROUTING CODE-
DESC=1,                                DESCRIPTOR CODE-
SUPP=NEVER,                                SUPPRESSION CODE-
OPT=BLKSUP                                MESSAGE PROCESSING OPTIONS
USSMSG MSG=IST1312I,                                MESSAGE ID-
TEXT='IST1312I NO START OPTIONS HAVE BEEN MODIFIED',
ROUTCDE=2,                                ROUTING CODE-
DESC=5,                                DESCRIPTOR CODE-
SUPP=NEVER,                                SUPPRESSION CODE-
OPT=BLKSUP                                MESSAGE PROCESSING OPTIONS
USSMSG MSG=IST1313I,                                MESSAGE ID-
TEXT='IST1313I NO TRACES ACTIVE FOR %',
ROUTCDE=2,                                ROUTING CODE-
DESC=5,                                DESCRIPTOR CODE-
SUPP=NEVER,                                SUPPRESSION CODE-
OPT=BLKSUP                                MESSAGE PROCESSING OPTIONS
USSMSG MSG=IST1314I,                                MESSAGE ID-
TEXT='IST1314I TRLE = % STATUS = % (2) CONTROL = % (3)',
ROUTCDE=2,                                ROUTING CODE-
DESC=5,                                DESCRIPTOR CODE-
SUPP=NEVER,                                SUPPRESSION CODE-
OPT=NOBLKSUP                                MESSAGE PROCESSING OPTIONS
USSMSG MSG=IST1315I,                                MESSAGE ID-
TEXT='IST1315I DISPLAY TRUNCATED AT % = % (2)',
ROUTCDE=2,                                ROUTING CODE-
DESC=5,                                DESCRIPTOR CODE-
SUPP=NEVER,                                SUPPRESSION CODE-
OPT=BLKSUP                                MESSAGE PROCESSING OPTIONS
USSMSG MSG=IST1316I,                                MESSAGE ID-
TEXT='IST1316I PU NAME = % STATUS = % (2) TRLE = % (3)',
ROUTCDE=2,                                ROUTING CODE-
DESC=5,                                DESCRIPTOR CODE-
SUPP=NEVER,                                SUPPRESSION CODE-
OPT=NOBLKSUP                                MESSAGE PROCESSING OPTIONS
USSMSG MSG=IST1317I,                                MESSAGE ID-
TEXT='IST1317I DLCADDR SUBFIELDS FOR PID: % % (2)',
ROUTCDE=2,                                ROUTING CODE-
DESC=5,                                DESCRIPTOR CODE-
SUPP=NEVER,                                SUPPRESSION CODE-
OPT=BLKSUP                                MESSAGE PROCESSING OPTIONS
USSMSG MSG=IST1318I,                                MESSAGE ID-
TEXT='IST1318I %',
ROUTCDE=2,                                ROUTING CODE-
DESC=5,                                DESCRIPTOR CODE-
SUPP=NEVER,                                SUPPRESSION CODE-
OPT=BLKSUP                                MESSAGE PROCESSING OPTIONS
USSMSG MSG=IST1319I,                                MESSAGE ID-
TEXT='IST1319I %',
ROUTCDE=2,                                ROUTING CODE-
DESC=5,                                DESCRIPTOR CODE-
SUPP=NEVER,                                SUPPRESSION CODE-

```


OPT=NOBLKSUP	MESSAGE PROCESSING OPTIONS
USSMSG MSG=IST1320I,	MESSAGE ID-
TEXT='IST1320I % IS ONLY VALID AT %(2)',	-
ROUTCDE=2,	ROUTING CODE-
DESC=5,	DESCRIPTOR CODE-
SUPP=SER,	SUPPRESSION CODE-
OPT=BLKSUP	MESSAGE PROCESSING OPTIONS
USSMSG MSG=IST1321I,	MESSAGE ID-
TEXT='IST1321I TABLE FOR % %(2)',	-
ROUTCDE=2,	ROUTING CODE-
DESC=5,	DESCRIPTOR CODE-
SUPP=NEVER,	SUPPRESSION CODE-
OPT=BLKSUP	MESSAGE PROCESSING OPTIONS
USSMSG MSG=IST1322I,	MESSAGE ID-
TEXT='IST1322I NON-NATIVE NATIVE',	-
ROUTCDE=2,	ROUTING CODE-
DESC=5,	DESCRIPTOR CODE-
SUPP=NEVER,	SUPPRESSION CODE-
OPT=NOBLKSUP	MESSAGE PROCESSING OPTIONS
USSMSG MSG=IST1323I,	MESSAGE ID-
TEXT='IST1323I % %(2) %(3)',	-
ROUTCDE=2,	ROUTING CODE-
DESC=5,	DESCRIPTOR CODE-
SUPP=NEVER,	SUPPRESSION CODE-
OPT=NOBLKSUP	MESSAGE PROCESSING OPTIONS
USSMSG MSG=IST1324I,	MESSAGE ID-
TEXT='IST1324I VNNAME = % VNGROUP = %(2) %(3)',	-
ROUTCDE=2,	ROUTING CODE-
DESC=5,	DESCRIPTOR CODE-
SUPP=NEVER,	SUPPRESSION CODE-
OPT=NOBLKSUP	MESSAGE PROCESSING OPTIONS
USSMSG MSG=IST1326I,	MESSAGE ID-
TEXT='IST1326I CP NAME TYPE STATE STAT-	-
US SNVC',	-
ROUTCDE=2,	ROUTING CODE-
DESC=5,	DESCRIPTOR CODE-
SUPP=NEVER,	SUPPRESSION CODE-
OPT=NOBLKSUP	MESSAGE PROCESSING OPTIONS
USSMSG MSG=IST1327I,	MESSAGE ID-
TEXT='IST1327I % %(2) %(3) %(4) %(5)',	-
ROUTCDE=2,	ROUTING CODE-
DESC=5,	DESCRIPTOR CODE-
SUPP=NEVER,	SUPPRESSION CODE-
OPT=NOBLKSUP	MESSAGE PROCESSING OPTIONS
USSMSG MSG=IST1328I,	MESSAGE ID-
TEXT='IST1328I TRLE % NOT FOUND',	-
ROUTCDE=2,	ROUTING CODE-
DESC=5,	DESCRIPTOR CODE-
SUPP=NEVER,	SUPPRESSION CODE-
OPT=BLKSUP	MESSAGE PROCESSING OPTIONS
USSMSG MSG=IST1329I,	MESSAGE ID-
TEXT='IST1329I % %(2) FAILED - VIRTUAL NODE NOT DEFINED'-	-
,ROUTCDE=2,	ROUTING CODE-
DESC=5,	DESCRIPTOR CODE-
SUPP=NEVER,	SUPPRESSION CODE-
OPT=BLKSUP	MESSAGE PROCESSING OPTIONS
USSMSG MSG=IST1330I,	MESSAGE ID-
TEXT='IST1330I % CANNOT BE ACTIVATED FROM %(2)',	-
ROUTCDE=2,	ROUTING CODE-
DESC=5,	DESCRIPTOR CODE-
SUPP=INFO,	SUPPRESSION CODE-
OPT=BLKSUP	MESSAGE PROCESSING OPTIONS
USSMSG MSG=IST1331I,	MESSAGE ID-
TEXT='IST1331I % IS INACTIVE',	-
ROUTCDE=2,	ROUTING CODE-
DESC=5,	DESCRIPTOR CODE-
SUPP=SER,	SUPPRESSION CODE-
OPT=BLKSUP	MESSAGE PROCESSING OPTIONS
USSMSG MSG=IST1332I,	MESSAGE ID-
TEXT='IST1332I CMIP SERVICES LOAD FAILED FOR % IN %(2)',	-
ROUTCDE=2,	ROUTING CODE-
DESC=5,	DESCRIPTOR CODE-
SUPP=WARN,	SUPPRESSION CODE-
OPT=BLKSUP	MESSAGE PROCESSING OPTIONS
USSMSG MSG=IST1333I,	MESSAGE ID-
TEXT='IST1333I ADJLIST = %',	-
ROUTCDE=2,	ROUTING CODE-
DESC=5,	DESCRIPTOR CODE-
SUPP=NEVER,	SUPPRESSION CODE-
OPT=BLKSUP	MESSAGE PROCESSING OPTIONS
USSMSG MSG=IST1334I,	MESSAGE ID-
TEXT='IST1334I TGN NOT AVAILABLE',	-

```

ROUTCDE=2,                                ROUTING CODE-
DESC=5,                                    DESCRIPTOR CODE-
SUPP=WARN,                                SUPPRESSION CODE-
OPT=BLKSUP                                MESSAGE PROCESSING OPTIONS
USSMSG MSG=IST1335I,                        MESSAGE ID-
TEXT='IST1335I % HAS NO ADJCDRM STATEMENT FOR ADJLIST %(-
2)',
ROUTCDE=2,                                ROUTING CODE-
DESC=5,                                    DESCRIPTOR CODE-
SUPP=WARN,                                SUPPRESSION CODE-
OPT=BLKSUP                                MESSAGE PROCESSING OPTIONS
USSMSG MSG=IST1336I,                        MESSAGE ID-
TEXT='IST1336I % ACTIVATION FAILED = CONFLICTING %(2) VA-
LUES',
ROUTCDE=2,                                ROUTING CODE-
DESC=5,                                    DESCRIPTOR CODE-
SUPP=INFO,                                SUPPRESSION CODE-
OPT=BLKSUP                                MESSAGE PROCESSING OPTIONS
USSMSG MSG=IST1337I,                        MESSAGE ID-
TEXT='IST1337I % ON %(2) IGNORED - ONLY VALID FOR BN',
ROUTCDE=2,                                ROUTING CODE-
DESC=5,                                    DESCRIPTOR CODE-
SUPP=INFO,                                SUPPRESSION CODE-
OPT=BLKSUP                                MESSAGE PROCESSING OPTIONS
USSMSG MSG=IST1338I,                        MESSAGE ID-
TEXT='IST1338I % VALUE ON %(2) IGNORED-VALUES CONFLICT',
ROUTCDE=2,                                ROUTING CODE-
DESC=5,                                    DESCRIPTOR CODE-
SUPP=INFO,                                SUPPRESSION CODE-
OPT=BLKSUP                                MESSAGE PROCESSING OPTIONS
USSMSG MSG=IST1342I,                        MESSAGE ID-
TEXT='IST1342I DNSUFFIX = %',
ROUTCDE=8,                                ROUTING CODE-
DESC=5,                                    DESCRIPTOR CODE-
SUPP=NEVER,                                SUPPRESSION CODE-
OPT=BLKSUP                                MESSAGE PROCESSING OPTIONS
USSMSG MSG=IST1343I,                        MESSAGE ID-
TEXT='IST1343I %',
ROUTCDE=8,                                ROUTING CODE-
DESC=5,                                    DESCRIPTOR CODE-
SUPP=NEVER,                                SUPPRESSION CODE-
OPT=NOBLKSUP                                MESSAGE PROCESSING OPTIONS
USSMSG MSG=IST1345I,                        MESSAGE ID-
TEXT='IST1345I ID VALUE DESCRIPTION',
ROUTCDE=2,                                ROUTING CODE-
DESC=5,                                    DESCRIPTOR CODE-
SUPP=NEVER,                                SUPPRESSION CODE-
OPT=NOBLKSUP                                MESSAGE PROCESSING OPTIONS
USSMSG MSG=IST1346I,                        MESSAGE ID-
TEXT='IST1346I NCP DOES NOT SUPPORT CONNECTION NETWORK F-
UNCTION',
ROUTCDE=2,                                ROUTING CODE-
DESC=5,                                    DESCRIPTOR CODE-
SUPP=WARN,                                SUPPRESSION CODE-
OPT=BLKSUP                                MESSAGE PROCESSING OPTIONS
USSMSG MSG=IST1347I,                        MESSAGE ID-
TEXT='IST1347I INSUFFICIENT STORAGE TO DELAY DISCONNECT -
OF %',
ROUTCDE=2,                                ROUTING CODE-
DESC=5,                                    DESCRIPTOR CODE-
SUPP=NORM,                                SUPPRESSION CODE-
OPT=BLKSUP                                MESSAGE PROCESSING OPTIONS
USSMSG MSG=IST1348I,                        MESSAGE ID-
TEXT='IST1348I VTAM STARTED AS %',
ROUTCDE=2,                                ROUTING CODE-
DESC=5,                                    DESCRIPTOR CODE-
SUPP=NEVER,                                SUPPRESSION CODE-
OPT=BLKSUP                                MESSAGE PROCESSING OPTIONS
USSMSG MSG=IST1349I,                        MESSAGE ID-
TEXT='IST1349I COMPONENT ID IS %',
ROUTCDE=2,                                ROUTING CODE-
DESC=5,                                    DESCRIPTOR CODE-
SUPP=NEVER,                                SUPPRESSION CODE-
OPT=BLKSUP                                MESSAGE PROCESSING OPTIONS
USSMSG MSG=IST1350I,                        MESSAGE ID-
TEXT='IST1350I DEFINITION ERROR: %',
ROUTCDE=2,                                ROUTING CODE-
DESC=5,                                    DESCRIPTOR CODE-
SUPP=WARN,                                SUPPRESSION CODE-
OPT=BLKSUP                                MESSAGE PROCESSING OPTIONS
USSMSG MSG=IST1351I,                        MESSAGE ID-
TEXT='IST1351I DLURNAME DIALNUMBER

```

PID GID CNT',	-
ROUTCDE=2,	ROUTING CODE-
DESC=5,	DESCRIPTOR CODE-
SUPP=NEVER,	SUPPRESSION CODE-
OPT=NOBLKSUP	MESSAGE PROCESSING OPTIONS
USSMSG MSG=IST1352I,	MESSAGE ID-
TEXT='IST1352I DLUR NAME	DLUS CONWINNER STATE -
DLUS CONLOSER STATE',	-
ROUTCDE=2,	ROUTING CODE-
DESC=5,	DESCRIPTOR CODE-
SUPP=NEVER,	SUPPRESSION CODE-
OPT=NOBLKSUP	MESSAGE PROCESSING OPTIONS
USSMSG MSG=IST1353I,	MESSAGE ID-
TEXT='IST1353I % (2) % (3)',	-
ROUTCDE=2,	ROUTING CODE-
DESC=5,	DESCRIPTOR CODE-
SUPP=NEVER,	SUPPRESSION CODE-
OPT=NOBLKSUP	MESSAGE PROCESSING OPTIONS
USSMSG MSG=IST1354I,	MESSAGE ID-
TEXT='IST1354I DLUR NAME = % MAJNODE = % (2)',	-
ROUTCDE=2,	ROUTING CODE-
DESC=5,	DESCRIPTOR CODE-
SUPP=NEVER,	SUPPRESSION CODE-
OPT=NOBLKSUP	MESSAGE PROCESSING OPTIONS
USSMSG MSG=IST1355I,	MESSAGE ID-
TEXT='IST1355I PHYSICAL UNITS SUPPORTED BY DLUR %',	-
ROUTCDE=2,	ROUTING CODE-
DESC=5,	DESCRIPTOR CODE-
SUPP=NEVER,	SUPPRESSION CODE-
OPT=NOBLKSUP	MESSAGE PROCESSING OPTIONS
USSMSG MSG=IST1356I,	MESSAGE ID-
TEXT='IST1356I NETWORK NODE DOES NOT PROVIDE REQUIRED SE-	-
RVER FUNCTION',	-
ROUTCDE=2,	ROUTING CODE-
DESC=5,	DESCRIPTOR CODE-
SUPP=SER,	SUPPRESSION CODE-
OPT=NOBLKSUP	MESSAGE PROCESSING OPTIONS
USSMSG MSG=IST1357I,	MESSAGE ID-
TEXT='IST1357I	-
CPCP',	-
ROUTCDE=2,	ROUTING CODE-
DESC=5,	DESCRIPTOR CODE-
SUPP=NEVER,	SUPPRESSION CODE-
OPT=NOBLKSUP	MESSAGE PROCESSING OPTIONS
USSMSG MSG=IST1358I,	MESSAGE ID-
TEXT='IST1358I NO QUALIFYING MATCHES % (2)',	-
ROUTCDE=2,	ROUTING CODE-
DESC=5,	DESCRIPTOR CODE-
SUPP=NEVER,	SUPPRESSION CODE-
OPT=BLKSUP	MESSAGE PROCESSING OPTIONS
USSMSG MSG=IST1359I,	MESSAGE ID-
TEXT='IST1359I MEMBER NAME	OWNING CP SELECTABLE-
APPC',	-
ROUTCDE=2,	ROUTING CODE-
DESC=5,	DESCRIPTOR CODE-
SUPP=NEVER,	SUPPRESSION CODE-
OPT=NOBLKSUP	MESSAGE PROCESSING OPTIONS
USSMSG MSG=IST1360I,	MESSAGE ID-
TEXT='IST1360I % (2) % (3) % (4)',	-
ROUTCDE=2,	ROUTING CODE-
DESC=5,	DESCRIPTOR CODE-
SUPP=NEVER,	SUPPRESSION CODE-
OPT=NOBLKSUP	MESSAGE PROCESSING OPTIONS
USSMSG MSG=IST1361I,	MESSAGE ID-
TEXT='IST1361I % FROM % (2) IGNORED - NOT A VALID NAME',	-
ROUTCDE=2,	ROUTING CODE-
DESC=5,	DESCRIPTOR CODE-
SUPP=SER,	SUPPRESSION CODE-
OPT=BLKSUP	MESSAGE PROCESSING OPTIONS
USSMSG MSG=IST1363I,	MESSAGE ID-
TEXT='IST1363I GENERIC RESOURCE NAME % REPRESENTS % (2)',	-
ROUTCDE=2,	ROUTING CODE-
DESC=5,	DESCRIPTOR CODE-
SUPP=NEVER,	SUPPRESSION CODE-
OPT=BLKSUP	MESSAGE PROCESSING OPTIONS
USSMSG MSG=IST1364I,	MESSAGE ID-
TEXT='IST1364I % IS A GENERIC RESOURCE NAME FOR:',	-
ROUTCDE=2,	ROUTING CODE-
DESC=5,	DESCRIPTOR CODE-
SUPP=NEVER,	SUPPRESSION CODE-
OPT=BLKSUP	MESSAGE PROCESSING OPTIONS
USSMSG MSG=IST1365I,	MESSAGE ID-

```

TEXT='IST1365I CONNECTION ATTEMPT TO STRUCTURE % FAILED'-
,ROUTCDE=2,                                ROUTING CODE-
DESC=5,                                    DESCRIPTOR CODE-
SUPP=WARN,                                SUPPRESSION CODE-
OPT=BLKSUP                                MESSAGE PROCESSING OPTIONS
USSMSG MSG=IST1366I,                        MESSAGE ID-
TEXT='IST1366I MVS MACRO % FAILED - RTN CODE= %(2) - REA-
SON CODE= %(3)',                            -
ROUTCDE=2,                                ROUTING CODE-
DESC=5,                                    DESCRIPTOR CODE-
SUPP=WARN,                                SUPPRESSION CODE-
OPT=BLKSUP                                MESSAGE PROCESSING OPTIONS
USSMSG MSG=IST1367I,                        MESSAGE ID-
TEXT='IST1367I COUPLING FACILITY STRUCTURE % NOT AVAILAB-
LE',                                        -
ROUTCDE=2,                                ROUTING CODE-
DESC=5,                                    DESCRIPTOR CODE-
SUPP=NEVER,                                SUPPRESSION CODE-
OPT=BLKSUP                                MESSAGE PROCESSING OPTIONS
USSMSG MSG=IST1368I,                        MESSAGE ID-
TEXT='IST1368I CONNECTION IS PENDING',        -
ROUTCDE=2,                                ROUTING CODE-
DESC=5,                                    DESCRIPTOR CODE-
SUPP=NEVER,                                SUPPRESSION CODE-
OPT=BLKSUP                                MESSAGE PROCESSING OPTIONS
USSMSG MSG=IST1369I,                        MESSAGE ID-
TEXT='IST1369I % IS IN PROGRESS',            -
ROUTCDE=2,                                ROUTING CODE-
DESC=5,                                    DESCRIPTOR CODE-
SUPP=NEVER,                                SUPPRESSION CODE-
OPT=BLKSUP                                MESSAGE PROCESSING OPTIONS
USSMSG MSG=IST1370I,                        MESSAGE ID-
TEXT='IST1370I % IS CONNECTED TO STRUCTURE %(2)', -
ROUTCDE=2,                                ROUTING CODE-
DESC=5,                                    DESCRIPTOR CODE-
SUPP=NEVER,                                SUPPRESSION CODE-
OPT=BLKSUP                                MESSAGE PROCESSING OPTIONS
USSMSG MSG=IST1372I,                        MESSAGE ID-
TEXT='IST1372I STRUCTURE % IS BEING DUMPED', -
ROUTCDE=2,                                ROUTING CODE-
DESC=5,                                    DESCRIPTOR CODE-
SUPP=NEVER,                                SUPPRESSION CODE-
OPT=BLKSUP                                MESSAGE PROCESSING OPTIONS
USSMSG MSG=IST1373I,                        MESSAGE ID-
TEXT='IST1373I STORAGE ELEMENT SIZE = %',    -
ROUTCDE=2,                                ROUTING CODE-
DESC=5,                                    DESCRIPTOR CODE-
SUPP=NEVER,                                SUPPRESSION CODE-
OPT=BLKSUP                                MESSAGE PROCESSING OPTIONS
USSMSG MSG=IST1374I,                        MESSAGE ID-
TEXT='IST1374I XIMUM PERCENT',              CURRENT MA-
ROUTCDE=2,                                ROUTING CODE-
DESC=5,                                    DESCRIPTOR CODE-
SUPP=NEVER,                                SUPPRESSION CODE-
OPT=NOBLKSUP                             MESSAGE PROCESSING OPTIONS
USSMSG MSG=IST1375I,                        MESSAGE ID-
TEXT='IST1375I STRUCTURE SIZE                % %(2)  %(3)', -
ROUTCDE=2,                                ROUTING CODE-
DESC=5,                                    DESCRIPTOR CODE-
SUPP=NEVER,                                SUPPRESSION CODE-
OPT=NOBLKSUP                             MESSAGE PROCESSING OPTIONS
USSMSG MSG=IST1376I,                        MESSAGE ID-
TEXT='IST1376I STORAGE ELEMENTS              % %(2)  %(3)', -
ROUTCDE=2,                                ROUTING CODE-
DESC=5,                                    DESCRIPTOR CODE-
SUPP=NEVER,                                SUPPRESSION CODE-
OPT=NOBLKSUP                             MESSAGE PROCESSING OPTIONS
USSMSG MSG=IST1377I,                        MESSAGE ID-
TEXT='IST1377I LIST ENTRIES                  % %(2)  %(3)', -
ROUTCDE=2,                                ROUTING CODE-
DESC=5,                                    DESCRIPTOR CODE-
SUPP=NEVER,                                SUPPRESSION CODE-
OPT=NOBLKSUP                             MESSAGE PROCESSING OPTIONS
USSMSG MSG=IST1378I,                        MESSAGE ID-
TEXT='IST1378I % FAILED FOR %(2) - GENERIC RESOURCE NAME-
EXISTS',                                    -
ROUTCDE=8,                                ROUTING CODE-
DESC=5,                                    DESCRIPTOR CODE-
SUPP=NEVER,                                SUPPRESSION CODE-
OPT=BLKSUP                                MESSAGE PROCESSING OPTIONS
USSMSG MSG=IST1380I,                        MESSAGE ID-

```

```

TEXT='IST1380I DISCONNECTING FROM STRUCTURE %', -
ROUTCDE=2, ROUTING CODE-
DESC=5, DESCRIPTOR CODE-
SUPP=WARN, SUPPRESSION CODE-
OPT=BLKSUP MESSAGE PROCESSING OPTIONS
USSMSG MSG=IST1381I, MESSAGE ID-
TEXT='IST1381I REBUILD STARTED FOR STRUCTURE %', -
ROUTCDE=2, ROUTING CODE-
DESC=5, DESCRIPTOR CODE-
SUPP=WARN, SUPPRESSION CODE-
OPT=BLKSUP MESSAGE PROCESSING OPTIONS
USSMSG MSG=IST1382I, MESSAGE ID-
TEXT='IST1382I REBUILD HAS BEEN STOPPED FOR STRUCTURE %'-
,ROUTCDE=2, ROUTING CODE-
DESC=5, DESCRIPTOR CODE-
SUPP=NEVER, SUPPRESSION CODE-
OPT=BLKSUP MESSAGE PROCESSING OPTIONS
USSMSG MSG=IST1383I, MESSAGE ID-
TEXT='IST1383I REBUILD COMPLETE FOR STRUCTURE %', -
ROUTCDE=2, ROUTING CODE-
DESC=5, DESCRIPTOR CODE-
SUPP=NEVER, SUPPRESSION CODE-
OPT=BLKSUP MESSAGE PROCESSING OPTIONS
USSMSG MSG=IST1385I, MESSAGE ID-
TEXT='IST1385I ADJCLUST INFORMATION WAS IGNORED DUE TO I-
NSUFFICIENT STORAGE', -
ROUTCDE=2, ROUTING CODE-
DESC=5, DESCRIPTOR CODE-
SUPP=INFO, SUPPRESSION CODE-
OPT=BLKSUP MESSAGE PROCESSING OPTIONS
USSMSG MSG=IST1386I, MESSAGE ID-
TEXT='IST1386I DYNAMIC ALLOCATION FAILED FOR % CODE = %-
(2) REASON = %(3)', -
ROUTCDE=2, ROUTING CODE-
DESC=5, DESCRIPTOR CODE-
SUPP=INFO, SUPPRESSION CODE-
OPT=NOBLKSUP MESSAGE PROCESSING OPTIONS
USSMSG MSG=IST1391I, MESSAGE ID-
TEXT='IST1391I DELAYED DISCONNECT OF % FAILED DUE TO ABE-
ND', -
ROUTCDE=2, ROUTING CODE-
DESC=5, DESCRIPTOR CODE-
SUPP=NORM, SUPPRESSION CODE-
OPT=BLKSUP MESSAGE PROCESSING OPTIONS
USSMSG MSG=IST1392I, MESSAGE ID-
TEXT='IST1392I DISCNTIM = % DEFINED AT %(2) FOR DISCONNE-
CT', -
ROUTCDE=2, ROUTING CODE-
DESC=5, DESCRIPTOR CODE-
SUPP=NORM, SUPPRESSION CODE-
OPT=BLKSUP MESSAGE PROCESSING OPTIONS
USSMSG MSG=IST1393I, MESSAGE ID-
TEXT='IST1393I GENERIC RESOURCE NAME RESOLUTION EXIT IS -
%', -
ROUTCDE=2, ROUTING CODE-
DESC=5, DESCRIPTOR CODE-
SUPP=NEVER, SUPPRESSION CODE-
OPT=BLKSUP MESSAGE PROCESSING OPTIONS
USSMSG MSG=IST1394I, MESSAGE ID-
TEXT='IST1394I CPNAME = % STATION ID = %(2)', -
ROUTCDE=8, ROUTING CODE-
DESC=4, DESCRIPTOR CODE-
SUPP=SER, SUPPRESSION CODE-
OPT=NOBLKSUP MESSAGE PROCESSING OPTIONS
USSMSG MSG=IST1395I, MESSAGE ID-
TEXT='IST1395I FLDTAB = % FILTER = %(2)', -
ROUTCDE=2, ROUTING CODE-
DESC=5, DESCRIPTOR CODE-
SUPP=NEVER, SUPPRESSION CODE-
OPT=BLKSUP MESSAGE PROCESSING OPTIONS
USSMSG MSG=IST1396I, MESSAGE ID-
TEXT='IST1396I DISK I/O INITIALIZATION FAILED FOR CMIP S-
ERVICES', -
ROUTCDE=2, ROUTING CODE-
DESC=5, DESCRIPTOR CODE-
SUPP=SER, SUPPRESSION CODE-
OPT=BLKSUP MESSAGE PROCESSING OPTIONS
USSMSG MSG=IST1397I, MESSAGE ID-
TEXT='IST1397I INITIALIZATION FAILED FOR CMIP SERVICES', -
ROUTCDE=2, ROUTING CODE-
DESC=5, DESCRIPTOR CODE-
SUPP=SER, SUPPRESSION CODE-

```

```

      OPT=BLKSUP                                MESSAGE PROCESSING OPTIONS
USSMSG MSG=IST1398I,                            MESSAGE ID-
TEXT='IST1398I ALL ATTEMPTS TO RESTART CMIP SERVICES WER-
E UNSUCCESSFUL',                                -
ROUTCDE=2,                                        ROUTING CODE-
DESC=5,                                           DESCRIPTOR CODE-
SUPP=SER,                                         SUPPRESSION CODE-
OPT=BLKSUP                                MESSAGE PROCESSING OPTIONS
USSMSG MSG=IST1399I,                            MESSAGE ID-
TEXT='IST1399I ATTEMPTING TO RESTART CMIP SERVICES', -
ROUTCDE=2,                                        ROUTING CODE-
DESC=5,                                           DESCRIPTOR CODE-
SUPP=SER,                                         SUPPRESSION CODE-
OPT=BLKSUP                                MESSAGE PROCESSING OPTIONS
USSMSG MSG=IST1400I,                            MESSAGE ID-
TEXT='IST1400I DGTIMER = % EXTIMER = %(2)', -
ROUTCDE=8,                                        ROUTING CODE-
DESC=5,                                           DESCRIPTOR CODE-
SUPP=NEVER,                                       SUPPRESSION CODE-
OPT=NOBLKSUP                                MESSAGE PROCESSING OPTIONS
USSMSG MSG=IST1401I,                            MESSAGE ID-
TEXT='IST1401I RESOURCE NOT FOUND-RETRY IN % SEC(S) OR %-
(2) REQUEST(S)',                                -
ROUTCDE=2,                                        ROUTING CODE-
DESC=5,                                           DESCRIPTOR CODE-
SUPP=NEVER,                                       SUPPRESSION CODE-
OPT=BLKSUP                                MESSAGE PROCESSING OPTIONS
USSMSG MSG=IST1402I,                            MESSAGE ID-
TEXT='IST1402I SRTIMER = % SRCOUNT = %(2)', -
ROUTCDE=2,                                        ROUTING CODE-
DESC=5,                                           DESCRIPTOR CODE-
SUPP=NEVER,                                       SUPPRESSION CODE-
OPT=NOBLKSUP                                MESSAGE PROCESSING OPTIONS
USSMSG MSG=IST1403I,                            MESSAGE ID-
TEXT='IST1403I MODIFY QUERY REPLY FROM %', -
ROUTCDE=2,                                        ROUTING CODE-
DESC=5,                                           DESCRIPTOR CODE-
SUPP=NEVER,                                       SUPPRESSION CODE-
OPT=BLKSUP                                MESSAGE PROCESSING OPTIONS
USSMSG MSG=IST1404I,                            MESSAGE ID-
TEXT='IST1404I % %(2)', -
ROUTCDE=2,                                        ROUTING CODE-
DESC=5,                                           DESCRIPTOR CODE-
SUPP=NEVER,                                       SUPPRESSION CODE-
OPT=BLKSUP                                MESSAGE PROCESSING OPTIONS
USSMSG MSG=IST1405I,                            MESSAGE ID-
TEXT='IST1405I %', -
ROUTCDE=2,                                        ROUTING CODE-
DESC=5,                                           DESCRIPTOR CODE-
SUPP=NEVER,                                       SUPPRESSION CODE-
OPT=NOBLKSUP                                MESSAGE PROCESSING OPTIONS
USSMSG MSG=IST1406I,                            MESSAGE ID-
TEXT='IST1406I CONTIMER = % IATIMER = %(2)', -
ROUTCDE=8,                                        ROUTING CODE-
DESC=5,                                           DESCRIPTOR CODE-
SUPP=NEVER,                                       SUPPRESSION CODE-
OPT=NOBLKSUP                                MESSAGE PROCESSING OPTIONS
USSMSG MSG=IST1407I,                            MESSAGE ID-
TEXT='IST1407I % IS A MULTIPLE INSTANCE OF EXIT %(2)', -
ROUTCDE=8,                                        ROUTING CODE-
DESC=4,                                           DESCRIPTOR CODE-
SUPP=NEVER,                                       SUPPRESSION CODE-
OPT=BLKSUP                                MESSAGE PROCESSING OPTIONS
USSMSG MSG=IST1408I,                            MESSAGE ID-
TEXT='IST1408I MODIFY TGP NOT APPLICABLE FOR % %(2)', -
ROUTCDE=2,                                        ROUTING CODE-
DESC=5,                                           DESCRIPTOR CODE-
SUPP=NEVER,                                       SUPPRESSION CODE-
OPT=BLKSUP                                MESSAGE PROCESSING OPTIONS
USSMSG MSG=IST1409I,                            MESSAGE ID-
TEXT='IST1409I % ASSOC = %(2) ETYPE = %(3)', -
ROUTCDE=2,                                        ROUTING CODE-
DESC=5,                                           DESCRIPTOR CODE-
SUPP=NEVER,                                       SUPPRESSION CODE-
OPT=NOBLKSUP                                MESSAGE PROCESSING OPTIONS
USSMSG MSG=IST1410I,                            MESSAGE ID-
TEXT='IST1410I QUERY % %(2)', -
ROUTCDE=2,                                        ROUTING CODE-
DESC=5,                                           DESCRIPTOR CODE-
SUPP=NEVER,                                       SUPPRESSION CODE-
OPT=BLKSUP                                MESSAGE PROCESSING OPTIONS
USSMSG MSG=IST1411I,                            MESSAGE ID-

```

```

TEXT='IST1411I INOP GENERATED FOR %',
ROUTCDE=8,
DESC=4,
SUPP=WARN,
OPT=BLKSUP
USSMSG MSG=IST1412I,
TEXT='IST1412I % (2) - RETURN CODE (3)',
ROUTCDE=8,
DESC=4,
SUPP=INFO,
OPT=BLKSUP
USSMSG MSG=IST1413I,
TEXT='IST1413I % - REDIAL ATTEMPTED FOR (2)',
ROUTCDE=2,
DESC=5,
SUPP=NORM,
OPT=BLKSUP
USSMSG MSG=IST1414I,
TEXT='IST1414I % - REDIAL NOT ATTEMPTED FOR (2)',
ROUTCDE=2,
DESC=5,
SUPP=NORM,
OPT=BLKSUP
USSMSG MSG=IST1415I,
TEXT='IST1415I % CONFLICTS WITH A GENERIC RESOURCE NAME',
ROUTCDE=2,
DESC=5,
SUPP=NEVER,
OPT=BLKSUP
USSMSG MSG=IST1416I,
TEXT='IST1416I ID = % FAILED - RECOVERY IN PROGRESS',
ROUTCDE=(2,8),
DESC=4,
SUPP=WARN,
OPT=BLKSUP,
MSGVLV=START
USSMSG MSG=IST1417I,
TEXT='IST1417I NETID NAME STATUS TYPE MAJNODE',
ROUTCDE=2,
DESC=3,
SUPP=NEVER,
OPT=NOBLKSUP
USSMSG MSG=IST1418I,
TEXT='IST1418I % (2) (3) (4) (5)',
ROUTCDE=2,
DESC=5,
SUPP=NEVER,
OPT=NOBLKSUP
USSMSG MSG=IST1419I,
TEXT='IST1419I DUPLICATE SESSION INFORMATION REPORTED FOR %',
ROUTCDE=2,
DESC=5,
SUPP=INFO,
OPT=BLKSUP
USSMSG MSG=IST1420I,
TEXT='IST1420I UNABLE TO ASSOCIATE THE FOLLOWING SESSION(S) WITH %',
ROUTCDE=2,
DESC=5,
SUPP=INFO,
OPT=BLKSUP
USSMSG MSG=IST1421I,
TEXT='IST1421I % (2) HAS DUPLICATE ADDRESS',
ROUTCDE=8,
DESC=5,
SUPP=WARN,
OPT=BLKSUP
USSMSG MSG=IST1422I,
TEXT='IST1422I SAVED TRACE REQUESTS FOR %',
ROUTCDE=2,
DESC=5,
SUPP=NEVER,
OPT=BLKSUP
USSMSG MSG=IST1423I,
TEXT='IST1423I % REJECTED BECAUSE DSPLYWLD = (2)',
ROUTCDE=5,
DESC=2,
SUPP=SER,
OPT=BLKSUP
USSMSG MSG=IST1424I,

```

```

TEXT='IST1424I APPLICATIONS DEFINED USING THIS MODEL:', -
ROUTCDE=2, ROUTING CODE-
DESC=5, DESCRIPTOR CODE-
SUPP=NEVER, SUPPRESSION CODE-
OPT=BLKSUP MESSAGE PROCESSING OPTIONS
USSMSG MSG=IST1425I, MESSAGE ID-
TEXT='IST1425I DEFINED USING MODEL %', -
ROUTCDE=2, ROUTING CODE-
DESC=5, DESCRIPTOR CODE-
SUPP=NEVER, SUPPRESSION CODE-
OPT=BLKSUP MESSAGE PROCESSING OPTIONS
USSMSG MSG=IST1426I, MESSAGE ID-
TEXT='IST1426I NO APPLICATIONS DEFINED USING THIS MODEL', -
ROUTCDE=2, ROUTING CODE-
DESC=5, DESCRIPTOR CODE-
SUPP=NEVER, SUPPRESSION CODE-
OPT=BLKSUP MESSAGE PROCESSING OPTIONS
USSMSG MSG=IST1427I, MESSAGE ID-
TEXT='IST1427I NAME = % FOUND TYPE = %(2)', -
ROUTCDE=2, ROUTING CODE-
DESC=5, DESCRIPTOR CODE-
SUPP=NEVER, SUPPRESSION CODE-
OPT=NOBLKSUP MESSAGE PROCESSING OPTIONS
USSMSG MSG=IST1430I, MESSAGE ID-
TEXT='IST1430I REASON FOR INOP IS %', -
ROUTCDE=4, ROUTING CODE-
DESC=8, DESCRIPTOR CODE-
SUPP=INFO, SUPPRESSION CODE-
OPT=BLKSUP MESSAGE PROCESSING OPTIONS
USSMSG MSG=IST1431I, MESSAGE ID-
TEXT='IST1431I APPNCOS SUBAREA COS', -
ROUTCDE=2, ROUTING CODE-
DESC=5, DESCRIPTOR CODE-
SUPP=NEVER, SUPPRESSION CODE-
OPT=NOBLKSUP MESSAGE PROCESSING OPTIONS
USSMSG MSG=IST1432I, MESSAGE ID-
TEXT='IST1432I DYNLU AND CDRSC VALUES FOR % CONFLICT', -
ROUTCDE=8, ROUTING CODE-
DESC=5, DESCRIPTOR CODE-
SUPP=NEVER, SUPPRESSION CODE-
OPT=BLKSUP MESSAGE PROCESSING OPTIONS
USSMSG MSG=IST1433I, MESSAGE ID-
TEXT='IST1433I % REJECTED - DSPLYWLD = NO FOR APPL %(2)', -
ROUTCDE=5, ROUTING CODE-
DESC=2, DESCRIPTOR CODE-
SUPP=SER, SUPPRESSION CODE-
OPT=BLKSUP MESSAGE PROCESSING OPTIONS
USSMSG MSG=IST1434I, MESSAGE ID-
TEXT='IST1434I DLUR ANS SUPPORT CONFLICT FOR PU % - SET -
TO ANS=STOP', -
ROUTCDE=2, ROUTING CODE-
DESC=5, DESCRIPTOR CODE-
SUPP=NEVER, SUPPRESSION CODE-
OPT=BLKSUP MESSAGE PROCESSING OPTIONS
USSMSG MSG=IST1435I, MESSAGE ID-
TEXT='IST1435I LEVEL INPUT OUTPUT', -
ROUTCDE=2, ROUTING CODE-
DESC=5, DESCRIPTOR CODE-
SUPP=NEVER, SUPPRESSION CODE-
OPT=NOBLKSUP MESSAGE PROCESSING OPTIONS
USSMSG MSG=IST1436I, MESSAGE ID-
TEXT='IST1436I RU PENDING:', -
ROUTCDE=8, ROUTING CODE-
DESC=4, DESCRIPTOR CODE-
SUPP=INFO, SUPPRESSION CODE-
OPT=NOBLKSUP MESSAGE PROCESSING OPTIONS
USSMSG MSG=IST1437I, MESSAGE ID-
TEXT='IST1437I % DEFAULT VALUE NOT USED, DEFAULT=YES ALR-
EADY FOUND', -
ROUTCDE=2, ROUTING CODE-
DESC=5, DESCRIPTOR CODE-
SUPP=INFO, SUPPRESSION CODE-
OPT=BLKSUP MESSAGE PROCESSING OPTIONS
USSMSG MSG=IST1438I, MESSAGE ID-
TEXT='IST1438I LOGMODE % UNKNOWN IN THIS DOMAIN, DEFAULT-
IS ISTCOSDF', -
ROUTCDE=2, ROUTING CODE-
DESC=5, DESCRIPTOR CODE-
SUPP=NEVER, SUPPRESSION CODE-
OPT=BLKSUP MESSAGE PROCESSING OPTIONS
USSMSG MSG=IST1439I, MESSAGE ID-

```



```

TEXT='IST1439I % PERCENT OF %(2) USED FOR STRUCTURE %(3)-
,
ROUTCDE=2, ROUTING CODE-
DESC=11, DESCRIPTOR CODE-
SUPP=NEVER, SUPPRESSION CODE-
OPT=BLKSUP MESSAGE PROCESSING OPTIONS
USSMSG MSG=IST1440I, MESSAGE ID-
TEXT='IST1440I USE = %',
ROUTCDE=2, ROUTING CODE-
DESC=5, DESCRIPTOR CODE-
SUPP=INFO, SUPPRESSION CODE-
OPT=BLKSUP MESSAGE PROCESSING OPTIONS
USSMSG MSG=IST1441I, MESSAGE ID-
TEXT='IST1441I VARY ACT FOR % FAILED, USE=SPARE',
ROUTCDE=2, ROUTING CODE-
DESC=5, DESCRIPTOR CODE-
SUPP=INFO, SUPPRESSION CODE-
OPT=BLKSUP MESSAGE PROCESSING OPTIONS
USSMSG MSG=IST1442I, MESSAGE ID-
TEXT='IST1442I MODIFY LINEDEF FAILED, % CANNOT BE REDEFI-
NED',
ROUTCDE=2, ROUTING CODE-
DESC=5, DESCRIPTOR CODE-
SUPP=INFO, SUPPRESSION CODE-
OPT=BLKSUP MESSAGE PROCESSING OPTIONS
USSMSG MSG=IST1443I, MESSAGE ID-
TEXT='IST1443I ACYDDF LOADED = NO ACCESS AUTHORITY CHECK-
ING',
ROUTCDE=2, ROUTING CODE-
DESC=5, DESCRIPTOR CODE-
SUPP=WARN, SUPPRESSION CODE-
OPT=BLKSUP MESSAGE PROCESSING OPTIONS
USSMSG MSG=IST1444I, MESSAGE ID-
TEXT='IST1444I % NOT LOADED = %(2)',
ROUTCDE=2, ROUTING CODE-
DESC=5, DESCRIPTOR CODE-
SUPP=WARN, SUPPRESSION CODE-
OPT=BLKSUP MESSAGE PROCESSING OPTIONS
USSMSG MSG=IST1445I, MESSAGE ID-
TEXT='IST1445I RESOURCE % FOR USERVAR %(2) NOT FOUND',
ROUTCDE=8, ROUTING CODE-
DESC=5, DESCRIPTOR CODE-
SUPP=NEVER, SUPPRESSION CODE-
OPT=BLKSUP MESSAGE PROCESSING OPTIONS
USSMSG MSG=IST1446I, MESSAGE ID-
TEXT='IST1446I SYMBOLIC SUBSTITUTION NOT AVAILABLE IN TH-
IS RELEASE OF MVS',
ROUTCDE=2, ROUTING CODE-
DESC=5, DESCRIPTOR CODE-
SUPP=WARN, SUPPRESSION CODE-
OPT=BLKSUP MESSAGE PROCESSING OPTIONS
USSMSG MSG=IST1447I, MESSAGE ID-
TEXT='IST1447I REGISTRATION TYPE = %',
ROUTCDE=2, ROUTING CODE-
DESC=5, DESCRIPTOR CODE-
SUPP=NEVER, SUPPRESSION CODE-
OPT=NOBLKSUP MESSAGE PROCESSING OPTIONS
USSMSG MSG=IST1449I, MESSAGE ID-
TEXT='IST1449I DEFAULT(S) WILL BE USED IF NO OVERRIDE IS-
SPECIFIED',
ROUTCDE=2, ROUTING CODE-
DESC=3, DESCRIPTOR CODE-
SUPP=INFO, SUPPRESSION CODE-
OPT=BLKSUP MESSAGE PROCESSING OPTIONS
USSMSG MSG=IST1450I, MESSAGE ID-
TEXT='IST1450I GLOBAL TNSTAT = % CNSL = %(2) TIME = -
%(3)',
ROUTCDE=2, ROUTING CODE-
DESC=5, DESCRIPTOR CODE-
SUPP=NEVER, SUPPRESSION CODE-
OPT=NOBLKSUP MESSAGE PROCESSING OPTIONS
USSMSG MSG=IST1451I, MESSAGE ID-
TEXT='IST1451I TRLE = % TNSTAT = %(2)',
ROUTCDE=2, ROUTING CODE-
DESC=5, DESCRIPTOR CODE-
SUPP=NEVER, SUPPRESSION CODE-
OPT=NOBLKSUP MESSAGE PROCESSING OPTIONS
USSMSG MSG=IST1452I, MESSAGE ID-
TEXT='IST1452I % MISMATCH IGNORED FOR %(2)',
ROUTCDE=2, ROUTING CODE-
DESC=3, DESCRIPTOR CODE-
SUPP=INFO, SUPPRESSION CODE-

```

```

      OPT=NOBLKSUP          MESSAGE PROCESSING OPTIONS
USSMSG MSG=IST1453I,          MESSAGE ID-
TEXT='IST1453I VARY INACT FOR % FAILED - FRSESET PU ACTI-
VE',
ROUTCDE=2,                  ROUTING CODE-
DESC=5,                    DESCRIPTOR CODE-
SUPP=NEVER,                SUPPRESSION CODE-
OPT=BLKSUP                MESSAGE PROCESSING OPTIONS
USSMSG MSG=IST1454I,          MESSAGE ID-
TEXT='IST1454I % (2) DISPLAYED (3)%(4)',
ROUTCDE=2,                  ROUTING CODE-
DESC=5,                    DESCRIPTOR CODE-
SUPP=NEVER,                SUPPRESSION CODE-
OPT=BLKSUP                MESSAGE PROCESSING OPTIONS
USSMSG MSG=IST1455I,          MESSAGE ID-
TEXT='IST1455I ERROR DETECTED BY EXIT SERVICES FOR % IN -
(2)',
ROUTCDE=2,                  ROUTING CODE-
DESC=4,                    DESCRIPTOR CODE-
SUPP=INFO,                 SUPPRESSION CODE-
OPT=BLKSUP                MESSAGE PROCESSING OPTIONS
USSMSG MSG=IST1456I,          MESSAGE ID-
TEXT='IST1456I FUNCTION % - REASON: (2)',
ROUTCDE=2,                  ROUTING CODE-
DESC=4,                    DESCRIPTOR CODE-
SUPP=INFO,                 SUPPRESSION CODE-
OPT=BLKSUP                MESSAGE PROCESSING OPTIONS
USSMSG MSG=IST1457I,          MESSAGE ID-
TEXT='IST1457I VTAM APING VERSION % (PARTNER TP VERSION -
(2))',
ROUTCDE=2,                  ROUTING CODE-
DESC=5,                    DESCRIPTOR CODE-
SUPP=NEVER,                SUPPRESSION CODE-
OPT=BLKSUP                MESSAGE PROCESSING OPTIONS
USSMSG MSG=IST1458I,          MESSAGE ID-
TEXT='IST1458I ORIGIN  ADJSUB  VR      TP      ER -
REVERSE ER',
ROUTCDE=2,                  ROUTING CODE-
DESC=5,                    DESCRIPTOR CODE-
SUPP=NEVER,                SUPPRESSION CODE-
OPT=NOBLKSUP              MESSAGE PROCESSING OPTIONS
USSMSG MSG=IST1459I,          MESSAGE ID-
TEXT='IST1459I %      (2)      (3)      (4)      (5) -
(6)',
ROUTCDE=2,                  ROUTING CODE-
DESC=5,                    DESCRIPTOR CODE-
SUPP=NEVER,                SUPPRESSION CODE-
OPT=NOBLKSUP              MESSAGE PROCESSING OPTIONS
USSMSG MSG=IST1460I,          MESSAGE ID-
TEXT='IST1460I TGN  CPNAME          TG TYPE  HPR'-
,ROUTCDE=2,                  ROUTING CODE-
DESC=5,                    DESCRIPTOR CODE-
SUPP=NEVER,                SUPPRESSION CODE-
OPT=NOBLKSUP              MESSAGE PROCESSING OPTIONS
USSMSG MSG=IST1461I,          MESSAGE ID-
TEXT='IST1461I %      (2)      (3)      (4)',
ROUTCDE=2,                  ROUTING CODE-
DESC=5,                    DESCRIPTOR CODE-
SUPP=NEVER,                SUPPRESSION CODE-
OPT=NOBLKSUP              MESSAGE PROCESSING OPTIONS
USSMSG MSG=IST1462I,          MESSAGE ID-
TEXT='IST1462I ECHO IS %',
ROUTCDE=2,                  ROUTING CODE-
DESC=5,                    DESCRIPTOR CODE-
SUPP=NEVER,                SUPPRESSION CODE-
OPT=BLKSUP                MESSAGE PROCESSING OPTIONS
USSMSG MSG=IST1463I,          MESSAGE ID-
TEXT='IST1463I ALLOCATION DURATION: % MILLISECONDS',
ROUTCDE=2,                  ROUTING CODE-
DESC=5,                    DESCRIPTOR CODE-
SUPP=NEVER,                SUPPRESSION CODE-
OPT=BLKSUP                MESSAGE PROCESSING OPTIONS
USSMSG MSG=IST1464I,          MESSAGE ID-
TEXT='IST1464I PROGRAM STARTUP AND VERSION EXCHANGE: % M-
ILLISECONDS',
ROUTCDE=2,                  ROUTING CODE-
DESC=5,                    DESCRIPTOR CODE-
SUPP=NEVER,                SUPPRESSION CODE-
OPT=BLKSUP                MESSAGE PROCESSING OPTIONS
USSMSG MSG=IST1465I,          MESSAGE ID-
TEXT='IST1465I          DURATION      DATA SENT  DATA RA-
TE  DATA RATE',

```

ROUTCDE=2,	ROUTING CODE-
DESC=5,	DESCRIPTOR CODE-
SUPP=NEVER,	SUPPRESSION CODE-
OPT=NOBLKSUP	MESSAGE PROCESSING OPTIONS
USSMSG MSG=IST1466I,	MESSAGE ID-
TEXT='IST1466I (MILLISECONDS) (BYTES) (KBYTE/SE-	-
C) (MBIT/SEC)',	-
ROUTCDE=2,	ROUTING CODE-
DESC=5,	DESCRIPTOR CODE-
SUPP=NEVER,	SUPPRESSION CODE-
OPT=NOBLKSUP	MESSAGE PROCESSING OPTIONS
USSMSG MSG=IST1467I,	MESSAGE ID-
TEXT='IST1467I % (2) (3) (4)',	-
ROUTCDE=2,	ROUTING CODE-
DESC=5,	DESCRIPTOR CODE-
SUPP=NEVER,	SUPPRESSION CODE-
OPT=NOBLKSUP	MESSAGE PROCESSING OPTIONS
USSMSG MSG=IST1468I,	MESSAGE ID-
TEXT='IST1468I TOTALS: % (2) (3) (4)',	-
ROUTCDE=2,	ROUTING CODE-
DESC=5,	DESCRIPTOR CODE-
SUPP=NEVER,	SUPPRESSION CODE-
OPT=NOBLKSUP	MESSAGE PROCESSING OPTIONS
USSMSG MSG=IST1469I,	MESSAGE ID-
TEXT='IST1469I DURATION STATISTICS:',	-
ROUTCDE=2,	ROUTING CODE-
DESC=5,	DESCRIPTOR CODE-
SUPP=NEVER,	SUPPRESSION CODE-
OPT=BLKSUP	MESSAGE PROCESSING OPTIONS
USSMSG MSG=IST1470I,	MESSAGE ID-
TEXT='IST1470I MINIMUM = % AVERAGE = (2) MAXIMUM = (3) -	-
,	-
ROUTCDE=2,	ROUTING CODE-
DESC=5,	DESCRIPTOR CODE-
SUPP=NEVER,	SUPPRESSION CODE-
OPT=BLKSUP	MESSAGE PROCESSING OPTIONS
USSMSG MSG=IST1471I,	MESSAGE ID-
TEXT='IST1471I SESSION UNAVAILABLE FOR APING',	-
ROUTCDE=2,	ROUTING CODE-
DESC=5,	DESCRIPTOR CODE-
SUPP=NEVER,	SUPPRESSION CODE-
OPT=NOBLKSUP	MESSAGE PROCESSING OPTIONS
USSMSG MSG=IST1472I,	MESSAGE ID-
TEXT='IST1472I APING % ERROR',	-
ROUTCDE=2,	ROUTING CODE-
DESC=5,	DESCRIPTOR CODE-
SUPP=NEVER,	SUPPRESSION CODE-
OPT=BLKSUP	MESSAGE PROCESSING OPTIONS
USSMSG MSG=IST1473I,	MESSAGE ID-
TEXT='IST1473I SENSE = %',	-
ROUTCDE=2,	ROUTING CODE-
DESC=5,	DESCRIPTOR CODE-
SUPP=NEVER,	SUPPRESSION CODE-
OPT=BLKSUP	MESSAGE PROCESSING OPTIONS
USSMSG MSG=IST1474I,	MESSAGE ID-
TEXT='IST1474I % TP CONCURRENT INSTANCE LIMIT = (2)',	-
ROUTCDE=2,	ROUTING CODE-
DESC=5,	DESCRIPTOR CODE-
SUPP=NEVER,	SUPPRESSION CODE-
OPT=BLKSUP	MESSAGE PROCESSING OPTIONS
USSMSG MSG=IST1475I,	MESSAGE ID-
TEXT='IST1475I EXIT % IN USE: REENTER COMMAND TO FORCE',	-
ROUTCDE=2,	ROUTING CODE-
DESC=3,	DESCRIPTOR CODE-
SUPP=NEVER,	SUPPRESSION CODE-
OPT=BLKSUP	MESSAGE PROCESSING OPTIONS
USSMSG MSG=IST1476I,	MESSAGE ID-
TEXT='IST1476I TCID X''%' - REMOTE TCID X''(2)''',	-
ROUTCDE=2,	ROUTING CODE-
DESC=5,	DESCRIPTOR CODE-
SUPP=NEVER,	SUPPRESSION CODE-
OPT=BLKSUP	MESSAGE PROCESSING OPTIONS
USSMSG MSG=IST1477I,	MESSAGE ID-
TEXT='IST1477I ALLOWED DATA FLOW RATE = % (2)',	-
ROUTCDE=2,	ROUTING CODE-
DESC=5,	DESCRIPTOR CODE-
SUPP=NEVER,	SUPPRESSION CODE-
OPT=BLKSUP	MESSAGE PROCESSING OPTIONS
USSMSG MSG=IST1478I,	MESSAGE ID-
TEXT='IST1478I NUMBER OF UNACKNOWLEDGED BUFFERS = %',	-
ROUTCDE=2,	ROUTING CODE-
DESC=5,	DESCRIPTOR CODE-

```

SUPP=NEVER, SUPPRESSION CODE-
OPT=BLKSUP MESSAGE PROCESSING OPTIONS
USSMSG MSG=IST1479I, MESSAGE ID-
TEXT='IST1479I RTP CONNECTION STATE = % - MNPS = %(2)', -
ROUTCDE=2, ROUTING CODE-
DESC=5, DESCRIPTOR CODE-
SUPP=NEVER, SUPPRESSION CODE-
OPT=BLKSUP MESSAGE PROCESSING OPTIONS
USSMSG MSG=IST1480I, MESSAGE ID-
TEXT='IST1480I RTP END TO END ROUTE - RSCV PATH', -
ROUTCDE=2, ROUTING CODE-
DESC=5, DESCRIPTOR CODE-
SUPP=NEVER, SUPPRESSION CODE-
OPT=BLKSUP MESSAGE PROCESSING OPTIONS
USSMSG MSG=IST1481I, MESSAGE ID-
TEXT='IST1481I DESTINATION CP % - NCE X' '%(2)' ', -
ROUTCDE=2, ROUTING CODE-
DESC=5, DESCRIPTOR CODE-
SUPP=NEVER, SUPPRESSION CODE-
OPT=BLKSUP MESSAGE PROCESSING OPTIONS
USSMSG MSG=IST1482I, MESSAGE ID-
TEXT='IST1482I HPR = % - OVERRIDE = %(2) - CONNECTION = -
%(3)', -
ROUTCDE=2, ROUTING CODE-
DESC=5, DESCRIPTOR CODE-
SUPP=NEVER, SUPPRESSION CODE-
OPT=BLKSUP MESSAGE PROCESSING OPTIONS
USSMSG MSG=IST1483I, MESSAGE ID-
TEXT='IST1483I DTEAD = % VNREVCHG = %(2)', -
ROUTCDE=2, ROUTING CODE-
DESC=5, DESCRIPTOR CODE-
SUPP=NEVER, SUPPRESSION CODE-
OPT=NOBLKSUP MESSAGE PROCESSING OPTIONS
USSMSG MSG=IST1484I, MESSAGE ID-
TEXT='IST1484I % %(2)', -
ROUTCDE=2, ROUTING CODE-
DESC=5, DESCRIPTOR CODE-
SUPP=NEVER, SUPPRESSION CODE-
OPT=NOBLKSUP MESSAGE PROCESSING OPTIONS
USSMSG MSG=IST1485I, MESSAGE ID-
TEXT='IST1485I DLCADDR SUBFIELDS FOR %', -
ROUTCDE=2, ROUTING CODE-
DESC=5, DESCRIPTOR CODE-
SUPP=NEVER, SUPPRESSION CODE-
OPT=BLKSUP MESSAGE PROCESSING OPTIONS
USSMSG MSG=IST1486I, MESSAGE ID-
TEXT='IST1486I RTP NAME STATE DESTINATIO-
N CP MNPS TYPE', -
ROUTCDE=2, ROUTING CODE-
DESC=5, DESCRIPTOR CODE-
SUPP=NEVER, SUPPRESSION CODE-
OPT=NOBLKSUP MESSAGE PROCESSING OPTIONS
USSMSG MSG=IST1487I, MESSAGE ID-
TEXT='IST1487I % %(2) %(3) %(4) %(5)', -
ROUTCDE=2, ROUTING CODE-
DESC=5, DESCRIPTOR CODE-
SUPP=NEVER, SUPPRESSION CODE-
OPT=NOBLKSUP MESSAGE PROCESSING OPTIONS
USSMSG MSG=IST1488I, MESSAGE ID-
TEXT='IST1488I % OF RTP %(2) AS %(3) TO %(4)', -
ROUTCDE=2, ROUTING CODE-
DESC=5, DESCRIPTOR CODE-
SUPP=NEVER, SUPPRESSION CODE-
OPT=BLKSUP MESSAGE PROCESSING OPTIONS
USSMSG MSG=IST1489I, MESSAGE ID-
TEXT='IST1489I APING SESSION INFORMATION', -
ROUTCDE=2, ROUTING CODE-
DESC=5, DESCRIPTOR CODE-
SUPP=NEVER, SUPPRESSION CODE-
OPT=NOBLKSUP MESSAGE PROCESSING OPTIONS
USSMSG MSG=IST1490I, MESSAGE ID-
TEXT='IST1490I DLU=% SID=%(2)', -
ROUTCDE=2, ROUTING CODE-
DESC=5, DESCRIPTOR CODE-
SUPP=NEVER, SUPPRESSION CODE-
OPT=BLKSUP MESSAGE PROCESSING OPTIONS
USSMSG MSG=IST1493I, MESSAGE ID-
TEXT='IST1493I RTP SUMMARY FOR % COUNT = %(2) RTPONLY = -
%(3)', -
ROUTCDE=2, ROUTING CODE-
DESC=5, DESCRIPTOR CODE-
SUPP=NEVER, SUPPRESSION CODE-

```

```

      OPT=BLKSUP                                MESSAGE PROCESSING OPTIONS
USSMSG MSG=IST1494I,                            MESSAGE ID-
TEXT='IST1494I PATH SWITCH % FOR RTP %(2) TO %(3)', -
ROUTCDE=2,                                     ROUTING CODE-
DESC=5,                                       DESCRIPTOR CODE-
SUPP=NEVER,                                SUPPRESSION CODE-
OPT=BLKSUP                                MESSAGE PROCESSING OPTIONS
USSMSG MSG=IST1495I,                            MESSAGE ID-
TEXT='IST1495I NO ALTERNATE ROUTE AVAILABLE', -
ROUTCDE=2,                                     ROUTING CODE-
DESC=5,                                       DESCRIPTOR CODE-
SUPP=NEVER,                                SUPPRESSION CODE-
OPT=BLKSUP                                MESSAGE PROCESSING OPTIONS
USSMSG MSG=IST1496I,                            MESSAGE ID-
TEXT='IST1496I DISPLAY APING FAILED - PRIOR DISPLAY APIN-
G IS EXECUTING', -
ROUTCDE=2,                                     ROUTING CODE-
DESC=5,                                       DESCRIPTOR CODE-
SUPP=SER,                                   SUPPRESSION CODE-
OPT=NOBLKSUP                                MESSAGE PROCESSING OPTIONS
USSMSG MSG=IST1497I,                            MESSAGE ID-
TEXT='IST1497I VTAM FUNCTIONAL SUPPORT LEVEL IS %', -
ROUTCDE=2,                                     ROUTING CODE-
DESC=5,                                       DESCRIPTOR CODE-
SUPP=NEVER,                                SUPPRESSION CODE-
OPT=BLKSUP                                MESSAGE PROCESSING OPTIONS
USSMSG MSG=IST1498I,                            MESSAGE ID-
TEXT='IST1498I LOADING NCP FROM %', -
ROUTCDE=(2,8),                               ROUTING CODE-
DESC=5,                                       DESCRIPTOR CODE-
SUPP=NEVER,                                SUPPRESSION CODE-
OPT=BLKSUP                                MESSAGE PROCESSING OPTIONS
USSMSG MSG=IST1499I,                            MESSAGE ID-
TEXT='IST1499I AHHC SUBCHANNEL % %(2)', -
ROUTCDE=2,                                     ROUTING CODE-
DESC=4,                                       DESCRIPTOR CODE-
SUPP=NEVER,                                SUPPRESSION CODE-
OPT=BLKSUP                                MESSAGE PROCESSING OPTIONS
USSMSG MSG=IST1500I,                            MESSAGE ID-
TEXT='IST1500I STATE TRACE = %', -
ROUTCDE=8,                                     ROUTING CODE-
DESC=5,                                       DESCRIPTOR CODE-
SUPP=NEVER,                                SUPPRESSION CODE-
OPT=BLKSUP                                MESSAGE PROCESSING OPTIONS
USSMSG MSG=IST1501I,                            MESSAGE ID-
TEXT='IST1501I XCF TOKEN = %', -
ROUTCDE=8,                                     ROUTING CODE-
DESC=5,                                       DESCRIPTOR CODE-
SUPP=NEVER,                                SUPPRESSION CODE-
OPT=BLKSUP                                MESSAGE PROCESSING OPTIONS
USSMSG MSG=IST1502I,                            MESSAGE ID-
TEXT='IST1502I ADJACENT CP = %', -
ROUTCDE=8,                                     ROUTING CODE-
DESC=5,                                       DESCRIPTOR CODE-
SUPP=NEVER,                                SUPPRESSION CODE-
OPT=BLKSUP                                MESSAGE PROCESSING OPTIONS
USSMSG MSG=IST1503I,                            MESSAGE ID-
TEXT='IST1503I XCF TOKEN = %      STATUS = %(2)', -
ROUTCDE=8,                                     ROUTING CODE-
DESC=5,                                       DESCRIPTOR CODE-
SUPP=NEVER,                                SUPPRESSION CODE-
OPT=NOBLKSUP                                MESSAGE PROCESSING OPTIONS
USSMSG MSG=IST1504I,                            MESSAGE ID-
TEXT='IST1504I XCF CONNECTION WITH % IS INOPERATIVE', -
ROUTCDE=2,                                     ROUTING CODE-
DESC=4,                                       DESCRIPTOR CODE-
SUPP=WARN,                                   SUPPRESSION CODE-
OPT=BLKSUP                                MESSAGE PROCESSING OPTIONS
USSMSG MSG=IST1505I,                            MESSAGE ID-
TEXT='IST1505I TYPE      = %      TOKEN      = %(2)', -
ROUTCDE=2,                                     ROUTING CODE-
DESC=4,                                       DESCRIPTOR CODE-
SUPP=NEVER,                                SUPPRESSION CODE-
OPT=NOBLKSUP                                MESSAGE PROCESSING OPTIONS
USSMSG MSG=IST1506I,                            MESSAGE ID-
TEXT='IST1506I % FAILED FOR %(2) - MEMBER LEAVING GROUP' -
,ROUTCDE=(2,8),                               ROUTING CODE-
DESC=4,                                       DESCRIPTOR CODE-
SUPP=WARN,                                   SUPPRESSION CODE-
OPT=BLKSUP                                MESSAGE PROCESSING OPTIONS
USSMSG MSG=IST1507I,                            MESSAGE ID-
TEXT='IST1507I VR-BASED TG NOT SUPPORTED', -

```

```

ROUTCDE=2,                                ROUTING CODE-
DESC=5,                                    DESCRIPTOR CODE-
SUPP=SER,                                  SUPPRESSION CODE-
OPT=BLKSUP                                MESSAGE PROCESSING OPTIONS
USSMSG MSG=IST1508I,                        MESSAGE ID-
TEXT='IST1508I CP-CP SESSIONS ON VR-BASED TG NOT SUPPORT-
ED',
ROUTCDE=2,                                ROUTING CODE-
DESC=5,                                    DESCRIPTOR CODE-
SUPP=SER,                                  SUPPRESSION CODE-
OPT=BLKSUP                                MESSAGE PROCESSING OPTIONS
USSMSG MSG=IST1509I,                        MESSAGE ID-
TEXT='IST1509I % UNKNOWN BUT ACCEPTED -- PREVIOUS VALUE -
WAS %(2)',
ROUTCDE=2,                                ROUTING CODE-
DESC=5,                                    DESCRIPTOR CODE-
SUPP=NEVER,                                SUPPRESSION CODE-
OPT=BLKSUP                                MESSAGE PROCESSING OPTIONS
USSMSG MSG=IST1510I,                        MESSAGE ID-
TEXT='IST1510I LLERP = % - RECEIVED = %(2)',
ROUTCDE=2,                                ROUTING CODE-
DESC=5,                                    DESCRIPTOR CODE-
SUPP=NEVER,                                SUPPRESSION CODE-
OPT=BLKSUP                                MESSAGE PROCESSING OPTIONS
USSMSG MSG=IST1511I,                        MESSAGE ID-
TEXT='IST1511I MAXIMUM NETWORK LAYER PACKET SIZE = % BYT-
ES',
ROUTCDE=2,                                ROUTING CODE-
DESC=5,                                    DESCRIPTOR CODE-
SUPP=NEVER,                                SUPPRESSION CODE-
OPT=BLKSUP                                MESSAGE PROCESSING OPTIONS
USSMSG MSG=IST1512I,                        MESSAGE ID-
TEXT='IST1512I % FAILED - CODE X''%(2)'' - CUA %(3)',
ROUTCDE=2,                                ROUTING CODE-
DESC=5,                                    DESCRIPTOR CODE-
SUPP=NORM,                                  SUPPRESSION CODE-
OPT=BLKSUP                                MESSAGE PROCESSING OPTIONS
USSMSG MSG=IST1513I,                        MESSAGE ID-
TEXT='IST1513I % FAILED - %(2)',
ROUTCDE=2,                                ROUTING CODE-
DESC=5,                                    DESCRIPTOR CODE-
SUPP=NORM,                                  SUPPRESSION CODE-
OPT=BLKSUP                                MESSAGE PROCESSING OPTIONS
USSMSG MSG=IST1514I,                        MESSAGE ID-
TEXT='IST1514I SUBAREA COS APPNCOS',
ROUTCDE=2,                                ROUTING CODE-
DESC=5,                                    DESCRIPTOR CODE-
SUPP=NEVER,                                SUPPRESSION CODE-
OPT=NOBLKSUP                              MESSAGE PROCESSING OPTIONS
USSMSG MSG=IST1515I,                        MESSAGE ID-
TEXT='IST1515I % TRACE ACTIVE',
ROUTCDE=2,                                ROUTING CODE-
DESC=5,                                    DESCRIPTOR CODE-
SUPP=NORM,                                  SUPPRESSION CODE-
OPT=BLKSUP                                MESSAGE PROCESSING OPTIONS
USSMSG MSG=IST1516I,                        MESSAGE ID-
TEXT='IST1516I INITIAL DATA FLOW RATE = % %(2)',
ROUTCDE=2,                                ROUTING CODE-
DESC=5,                                    DESCRIPTOR CODE-
SUPP=NEVER,                                SUPPRESSION CODE-
OPT=BLKSUP                                MESSAGE PROCESSING OPTIONS
USSMSG MSG=IST1517I,                        MESSAGE ID-
TEXT='IST1517I LIST HEADERS = % - LOCK HEADERS = %(2)',
ROUTCDE=2,                                ROUTING CODE-
DESC=5,                                    DESCRIPTOR CODE-
SUPP=NEVER,                                SUPPRESSION CODE-
OPT=BLKSUP                                MESSAGE PROCESSING OPTIONS
USSMSG MSG=IST1518I,                        MESSAGE ID-
TEXT='IST1518I BASE STRUCTURE IS %',
ROUTCDE=2,                                ROUTING CODE-
DESC=5,                                    DESCRIPTOR CODE-
SUPP=NEVER,                                SUPPRESSION CODE-
OPT=BLKSUP                                MESSAGE PROCESSING OPTIONS
USSMSG MSG=IST1519I,                        MESSAGE ID-
TEXT='IST1519I ALTERNATE STRUCTURES ARE:',
ROUTCDE=2,                                ROUTING CODE-
DESC=5,                                    DESCRIPTOR CODE-
SUPP=NEVER,                                SUPPRESSION CODE-
OPT=BLKSUP                                MESSAGE PROCESSING OPTIONS
USSMSG MSG=IST1520I,                        MESSAGE ID-
TEXT='IST1520I SUBAREA SEARCH INFORMATION:',
ROUTCDE=2,                                ROUTING CODE-

```

	DESC=5,				DESCRIPTOR CODE-
	SUPP=NEVER,				SUPPRESSION CODE-
	OPT=NOBLKSUP				MESSAGE PROCESSING OPTIONS
USSMSG	MSG=IST1521I,				MESSAGE ID-
	TEXT='IST1521I	% NAME	CDINIT	DSRLST	IOCD INT-
	OTH TOTAL',				-
	ROUTCDE=2,				ROUTING CODE-
	DESC=5,				DESCRIPTOR CODE-
	SUPP=NEVER,				SUPPRESSION CODE-
	OPT=NOBLKSUP				MESSAGE PROCESSING OPTIONS
USSMSG	MSG=IST1522I,				MESSAGE ID-
	TEXT='IST1522I	%	%(2)	%(3)	%(4) %(5) -
	%(6)',				-
	ROUTCDE=2,				ROUTING CODE-
	DESC=5,				DESCRIPTOR CODE-
	SUPP=NEVER,				SUPPRESSION CODE-
	OPT=NOBLKSUP				MESSAGE PROCESSING OPTIONS
USSMSG	MSG=IST1523I,				MESSAGE ID-
	TEXT='IST1523I	OLU		DLU	-
	SID RU',				-
	ROUTCDE=2,				ROUTING CODE-
	DESC=5,				DESCRIPTOR CODE-
	SUPP=NEVER,				SUPPRESSION CODE-
	OPT=NOBLKSUP				MESSAGE PROCESSING OPTIONS
USSMSG	MSG=IST1524I,				MESSAGE ID-
	TEXT='IST1524I	% %(2) %(3) %(4)',			-
	ROUTCDE=2,				ROUTING CODE-
	DESC=5,				DESCRIPTOR CODE-
	SUPP=NEVER,				SUPPRESSION CODE-
	OPT=NOBLKSUP				MESSAGE PROCESSING OPTIONS
USSMSG	MSG=IST1525I,				MESSAGE ID-
	TEXT='IST1525I	TOTAL NUMBER OF OUTSTANDING SEARCHES =			-
	%,				-
	ROUTCDE=2,				ROUTING CODE-
	DESC=5,				DESCRIPTOR CODE-
	SUPP=NEVER,				SUPPRESSION CODE-
	OPT=NOBLKSUP				MESSAGE PROCESSING OPTIONS
USSMSG	MSG=IST1526I,				MESSAGE ID-
	TEXT='IST1526I APPN SEARCH INFORMATION:',				-
	ROUTCDE=2,				ROUTING CODE-
	DESC=5,				DESCRIPTOR CODE-
	SUPP=NEVER,				SUPPRESSION CODE-
	OPT=NOBLKSUP				MESSAGE PROCESSING OPTIONS
USSMSG	MSG=IST1527I,				MESSAGE ID-
	TEXT='IST1527I	% NAME	TYPE	STATUS	BROADCAST D-
	IRECTED TOTAL',				-
	ROUTCDE=2,				ROUTING CODE-
	DESC=5,				DESCRIPTOR CODE-
	SUPP=NEVER,				SUPPRESSION CODE-
	OPT=NOBLKSUP				MESSAGE PROCESSING OPTIONS
USSMSG	MSG=IST1528I,				MESSAGE ID-
	TEXT='IST1528I	% %(2)	%(3)	%(4)	%(5) %(6-
)',				-
	ROUTCDE=2,				ROUTING CODE-
	DESC=5,				DESCRIPTOR CODE-
	SUPP=NEVER,				SUPPRESSION CODE-
	OPT=NOBLKSUP				MESSAGE PROCESSING OPTIONS
USSMSG	MSG=IST1529I,				MESSAGE ID-
	TEXT='IST1529I	OLU		DLU	-
	SID LOCATE',				-
	ROUTCDE=2,				ROUTING CODE-
	DESC=5,				DESCRIPTOR CODE-
	SUPP=NEVER,				SUPPRESSION CODE-
	OPT=NOBLKSUP				MESSAGE PROCESSING OPTIONS
USSMSG	MSG=IST1530I,				MESSAGE ID-
	TEXT='IST1530I	% %(2) %(3) %(4)',			-
	ROUTCDE=2,				ROUTING CODE-
	DESC=5,				DESCRIPTOR CODE-
	SUPP=NEVER,				SUPPRESSION CODE-
	OPT=NOBLKSUP				MESSAGE PROCESSING OPTIONS
USSMSG	MSG=IST1531I,				MESSAGE ID-
	TEXT='IST1531I	SID = %	CP(OLU) =	%(2)',	-
	ROUTCDE=2,				ROUTING CODE-
	DESC=5,				DESCRIPTOR CODE-
	SUPP=NEVER,				SUPPRESSION CODE-
	OPT=NOBLKSUP				MESSAGE PROCESSING OPTIONS
USSMSG	MSG=IST1532I,				MESSAGE ID-
	TEXT='IST1532I	OLU = %	DLU =	%(2)',	-
	ROUTCDE=2,				ROUTING CODE-
	DESC=5,				DESCRIPTOR CODE-
	SUPP=NEVER,				SUPPRESSION CODE-
	OPT=NOBLKSUP				MESSAGE PROCESSING OPTIONS

USSMSG MSG=IST1533I,		MESSAGE ID-
TEXT='IST1533I	SEARCH CONCENTRATED = %	RDS = %(2) -
,		-
ROUTCDE=2,		ROUTING CODE-
DESC=5,		DESCRIPTOR CODE-
SUPP=NEVER,		SUPPRESSION CODE-
OPT=NOBLKSUP	MESSAGE PROCESSING OPTIONS	
USSMSG MSG=IST1534I,		MESSAGE ID-
TEXT='IST1534I	SSCP/CP IN OLU DIRECTION = %',	-
ROUTCDE=2,		ROUTING CODE-
DESC=5,		DESCRIPTOR CODE-
SUPP=NEVER,		SUPPRESSION CODE-
OPT=NOBLKSUP	MESSAGE PROCESSING OPTIONS	
USSMSG MSG=IST1535I,		MESSAGE ID-
TEXT='IST1535I	REPLY RETURNED TO ORIGINATING CP = %',	-
ROUTCDE=2,		ROUTING CODE-
DESC=5,		DESCRIPTOR CODE-
SUPP=NEVER,		SUPPRESSION CODE-
OPT=NOBLKSUP	MESSAGE PROCESSING OPTIONS	
USSMSG MSG=IST1536I,		MESSAGE ID-
TEXT='IST1536I	CONCENTRATED BEHIND % %(2)',	-
ROUTCDE=2,		ROUTING CODE-
DESC=5,		DESCRIPTOR CODE-
SUPP=NEVER,		SUPPRESSION CODE-
OPT=NOBLKSUP	MESSAGE PROCESSING OPTIONS	
USSMSG MSG=IST1537I,		MESSAGE ID-
TEXT='IST1537I	AWAITING REPLY FROM THE FOLLOWING NODE(-	-
S):',		-
ROUTCDE=2,		ROUTING CODE-
DESC=5,		DESCRIPTOR CODE-
SUPP=NEVER,		SUPPRESSION CODE-
OPT=NOBLKSUP	MESSAGE PROCESSING OPTIONS	
USSMSG MSG=IST1538I,		MESSAGE ID-
TEXT='IST1538I	% %(2) %(3)',	-
ROUTCDE=2,		ROUTING CODE-
DESC=5,		DESCRIPTOR CODE-
SUPP=NEVER,		SUPPRESSION CODE-
OPT=NOBLKSUP	MESSAGE PROCESSING OPTIONS	
USSMSG MSG=IST1539I,		MESSAGE ID-
TEXT='IST1539I	PCID MODIFIER = %',	-
ROUTCDE=2,		ROUTING CODE-
DESC=5,		DESCRIPTOR CODE-
SUPP=NEVER,		SUPPRESSION CODE-
OPT=NOBLKSUP	MESSAGE PROCESSING OPTIONS	
USSMSG MSG=IST1540I,		MESSAGE ID-
TEXT='IST1540I	SEARCH STATUS = % SSCP(OLU) = %(2)' -	-
,ROUTCDE=2,		ROUTING CODE-
DESC=5,		DESCRIPTOR CODE-
SUPP=NEVER,		SUPPRESSION CODE-
OPT=NOBLKSUP	MESSAGE PROCESSING OPTIONS	
USSMSG MSG=IST1541I,		MESSAGE ID-
TEXT='IST1541I	LOCATES PENDING = % CURRENT TASK = %(-	-
2)',		-
ROUTCDE=2,		ROUTING CODE-
DESC=5,		DESCRIPTOR CODE-
SUPP=NEVER,		SUPPRESSION CODE-
OPT=NOBLKSUP	MESSAGE PROCESSING OPTIONS	
USSMSG MSG=IST1542I,		MESSAGE ID-
TEXT='IST1542I	NO ADJSSCP ROUTING INFORMATION AVAILABL-	-
E',		-
ROUTCDE=2,		ROUTING CODE-
DESC=5,		DESCRIPTOR CODE-
SUPP=NEVER,		SUPPRESSION CODE-
OPT=NOBLKSUP	MESSAGE PROCESSING OPTIONS	
USSMSG MSG=IST1543I,		MESSAGE ID-
TEXT='IST1543I	REQUESTS CONCENTRATED BEHIND THIS SEARC-	-
H = %',		-
ROUTCDE=2,		ROUTING CODE-
DESC=5,		DESCRIPTOR CODE-
SUPP=NEVER,		SUPPRESSION CODE-
OPT=NOBLKSUP	MESSAGE PROCESSING OPTIONS	
USSMSG MSG=IST1544I,		MESSAGE ID-
TEXT='IST1544I	DIAL OUT PURGE IN PROGRESS - ID = %',	-
ROUTCDE=8,		ROUTING CODE-
DESC=4,		DESCRIPTOR CODE-
SUPP=SER,		SUPPRESSION CODE-
OPT=BLKSUP	MESSAGE PROCESSING OPTIONS	
USSMSG MSG=IST1545I,		MESSAGE ID-
TEXT='IST1545I	NODE ROLE VECTOR = %',	-
ROUTCDE=2,		ROUTING CODE-
DESC=5,		DESCRIPTOR CODE-
SUPP=NEVER,		SUPPRESSION CODE-


```

      OPT=NOBLKSUP                                MESSAGE PROCESSING OPTIONS
USSMSG MSG=IST1546I,                                MESSAGE ID-
TEXT='IST1546I CDRM      STATUS      SUBAREA ELEMENT NETID -
      SSCPID',
      ROUTCDE=2,                                ROUTING CODE-
      DESC=5,                                DESCRIPTOR CODE-
      SUPP=NEVER,                                SUPPRESSION CODE-
      OPT=NOBLKSUP                                MESSAGE PROCESSING OPTIONS
USSMSG MSG=IST1547I,                                MESSAGE ID-
TEXT='IST1547I % (2) % (3) % (4) % (5) % (6)',
      ROUTCDE=2,                                ROUTING CODE-
      DESC=5,                                DESCRIPTOR CODE-
      SUPP=NEVER,                                SUPPRESSION CODE-
      OPT=NOBLKSUP,                                MESSAGE PROCESSING OPTIONS-
      MSGLVL=START                                ISSUE OLD MESSAGE
USSMSG MSG=IST1548I,                                MESSAGE ID-
TEXT='IST1548I      BROADCAST = %
      % (2)',
      ROUTCDE=2,                                ROUTING CODE-
      DESC=5,                                DESCRIPTOR CODE-
      SUPP=NEVER,                                SUPPRESSION CODE-
      OPT=NOBLKSUP                                MESSAGE PROCESSING OPTIONS
USSMSG MSG=IST1549I,                                MESSAGE ID-
TEXT='IST1549I OWNER = % MNPS STATE = % (2)',
      ROUTCDE=2,                                ROUTING CODE-
      DESC=5,                                DESCRIPTOR CODE-
      SUPP=NEVER,                                SUPPRESSION CODE-
      OPT=BLKSUP                                MESSAGE PROCESSING OPTIONS
USSMSG MSG=IST1550I,                                MESSAGE ID-
TEXT='IST1550I MNPS STATE = %',
      ROUTCDE=2,                                ROUTING CODE-
      DESC=5,                                DESCRIPTOR CODE-
      SUPP=NEVER,                                SUPPRESSION CODE-
      OPT=BLKSUP                                MESSAGE PROCESSING OPTIONS
USSMSG MSG=IST1551I,                                MESSAGE ID-
TEXT='IST1551I %',
      ROUTCDE=2,                                ROUTING CODE-
      DESC=5,                                DESCRIPTOR CODE-
      SUPP=NEVER,                                SUPPRESSION CODE-
      OPT=NOBLKSUP                                MESSAGE PROCESSING OPTIONS
USSMSG MSG=IST1552I,                                MESSAGE ID-
TEXT='IST1552I MAC = % MACTYPE = % (2)',
      ROUTCDE=2,                                ROUTING CODE-
      DESC=5,                                DESCRIPTOR CODE-
      SUPP=NEVER,                                SUPPRESSION CODE-
      OPT=BLKSUP                                MESSAGE PROCESSING OPTIONS
USSMSG MSG=IST1553I,                                MESSAGE ID-
TEXT='IST1553I % (2) % (3)',
      ROUTCDE=2,                                ROUTING CODE-
      DESC=5,                                DESCRIPTOR CODE-
      SUPP=NEVER,                                SUPPRESSION CODE-
      OPT=NOBLKSUP                                MESSAGE PROCESSING OPTIONS
USSMSG MSG=IST1554I,                                MESSAGE ID-
TEXT='IST1554I PVCNAME = %',
      ROUTCDE=2,                                ROUTING CODE-
      DESC=5,                                DESCRIPTOR CODE-
      SUPP=NEVER,                                SUPPRESSION CODE-
      OPT=BLKSUP                                MESSAGE PROCESSING OPTIONS
USSMSG MSG=IST1555I,                                MESSAGE ID-
TEXT='IST1555I VPCI/VCI = %',
      ROUTCDE=2,                                ROUTING CODE-
      DESC=5,                                DESCRIPTOR CODE-
      SUPP=NEVER,                                SUPPRESSION CODE-
      OPT=BLKSUP                                MESSAGE PROCESSING OPTIONS
USSMSG MSG=IST1556I,                                MESSAGE ID-
TEXT='IST1556I ATM % FAILURE: ID = % (2) STATUS = % (3)',
      ROUTCDE=2,                                ROUTING CODE-
      DESC=5,                                DESCRIPTOR CODE-
      SUPP=SER,                                SUPPRESSION CODE-
      OPT=BLKSUP                                MESSAGE PROCESSING OPTIONS
USSMSG MSG=IST1557I,                                MESSAGE ID-
TEXT='IST1557I MEDIUM = %, PORT NAME = % (2)',
      ROUTCDE=2,                                ROUTING CODE-
      DESC=5,                                DESCRIPTOR CODE-
      SUPP=NEVER,                                SUPPRESSION CODE-
      OPT=BLKSUP                                MESSAGE PROCESSING OPTIONS
USSMSG MSG=IST1558I,                                MESSAGE ID-
TEXT='IST1558I DIAG = % (2) % (3) % (4) % (5) % (6)',
      ROUTCDE=2,                                ROUTING CODE-
      DESC=5,                                DESCRIPTOR CODE-
      SUPP=SER,                                SUPPRESSION CODE-
      OPT=BLKSUP                                MESSAGE PROCESSING OPTIONS

```

```

USSMSG MSG=IST1559I, MESSAGE ID-
TEXT='IST1559I ATM ADDRESS -
TYPE FORMAT', -
ROUTCDE=2, ROUTING CODE-
DESC=5, DESCRIPTOR CODE-
SUPP=NEVER, SUPPRESSION CODE-
OPT=NOBLKSUP MESSAGE PROCESSING OPTIONS
USSMSG MSG=IST1560I, MESSAGE ID-
TEXT='IST1560I VARY ACT % CHANGE FAILED', -
ROUTCDE=2, ROUTING CODE-
DESC=5, DESCRIPTOR CODE-
SUPP=NEVER, SUPPRESSION CODE-
OPT=BLKSUP MESSAGE PROCESSING OPTIONS
USSMSG MSG=IST1561I, MESSAGE ID-
TEXT='IST1561I PORTNAME ON TRLE NOT VALID', -
ROUTCDE=2, ROUTING CODE-
DESC=5, DESCRIPTOR CODE-
SUPP=NEVER, SUPPRESSION CODE-
OPT=BLKSUP MESSAGE PROCESSING OPTIONS
USSMSG MSG=IST1562I, MESSAGE ID-
TEXT='IST1562I CAUSE = %', -
ROUTCDE=2, ROUTING CODE-
DESC=5, DESCRIPTOR CODE-
SUPP=SER, SUPPRESSION CODE-
OPT=BLKSUP MESSAGE PROCESSING OPTIONS
USSMSG MSG=IST1563I, MESSAGE ID-
TEXT='IST1563I CKEYNAME = % CKEY = %(2) CERTIFY = %(3)', -
ROUTCDE=2, ROUTING CODE-
DESC=5, DESCRIPTOR CODE-
SUPP=NEVER, SUPPRESSION CODE-
OPT=BLKSUP MESSAGE PROCESSING OPTIONS
USSMSG MSG=IST1564I, MESSAGE ID-
TEXT='IST1564I TSO NOT ACTIVE', -
ROUTCDE=2, ROUTING CODE-
DESC=5, DESCRIPTOR CODE-
SUPP=NEVER, SUPPRESSION CODE-
OPT=NOBLKSUP MESSAGE PROCESSING OPTIONS
USSMSG MSG=IST1565I, MESSAGE ID-
TEXT='IST1565I % MODULES = %(2)K', -
ROUTCDE=2, ROUTING CODE-
DESC=5, DESCRIPTOR CODE-
SUPP=NEVER, SUPPRESSION CODE-
OPT=BLKSUP MESSAGE PROCESSING OPTIONS
USSMSG MSG=IST1566I, MESSAGE ID-
TEXT='IST1566I MODULE % IS NOT LOADED INTO CSA/ECSA', -
ROUTCDE=2, ROUTING CODE-
DESC=5, DESCRIPTOR CODE-
SUPP=NEVER, SUPPRESSION CODE-
OPT=BLKSUP MESSAGE PROCESSING OPTIONS
USSMSG MSG=IST1567I, MESSAGE ID-
TEXT='IST1567I % %(2) %(3)', -
ROUTCDE=2, ROUTING CODE-
DESC=5, DESCRIPTOR CODE-
SUPP=NEVER, SUPPRESSION CODE-
OPT=NOBLKSUP MESSAGE PROCESSING OPTIONS
USSMSG MSG=IST1568I, MESSAGE ID-
TEXT='IST1568I INLP = % ONLP = %(2) BFNLP = %(3)', -
ROUTCDE=2, ROUTING CODE-
DESC=4, DESCRIPTOR CODE-
SUPP=NEVER, SUPPRESSION CODE-
OPT=NOBLKSUP MESSAGE PROCESSING OPTIONS
USSMSG MSG=IST1569I, MESSAGE ID-
TEXT='IST1569I INLP = % ONLP = %(2)', -
ROUTCDE=2, ROUTING CODE-
DESC=4, DESCRIPTOR CODE-
SUPP=NEVER, SUPPRESSION CODE-
OPT=NOBLKSUP MESSAGE PROCESSING OPTIONS
USSMSG MSG=IST1570I, MESSAGE ID-
TEXT='IST1570I NBYTECTO = % NBYTECT = %(2)', -
ROUTCDE=2, ROUTING CODE-
DESC=4, DESCRIPTOR CODE-
SUPP=NEVER, SUPPRESSION CODE-
OPT=NOBLKSUP MESSAGE PROCESSING OPTIONS
USSMSG MSG=IST1571I, MESSAGE ID-
TEXT='IST1571I % ENTRY POINT IS %(2) LEVEL IS %(3)', -
ROUTCDE=8, ROUTING CODE-
DESC=5, DESCRIPTOR CODE-
SUPP=NEVER, SUPPRESSION CODE-
OPT=NOBLKSUP MESSAGE PROCESSING OPTIONS
USSMSG MSG=IST1572I, MESSAGE ID-
TEXT='IST1572I MODULE % CANNOT BE LOCATED', -
ROUTCDE=8, ROUTING CODE-

```

```

DESC=5,                                DESCRIPTOR CODE-
SUPP=NEVER,                            SUPPRESSION CODE-
OPT=BLKSUP                             MESSAGE PROCESSING OPTIONS
USSMSG MSG=IST1573I,                   MESSAGE ID-
TEXT='IST1573I % STORAGE DISPLAY BEGINS AT LOCATION %(2) -
',
ROUTCDE=8,                             ROUTING CODE-
DESC=5,                                DESCRIPTOR CODE-
SUPP=NEVER,                            SUPPRESSION CODE-
OPT=BLKSUP                             MESSAGE PROCESSING OPTIONS
USSMSG MSG=IST1574I,                   MESSAGE ID-
TEXT='IST1574I  % %(2) %(3) %(4) %(5) %(6)',
ROUTCDE=8,                             ROUTING CODE-
DESC=5,                                DESCRIPTOR CODE-
SUPP=NEVER,                            SUPPRESSION CODE-
OPT=NOBLKSUP                           MESSAGE PROCESSING OPTIONS
USSMSG MSG=IST1575I,                   MESSAGE ID-
TEXT='IST1575I DIALNO FOR PID: % %(2)',
ROUTCDE=2,                             ROUTING CODE-
DESC=5,                                DESCRIPTOR CODE-
SUPP=NEVER,                            SUPPRESSION CODE-
OPT=BLKSUP                             MESSAGE PROCESSING OPTIONS
USSMSG MSG=IST1576I,                   MESSAGE ID-
TEXT='IST1576I DYNAMIC SWITCHED MAJOR NODE % CREATED',
ROUTCDE=2,                             ROUTING CODE-
DESC=5,                                DESCRIPTOR CODE-
SUPP=NEVER,                            SUPPRESSION CODE-
OPT=NOBLKSUP                           MESSAGE PROCESSING OPTIONS
USSMSG MSG=IST1577I,                   MESSAGE ID-
TEXT='IST1577I HEADER SIZE = % DATA SIZE = %(2) STORAGE -
= %(3)',
ROUTCDE=2,                             ROUTING CODE-
DESC=5,                                DESCRIPTOR CODE-
SUPP=NEVER,                            SUPPRESSION CODE-
OPT=BLKSUP                             MESSAGE PROCESSING OPTIONS
USSMSG MSG=IST1578I,                   MESSAGE ID-
TEXT='IST1578I % INOP DETECTED FOR %(2) BY %(3) CODE = %-
(4)',
ROUTCDE=2,                             ROUTING CODE-
DESC=5,                                DESCRIPTOR CODE-
SUPP=NEVER,                            SUPPRESSION CODE-
OPT=BLKSUP                             MESSAGE PROCESSING OPTIONS
USSMSG MSG=IST1579I,                   MESSAGE ID-
TEXT='IST1579I
-----',
ROUTCDE=2,                             ROUTING CODE-
DESC=5,                                DESCRIPTOR CODE-
SUPP=NEVER,                            SUPPRESSION CODE-
OPT=NOBLKSUP                           MESSAGE PROCESSING OPTIONS
USSMSG MSG=IST1580I,                   MESSAGE ID-
TEXT='IST1580I XID RECEIVED BY VTAM:',
ROUTCDE=8,                             ROUTING CODE-
DESC=5,                                DESCRIPTOR CODE-
SUPP=SER,                              SUPPRESSION CODE-
OPT=NOBLKSUP                           MESSAGE PROCESSING OPTIONS
USSMSG MSG=IST1582I,                   MESSAGE ID-
TEXT='IST1582I CONTROL VECTOR X''22'' ANALYSIS:',
ROUTCDE=8,                             ROUTING CODE-
DESC=5,                                DESCRIPTOR CODE-
SUPP=SER,                              SUPPRESSION CODE-
OPT=NOBLKSUP                           MESSAGE PROCESSING OPTIONS
USSMSG MSG=IST1583I,                   MESSAGE ID-
TEXT='IST1583I BYTE OFFSET OF FIRST BYTE IN ERROR = -
%',
ROUTCDE=8,                             ROUTING CODE-
DESC=5,                                DESCRIPTOR CODE-
SUPP=SER,                              SUPPRESSION CODE-
OPT=NOBLKSUP                           MESSAGE PROCESSING OPTIONS
USSMSG MSG=IST1584I,                   MESSAGE ID-
TEXT='IST1584I BIT OFFSET OF FIRST BIT IN ERROR = %'-
,ROUTCDE=8,                             ROUTING CODE-
DESC=5,                                DESCRIPTOR CODE-
SUPP=SER,                              SUPPRESSION CODE-
OPT=NOBLKSUP                           MESSAGE PROCESSING OPTIONS
USSMSG MSG=IST1585I,                   MESSAGE ID-
TEXT='IST1585I SENSE CODE = %',
ROUTCDE=8,                             ROUTING CODE-
DESC=5,                                DESCRIPTOR CODE-
SUPP=SER,                              SUPPRESSION CODE-
OPT=NOBLKSUP                           MESSAGE PROCESSING OPTIONS
USSMSG MSG=IST1586I,                   MESSAGE ID-
TEXT='IST1586I XID SENT BY VTAM:',

```

ROUTCDE=8,	ROUTING CODE-
DESC=5,	DESCRIPTOR CODE-
SUPP=SER,	SUPPRESSION CODE-
OPT=NOBLKSUP	MESSAGE PROCESSING OPTIONS
USSMSG MSG=IST1587I,	MESSAGE ID-
TEXT='IST1587I ORIGIN NCE X'%'',	-
ROUTCDE=2,	ROUTING CODE-
DESC=5,	DESCRIPTOR CODE-
SUPP=NEVER,	SUPPRESSION CODE-
OPT=NOBLKSUP	MESSAGE PROCESSING OPTIONS
USSMSG MSG=IST1588I,	MESSAGE ID-
TEXT='IST1588I RTP END TO END ROUTE - COMPUTED SESSION P-	-
ATH',	-
ROUTCDE=2,	ROUTING CODE-
DESC=5,	DESCRIPTOR CODE-
SUPP=NEVER,	SUPPRESSION CODE-
OPT=NOBLKSUP	MESSAGE PROCESSING OPTIONS
USSMSG MSG=IST1589I,	MESSAGE ID-
TEXT='IST1589I XNETALS = %',	-
ROUTCDE=8,	ROUTING CODE-
DESC=9,	DESCRIPTOR CODE-
SUPP=NEVER,	SUPPRESSION CODE-
OPT=BLKSUP	MESSAGE PROCESSING OPTIONS
USSMSG MSG=IST1590I,	MESSAGE ID-
TEXT='IST1590I PU NETID DIFFERENT THAN HOST AND CONTACTE-	-
D REQUEST',	-
ROUTCDE=2,	ROUTING CODE-
DESC=5,	DESCRIPTOR CODE-
SUPP=SER,	SUPPRESSION CODE-
OPT=BLKSUP	MESSAGE PROCESSING OPTIONS
USSMSG MSG=IST1591I,	MESSAGE ID-
TEXT='IST1591I NCP NOT LOADED',	-
ROUTCDE=2,	ROUTING CODE-
DESC=5,	DESCRIPTOR CODE-
SUPP=SER,	SUPPRESSION CODE-
OPT=BLKSUP	MESSAGE PROCESSING OPTIONS
USSMSG MSG=IST1592I,	MESSAGE ID-
TEXT='IST1592I NETID IN XID DID NOT MATCH NETID OF PU',	-
ROUTCDE=2,	ROUTING CODE-
DESC=5,	DESCRIPTOR CODE-
SUPP=SER,	SUPPRESSION CODE-
OPT=BLKSUP	MESSAGE PROCESSING OPTIONS
USSMSG MSG=IST1593I,	MESSAGE ID-
TEXT='IST1593I RESOURCE TYPE NOT VALID',	-
ROUTCDE=2,	ROUTING CODE-
DESC=5,	DESCRIPTOR CODE-
SUPP=SER,	SUPPRESSION CODE-
OPT=BLKSUP	MESSAGE PROCESSING OPTIONS
USSMSG MSG=IST1594I,	MESSAGE ID-
TEXT='IST1594I CPNAME IN CONTACTED REQUEST SAME AS SSCPN-	-
AME',	-
ROUTCDE=2,	ROUTING CODE-
DESC=5,	DESCRIPTOR CODE-
SUPP=SER,	SUPPRESSION CODE-
OPT=BLKSUP	MESSAGE PROCESSING OPTIONS
USSMSG MSG=IST1595I,	MESSAGE ID-
TEXT='IST1595I LINK STATION NOT ASSOCIATED WITH AN NCP',	-
ROUTCDE=2,	ROUTING CODE-
DESC=5,	DESCRIPTOR CODE-
SUPP=SER,	SUPPRESSION CODE-
OPT=BLKSUP	MESSAGE PROCESSING OPTIONS
USSMSG MSG=IST1596I,	MESSAGE ID-
TEXT='IST1596I SWITCHED LINK STATION STATE PCTD2 NOT VAL-	-
ID FOR LOAD',	-
ROUTCDE=2,	ROUTING CODE-
DESC=5,	DESCRIPTOR CODE-
SUPP=SER,	SUPPRESSION CODE-
OPT=BLKSUP	MESSAGE PROCESSING OPTIONS
USSMSG MSG=IST1597I,	MESSAGE ID-
TEXT='IST1597I SWITCHED CALL=IN NCP NOT VALID',	-
ROUTCDE=2,	ROUTING CODE-
DESC=5,	DESCRIPTOR CODE-
SUPP=SER,	SUPPRESSION CODE-
OPT=BLKSUP	MESSAGE PROCESSING OPTIONS
USSMSG MSG=IST1598I,	MESSAGE ID-
TEXT='IST1598I LEASED LINK STATION STATE PCTD2 NOT VALID-	-
FOR LOAD',	-
ROUTCDE=2,	ROUTING CODE-
DESC=5,	DESCRIPTOR CODE-
SUPP=SER,	SUPPRESSION CODE-
OPT=BLKSUP	MESSAGE PROCESSING OPTIONS
USSMSG MSG=IST1599I,	MESSAGE ID-

```

TEXT='IST1599I NCP INDICATES LOAD REQUIRED BUT LOAD=NO',-
ROUTCDE=2, ROUTING CODE-
DESC=5, DESCRIPTOR CODE-
SUPP=SER, SUPPRESSION CODE-
OPT=BLKSUP MESSAGE PROCESSING OPTIONS
USSMSG MSG=IST1600I, MESSAGE ID-
TEXT='IST1600I LOAD MODULE MISMATCH - LOAD=NO',-
ROUTCDE=2, ROUTING CODE-
DESC=5, DESCRIPTOR CODE-
SUPP=SER, SUPPRESSION CODE-
OPT=BLKSUP MESSAGE PROCESSING OPTIONS
USSMSG MSG=IST1601I, MESSAGE ID-
TEXT='IST1601I APPN SEARCHES TO % ARE %(2)',-
ROUTCDE=2, ROUTING CODE-
DESC=3, DESCRIPTOR CODE-
SUPP=SER, SUPPRESSION CODE-
OPT=BLKSUP MESSAGE PROCESSING OPTIONS
USSMSG MSG=IST1602I, MESSAGE ID-
TEXT='IST1602I RU ERROR: EXTRA CV X''%',-
ROUTCDE=2, ROUTING CODE-
DESC=5, DESCRIPTOR CODE-
SUPP=SER, SUPPRESSION CODE-
OPT=BLKSUP MESSAGE PROCESSING OPTIONS
USSMSG MSG=IST1603I, MESSAGE ID-
TEXT='IST1603I RU ERROR: INVALID POSITIVE RESPONSE',-
ROUTCDE=2, ROUTING CODE-
DESC=5, DESCRIPTOR CODE-
SUPP=SER, SUPPRESSION CODE-
OPT=BLKSUP MESSAGE PROCESSING OPTIONS
USSMSG MSG=IST1604I, MESSAGE ID-
TEXT='IST1604I RU ERROR: LENGTH, FORMAT, OR TYPE NOT VAL-
ID',-
ROUTCDE=2, ROUTING CODE-
DESC=5, DESCRIPTOR CODE-
SUPP=SER, SUPPRESSION CODE-
OPT=BLKSUP MESSAGE PROCESSING OPTIONS
USSMSG MSG=IST1605I, MESSAGE ID-
TEXT='IST1605I RU ERROR: MISSING CV X''0B''',-
ROUTCDE=2, ROUTING CODE-
DESC=5, DESCRIPTOR CODE-
SUPP=SER, SUPPRESSION CODE-
OPT=BLKSUP MESSAGE PROCESSING OPTIONS
USSMSG MSG=IST1606I, MESSAGE ID-
TEXT='IST1606I DIAL RETRY FAILED',-
ROUTCDE=2, ROUTING CODE-
DESC=5, DESCRIPTOR CODE-
SUPP=SER, SUPPRESSION CODE-
OPT=BLKSUP MESSAGE PROCESSING OPTIONS
USSMSG MSG=IST1607I, MESSAGE ID-
TEXT='IST1607I RU ERROR: RESPONSE TOO LONG',-
ROUTCDE=2, ROUTING CODE-
DESC=5, DESCRIPTOR CODE-
SUPP=SER, SUPPRESSION CODE-
OPT=BLKSUP MESSAGE PROCESSING OPTIONS
USSMSG MSG=IST1608I, MESSAGE ID-
TEXT='IST1608I RU ERROR: RESPONSE TOO SHORT',-
ROUTCDE=2, ROUTING CODE-
DESC=5, DESCRIPTOR CODE-
SUPP=SER, SUPPRESSION CODE-
OPT=BLKSUP MESSAGE PROCESSING OPTIONS
USSMSG MSG=IST1609I, MESSAGE ID-
TEXT='IST1609I CV X''0B'' INDICATES ADJACENT LINK STATIO-
N NOT SUPPORTED',-
ROUTCDE=2, ROUTING CODE-
DESC=5, DESCRIPTOR CODE-
SUPP=SER, SUPPRESSION CODE-
OPT=BLKSUP MESSAGE PROCESSING OPTIONS
USSMSG MSG=IST1610I, MESSAGE ID-
TEXT='IST1610I CORRELATOR MISMATCH - LOAD=NO',-
ROUTCDE=2, ROUTING CODE-
DESC=5, DESCRIPTOR CODE-
SUPP=SER, SUPPRESSION CODE-
OPT=BLKSUP MESSAGE PROCESSING OPTIONS
USSMSG MSG=IST1611I, MESSAGE ID-
TEXT='IST1611I CORRELATOR MISMATCH - NCP ACQUIRED BEFORE-
ACTIVATION',-
ROUTCDE=2, ROUTING CODE-
DESC=5, DESCRIPTOR CODE-
SUPP=SER, SUPPRESSION CODE-
OPT=BLKSUP MESSAGE PROCESSING OPTIONS
USSMSG MSG=IST1612I, MESSAGE ID-
TEXT='IST1612I LOAD MODULE MISMATCH - EXPECTED % FOUND %-

```

```

(2)',
ROUTCDE=2,                                ROUTING CODE-
DESC=5,                                    DESCRIPTOR CODE-
SUPP=SER,                                  SUPPRESSION CODE-
OPT=BLKSUP                                MESSAGE PROCESSING OPTIONS
USSMSG MSG=IST1613I,                        MESSAGE ID-
TEXT='IST1613I TYPE = % ATTN = %(2)',      -
ROUTCDE=2,                                ROUTING CODE-
DESC=4,                                    DESCRIPTOR CODE-
SUPP=NEVER,                                SUPPRESSION CODE-
OPT=NOBLKSUP                              MESSAGE PROCESSING OPTIONS
USSMSG MSG=IST1614I,                        MESSAGE ID-
TEXT='IST1614I READSIO = % PACKET = %(2) BYT = %(3)', -
ROUTCDE=2,                                ROUTING CODE-
DESC=4,                                    DESCRIPTOR CODE-
SUPP=NEVER,                                SUPPRESSION CODE-
OPT=NOBLKSUP                              MESSAGE PROCESSING OPTIONS
USSMSG MSG=IST1615I,                        MESSAGE ID-
TEXT='IST1615I ARPACKET = % ARBYTE = %(2) MAX = %(3)', -
ROUTCDE=2,                                ROUTING CODE-
DESC=4,                                    DESCRIPTOR CODE-
SUPP=NEVER,                                SUPPRESSION CODE-
OPT=NOBLKSUP                              MESSAGE PROCESSING OPTIONS
USSMSG MSG=IST1616I,                        MESSAGE ID-
TEXT='IST1616I WRITESIO = % PACKET = %(2) BYT = %(3)', -
ROUTCDE=2,                                ROUTING CODE-
DESC=4,                                    DESCRIPTOR CODE-
SUPP=NEVER,                                SUPPRESSION CODE-
OPT=NOBLKSUP                              MESSAGE PROCESSING OPTIONS
USSMSG MSG=IST1617I,                        MESSAGE ID-
TEXT='IST1617I AWPACKET = % AWBYTE = %(2) MAX = %(3)', -
ROUTCDE=2,                                ROUTING CODE-
DESC=4,                                    DESCRIPTOR CODE-
SUPP=NEVER,                                SUPPRESSION CODE-
OPT=NOBLKSUP                              MESSAGE PROCESSING OPTIONS
USSMSG MSG=IST1618I,                        MESSAGE ID-
TEXT='IST1618I READCCW = % PCICNT = %(2)', -
ROUTCDE=2,                                ROUTING CODE-
DESC=4,                                    DESCRIPTOR CODE-
SUPP=NEVER,                                SUPPRESSION CODE-
OPT=NOBLKSUP                              MESSAGE PROCESSING OPTIONS
USSMSG MSG=IST1619I,                        MESSAGE ID-
TEXT='IST1619I WRITECCW = % APPEND = %(2)', -
ROUTCDE=2,                                ROUTING CODE-
DESC=4,                                    DESCRIPTOR CODE-
SUPP=NEVER,                                SUPPRESSION CODE-
OPT=NOBLKSUP                              MESSAGE PROCESSING OPTIONS
USSMSG MSG=IST1621I,                        MESSAGE ID-
TEXT='IST1621I DUPLICATE CP NAME: % FOR ID = %(2)', -
ROUTCDE=2,                                ROUTING CODE-
DESC=5,                                    DESCRIPTOR CODE-
SUPP=SER,                                  SUPPRESSION CODE-
OPT=BLKSUP                                MESSAGE PROCESSING OPTIONS
USSMSG MSG=IST1622I,                        MESSAGE ID-
TEXT='IST1622I DLCADDR SUBFIELD % NOT VALID - %(2)', -
ROUTCDE=2,                                ROUTING CODE-
DESC=5,                                    DESCRIPTOR CODE-
SUPP=NEVER,                                SUPPRESSION CODE-
OPT=BLKSUP                                MESSAGE PROCESSING OPTIONS
USSMSG MSG=IST1623I,                        MESSAGE ID-
TEXT='IST1623I DUPLICATE DLCADDR SUBFIELD % - %(2)', -
ROUTCDE=2,                                ROUTING CODE-
DESC=5,                                    DESCRIPTOR CODE-
SUPP=NEVER,                                SUPPRESSION CODE-
OPT=BLKSUP                                MESSAGE PROCESSING OPTIONS
USSMSG MSG=IST1624I,                        MESSAGE ID-
TEXT='IST1624I DLCADDR SUBFIELD % NOT SPECIFIED - %(2)', -
ROUTCDE=2,                                ROUTING CODE-
DESC=5,                                    DESCRIPTOR CODE-
SUPP=NEVER,                                SUPPRESSION CODE-
OPT=BLKSUP                                MESSAGE PROCESSING OPTIONS
USSMSG MSG=IST1625I,                        MESSAGE ID-
TEXT='IST1625I STORAGE ADDRESS % IS UNAVAILABLE', -
ROUTCDE=8,                                ROUTING CODE-
DESC=5,                                    DESCRIPTOR CODE-
SUPP=NEVER,                                SUPPRESSION CODE-
OPT=NOBLKSUP                              MESSAGE PROCESSING OPTIONS
USSMSG MSG=IST1626I,                        MESSAGE ID-
TEXT='IST1626I ALL DATA IN % FOR %(2) REMOVED', -
ROUTCDE=2,                                ROUTING CODE-
DESC=5,                                    DESCRIPTOR CODE-
SUPP=INFO,                                SUPPRESSION CODE-

```

```

      OPT=BLKSUP                                MESSAGE PROCESSING OPTIONS
USSMSG MSG=IST1627I,                            MESSAGE ID-
TEXT='IST1627I MULTI-NODE PERSISTENT SESSION TIMER EXPIR-
ED',                                           -
ROUTCDE=2,                                    ROUTING CODE-
DESC=5,                                       DESCRIPTOR CODE-
SUPP=INFO,                                  SUPPRESSION CODE-
OPT=BLKSUP                                MESSAGE PROCESSING OPTIONS
USSMSG MSG=IST1628I,                            MESSAGE ID-
TEXT='IST1628I DATA WAS IN AN UNRECOVERABLE STATE - %', -
ROUTCDE=2,                                    ROUTING CODE-
DESC=5,                                       DESCRIPTOR CODE-
SUPP=INFO,                                  SUPPRESSION CODE-
OPT=BLKSUP                                MESSAGE PROCESSING OPTIONS
USSMSG MSG=IST1629I,                            MESSAGE ID-
TEXT='IST1629I MODSRCH = %',                -
ROUTCDE=2,                                    ROUTING CODE-
DESC=5,                                       DESCRIPTOR CODE-
SUPP=NEVER,                                 SUPPRESSION CODE-
OPT=BLKSUP                                MESSAGE PROCESSING OPTIONS
USSMSG MSG=IST1630I,                            MESSAGE ID-
TEXT='IST1630I % ACTIVATION FAILED - HPR=RTP REQUIRED WI-
TH HPDT MPC',                                -
ROUTCDE=2,                                    ROUTING CODE-
DESC=5,                                       DESCRIPTOR CODE-
SUPP=SER,                                   SUPPRESSION CODE-
OPT=BLKSUP                                MESSAGE PROCESSING OPTIONS
USSMSG MSG=IST1631I,                            MESSAGE ID-
TEXT='IST1631I % SUBCHANNEL %(2) %(3)',      -
ROUTCDE=2,                                    ROUTING CODE-
DESC=5,                                       DESCRIPTOR CODE-
SUPP=SER,                                   SUPPRESSION CODE-
OPT=BLKSUP                                MESSAGE PROCESSING OPTIONS
USSMSG MSG=IST1632I,                            MESSAGE ID-
TEXT='IST1632I VPACING = %',                -
ROUTCDE=2,                                    ROUTING CODE-
DESC=5,                                       DESCRIPTOR CODE-
SUPP=NEVER,                                 SUPPRESSION CODE-
OPT=NOBLKSUP                              MESSAGE PROCESSING OPTIONS
USSMSG MSG=IST1633I,                            MESSAGE ID-
TEXT='IST1633I ASRCVLM = %',                -
ROUTCDE=2,                                    ROUTING CODE-
DESC=5,                                       DESCRIPTOR CODE-
SUPP=NEVER,                                 SUPPRESSION CODE-
OPT=BLKSUP                                MESSAGE PROCESSING OPTIONS
USSMSG MSG=IST1634I,                            MESSAGE ID-
TEXT='IST1634I DATA SPACE USAGE: CURRENT = % MAXIMUM = -
%(2)',                                        -
ROUTCDE=2,                                    ROUTING CODE-
DESC=5,                                       DESCRIPTOR CODE-
SUPP=NEVER,                                 SUPPRESSION CODE-
OPT=BLKSUP                                MESSAGE PROCESSING OPTIONS
USSMSG MSG=IST1635I,                            MESSAGE ID-
TEXT='IST1635I % HSCB TYPE: %(2) LOCATED AT ADDRESS X'%-
(3)''',                                       -
ROUTCDE=2,                                    ROUTING CODE-
DESC=5,                                       DESCRIPTOR CODE-
SUPP=NEVER,                                 SUPPRESSION CODE-
OPT=BLKSUP                                MESSAGE PROCESSING OPTIONS
USSMSG MSG=IST1636I,                            MESSAGE ID-
TEXT='IST1636I PACING STAGE(S) AND VALUES:', -
ROUTCDE=2,                                    ROUTING CODE-
DESC=5,                                       DESCRIPTOR CODE-
SUPP=NEVER,                                 SUPPRESSION CODE-
OPT=BLKSUP                                MESSAGE PROCESSING OPTIONS
USSMSG MSG=IST1637I,                            MESSAGE ID-
TEXT='IST1637I PLU--STAGE 1--SLU',          -
ROUTCDE=2,                                    ROUTING CODE-
DESC=5,                                       DESCRIPTOR CODE-
SUPP=NEVER,                                 SUPPRESSION CODE-
OPT=NOBLKSUP                              MESSAGE PROCESSING OPTIONS
USSMSG MSG=IST1638I,                            MESSAGE ID-
TEXT='IST1638I %: PRIMARY TO SECONDARY DIRECTION - %(2)', -
ROUTCDE=2,                                    ROUTING CODE-
DESC=5,                                       DESCRIPTOR CODE-
SUPP=NEVER,                                 SUPPRESSION CODE-
OPT=BLKSUP                                MESSAGE PROCESSING OPTIONS
USSMSG MSG=IST1639I,                            MESSAGE ID-
TEXT='IST1639I PRIMARY SEND: CURRENT = % N-
EXT = %(2)',                                -
ROUTCDE=2,                                    ROUTING CODE-
DESC=5,                                       DESCRIPTOR CODE-

```

```

SUPP=NEVER, SUPPRESSION CODE-
OPT=NOBLKSUP MESSAGE PROCESSING OPTIONS
USSMSG MSG=IST1640I, MESSAGE ID-
TEXT='IST1640I SECONDARY RECEIVE = %', -
ROUTCDE=2, ROUTING CODE-
DESC=5, DESCRIPTOR CODE-
SUPP=NEVER, SUPPRESSION CODE-
OPT=NOBLKSUP MESSAGE PROCESSING OPTIONS
USSMSG MSG=IST1641I, MESSAGE ID-
TEXT='IST1641I %: SECONDARY TO PRIMARY DIRECTION - %(2)', -
ROUTCDE=2, ROUTING CODE-
DESC=5, DESCRIPTOR CODE-
SUPP=NEVER, SUPPRESSION CODE-
OPT=BLKSUP MESSAGE PROCESSING OPTIONS
USSMSG MSG=IST1642I, MESSAGE ID-
TEXT='IST1642I SECONDARY SEND: CURRENT = % N-
EXT = %(2)', -
ROUTCDE=2, ROUTING CODE-
DESC=5, DESCRIPTOR CODE-
SUPP=NEVER, SUPPRESSION CODE-
OPT=NOBLKSUP MESSAGE PROCESSING OPTIONS
USSMSG MSG=IST1643I, MESSAGE ID-
TEXT='IST1643I PRIMARY RECEIVE = %', -
ROUTCDE=2, ROUTING CODE-
DESC=5, DESCRIPTOR CODE-
SUPP=NEVER, SUPPRESSION CODE-
OPT=NOBLKSUP MESSAGE PROCESSING OPTIONS
USSMSG MSG=IST1644I, MESSAGE ID-
TEXT='IST1644I PLU--STAGE 1-----|-----STAGE 2--SLU', -
ROUTCDE=2, ROUTING CODE-
DESC=5, DESCRIPTOR CODE-
SUPP=NEVER, SUPPRESSION CODE-
OPT=BLKSUP MESSAGE PROCESSING OPTIONS
USSMSG MSG=IST1645I, MESSAGE ID-
TEXT='IST1645I PLU--STAGE 1-----|-----STAGE 2-----|-----
STAGE 3--SLU', -
ROUTCDE=2, ROUTING CODE-
DESC=5, DESCRIPTOR CODE-
SUPP=NEVER, SUPPRESSION CODE-
OPT=BLKSUP MESSAGE PROCESSING OPTIONS
USSMSG MSG=IST1649I, MESSAGE ID-
TEXT='IST1649I ORIGIN = % TARGET = %(2) STATUS = %(3)', -
ROUTCDE=2, ROUTING CODE-
DESC=5, DESCRIPTOR CODE-
SUPP=NEVER, SUPPRESSION CODE-
OPT=NOBLKSUP MESSAGE PROCESSING OPTIONS
USSMSG MSG=IST1650I, MESSAGE ID-
TEXT='IST1650I IDX INITIALIZATION FAILED FOR % DEVICE %(-
2) CODE %(3)', -
ROUTCDE=8, ROUTING CODE-
DESC=5, DESCRIPTOR CODE-
SUPP=SER, SUPPRESSION CODE-
OPT=BLKSUP MESSAGE PROCESSING OPTIONS
USSMSG MSG=IST1651I, MESSAGE ID-
TEXT='IST1651I IDX RECEIVED BY VTAM:', -
ROUTCDE=8, ROUTING CODE-
DESC=5, DESCRIPTOR CODE-
SUPP=SER, SUPPRESSION CODE-
OPT=NOBLKSUP MESSAGE PROCESSING OPTIONS
USSMSG MSG=IST1652I, MESSAGE ID-
TEXT='IST1652I IDX SENT BY VTAM:', -
ROUTCDE=8, ROUTING CODE-
DESC=5, DESCRIPTOR CODE-
SUPP=SER, SUPPRESSION CODE-
OPT=NOBLKSUP MESSAGE PROCESSING OPTIONS
USSMSG MSG=IST1653I, MESSAGE ID-
TEXT='IST1653I RWSIO = % WCH = %(2) RCH = %(3)', -
ROUTCDE=2, ROUTING CODE-
DESC=4, DESCRIPTOR CODE-
SUPP=NEVER, SUPPRESSION CODE-
OPT=NOBLKSUP MESSAGE PROCESSING OPTIONS
USSMSG MSG=IST1654I, MESSAGE ID-
TEXT='IST1654I INPACKET = % INBYTE = %(2) MAX = %(3)', -
ROUTCDE=2, ROUTING CODE-
DESC=4, DESCRIPTOR CODE-
SUPP=NEVER, SUPPRESSION CODE-
OPT=NOBLKSUP MESSAGE PROCESSING OPTIONS
USSMSG MSG=IST1655I, MESSAGE ID-
TEXT='IST1655I OTPACKET = % OTBYTE = %(2) MAX = %(3)', -
ROUTCDE=2, ROUTING CODE-
DESC=4, DESCRIPTOR CODE-
SUPP=NEVER, SUPPRESSION CODE-

```



```

      OPT=NOBLKSUP                MESSAGE PROCESSING OPTIONS
USSMSG MSG=IST1658I,              MESSAGE ID-
TEXT='IST1658I XID3 NEGOTIATION ERROR - DEVICE % - SENSE-
= %(2)',                          -
ROUTCDE=8,                        ROUTING CODE-
DESC=5,                            DESCRIPTOR CODE-
SUPP=SER,                          SUPPRESSION CODE-
OPT=NOBLKSUP                MESSAGE PROCESSING OPTIONS
USSMSG MSG=IST1660A,              MESSAGE ID-
TEXT='IST1660A ENTER PASSWORD FOR % %(2)', -
ROUTCDE=(2,9),                    ROUTING CODE-
DESC=3,                            DESCRIPTOR CODE-
SUPP=NEVER,                        SUPPRESSION CODE-
OPT=BLKSUP                MESSAGE PROCESSING OPTIONS
USSMSG MSG=IST1661I,              MESSAGE ID-
TEXT='IST1661I % PARAMETER NOT VALID FROM PROGRAM OPERAT-
OR',                                -
ROUTCDE=2,                        ROUTING CODE-
DESC=5,                            DESCRIPTOR CODE-
SUPP=SER,                          SUPPRESSION CODE-
OPT=BLKSUP                MESSAGE PROCESSING OPTIONS
USSMSG MSG=IST1662I,              MESSAGE ID-
TEXT='IST1662I % PARAMETER VALUE NOT ALLOWED', -
ROUTCDE=2,                        ROUTING CODE-
DESC=5,                            DESCRIPTOR CODE-
SUPP=SER,                          SUPPRESSION CODE-
OPT=BLKSUP                MESSAGE PROCESSING OPTIONS
USSMSG MSG=IST1663I,              MESSAGE ID-
TEXT='IST1663I % %(2) COMMAND FAILED - %(3)', -
ROUTCDE=2,                        ROUTING CODE-
DESC=5,                            DESCRIPTOR CODE-
SUPP=SER,                          SUPPRESSION CODE-
OPT=BLKSUP                MESSAGE PROCESSING OPTIONS
USSMSG MSG=IST1664I,              MESSAGE ID-
TEXT='IST1664I PASSWORD MUST BE 1-8 CHARACTERS', -
ROUTCDE=2,                        ROUTING CODE-
DESC=5,                            DESCRIPTOR CODE-
SUPP=SER,                          SUPPRESSION CODE-
OPT=BLKSUP                MESSAGE PROCESSING OPTIONS
USSMSG MSG=IST1665I,              MESSAGE ID-
TEXT='IST1665I CSALIMIT VALUE % EXCEEDS SYSTEM CSA LIMIT-
',                                -
ROUTCDE=2,                        ROUTING CODE-
DESC=4,                            DESCRIPTOR CODE-
SUPP=NEVER,                        SUPPRESSION CODE-
OPT=BLKSUP                MESSAGE PROCESSING OPTIONS
USSMSG MSG=IST1666I,              MESSAGE ID-
TEXT='IST1666I SYSTEM CSA LIMIT WILL BE USED FOR CSALIMI-
T',                                -
ROUTCDE=2,                        ROUTING CODE-
DESC=4,                            DESCRIPTOR CODE-
SUPP=NEVER,                        SUPPRESSION CODE-
OPT=BLKSUP                MESSAGE PROCESSING OPTIONS
USSMSG MSG=IST1667I,              MESSAGE ID-
TEXT='IST1667I SYSTEM CSA LIMIT = %', -
ROUTCDE=2,                        ROUTING CODE-
DESC=4,                            DESCRIPTOR CODE-
SUPP=NEVER,                        SUPPRESSION CODE-
OPT=BLKSUP                MESSAGE PROCESSING OPTIONS
USSMSG MSG=IST1668I,              MESSAGE ID-
TEXT='IST1668I LUNAME              IPADDR..PORT', -
ROUTCDE=2,                        ROUTING CODE-
DESC=5,                            DESCRIPTOR CODE-
SUPP=NEVER,                        SUPPRESSION CODE-
OPT=NOBLKSUP                MESSAGE PROCESSING OPTIONS
USSMSG MSG=IST1669I,              MESSAGE ID-
TEXT='IST1669I IPADDR..PORT %', -
ROUTCDE=2,                        ROUTING CODE-
DESC=5,                            DESCRIPTOR CODE-
SUPP=NEVER,                        SUPPRESSION CODE-
OPT=NOBLKSUP                MESSAGE PROCESSING OPTIONS
USSMSG MSG=IST1670I,              MESSAGE ID-
TEXT='IST1670I % %(2)', -
ROUTCDE=2,                        ROUTING CODE-
DESC=5,                            DESCRIPTOR CODE-
SUPP=NEVER,                        SUPPRESSION CODE-
OPT=NOBLKSUP                MESSAGE PROCESSING OPTIONS
USSMSG MSG=IST1671I,              MESSAGE ID-
TEXT='IST1671I % MAPSTO %(2)', -
ROUTCDE=2,                        ROUTING CODE-
DESC=5,                            DESCRIPTOR CODE-
SUPP=NEVER,                        SUPPRESSION CODE-

```

```

      OPT=NOBLKSUP                MESSAGE PROCESSING OPTIONS
USSMSG MSG=IST1672I,              MESSAGE ID-
TEXT='IST1672I CURRENT NETWORK NODE SERVER NOT FOUND IN -
ACTIVE NETSRVR LIST',            -
ROUTCDE=2,                        ROUTING CODE-
DESC=4,                            DESCRIPTOR CODE-
SUPP=NEVER,                        SUPPRESSION CODE-
OPT=NOBLKSUP                MESSAGE PROCESSING OPTIONS
USSMSG MSG=IST1673I,              MESSAGE ID-
TEXT='IST1673I SWITCH TO PREFERRED NETWORK NODE SERVER I-
S COMPLETE',                      -
ROUTCDE=2,                        ROUTING CODE-
DESC=4,                            DESCRIPTOR CODE-
SUPP=NEVER,                        SUPPRESSION CODE-
OPT=NOBLKSUP                MESSAGE PROCESSING OPTIONS
USSMSG MSG=IST1674I,              MESSAGE ID-
TEXT='IST1674I PREFERRED NETWORK NODE SERVER = %', -
ROUTCDE=2,                        ROUTING CODE-
DESC=4,                            DESCRIPTOR CODE-
SUPP=NEVER,                        SUPPRESSION CODE-
OPT=NOBLKSUP                MESSAGE PROCESSING OPTIONS
USSMSG MSG=IST1675I,              MESSAGE ID-
TEXT='IST1675I ACTIVE NETSRVR LIST AND PREFERRED NN SERV-
ER ARE MERGED',                  -
ROUTCDE=2,                        ROUTING CODE-
DESC=4,                            DESCRIPTOR CODE-
SUPP=NEVER,                        SUPPRESSION CODE-
OPT=NOBLKSUP                MESSAGE PROCESSING OPTIONS
USSMSG MSG=IST1676I,              MESSAGE ID-
TEXT='IST1676I SWITCH TO PREFERRED NETWORK NODE SERVER F-
AILED - CODE = %',              -
ROUTCDE=2,                        ROUTING CODE-
DESC=4,                            DESCRIPTOR CODE-
SUPP=NEVER,                        SUPPRESSION CODE-
OPT=NOBLKSUP                MESSAGE PROCESSING OPTIONS
USSMSG MSG=IST1677I,              MESSAGE ID-
TEXT='IST1677I PREFERRED NETWORK NODE SERVER', -
ROUTCDE=2,                        ROUTING CODE-
DESC=4,                            DESCRIPTOR CODE-
SUPP=NEVER,                        SUPPRESSION CODE-
OPT=NOBLKSUP                MESSAGE PROCESSING OPTIONS
USSMSG MSG=IST1678I,              MESSAGE ID-
TEXT='IST1678I FFST NOT AVAILABLE', -
ROUTCDE=2,                        ROUTING CODE-
DESC=5,                            DESCRIPTOR CODE-
SUPP=NEVER,                        SUPPRESSION CODE-
OPT=NOBLKSUP                MESSAGE PROCESSING OPTIONS
USSMSG MSG=IST1679I,              MESSAGE ID-
TEXT='IST1679I MEDIUM = %', -
ROUTCDE=2,                        ROUTING CODE-
DESC=5,                            DESCRIPTOR CODE-
SUPP=INFO,                        SUPPRESSION CODE-
OPT=BLKSUP                MESSAGE PROCESSING OPTIONS
USSMSG MSG=IST1680I,              MESSAGE ID-
TEXT='IST1680I % IP ADDRESS %(2)', -
ROUTCDE=2,                        ROUTING CODE-
DESC=5,                            DESCRIPTOR CODE-
SUPP=INFO,                        SUPPRESSION CODE-
OPT=BLKSUP                MESSAGE PROCESSING OPTIONS
USSMSG MSG=IST1681I,              MESSAGE ID-
TEXT='IST1681I LOCAL SAP = % REMOTE SAP = %(2)', -
ROUTCDE=2,                        ROUTING CODE-
DESC=5,                            DESCRIPTOR CODE-
SUPP=INFO,                        SUPPRESSION CODE-
OPT=BLKSUP                MESSAGE PROCESSING OPTIONS
USSMSG MSG=IST1682I,              MESSAGE ID-
TEXT='IST1682I HPR/IP % FAILURE: ID = %(2)', -
ROUTCDE=2,                        ROUTING CODE-
DESC=5,                            DESCRIPTOR CODE-
SUPP=SER,                          SUPPRESSION CODE-
OPT=BLKSUP                MESSAGE PROCESSING OPTIONS
USSMSG MSG=IST1683I,              MESSAGE ID-
TEXT='IST1683I HPR/IP % FAILURE: ID = %(2) STATUS = %(3)-
', -
ROUTCDE=2,                        ROUTING CODE-
DESC=5,                            DESCRIPTOR CODE-
SUPP=SER,                          SUPPRESSION CODE-
OPT=BLKSUP                MESSAGE PROCESSING OPTIONS
USSMSG MSG=IST1684I,              MESSAGE ID-
TEXT='IST1684I RETURN CODE = % REASON CODE = %(2)', -
ROUTCDE=2,                        ROUTING CODE-
DESC=5,                            DESCRIPTOR CODE-

```

	SUPP=SER,		SUPPRESSION CODE-
	OPT=BLKSUP		MESSAGE PROCESSING OPTIONS
USSMSG	MSG=IST1685I,		MESSAGE ID-
	TEXT='IST1685I TCP/IP JOB NAME = %',		-
	ROUTCDE=2,		ROUTING CODE-
	DESC=5,		DESCRIPTOR CODE-
	SUPP=INFO,		SUPPRESSION CODE-
	OPT=BLKSUP		MESSAGE PROCESSING OPTIONS
USSMSG	MSG=IST1686I,		MESSAGE ID-
	TEXT='IST1686I NO USABLE TCP/IP JOB AVAILABLE FOR HPR/IP-		-
	,		-
	ROUTCDE=2,		ROUTING CODE-
	DESC=5,		DESCRIPTOR CODE-
	SUPP=SER,		SUPPRESSION CODE-
	OPT=BLKSUP		MESSAGE PROCESSING OPTIONS
USSMSG	MSG=IST1687I,		MESSAGE ID-
	TEXT='IST1687I HPR/IP PORT NOT AVAILABLE',		-
	ROUTCDE=2,		ROUTING CODE-
	DESC=5,		DESCRIPTOR CODE-
	SUPP=SER,		SUPPRESSION CODE-
	OPT=BLKSUP		MESSAGE PROCESSING OPTIONS
USSMSG	MSG=IST1688I,		MESSAGE ID-
	TEXT='IST1688I EXCESSIVE TIME % DETECTED FOR STRUCTURE %-		-
	(2)',		-
	ROUTCDE=2,		ROUTING CODE-
	DESC=5,		DESCRIPTOR CODE-
	SUPP=WARN,		SUPPRESSION CODE-
	OPT=BLKSUP		MESSAGE PROCESSING OPTIONS
USSMSG	MSG=IST1689I,		MESSAGE ID-
	TEXT='IST1689I % FAILED - NOT CONNECTED TO %(2)',		-
	ROUTCDE=2,		ROUTING CODE-
	DESC=5,		DESCRIPTOR CODE-
	SUPP=NEVER,		SUPPRESSION CODE-
	OPT=BLKSUP		MESSAGE PROCESSING OPTIONS
USSMSG	MSG=IST1690I,		MESSAGE ID-
	TEXT='IST1690I VARY CFS FAILED - ALREADY CONNECTED TO %'-		-
	,ROUTCDE=2,		ROUTING CODE-
	DESC=5,		DESCRIPTOR CODE-
	SUPP=NEVER,		SUPPRESSION CODE-
	OPT=BLKSUP		MESSAGE PROCESSING OPTIONS
USSMSG	MSG=IST1691I,		MESSAGE ID-
	TEXT='IST1691I VARY CFS FAILED - % IS NOT AVAILABLE',		-
	ROUTCDE=2,		ROUTING CODE-
	DESC=5,		DESCRIPTOR CODE-
	SUPP=NEVER,		SUPPRESSION CODE-
	OPT=BLKSUP		MESSAGE PROCESSING OPTIONS
USSMSG	MSG=IST1692I,		MESSAGE ID-
	TEXT='IST1692I TCB = % TCP PORT = %(2)',		-
	ROUTCDE=8,		ROUTING CODE-
	DESC=5,		DESCRIPTOR CODE-
	SUPP=NEVER,		SUPPRESSION CODE-
	OPT=NOBLKSUP		MESSAGE PROCESSING OPTIONS
USSMSG	MSG=IST1693I,		MESSAGE ID-
	TEXT='IST1693I NETWORK ADDRESS RECEIVED FOR % IN USE',		-
	ROUTCDE=8,		ROUTING CODE-
	DESC=5,		DESCRIPTOR CODE-
	SUPP=WARN,		SUPPRESSION CODE-
	OPT=BLKSUP		MESSAGE PROCESSING OPTIONS
USSMSG	MSG=IST1694I,		MESSAGE ID-
	TEXT='IST1694I REASON = SEQUENCE NUMBER ERROR',		-
	ROUTCDE=8,		ROUTING CODE-
	DESC=4,		DESCRIPTOR CODE-
	SUPP=INFO,		SUPPRESSION CODE-
	OPT=NOBLKSUP		MESSAGE PROCESSING OPTIONS
USSMSG	MSG=IST1695I,		MESSAGE ID-
	TEXT='IST1695I PU NAME CP NAME COSNAME SWITCH-		-
	CONGEST STALL SESS',		-
	ROUTCDE=2,		ROUTING CODE-
	DESC=5,		DESCRIPTOR CODE-
	SUPP=NEVER,		SUPPRESSION CODE-
	OPT=NOBLKSUP		MESSAGE PROCESSING OPTIONS
USSMSG	MSG=IST1696I,		MESSAGE ID-
	TEXT='IST1696I % %(2) %(3) %(4) %(5) %(6)',		-
	ROUTCDE=2,		ROUTING CODE-
	DESC=5,		DESCRIPTOR CODE-
	SUPP=NEVER,		SUPPRESSION CODE-
	OPT=NOBLKSUP		MESSAGE PROCESSING OPTIONS
USSMSG	MSG=IST1697I,		MESSAGE ID-
	TEXT='IST1697I RTP PACING ALGORITHM = ARB RESPONSIVE MOD-		-
	E',		-
	ROUTCDE=2,		ROUTING CODE-
	DESC=5,		DESCRIPTOR CODE-

```

SUPP=NEVER, SUPPRESSION CODE-
OPT=BLKSUP MESSAGE PROCESSING OPTIONS
USSMSG MSG=IST1698I, MESSAGE ID-
TEXT='IST1698I PROBE % ATTEMPTED - FFST NOT AVAILABLE', -
ROUTCDE=2, ROUTING CODE-
DESC=5, DESCRIPTOR CODE-
SUPP=WARN, SUPPRESSION CODE-
OPT=NOBLKSUP MESSAGE PROCESSING OPTIONS
USSMSG MSG=IST1700I, MESSAGE ID-
TEXT='IST1700I % CONFLICTS WITH %(2) %(3)', -
ROUTCDE=2, ROUTING CODE-
DESC=5, DESCRIPTOR CODE-
SUPP=WARN, SUPPRESSION CODE-
OPT=BLKSUP MESSAGE PROCESSING OPTIONS
USSMSG MSG=IST1701I, MESSAGE ID-
TEXT='IST1701I CP NAME LOCATE SIZE', -
ROUTCDE=2, ROUTING CODE-
DESC=5, DESCRIPTOR CODE-
SUPP=INFO, SUPPRESSION CODE-
OPT=NOBLKSUP MESSAGE PROCESSING OPTIONS
USSMSG MSG=IST1702I, MESSAGE ID-
TEXT='IST1702I % %(2)', -
ROUTCDE=2, ROUTING CODE-
DESC=5, DESCRIPTOR CODE-
SUPP=INFO, SUPPRESSION CODE-
OPT=NOBLKSUP MESSAGE PROCESSING OPTIONS
USSMSG MSG=IST1703I, MESSAGE ID-
TEXT='IST1703I DESIRED LOCATE SIZE = % LAST LOCATE SIZE-
= %(2)', -
ROUTCDE=2, ROUTING CODE-
DESC=5, DESCRIPTOR CODE-
SUPP=INFO, SUPPRESSION CODE-
OPT=BLKSUP MESSAGE PROCESSING OPTIONS
USSMSG MSG=IST1704I, MESSAGE ID-
TEXT='IST1704I % = %(2) FROM ADJACENT SSCP TABLE', -
ROUTCDE=2, ROUTING CODE-
DESC=5, DESCRIPTOR CODE-
SUPP=NEVER, SUPPRESSION CODE-
OPT=BLKSUP MESSAGE PROCESSING OPTIONS
USSMSG MSG=IST1705I, MESSAGE ID-
TEXT='IST1705I % = %(2) FROM START OPTION', -
ROUTCDE=2, ROUTING CODE-
DESC=5, DESCRIPTOR CODE-
SUPP=NEVER, SUPPRESSION CODE-
OPT=BLKSUP MESSAGE PROCESSING OPTIONS
USSMSG MSG=IST1706I, MESSAGE ID-
TEXT='IST1706I PARTNER NAME GENERIC RESOURCE ME-
MBER ATTRIBUTES', -
ROUTCDE=2, ROUTING CODE-
DESC=5, DESCRIPTOR CODE-
SUPP=NEVER, SUPPRESSION CODE-
OPT=NOBLKSUP MESSAGE PROCESSING OPTIONS
USSMSG MSG=IST1707I, MESSAGE ID-
TEXT='IST1707I % %(2) %(3) %(4)', -
ROUTCDE=2, ROUTING CODE-
DESC=5, DESCRIPTOR CODE-
SUPP=NEVER, SUPPRESSION CODE-
OPT=NOBLKSUP MESSAGE PROCESSING OPTIONS
USSMSG MSG=IST1708I, MESSAGE ID-
TEXT='IST1708I % FAILED - GENERIC RESOURCES NOT AVAILABL-
E', -
ROUTCDE=2, ROUTING CODE-
DESC=5, DESCRIPTOR CODE-
SUPP=NEVER, SUPPRESSION CODE-
OPT=BLKSUP MESSAGE PROCESSING OPTIONS
USSMSG MSG=IST1709I, MESSAGE ID-
TEXT='IST1709I % FAILED - NOT CONNECTED TO %(2)', -
ROUTCDE=2, ROUTING CODE-
DESC=5, DESCRIPTOR CODE-
SUPP=NEVER, SUPPRESSION CODE-
OPT=BLKSUP MESSAGE PROCESSING OPTIONS
USSMSG MSG=IST1710I, MESSAGE ID-
TEXT='IST1710I RSCV FROM PLU SAVED AT SESSION ACTIVATION-
', -
ROUTCDE=2, ROUTING CODE-
DESC=5, DESCRIPTOR CODE-
SUPP=NEVER, SUPPRESSION CODE-
OPT=NOBLKSUP MESSAGE PROCESSING OPTIONS
USSMSG MSG=IST1711I, MESSAGE ID-
TEXT='IST1711I RSCV TOWARDS SLU SAVED AT SESSION ACTIVAT-
ION', -
ROUTCDE=2, ROUTING CODE-

```

DESC=5,	DESCRIPTOR CODE-
SUPP=NEVER,	SUPPRESSION CODE-
OPT=NOBLKSUP	MESSAGE PROCESSING OPTIONS
USSMSG MSG=IST1713I,	MESSAGE ID-
TEXT='IST1713I RTP RSCV IN THE DIRECTION OF THE %',	-
ROUTCDE=2,	ROUTING CODE-
DESC=5,	DESCRIPTOR CODE-
SUPP=NEVER,	SUPPRESSION CODE-
OPT=NOBLKSUP	MESSAGE PROCESSING OPTIONS
USSMSG MSG=IST1714I,	MESSAGE ID-
TEXT='IST1714I NO PATH INFORMATION EXISTS',	-
ROUTCDE=2,	ROUTING CODE-
DESC=5,	DESCRIPTOR CODE-
SUPP=NEVER,	SUPPRESSION CODE-
OPT=NOBLKSUP	MESSAGE PROCESSING OPTIONS
USSMSG MSG=IST1715I,	MESSAGE ID-
TEXT='IST1715I MPCLEVEL = % MPCUSAGE = %(2)',	-
ROUTCDE=2,	ROUTING CODE-
DESC=5,	DESCRIPTOR CODE-
SUPP=NEVER,	SUPPRESSION CODE-
OPT=NOBLKSUP	MESSAGE PROCESSING OPTIONS
USSMSG MSG=IST1716I,	MESSAGE ID-
TEXT='IST1716I PORTNAME = % LINKNUM = %(2) OSA CODE =	-
LEVEL = %(3)',	-
ROUTCDE=2,	ROUTING CODE-
DESC=5,	DESCRIPTOR CODE-
SUPP=NEVER,	SUPPRESSION CODE-
OPT=NOBLKSUP	MESSAGE PROCESSING OPTIONS
USSMSG MSG=IST1717I,	MESSAGE ID-
TEXT='IST1717I ULPID = % ULP INTERFACE = %(2)',	-
ROUTCDE=2,	ROUTING CODE-
DESC=5,	DESCRIPTOR CODE-
SUPP=NEVER,	SUPPRESSION CODE-
OPT=BLKSUP	MESSAGE PROCESSING OPTIONS
USSMSG MSG=IST1718I,	MESSAGE ID-
TEXT='IST1718I DATAPATH DEVICE % NOT FOUND FOR TRLE %(2)-	-
,	-
ROUTCDE=2,	ROUTING CODE-
DESC=5,	DESCRIPTOR CODE-
SUPP=NEVER,	SUPPRESSION CODE-
OPT=NOBLKSUP	MESSAGE PROCESSING OPTIONS
USSMSG MSG=IST1719I,	MESSAGE ID-
TEXT='IST1719I PCIREALO = % PCIREAL = %(2)',	-
ROUTCDE=2,	ROUTING CODE-
DESC=5,	DESCRIPTOR CODE-
SUPP=NEVER,	SUPPRESSION CODE-
OPT=NOBLKSUP	MESSAGE PROCESSING OPTIONS
USSMSG MSG=IST1720I,	MESSAGE ID-
TEXT='IST1720I PCIVIRTO = % PCIVIRT = %(2)',	-
ROUTCDE=2,	ROUTING CODE-
DESC=5,	DESCRIPTOR CODE-
SUPP=NEVER,	SUPPRESSION CODE-
OPT=NOBLKSUP	MESSAGE PROCESSING OPTIONS
USSMSG MSG=IST1721I,	MESSAGE ID-
TEXT='IST1721I SBALCNT = % SBALCNT = %(2)',	-
ROUTCDE=2,	ROUTING CODE-
DESC=5,	DESCRIPTOR CODE-
SUPP=NEVER,	SUPPRESSION CODE-
OPT=NOBLKSUP	MESSAGE PROCESSING OPTIONS
USSMSG MSG=IST1722I,	MESSAGE ID-
TEXT='IST1722I PACKCNT = % PACKCNT = %(2)',	-
ROUTCDE=2,	ROUTING CODE-
DESC=5,	DESCRIPTOR CODE-
SUPP=NEVER,	SUPPRESSION CODE-
OPT=NOBLKSUP	MESSAGE PROCESSING OPTIONS
USSMSG MSG=IST1723I,	MESSAGE ID-
TEXT='IST1723I SIGACNT = % SIGACNT = %(2)',	-
ROUTCDE=2,	ROUTING CODE-
DESC=5,	DESCRIPTOR CODE-
SUPP=NEVER,	SUPPRESSION CODE-
OPT=NOBLKSUP	MESSAGE PROCESSING OPTIONS
USSMSG MSG=IST1724I,	MESSAGE ID-
TEXT='IST1724I I/O TRACE = % TRACE LENGTH = %(2)',	-
ROUTCDE=2,	ROUTING CODE-
DESC=5,	DESCRIPTOR CODE-
SUPP=NEVER,	SUPPRESSION CODE-
OPT=NOBLKSUP	MESSAGE PROCESSING OPTIONS
USSMSG MSG=IST1725E,	MESSAGE ID-
TEXT='IST1725E STORAGE SHORTAGE IN % - UNABLE TO RECONNE-	-
CT',	-
ROUTCDE=2,	ROUTING CODE-
DESC=11,	DESCRIPTOR CODE-

	SUPP=NEVER,		SUPPRESSION CODE-
	OPT=BLKSUP		MESSAGE PROCESSING OPTIONS
USSMSG	MSG=IST1726I,		MESSAGE ID-
	TEXT='IST1726I CONNECTION IS PENDING DUE TO STORAGE SHOR-		-
	TAGE',		
	ROUTCDE=2,		ROUTING CODE-
	DESC=5,		DESCRIPTOR CODE-
	SUPP=NEVER,		SUPPRESSION CODE-
	OPT=BLKSUP		MESSAGE PROCESSING OPTIONS
USSMSG	MSG=IST1727I,		MESSAGE ID-
	TEXT='IST1727I DNS NAME: %',		-
	ROUTCDE=2,		ROUTING CODE-
	DESC=5,		DESCRIPTOR CODE-
	SUPP=NEVER,		SUPPRESSION CODE-
	OPT=NOBLKSUP		MESSAGE PROCESSING OPTIONS
USSMSG	MSG=IST1728I,		MESSAGE ID-
	TEXT='IST1728I %',		-
	ROUTCDE=2,		ROUTING CODE-
	DESC=5,		DESCRIPTOR CODE-
	SUPP=NEVER,		SUPPRESSION CODE-
	OPT=NOBLKSUP		MESSAGE PROCESSING OPTIONS
USSMSG	MSG=IST1729I,		MESSAGE ID-
	TEXT='IST1729I OPTION % MUST BE CODED WHEN SUBTRACE %(2)-		-
	IS SPECIFIED',		
	ROUTCDE=2,		ROUTING CODE-
	DESC=5,		DESCRIPTOR CODE-
	SUPP=NORM,		SUPPRESSION CODE-
	OPT=BLKSUP		MESSAGE PROCESSING OPTIONS
USSMSG	MSG=IST1730I,		MESSAGE ID-
	TEXT='IST1730I SUBTRACE % ACTIVE UNDER TRACE OPTION %(2)-		-
	,		
	ROUTCDE=2,		ROUTING CODE-
	DESC=5,		DESCRIPTOR CODE-
	SUPP=NORM,		SUPPRESSION CODE-
	OPT=BLKSUP		MESSAGE PROCESSING OPTIONS
USSMSG	MSG=IST1731I,		MESSAGE ID-
	TEXT='IST1731I % ACTIVATION FAILED - HPR=RTP REQUIRED WI-		-
	TH HPR/IP',		
	ROUTCDE=2,		ROUTING CODE-
	DESC=5,		DESCRIPTOR CODE-
	SUPP=SER,		SUPPRESSION CODE-
	OPT=BLKSUP		MESSAGE PROCESSING OPTIONS
USSMSG	MSG=IST1732I,		MESSAGE ID-
	TEXT='IST1732I VTAM INITIATED SLOWDOWN TERMINATION FOR D-		-
	EVICE %',		
	ROUTCDE=2,		ROUTING CODE-
	DESC=4,		DESCRIPTOR CODE-
	SUPP=NEVER,		SUPPRESSION CODE-
	OPT=BLKSUP		MESSAGE PROCESSING OPTIONS
USSMSG	MSG=IST1733I,		MESSAGE ID-
	TEXT='IST1733I DEVICE % HAS BEEN IN SLOWDOWN FOR MORE TH-		-
	AN %(2) SECONDS',		
	ROUTCDE=2,		ROUTING CODE-
	DESC=5,		DESCRIPTOR CODE-
	SUPP=NORM,		SUPPRESSION CODE-
	OPT=BLKSUP		MESSAGE PROCESSING OPTIONS
USSMSG	MSG=IST1734I,		MESSAGE ID-
	TEXT='IST1734I DEVICE % INITIATED SLOWDOWN TERMINATION',		-
	ROUTCDE=2,		ROUTING CODE-
	DESC=4,		DESCRIPTOR CODE-
	SUPP=NORM,		SUPPRESSION CODE-
	OPT=BLKSUP		MESSAGE PROCESSING OPTIONS
USSMSG	MSG=IST1736I,		MESSAGE ID-
	TEXT='IST1736I	PU NAME',	-
	ROUTCDE=2,		ROUTING CODE-
	DESC=5,		DESCRIPTOR CODE-
	SUPP=NEVER,		SUPPRESSION CODE-
	OPT=NOBLKSUP		MESSAGE PROCESSING OPTIONS
USSMSG	MSG=IST1737I,		MESSAGE ID-
	TEXT='IST1737I	%',	-
	ROUTCDE=2,		ROUTING CODE-
	DESC=5,		DESCRIPTOR CODE-
	SUPP=NEVER,		SUPPRESSION CODE-
	OPT=NOBLKSUP		MESSAGE PROCESSING OPTIONS
USSMSG	MSG=IST1738I,		MESSAGE ID-
	TEXT='IST1738I ANR LABEL	TP	ER N-
	UMBER',		-
	ROUTCDE=2,		ROUTING CODE-
	DESC=5,		DESCRIPTOR CODE-
	SUPP=NEVER,		SUPPRESSION CODE-
	OPT=NOBLKSUP		MESSAGE PROCESSING OPTIONS
USSMSG	MSG=IST1739I,		MESSAGE ID-

```

TEXT='IST1739I %          %(2)          %(3)', -
ROUTCDE=2,                                ROUTING CODE-
DESC=5,                                  DESCRIPTOR CODE-
SUPP=NEVER,                              SUPPRESSION CODE-
OPT=NOBLKSUP                             MESSAGE PROCESSING OPTIONS
USSMSG MSG=IST1740I,                      MESSAGE ID-
TEXT='IST1740I IBMTGPS IN % IS EMPTY - PROCESSING CONTIN-
UES', -
ROUTCDE=2,                                ROUTING CODE-
DESC=5,                                  DESCRIPTOR CODE-
SUPP=WARN,                              SUPPRESSION CODE-
OPT=NOBLKSUP                             MESSAGE PROCESSING OPTIONS
USSMSG MSG=IST1743I,                      MESSAGE ID-
TEXT='IST1743I IBMTGPS IN % NOT FOUND - PROCESSING CONTI-
NUES', -
ROUTCDE=2,                                ROUTING CODE-
DESC=5,                                  DESCRIPTOR CODE-
SUPP=WARN,                              SUPPRESSION CODE-
OPT=NOBLKSUP                             MESSAGE PROCESSING OPTIONS
USSMSG MSG=IST1744I,                      MESSAGE ID-
TEXT='IST1744I IBMTGPS IN % IN ERROR - PROCESSING CONTIN-
UES', -
ROUTCDE=2,                                ROUTING CODE-
DESC=5,                                  DESCRIPTOR CODE-
SUPP=WARN,                              SUPPRESSION CODE-
OPT=NOBLKSUP                             MESSAGE PROCESSING OPTIONS
USSMSG MSG=IST1745I,                      MESSAGE ID-
TEXT='IST1745I % REJECTED BECAUSE VARYWLD = %(2)', -
ROUTCDE=5,                                ROUTING CODE-
DESC=2,                                  DESCRIPTOR CODE-
SUPP=SER,                                SUPPRESSION CODE-
OPT=BLKSUP                               MESSAGE PROCESSING OPTIONS
USSMSG MSG=IST1746I,                      MESSAGE ID-
TEXT='IST1746I % COMMAND PROCESSING COMPLETE', -
ROUTCDE=2,                                ROUTING CODE-
DESC=5,                                  DESCRIPTOR CODE-
SUPP=NEVER,                              SUPPRESSION CODE-
OPT=BLKSUP                               MESSAGE PROCESSING OPTIONS
USSMSG MSG=IST1747I,                      MESSAGE ID-
TEXT='IST1747I SUMMARY OF STATE INFORMATION:', -
ROUTCDE=2,                                ROUTING CODE-
DESC=5,                                  DESCRIPTOR CODE-
SUPP=NEVER,                              SUPPRESSION CODE-
OPT=BLKSUP                               MESSAGE PROCESSING OPTIONS
USSMSG MSG=IST1748I,                      MESSAGE ID-
TEXT='IST1748I %          %(2)          %(3)', -
ROUTCDE=2,                                ROUTING CODE-
DESC=5,                                  DESCRIPTOR CODE-
SUPP=NEVER,                              SUPPRESSION CODE-
OPT=BLKSUP                               MESSAGE PROCESSING OPTIONS
USSMSG MSG=IST1749I,                      MESSAGE ID-
TEXT='IST1749I % REJECTED - VARYWLD = NO FOR APPL %(2)', -
ROUTCDE=5,                                ROUTING CODE-
DESC=2,                                  DESCRIPTOR CODE-
SUPP=SER,                                SUPPRESSION CODE-
OPT=BLKSUP                               MESSAGE PROCESSING OPTIONS
USSMSG MSG=IST1750I,                      MESSAGE ID-
TEXT='IST1750I PCITHRSO = % PCITHRS = %(2)', -
ROUTCDE=2,                                ROUTING CODE-
DESC=5,                                  DESCRIPTOR CODE-
SUPP=NEVER,                              SUPPRESSION CODE-
OPT=NOBLKSUP                             MESSAGE PROCESSING OPTIONS
USSMSG MSG=IST1751I,                      MESSAGE ID-
TEXT='IST1751I PCIUNPRO = % PCIUNPRD = %(2)', -
ROUTCDE=2,                                ROUTING CODE-
DESC=5,                                  DESCRIPTOR CODE-
SUPP=NEVER,                              SUPPRESSION CODE-
OPT=NOBLKSUP                             MESSAGE PROCESSING OPTIONS
USSMSG MSG=IST1752I,                      MESSAGE ID-
TEXT='IST1752I RPROCDEO = % RPROCDEF = %(2)', -
ROUTCDE=2,                                ROUTING CODE-
DESC=5,                                  DESCRIPTOR CODE-
SUPP=NEVER,                              SUPPRESSION CODE-
OPT=NOBLKSUP                             MESSAGE PROCESSING OPTIONS
USSMSG MSG=IST1753I,                      MESSAGE ID-
TEXT='IST1753I RREPLDEO = % RREPLDEF = %(2)', -
ROUTCDE=2,                                ROUTING CODE-
DESC=5,                                  DESCRIPTOR CODE-
SUPP=NEVER,                              SUPPRESSION CODE-
OPT=NOBLKSUP                             MESSAGE PROCESSING OPTIONS
USSMSG MSG=IST1754I,                      MESSAGE ID-
TEXT='IST1754I NOREADSO = % NOREADS = %(2)', -

```

```

ROUTCDE=2,                                ROUTING CODE-
DESC=5,                                    DESCRIPTOR CODE-
SUPP=NEVER,                               SUPPRESSION CODE-
OPT=NOBLKSUP                             MESSAGE PROCESSING OPTIONS
USSMSG MSG=IST1755I,                       MESSAGE ID-
TEXT='IST1755I SBALMAX = % SBALAVG = %(2)', -
ROUTCDE=2,                                ROUTING CODE-
DESC=5,                                    DESCRIPTOR CODE-
SUPP=NEVER,                               SUPPRESSION CODE-
OPT=NOBLKSUP                             MESSAGE PROCESSING OPTIONS
USSMSG MSG=IST1756I,                       MESSAGE ID-
TEXT='IST1756I QDPTHMAX = % QDPTHAVG = %(2)', -
ROUTCDE=2,                                ROUTING CODE-
DESC=5,                                    DESCRIPTOR CODE-
SUPP=NEVER,                               SUPPRESSION CODE-
OPT=NOBLKSUP                             MESSAGE PROCESSING OPTIONS
USSMSG MSG=IST1757I,                       MESSAGE ID-
TEXT='IST1757I PRIORITY%: %(2) PRIORITY%(3): %(4)', -
ROUTCDE=2,                                ROUTING CODE-
DESC=5,                                    DESCRIPTOR CODE-
SUPP=NEVER,                               SUPPRESSION CODE-
OPT=NOBLKSUP                             MESSAGE PROCESSING OPTIONS
USSMSG MSG=IST1758I,                       MESSAGE ID-
TEXT='IST1758I RSCV TOWARDS DLUR SAVED AT SESSION ACTIVA-
TION', -
ROUTCDE=2,                                ROUTING CODE-
DESC=5,                                    DESCRIPTOR CODE-
SUPP=NEVER,                               SUPPRESSION CODE-
OPT=BLKSUP                               MESSAGE PROCESSING OPTIONS
USSMSG MSG=IST1759I,                       MESSAGE ID-
TEXT='IST1759I RTP RSCV FROM THE DIRECTION OF THE DLUR', -
ROUTCDE=2,                                ROUTING CODE-
DESC=5,                                    DESCRIPTOR CODE-
SUPP=NEVER,                               SUPPRESSION CODE-
OPT=BLKSUP                               MESSAGE PROCESSING OPTIONS
USSMSG MSG=IST1760I,                       MESSAGE ID-
TEXT='IST1760I % SUBCHANNEL %(2) VARY OFFLINE NOT ALLOWE-
D', -
ROUTCDE=2,                                ROUTING CODE-
DESC=5,                                    DESCRIPTOR CODE-
SUPP=NEVER,                               SUPPRESSION CODE-
OPT=BLKSUP                               MESSAGE PROCESSING OPTIONS
USSMSG MSG=IST1761I,                       MESSAGE ID-
TEXT='IST1761I % PARAMETER EXTRANEIOUS FOR DISPLAY ID COM-
MAND', -
ROUTCDE=8,                                ROUTING CODE-
DESC=5,                                    DESCRIPTOR CODE-
SUPP=SER,                                 SUPPRESSION CODE-
OPT=BLKSUP                               MESSAGE PROCESSING OPTIONS
USSMSG MSG=IST1762I,                       MESSAGE ID-
TEXT='IST1762I % ACT FAILED, TCPNAME OR IPADDR START OPT-
ION REQUIRED', -
ROUTCDE=2,                                ROUTING CODE-
DESC=5,                                    DESCRIPTOR CODE-
SUPP=NEVER,                               SUPPRESSION CODE-
OPT=BLKSUP                               MESSAGE PROCESSING OPTIONS
USSMSG MSG=IST1763I,                       MESSAGE ID-
TEXT='IST1763I NO ACTIVE CP-CP SESSION-CAPABLE TGS EXIST-
', -
ROUTCDE=2,                                ROUTING CODE-
DESC=5,                                    DESCRIPTOR CODE-
SUPP=INFO,                                SUPPRESSION CODE-
OPT=NOBLKSUP                             MESSAGE PROCESSING OPTIONS
USSMSG MSG=IST1764I,                       MESSAGE ID-
TEXT='IST1764I NO ACTIVE CP-CP SESSION-CAPABLE TG TO %', -
ROUTCDE=2,                                ROUTING CODE-
DESC=5,                                    DESCRIPTOR CODE-
SUPP=INFO,                                SUPPRESSION CODE-
OPT=NOBLKSUP                             MESSAGE PROCESSING OPTIONS
USSMSG MSG=IST1765I,                       MESSAGE ID-
TEXT='IST1765I ADJACENT CP                WINNER  LOSER  STATE-
NODE ANDCB', -
ROUTCDE=2,                                ROUTING CODE-
DESC=5,                                    DESCRIPTOR CODE-
SUPP=INFO,                                SUPPRESSION CODE-
OPT=NOBLKSUP                             MESSAGE PROCESSING OPTIONS
USSMSG MSG=IST1766I,                       MESSAGE ID-
TEXT='IST1766I % %(2) %(3) %(4) %(5) %(6)', -
ROUTCDE=2,                                ROUTING CODE-
DESC=5,                                    DESCRIPTOR CODE-
SUPP=INFO,                                SUPPRESSION CODE-
OPT=NOBLKSUP                             MESSAGE PROCESSING OPTIONS

```



```

USSMSG MSG=IST1767I, MESSAGE ID-
TEXT='IST1767I TRACE INITIATED FOR % DYNAMIC APPLICATION-
S', -
ROUTCDE=2, ROUTING CODE-
DESC=5, DESCRIPTOR CODE-
SUPP=INFO, SUPPRESSION CODE-
OPT=BLKSUP MESSAGE PROCESSING OPTIONS
USSMSG MSG=IST1768I, MESSAGE ID-
TEXT='IST1768I TRACE TERMINATED FOR % DYNAMIC APPLICATIO-
NS', -
ROUTCDE=2, ROUTING CODE-
DESC=5, DESCRIPTOR CODE-
SUPP=INFO, SUPPRESSION CODE-
OPT=BLKSUP MESSAGE PROCESSING OPTIONS
USSMSG MSG=IST1769I, MESSAGE ID-
TEXT='IST1769I LAST TDU RECEIVED - % (2) FROM % (3)', -
ROUTCDE=2, ROUTING CODE-
DESC=5, DESCRIPTOR CODE-
SUPP=INFO, SUPPRESSION CODE-
OPT=NOBLKSUP MESSAGE PROCESSING OPTIONS
USSMSG MSG=IST1773I, MESSAGE ID-
TEXT='IST1773I TNSTAT RECORDS CANNOT BE SENT TO SMF - SM-
F NOT IN SYSTEM', -
ROUTCDE=2, ROUTING CODE-
DESC=5, DESCRIPTOR CODE-
SUPP=NEVER, SUPPRESSION CODE-
OPT=BLKSUP MESSAGE PROCESSING OPTIONS
USSMSG MSG=IST1774I, MESSAGE ID-
TEXT='IST1774I OPTIMAL CNN ROUTE NOT CHOSEN - ENTRY/EXIT-
SUBAREA MISMATCH', -
ROUTCDE=8, ROUTING CODE-
DESC=4, DESCRIPTOR CODE-
SUPP=WARN, SUPPRESSION CODE-
OPT=NOBLKSUP MESSAGE PROCESSING OPTIONS
USSMSG MSG=IST1775I, MESSAGE ID-
TEXT='IST1775I CNN ENTRY SUBAREA = % CNN EXIT SUBAREA -
= % (2)', -
ROUTCDE=8, ROUTING CODE-
DESC=4, DESCRIPTOR CODE-
SUPP=WARN, SUPPRESSION CODE-
OPT=NOBLKSUP MESSAGE PROCESSING OPTIONS
USSMSG MSG=IST1776I, MESSAGE ID-
TEXT='IST1776I TOPOLOGY RESOURCES WITH MOST RECENT TDU A-
CTIVITY', -
ROUTCDE=2, ROUTING CODE-
DESC=5, DESCRIPTOR CODE-
SUPP=NEVER, SUPPRESSION CODE-
OPT=NOBLKSUP MESSAGE PROCESSING OPTIONS
USSMSG MSG=IST1777I, MESSAGE ID-
TEXT='IST1777I CP NAME RSN DESTINATION CP-
TGN ACC REJ', -
ROUTCDE=2, ROUTING CODE-
DESC=5, DESCRIPTOR CODE-
SUPP=NEVER, SUPPRESSION CODE-
OPT=NOBLKSUP MESSAGE PROCESSING OPTIONS
USSMSG MSG=IST1778I, MESSAGE ID-
TEXT='IST1778I % (2) % (3) % (4) % (5) % (6)', -
ROUTCDE=2, ROUTING CODE-
DESC=5, DESCRIPTOR CODE-
SUPP=NEVER, SUPPRESSION CODE-
OPT=NOBLKSUP MESSAGE PROCESSING OPTIONS
USSMSG MSG=IST1779I, MESSAGE ID-
TEXT='IST1779I TDUS RECEIVED BETWEEN % (2) - % (3) % (4)', -
ROUTCDE=2, ROUTING CODE-
DESC=5, DESCRIPTOR CODE-
SUPP=NEVER, SUPPRESSION CODE-
OPT=NOBLKSUP MESSAGE PROCESSING OPTIONS
USSMSG MSG=IST1780I, MESSAGE ID-
TEXT='IST1780I TOPOLOGY RESOURCES WITH MOST FREQUENT TDU-
ACTIVITY', -
ROUTCDE=2, ROUTING CODE-
DESC=5, DESCRIPTOR CODE-
SUPP=NEVER, SUPPRESSION CODE-
OPT=NOBLKSUP MESSAGE PROCESSING OPTIONS
USSMSG MSG=IST1781I, MESSAGE ID-
TEXT='IST1781I INITDB CHECKPOINT DATASET LAST GARBAGE -
COLLECTION', -
ROUTCDE=2, ROUTING CODE-
DESC=5, DESCRIPTOR CODE-
SUPP=INFO, SUPPRESSION CODE-
OPT=NOBLKSUP MESSAGE PROCESSING OPTIONS
USSMSG MSG=IST1782I, MESSAGE ID-

```

```

TEXT='IST1782I ENTRY NAME      TABLE NAME      ACTIVATION -
TIME',
ROUTCDE=2,                      ROUTING CODE-
DESC=5,                         DESCRIPTOR CODE-
SUPP=INFO,                     SUPPRESSION CODE-
OPT=NOBLKSUP                   MESSAGE PROCESSING OPTIONS
USSMSG MSG=IST1783I,           MESSAGE ID-
TEXT='IST1783I %      %(2)      %(3)  %(4)',
ROUTCDE=2,                      ROUTING CODE-
DESC=5,                         DESCRIPTOR CODE-
SUPP=INFO,                     SUPPRESSION CODE-
OPT=NOBLKSUP                   MESSAGE PROCESSING OPTIONS
USSMSG MSG=IST1784I,           MESSAGE ID-
TEXT='IST1784I LAST TDU RECEIVED - NONE',
ROUTCDE=2,                      ROUTING CODE-
DESC=5,                         DESCRIPTOR CODE-
SUPP=INFO,                     SUPPRESSION CODE-
OPT=NOBLKSUP                   MESSAGE PROCESSING OPTIONS
USSMSG MSG=IST1785I,           MESSAGE ID-
TEXT='IST1785I % %(2)      %(3) %(4)',
ROUTCDE=2,                      ROUTING CODE-
DESC=5,                         DESCRIPTOR CODE-
SUPP=INFO,                     SUPPRESSION CODE-
OPT=NOBLKSUP                   MESSAGE PROCESSING OPTIONS
USSMSG MSG=IST1786I,           MESSAGE ID-
TEXT='IST1786I HPR ROUTE TEST INITIATED FOR RTP PU',
ROUTCDE=2,                      ROUTING CODE-
DESC=5,                         DESCRIPTOR CODE-
SUPP=NEVER,                    SUPPRESSION CODE-
OPT=BLKSUP                     MESSAGE PROCESSING OPTIONS
USSMSG MSG=IST1787I,           MESSAGE ID-
TEXT='IST1787I HPR ROUTE TEST RESULTS FOR RTP PU %',
ROUTCDE=2,                      ROUTING CODE-
DESC=5,                         DESCRIPTOR CODE-
SUPP=NEVER,                    SUPPRESSION CODE-
OPT=BLKSUP                     MESSAGE PROCESSING OPTIONS
USSMSG MSG=IST1788I,           MESSAGE ID-
TEXT='IST1788I NODE CP NAME    TG NUMBER  PARTNER CP NAM-
E  INTERNODAL TIME',
ROUTCDE=2,                      ROUTING CODE-
DESC=5,                         DESCRIPTOR CODE-
SUPP=NEVER,                    SUPPRESSION CODE-
OPT=NOBLKSUP                   MESSAGE PROCESSING OPTIONS
USSMSG MSG=IST1789I,           MESSAGE ID-
TEXT='IST1789I
(MILLISECONDS)',
ROUTCDE=2,                      ROUTING CODE-
DESC=5,                         DESCRIPTOR CODE-
SUPP=NEVER,                    SUPPRESSION CODE-
OPT=NOBLKSUP                   MESSAGE PROCESSING OPTIONS
USSMSG MSG=IST1790I,           MESSAGE ID-
TEXT='IST1790I % %(2) %(3) %(4)',
ROUTCDE=2,                      ROUTING CODE-
DESC=5,                         DESCRIPTOR CODE-
SUPP=NEVER,                    SUPPRESSION CODE-
OPT=NOBLKSUP                   MESSAGE PROCESSING OPTIONS
USSMSG MSG=IST1791I,           MESSAGE ID-
TEXT='IST1791I HPR ROUTE TEST PACKET NOT RETURNED BY NOD-
E %',
ROUTCDE=2,                      ROUTING CODE-
DESC=5,                         DESCRIPTOR CODE-
SUPP=NEVER,                    SUPPRESSION CODE-
OPT=BLKSUP                     MESSAGE PROCESSING OPTIONS
USSMSG MSG=IST1792I,           MESSAGE ID-
TEXT='IST1792I TOTAL RTP TRAVERSAL TIME % MILLISECONDS',
ROUTCDE=2,                      ROUTING CODE-
DESC=5,                         DESCRIPTOR CODE-
SUPP=NEVER,                    SUPPRESSION CODE-
OPT=BLKSUP                     MESSAGE PROCESSING OPTIONS
USSMSG MSG=IST1793I,           MESSAGE ID-
TEXT='IST1793I HPR ROUTE TEST NOT INITIATED - RTP PU NOT-
IN PROPER STATE',
ROUTCDE=2,                      ROUTING CODE-
DESC=5,                         DESCRIPTOR CODE-
SUPP=NEVER,                    SUPPRESSION CODE-
OPT=BLKSUP                     MESSAGE PROCESSING OPTIONS
USSMSG MSG=IST1794I,           MESSAGE ID-
TEXT='IST1794I HPR ROUTE TEST NOT INITIATED - TEST ALREA-
DY IN PROGRESS',
ROUTCDE=2,                      ROUTING CODE-
DESC=5,                         DESCRIPTOR CODE-
SUPP=NEVER,                    SUPPRESSION CODE-

```

	OPT=BLKSUP	MESSAGE PROCESSING OPTIONS
USSMSG	MSG=IST1795I,	MESSAGE ID-
	TEXT='IST1795I HPR ROUTE TEST NOT INITIATED - INSUFFICIENT STORAGE',	-
	ROUTCDE=2,	ROUTING CODE-
	DESC=5,	DESCRIPTOR CODE-
	SUPP=NEVER,	SUPPRESSION CODE-
	OPT=BLKSUP	MESSAGE PROCESSING OPTIONS
USSMSG	MSG=IST1796I,	MESSAGE ID-
	TEXT='IST1796I SYSTEM-MANAGED DUPLEXING REBUILD IS IN PROGRESS',	-
	ROUTCDE=2,	ROUTING CODE-
	DESC=5,	DESCRIPTOR CODE-
	SUPP=NEVER,	SUPPRESSION CODE-
	OPT=NOBLKSUP	MESSAGE PROCESSING OPTIONS
USSMSG	MSG=IST1797I,	MESSAGE ID-
	TEXT='IST1797I STRUCTURE TYPE = %',	-
	ROUTCDE=2,	ROUTING CODE-
	DESC=5,	DESCRIPTOR CODE-
	SUPP=NEVER,	SUPPRESSION CODE-
	OPT=BLKSUP	MESSAGE PROCESSING OPTIONS
USSMSG	MSG=IST1798I,	MESSAGE ID-
	TEXT='IST1798I TOPOLOGY DATASET RETRIEVED WAS CREATED ON-% (2)',	-
	ROUTCDE=2,	ROUTING CODE-
	DESC=5,	DESCRIPTOR CODE-
	SUPP=INFO,	SUPPRESSION CODE-
	OPT=NOBLKSUP	MESSAGE PROCESSING OPTIONS
USSMSG	MSG=IST1799I,	MESSAGE ID-
	TEXT='IST1799I NO ROUTE AVAILABLE TO DESTINATION IP ADDRESS %',	-
	ROUTCDE=2,	ROUTING CODE-
	DESC=5,	DESCRIPTOR CODE-
	SUPP=SER,	SUPPRESSION CODE-
	OPT=BLKSUP	MESSAGE PROCESSING OPTIONS
USSMSG	MSG=IST1800I,	MESSAGE ID-
	TEXT='IST1800I TRLE = % ** CONGESTED **',	-
	ROUTCDE=2,	ROUTING CODE-
	DESC=5,	DESCRIPTOR CODE-
	SUPP=NEVER,	SUPPRESSION CODE-
	OPT=BLKSUP	MESSAGE PROCESSING OPTIONS
USSMSG	MSG=IST1801I,	MESSAGE ID-
	TEXT='IST1801I UNITS OF WORK FOR NCB AT ADDRESS X'%',	-
	ROUTCDE=2,	ROUTING CODE-
	DESC=5,	DESCRIPTOR CODE-
	SUPP=NEVER,	SUPPRESSION CODE-
	OPT=BLKSUP	MESSAGE PROCESSING OPTIONS
USSMSG	MSG=IST1802I,	MESSAGE ID-
	TEXT='IST1802I % CURRENT = %(2) AVERAGE = %(3) MAXIMUM = %(4)',	-
	ROUTCDE=2,	ROUTING CODE-
	DESC=5,	DESCRIPTOR CODE-
	SUPP=NEVER,	SUPPRESSION CODE-
	OPT=BLKSUP	MESSAGE PROCESSING OPTIONS
USSMSG	MSG=IST1803I,	MESSAGE ID-
	TEXT='IST1803I % PARAMETER VALUE NOT VALID - DEFAULT %(2) USED',	-
	ROUTCDE=2,	ROUTING CODE-
	DESC=5,	DESCRIPTOR CODE-
	SUPP=INFO,	SUPPRESSION CODE-
	OPT=BLKSUP	MESSAGE PROCESSING OPTIONS
USSMSG	MSG=IST1804I,	MESSAGE ID-
	TEXT='IST1804I % PARAMETER NOT VALID - IGNORED',	-
	ROUTCDE=2,	ROUTING CODE-
	DESC=5,	DESCRIPTOR CODE-
	SUPP=INFO,	SUPPRESSION CODE-
	OPT=BLKSUP	MESSAGE PROCESSING OPTIONS
USSMSG	MSG=IST1805I,	MESSAGE ID-
	TEXT='IST1805I ONLY LOCAL TOPOLOGY INFORMATION IS AVAILABLE',	-
	ROUTCDE=2,	ROUTING CODE-
	DESC=5,	DESCRIPTOR CODE-
	SUPP=INFO,	SUPPRESSION CODE-
	OPT=NOBLKSUP	MESSAGE PROCESSING OPTIONS
USSMSG	MSG=IST1806I,	MESSAGE ID-
	TEXT='IST1806I NO DIAL-IN LINE FOUND FOR HPR/IP SWITCHED-CONNECTION',	-
	ROUTCDE=2,	ROUTING CODE-
	DESC=5,	DESCRIPTOR CODE-
	SUPP=NEVER,	SUPPRESSION CODE-
	OPT=BLKSUP	MESSAGE PROCESSING OPTIONS
USSMSG	MSG=IST1807I,	MESSAGE ID-

```

TEXT='IST1807I NO DIAL-IN LINE FOR HPR/IP VIRTUAL NODE %-
',
ROUTCDE=2,                                ROUTING CODE-
DESC=5,                                    DESCRIPTOR CODE-
SUPP=NEVER,                                SUPPRESSION CODE-
OPT=BLKSUP                                MESSAGE PROCESSING OPTIONS
USSMSG MSG=IST1809I,                        MESSAGE ID-
TEXT='IST1809I HPR ROUTE TEST NOT INITIATED - INSUFFICIE-
NT PATH INFORMATION',
ROUTCDE=2,                                ROUTING CODE-
DESC=5,                                    DESCRIPTOR CODE-
SUPP=INFO,                                SUPPRESSION CODE-
OPT=NOBLKSUP                                MESSAGE PROCESSING OPTIONS
USSMSG MSG=IST1810I,                        MESSAGE ID-
TEXT='IST1810I PKTIQDO = % PKTIQD = %(2)',
ROUTCDE=2,                                ROUTING CODE-
DESC=5,                                    DESCRIPTOR CODE-
SUPP=NEVER,                                SUPPRESSION CODE-
OPT=NOBLKSUP                                MESSAGE PROCESSING OPTIONS
USSMSG MSG=IST1811I,                        MESSAGE ID-
TEXT='IST1811I BYTIQDO = % BYTIQD = %(2)',
ROUTCDE=2,                                ROUTING CODE-
DESC=5,                                    DESCRIPTOR CODE-
SUPP=NEVER,                                SUPPRESSION CODE-
OPT=NOBLKSUP                                MESSAGE PROCESSING OPTIONS
USSMSG MSG=IST1816I,                        MESSAGE ID-
TEXT='IST1816I PARAMETER 1 FOR DISCNTIM MUST BE NUMERIC -
OR IMMED',
ROUTCDE=2,                                ROUTING CODE-
DESC=5,                                    DESCRIPTOR CODE-
SUPP=NEVER,                                SUPPRESSION CODE-
OPT=NOBLKSUP                                MESSAGE PROCESSING OPTIONS
USSMSG MSG=IST1817I,                        MESSAGE ID-
TEXT='IST1817I PATH SWITCH REASON: RTP CONNECTION UNAVAI-
LABLE',
ROUTCDE=2,                                ROUTING CODE-
DESC=5,                                    DESCRIPTOR CODE-
SUPP=NEVER,                                SUPPRESSION CODE-
OPT=NOBLKSUP                                MESSAGE PROCESSING OPTIONS
USSMSG MSG=IST1818I,                        MESSAGE ID-
TEXT='IST1818I PATH SWITCH REASON: SHORT REQUEST RETRY L-
IMIT EXHAUSTED',
ROUTCDE=2,                                ROUTING CODE-
DESC=5,                                    DESCRIPTOR CODE-
SUPP=NEVER,                                SUPPRESSION CODE-
OPT=NOBLKSUP                                MESSAGE PROCESSING OPTIONS
USSMSG MSG=IST1819I,                        MESSAGE ID-
TEXT='IST1819I PATH SWITCH REASON: TG INOP',
ROUTCDE=2,                                ROUTING CODE-
DESC=5,                                    DESCRIPTOR CODE-
SUPP=NEVER,                                SUPPRESSION CODE-
OPT=NOBLKSUP                                MESSAGE PROCESSING OPTIONS
USSMSG MSG=IST1820I,                        MESSAGE ID-
TEXT='IST1820I PATH SWITCH REASON: MODIFY RTP COMMAND IS-
SUED',
ROUTCDE=2,                                ROUTING CODE-
DESC=5,                                    DESCRIPTOR CODE-
SUPP=NEVER,                                SUPPRESSION CODE-
OPT=NOBLKSUP                                MESSAGE PROCESSING OPTIONS
USSMSG MSG=IST1821I,                        MESSAGE ID-
TEXT='IST1821I PATH SWITCH REASON: AUTO PATH SWITCH FOR -
PSRETRY',
ROUTCDE=2,                                ROUTING CODE-
DESC=5,                                    DESCRIPTOR CODE-
SUPP=NEVER,                                SUPPRESSION CODE-
OPT=NOBLKSUP                                MESSAGE PROCESSING OPTIONS
USSMSG MSG=IST1822I,                        MESSAGE ID-
TEXT='IST1822I PATH SWITCH REASON: UNKNOWN',
ROUTCDE=2,                                ROUTING CODE-
DESC=5,                                    DESCRIPTOR CODE-
SUPP=NEVER,                                SUPPRESSION CODE-
OPT=NOBLKSUP                                MESSAGE PROCESSING OPTIONS
USSMSG MSG=IST1823I,                        MESSAGE ID-
TEXT='IST1823I LIST DVIPA SYSNAME TCPNAME
# ASSIGNED PORTS',
ROUTCDE=2,                                ROUTING CODE-
DESC=5,                                    DESCRIPTOR CODE-
SUPP=NEVER,                                SUPPRESSION CODE-
OPT=NOBLKSUP                                MESSAGE PROCESSING OPTIONS
USSMSG MSG=IST1824I,                        MESSAGE ID-
TEXT='IST1824I % %(2)          %(3)',
ROUTCDE=2,                                ROUTING CODE-

```

DESC=5,	ROUTING CODE-
SUPP=NEVER,	DESCRIPTOR CODE-
OPT=NOBLKSUP	SUPPRESSION CODE-
USSMSG MSG=IST1825I,	MESSAGE PROCESSING OPTIONS
TEXT='IST1825I	MESSAGE ID-
%(3)',	-
ROUTCDE=2,	ROUTING CODE-
DESC=5,	DESCRIPTOR CODE-
SUPP=NEVER,	SUPPRESSION CODE-
OPT=NOBLKSUP	MESSAGE PROCESSING OPTIONS
USSMSG MSG=IST1826I,	MESSAGE ID-
TEXT='IST1826I	PORTS: %(2) %(3) %(4) %(5)-
) %(6)',	-
ROUTCDE=2,	ROUTING CODE-
DESC=5,	DESCRIPTOR CODE-
SUPP=NEVER,	SUPPRESSION CODE-
OPT=NOBLKSUP	MESSAGE PROCESSING OPTIONS
USSMSG MSG=IST1827I,	MESSAGE ID-
TEXT='IST1827I	%(2) %(3) %(4) %(5)-
) %(6)',	-
ROUTCDE=2,	ROUTING CODE-
DESC=5,	DESCRIPTOR CODE-
SUPP=NEVER,	SUPPRESSION CODE-
OPT=NOBLKSUP	MESSAGE PROCESSING OPTIONS
USSMSG MSG=IST1828I,	MESSAGE ID-
TEXT='IST1828I LIST % IS UNCLAIMED',	-
ROUTCDE=2,	ROUTING CODE-
DESC=5,	DESCRIPTOR CODE-
SUPP=NEVER,	SUPPRESSION CODE-
OPT=BLKSUP	MESSAGE PROCESSING OPTIONS
USSMSG MSG=IST1829I,	MESSAGE ID-
TEXT='IST1829I NO CLAIMED LISTS FOUND FOR THE SPECIFIED	-
DVIPA',	-
ROUTCDE=2,	ROUTING CODE-
DESC=5,	DESCRIPTOR CODE-
SUPP=NEVER,	SUPPRESSION CODE-
OPT=NOBLKSUP	MESSAGE PROCESSING OPTIONS
USSMSG MSG=IST1830I,	MESSAGE ID-
TEXT='IST1830I NO CLAIMED LISTS FOUND',	-
ROUTCDE=2,	ROUTING CODE-
DESC=5,	DESCRIPTOR CODE-
SUPP=NEVER,	SUPPRESSION CODE-
OPT=BLKSUP	MESSAGE PROCESSING OPTIONS
USSMSG MSG=IST1831I,	MESSAGE ID-
TEXT='IST1831I % OF SYSTEM CSA STORAGE REMAINING = %(2)'	-
,ROUTCDE=2,	ROUTING CODE-
DESC=5,	DESCRIPTOR CODE-
SUPP=NEVER,	SUPPRESSION CODE-
OPT=BLKSUP	MESSAGE PROCESSING OPTIONS
USSMSG MSG=IST1832I,	MESSAGE ID-
TEXT='IST1832I CSALIMIT VALUE % MIGHT BE TOO SMALL',	-
ROUTCDE=2,	ROUTING CODE-
DESC=3,	DESCRIPTOR CODE-
SUPP=WARN,	SUPPRESSION CODE-
OPT=BLKSUP	MESSAGE PROCESSING OPTIONS
USSMSG MSG=IST1833I,	MESSAGE ID-
TEXT='IST1833I CSA STORAGE ALLOCATION EXCEEDS SPECIFIED	-
CSALIMIT VALUE',	-
ROUTCDE=2,	ROUTING CODE-
DESC=3,	DESCRIPTOR CODE-
SUPP=WARN,	SUPPRESSION CODE-
OPT=NOBLKSUP	MESSAGE PROCESSING OPTIONS
USSMSG MSG=IST1834I,	MESSAGE ID-
TEXT='IST1834I LIST DVIPA SYSNAME TCPNAME #ENTRIES	-
TGCOUNT SEQNUMBER',	-
ROUTCDE=2,	ROUTING CODE-
DESC=5,	DESCRIPTOR CODE-
SUPP=NEVER,	SUPPRESSION CODE-
OPT=NOBLKSUP	MESSAGE PROCESSING OPTIONS
USSMSG MSG=IST1835I,	MESSAGE ID-
TEXT='IST1835I %(2)',	-
ROUTCDE=2,	ROUTING CODE-
DESC=5,	DESCRIPTOR CODE-
SUPP=NEVER,	SUPPRESSION CODE-
OPT=NOBLKSUP	MESSAGE PROCESSING OPTIONS
USSMSG MSG=IST1836I,	MESSAGE ID-
TEXT='IST1836I	%(2) %(3) %(4)',
ROUTCDE=2,	ROUTING CODE-
DESC=5,	DESCRIPTOR CODE-
SUPP=NEVER,	SUPPRESSION CODE-
OPT=NOBLKSUP	MESSAGE PROCESSING OPTIONS
USSMSG MSG=IST1837I,	MESSAGE ID-

```

TEXT='IST1837I          % (2) % (3)          % (4)', -
ROUTCDE=2,              ROUTING CODE-
DESC=5,                 DESCRIPTOR CODE-
SUPP=NEVER,             SUPPRESSION CODE-
OPT=NOBLKSUP            MESSAGE PROCESSING OPTIONS
USSMSG MSG=IST1838I,    MESSAGE ID-
TEXT='IST1838I          LIST ENTRY KEYS:', -
ROUTCDE=2,              ROUTING CODE-
DESC=5,                 DESCRIPTOR CODE-
SUPP=NEVER,             SUPPRESSION CODE-
OPT=NOBLKSUP            MESSAGE PROCESSING OPTIONS
USSMSG MSG=IST1839I,    MESSAGE ID-
TEXT='IST1839I          %', -
ROUTCDE=2,              ROUTING CODE-
DESC=5,                 DESCRIPTOR CODE-
SUPP=NEVER,             SUPPRESSION CODE-
OPT=NOBLKSUP            MESSAGE PROCESSING OPTIONS
USSMSG MSG=IST1840I,    MESSAGE ID-
TEXT='IST1840I DLUR = %', -
ROUTCDE=2,              ROUTING CODE-
DESC=5,                 DESCRIPTOR CODE-
SUPP=NORM,              SUPPRESSION CODE-
OPT=BLKSUP              MESSAGE PROCESSING OPTIONS
USSMSG MSG=IST1841I,    MESSAGE ID-
TEXT='IST1841I ACTUAL DATA FLOW RATE = % (2)', -
ROUTCDE=2,              ROUTING CODE-
DESC=5,                 DESCRIPTOR CODE-
SUPP=NEVER,             SUPPRESSION CODE-
OPT=BLKSUP              MESSAGE PROCESSING OPTIONS
USSMSG MSG=IST1842I,    MESSAGE ID-
TEXT='IST1842I NUMBER OF NLPS RETRANSMITTED = %', -
ROUTCDE=2,              ROUTING CODE-
DESC=5,                 DESCRIPTOR CODE-
SUPP=NEVER,             SUPPRESSION CODE-
OPT=BLKSUP              MESSAGE PROCESSING OPTIONS
USSMSG MSG=IST1843I,    MESSAGE ID-
TEXT='IST1843I NUMBER OF NLPS ON WAITING-TO-SEND QUEUE = -
%', -
ROUTCDE=2,              ROUTING CODE-
DESC=5,                 DESCRIPTOR CODE-
SUPP=NEVER,             SUPPRESSION CODE-
OPT=BLKSUP              MESSAGE PROCESSING OPTIONS
USSMSG MSG=IST1844I,    MESSAGE ID-
TEXT='IST1844I ARB MODE = %', -
ROUTCDE=2,              ROUTING CODE-
DESC=5,                 DESCRIPTOR CODE-
SUPP=NEVER,             SUPPRESSION CODE-
OPT=BLKSUP              MESSAGE PROCESSING OPTIONS
USSMSG MSG=IST1845I,    MESSAGE ID-
TEXT='IST1845I BOUNDARY DIVIDING REGIONS % AND % (2) = % (-
3) MILLISECONDS', -
ROUTCDE=2,              ROUTING CODE-
DESC=5,                 DESCRIPTOR CODE-
SUPP=NEVER,             SUPPRESSION CODE-
OPT=BLKSUP              MESSAGE PROCESSING OPTIONS
USSMSG MSG=IST1846I,    MESSAGE ID-
TEXT='IST1846I % RECEIVER THRESHOLD = % (2) MICROSECONDS', -
ROUTCDE=2,              ROUTING CODE-
DESC=5,                 DESCRIPTOR CODE-
SUPP=NEVER,             SUPPRESSION CODE-
OPT=BLKSUP              MESSAGE PROCESSING OPTIONS
USSMSG MSG=IST1847I,    MESSAGE ID-
TEXT='IST1847I NUMBER OF NLPS ON WAITING-FOR-ACKNOWLEDGE-
MENT QUEUE = %', -
ROUTCDE=2,              ROUTING CODE-
DESC=5,                 DESCRIPTOR CODE-
SUPP=NEVER,             SUPPRESSION CODE-
OPT=BLKSUP              MESSAGE PROCESSING OPTIONS
USSMSG MSG=IST1848I,    MESSAGE ID-
TEXT='IST1848I SEND BYTE COUNT = % RECEIVE BYTE COUNT = -
% (2)', -
ROUTCDE=2,              ROUTING CODE-
DESC=5,                 DESCRIPTOR CODE-
SUPP=NEVER,             SUPPRESSION CODE-
OPT=BLKSUP              MESSAGE PROCESSING OPTIONS
USSMSG MSG=IST1849I,    MESSAGE ID-
TEXT='IST1849I LARGEST NLP SENT = % BYTES', -
ROUTCDE=2,              ROUTING CODE-
DESC=5,                 DESCRIPTOR CODE-
SUPP=NEVER,             SUPPRESSION CODE-
OPT=BLKSUP              MESSAGE PROCESSING OPTIONS
USSMSG MSG=IST1850I,    MESSAGE ID-

```

```

TEXT='IST1850I LARGEST NLP RECEIVED = % BYTES', -
ROUTCDE=2, ROUTING CODE-
DESC=5, DESCRIPTOR CODE-
SUPP=NEVER, SUPPRESSION CODE-
OPT=BLKSUP MESSAGE PROCESSING OPTIONS
USSMSG MSG=IST1851I, MESSAGE ID-
TEXT='IST1851I SMOOTHED ROUND TRIP TIME = % MILLISECONDS-
', -
ROUTCDE=2, ROUTING CODE-
DESC=5, DESCRIPTOR CODE-
SUPP=NEVER, SUPPRESSION CODE-
OPT=BLKSUP MESSAGE PROCESSING OPTIONS
USSMSG MSG=IST1852I, MESSAGE ID-
TEXT='IST1852I LIVENESS TIMER = % SECONDS', -
ROUTCDE=2, ROUTING CODE-
DESC=5, DESCRIPTOR CODE-
SUPP=NEVER, SUPPRESSION CODE-
OPT=BLKSUP MESSAGE PROCESSING OPTIONS
USSMSG MSG=IST1853I, MESSAGE ID-
TEXT='IST1853I NUMBER OF NLPS ON OUT-OF-SEQUENCE QUEUE = -
%', -
ROUTCDE=2, ROUTING CODE-
DESC=5, DESCRIPTOR CODE-
SUPP=NEVER, SUPPRESSION CODE-
OPT=BLKSUP MESSAGE PROCESSING OPTIONS
USSMSG MSG=IST1854I, MESSAGE ID-
TEXT='IST1854I NUMBER OF NLPS ON INBOUND SEGMENTS QUEUE -
= %', -
ROUTCDE=2, ROUTING CODE-
DESC=5, DESCRIPTOR CODE-
SUPP=NEVER, SUPPRESSION CODE-
OPT=BLKSUP MESSAGE PROCESSING OPTIONS
USSMSG MSG=IST1855I, MESSAGE ID-
TEXT='IST1855I NUMBER OF SESSIONS USING RTP = %', -
ROUTCDE=2, ROUTING CODE-
DESC=5, DESCRIPTOR CODE-
SUPP=NEVER, SUPPRESSION CODE-
OPT=BLKSUP MESSAGE PROCESSING OPTIONS
USSMSG MSG=IST1856I, MESSAGE ID-
TEXT='IST1856I LAST PATH SWITCH OCCURRENCE WAS ON % AT %-
(2)', -
ROUTCDE=2, ROUTING CODE-
DESC=5, DESCRIPTOR CODE-
SUPP=NEVER, SUPPRESSION CODE-
OPT=BLKSUP MESSAGE PROCESSING OPTIONS
USSMSG MSG=IST1857I, MESSAGE ID-
TEXT='IST1857I BACKPRESSURE REASON COUNTS:', -
ROUTCDE=2, ROUTING CODE-
DESC=5, DESCRIPTOR CODE-
SUPP=NEVER, SUPPRESSION CODE-
OPT=NOBLKSUP MESSAGE PROCESSING OPTIONS
USSMSG MSG=IST1858I, MESSAGE ID-
TEXT='IST1858I PATHSWITCH SEND QUEUE MAX STORAGE FAILU-
RE STALLED PIPE', -
ROUTCDE=2, ROUTING CODE-
DESC=5, DESCRIPTOR CODE-
SUPP=NEVER, SUPPRESSION CODE-
OPT=NOBLKSUP MESSAGE PROCESSING OPTIONS
USSMSG MSG=IST1859I, MESSAGE ID-
TEXT='IST1859I % (2) (3) -
%(4)', -
ROUTCDE=2, ROUTING CODE-
DESC=5, DESCRIPTOR CODE-
SUPP=NEVER, SUPPRESSION CODE-
OPT=NOBLKSUP MESSAGE PROCESSING OPTIONS
USSMSG MSG=IST1860I, MESSAGE ID-
TEXT='IST1860I NUMBER OF NLPS SENT = % - OVERFLOW = (2) -
', -
ROUTCDE=2, ROUTING CODE-
DESC=5, DESCRIPTOR CODE-
SUPP=NEVER, SUPPRESSION CODE-
OPT=BLKSUP MESSAGE PROCESSING OPTIONS
USSMSG MSG=IST1861I, MESSAGE ID-
TEXT='IST1861I NUMBER OF NLPS RECEIVED = % - OVERFLOW = -
(2)', -
ROUTCDE=2, ROUTING CODE-
DESC=5, DESCRIPTOR CODE-
SUPP=NEVER, SUPPRESSION CODE-
OPT=BLKSUP MESSAGE PROCESSING OPTIONS
USSMSG MSG=IST1862I, MESSAGE ID-
TEXT='IST1862I ARB MAXIMUM SEND RATE = % (2)', -
ROUTCDE=2, ROUTING CODE-

```

DESC=5,	DESCRIPTOR CODE-
SUPP=NEVER,	SUPPRESSION CODE-
OPT=BLKSUP	MESSAGE PROCESSING OPTIONS
USSMSG MSG=IST1863I,	MESSAGE ID-
TEXT='IST1863I SUBAREA	INDEX E-
LEMENT',	-
ROUTCDE=2,	ROUTING CODE-
DESC=5,	DESCRIPTOR CODE-
SUPP=NEVER,	SUPPRESSION CODE-
OPT=NOBLKSUP	MESSAGE PROCESSING OPTIONS
USSMSG MSG=IST1864I,	MESSAGE ID-
TEXT='IST1864I X' '%' (2))	X' '%' (3))' (4)) X' -
'%(5))' (6))',	-
ROUTCDE=2,	ROUTING CODE-
DESC=5,	DESCRIPTOR CODE-
SUPP=NEVER,	SUPPRESSION CODE-
OPT=NOBLKSUP	MESSAGE PROCESSING OPTIONS
USSMSG MSG=IST1865I,	MESSAGE ID-
TEXT='IST1865I GLOBAL INOPDUMP = %',	-
ROUTCDE=2,	ROUTING CODE-
DESC=5,	DESCRIPTOR CODE-
SUPP=NEVER,	SUPPRESSION CODE-
OPT=BLKSUP	MESSAGE PROCESSING OPTIONS
USSMSG MSG=IST1866I,	MESSAGE ID-
TEXT='IST1866I TRLE = % INOPDUMP = %(2)',	-
ROUTCDE=2,	ROUTING CODE-
DESC=5,	DESCRIPTOR CODE-
SUPP=NEVER,	SUPPRESSION CODE-
OPT=NOBLKSUP	MESSAGE PROCESSING OPTIONS
USSMSG MSG=IST1867I,	MESSAGE ID-
TEXT='IST1867I INOPDUMP = % FOR ALL TRLE-BASED RESOURCES-	-
,	-
ROUTCDE=2,	ROUTING CODE-
DESC=5,	DESCRIPTOR CODE-
SUPP=NEVER,	SUPPRESSION CODE-
OPT=BLKSUP	MESSAGE PROCESSING OPTIONS
USSMSG MSG=IST1868I,	MESSAGE ID-
TEXT='IST1868I DISPLAY APING FAILED - TP INSTANCE LIMIT -	-
EXCEEDED',	-
ROUTCDE=2,	ROUTING CODE-
DESC=5,	DESCRIPTOR CODE-
SUPP=NEVER,	SUPPRESSION CODE-
OPT=BLKSUP	MESSAGE PROCESSING OPTIONS
USSMSG MSG=IST1869I,	MESSAGE ID-
TEXT='IST1869I NO % SESSIONS EXIST',	-
ROUTCDE=2,	ROUTING CODE-
DESC=5,	DESCRIPTOR CODE-
SUPP=NEVER,	SUPPRESSION CODE-
OPT=BLKSUP	MESSAGE PROCESSING OPTIONS
USSMSG MSG=IST1870I,	MESSAGE ID-
TEXT='IST1870I % HAS %(2) ACTIVE SESSIONS',	-
ROUTCDE=2,	ROUTING CODE-
DESC=5,	DESCRIPTOR CODE-
SUPP=NEVER,	SUPPRESSION CODE-
OPT=BLKSUP	MESSAGE PROCESSING OPTIONS
USSMSG MSG=IST1871I,	MESSAGE ID-
TEXT='IST1871I MESSAGE TRIGGER: MESSAGE = % MATCHLIM = %-	-
(2)',	-
ROUTCDE=2,	ROUTING CODE-
DESC=5,	DESCRIPTOR CODE-
SUPP=NORM,	SUPPRESSION CODE-
OPT=BLKSUP	MESSAGE PROCESSING OPTIONS
USSMSG MSG=IST1872I,	MESSAGE ID-
TEXT='IST1872I VALUE % = %(2)',	-
ROUTCDE=2,	ROUTING CODE-
DESC=5,	DESCRIPTOR CODE-
SUPP=NORM,	SUPPRESSION CODE-
OPT=NOBLKSUP	MESSAGE PROCESSING OPTIONS
USSMSG MSG=IST1873I,	MESSAGE ID-
TEXT='IST1873I SENSE TRIGGER: SENSE = % RU = %(2) MATCHL-	-
IM = %(3)',	-
ROUTCDE=2,	ROUTING CODE-
DESC=5,	DESCRIPTOR CODE-
SUPP=NORM,	SUPPRESSION CODE-
OPT=BLKSUP	MESSAGE PROCESSING OPTIONS
USSMSG MSG=IST1874I,	MESSAGE ID-
TEXT='IST1874I MESSAGE TRIGGER: NONE',	-
ROUTCDE=2,	ROUTING CODE-
DESC=5,	DESCRIPTOR CODE-
SUPP=NORM,	SUPPRESSION CODE-
OPT=BLKSUP	MESSAGE PROCESSING OPTIONS
USSMSG MSG=IST1875I,	MESSAGE ID-


```

TEXT='IST1875I SENSE TRIGGER: NONE',
ROUTCDE=2,
DESC=5,
SUPP=NORM,
OPT=BLKSUP
USSMSG MSG=IST1876I,
TEXT='IST1876I MESSAGE TRIGGER DELETED',
ROUTCDE=2,
DESC=5,
SUPP=NORM,
OPT=BLKSUP
USSMSG MSG=IST1877I,
TEXT='IST1877I SENSE TRIGGER DELETED',
ROUTCDE=2,
DESC=5,
SUPP=NORM,
OPT=BLKSUP
USSMSG MSG=IST1878I,
TEXT='IST1878I NO MESSAGE TRIGGER EXISTS',
ROUTCDE=2,
DESC=5,
SUPP=NORM,
OPT=BLKSUP
USSMSG MSG=IST1879I,
TEXT='IST1879I VTAM DUMPING FOR CSDUMP TRIGGER MESSAGE %',
ROUTCDE=2,
DESC=5,
SUPP=NORM,
OPT=BLKSUP
USSMSG MSG=IST1880I,
TEXT='IST1880I VTAM DUMPING FOR CSDUMP TRIGGER SENSE % R',
ROUTCDE=2,
DESC=5,
SUPP=NORM,
OPT=BLKSUP
USSMSG MSG=IST1881I,
TEXT='IST1881I VTAM DUMPING FOR CSDUMP - IMMEDIATE DUMP',
ROUTCDE=2,
DESC=5,
SUPP=NORM,
OPT=BLKSUP
USSMSG MSG=IST1882I,
TEXT='IST1882I NO SENSE TRIGGER EXISTS',
ROUTCDE=2,
DESC=5,
SUPP=NORM,
OPT=BLKSUP
USSMSG MSG=IST1883I,
TEXT='IST1883I SESSION ESTABLISHED WITH % - DLUR %(2)',
ROUTCDE=8,
DESC=4,
SUPP=INFO,
OPT=BLKSUP
USSMSG MSG=IST1884I,
TEXT='IST1884I SESSION ENDED WITH % - DLUR %(2)',
ROUTCDE=8,
DESC=4,
SUPP=INFO,
OPT=BLKSUP
USSMSG MSG=IST1885I,
TEXT='IST1885I SIO = % SLOWDOWN = %(2)',
ROUTCDE=(2,8),
DESC=5,
SUPP=NEVER,
OPT=BLKSUP
USSMSG MSG=IST1886I,
TEXT='IST1886I SLOWDOWN TIME EXCEEDS MAXSLOW = % SECONDS',
ROUTCDE=2,
DESC=5,
SUPP=NEVER,
OPT=BLKSUP
USSMSG MSG=IST1887I,
TEXT='IST1887I DEVICE % EXITED SLOWDOWN MODE',
ROUTCDE=2,
DESC=5,
SUPP=NEVER,
OPT=BLKSUP
USSMSG MSG=IST1888I,
TEXT='IST1888I % = %(2) SID = %(3)',

```

ROUTCDE=2,	ROUTING CODE-
DESC=5,	DESCRIPTOR CODE-
SUPP=NEVER,	SUPPRESSION CODE-
OPT=BLKSUP	MESSAGE PROCESSING OPTIONS
USSMSG MSG=IST1889I,	MESSAGE ID-
TEXT='IST1889I SSCP-SSCP SESSION TO % HELD FOR PACING',	-
ROUTCDE=2,	ROUTING CODE-
DESC=3,	DESCRIPTOR CODE-
SUPP=SER,	SUPPRESSION CODE-
OPT=BLKSUP	MESSAGE PROCESSING OPTIONS
USSMSG MSG=IST1890I,	MESSAGE ID-
TEXT='IST1890I % ACTIVATION FAILED - NO SOURCE IP ADDRESS AVAILABLE',	-
ROUTCDE=2,	ROUTING CODE-
DESC=5,	DESCRIPTOR CODE-
SUPP=NEVER,	SUPPRESSION CODE-
OPT=BLKSUP	MESSAGE PROCESSING OPTIONS
USSMSG MSG=IST1891I,	MESSAGE ID-
TEXT='IST1891I % DIAL FAILED - MISMATCH OF IP ADDRESS FAMILIES',	-
ROUTCDE=2,	ROUTING CODE-
DESC=5,	DESCRIPTOR CODE-
SUPP=NEVER,	SUPPRESSION CODE-
OPT=BLKSUP	MESSAGE PROCESSING OPTIONS
USSMSG MSG=IST1892I,	MESSAGE ID-
TEXT='IST1892I NO ROUTE AVAILABLE TO DESTINATION',	-
ROUTCDE=2,	ROUTING CODE-
DESC=5,	DESCRIPTOR CODE-
SUPP=SER,	SUPPRESSION CODE-
OPT=BLKSUP	MESSAGE PROCESSING OPTIONS
USSMSG MSG=IST1893I,	MESSAGE ID-
TEXT='IST1893I NAME-TO-ADDRESS RESOLUTION FAILED',	-
ROUTCDE=2,	ROUTING CODE-
DESC=5,	DESCRIPTOR CODE-
SUPP=WARN,	SUPPRESSION CODE-
OPT=BLKSUP	MESSAGE PROCESSING OPTIONS
USSMSG MSG=IST1894I,	MESSAGE ID-
TEXT='IST1894I % IGNORED - INCOMPATIBLE WITH %(2)',	-
ROUTCDE=2,	ROUTING CODE-
DESC=5,	DESCRIPTOR CODE-
SUPP=WARN,	SUPPRESSION CODE-
OPT=BLKSUP	MESSAGE PROCESSING OPTIONS
USSMSG MSG=IST1895I,	MESSAGE ID-
TEXT='IST1895I % RESET - INCOMPATIBLE WITH %(2)',	-
ROUTCDE=2,	ROUTING CODE-
DESC=5,	DESCRIPTOR CODE-
SUPP=WARN,	SUPPRESSION CODE-
OPT=BLKSUP	MESSAGE PROCESSING OPTIONS
USSMSG MSG=IST1896I,	MESSAGE ID-
TEXT='IST1896I VNNAME %',	-
ROUTCDE=2,	ROUTING CODE-
DESC=5,	DESCRIPTOR CODE-
SUPP=NEVER,	SUPPRESSION CODE-
OPT=BLKSUP	MESSAGE PROCESSING OPTIONS
USSMSG MSG=IST1897I,	MESSAGE ID-
TEXT='IST1897I % ACTIVATION FAILED - TCPNAME START OPTION REQUIRED',	-
ROUTCDE=2,	ROUTING CODE-
DESC=5,	DESCRIPTOR CODE-
SUPP=NEVER,	SUPPRESSION CODE-
OPT=BLKSUP	MESSAGE PROCESSING OPTIONS
USSMSG MSG=IST1898I,	MESSAGE ID-
TEXT='IST1898I % ACTIVATION FAILED - IPADDR OR HOSTNAME REQUIRED',	-
ROUTCDE=2,	ROUTING CODE-
DESC=5,	DESCRIPTOR CODE-
SUPP=NEVER,	SUPPRESSION CODE-
OPT=BLKSUP	MESSAGE PROCESSING OPTIONS
USSMSG MSG=IST1899I,	MESSAGE ID-
TEXT='IST1899I % ACTIVATION FAILED - VRN INFORMATION MUST BE UNIQUE',	-
ROUTCDE=2,	ROUTING CODE-
DESC=5,	DESCRIPTOR CODE-
SUPP=NEVER,	SUPPRESSION CODE-
OPT=BLKSUP	MESSAGE PROCESSING OPTIONS
USSMSG MSG=IST1900I,	MESSAGE ID-
TEXT='IST1900I ASSIGNED IP ADDRESS %',	-
ROUTCDE=2,	ROUTING CODE-
DESC=5,	DESCRIPTOR CODE-
SUPP=NEVER,	SUPPRESSION CODE-
OPT=BLKSUP	MESSAGE PROCESSING OPTIONS
USSMSG MSG=IST1901I,	MESSAGE ID-

TEXT='IST1901I LINES UNDER GROUP: %',	-
ROUTCDE=2,	ROUTING CODE-
DESC=5,	DESCRIPTOR CODE-
SUPP=NEVER,	SUPPRESSION CODE-
OPT=BLKSUP	MESSAGE PROCESSING OPTIONS
USSMSG MSG=IST1902I,	MESSAGE ID-
TEXT='IST1902I GROUP = %',	-
ROUTCDE=2,	ROUTING CODE-
DESC=5,	DESCRIPTOR CODE-
SUPP=NEVER,	SUPPRESSION CODE-
OPT=BLKSUP	MESSAGE PROCESSING OPTIONS
USSMSG MSG=IST1903I,	MESSAGE ID-
TEXT='IST1903I FAILURE OVER VRN % TO CP %(2)',	-
ROUTCDE=2,	ROUTING CODE-
DESC=5,	DESCRIPTOR CODE-
SUPP=NEVER,	SUPPRESSION CODE-
OPT=BLKSUP	MESSAGE PROCESSING OPTIONS
USSMSG MSG=IST1904I,	MESSAGE ID-
TEXT='IST1904I % = %(2)',	-
ROUTCDE=2,	ROUTING CODE-
DESC=5,	DESCRIPTOR CODE-
SUPP=NEVER,	SUPPRESSION CODE-
OPT=NOBLKSUP	MESSAGE PROCESSING OPTIONS
USSMSG MSG=IST1905I,	MESSAGE ID-
TEXT='IST1905I START OPTION = %',	-
ROUTCDE=2,	ROUTING CODE-
DESC=5,	DESCRIPTOR CODE-
SUPP=NEVER,	SUPPRESSION CODE-
OPT=NOBLKSUP	MESSAGE PROCESSING OPTIONS
USSMSG MSG=IST1906I,	MESSAGE ID-
TEXT='IST1906I CURRENT VALUE = %',	-
ROUTCDE=2,	ROUTING CODE-
DESC=5,	DESCRIPTOR CODE-
SUPP=NEVER,	SUPPRESSION CODE-
OPT=NOBLKSUP	MESSAGE PROCESSING OPTIONS
USSMSG MSG=IST1907I,	MESSAGE ID-
TEXT='IST1907I ORIGINAL VALUE = %',	-
ROUTCDE=2,	ROUTING CODE-
DESC=5,	DESCRIPTOR CODE-
SUPP=NEVER,	SUPPRESSION CODE-
OPT=NOBLKSUP	MESSAGE PROCESSING OPTIONS
USSMSG MSG=IST1908I,	MESSAGE ID-
TEXT='IST1908I ORIGIN = %',	-
ROUTCDE=2,	ROUTING CODE-
DESC=5,	DESCRIPTOR CODE-
SUPP=NEVER,	SUPPRESSION CODE-
OPT=NOBLKSUP	MESSAGE PROCESSING OPTIONS
USSMSG MSG=IST1909I,	MESSAGE ID-
TEXT='IST1909I REMOTE HOSTNAME %',	-
ROUTCDE=2,	ROUTING CODE-
DESC=5,	DESCRIPTOR CODE-
SUPP=NEVER,	SUPPRESSION CODE-
OPT=BLKSUP	MESSAGE PROCESSING OPTIONS
USSMSG MSG=IST1910I,	MESSAGE ID-
TEXT='IST1910I LOCAL HOSTNAME %',	-
ROUTCDE=2,	ROUTING CODE-
DESC=5,	DESCRIPTOR CODE-
SUPP=NEVER,	SUPPRESSION CODE-
OPT=BLKSUP	MESSAGE PROCESSING OPTIONS
USSMSG MSG=IST1911I,	MESSAGE ID-
TEXT='IST1911I %',	-
ROUTCDE=2,	ROUTING CODE-
DESC=5,	DESCRIPTOR CODE-
SUPP=NEVER,	SUPPRESSION CODE-
OPT=BLKSUP	MESSAGE PROCESSING OPTIONS
USSMSG MSG=IST1912I,	MESSAGE ID-
TEXT='IST1912I IP ADDRESS %',	-
ROUTCDE=2,	ROUTING CODE-
DESC=5,	DESCRIPTOR CODE-
SUPP=NEVER,	SUPPRESSION CODE-
OPT=BLKSUP	MESSAGE PROCESSING OPTIONS
USSMSG MSG=IST1913I,	MESSAGE ID-
TEXT='IST1913I LUNAME PORT',	-
ROUTCDE=2,	ROUTING CODE-
DESC=5,	DESCRIPTOR CODE-
SUPP=NEVER,	SUPPRESSION CODE-
OPT=NOBLKSUP	MESSAGE PROCESSING OPTIONS
USSMSG MSG=IST1914I,	MESSAGE ID-
TEXT='IST1914I % %(2)',	-
ROUTCDE=2,	ROUTING CODE-
DESC=5,	DESCRIPTOR CODE-
SUPP=NEVER,	SUPPRESSION CODE-

```

      OPT=NOBLKSUP                MESSAGE PROCESSING OPTIONS
USSMSG MSG=IST1915I,              MESSAGE ID-
TEXT='IST1915I % ACTIVATION FAILED - VNNAM ALREADY ACTI-
VE AS GLOBAL',                    -
ROUTCDE=2,                        ROUTING CODE-
DESC=5,                           DESCRIPTOR CODE-
SUPP=NEVER,                       SUPPRESSION CODE-
OPT=BLKSUP                        MESSAGE PROCESSING OPTIONS
USSMSG MSG=IST1916I,              MESSAGE ID-
TEXT='IST1916I % ACTIVATION FAILED - VNNAM ALREADY ACTI-
VE AS LOCAL',                      -
ROUTCDE=2,                        ROUTING CODE-
DESC=5,                           DESCRIPTOR CODE-
SUPP=NEVER,                       SUPPRESSION CODE-
OPT=BLKSUP                        MESSAGE PROCESSING OPTIONS
USSMSG MSG=IST1917I,              MESSAGE ID-
TEXT='IST1917I % IN CONFLICT WITH %(2) - BOTH OPTIONS IG-
NORED',                            -
ROUTCDE=2,                        ROUTING CODE-
DESC=5,                           DESCRIPTOR CODE-
SUPP=NEVER,                       SUPPRESSION CODE-
OPT=BLKSUP                        MESSAGE PROCESSING OPTIONS
USSMSG MSG=IST1919I,              MESSAGE ID-
TEXT='IST1919I INOPCODES FOR MODULE %:', -
ROUTCDE=2,                        ROUTING CODE-
DESC=5,                           DESCRIPTOR CODE-
SUPP=NEVER,                       SUPPRESSION CODE-
OPT=BLKSUP                        MESSAGE PROCESSING OPTIONS
USSMSG MSG=IST1920I,              MESSAGE ID-
TEXT='IST1920I DUMP ENABLED:', -
ROUTCDE=2,                        ROUTING CODE-
DESC=5,                           DESCRIPTOR CODE-
SUPP=NEVER,                       SUPPRESSION CODE-
OPT=NOBLKSUP                     MESSAGE PROCESSING OPTIONS
USSMSG MSG=IST1921I,              MESSAGE ID-
TEXT='IST1921I %',                -
ROUTCDE=2,                        ROUTING CODE-
DESC=5,                           DESCRIPTOR CODE-
SUPP=NEVER,                       SUPPRESSION CODE-
OPT=NOBLKSUP                     MESSAGE PROCESSING OPTIONS
USSMSG MSG=IST1922I,              MESSAGE ID-
TEXT='IST1922I DUMP DISABLED:', -
ROUTCDE=2,                        ROUTING CODE-
DESC=5,                           DESCRIPTOR CODE-
SUPP=NEVER,                       SUPPRESSION CODE-
OPT=NOBLKSUP                     MESSAGE PROCESSING OPTIONS
USSMSG MSG=IST1923I,              MESSAGE ID-
TEXT='IST1923I MODULE % INOPCODE %(2) DOES NOT EXIST', -
ROUTCDE=2,                        ROUTING CODE-
DESC=5,                           DESCRIPTOR CODE-
SUPP=NEVER,                       SUPPRESSION CODE-
OPT=BLKSUP                       MESSAGE PROCESSING OPTIONS
USSMSG MSG=IST1924I,              MESSAGE ID-
TEXT='IST1924I % DOES NOT EXIST OR DOES NOT CONTAIN INOP-
CODES',                            -
ROUTCDE=2,                        ROUTING CODE-
DESC=5,                           DESCRIPTOR CODE-
SUPP=NEVER,                       SUPPRESSION CODE-
OPT=BLKSUP                       MESSAGE PROCESSING OPTIONS
USSMSG MSG=IST1925I,              MESSAGE ID-
TEXT='IST1925I SOCKET OPENED BY SNAMGMT SERVER SUBTASK', -
ROUTCDE=2,                        ROUTING CODE-
DESC=5,                           DESCRIPTOR CODE-
SUPP=INFO,                        SUPPRESSION CODE-
OPT=NOBLKSUP                     MESSAGE PROCESSING OPTIONS
USSMSG MSG=IST1926I,              MESSAGE ID-
TEXT='IST1926I SNAMGMT SERVER IS UNABLE TO ACCEPT CONNEC-
TION REQUESTS',                    -
ROUTCDE=2,                        ROUTING CODE-
DESC=5,                           DESCRIPTOR CODE-
SUPP=WARN,                        SUPPRESSION CODE-
OPT=NOBLKSUP                     MESSAGE PROCESSING OPTIONS
USSMSG MSG=IST1927I,              MESSAGE ID-
TEXT='IST1927I SOCKET % CALL FAILED - RC = %(2) RSN = %(-
3)',                              -
ROUTCDE=2,                        ROUTING CODE-
DESC=5,                           DESCRIPTOR CODE-
SUPP=WARN,                        SUPPRESSION CODE-
OPT=BLKSUP                       MESSAGE PROCESSING OPTIONS
USSMSG MSG=IST1928I,              MESSAGE ID-
TEXT='IST1928I SNAMGMT CONNECTION TO % IS ACTIVE', -
ROUTCDE=2,                        ROUTING CODE-

```

DESC=5,	DESCRIPTOR CODE-
SUPP=INFO,	SUPPRESSION CODE-
OPT=BLKSUP	MESSAGE PROCESSING OPTIONS
USSMSG MSG=IST1929I,	MESSAGE ID-
TEXT='IST1929I SNAMGMT CONNECTION TO % HAS ENDED',	-
ROUTCDE=2,	ROUTING CODE-
DESC=5,	DESCRIPTOR CODE-
SUPP=INFO,	SUPPRESSION CODE-
OPT=BLKSUP	MESSAGE PROCESSING OPTIONS
USSMSG MSG=IST1930I,	MESSAGE ID-
TEXT='IST1930I SOCKET CLOSED BY SNAMGMT SERVER SUBTASK',	-
ROUTCDE=2,	ROUTING CODE-
DESC=5,	DESCRIPTOR CODE-
SUPP=INFO,	SUPPRESSION CODE-
OPT=NOBLKSUP	MESSAGE PROCESSING OPTIONS
USSMSG MSG=IST1931I,	MESSAGE ID-
TEXT='IST1931I SNAMGMT CONNECTION REFUSED FOR %',	-
ROUTCDE=2,	ROUTING CODE-
DESC=5,	DESCRIPTOR CODE-
SUPP=WARN,	SUPPRESSION CODE-
OPT=BLKSUP	MESSAGE PROCESSING OPTIONS
USSMSG MSG=IST1932I,	MESSAGE ID-
TEXT='IST1932I SNAMGMT SECURITY CHECK FAILED FOR %',	-
ROUTCDE=2,	ROUTING CODE-
DESC=5,	DESCRIPTOR CODE-
SUPP=WARN,	SUPPRESSION CODE-
OPT=BLKSUP	MESSAGE PROCESSING OPTIONS
USSMSG MSG=IST1933I,	MESSAGE ID-
TEXT='IST1933I SNAMGMT SERVER CLOSING CONNECTION TO %',	-
ROUTCDE=2,	ROUTING CODE-
DESC=5,	DESCRIPTOR CODE-
SUPP=WARN,	SUPPRESSION CODE-
OPT=BLKSUP	MESSAGE PROCESSING OPTIONS
USSMSG MSG=IST1934I,	MESSAGE ID-
TEXT='IST1934I IDBLK = % IDNUM = %(2)',	-
ROUTCDE=2,	ROUTING CODE-
DESC=5,	DESCRIPTOR CODE-
SUPP=NEVER,	SUPPRESSION CODE-
OPT=BLKSUP	MESSAGE PROCESSING OPTIONS
USSMSG MSG=IST1935I,	MESSAGE ID-
TEXT='IST1935I RIF = %',	-
ROUTCDE=2,	ROUTING CODE-
DESC=5,	DESCRIPTOR CODE-
SUPP=NEVER,	SUPPRESSION CODE-
OPT=BLKSUP	MESSAGE PROCESSING OPTIONS
USSMSG MSG=IST1936I,	MESSAGE ID-
TEXT='IST1936I LOCADDR = %',	-
ROUTCDE=2,	ROUTING CODE-
DESC=5,	DESCRIPTOR CODE-
SUPP=NEVER,	SUPPRESSION CODE-
OPT=BLKSUP	MESSAGE PROCESSING OPTIONS
USSMSG MSG=IST1937I,	MESSAGE ID-
TEXT='IST1937I PATH SWITCH REASON: INITIATED BY REMOTE P-	-
ARTNER',	-
ROUTCDE=2,	ROUTING CODE-
DESC=5,	DESCRIPTOR CODE-
SUPP=NEVER,	SUPPRESSION CODE-
OPT=BLKSUP	MESSAGE PROCESSING OPTIONS
USSMSG MSG=IST1938I,	MESSAGE ID-
TEXT='IST1938I APPC = %',	-
ROUTCDE=2,	ROUTING CODE-
DESC=5,	DESCRIPTOR CODE-
SUPP=NEVER,	SUPPRESSION CODE-
OPT=BLKSUP	MESSAGE PROCESSING OPTIONS
USSMSG MSG=IST1939I,	MESSAGE ID-
TEXT='IST1939I INACT FINAL = %',	-
ROUTCDE=2,	ROUTING CODE-
DESC=5,	DESCRIPTOR CODE-
SUPP=NEVER,	SUPPRESSION CODE-
OPT=BLKSUP	MESSAGE PROCESSING OPTIONS
USSMSG MSG=IST1940I,	MESSAGE ID-
TEXT='IST1940I MODIFY COMMAND REJECTED - SNAMGMT ALREADY-	-
ACTIVE',	-
ROUTCDE=2,	ROUTING CODE-
DESC=5,	DESCRIPTOR CODE-
SUPP=NEVER,	SUPPRESSION CODE-
OPT=NOBLKSUP	MESSAGE PROCESSING OPTIONS
USSMSG MSG=IST1941I,	MESSAGE ID-
TEXT='IST1941I MODIFY COMMAND REJECTED - SNAMGMT ALREADY-	-
SET TO NO',	-
ROUTCDE=2,	ROUTING CODE-
DESC=5,	DESCRIPTOR CODE-

```

SUPP=NEVER, SUPPRESSION CODE-
OPT=NOBLKSUP MESSAGE PROCESSING OPTIONS
USSMSG MSG=IST1942I, MESSAGE ID-
TEXT='IST1942I APPN LOCATE SEARCH STEPS ATTEMPTED', -
ROUTCDE=8, ROUTING CODE-
DESC=4, DESCRIPTOR CODE-
SUPP=INFO, SUPPRESSION CODE-
OPT=NOBLKSUP MESSAGE PROCESSING OPTIONS
USSMSG MSG=IST1943I, MESSAGE ID-
TEXT='IST1943I DIRECTED SEARCH TO A SERVED END NODE', -
ROUTCDE=8, ROUTING CODE-
DESC=4, DESCRIPTOR CODE-
SUPP=INFO, SUPPRESSION CODE-
OPT=NOBLKSUP MESSAGE PROCESSING OPTIONS
USSMSG MSG=IST1944I, MESSAGE ID-
TEXT='IST1944I DIRECTED SEARCH TO A NETWORK NODE', -
ROUTCDE=8, ROUTING CODE-
DESC=4, DESCRIPTOR CODE-
SUPP=INFO, SUPPRESSION CODE-
OPT=NOBLKSUP MESSAGE PROCESSING OPTIONS
USSMSG MSG=IST1945I, MESSAGE ID-
TEXT='IST1945I DIRECTED SEARCH TO A BORDER NODE', -
ROUTCDE=8, ROUTING CODE-
DESC=4, DESCRIPTOR CODE-
SUPP=INFO, SUPPRESSION CODE-
OPT=NOBLKSUP MESSAGE PROCESSING OPTIONS
USSMSG MSG=IST1946I, MESSAGE ID-
TEXT='IST1946I LOCAL SUBAREA SEARCH', -
ROUTCDE=8, ROUTING CODE-
DESC=4, DESCRIPTOR CODE-
SUPP=INFO, SUPPRESSION CODE-
OPT=NOBLKSUP MESSAGE PROCESSING OPTIONS
USSMSG MSG=IST1947I, MESSAGE ID-
TEXT='IST1947I BROADCAST SEARCH TO SERVED END NODES', -
ROUTCDE=8, ROUTING CODE-
DESC=4, DESCRIPTOR CODE-
SUPP=INFO, SUPPRESSION CODE-
OPT=NOBLKSUP MESSAGE PROCESSING OPTIONS
USSMSG MSG=IST1948I, MESSAGE ID-
TEXT='IST1948I DIRECTED SEARCHES TO BORDER NODES', -
ROUTCDE=8, ROUTING CODE-
DESC=4, DESCRIPTOR CODE-
SUPP=INFO, SUPPRESSION CODE-
OPT=NOBLKSUP MESSAGE PROCESSING OPTIONS
USSMSG MSG=IST1949I, MESSAGE ID-
TEXT='IST1949I DIRECTED SEARCH TO A CENTRAL DIRECTORY SE-
RVER', -
ROUTCDE=8, ROUTING CODE-
DESC=4, DESCRIPTOR CODE-
SUPP=INFO, SUPPRESSION CODE-
OPT=NOBLKSUP MESSAGE PROCESSING OPTIONS
USSMSG MSG=IST1950I, MESSAGE ID-
TEXT='IST1950I DIRECTED SEARCHES TO ALTERNATE CENTRAL DI-
RECTORY SERVERS', -
ROUTCDE=8, ROUTING CODE-
DESC=4, DESCRIPTOR CODE-
SUPP=INFO, SUPPRESSION CODE-
OPT=NOBLKSUP MESSAGE PROCESSING OPTIONS
USSMSG MSG=IST1951I, MESSAGE ID-
TEXT='IST1951I BROADCAST SEARCH TO NETWORK NODES', -
ROUTCDE=8, ROUTING CODE-
DESC=4, DESCRIPTOR CODE-
SUPP=INFO, SUPPRESSION CODE-
OPT=NOBLKSUP MESSAGE PROCESSING OPTIONS
USSMSG MSG=IST1952I, MESSAGE ID-
TEXT='IST1952I DIRECTED SEARCHES TO INTERCHANGE NODES', -
ROUTCDE=8, ROUTING CODE-
DESC=4, DESCRIPTOR CODE-
SUPP=INFO, SUPPRESSION CODE-
OPT=NOBLKSUP MESSAGE PROCESSING OPTIONS
USSMSG MSG=IST1953I, MESSAGE ID-
TEXT='IST1953I % - SENSE %(2) FROM %(3)', -
ROUTCDE=8, ROUTING CODE-
DESC=4, DESCRIPTOR CODE-
SUPP=INFO, SUPPRESSION CODE-
OPT=NOBLKSUP MESSAGE PROCESSING OPTIONS
USSMSG MSG=IST1954I, MESSAGE ID-
TEXT='IST1954I TRL MAJOR NODE = %', -
ROUTCDE=2, ROUTING CODE-
DESC=5, DESCRIPTOR CODE-
SUPP=NEVER, SUPPRESSION CODE-
OPT=NOBLKSUP MESSAGE PROCESSING OPTIONS

```

```

USSMSG MSG=IST1955I, MESSAGE ID-
TEXT='IST1955I STALL DETECTED FOR RTP % TO %(2)', -
ROUTCDE=2, ROUTING CODE-
DESC=4, DESCRIPTOR CODE-
SUPP=WARN, SUPPRESSION CODE-
OPT=BLKSUP MESSAGE PROCESSING OPTIONS
USSMSG MSG=IST1956I, MESSAGE ID-
TEXT='IST1956I STALL CONTINUES FOR RTP % TO %(2)', -
ROUTCDE=2, ROUTING CODE-
DESC=4, DESCRIPTOR CODE-
SUPP=WARN, SUPPRESSION CODE-
OPT=BLKSUP MESSAGE PROCESSING OPTIONS
USSMSG MSG=IST1957I, MESSAGE ID-
TEXT='IST1957I STALL ALLEVIATED FOR RTP % TO %(2)', -
ROUTCDE=2, ROUTING CODE-
DESC=4, DESCRIPTOR CODE-
SUPP=WARN, SUPPRESSION CODE-
OPT=BLKSUP MESSAGE PROCESSING OPTIONS
USSMSG MSG=IST1958I, MESSAGE ID-
TEXT='IST1958I NUMBER OF ORPHANED BUFFERS = %', -
ROUTCDE=2, ROUTING CODE-
DESC=5, DESCRIPTOR CODE-
SUPP=NEVER, SUPPRESSION CODE-
OPT=BLKSUP MESSAGE PROCESSING OPTIONS
USSMSG MSG=IST1959I, MESSAGE ID-
TEXT='IST1959I DATA FLOW STATE = NORMAL', -
ROUTCDE=2, ROUTING CODE-
DESC=5, DESCRIPTOR CODE-
SUPP=NEVER, SUPPRESSION CODE-
OPT=NOBLKSUP MESSAGE PROCESSING OPTIONS
USSMSG MSG=IST1960I, MESSAGE ID-
TEXT='IST1960I % %(2) %(3) %(4) %(5) %(6) %(7)', -
ROUTCDE=2, ROUTING CODE-
DESC=5, DESCRIPTOR CODE-
SUPP=NEVER, SUPPRESSION CODE-
OPT=NOBLKSUP MESSAGE PROCESSING OPTIONS
USSMSG MSG=IST1961I, MESSAGE ID-
TEXT='IST1961I DATA FLOW STATE = STALLED', -
ROUTCDE=2, ROUTING CODE-
DESC=5, DESCRIPTOR CODE-
SUPP=NEVER, SUPPRESSION CODE-
OPT=NOBLKSUP MESSAGE PROCESSING OPTIONS
USSMSG MSG=IST1962I, MESSAGE ID-
TEXT='IST1962I APPNCOS = % - PRIORITY = NETWORK', -
ROUTCDE=2, ROUTING CODE-
DESC=5, DESCRIPTOR CODE-
SUPP=NEVER, SUPPRESSION CODE-
OPT=BLKSUP MESSAGE PROCESSING OPTIONS
USSMSG MSG=IST1963I, MESSAGE ID-
TEXT='IST1963I APPNCOS = % - PRIORITY = HIGH', -
ROUTCDE=2, ROUTING CODE-
DESC=5, DESCRIPTOR CODE-
SUPP=NEVER, SUPPRESSION CODE-
OPT=BLKSUP MESSAGE PROCESSING OPTIONS
USSMSG MSG=IST1964I, MESSAGE ID-
TEXT='IST1964I APPNCOS = % - PRIORITY = MEDIUM', -
ROUTCDE=2, ROUTING CODE-
DESC=5, DESCRIPTOR CODE-
SUPP=NEVER, SUPPRESSION CODE-
OPT=BLKSUP MESSAGE PROCESSING OPTIONS
USSMSG MSG=IST1965I, MESSAGE ID-
TEXT='IST1965I APPNCOS = % - PRIORITY = LOW', -
ROUTCDE=2, ROUTING CODE-
DESC=5, DESCRIPTOR CODE-
SUPP=NEVER, SUPPRESSION CODE-
OPT=BLKSUP MESSAGE PROCESSING OPTIONS
USSMSG MSG=IST1966I, MESSAGE ID-
TEXT='IST1966I ACTIVATED AS ACTIVE ON % AT %(2)', -
ROUTCDE=2, ROUTING CODE-
DESC=5, DESCRIPTOR CODE-
SUPP=NEVER, SUPPRESSION CODE-
OPT=BLKSUP MESSAGE PROCESSING OPTIONS
USSMSG MSG=IST1967I, MESSAGE ID-
TEXT='IST1967I ACTIVATED AS PASSIVE ON % AT %(2)', -
ROUTCDE=2, ROUTING CODE-
DESC=5, DESCRIPTOR CODE-
SUPP=NEVER, SUPPRESSION CODE-
OPT=BLKSUP MESSAGE PROCESSING OPTIONS
USSMSG MSG=IST1968I, MESSAGE ID-
TEXT='IST1968I ARB INFORMATION:', -
ROUTCDE=2, ROUTING CODE-
DESC=5, DESCRIPTOR CODE-

```

```

SUPP=NEVER, SUPPRESSION CODE-
OPT=NOBLKSUP MESSAGE PROCESSING OPTIONS
USSMSG MSG=IST1969I, MESSAGE ID-
TEXT='IST1969I MAXIMUM ACTUAL DATA FLOW RATE = % (2)', -
ROUTCDE=2, ROUTING CODE-
DESC=5, DESCRIPTOR CODE-
SUPP=NEVER, SUPPRESSION CODE-
OPT=BLKSUP MESSAGE PROCESSING OPTIONS
USSMSG MSG=IST1970I, MESSAGE ID-
TEXT='IST1970I RATE REDUCTIONS DUE TO RETRANSMISSIONS = -
%', -
ROUTCDE=2, ROUTING CODE-
DESC=5, DESCRIPTOR CODE-
SUPP=NEVER, SUPPRESSION CODE-
OPT=BLKSUP MESSAGE PROCESSING OPTIONS
USSMSG MSG=IST1971I, MESSAGE ID-
TEXT='IST1971I TIMER INFORMATION:', -
ROUTCDE=2, ROUTING CODE-
DESC=5, DESCRIPTOR CODE-
SUPP=NEVER, SUPPRESSION CODE-
OPT=NOBLKSUP MESSAGE PROCESSING OPTIONS
USSMSG MSG=IST1972I, MESSAGE ID-
TEXT='IST1972I SHORT REQUEST TIMER = % MILLISECONDS', -
ROUTCDE=2, ROUTING CODE-
DESC=5, DESCRIPTOR CODE-
SUPP=NEVER, SUPPRESSION CODE-
OPT=BLKSUP MESSAGE PROCESSING OPTIONS
USSMSG MSG=IST1973I, MESSAGE ID-
TEXT='IST1973I OUTBOUND TRANSMISSION INFORMATION:', -
ROUTCDE=2, ROUTING CODE-
DESC=5, DESCRIPTOR CODE-
SUPP=NEVER, SUPPRESSION CODE-
OPT=NOBLKSUP MESSAGE PROCESSING OPTIONS
USSMSG MSG=IST1974I, MESSAGE ID-
TEXT='IST1974I NUMBER OF NLPS SENT = % (2)', -
ROUTCDE=2, ROUTING CODE-
DESC=5, DESCRIPTOR CODE-
SUPP=NEVER, SUPPRESSION CODE-
OPT=BLKSUP MESSAGE PROCESSING OPTIONS
USSMSG MSG=IST1975I, MESSAGE ID-
TEXT='IST1975I TOTAL BYTES SENT = % (2)', -
ROUTCDE=2, ROUTING CODE-
DESC=5, DESCRIPTOR CODE-
SUPP=NEVER, SUPPRESSION CODE-
OPT=BLKSUP MESSAGE PROCESSING OPTIONS
USSMSG MSG=IST1976I, MESSAGE ID-
TEXT='IST1976I BYTES RETRANSMITTED = % (2)', -
ROUTCDE=2, ROUTING CODE-
DESC=5, DESCRIPTOR CODE-
SUPP=NEVER, SUPPRESSION CODE-
OPT=BLKSUP MESSAGE PROCESSING OPTIONS
USSMSG MSG=IST1977I, MESSAGE ID-
TEXT='IST1977I MAXIMUM NUMBER OF NLPS ON WAITING-FOR-ACK-
QUEUE = %', -
ROUTCDE=2, ROUTING CODE-
DESC=5, DESCRIPTOR CODE-
SUPP=NEVER, SUPPRESSION CODE-
OPT=BLKSUP MESSAGE PROCESSING OPTIONS
USSMSG MSG=IST1978I, MESSAGE ID-
TEXT='IST1978I WAITING-FOR-ACK QUEUE MAX REACHED ON % AT-
%(2)', -
ROUTCDE=2, ROUTING CODE-
DESC=5, DESCRIPTOR CODE-
SUPP=NEVER, SUPPRESSION CODE-
OPT=BLKSUP MESSAGE PROCESSING OPTIONS
USSMSG MSG=IST1979I, MESSAGE ID-
TEXT='IST1979I INBOUND TRANSMISSION INFORMATION:', -
ROUTCDE=2, ROUTING CODE-
DESC=5, DESCRIPTOR CODE-
SUPP=NEVER, SUPPRESSION CODE-
OPT=NOBLKSUP MESSAGE PROCESSING OPTIONS
USSMSG MSG=IST1980I, MESSAGE ID-
TEXT='IST1980I SEQUENCE NUMBER = % (X' %(2) )', -
ROUTCDE=2, ROUTING CODE-
DESC=5, DESCRIPTOR CODE-
SUPP=NEVER, SUPPRESSION CODE-
OPT=BLKSUP MESSAGE PROCESSING OPTIONS
USSMSG MSG=IST1981I, MESSAGE ID-
TEXT='IST1981I TOTAL BYTES RECEIVED = % (2)', -
ROUTCDE=2, ROUTING CODE-
DESC=5, DESCRIPTOR CODE-
SUPP=NEVER, SUPPRESSION CODE-

```



```

      OPT=BLKSUP                                MESSAGE PROCESSING OPTIONS
USSMSG MSG=IST1982I,                            MESSAGE ID-
TEXT='IST1982I NUMBER OF NLPS ON INBOUND WORK QUEUE = %' -
,ROUTCDE=2,                                    ROUTING CODE-
DESC=5,                                        DESCRIPTOR CODE-
SUPP=NEVER,                                  SUPPRESSION CODE-
OPT=BLKSUP                                MESSAGE PROCESSING OPTIONS
USSMSG MSG=IST1983I,                            MESSAGE ID-
TEXT='IST1983I MAXIMUM NUMBER OF NLPS ON INBOUND WORK QU-
EUE = %', -
ROUTCDE=2,                                    ROUTING CODE-
DESC=5,                                        DESCRIPTOR CODE-
SUPP=NEVER,                                  SUPPRESSION CODE-
OPT=BLKSUP                                MESSAGE PROCESSING OPTIONS
USSMSG MSG=IST1984I,                            MESSAGE ID-
TEXT='IST1984I PATH SWITCH INFORMATION:', -
ROUTCDE=2,                                    ROUTING CODE-
DESC=5,                                        DESCRIPTOR CODE-
SUPP=NEVER,                                  SUPPRESSION CODE-
OPT=NOBLKSUP                                MESSAGE PROCESSING OPTIONS
USSMSG MSG=IST1985I,                            MESSAGE ID-
TEXT='IST1985I PATH SWITCHES INITIATED FROM REMOTE RTP = -
%', -
ROUTCDE=2,                                    ROUTING CODE-
DESC=5,                                        DESCRIPTOR CODE-
SUPP=NEVER,                                  SUPPRESSION CODE-
OPT=BLKSUP                                MESSAGE PROCESSING OPTIONS
USSMSG MSG=IST1986I,                            MESSAGE ID-
TEXT='IST1986I PATH SWITCHES INITIATED FROM LOCAL RTP = -
%', -
ROUTCDE=2,                                    ROUTING CODE-
DESC=5,                                        DESCRIPTOR CODE-
SUPP=NEVER,                                  SUPPRESSION CODE-
OPT=BLKSUP                                MESSAGE PROCESSING OPTIONS
USSMSG MSG=IST1987I,                            MESSAGE ID-
TEXT='IST1987I PATH SWITCHES DUE TO LOCAL FAILURE = %', -
ROUTCDE=2,                                    ROUTING CODE-
DESC=5,                                        DESCRIPTOR CODE-
SUPP=NEVER,                                  SUPPRESSION CODE-
OPT=BLKSUP                                MESSAGE PROCESSING OPTIONS
USSMSG MSG=IST1988I,                            MESSAGE ID-
TEXT='IST1988I PATH SWITCHES DUE TO LOCAL PSRETRY = %', -
ROUTCDE=2,                                    ROUTING CODE-
DESC=5,                                        DESCRIPTOR CODE-
SUPP=NEVER,                                  SUPPRESSION CODE-
OPT=BLKSUP                                MESSAGE PROCESSING OPTIONS
USSMSG MSG=IST1989I,                            MESSAGE ID-
TEXT='IST1989I NO MATCHING AUTOLOGON REQUESTS', -
ROUTCDE=2,                                    ROUTING CODE-
DESC=5,                                        DESCRIPTOR CODE-
SUPP=NEVER,                                  SUPPRESSION CODE-
OPT=NOBLKSUP                                MESSAGE PROCESSING OPTIONS
USSMSG MSG=IST1990I,                            MESSAGE ID-
TEXT='IST1990I PENDING AUTOLOGON REQUESTS FOR:', -
ROUTCDE=2,                                    ROUTING CODE-
DESC=5,                                        DESCRIPTOR CODE-
SUPP=NEVER,                                  SUPPRESSION CODE-
OPT=NOBLKSUP                                MESSAGE PROCESSING OPTIONS
USSMSG MSG=IST1991I,                            MESSAGE ID-
TEXT='IST1991I % - WAITING FOR PLU NOTIFICATION', -
ROUTCDE=2,                                    ROUTING CODE-
DESC=5,                                        DESCRIPTOR CODE-
SUPP=NEVER,                                  SUPPRESSION CODE-
OPT=BLKSUP                                MESSAGE PROCESSING OPTIONS
USSMSG MSG=IST1992I,                            MESSAGE ID-
TEXT='IST1992I % - WAITING FOR AUTOTI TIMER', -
ROUTCDE=2,                                    ROUTING CODE-
DESC=5,                                        DESCRIPTOR CODE-
SUPP=NEVER,                                  SUPPRESSION CODE-
OPT=BLKSUP                                MESSAGE PROCESSING OPTIONS
USSMSG MSG=IST1993I,                            MESSAGE ID-
TEXT='IST1993I % - WAITING FOR CDRM ACTIVATION', -
ROUTCDE=2,                                    ROUTING CODE-
DESC=5,                                        DESCRIPTOR CODE-
SUPP=NEVER,                                  SUPPRESSION CODE-
OPT=BLKSUP                                MESSAGE PROCESSING OPTIONS
USSMSG MSG=IST1994I,                            MESSAGE ID-
TEXT='IST1994I % - WAITING FOR CDRM OR CPCP ACTIVATION', -
ROUTCDE=2,                                    ROUTING CODE-
DESC=5,                                        DESCRIPTOR CODE-
SUPP=NEVER,                                  SUPPRESSION CODE-
OPT=BLKSUP                                MESSAGE PROCESSING OPTIONS

```

```

USSMSG MSG=IST1995I, MESSAGE ID-
TEXT='IST1995I % - WAITING FOR AUTOCAP NODE ACTIVATION', -
ROUTCDE=2, ROUTING CODE-
DESC=5, DESCRIPTOR CODE-
SUPP=NEVER, SUPPRESSION CODE-
OPT=BLKSUP MESSAGE PROCESSING OPTIONS
USSMSG MSG=IST1996I, MESSAGE ID-
TEXT='IST1996I OR AUTOTI TIMER', -
ROUTCDE=2, ROUTING CODE-
DESC=5, DESCRIPTOR CODE-
SUPP=NEVER, SUPPRESSION CODE-
OPT=NOBLKSUP MESSAGE PROCESSING OPTIONS
USSMSG MSG=IST1997I, MESSAGE ID-
TEXT='IST1997I % (2) (3)', -
ROUTCDE=2, ROUTING CODE-
DESC=5, DESCRIPTOR CODE-
SUPP=NEVER, SUPPRESSION CODE-
OPT=NOBLKSUP MESSAGE PROCESSING OPTIONS
USSMSG MSG=IST1998I, MESSAGE ID-
TEXT='IST1998I % - WAITING FOR AUTOTI/AUTORTRY START OPT-
ION', -
ROUTCDE=2, ROUTING CODE-
DESC=5, DESCRIPTOR CODE-
SUPP=NEVER, SUPPRESSION CODE-
OPT=BLKSUP MESSAGE PROCESSING OPTIONS
USSMSG MSG=IST1999I, MESSAGE ID-
TEXT='IST1999I MODIFICATION OR SLU REACTIVATION', -
ROUTCDE=2, ROUTING CODE-
DESC=5, DESCRIPTOR CODE-
SUPP=NEVER, SUPPRESSION CODE-
OPT=NOBLKSUP MESSAGE PROCESSING OPTIONS
USSMSG MSG=IST2000I, MESSAGE ID-
TEXT='IST2000I ENTERPRISE EXTENDER GENERAL INFORMATION', -
ROUTCDE=2, ROUTING CODE-
DESC=5, DESCRIPTOR CODE-
SUPP=NEVER, SUPPRESSION CODE-
OPT=BLKSUP MESSAGE PROCESSING OPTIONS
USSMSG MSG=IST2001I, MESSAGE ID-
TEXT='IST2001I ENTERPRISE EXTENDER CONNECTION INFORMATIO-
N', -
ROUTCDE=2, ROUTING CODE-
DESC=5, DESCRIPTOR CODE-
SUPP=NEVER, SUPPRESSION CODE-
OPT=NOBLKSUP MESSAGE PROCESSING OPTIONS
USSMSG MSG=IST2002I, MESSAGE ID-
TEXT='IST2002I ENTERPRISE EXTENDER AGGREGATE CONNECTION -
INFORMATION', -
ROUTCDE=2, ROUTING CODE-
DESC=5, DESCRIPTOR CODE-
SUPP=NEVER, SUPPRESSION CODE-
OPT=NOBLKSUP MESSAGE PROCESSING OPTIONS
USSMSG MSG=IST2003I, MESSAGE ID-
TEXT='IST2003I ENTERPRISE EXTENDER XCA MAJOR NODE NAME =-
%', -
ROUTCDE=2, ROUTING CODE-
DESC=5, DESCRIPTOR CODE-
SUPP=NEVER, SUPPRESSION CODE-
OPT=BLKSUP MESSAGE PROCESSING OPTIONS
USSMSG MSG=IST2004I, MESSAGE ID-
TEXT='IST2004I LIVTIME = % SRQTIME = (2) SRQRETRY = %-
(3)', -
ROUTCDE=2, ROUTING CODE-
DESC=5, DESCRIPTOR CODE-
SUPP=NEVER, SUPPRESSION CODE-
OPT=NOBLKSUP MESSAGE PROCESSING OPTIONS
USSMSG MSG=IST2005I, MESSAGE ID-
TEXT='IST2005I IPRESOLV = %', -
ROUTCDE=2, ROUTING CODE-
DESC=5, DESCRIPTOR CODE-
SUPP=NEVER, SUPPRESSION CODE-
OPT=NOBLKSUP MESSAGE PROCESSING OPTIONS
USSMSG MSG=IST2006I, MESSAGE ID-
TEXT='IST2006I PORT PRIORITY = SIGNAL NETWORK HI-
GH MEDIUM LOW', -
ROUTCDE=2, ROUTING CODE-
DESC=5, DESCRIPTOR CODE-
SUPP=NEVER, SUPPRESSION CODE-
OPT=NOBLKSUP MESSAGE PROCESSING OPTIONS
USSMSG MSG=IST2007I, MESSAGE ID-
TEXT='IST2007I IPPORT NUMBER = % (2) (3) -
(4) (5)', -
ROUTCDE=2, ROUTING CODE-

```

DESC=5,	DESCRIPTOR CODE-
SUPP=NEVER,	SUPPRESSION CODE-
OPT=NOBLKSUP	MESSAGE PROCESSING OPTIONS
USSMSG MSG=IST2008I,	MESSAGE ID-
TEXT='IST2008I IPTOS VALUE = %	%(2) -
%(3) %(4) %(5)',	-
ROUTCDE=2,	ROUTING CODE-
DESC=5,	DESCRIPTOR CODE-
SUPP=NEVER,	SUPPRESSION CODE-
OPT=NOBLKSUP	MESSAGE PROCESSING OPTIONS
USSMSG MSG=IST2009I,	MESSAGE ID-
TEXT='IST2009I RTP PIPES = %	LU-LU SESSIONS = -
%(2)',	-
ROUTCDE=2,	ROUTING CODE-
DESC=5,	DESCRIPTOR CODE-
SUPP=NEVER,	SUPPRESSION CODE-
OPT=NOBLKSUP	MESSAGE PROCESSING OPTIONS
USSMSG MSG=IST2010I,	MESSAGE ID-
TEXT='IST2010I INOPS DUE TO SRQRETRY EXPIRATION	-
= %',	-
ROUTCDE=2,	ROUTING CODE-
DESC=5,	DESCRIPTOR CODE-
SUPP=NEVER,	SUPPRESSION CODE-
OPT=NOBLKSUP	MESSAGE PROCESSING OPTIONS
USSMSG MSG=IST2011I,	MESSAGE ID-
TEXT='IST2011I AVAILABLE LINES FOR THIS EE VRN	-
= %',	-
ROUTCDE=2,	ROUTING CODE-
DESC=5,	DESCRIPTOR CODE-
SUPP=NEVER,	SUPPRESSION CODE-
OPT=NOBLKSUP	MESSAGE PROCESSING OPTIONS
USSMSG MSG=IST2012I,	MESSAGE ID-
TEXT='IST2012I ACTIVE CONNECTIONS USING THIS EE	-
VRN = %',	-
ROUTCDE=2,	ROUTING CODE-
DESC=5,	DESCRIPTOR CODE-
SUPP=NEVER,	SUPPRESSION CODE-
OPT=NOBLKSUP	MESSAGE PROCESSING OPTIONS
USSMSG MSG=IST2013I,	MESSAGE ID-
TEXT='IST2013I AVAILABLE LINES FOR PREDEFINED EE CONNECT-	-
IONS = %',	-
ROUTCDE=2,	ROUTING CODE-
DESC=5,	DESCRIPTOR CODE-
SUPP=NEVER,	SUPPRESSION CODE-
OPT=NOBLKSUP	MESSAGE PROCESSING OPTIONS
USSMSG MSG=IST2014I,	MESSAGE ID-
TEXT='IST2014I ACTIVE PREDEFINED EE CONNECTIONS	-
= %',	-
ROUTCDE=2,	ROUTING CODE-
DESC=5,	DESCRIPTOR CODE-
SUPP=NEVER,	SUPPRESSION CODE-
OPT=NOBLKSUP	MESSAGE PROCESSING OPTIONS
USSMSG MSG=IST2015I,	MESSAGE ID-
TEXT='IST2015I ACTIVE LOCAL VRN EE CONNECTIONS	-
= %',	-
ROUTCDE=2,	ROUTING CODE-
DESC=5,	DESCRIPTOR CODE-
SUPP=NEVER,	SUPPRESSION CODE-
OPT=NOBLKSUP	MESSAGE PROCESSING OPTIONS
USSMSG MSG=IST2016I,	MESSAGE ID-
TEXT='IST2016I ACTIVE GLOBAL VRN EE CONNECTIONS	-
= %',	-
ROUTCDE=2,	ROUTING CODE-
DESC=5,	DESCRIPTOR CODE-
SUPP=NEVER,	SUPPRESSION CODE-
OPT=NOBLKSUP	MESSAGE PROCESSING OPTIONS
USSMSG MSG=IST2017I,	MESSAGE ID-
TEXT='IST2017I TOTAL RTP PIPES = %	LU-LU SESSIONS = -
%(2)',	-
ROUTCDE=2,	ROUTING CODE-
DESC=5,	DESCRIPTOR CODE-
SUPP=NEVER,	SUPPRESSION CODE-
OPT=NOBLKSUP	MESSAGE PROCESSING OPTIONS
USSMSG MSG=IST2018I,	MESSAGE ID-
TEXT='IST2018I TOTAL ACTIVE PREDEFINED EE CONNECTIONS	-
= %',	-
ROUTCDE=2,	ROUTING CODE-
DESC=5,	DESCRIPTOR CODE-
SUPP=NEVER,	SUPPRESSION CODE-
OPT=NOBLKSUP	MESSAGE PROCESSING OPTIONS
USSMSG MSG=IST2019I,	MESSAGE ID-
TEXT='IST2019I TOTAL ACTIVE LOCAL VRN EE CONNECTIONS	-

```

      = %',
      ROUTCDE=2,
      DESC=5,
      SUPP=NEVER,
      OPT=NOBLKSUP
USSMSG MSG=IST2020I,
      TEXT='IST2020I TOTAL ACTIVE GLOBAL VRN EE CONNECTIONS
      = %',
      ROUTCDE=2,
      DESC=5,
      SUPP=NEVER,
      OPT=NOBLKSUP
USSMSG MSG=IST2021I,
      TEXT='IST2021I TOTAL ACTIVE EE CONNECTIONS
      = %',
      ROUTCDE=2,
      DESC=5,
      SUPP=NEVER,
      OPT=NOBLKSUP
USSMSG MSG=IST2022I,
      TEXT='IST2022I EE CONNECTION ACTIVATED ON % AT %(2)',
      ROUTCDE=2,
      DESC=5,
      SUPP=NEVER,
      OPT=BLKSUP
USSMSG MSG=IST2023I,
      TEXT='IST2023I CONNECTED TO LINE %',
      ROUTCDE=2,
      DESC=5,
      SUPP=NEVER,
      OPT=BLKSUP
USSMSG MSG=IST2024I,
      TEXT='IST2024I CONNECTED TO SWITCHED PU %',
      ROUTCDE=2,
      DESC=5,
      SUPP=NEVER,
      OPT=BLKSUP
USSMSG MSG=IST2025I,
      TEXT='IST2025I LDLC SIGNALS RETRANSMITTED AT LEAST ONE T-
      IME = %',
      ROUTCDE=2,
      DESC=5,
      SUPP=NEVER,
      OPT=NOBLKSUP
USSMSG MSG=IST2026I,
      TEXT='IST2026I LDLC SIGNALS RETRANSMITTED SRQRETRY TIMES-
      = %',
      ROUTCDE=2,
      DESC=5,
      SUPP=NEVER,
      OPT=NOBLKSUP
USSMSG MSG=IST2027I,
      TEXT='IST2027I DWINOP = % REDIAL = %(2) REDDELA-
      Y = %(3)',
      ROUTCDE=2,
      DESC=5,
      SUPP=NEVER,
      OPT=NOBLKSUP
USSMSG MSG=IST2028I,
      TEXT='IST2028I KEEPACT = %',
      ROUTCDE=2,
      DESC=5,
      SUPP=NEVER,
      OPT=BLKSUP
USSMSG MSG=IST2029I,
      TEXT='IST2029I MTU SIZE = %',
      ROUTCDE=2,
      DESC=5,
      SUPP=NEVER,
      OPT=NOBLKSUP
USSMSG MSG=IST2030I,
      TEXT='IST2030I PORT PRIORITY = SIGNAL',
      ROUTCDE=2,
      DESC=5,
      SUPP=NEVER,
      OPT=NOBLKSUP
USSMSG MSG=IST2031I,
      TEXT='IST2031I PORT PRIORITY = NETWORK',
      ROUTCDE=2,
      DESC=5,
      SUPP=NEVER,
      OPT=NOBLKSUP

```

```

USSMSG MSG=IST2032I, MESSAGE ID-
TEXT='IST2032I PORT PRIORITY = HIGH', -
ROUTCDE=2, ROUTING CODE-
DESC=5, DESCRIPTOR CODE-
SUPP=NEVER, SUPPRESSION CODE-
OPT=NOBLKSUP MESSAGE PROCESSING OPTIONS
USSMSG MSG=IST2033I, MESSAGE ID-
TEXT='IST2033I PORT PRIORITY = MEDIUM', -
ROUTCDE=2, ROUTING CODE-
DESC=5, DESCRIPTOR CODE-
SUPP=NEVER, SUPPRESSION CODE-
OPT=NOBLKSUP MESSAGE PROCESSING OPTIONS
USSMSG MSG=IST2034I, MESSAGE ID-
TEXT='IST2034I PORT PRIORITY = LOW', -
ROUTCDE=2, ROUTING CODE-
DESC=5, DESCRIPTOR CODE-
SUPP=NEVER, SUPPRESSION CODE-
OPT=NOBLKSUP MESSAGE PROCESSING OPTIONS
USSMSG MSG=IST2035I, MESSAGE ID-
TEXT='IST2035I TOTALS FOR ALL PORT PRIORITIES', -
ROUTCDE=2, ROUTING CODE-
DESC=5, DESCRIPTOR CODE-
SUPP=NEVER, SUPPRESSION CODE-
OPT=NOBLKSUP MESSAGE PROCESSING OPTIONS
USSMSG MSG=IST2036I, MESSAGE ID-
TEXT='IST2036I NLPS SENT = % ( % (2) )', -
ROUTCDE=2, ROUTING CODE-
DESC=5, DESCRIPTOR CODE-
SUPP=NEVER, SUPPRESSION CODE-
OPT=NOBLKSUP MESSAGE PROCESSING OPTIONS
USSMSG MSG=IST2037I, MESSAGE ID-
TEXT='IST2037I BYTES SENT = % ( % (2) )', -
ROUTCDE=2, ROUTING CODE-
DESC=5, DESCRIPTOR CODE-
SUPP=NEVER, SUPPRESSION CODE-
OPT=NOBLKSUP MESSAGE PROCESSING OPTIONS
USSMSG MSG=IST2038I, MESSAGE ID-
TEXT='IST2038I NLPS RETRANSMITTED = % ( % (2) )', -
ROUTCDE=2, ROUTING CODE-
DESC=5, DESCRIPTOR CODE-
SUPP=NEVER, SUPPRESSION CODE-
OPT=NOBLKSUP MESSAGE PROCESSING OPTIONS
USSMSG MSG=IST2039I, MESSAGE ID-
TEXT='IST2039I BYTES RETRANSMITTED = % ( % (2) )', -
ROUTCDE=2, ROUTING CODE-
DESC=5, DESCRIPTOR CODE-
SUPP=NEVER, SUPPRESSION CODE-
OPT=NOBLKSUP MESSAGE PROCESSING OPTIONS
USSMSG MSG=IST2040I, MESSAGE ID-
TEXT='IST2040I NLPS RECEIVED = % ( % (2) )', -
ROUTCDE=2, ROUTING CODE-
DESC=5, DESCRIPTOR CODE-
SUPP=NEVER, SUPPRESSION CODE-
OPT=NOBLKSUP MESSAGE PROCESSING OPTIONS
USSMSG MSG=IST2041I, MESSAGE ID-
TEXT='IST2041I BYTES RECEIVED = % ( % (2) )', -
ROUTCDE=2, ROUTING CODE-
DESC=5, DESCRIPTOR CODE-
SUPP=NEVER, SUPPRESSION CODE-
OPT=NOBLKSUP MESSAGE PROCESSING OPTIONS
USSMSG MSG=IST2042I, MESSAGE ID-
TEXT='IST2042I % OF % (2) EE CONNECTIONS DISPLAYED', -
ROUTCDE=2, ROUTING CODE-
DESC=5, DESCRIPTOR CODE-
SUPP=NEVER, SUPPRESSION CODE-
OPT=BLKSUP MESSAGE PROCESSING OPTIONS
USSMSG MSG=IST2043I, MESSAGE ID-
TEXT='IST2043I TOTAL ACTIVE EE CONNECTIONS FOR LOCAL HOS-
TNAME = %', -
ROUTCDE=2, ROUTING CODE-
DESC=5, DESCRIPTOR CODE-
SUPP=NEVER, SUPPRESSION CODE-
OPT=NOBLKSUP MESSAGE PROCESSING OPTIONS
USSMSG MSG=IST2044I, MESSAGE ID-
TEXT='IST2044I TOTAL ACTIVE EE CONNECTIONS FOR LOCAL IPA-
DDR = %', -
ROUTCDE=2, ROUTING CODE-
DESC=5, DESCRIPTOR CODE-
SUPP=NEVER, SUPPRESSION CODE-
OPT=NOBLKSUP MESSAGE PROCESSING OPTIONS
USSMSG MSG=IST2045I, MESSAGE ID-
TEXT='IST2045I ENTERPRISE EXTENDER XCA MAJOR NODE NOT AC-

```

```

TIVE',
ROUTCDE=2,
DESC=5,
SUPP=NEVER,
OPT=NOBLKSUP
USSMSG MSG=IST2046I,
TEXT='IST2046I MNPS FORCED TAKEOVER TIMER EXPIRED FOR %'-
,ROUTCDE=2,
DESC=4,
SUPP=NEVER,
OPT=BLKSUP
USSMSG MSG=IST2047I,
TEXT='IST2047I % DOES NOT HAVE AN ACTIVE EE CONNECTION',-
ROUTCDE=2,
DESC=5,
SUPP=NEVER,
OPT=BLKSUP
USSMSG MSG=IST2048I,
TEXT='IST2048I LOCAL IPADDR IS NOT VALID WITH LOCAL HOST-
NAME',
ROUTCDE=2,
DESC=5,
SUPP=NEVER,
OPT=BLKSUP
USSMSG MSG=IST2049I,
TEXT='IST2049I REMOTE IPADDR IS NOT VALID WITH REMOTE HO-
STNAME',
ROUTCDE=2,
DESC=5,
SUPP=NEVER,
OPT=BLKSUP
USSMSG MSG=IST2050I,
TEXT='IST2050I THIS PATH WILL NOT BE SELECTED FOR UNRCHT-
IM = % SECONDS',
ROUTCDE=2,
DESC=5,
SUPP=NEVER,
OPT=BLKSUP
USSMSG MSG=IST2052I,
TEXT='IST2052I ORIGIN NODE PARTNER NODE UNRC-
HTIM EXPIRES',
ROUTCDE=2,
DESC=5,
SUPP=NEVER,
OPT=NOBLKSUP
USSMSG MSG=IST2054I,
TEXT='IST2054I VIRTUAL NODE PARTNER NODE UNRC-
HTIM EXPIRES',
ROUTCDE=2,
DESC=5,
SUPP=NEVER,
OPT=NOBLKSUP
USSMSG MSG=IST2055I,
TEXT='IST2055I % (2) (3)S (4)',
ROUTCDE=2,
DESC=5,
SUPP=NEVER,
OPT=NOBLKSUP
USSMSG MSG=IST2056I,
TEXT='IST2056I NO MATCHING UNREACHABLE PARTNER INFORMATI-
ON EXISTS',
ROUTCDE=2,
DESC=5,
SUPP=NEVER,
OPT=NOBLKSUP
USSMSG MSG=IST2057I,
TEXT='IST2057I UNREACHABLE PARTNER INFORMATION:',
ROUTCDE=2,
DESC=5,
SUPP=NEVER,
OPT=NOBLKSUP
USSMSG MSG=IST2058I,
TEXT='IST2058I UNREACHABLE PARTNER LIMIT EXCEEDED FOR VR-
N %',
ROUTCDE=2,
DESC=3,
SUPP=NEVER,
OPT=BLKSUP
USSMSG MSG=IST2059I,
TEXT='IST2059I NUMBER OF NLPS RECEIVED = % (2) ',
ROUTCDE=2,
DESC=5,

```

	SUPP=NEVER,	SUPPRESSION CODE-
	OPT=BLKSUP	MESSAGE PROCESSING OPTIONS
USSMSG	MSG=IST2061I,	MESSAGE ID-
	TEXT='IST2061I NO FORCED TAKEOVER REQUESTS ARE ACCEPTABLE',	-
	ROUTCDE=2,	ROUTING CODE-
	DESC=4,	DESCRIPTOR CODE-
	SUPP=NEVER,	SUPPRESSION CODE-
	OPT=NOBLKSUP	MESSAGE PROCESSING OPTIONS
USSMSG	MSG=IST2062I,	MESSAGE ID-
	TEXT='IST2062I % FORCED TAKEOVER REQUESTS ARE ACCEPTABLE',	-
	ROUTCDE=2,	ROUTING CODE-
	DESC=4,	DESCRIPTOR CODE-
	SUPP=NEVER,	SUPPRESSION CODE-
	OPT=BLKSUP	MESSAGE PROCESSING OPTIONS
USSMSG	MSG=IST2063I,	MESSAGE ID-
	TEXT='IST2063I ALL FORCED TAKEOVER REQUESTS ARE ACCEPTABLE',	-
	ROUTCDE=2,	ROUTING CODE-
	DESC=4,	DESCRIPTOR CODE-
	SUPP=NEVER,	SUPPRESSION CODE-
	OPT=NOBLKSUP	MESSAGE PROCESSING OPTIONS
USSMSG	MSG=IST2064I,	MESSAGE ID-
	TEXT='IST2064I PLU TO SLU RU SIZE = % SLU TO PLU RU SIZE = %(2)',	-
	ROUTCDE=2,	ROUTING CODE-
	DESC=5,	DESCRIPTOR CODE-
	SUPP=NEVER,	SUPPRESSION CODE-
	OPT=NOBLKSUP	MESSAGE PROCESSING OPTIONS
USSMSG	MSG=IST2065I,	MESSAGE ID-
	TEXT='IST2065I ENTERPRISE EXTENDER CONNECTION REXMIT INFORMATION',	-
	ROUTCDE=2,	ROUTING CODE-
	DESC=5,	DESCRIPTOR CODE-
	SUPP=NEVER,	SUPPRESSION CODE-
	OPT=NOBLKSUP	MESSAGE PROCESSING OPTIONS
USSMSG	MSG=IST2066I,	MESSAGE ID-
	TEXT='IST2066I ENTERPRISE EXTENDER CONNECTION SRQRETRY INFORMATION',	-
	ROUTCDE=2,	ROUTING CODE-
	DESC=5,	DESCRIPTOR CODE-
	SUPP=NEVER,	SUPPRESSION CODE-
	OPT=NOBLKSUP	MESSAGE PROCESSING OPTIONS
USSMSG	MSG=IST2067I,	MESSAGE ID-
	TEXT='IST2067I EEDIAG DISPLAY ISSUED ON % AT %(2)',	-
	ROUTCDE=2,	ROUTING CODE-
	DESC=5,	DESCRIPTOR CODE-
	SUPP=NEVER,	SUPPRESSION CODE-
	OPT=BLKSUP	MESSAGE PROCESSING OPTIONS
USSMSG	MSG=IST2068I,	MESSAGE ID-
	TEXT='IST2068I NLP RETRANSMIT RATE = %',	-
	ROUTCDE=2,	ROUTING CODE-
	DESC=5,	DESCRIPTOR CODE-
	SUPP=NEVER,	SUPPRESSION CODE-
	OPT=NOBLKSUP	MESSAGE PROCESSING OPTIONS
USSMSG	MSG=IST2069I,	MESSAGE ID-
	TEXT='IST2069I REXMIT COUNTERS LAST CLEARED ON % AT %(2)',	-
	ROUTCDE=2,	ROUTING CODE-
	DESC=5,	DESCRIPTOR CODE-
	SUPP=NEVER,	SUPPRESSION CODE-
	OPT=BLKSUP	MESSAGE PROCESSING OPTIONS
USSMSG	MSG=IST2070I,	MESSAGE ID-
	TEXT='IST2070I SRQRETRY COUNTERS LAST CLEARED ON % AT %(2)',	-
	ROUTCDE=2,	ROUTING CODE-
	DESC=5,	DESCRIPTOR CODE-
	SUPP=NEVER,	SUPPRESSION CODE-
	OPT=BLKSUP	MESSAGE PROCESSING OPTIONS
USSMSG	MSG=IST2071I,	MESSAGE ID-
	TEXT='IST2071I ALL DIAGNOSTIC COUNTERS CLEARED FOR % EE CONNECTIONS',	-
	ROUTCDE=2,	ROUTING CODE-
	DESC=5,	DESCRIPTOR CODE-
	SUPP=NEVER,	SUPPRESSION CODE-
	OPT=BLKSUP	MESSAGE PROCESSING OPTIONS
USSMSG	MSG=IST2072I,	MESSAGE ID-
	TEXT='IST2072I REXMIT COUNTERS CLEARED FOR % EE CONNECTIONS',	-
	ROUTCDE=2,	ROUTING CODE-
	DESC=5,	DESCRIPTOR CODE-

	SUPP=NEVER,		SUPPRESSION CODE-
	OPT=BLKSUP		MESSAGE PROCESSING OPTIONS
USSMSG	MSG=IST2073I,		MESSAGE ID-
	TEXT='IST2073I SRQRETRY COUNTERS CLEARED FOR % EE CONNEC-		-
	TIONS',		
	ROUTCDE=2,		ROUTING CODE-
	DESC=5,		DESCRIPTOR CODE-
	SUPP=NEVER,		SUPPRESSION CODE-
	OPT=BLKSUP		MESSAGE PROCESSING OPTIONS
USSMSG	MSG=IST2074I,		MESSAGE ID-
	TEXT='IST2074I SUCCESSFUL SRQRETRY ATTEMPT = % OCCUR-		-
	RENCES = %(2)',		
	ROUTCDE=2,		ROUTING CODE-
	DESC=5,		DESCRIPTOR CODE-
	SUPP=NEVER,		SUPPRESSION CODE-
	OPT=NOBLKSUP		MESSAGE PROCESSING OPTIONS
USSMSG	MSG=IST2075I,		MESSAGE ID-
	TEXT='IST2075I DISPLAY RTPS SUMMARY INFORMATION',		-
	ROUTCDE=2,		ROUTING CODE-
	DESC=5,		DESCRIPTOR CODE-
	SUPP=NEVER,		SUPPRESSION CODE-
	OPT=BLKSUP		MESSAGE PROCESSING OPTIONS
USSMSG	MSG=IST2076I,		MESSAGE ID-
	TEXT='IST2076I TOTAL MATCHING PIPES = %',		-
	ROUTCDE=2,		ROUTING CODE-
	DESC=5,		DESCRIPTOR CODE-
	SUPP=NEVER,		SUPPRESSION CODE-
	OPT=NOBLKSUP		MESSAGE PROCESSING OPTIONS
USSMSG	MSG=IST2077I,		MESSAGE ID-
	TEXT='IST2077I CPSVCMG PIPES = %',		-
	ROUTCDE=2,		ROUTING CODE-
	DESC=5,		DESCRIPTOR CODE-
	SUPP=NEVER,		SUPPRESSION CODE-
	OPT=NOBLKSUP		MESSAGE PROCESSING OPTIONS
USSMSG	MSG=IST2078I,		MESSAGE ID-
	TEXT='IST2078I RSETUP PIPES = %',		-
	ROUTCDE=2,		ROUTING CODE-
	DESC=5,		DESCRIPTOR CODE-
	SUPP=NEVER,		SUPPRESSION CODE-
	OPT=NOBLKSUP		MESSAGE PROCESSING OPTIONS
USSMSG	MSG=IST2079I,		MESSAGE ID-
	TEXT='IST2079I LU-LU PIPES = %',		-
	ROUTCDE=2,		ROUTING CODE-
	DESC=5,		DESCRIPTOR CODE-
	SUPP=NEVER,		SUPPRESSION CODE-
	OPT=NOBLKSUP		MESSAGE PROCESSING OPTIONS
USSMSG	MSG=IST2080I,		MESSAGE ID-
	TEXT='IST2080I PATH SWITCHING PIPES = %',		-
	ROUTCDE=2,		ROUTING CODE-
	DESC=5,		DESCRIPTOR CODE-
	SUPP=NEVER,		SUPPRESSION CODE-
	OPT=NOBLKSUP		MESSAGE PROCESSING OPTIONS
USSMSG	MSG=IST2081I,		MESSAGE ID-
	TEXT='IST2081I CONGESTED PIPES = %',		-
	ROUTCDE=2,		ROUTING CODE-
	DESC=5,		DESCRIPTOR CODE-
	SUPP=NEVER,		SUPPRESSION CODE-
	OPT=NOBLKSUP		MESSAGE PROCESSING OPTIONS
USSMSG	MSG=IST2082I,		MESSAGE ID-
	TEXT='IST2082I STALLED PIPES = %',		-
	ROUTCDE=2,		ROUTING CODE-
	DESC=5,		DESCRIPTOR CODE-
	SUPP=NEVER,		SUPPRESSION CODE-
	OPT=NOBLKSUP		MESSAGE PROCESSING OPTIONS
USSMSG	MSG=IST2083I,		MESSAGE ID-
	TEXT='IST2083I SESSIONS = %',		-
	ROUTCDE=2,		ROUTING CODE-
	DESC=5,		DESCRIPTOR CODE-
	SUPP=NEVER,		SUPPRESSION CODE-
	OPT=NOBLKSUP		MESSAGE PROCESSING OPTIONS
USSMSG	MSG=IST2084I,		MESSAGE ID-
	TEXT='IST2084I % OF %(2) MATCHING RTP PIPES DISPLAYED',		-
	ROUTCDE=2,		ROUTING CODE-
	DESC=5,		DESCRIPTOR CODE-
	SUPP=NEVER,		SUPPRESSION CODE-
	OPT=BLKSUP		MESSAGE PROCESSING OPTIONS
USSMSG	MSG=IST2085I,		MESSAGE ID-
	TEXT='IST2085I NUMBER OF NLPS ON OUTBOUND WORK QUEUE = %'		-
	,		
	ROUTCDE=2,		ROUTING CODE-
	DESC=5,		DESCRIPTOR CODE-
	SUPP=NEVER,		SUPPRESSION CODE-

	OPT=BLKSUP	MESSAGE PROCESSING OPTIONS
USSMSG	MSG=IST2086I,	MESSAGE ID-
	TEXT='IST2086I MAXIMUM NUMBER OF NLPS ON OUTBOUND WORK Q-	
	UEUE = %',	-
	ROUTCDE=2,	ROUTING CODE-
	DESC=5,	DESCRIPTOR CODE-
	SUPP=NEVER,	SUPPRESSION CODE-
	OPT=BLKSUP	MESSAGE PROCESSING OPTIONS
USSMSG	MSG=IST2087I,	MESSAGE ID-
	TEXT='IST2087I OUTBOUND WORK QUEUE MAX REACHED ON % AT %-	
	(2)',	-
	ROUTCDE=2,	ROUTING CODE-
	DESC=5,	DESCRIPTOR CODE-
	SUPP=NEVER,	SUPPRESSION CODE-
	OPT=BLKSUP	MESSAGE PROCESSING OPTIONS
USSMSG	MSG=IST2088I,	MESSAGE ID-
	TEXT='IST2088I CDRSCS DEFINED USING THIS MODEL:',	-
	ROUTCDE=2,	ROUTING CODE-
	DESC=5,	DESCRIPTOR CODE-
	SUPP=NEVER,	SUPPRESSION CODE-
	OPT=NOBLKSUP	MESSAGE PROCESSING OPTIONS
USSMSG	MSG=IST2089I,	MESSAGE ID-
	TEXT='IST2089I NO CDRSCS DEFINED USING THIS MODEL',	-
	ROUTCDE=2,	ROUTING CODE-
	DESC=5,	DESCRIPTOR CODE-
	SUPP=NEVER,	SUPPRESSION CODE-
	OPT=NOBLKSUP	MESSAGE PROCESSING OPTIONS
USSMSG	MSG=IST2090I,	MESSAGE ID-
	TEXT='IST2090I TRACE INITIATED FOR % CLONE CDRSCS',	-
	ROUTCDE=2,	ROUTING CODE-
	DESC=5,	DESCRIPTOR CODE-
	SUPP=NEVER,	SUPPRESSION CODE-
	OPT=BLKSUP	MESSAGE PROCESSING OPTIONS
USSMSG	MSG=IST2091I,	MESSAGE ID-
	TEXT='IST2091I TRACE ENDED FOR % CLONE CDRSCS',	-
	ROUTCDE=2,	ROUTING CODE-
	DESC=5,	DESCRIPTOR CODE-
	SUPP=NEVER,	SUPPRESSION CODE-
	OPT=BLKSUP	MESSAGE PROCESSING OPTIONS
USSMSG	MSG=IST2092I,	MESSAGE ID-
	TEXT='IST2092I NO CLONE CDRSCS EXIST FOR SCOPE %',	-
	ROUTCDE=2,	ROUTING CODE-
	DESC=5,	DESCRIPTOR CODE-
	SUPP=NEVER,	SUPPRESSION CODE-
	OPT=NOBLKSUP	MESSAGE PROCESSING OPTIONS
USSMSG	MSG=IST2093I,	MESSAGE ID-
	TEXT='IST2093I AUTOLOGON SEARCH INITIATED FOR % APPLICAT-	
	IONS',	-
	ROUTCDE=2,	ROUTING CODE-
	DESC=5,	DESCRIPTOR CODE-
	SUPP=INFO,	SUPPRESSION CODE-
	OPT=BLKSUP	MESSAGE PROCESSING OPTIONS
USSMSG	MSG=IST2094I,	MESSAGE ID-
	TEXT='IST2094I MODEL CDRSC WAS NOT DELETED - CLONE CDRSC-	
	S EXIST',	-
	ROUTCDE=2,	ROUTING CODE-
	DESC=5,	DESCRIPTOR CODE-
	SUPP=NEVER,	SUPPRESSION CODE-
	OPT=NOBLKSUP	MESSAGE PROCESSING OPTIONS
USSMSG	MSG=IST2095I,	MESSAGE ID-
	TEXT='IST2095I MODEL CDRSC DELETE = %',	-
	ROUTCDE=2,	ROUTING CODE-
	DESC=5,	DESCRIPTOR CODE-
	SUPP=NEVER,	SUPPRESSION CODE-
	OPT=BLKSUP	MESSAGE PROCESSING OPTIONS
USSMSG	MSG=IST2096I,	MESSAGE ID-
	TEXT='IST2096I AUTOLOGON SEARCH COMPLETED FOR APPLICATIO-	
	N %',	-
	ROUTCDE=2,	ROUTING CODE-
	DESC=5,	DESCRIPTOR CODE-
	SUPP=INFO,	SUPPRESSION CODE-
	OPT=BLKSUP	MESSAGE PROCESSING OPTIONS
USSMSG	MSG=IST2097I,	MESSAGE ID-
	TEXT='IST2097I STATUS = CANNOT BE LOCATED',	-
	ROUTCDE=2,	ROUTING CODE-
	DESC=5,	DESCRIPTOR CODE-
	SUPP=INFO,	SUPPRESSION CODE-
	OPT=NOBLKSUP	MESSAGE PROCESSING OPTIONS
USSMSG	MSG=IST2098I,	MESSAGE ID-
	TEXT='IST2098I STATUS = UNABLE TO ACCEPT LOGONS',	-
	ROUTCDE=2,	ROUTING CODE-
	DESC=5,	DESCRIPTOR CODE-

	SUPP=INFO,	SUPPRESSION CODE-
	OPT=NOBLKSUP	MESSAGE PROCESSING OPTIONS
USSMSG	MSG=IST2099I,	MESSAGE ID-
	TEXT='IST2099I STATUS = AUTOLOGON SESSIONS INITIATED FOR-	-
	% LUS',	-
	ROUTCDE=2,	ROUTING CODE-
	DESC=5,	DESCRIPTOR CODE-
	SUPP=INFO,	SUPPRESSION CODE-
	OPT=BLKSUP	MESSAGE PROCESSING OPTIONS
USSMSG	MSG=IST2100I,	MESSAGE ID-
	TEXT='IST2100I % - NORMALLY LOGGED OFF LUS',	-
	ROUTCDE=2,	ROUTING CODE-
	DESC=5,	DESCRIPTOR CODE-
	SUPP=INFO,	SUPPRESSION CODE-
	OPT=BLKSUP	MESSAGE PROCESSING OPTIONS
USSMSG	MSG=IST2101I,	MESSAGE ID-
	TEXT='IST2101I NO LUS EXIST IN A STATE TO INITIATE AN AU-	-
	TOLOGON SESSION',	-
	ROUTCDE=2,	ROUTING CODE-
	DESC=5,	DESCRIPTOR CODE-
	SUPP=INFO,	SUPPRESSION CODE-
	OPT=NOBLKSUP	MESSAGE PROCESSING OPTIONS
USSMSG	MSG=IST2102I,	MESSAGE ID-
	TEXT='IST2102I RSCV FROM PLU',	-
	ROUTCDE=8,	ROUTING CODE-
	DESC=4,	DESCRIPTOR CODE-
	SUPP=INFO,	SUPPRESSION CODE-
	OPT=NOBLKSUP	MESSAGE PROCESSING OPTIONS
USSMSG	MSG=IST2103I,	MESSAGE ID-
	TEXT='IST2103I RSCV TOWARDS SLU',	-
	ROUTCDE=8,	ROUTING CODE-
	DESC=4,	DESCRIPTOR CODE-
	SUPP=INFO,	SUPPRESSION CODE-
	OPT=NOBLKSUP	MESSAGE PROCESSING OPTIONS
USSMSG	MSG=IST2104I,	MESSAGE ID-
	TEXT='IST2104I RSCV TOWARDS DLUR',	-
	ROUTCDE=8,	ROUTING CODE-
	DESC=4,	DESCRIPTOR CODE-
	SUPP=INFO,	SUPPRESSION CODE-
	OPT=NOBLKSUP	MESSAGE PROCESSING OPTIONS
USSMSG	MSG=IST2105I,	MESSAGE ID-
	TEXT='IST2105I % ACTIVATION FAILED - HPR/IP XCA NODE ALR-	-
	EADY ACTIVE',	-
	ROUTCDE=2,	ROUTING CODE-
	DESC=5,	DESCRIPTOR CODE-
	SUPP=SER,	SUPPRESSION CODE-
	OPT=BLKSUP	MESSAGE PROCESSING OPTIONS
USSMSG	MSG=IST2106I,	MESSAGE ID-
	TEXT='IST2106I MODIFY GR DELETE FAILED FOR %',	-
	ROUTCDE=8,	ROUTING CODE-
	DESC=5,	DESCRIPTOR CODE-
	SUPP=SER,	SUPPRESSION CODE-
	OPT=BLKSUP	MESSAGE PROCESSING OPTIONS
USSMSG	MSG=IST2107I,	MESSAGE ID-
	TEXT='IST2107I LOCAL GR ACB IS OPEN',	-
	ROUTCDE=8,	ROUTING CODE-
	DESC=5,	DESCRIPTOR CODE-
	SUPP=SER,	SUPPRESSION CODE-
	OPT=NOBLKSUP	MESSAGE PROCESSING OPTIONS
USSMSG	MSG=IST2108I,	MESSAGE ID-
	TEXT='IST2108I LOCAL APPLICATION OWNED GR AFFINITY EXIST-	-
	S',	-
	ROUTCDE=8,	ROUTING CODE-
	DESC=5,	DESCRIPTOR CODE-
	SUPP=SER,	SUPPRESSION CODE-
	OPT=NOBLKSUP	MESSAGE PROCESSING OPTIONS
USSMSG	MSG=IST2109I,	MESSAGE ID-
	TEXT='IST2109I NON-LOCAL GR INSTANCE SELECTABLE',	-
	ROUTCDE=8,	ROUTING CODE-
	DESC=5,	DESCRIPTOR CODE-
	SUPP=SER,	SUPPRESSION CODE-
	OPT=NOBLKSUP	MESSAGE PROCESSING OPTIONS
USSMSG	MSG=IST2110I,	MESSAGE ID-
	TEXT='IST2110I NON-LOCAL APPLICATION OWNED GR AFFINITY E-	-
	XISTS',	-
	ROUTCDE=8,	ROUTING CODE-
	DESC=5,	DESCRIPTOR CODE-
	SUPP=SER,	SUPPRESSION CODE-
	OPT=NOBLKSUP	MESSAGE PROCESSING OPTIONS
USSMSG	MSG=IST2111I,	MESSAGE ID-
	TEXT='IST2111I NON-LOCAL GR SESSION ACTIVE',	-
	ROUTCDE=8,	ROUTING CODE-

DESC=5,	DESCRIPTOR CODE-
SUPP=SER,	SUPPRESSION CODE-
OPT=NOBLKSUP	MESSAGE PROCESSING OPTIONS
USSMSG MSG=IST2113I,	MESSAGE ID-
TEXT='IST2113I % SESSION DEACTIVATED - EXPFLTRM THRESHOL-	-
D EXCEEDED',	-
ROUTCDE=2,	ROUTING CODE-
DESC=5,	DESCRIPTOR CODE-
SUPP=NEVER,	SUPPRESSION CODE-
OPT=BLKSUP	MESSAGE PROCESSING OPTIONS
USSMSG MSG=IST2114I,	MESSAGE ID-
TEXT='IST2114I LIVTIME: INITIAL = % MAXIMUM = %(2) -	-
CURRENT = %(3)',	-
ROUTCDE=2,	ROUTING CODE-
DESC=5,	DESCRIPTOR CODE-
SUPP=NEVER,	SUPPRESSION CODE-
OPT=NOBLKSUP	MESSAGE PROCESSING OPTIONS
USSMSG MSG=IST2116I,	MESSAGE ID-
TEXT='IST2116I STALL DETECTED FOR XCF TRLE % TO %(2)',	-
ROUTCDE=2,	ROUTING CODE-
DESC=4,	DESCRIPTOR CODE-
SUPP=WARN,	SUPPRESSION CODE-
OPT=BLKSUP	MESSAGE PROCESSING OPTIONS
USSMSG MSG=IST2117I,	MESSAGE ID-
TEXT='IST2117I STALL CONTINUES FOR XCF TRLE % TO %(2)',	-
ROUTCDE=2,	ROUTING CODE-
DESC=4,	DESCRIPTOR CODE-
SUPP=WARN,	SUPPRESSION CODE-
OPT=BLKSUP	MESSAGE PROCESSING OPTIONS
USSMSG MSG=IST2118I,	MESSAGE ID-
TEXT='IST2118I STALL ALLEVIATED FOR XCF TRLE % TO %(2)',	-
ROUTCDE=2,	ROUTING CODE-
DESC=4,	DESCRIPTOR CODE-
SUPP=WARN,	SUPPRESSION CODE-
OPT=BLKSUP	MESSAGE PROCESSING OPTIONS
USSMSG MSG=IST2119I,	MESSAGE ID-
TEXT='IST2119I ENTERPRISE EXTENDER DISPLAY CORRELATOR: %-	-
,	-
ROUTCDE=2,	ROUTING CODE-
DESC=5,	DESCRIPTOR CODE-
SUPP=NEVER,	SUPPRESSION CODE-
OPT=BLKSUP	MESSAGE PROCESSING OPTIONS
USSMSG MSG=IST2120I,	MESSAGE ID-
TEXT='IST2120I HOSTNAME RESOLUTION IN PROGRESS',	-
ROUTCDE=2,	ROUTING CODE-
DESC=5,	DESCRIPTOR CODE-
SUPP=NEVER,	SUPPRESSION CODE-
OPT=NOBLKSUP	MESSAGE PROCESSING OPTIONS
USSMSG MSG=IST2121I,	MESSAGE ID-
TEXT='IST2121I HOSTNAME RESOLUTION COMPLETE',	-
ROUTCDE=2,	ROUTING CODE-
DESC=5,	DESCRIPTOR CODE-
SUPP=NEVER,	SUPPRESSION CODE-
OPT=NOBLKSUP	MESSAGE PROCESSING OPTIONS
USSMSG MSG=IST2122I,	MESSAGE ID-
TEXT='IST2122I EE DISPLAY REJECTED - MAXHNRES LIMIT EXCE-	-
EDED',	-
ROUTCDE=2,	ROUTING CODE-
DESC=5,	DESCRIPTOR CODE-
SUPP=NEVER,	SUPPRESSION CODE-
OPT=NOBLKSUP	MESSAGE PROCESSING OPTIONS
USSMSG MSG=IST2123I,	MESSAGE ID-
TEXT='IST2123I DIAL FAILED FOR EE PU % - EXISTING CONNEC-	-
TION FOUND',	-
ROUTCDE=2,	ROUTING CODE-
DESC=5,	DESCRIPTOR CODE-
SUPP=NEVER,	SUPPRESSION CODE-
OPT=BLKSUP	MESSAGE PROCESSING OPTIONS
USSMSG MSG=IST2124I,	MESSAGE ID-
TEXT='IST2124I REMOTE IPADDR OR HOSTNAME IS ALSO REQUIRE-	-
D',	-
ROUTCDE=2,	ROUTING CODE-
DESC=5,	DESCRIPTOR CODE-
SUPP=NEVER,	SUPPRESSION CODE-
OPT=NOBLKSUP	MESSAGE PROCESSING OPTIONS
USSMSG MSG=IST2125I,	MESSAGE ID-
TEXT='IST2125I LOCAL IPADDR OR HOSTNAME IS ALSO REQUIRED-	-
,	-
ROUTCDE=2,	ROUTING CODE-
DESC=5,	DESCRIPTOR CODE-
SUPP=NEVER,	SUPPRESSION CODE-
OPT=NOBLKSUP	MESSAGE PROCESSING OPTIONS

```

USSMSG MSG=IST2126I, MESSAGE ID-
TEXT='IST2126I CONNECTIVITY TEST IN PROGRESS', -
ROUTCDE=2, ROUTING CODE-
DESC=5, DESCRIPTOR CODE-
SUPP=NEVER, SUPPRESSION CODE-
OPT=NOBLKSUP MESSAGE PROCESSING OPTIONS
USSMSG MSG=IST2127I, MESSAGE ID-
TEXT='IST2127I CONNECTIVITY TEST FAILED - NO DIAL OUT LI-
NE AVAILABLE FOR EE', -
ROUTCDE=2, ROUTING CODE-
DESC=5, DESCRIPTOR CODE-
SUPP=NEVER, SUPPRESSION CODE-
OPT=NOBLKSUP MESSAGE PROCESSING OPTIONS
USSMSG MSG=IST2128I, MESSAGE ID-
TEXT='IST2128I CONNECTIVITY TEST FAILED - EE NOT AVAILAB-
LE FOR LOCAL IPADDR', -
ROUTCDE=2, ROUTING CODE-
DESC=5, DESCRIPTOR CODE-
SUPP=NEVER, SUPPRESSION CODE-
OPT=NOBLKSUP MESSAGE PROCESSING OPTIONS
USSMSG MSG=IST2129I, MESSAGE ID-
TEXT='IST2129I CONNECTIVITY TEST FAILED - MISMATCH OF IP-
ADDRESS FAMILY', -
ROUTCDE=2, ROUTING CODE-
DESC=5, DESCRIPTOR CODE-
SUPP=NEVER, SUPPRESSION CODE-
OPT=NOBLKSUP MESSAGE PROCESSING OPTIONS
USSMSG MSG=IST2130I, MESSAGE ID-
TEXT='IST2130I ENTERPRISE EXTENDER CONNECTIVITY TEST INF-
ORMATION', -
ROUTCDE=2, ROUTING CODE-
DESC=5, DESCRIPTOR CODE-
SUPP=NEVER, SUPPRESSION CODE-
OPT=NOBLKSUP MESSAGE PROCESSING OPTIONS
USSMSG MSG=IST2131I, MESSAGE ID-
TEXT='IST2131I EEDIAG DISPLAY COMPLETED ON % AT %(2)', -
ROUTCDE=2, ROUTING CODE-
DESC=5, DESCRIPTOR CODE-
SUPP=NEVER, SUPPRESSION CODE-
OPT=BLKSUP MESSAGE PROCESSING OPTIONS
USSMSG MSG=IST2132I, MESSAGE ID-
TEXT='IST2132I LDLC PROBE VERSIONS: VTAM = % PART-
NER = %(2)', -
ROUTCDE=2, ROUTING CODE-
DESC=5, DESCRIPTOR CODE-
SUPP=NEVER, SUPPRESSION CODE-
OPT=NOBLKSUP MESSAGE PROCESSING OPTIONS
USSMSG MSG=IST2133I, MESSAGE ID-
TEXT='IST2133I INTFNAME: % INTFTYPE: %(2)', -
ROUTCDE=2, ROUTING CODE-
DESC=5, DESCRIPTOR CODE-
SUPP=NEVER, SUPPRESSION CODE-
OPT=NOBLKSUP MESSAGE PROCESSING OPTIONS
USSMSG MSG=IST2134I, MESSAGE ID-
TEXT='IST2134I CONNECTIVITY SUCCESSFUL -
PORT: %', -
ROUTCDE=2, ROUTING CODE-
DESC=5, DESCRIPTOR CODE-
SUPP=NEVER, SUPPRESSION CODE-
OPT=NOBLKSUP MESSAGE PROCESSING OPTIONS
USSMSG MSG=IST2135I, MESSAGE ID-
TEXT='IST2135I CONNECTIVITY UNSUCCESSFUL SENSE: % -
PORT: %(2)', -
ROUTCDE=2, ROUTING CODE-
DESC=5, DESCRIPTOR CODE-
SUPP=NEVER, SUPPRESSION CODE-
OPT=NOBLKSUP MESSAGE PROCESSING OPTIONS
USSMSG MSG=IST2136I, MESSAGE ID-
TEXT='IST2136I CONNECTIVITY TEST ENDED - MAXIMUM TIME -
LIMIT EXCEEDED', -
ROUTCDE=2, ROUTING CODE-
DESC=5, DESCRIPTOR CODE-
SUPP=NEVER, SUPPRESSION CODE-
OPT=NOBLKSUP MESSAGE PROCESSING OPTIONS
USSMSG MSG=IST2137I, MESSAGE ID-
TEXT='IST2137I % %(2) %(3) RTT: %(4)', -
ROUTCDE=2, ROUTING CODE-
DESC=5, DESCRIPTOR CODE-
SUPP=NEVER, SUPPRESSION CODE-
OPT=NOBLKSUP MESSAGE PROCESSING OPTIONS
USSMSG MSG=IST2138I, MESSAGE ID-
TEXT='IST2138I % %(2) %(3) RTT: %(4)', -

```

ROUTCDE=2,	ROUTING CODE-
DESC=5,	DESCRIPTOR CODE-
SUPP=NEVER,	SUPPRESSION CODE-
OPT=NOBLKSUP	MESSAGE PROCESSING OPTIONS
USSMSG MSG=IST2139I,	MESSAGE ID-
TEXT='IST2139I CONNECTIVITY TEST RESULTS DISPLAYED FOR %-	
OF %(2) ROUTES',	-
ROUTCDE=2,	ROUTING CODE-
DESC=5,	DESCRIPTOR CODE-
SUPP=NEVER,	SUPPRESSION CODE-
OPT=BLKSUP	MESSAGE PROCESSING OPTIONS
USSMSG MSG=IST2140I,	MESSAGE ID-
TEXT='IST2140I CONNECTIVITY TEST FAILED - LINE % IS INAC-	
TIVATING',	-
ROUTCDE=2,	ROUTING CODE-
DESC=5,	DESCRIPTOR CODE-
SUPP=NEVER,	SUPPRESSION CODE-
OPT=BLKSUP	MESSAGE PROCESSING OPTIONS
USSMSG MSG=IST2141I,	MESSAGE ID-
TEXT='IST2141I CONNECTIVITY TEST FAILED - SWITCHED PU IS-	
NOT ENABLED FOR EE',	-
ROUTCDE=2,	ROUTING CODE-
DESC=5,	DESCRIPTOR CODE-
SUPP=NEVER,	SUPPRESSION CODE-
OPT=NOBLKSUP	MESSAGE PROCESSING OPTIONS
USSMSG MSG=IST2142I,	MESSAGE ID-
TEXT='IST2142I CONNECTIVITY TEST REJECTED - SAME TEST AL-	
READY IN PROGRESS',	-
ROUTCDE=2,	ROUTING CODE-
DESC=5,	DESCRIPTOR CODE-
SUPP=NEVER,	SUPPRESSION CODE-
OPT=NOBLKSUP	MESSAGE PROCESSING OPTIONS
USSMSG MSG=IST2143I,	MESSAGE ID-
TEXT='IST2143I IN PROGRESS ENTERPRISE EXTENDER DISPLAY C-	
ORRELATOR: %',	-
ROUTCDE=2,	ROUTING CODE-
DESC=5,	DESCRIPTOR CODE-
SUPP=NEVER,	SUPPRESSION CODE-
OPT=BLKSUP	MESSAGE PROCESSING OPTIONS
USSMSG MSG=IST2144I,	MESSAGE ID-
TEXT='IST2144I CONNECTIVITY TEST REJECTED - MAXEETST LIM-	
IT EXCEEDED',	-
ROUTCDE=2,	ROUTING CODE-
DESC=5,	DESCRIPTOR CODE-
SUPP=NEVER,	SUPPRESSION CODE-
OPT=NOBLKSUP	MESSAGE PROCESSING OPTIONS
USSMSG MSG=IST2145I,	MESSAGE ID-
TEXT='IST2145I PENDING ENTERPRISE EXTENDER DISPLAY COMMA-	
NDS',	-
ROUTCDE=2,	ROUTING CODE-
DESC=5,	DESCRIPTOR CODE-
SUPP=NEVER,	SUPPRESSION CODE-
OPT=NOBLKSUP	MESSAGE PROCESSING OPTIONS
USSMSG MSG=IST2146I,	MESSAGE ID-
TEXT='IST2146I EE DISPLAY ISSUED ON % AT %(2)',	-
ROUTCDE=2,	ROUTING CODE-
DESC=5,	DESCRIPTOR CODE-
SUPP=NEVER,	SUPPRESSION CODE-
OPT=BLKSUP	MESSAGE PROCESSING OPTIONS
USSMSG MSG=IST2147I,	MESSAGE ID-
TEXT='IST2147I CORRELATOR: % LINE: %(2) STATUS: %(3)',	-
ROUTCDE=2,	ROUTING CODE-
DESC=5,	DESCRIPTOR CODE-
SUPP=NEVER,	SUPPRESSION CODE-
OPT=BLKSUP	MESSAGE PROCESSING OPTIONS
USSMSG MSG=IST2148I,	MESSAGE ID-
TEXT='IST2148I EE CONNECTIVITY TEST REACHES MAXTIME ON %-	
AT %(2)',	-
ROUTCDE=2,	ROUTING CODE-
DESC=5,	DESCRIPTOR CODE-
SUPP=NEVER,	SUPPRESSION CODE-
OPT=BLKSUP	MESSAGE PROCESSING OPTIONS
USSMSG MSG=IST2149I,	MESSAGE ID-
TEXT='IST2149I % OF %(2) CORRELATORS DISPLAYED',	-
ROUTCDE=2,	ROUTING CODE-
DESC=5,	DESCRIPTOR CODE-
SUPP=NEVER,	SUPPRESSION CODE-
OPT=BLKSUP	MESSAGE PROCESSING OPTIONS
USSMSG MSG=IST2150I,	MESSAGE ID-
TEXT='IST2150I VIRTUAL NODE % - %(2) UNREACHABLE PARTNER-	
S',	-
ROUTCDE=2,	ROUTING CODE-

```

DESC=5,                                DESCRIPTOR CODE-
SUPP=NEVER,                            SUPPRESSION CODE-
OPT=BLKSUP                             MESSAGE PROCESSING OPTIONS
USSMSG MSG=IST2151I,                   MESSAGE ID-
TEXT='IST2151I PARTNER LIMIT EXCEEDED - UNUSABLE UNTIL C-
OUNT IS BELOW %',                      -
ROUTCDE=2,                             ROUTING CODE-
DESC=5,                                DESCRIPTOR CODE-
SUPP=NEVER,                            SUPPRESSION CODE-
OPT=BLKSUP                             MESSAGE PROCESSING OPTIONS
USSMSG MSG=IST2152I,                   MESSAGE ID-
TEXT='IST2152I MODIFY TOPO COMMAND FAILED', -
ROUTCDE=2,                             ROUTING CODE-
DESC=5,                                DESCRIPTOR CODE-
SUPP=NEVER,                            SUPPRESSION CODE-
OPT=NOBLKSUP                           MESSAGE PROCESSING OPTIONS
USSMSG MSG=IST2153I,                   MESSAGE ID-
TEXT='IST2153I ORIG, VRN, OR DEST OPERAND REQUIRED', -
ROUTCDE=2,                             ROUTING CODE-
DESC=5,                                DESCRIPTOR CODE-
SUPP=NEVER,                            SUPPRESSION CODE-
OPT=NOBLKSUP                           MESSAGE PROCESSING OPTIONS
USSMSG MSG=IST2154I,                   MESSAGE ID-
TEXT='IST2154I ROUTE SELECTION TRACE IS ACTIVE - BFRNUM -
= %',                                  -
ROUTCDE=2,                             ROUTING CODE-
DESC=5,                                DESCRIPTOR CODE-
SUPP=NEVER,                            SUPPRESSION CODE-
OPT=BLKSUP                             MESSAGE PROCESSING OPTIONS
USSMSG MSG=IST2155I,                   MESSAGE ID-
TEXT='IST2155I ROUTE SELECTION TRACE IS INACTIVE', -
ROUTCDE=2,                             ROUTING CODE-
DESC=5,                                DESCRIPTOR CODE-
SUPP=NEVER,                            SUPPRESSION CODE-
OPT=NOBLKSUP                           MESSAGE PROCESSING OPTIONS
USSMSG MSG=IST2156I,                   MESSAGE ID-
TEXT='IST2156I STORAGE ALLOCATED TO ROUTE SELECTION TRAC-
E = %',                                  -
ROUTCDE=2,                             ROUTING CODE-
DESC=5,                                DESCRIPTOR CODE-
SUPP=NEVER,                            SUPPRESSION CODE-
OPT=BLKSUP                             MESSAGE PROCESSING OPTIONS
USSMSG MSG=IST2157I,                   MESSAGE ID-
TEXT='IST2157I ALIASRCH = %',          -
ROUTCDE=2,                             ROUTING CODE-
DESC=5,                                DESCRIPTOR CODE-
SUPP=NEVER,                            SUPPRESSION CODE-
OPT=NOBLKSUP                           MESSAGE PROCESSING OPTIONS
USSMSG MSG=IST2158I,                   MESSAGE ID-
TEXT='IST2158I VTAM HAS JOINED THE SYSPLEX GROUP %', -
ROUTCDE=2,                             ROUTING CODE-
DESC=4,                                DESCRIPTOR CODE-
SUPP=INFO,                             SUPPRESSION CODE-
OPT=BLKSUP                             MESSAGE PROCESSING OPTIONS
USSMSG MSG=IST2159I,                   MESSAGE ID-
TEXT='IST2159I XCF GROUP: %    CFS GROUP: %(2)', -
ROUTCDE=2,                             ROUTING CODE-
DESC=5,                                DESCRIPTOR CODE-
SUPP=INFO,                             SUPPRESSION CODE-
OPT=NOBLKSUP                           MESSAGE PROCESSING OPTIONS
USSMSG MSG=IST2160I,                   MESSAGE ID-
TEXT='IST2160I % FAILED : ULP IS USING TRLE %(2)', -
ROUTCDE=2,                             ROUTING CODE-
DESC=5,                                DESCRIPTOR CODE-
SUPP=SER,                              SUPPRESSION CODE-
OPT=BLKSUP                             MESSAGE PROCESSING OPTIONS
USSMSG MSG=IST2161I,                   MESSAGE ID-
TEXT='IST2161I BLOCKED TIME = %',      -
ROUTCDE=8,                             ROUTING CODE-
DESC=5,                                DESCRIPTOR CODE-
SUPP=NEVER,                            SUPPRESSION CODE-
OPT=BLKSUP                             MESSAGE PROCESSING OPTIONS
USSMSG MSG=IST2162I,                   MESSAGE ID-
TEXT='IST2162I INCONSISTENT UNRCHTIM VALUES DEFINED FOR -
%',                                  -
ROUTCDE=2,                             ROUTING CODE-
DESC=5,                                DESCRIPTOR CODE-
SUPP=WARN,                             SUPPRESSION CODE-
OPT=BLKSUP                             MESSAGE PROCESSING OPTIONS
USSMSG MSG=IST2163I,                   MESSAGE ID-
TEXT='IST2163I REBUILD FOR STRUCTURE % STOPPED', -
ROUTCDE=2,                             ROUTING CODE-

```

DESC=5,	DESCRIPTOR CODE-
SUPP=WARN,	SUPPRESSION CODE-
OPT=BLKSUP	MESSAGE PROCESSING OPTIONS
USSMSG MSG=IST2164I,	MESSAGE ID-
TEXT='IST2164I FAILURE REASON - LOST CONNECTION TO NEW S-	-
STRUCTURE',	-
ROUTCDE=2,	ROUTING CODE-
DESC=5,	DESCRIPTOR CODE-
SUPP=WARN,	SUPPRESSION CODE-
OPT=NOBLKSUP	MESSAGE PROCESSING OPTIONS
USSMSG MSG=IST2165I,	MESSAGE ID-
TEXT='IST2165I FAILURE REASON - LOST CONNECTION TO ORIGI-	-
NAL STRUCTURE',	-
ROUTCDE=2,	ROUTING CODE-
DESC=5,	DESCRIPTOR CODE-
SUPP=WARN,	SUPPRESSION CODE-
OPT=NOBLKSUP	MESSAGE PROCESSING OPTIONS
USSMSG MSG=IST2166I,	MESSAGE ID-
TEXT='IST2166I FAILURE REASON - STRUCTURE FAILURE',	-
ROUTCDE=2,	ROUTING CODE-
DESC=5,	DESCRIPTOR CODE-
SUPP=WARN,	SUPPRESSION CODE-
OPT=NOBLKSUP	MESSAGE PROCESSING OPTIONS
USSMSG MSG=IST2167I,	MESSAGE ID-
TEXT='IST2167I DISCONNECT REASON - OPERATOR COMMAND',	-
ROUTCDE=2,	ROUTING CODE-
DESC=5,	DESCRIPTOR CODE-
SUPP=WARN,	SUPPRESSION CODE-
OPT=NOBLKSUP	MESSAGE PROCESSING OPTIONS
USSMSG MSG=IST2168I,	MESSAGE ID-
TEXT='IST2168I DISCONNECT REASON - NORMAL DISCONNECT',	-
ROUTCDE=2,	ROUTING CODE-
DESC=5,	DESCRIPTOR CODE-
SUPP=WARN,	SUPPRESSION CODE-
OPT=NOBLKSUP	MESSAGE PROCESSING OPTIONS
USSMSG MSG=IST2169I,	MESSAGE ID-
TEXT='IST2169I FAILURE REASON - SUBTASK ABEND',	-
ROUTCDE=2,	ROUTING CODE-
DESC=5,	DESCRIPTOR CODE-
SUPP=WARN,	SUPPRESSION CODE-
OPT=NOBLKSUP	MESSAGE PROCESSING OPTIONS
USSMSG MSG=IST2170I,	MESSAGE ID-
TEXT='IST2170I FAILURE REASON - VTAM HALTING',	-
ROUTCDE=2,	ROUTING CODE-
DESC=5,	DESCRIPTOR CODE-
SUPP=WARN,	SUPPRESSION CODE-
OPT=NOBLKSUP	MESSAGE PROCESSING OPTIONS
USSMSG MSG=IST2171I,	MESSAGE ID-
TEXT='IST2171I FAILURE REASON - LOST CONNECTIVITY',	-
ROUTCDE=2,	ROUTING CODE-
DESC=5,	DESCRIPTOR CODE-
SUPP=WARN,	SUPPRESSION CODE-
OPT=NOBLKSUP	MESSAGE PROCESSING OPTIONS
USSMSG MSG=IST2172I,	MESSAGE ID-
TEXT='IST2172I FAILURE REASON - STRUCTURE TYPE NOT VALID-	-
'	-
ROUTCDE=2,	ROUTING CODE-
DESC=5,	DESCRIPTOR CODE-
SUPP=WARN,	SUPPRESSION CODE-
OPT=NOBLKSUP	MESSAGE PROCESSING OPTIONS
USSMSG MSG=IST2173I,	MESSAGE ID-
TEXT='IST2173I FAILURE REASON - INTERNAL COUPLING FACILI-	-
TY STRUCTURE ERROR',	-
ROUTCDE=2,	ROUTING CODE-
DESC=5,	DESCRIPTOR CODE-
SUPP=WARN,	SUPPRESSION CODE-
OPT=NOBLKSUP	MESSAGE PROCESSING OPTIONS
USSMSG MSG=IST2174I,	MESSAGE ID-
TEXT='IST2174I FAILURE REASON - CONNECTION NAME NOT VALI-	-
D',	-
ROUTCDE=2,	ROUTING CODE-
DESC=5,	DESCRIPTOR CODE-
SUPP=WARN,	SUPPRESSION CODE-
OPT=NOBLKSUP	MESSAGE PROCESSING OPTIONS
USSMSG MSG=IST2175I,	MESSAGE ID-
TEXT='IST2175I FAILURE REASON - PROCESS TIMED OUT',	-
ROUTCDE=2,	ROUTING CODE-
DESC=5,	DESCRIPTOR CODE-
SUPP=WARN,	SUPPRESSION CODE-
OPT=NOBLKSUP	MESSAGE PROCESSING OPTIONS
USSMSG MSG=IST2176I,	MESSAGE ID-
TEXT='IST2176I FAILURE REASON - MVS EVENT',	-

ROUTCDE=2,	ROUTING CODE-
DESC=5,	DESCRIPTOR CODE-
SUPP=WARN,	SUPPRESSION CODE-
OPT=NOBLKSUP	MESSAGE PROCESSING OPTIONS
USSMSG MSG=IST2177I,	MESSAGE ID-
TEXT='IST2177I FAILURE REASON - UNSUPPORTED COUPLING FAC-	-
ILITY LEVEL',	-
ROUTCDE=2,	ROUTING CODE-
DESC=5,	DESCRIPTOR CODE-
SUPP=WARN,	SUPPRESSION CODE-
OPT=NOBLKSUP	MESSAGE PROCESSING OPTIONS
USSMSG MSG=IST2178I,	MESSAGE ID-
TEXT='IST2178I RPNCB ADDRESS %',	-
ROUTCDE=2,	ROUTING CODE-
DESC=5,	DESCRIPTOR CODE-
SUPP=NEVER,	SUPPRESSION CODE-
OPT=BLKSUP	MESSAGE PROCESSING OPTIONS
USSMSG MSG=IST2179I,	MESSAGE ID-
TEXT='IST2179I NO DIAL-OUT LINE FOUND FOR SWITCHED PU %'	-
,ROUTCDE=8,	ROUTING CODE-
DESC=4,	DESCRIPTOR CODE-
SUPP=SER,	SUPPRESSION CODE-
OPT=BLKSUP	MESSAGE PROCESSING OPTIONS
USSMSG MSG=IST2180I,	MESSAGE ID-
TEXT='IST2180I DYNLU = % FOR %(2) SET FROM %(3)',	-
ROUTCDE=2,	ROUTING CODE-
DESC=6,	DESCRIPTOR CODE-
SUPP=NORM,	SUPPRESSION CODE-
OPT=BLKSUP	MESSAGE PROCESSING OPTIONS
USSMSG MSG=IST2181I,	MESSAGE ID-
TEXT='IST2181I % STRUCTURE NAME IS %(2)',	-
ROUTCDE=2,	ROUTING CODE-
DESC=5,	DESCRIPTOR CODE-
SUPP=INFO,	SUPPRESSION CODE-
OPT=BLKSUP	MESSAGE PROCESSING OPTIONS
USSMSG MSG=IST2182I,	MESSAGE ID-
TEXT='IST2182I UNRCHTIM = %',	-
ROUTCDE=2,	ROUTING CODE-
DESC=5,	DESCRIPTOR CODE-
SUPP=NEVER,	SUPPRESSION CODE-
OPT=BLKSUP	MESSAGE PROCESSING OPTIONS
USSMSG MSG=IST2183I,	MESSAGE ID-
TEXT='IST2183I QDIOSYNC = % - SYNCID = %(2) - SAVED =	-
%(3)',	-
ROUTCDE=2,	ROUTING CODE-
DESC=5,	DESCRIPTOR CODE-
SUPP=NEVER,	SUPPRESSION CODE-
OPT=NOBLKSUP	MESSAGE PROCESSING OPTIONS
USSMSG MSG=IST2184I,	MESSAGE ID-
TEXT='IST2184I QDIOSYNC = % - SYNCID = %(2) - SAVED = %(-	-
3)',	-
ROUTCDE=2,	ROUTING CODE-
DESC=5,	DESCRIPTOR CODE-
SUPP=NEVER,	SUPPRESSION CODE-
OPT=NOBLKSUP	MESSAGE PROCESSING OPTIONS
USSMSG MSG=IST2185I,	MESSAGE ID-
TEXT='IST2185I FRINVCTO = % FRINVCT = %(2)',	-
ROUTCDE=2,	ROUTING CODE-
DESC=5,	DESCRIPTOR CODE-
SUPP=NEVER,	SUPPRESSION CODE-
OPT=NOBLKSUP	MESSAGE PROCESSING OPTIONS
USSMSG MSG=IST2186I,	MESSAGE ID-
TEXT='IST2186I THIS PATH WILL NOT BE SELECTED FOR UNRCHT-	-
IM SECONDS',	-
ROUTCDE=2,	ROUTING CODE-
DESC=5,	DESCRIPTOR CODE-
SUPP=NEVER,	SUPPRESSION CODE-
OPT=NOBLKSUP	MESSAGE PROCESSING OPTIONS
USSMSG MSG=IST2187I,	MESSAGE ID-
TEXT='IST2187I XCF SEND FAILURE ON TRLE % MESSAGE TYPE-	-
: %(2)',	-
ROUTCDE=2,	ROUTING CODE-
DESC=5,	DESCRIPTOR CODE-
SUPP=NEVER,	SUPPRESSION CODE-
OPT=NOBLKSUP	MESSAGE PROCESSING OPTIONS
USSMSG MSG=IST2188I,	MESSAGE ID-
TEXT='IST2188I LDLC TIMER OPERANDS ON GROUP % IGNORED',	-
ROUTCDE=2,	ROUTING CODE-
DESC=5,	DESCRIPTOR CODE-
SUPP=NEVER,	SUPPRESSION CODE-
OPT=BLKSUP	MESSAGE PROCESSING OPTIONS
USSMSG MSG=IST2189I,	MESSAGE ID-


```

TEXT='IST2189I LDLC TIMER OPERANDS ALREADY SET BY GROUP -
%',
ROUTCDE=2, ROUTING CODE-
DESC=5, DESCRIPTOR CODE-
SUPP=NEVER, SUPPRESSION CODE-
OPT=BLKSUP MESSAGE PROCESSING OPTIONS
USSMSG MSG=IST2190I, MESSAGE ID-
TEXT='IST2190I DEVICEID PARAMETER FOR OSAENTA TRACE COMM-
AND = %',
ROUTCDE=2, ROUTING CODE-
DESC=5, DESCRIPTOR CODE-
SUPP=NEVER, SUPPRESSION CODE-
OPT=NOBLKSUP MESSAGE PROCESSING OPTIONS
USSMSG MSG=IST2191I, MESSAGE ID-
TEXT='IST2191I HPR PATH SWITCH SUMMARY FROM % AT %(2)',
ROUTCDE=2, ROUTING CODE-
DESC=5, DESCRIPTOR CODE-
SUPP=NEVER, SUPPRESSION CODE-
OPT=BLKSUP MESSAGE PROCESSING OPTIONS
USSMSG MSG=IST2192I, MESSAGE ID-
TEXT='IST2192I STARTED = %',
ROUTCDE=2, ROUTING CODE-
DESC=5, DESCRIPTOR CODE-
SUPP=NEVER, SUPPRESSION CODE-
OPT=NOBLKSUP MESSAGE PROCESSING OPTIONS
USSMSG MSG=IST2193I, MESSAGE ID-
TEXT='IST2193I TGINOP = % SRQTIMER = %(2) PSRET-
RY = %(3)',
ROUTCDE=2, ROUTING CODE-
DESC=5, DESCRIPTOR CODE-
SUPP=NEVER, SUPPRESSION CODE-
OPT=NOBLKSUP MESSAGE PROCESSING OPTIONS
USSMSG MSG=IST2194I, MESSAGE ID-
TEXT='IST2194I PARTNER = % MNPS = %(2) UNAVA-
ILABLE = %(3)',
ROUTCDE=2, ROUTING CODE-
DESC=5, DESCRIPTOR CODE-
SUPP=NEVER, SUPPRESSION CODE-
OPT=NOBLKSUP MESSAGE PROCESSING OPTIONS
USSMSG MSG=IST2195I, MESSAGE ID-
TEXT='IST2195I NETWORK = % HIGH = %(2) MEDIUM = %(3)-
LOW = %(4)',
ROUTCDE=2, ROUTING CODE-
DESC=5, DESCRIPTOR CODE-
SUPP=NEVER, SUPPRESSION CODE-
OPT=NOBLKSUP MESSAGE PROCESSING OPTIONS
USSMSG MSG=IST2196I, MESSAGE ID-
TEXT='IST2196I COMPLETED = %',
ROUTCDE=2, ROUTING CODE-
DESC=5, DESCRIPTOR CODE-
SUPP=NEVER, SUPPRESSION CODE-
OPT=NOBLKSUP MESSAGE PROCESSING OPTIONS
USSMSG MSG=IST2197I, MESSAGE ID-
TEXT='IST2197I FAILED = %',
ROUTCDE=2, ROUTING CODE-
DESC=5, DESCRIPTOR CODE-
SUPP=NEVER, SUPPRESSION CODE-
OPT=NOBLKSUP MESSAGE PROCESSING OPTIONS
USSMSG MSG=IST2198I, MESSAGE ID-
TEXT='IST2198I NETID STARTED COMPLETED-
FAILED',
ROUTCDE=2, ROUTING CODE-
DESC=5, DESCRIPTOR CODE-
SUPP=NEVER, SUPPRESSION CODE-
OPT=NOBLKSUP MESSAGE PROCESSING OPTIONS
USSMSG MSG=IST2199I, MESSAGE ID-
TEXT='IST2199I CPNAME NET HI MED LOW NET HI MED L-
OW NET HI MED LOW',
ROUTCDE=2, ROUTING CODE-
DESC=5, DESCRIPTOR CODE-
SUPP=NEVER, SUPPRESSION CODE-
OPT=NOBLKSUP MESSAGE PROCESSING OPTIONS
USSMSG MSG=IST2200I, MESSAGE ID-
TEXT='IST2200I % %(2) %(3) %(4) %(5) %(6) %(7) %(8) %-
(9) %(10) %(11) %(12) %(13)',
ROUTCDE=2, ROUTING CODE-
DESC=5, DESCRIPTOR CODE-
SUPP=NEVER, SUPPRESSION CODE-
OPT=NOBLKSUP MESSAGE PROCESSING OPTIONS
USSMSG MSG=IST2201I, MESSAGE ID-
TEXT='IST2201I % %(2) %(3) %(4) %(5) %(6) %(7) %(8) %-
(9) %(10) %(11) %(12) %(13)',

```

ROUTCDE=2,	ROUTING CODE-
DESC=5,	DESCRIPTOR CODE-
SUPP=NEVER,	SUPPRESSION CODE-
OPT=NOBLKSUP	MESSAGE PROCESSING OPTIONS
USSMSG MSG=IST2202I,	MESSAGE ID-
TEXT='IST2202I GREXIT = % WLM = %(2) LO-	-
CLU = %(3)',	-
ROUTCDE=2,	ROUTING CODE-
DESC=5,	DESCRIPTOR CODE-
SUPP=NEVER,	SUPPRESSION CODE-
OPT=NOBLKSUP	MESSAGE PROCESSING OPTIONS
USSMSG MSG=IST2203I,	MESSAGE ID-
TEXT='IST2203I CHARACTER SET % - CODE PAGE %(2)',	-
ROUTCDE=2,	ROUTING CODE-
DESC=5,	DESCRIPTOR CODE-
SUPP=NEVER,	SUPPRESSION CODE-
OPT=NOBLKSUP	MESSAGE PROCESSING OPTIONS
USSMSG MSG=IST2204I,	MESSAGE ID-
TEXT='IST2204I LOCAPPL = % PASSOLU = %(2)',	-
ROUTCDE=2,	ROUTING CODE-
DESC=5,	DESCRIPTOR CODE-
SUPP=NEVER,	SUPPRESSION CODE-
OPT=NOBLKSUP	MESSAGE PROCESSING OPTIONS
USSMSG MSG=IST2205I,	MESSAGE ID-
TEXT='IST2205I %',	-
ROUTCDE=2,	ROUTING CODE-
DESC=5,	DESCRIPTOR CODE-
SUPP=NEVER,	SUPPRESSION CODE-
OPT=NOBLKSUP	MESSAGE PROCESSING OPTIONS
USSMSG MSG=IST2206I,	MESSAGE ID-
TEXT='IST2206I % PATH SWITCH EVENTS FOR %(2) CPS WITHIN -	-
%(3) NETIDS',	-
ROUTCDE=2,	ROUTING CODE-
DESC=5,	DESCRIPTOR CODE-
SUPP=NEVER,	SUPPRESSION CODE-
OPT=BLKSUP	MESSAGE PROCESSING OPTIONS
USSMSG MSG=IST2207I,	MESSAGE ID-
TEXT='IST2207I % TABLE FOR %(2)',	-
ROUTCDE=2,	ROUTING CODE-
DESC=5,	DESCRIPTOR CODE-
SUPP=NEVER,	SUPPRESSION CODE-
OPT=BLKSUP	MESSAGE PROCESSING OPTIONS
USSMSG MSG=IST2208I,	MESSAGE ID-
TEXT='IST2208I % = %(2) FROM START OPTION',	-
ROUTCDE=2,	ROUTING CODE-
DESC=5,	DESCRIPTOR CODE-
SUPP=NEVER,	SUPPRESSION CODE-
OPT=BLKSUP	MESSAGE PROCESSING OPTIONS
USSMSG MSG=IST2209I,	MESSAGE ID-
TEXT='IST2209I % = %(2) FROM ADJCLUST TABLE',	-
ROUTCDE=2,	ROUTING CODE-
DESC=5,	DESCRIPTOR CODE-
SUPP=NEVER,	SUPPRESSION CODE-
OPT=BLKSUP	MESSAGE PROCESSING OPTIONS
USSMSG MSG=IST2210I,	MESSAGE ID-
TEXT='IST2210I GR PREFERENCE TABLE ENTRY = %',	-
ROUTCDE=2,	ROUTING CODE-
DESC=5,	DESCRIPTOR CODE-
SUPP=NEVER,	SUPPRESSION CODE-
OPT=BLKSUP	MESSAGE PROCESSING OPTIONS
USSMSG MSG=IST2211I,	MESSAGE ID-
TEXT='IST2211I ACK QUEUE MAX',	-
ROUTCDE=2,	ROUTING CODE-
DESC=5,	DESCRIPTOR CODE-
SUPP=NEVER,	SUPPRESSION CODE-
OPT=NOBLKSUP	MESSAGE PROCESSING OPTIONS
USSMSG MSG=IST2212I,	MESSAGE ID-
TEXT='IST2212I %',	-
ROUTCDE=2,	ROUTING CODE-
DESC=5,	DESCRIPTOR CODE-
SUPP=NEVER,	SUPPRESSION CODE-
OPT=NOBLKSUP	MESSAGE PROCESSING OPTIONS
USSMSG MSG=IST2213I,	MESSAGE ID-
TEXT='IST2213I LAST BACKPRESSURE APPLIED ON % AT %(2)',	-
ROUTCDE=2,	ROUTING CODE-
DESC=5,	DESCRIPTOR CODE-
SUPP=NEVER,	SUPPRESSION CODE-
OPT=NOBLKSUP	MESSAGE PROCESSING OPTIONS
USSMSG MSG=IST2214I,	MESSAGE ID-
TEXT='IST2214I BACKPRESSURE REASON: PATHSWITCH',	-
ROUTCDE=2,	ROUTING CODE-
DESC=5,	DESCRIPTOR CODE-

	SUPP=NEVER,		SUPPRESSION CODE-
	OPT=NOBLKSUP		MESSAGE PROCESSING OPTIONS
USSMSG	MSG=IST2215I,		MESSAGE ID-
	TEXT='IST2215I BACKPRESSURE REASON: SEND QUEUE MAXIMUM R-		-
	EACHED',		
	ROUTCDE=2,		ROUTING CODE-
	DESC=5,		DESCRIPTOR CODE-
	SUPP=NEVER,		SUPPRESSION CODE-
	OPT=NOBLKSUP		MESSAGE PROCESSING OPTIONS
USSMSG	MSG=IST2216I,		MESSAGE ID-
	TEXT='IST2216I BACKPRESSURE REASON: STORAGE FAILURE',		-
	ROUTCDE=2,		ROUTING CODE-
	DESC=5,		DESCRIPTOR CODE-
	SUPP=NEVER,		SUPPRESSION CODE-
	OPT=NOBLKSUP		MESSAGE PROCESSING OPTIONS
USSMSG	MSG=IST2217I,		MESSAGE ID-
	TEXT='IST2217I BACKPRESSURE REASON: STALLED PIPE',		-
	ROUTCDE=2,		ROUTING CODE-
	DESC=5,		DESCRIPTOR CODE-
	SUPP=NEVER,		SUPPRESSION CODE-
	OPT=NOBLKSUP		MESSAGE PROCESSING OPTIONS
USSMSG	MSG=IST2218I,		MESSAGE ID-
	TEXT='IST2218I BACKPRESSURE REASON: WAITING-FOR-ACK QUEU-		-
	E MAXIMUM REACHED',		
	ROUTCDE=2,		ROUTING CODE-
	DESC=5,		DESCRIPTOR CODE-
	SUPP=NEVER,		SUPPRESSION CODE-
	OPT=NOBLKSUP		MESSAGE PROCESSING OPTIONS
USSMSG	MSG=IST2219I,		MESSAGE ID-
	TEXT='IST2219I % ACTIVATION WAITING FOR MINIMUM NUMBER O-		-
	F DEVICES',		
	ROUTCDE=2,		ROUTING CODE-
	DESC=5,		DESCRIPTOR CODE-
	SUPP=NEVER,		SUPPRESSION CODE-
	OPT=BLKSUP		MESSAGE PROCESSING OPTIONS
USSMSG	MSG=IST2220I,		MESSAGE ID-
	TEXT='IST2220I % ACTIVATION RESUMING - ONLINE DEVICES DE-		-
	TECTED',		
	ROUTCDE=2,		ROUTING CODE-
	DESC=5,		DESCRIPTOR CODE-
	SUPP=NEVER,		SUPPRESSION CODE-
	OPT=BLKSUP		MESSAGE PROCESSING OPTIONS
USSMSG	MSG=IST2221I,		MESSAGE ID-
	TEXT='IST2221I EXPLICITBINDPORTRANGE - START: % END: %(-		-
	2)',		
	ROUTCDE=2,		ROUTING CODE-
	DESC=5,		DESCRIPTOR CODE-
	SUPP=NEVER,		SUPPRESSION CODE-
	OPT=NOBLKSUP		MESSAGE PROCESSING OPTIONS
USSMSG	MSG=IST2222I,		MESSAGE ID-
	TEXT='IST2222I QDIOSYNC CAPTURE INITIATED FOR TRLE %',		-
	ROUTCDE=2,		ROUTING CODE-
	DESC=5,		DESCRIPTOR CODE-
	SUPP=WARN,		SUPPRESSION CODE-
	OPT=BLKSUP		MESSAGE PROCESSING OPTIONS
USSMSG	MSG=IST2223I,		MESSAGE ID-
	TEXT='IST2223I QDIOSYNC STATE ARMED FOR TRLE % AT TIME O-		-
	F INOP',		
	ROUTCDE=2,		ROUTING CODE-
	DESC=5,		DESCRIPTOR CODE-
	SUPP=WARN,		SUPPRESSION CODE-
	OPT=BLKSUP		MESSAGE PROCESSING OPTIONS
USSMSG	MSG=IST2224I,		MESSAGE ID-
	TEXT='IST2224I ENTERPRISE EXTENDER ROUTING POLICY INFORM-		-
	ATION',		
	ROUTCDE=2,		ROUTING CODE-
	DESC=5,		DESCRIPTOR CODE-
	SUPP=NEVER,		SUPPRESSION CODE-
	OPT=NOBLKSUP		MESSAGE PROCESSING OPTIONS
USSMSG	MSG=IST2225I,		MESSAGE ID-
	TEXT='IST2225I PORT ROUTE TABLE ROUTING RULE',		-
	ROUTCDE=2,		ROUTING CODE-
	DESC=5,		DESCRIPTOR CODE-
	SUPP=NEVER,		SUPPRESSION CODE-
	OPT=NOBLKSUP		MESSAGE PROCESSING OPTIONS
USSMSG	MSG=IST2226I,		MESSAGE ID-
	TEXT='IST2226I % %(2) %(3)',		-
	ROUTCDE=2,		ROUTING CODE-
	DESC=5,		DESCRIPTOR CODE-
	SUPP=NEVER,		SUPPRESSION CODE-
	OPT=NOBLKSUP		MESSAGE PROCESSING OPTIONS
USSMSG	MSG=IST2227I,		MESSAGE ID-

```

TEXT='IST2227I  CONNECTIVITY NOT TESTED - ROUTE NOT APP-
LICABLE PORT: %',
ROUTCDE=2,                                ROUTING CODE-
DESC=5,                                    DESCRIPTOR CODE-
SUPP=NEVER,                               SUPPRESSION CODE-
OPT=NOBLKSUP                             MESSAGE PROCESSING OPTIONS
USSMSG MSG=IST2229I,                       MESSAGE ID-
TEXT='IST2229I  REFIFO TIMER = % MILLISECONDS',
ROUTCDE=2,                                ROUTING CODE-
DESC=5,                                    DESCRIPTOR CODE-
SUPP=NEVER,                               SUPPRESSION CODE-
OPT=BLKSUP                               MESSAGE PROCESSING OPTIONS
USSMSG MSG=IST2230I,                       MESSAGE ID-
TEXT='IST2230I  MAXIMUM NUMBER OF NLPS ON OUT-OF-SEQUENCE-
QUEUE = %',
ROUTCDE=2,                                ROUTING CODE-
DESC=5,                                    DESCRIPTOR CODE-
SUPP=NEVER,                               SUPPRESSION CODE-
OPT=BLKSUP                               MESSAGE PROCESSING OPTIONS
USSMSG MSG=IST2231I,                       MESSAGE ID-
TEXT='IST2231I  CURRENT HPR CLOCK RATE = %',
ROUTCDE=2,                                ROUTING CODE-
DESC=5,                                    DESCRIPTOR CODE-
SUPP=NEVER,                               SUPPRESSION CODE-
OPT=BLKSUP                               MESSAGE PROCESSING OPTIONS
USSMSG MSG=IST2232I,                       MESSAGE ID-
TEXT='IST2232I  HPR CLOCK RATE LAST SET TO HIGH ON % AT %-
(2)',
ROUTCDE=2,                                ROUTING CODE-
DESC=5,                                    DESCRIPTOR CODE-
SUPP=NEVER,                               SUPPRESSION CODE-
OPT=NOBLKSUP                             MESSAGE PROCESSING OPTIONS
USSMSG MSG=IST2233I,                       MESSAGE ID-
TEXT='IST2233I  HPR CLOCK RATE LAST EXITED HIGH ON % AT %-
(2)',
ROUTCDE=2,                                ROUTING CODE-
DESC=5,                                    DESCRIPTOR CODE-
SUPP=NEVER,                               SUPPRESSION CODE-
OPT=NOBLKSUP                             MESSAGE PROCESSING OPTIONS
USSMSG MSG=IST2234I,                       MESSAGE ID-
TEXT='IST2234I  MESSAGE TRIGGER: TCPNAME = %',
ROUTCDE=2,                                ROUTING CODE-
DESC=5,                                    DESCRIPTOR CODE-
SUPP=NORM,                                SUPPRESSION CODE-
OPT=BLKSUP                               MESSAGE PROCESSING OPTIONS
USSMSG MSG=IST2235I,                       MESSAGE ID-
TEXT='IST2235I  REMOTE DUMP FOR XCF LINK INOP: %',
ROUTCDE=2,                                ROUTING CODE-
DESC=5,                                    DESCRIPTOR CODE-
SUPP=NORM,                                SUPPRESSION CODE-
OPT=BLKSUP                               MESSAGE PROCESSING OPTIONS
USSMSG MSG=IST2236I,                       MESSAGE ID-
TEXT='IST2236I  LAST NLP RETRANSMITTED ON % AT %(2)',
ROUTCDE=2,                                ROUTING CODE-
DESC=5,                                    DESCRIPTOR CODE-
SUPP=NEVER,                               SUPPRESSION CODE-
OPT=BLKSUP                               MESSAGE PROCESSING OPTIONS
USSMSG MSG=IST2237I,                       MESSAGE ID-
TEXT='IST2237I  % CURRENTLY REPRESENTS A LIMITED RESOURCE-
',
ROUTCDE=2,                                ROUTING CODE-
DESC=5,                                    DESCRIPTOR CODE-
SUPP=NEVER,                               SUPPRESSION CODE-
OPT=BLKSUP                               MESSAGE PROCESSING OPTIONS
USSMSG MSG=IST2238I,                       MESSAGE ID-
TEXT='IST2238I  DISCNT = % - FINAL USE = %(2)',
ROUTCDE=2,                                ROUTING CODE-
DESC=5,                                    DESCRIPTOR CODE-
SUPP=NEVER,                               SUPPRESSION CODE-
OPT=BLKSUP                               MESSAGE PROCESSING OPTIONS
USSMSG MSG=IST2239I,                       MESSAGE ID-
TEXT='IST2239I  PATH SWITCH REASON: MNPS ENDPOINT RECOVER-
Y',
ROUTCDE=2,                                ROUTING CODE-
DESC=5,                                    DESCRIPTOR CODE-
SUPP=NEVER,                               SUPPRESSION CODE-
OPT=NOBLKSUP                             MESSAGE PROCESSING OPTIONS
USSMSG MSG=IST2240I,                       MESSAGE ID-
TEXT='IST2240I  SENSE TRIGGER: TCPNAME = %',
ROUTCDE=2,                                ROUTING CODE-
DESC=5,                                    DESCRIPTOR CODE-
SUPP=NORM,                                SUPPRESSION CODE-

```

OPT=BLKSUP	MESSAGE PROCESSING OPTIONS
USSMSG MSG=IST2241I,	MESSAGE ID-
TEXT='IST2241I	-
TIME ISL',	-
ROUTCDE=2,	ROUTING CODE-
DESC=5,	DESCRIPTOR CODE-
SUPP=NEVER,	SUPPRESSION CODE-
OPT=NOBLKSUP	MESSAGE PROCESSING OPTIONS
USSMSG MSG=IST2242I,	MESSAGE ID-
TEXT='IST2242I SIGMCNTO = % SIGMCNT = %(2)',	-
ROUTCDE=2,	ROUTING CODE-
DESC=5,	DESCRIPTOR CODE-
SUPP=NEVER,	SUPPRESSION CODE-
OPT=NOBLKSUP	MESSAGE PROCESSING OPTIONS
USSMSG MSG=IST2243I,	MESSAGE ID-
TEXT='IST2243I CP-CP SESSION WITH % ENDING DUE TO MAXLOC-	-
AT',	-
ROUTCDE=2,	ROUTING CODE-
DESC=4,	DESCRIPTOR CODE-
SUPP=SER,	SUPPRESSION CODE-
OPT=BLKSUP	MESSAGE PROCESSING OPTIONS
USSMSG MSG=IST2244I,	MESSAGE ID-
TEXT='IST2244I HPRDIAG DISPLAY ISSUED ON % AT %(2)',	-
ROUTCDE=2,	ROUTING CODE-
DESC=5,	DESCRIPTOR CODE-
SUPP=NEVER,	SUPPRESSION CODE-
OPT=BLKSUP	MESSAGE PROCESSING OPTIONS
USSMSG MSG=IST2245I,	MESSAGE ID-
TEXT='IST2245I XMIT STALL DETECTED FOR RTP % TO %(2)',	-
ROUTCDE=2,	ROUTING CODE-
DESC=4,	DESCRIPTOR CODE-
SUPP=WARN,	SUPPRESSION CODE-
OPT=BLKSUP	MESSAGE PROCESSING OPTIONS
USSMSG MSG=IST2246I,	MESSAGE ID-
TEXT='IST2246I XMIT STALL CONTINUES FOR RTP % TO %(2)',	-
ROUTCDE=2,	ROUTING CODE-
DESC=4,	DESCRIPTOR CODE-
SUPP=NEVER,	SUPPRESSION CODE-
OPT=BLKSUP	MESSAGE PROCESSING OPTIONS
USSMSG MSG=IST2247I,	MESSAGE ID-
TEXT='IST2247I XMIT STALL ALLEVIATED FOR RTP % TO %(2)',	-
ROUTCDE=2,	ROUTING CODE-
DESC=4,	DESCRIPTOR CODE-
SUPP=NEVER,	SUPPRESSION CODE-
OPT=BLKSUP	MESSAGE PROCESSING OPTIONS
USSMSG MSG=IST2248I,	MESSAGE ID-
TEXT='IST2248I ALL DIAGNOSTIC COUNTERS CLEARED FOR % RTP-	-
PIPES',	-
ROUTCDE=2,	ROUTING CODE-
DESC=5,	DESCRIPTOR CODE-
SUPP=NEVER,	SUPPRESSION CODE-
OPT=BLKSUP	MESSAGE PROCESSING OPTIONS
USSMSG MSG=IST2249I,	MESSAGE ID-
TEXT='IST2249I NLP RETRANSMIT RATE = %',	-
ROUTCDE=2,	ROUTING CODE-
DESC=5,	DESCRIPTOR CODE-
SUPP=NEVER,	SUPPRESSION CODE-
OPT=BLKSUP	MESSAGE PROCESSING OPTIONS
USSMSG MSG=IST2250I,	MESSAGE ID-
TEXT='IST2250I ALL DIAGNOSTIC COUNTERS CLEARED ON % AT %-	-
(2)',	-
ROUTCDE=2,	ROUTING CODE-
DESC=5,	DESCRIPTOR CODE-
SUPP=NEVER,	SUPPRESSION CODE-
OPT=BLKSUP	MESSAGE PROCESSING OPTIONS
USSMSG MSG=IST2251I,	MESSAGE ID-
TEXT='IST2251I AUTHORIZED NETID LIST FOR BORDER NODE SEA-	-
RCHING:',	-
ROUTCDE=2,	ROUTING CODE-
DESC=5,	DESCRIPTOR CODE-
SUPP=NEVER,	SUPPRESSION CODE-
OPT=NOBLKSUP	MESSAGE PROCESSING OPTIONS
USSMSG MSG=IST2252I,	MESSAGE ID-
TEXT='IST2252I % %(2) %(3) %(4) %(5) %(6)',	-
ROUTCDE=2,	ROUTING CODE-
DESC=5,	DESCRIPTOR CODE-
SUPP=NEVER,	SUPPRESSION CODE-
OPT=NOBLKSUP	MESSAGE PROCESSING OPTIONS
USSMSG MSG=IST2253I,	MESSAGE ID-
TEXT='IST2253I HPRSTALL TIME EXCEEDED FOR RTP % TO %(2)',	-
,ROUTCDE=2,	ROUTING CODE-
DESC=4,	DESCRIPTOR CODE-

```

SUPP=WARN, SUPPRESSION CODE-
OPT=BLKSUP MESSAGE PROCESSING OPTIONS
USSMSG MSG=IST2254I, MESSAGE ID-
TEXT='IST2254I TOPOLOGY RESOURCE ERROR FOR NODE: ID = %'-
,ROUTCDE=(2,10), ROUTING CODE-
DESC=4, DESCRIPTOR CODE-
SUPP=WARN, SUPPRESSION CODE-
OPT=BLKSUP MESSAGE PROCESSING OPTIONS
USSMSG MSG=IST2255I, MESSAGE ID-
TEXT='IST2255I TOPOLOGY RESOURCE ERROR FOR TG: TGN = %',-
ROUTCDE=(2,10), ROUTING CODE-
DESC=4, DESCRIPTOR CODE-
SUPP=WARN, SUPPRESSION CODE-
OPT=BLKSUP MESSAGE PROCESSING OPTIONS
USSMSG MSG=IST2256I, MESSAGE ID-
TEXT='IST2256I ORIG = % - DEST = %(2)',-
ROUTCDE=(2,10), ROUTING CODE-
DESC=4, DESCRIPTOR CODE-
SUPP=WARN, SUPPRESSION CODE-
OPT=BLKSUP MESSAGE PROCESSING OPTIONS
USSMSG MSG=IST2257I, MESSAGE ID-
TEXT='IST2257I CSDUMP MUST BE FOLLOWED BY MESSAGE OR SEN-
SE OPERAND',-
ROUTCDE=2, ROUTING CODE-
DESC=5, DESCRIPTOR CODE-
SUPP=NEVER, SUPPRESSION CODE-
OPT=NOBLKSUP MESSAGE PROCESSING OPTIONS
USSMSG MSG=IST2258I, MESSAGE ID-
TEXT='IST2258I % CAN ONLY BE SPECIFIED AFTER CSDUMP OPTI-
ON',-
ROUTCDE=2, ROUTING CODE-
DESC=5, DESCRIPTOR CODE-
SUPP=NEVER, SUPPRESSION CODE-
OPT=BLKSUP MESSAGE PROCESSING OPTIONS
USSMSG MSG=IST2259I, MESSAGE ID-
TEXT='IST2259I % OPERAND MUST BE SPECIFIED AFTER %(2)',-
ROUTCDE=2, ROUTING CODE-
DESC=5, DESCRIPTOR CODE-
SUPP=NEVER, SUPPRESSION CODE-
OPT=BLKSUP MESSAGE PROCESSING OPTIONS
USSMSG MSG=IST2260I, MESSAGE ID-
TEXT='IST2260I CSDUMP % OPERAND VALUE %(2) IS NOT VALID'-
,ROUTCDE=2, ROUTING CODE-
DESC=5, DESCRIPTOR CODE-
SUPP=NEVER, SUPPRESSION CODE-
OPT=BLKSUP MESSAGE PROCESSING OPTIONS
USSMSG MSG=IST2261I, MESSAGE ID-
TEXT='IST2261I CSDUMP MESSAGE OPERAND HAS TOO MANY VALUE-
S',-
ROUTCDE=2, ROUTING CODE-
DESC=5, DESCRIPTOR CODE-
SUPP=NEVER, SUPPRESSION CODE-
OPT=NOBLKSUP MESSAGE PROCESSING OPTIONS
USSMSG MSG=IST2262I, MESSAGE ID-
TEXT='IST2262I REMOTE OPERAND NOT VALID WITH CSDUMP MESS-
AGE %',-
ROUTCDE=2, ROUTING CODE-
DESC=5, DESCRIPTOR CODE-
SUPP=NEVER, SUPPRESSION CODE-
OPT=BLKSUP MESSAGE PROCESSING OPTIONS
USSMSG MSG=IST2263I, MESSAGE ID-
TEXT='IST2263I PORTNAME = % PORTNUM = %(2) OSA CODE -
LEVEL = %(3)',-
ROUTCDE=2, ROUTING CODE-
DESC=5, DESCRIPTOR CODE-
SUPP=NEVER, SUPPRESSION CODE-
OPT=NOBLKSUP MESSAGE PROCESSING OPTIONS
USSMSG MSG=IST2264I, MESSAGE ID-
TEXT='IST2264I CSDUMP OPTION SPECIFIED MULTIPLE TRIGGERS-
',-
ROUTCDE=2, ROUTING CODE-
DESC=5, DESCRIPTOR CODE-
SUPP=NEVER, SUPPRESSION CODE-
OPT=NOBLKSUP MESSAGE PROCESSING OPTIONS
USSMSG MSG=IST2265I, MESSAGE ID-
TEXT='IST2265I % %(2) FAILED FOR %(3) CODE = %(4) REASON-
= %(5)',-
ROUTCDE=2, ROUTING CODE-
DESC=5, DESCRIPTOR CODE-
SUPP=INFO, SUPPRESSION CODE-
OPT=BLKSUP MESSAGE PROCESSING OPTIONS
USSMSG MSG=IST2266I, MESSAGE ID-

```

```

TEXT='IST2266I STORAGE POOL % AT PAGE ALLOCATION LIMIT', -
ROUTCDE=2, ROUTING CODE-
DESC=6, DESCRIPTOR CODE-
SUPP=NEVER, SUPPRESSION CODE-
OPT=BLKSUP MESSAGE PROCESSING OPTIONS
USSMSG MSG=IST2267I, MESSAGE ID-
TEXT='IST2267I RTP PACING ALGORITHM = ARB PROGRESSIVE MO-
DE', -
ROUTCDE=2, ROUTING CODE-
DESC=5, DESCRIPTOR CODE-
SUPP=NEVER, SUPPRESSION CODE-
OPT=NOBLKSUP MESSAGE PROCESSING OPTIONS
USSMSG MSG=IST2268I, MESSAGE ID-
TEXT='IST2268I NUMBER OF BYTES ON WAITING-FOR-ACK QUEUE -
= %', -
ROUTCDE=2, ROUTING CODE-
DESC=5, DESCRIPTOR CODE-
SUPP=NEVER, SUPPRESSION CODE-
OPT=BLKSUP MESSAGE PROCESSING OPTIONS
USSMSG MSG=IST2269I, MESSAGE ID-
TEXT='IST2269I MAXIMUM NUMBER OF BYTES ON WAITING-FOR-AC-
K QUEUE = %', -
ROUTCDE=2, ROUTING CODE-
DESC=5, DESCRIPTOR CODE-
SUPP=NEVER, SUPPRESSION CODE-
OPT=BLKSUP MESSAGE PROCESSING OPTIONS
USSMSG MSG=IST2270I, MESSAGE ID-
TEXT='IST2270I %', -
ROUTCDE=2, ROUTING CODE-
DESC=5, DESCRIPTOR CODE-
SUPP=NEVER, SUPPRESSION CODE-
OPT=NOBLKSUP MESSAGE PROCESSING OPTIONS
USSMSG MSG=IST2271I, MESSAGE ID-
TEXT='IST2271I PATH SWITCH DELAY = %', -
ROUTCDE=2, ROUTING CODE-
DESC=5, DESCRIPTOR CODE-
SUPP=NEVER, SUPPRESSION CODE-
OPT=BLKSUP MESSAGE PROCESSING OPTIONS
USSMSG MSG=IST2272I, MESSAGE ID-
TEXT='IST2272I PATH SWITCH DELAYED UNTIL % AT %(2)', -
ROUTCDE=2, ROUTING CODE-
DESC=5, DESCRIPTOR CODE-
SUPP=NEVER, SUPPRESSION CODE-
OPT=BLKSUP MESSAGE PROCESSING OPTIONS
USSMSG MSG=IST2273E, MESSAGE ID-
TEXT='IST2273E PACKETS DISCARDED FOR % - READ QUEUE CONG-
ESTION', -
ROUTCDE=2, ROUTING CODE-
DESC=11, DESCRIPTOR CODE-
SUPP=NEVER, SUPPRESSION CODE-
OPT=BLKSUP MESSAGE PROCESSING OPTIONS
USSMSG MSG=IST2274I, MESSAGE ID-
TEXT='IST2274I TDU DIAGNOSTIC SUMMARY:', -
ROUTCDE=2, ROUTING CODE-
DESC=5, DESCRIPTOR CODE-
SUPP=NEVER, SUPPRESSION CODE-
OPT=NOBLKSUP MESSAGE PROCESSING OPTIONS
USSMSG MSG=IST2275I, MESSAGE ID-
TEXT='IST2275I TDU INFORMATION SINCE LAST RESET ON % AT -
%(2)', -
ROUTCDE=2, ROUTING CODE-
DESC=5, DESCRIPTOR CODE-
SUPP=NEVER, SUPPRESSION CODE-
OPT=BLKSUP MESSAGE PROCESSING OPTIONS
USSMSG MSG=IST2276I, MESSAGE ID-
TEXT='IST2276I NO CORRUPTION OF TOPOLOGY CONTROL VECTORS-
DETECTED', -
ROUTCDE=2, ROUTING CODE-
DESC=5, DESCRIPTOR CODE-
SUPP=NEVER, SUPPRESSION CODE-
OPT=NOBLKSUP MESSAGE PROCESSING OPTIONS
USSMSG MSG=IST2277I, MESSAGE ID-
TEXT='IST2277I POSSIBLE CORRUPTION OF TOPOLOGY CONTROL V-
ECTORS DETECTED', -
ROUTCDE=2, ROUTING CODE-
DESC=5, DESCRIPTOR CODE-
SUPP=NEVER, SUPPRESSION CODE-
OPT=NOBLKSUP MESSAGE PROCESSING OPTIONS
USSMSG MSG=IST2278I, MESSAGE ID-
TEXT='IST2278I SINCE VTAM START ON % AT %(2)', -
ROUTCDE=2, ROUTING CODE-
DESC=5, DESCRIPTOR CODE-

```

	SUPP=NEVER,		SUPPRESSION CODE-
	OPT=NOBLKSUP		MESSAGE PROCESSING OPTIONS
USSMSG	MSG=IST2279I,		MESSAGE ID-
	TEXT='IST2279I CP NAME	DESTINATION CP	TGN -
	TIME DETECTED',		-
	ROUTCDE=2,		ROUTING CODE-
	DESC=5,		DESCRIPTOR CODE-
	SUPP=NEVER,		SUPPRESSION CODE-
	OPT=NOBLKSUP		MESSAGE PROCESSING OPTIONS
USSMSG	MSG=IST2280I,		MESSAGE ID-
	TEXT='IST2280I % (2) % (3) % (4) % (5)',		-
	ROUTCDE=2,		ROUTING CODE-
	DESC=5,		DESCRIPTOR CODE-
	SUPP=NEVER,		SUPPRESSION CODE-
	OPT=NOBLKSUP		MESSAGE PROCESSING OPTIONS
USSMSG	MSG=IST2281I,		MESSAGE ID-
	TEXT='IST2281I LAST TDU SENT - % (2)',		-
	ROUTCDE=2,		ROUTING CODE-
	DESC=5,		DESCRIPTOR CODE-
	SUPP=NEVER,		SUPPRESSION CODE-
	OPT=BLKSUP		MESSAGE PROCESSING OPTIONS
USSMSG	MSG=IST2282I,		MESSAGE ID-
	TEXT='IST2282I TDU COUNTS:',		-
	ROUTCDE=2,		ROUTING CODE-
	DESC=5,		DESCRIPTOR CODE-
	SUPP=NEVER,		SUPPRESSION CODE-
	OPT=NOBLKSUP		MESSAGE PROCESSING OPTIONS
USSMSG	MSG=IST2283I,		MESSAGE ID-
	TEXT='IST2283I NO TDUDIAG RSN UPDATES EXIST',		-
	ROUTCDE=2,		ROUTING CODE-
	DESC=5,		DESCRIPTOR CODE-
	SUPP=NEVER,		SUPPRESSION CODE-
	OPT=NOBLKSUP		MESSAGE PROCESSING OPTIONS
USSMSG	MSG=IST2284I,		MESSAGE ID-
	TEXT='IST2284I FOR THE FOLLOWING NODES AND TGS',		-
	ROUTCDE=2,		ROUTING CODE-
	DESC=5,		DESCRIPTOR CODE-
	SUPP=NEVER,		SUPPRESSION CODE-
	OPT=NOBLKSUP		MESSAGE PROCESSING OPTIONS
USSMSG	MSG=IST2285I,		MESSAGE ID-
	TEXT='IST2285I TDUS SENT BETWEEN % (2) - % (3) % (4)',		-
	ROUTCDE=2,		ROUTING CODE-
	DESC=5,		DESCRIPTOR CODE-
	SUPP=NEVER,		SUPPRESSION CODE-
	OPT=BLKSUP		MESSAGE PROCESSING OPTIONS
USSMSG	MSG=IST2286I,		MESSAGE ID-
	TEXT='IST2286I TDUS RECEIVED:',		-
	ROUTCDE=2,		ROUTING CODE-
	DESC=5,		DESCRIPTOR CODE-
	SUPP=NEVER,		SUPPRESSION CODE-
	OPT=NOBLKSUP		MESSAGE PROCESSING OPTIONS
USSMSG	MSG=IST2287I,		MESSAGE ID-
	TEXT='IST2287I TDUS SENT:',		-
	ROUTCDE=2,		ROUTING CODE-
	DESC=5,		DESCRIPTOR CODE-
	SUPP=NEVER,		SUPPRESSION CODE-
	OPT=NOBLKSUP		MESSAGE PROCESSING OPTIONS
USSMSG	MSG=IST2288I,		MESSAGE ID-
	TEXT='IST2288I CP NAME	RSN	DESTINATION CP-
	TGN SENT REC',		-
	ROUTCDE=2,		ROUTING CODE-
	DESC=5,		DESCRIPTOR CODE-
	SUPP=NEVER,		SUPPRESSION CODE-
	OPT=NOBLKSUP		MESSAGE PROCESSING OPTIONS
USSMSG	MSG=IST2289I,		MESSAGE ID-
	TEXT='IST2289I RESOURCE SEQUENCE NUMBERS UPDATED BY THIS-		-
	NODE:',		-
	ROUTCDE=2,		ROUTING CODE-
	DESC=5,		DESCRIPTOR CODE-
	SUPP=NEVER,		SUPPRESSION CODE-
	OPT=NOBLKSUP		MESSAGE PROCESSING OPTIONS
USSMSG	MSG=IST2290I,		MESSAGE ID-
	TEXT='IST2290I TDUDIAG START OPTION = %',		-
	ROUTCDE=2,		ROUTING CODE-
	DESC=5,		DESCRIPTOR CODE-
	SUPP=NEVER,		SUPPRESSION CODE-
	OPT=BLKSUP		MESSAGE PROCESSING OPTIONS
USSMSG	MSG=IST2291I,		MESSAGE ID-
	TEXT='IST2291I UPDATED = %',		-
	ROUTCDE=2,		ROUTING CODE-
	DESC=5,		DESCRIPTOR CODE-
	SUPP=NEVER,		SUPPRESSION CODE-

OPT=NOBLKSUP	MESSAGE PROCESSING OPTIONS
USSMSG MSG=IST2292I,	MESSAGE ID-
TEXT='IST2292I CP NAME	RSN DESTINATION CP-
TGN UPDATED',	-
ROUTCDE=2,	ROUTING CODE-
DESC=5,	DESCRIPTOR CODE-
SUPP=NEVER,	SUPPRESSION CODE-
OPT=NOBLKSUP	MESSAGE PROCESSING OPTIONS
USSMSG MSG=IST2293I,	MESSAGE ID-
TEXT='IST2293I % (2) % (3) % (4) % (5)',	-
ROUTCDE=2,	ROUTING CODE-
DESC=5,	DESCRIPTOR CODE-
SUPP=NEVER,	SUPPRESSION CODE-
OPT=NOBLKSUP	MESSAGE PROCESSING OPTIONS
USSMSG MSG=IST2294I,	MESSAGE ID-
TEXT='IST2294I TDUDIAG RSN UPDATES:',	-
ROUTCDE=2,	ROUTING CODE-
DESC=5,	DESCRIPTOR CODE-
SUPP=NEVER,	SUPPRESSION CODE-
OPT=NOBLKSUP	MESSAGE PROCESSING OPTIONS
USSMSG MSG=IST2295I,	MESSAGE ID-
TEXT='IST2295I	TIME HEX RSN HE-
X RSN',	-
ROUTCDE=2,	ROUTING CODE-
DESC=5,	DESCRIPTOR CODE-
SUPP=NEVER,	SUPPRESSION CODE-
OPT=NOBLKSUP	MESSAGE PROCESSING OPTIONS
USSMSG MSG=IST2296I,	MESSAGE ID-
TEXT='IST2296I CP NAME	UPDATED BEFORE AF-
TER REASON',	-
ROUTCDE=2,	ROUTING CODE-
DESC=5,	DESCRIPTOR CODE-
SUPP=NEVER,	SUPPRESSION CODE-
OPT=NOBLKSUP	MESSAGE PROCESSING OPTIONS
USSMSG MSG=IST2297I,	MESSAGE ID-
TEXT='IST2297I % (2) % (3) % (4) % (5)',	-
ROUTCDE=2,	ROUTING CODE-
DESC=5,	DESCRIPTOR CODE-
SUPP=NEVER,	SUPPRESSION CODE-
OPT=NOBLKSUP	MESSAGE PROCESSING OPTIONS
USSMSG MSG=IST2298I,	MESSAGE ID-
TEXT='IST2298I TDUDIAG THRESHOLD REACHED FOR NODE: ID =	-
%,	-
ROUTCDE=(2,8),	ROUTING CODE-
DESC=11,	DESCRIPTOR CODE-
SUPP=NEVER,	SUPPRESSION CODE-
OPT=BLKSUP	MESSAGE PROCESSING OPTIONS
USSMSG MSG=IST2299I,	MESSAGE ID-
TEXT='IST2299I TDUDIAG THRESHOLD REACHED FOR TG: TGN = %	-
,	-
ROUTCDE=(2,8),	ROUTING CODE-
DESC=11,	DESCRIPTOR CODE-
SUPP=NEVER,	SUPPRESSION CODE-
OPT=BLKSUP	MESSAGE PROCESSING OPTIONS
USSMSG MSG=IST2300I,	MESSAGE ID-
TEXT='IST2300I RECEIVED FROM: %',	-
ROUTCDE=2,	ROUTING CODE-
DESC=5,	DESCRIPTOR CODE-
SUPP=NEVER,	SUPPRESSION CODE-
OPT=NOBLKSUP	MESSAGE PROCESSING OPTIONS
USSMSG MSG=IST2301I,	MESSAGE ID-
TEXT='IST2301I % OF % (2) TOPOLOGY RESOURCES DISPLAYED',	-
ROUTCDE=2,	ROUTING CODE-
DESC=5,	DESCRIPTOR CODE-
SUPP=NEVER,	SUPPRESSION CODE-
OPT=BLKSUP	MESSAGE PROCESSING OPTIONS
USSMSG MSG=IST2302I,	MESSAGE ID-
TEXT='IST2302I MODEL % IS THE BEST ACTIVE MATCH FOR % (2)-	-
,	-
ROUTCDE=2,	ROUTING CODE-
DESC=5,	DESCRIPTOR CODE-
SUPP=NEVER,	SUPPRESSION CODE-
OPT=BLKSUP	MESSAGE PROCESSING OPTIONS
USSMSG MSG=IST2303I,	MESSAGE ID-
TEXT='IST2303I THERE IS NO ACTIVE MODEL MATCH FOR %',	-
ROUTCDE=2,	ROUTING CODE-
DESC=5,	DESCRIPTOR CODE-
SUPP=NEVER,	SUPPRESSION CODE-
OPT=BLKSUP	MESSAGE PROCESSING OPTIONS
USSMSG MSG=IST2304I,	MESSAGE ID-
TEXT='IST2304I % ALREADY EXISTS, TYPE = % (2)',	-
ROUTCDE=2,	ROUTING CODE-

```

DESC=5,                                DESCRIPTOR CODE-
SUPP=NEVER,                            SUPPRESSION CODE-
OPT=BLKSUP                             MESSAGE PROCESSING OPTIONS
USSMSG MSG=IST2305I,                   MESSAGE ID-
TEXT='IST2305I NUMBER OF DISCARDED INBOUND READ BUFFERS -
= %',
ROUTCDE=2,                             ROUTING CODE-
DESC=5,                                DESCRIPTOR CODE-
SUPP=NEVER,                            SUPPRESSION CODE-
OPT=BLKSUP                             MESSAGE PROCESSING OPTIONS
USSMSG MSG=IST2306I,                   MESSAGE ID-
TEXT='IST2306I TDU DIAGNOSTIC INFORMATION FOR NODE: ID =
%',
ROUTCDE=2,                             ROUTING CODE-
DESC=5,                                DESCRIPTOR CODE-
SUPP=NEVER,                            SUPPRESSION CODE-
OPT=BLKSUP                             MESSAGE PROCESSING OPTIONS
USSMSG MSG=IST2307I,                   MESSAGE ID-
TEXT='IST2307I THIS NODE DOES NOT SUPPORT UNKNOWN TOPOLO-
GY VECTORS',
ROUTCDE=2,                             ROUTING CODE-
DESC=5,                                DESCRIPTOR CODE-
SUPP=NEVER,                            SUPPRESSION CODE-
OPT=NOBLKSUP                           MESSAGE PROCESSING OPTIONS
USSMSG MSG=IST2308I,                   MESSAGE ID-
TEXT='IST2308I THAT HAVE SAVED TDUDIAG RSN UPDATES',
ROUTCDE=2,                             ROUTING CODE-
DESC=5,                                DESCRIPTOR CODE-
SUPP=NEVER,                            SUPPRESSION CODE-
OPT=NOBLKSUP                           MESSAGE PROCESSING OPTIONS
USSMSG MSG=IST2309I,                   MESSAGE ID-
TEXT='IST2309I ACCELERATED ROUTING ENABLED',
ROUTCDE=2,                             ROUTING CODE-
DESC=5,                                DESCRIPTOR CODE-
SUPP=NEVER,                            SUPPRESSION CODE-
OPT=NOBLKSUP                           MESSAGE PROCESSING OPTIONS
USSMSG MSG=IST2310I,                   MESSAGE ID-
TEXT='IST2310I ACCELERATED ROUTING DISABLED',
ROUTCDE=2,                             ROUTING CODE-
DESC=5,                                DESCRIPTOR CODE-
SUPP=NEVER,                            SUPPRESSION CODE-
OPT=NOBLKSUP                           MESSAGE PROCESSING OPTIONS
USSMSG MSG=IST2311I,                   MESSAGE ID-
TEXT='IST2311I TDU DIAGNOSTIC INFORMATION FOR TG: TGN =
%',
ROUTCDE=2,                             ROUTING CODE-
DESC=5,                                DESCRIPTOR CODE-
SUPP=NEVER,                            SUPPRESSION CODE-
OPT=BLKSUP                             MESSAGE PROCESSING OPTIONS
USSMSG MSG=IST2312I,                   MESSAGE ID-
TEXT='IST2312I CURRENT RSN = % - HEX RSN = %(2)',
ROUTCDE=2,                             ROUTING CODE-
DESC=5,                                DESCRIPTOR CODE-
SUPP=NEVER,                            SUPPRESSION CODE-
OPT=BLKSUP                             MESSAGE PROCESSING OPTIONS
USSMSG MSG=IST2313I,                   MESSAGE ID-
TEXT='IST2313I TOTAL RSN UPDATES BY LOCAL HOST NODE = %'-
,ROUTCDE=2,                             ROUTING CODE-
DESC=5,                                DESCRIPTOR CODE-
SUPP=NEVER,                            SUPPRESSION CODE-
OPT=BLKSUP                             MESSAGE PROCESSING OPTIONS
USSMSG MSG=IST2314I,                   MESSAGE ID-
TEXT='IST2314I % OF %(2) RSN UPDATES DISPLAYED',
ROUTCDE=2,                             ROUTING CODE-
DESC=5,                                DESCRIPTOR CODE-
SUPP=NEVER,                            SUPPRESSION CODE-
OPT=BLKSUP                             MESSAGE PROCESSING OPTIONS
USSMSG MSG=IST2315I,                   MESSAGE ID-
TEXT='IST2315I LAST TDU SENT - NONE',
ROUTCDE=2,                             ROUTING CODE-
DESC=5,                                DESCRIPTOR CODE-
SUPP=NEVER,                            SUPPRESSION CODE-
OPT=NOBLKSUP                           MESSAGE PROCESSING OPTIONS
USSMSG MSG=IST2316I,                   MESSAGE ID-
TEXT='IST2316I EARLYINO = % EARLYINT = %(2)',
ROUTCDE=2,                             ROUTING CODE-
DESC=5,                                DESCRIPTOR CODE-
SUPP=NEVER,                            SUPPRESSION CODE-
OPT=NOBLKSUP                           MESSAGE PROCESSING OPTIONS
USSMSG MSG=IST2317I,                   MESSAGE ID-
TEXT='IST2317I ULPRETUO = % ULPRETU = %(2)',
ROUTCDE=2,                             ROUTING CODE-

```

DESC=5,	DESCRIPTOR CODE-
SUPP=NEVER,	SUPPRESSION CODE-
OPT=NOBLKSUP	MESSAGE PROCESSING OPTIONS
USSMSG MSG=IST2318I,	MESSAGE ID-
TEXT='IST2318I UNABLE TO OPEN % - NETWORK ADDRESS LIMIT	-
REACHED',	-
ROUTCDE=2,	ROUTING CODE-
DESC=5,	DESCRIPTOR CODE-
SUPP=WARN,	SUPPRESSION CODE-
OPT=BLKSUP	MESSAGE PROCESSING OPTIONS
USSMSG MSG=IST2319I,	MESSAGE ID-
TEXT='IST2319I PHYSICAL CHANNEL ID = %',	-
ROUTCDE=2,	ROUTING CODE-
DESC=5,	DESCRIPTOR CODE-
SUPP=NEVER,	SUPPRESSION CODE-
OPT=NOBLKSUP	MESSAGE PROCESSING OPTIONS
USSMSG MSG=IST2320I,	MESSAGE ID-
TEXT='IST2320I WTOR % FROM CONSOLE %(2) DELETED DUE TO V-	-
TAM HALT',	-
ROUTCDE=2,	ROUTING CODE-
DESC=(7,12),	DESCRIPTOR CODE-
SUPP=NEVER,	SUPPRESSION CODE-
OPT=BLKSUP	MESSAGE PROCESSING OPTIONS
USSMSG MSG=IST2321I,	MESSAGE ID-
TEXT='IST2321I TDUDIAG VALUE MUST BE NUMERIC, ''ALWAYS''-	-
, OR ''NEVER''',	-
ROUTCDE=2,	ROUTING CODE-
DESC=5,	DESCRIPTOR CODE-
SUPP=NEVER,	SUPPRESSION CODE-
OPT=NOBLKSUP	MESSAGE PROCESSING OPTIONS
USSMSG MSG=IST2322I,	MESSAGE ID-
TEXT='IST2322I WTOR % FROM POA %(2) DELETED DUE TO VTAM	-
HALT',	-
ROUTCDE=2,	ROUTING CODE-
DESC=(7,12),	DESCRIPTOR CODE-
SUPP=NEVER,	SUPPRESSION CODE-
OPT=BLKSUP	MESSAGE PROCESSING OPTIONS
USSMSG MSG=IST2323E,	MESSAGE ID-
TEXT='IST2323E EE HEALTH VERIFICATION FAILED FOR ONE OR	-
MORE CONNECTIONS',	-
ROUTCDE=2,	ROUTING CODE-
DESC=11,	DESCRIPTOR CODE-
SUPP=NEVER,	SUPPRESSION CODE-
OPT=NOBLKSUP	MESSAGE PROCESSING OPTIONS
USSMSG MSG=IST2324I,	MESSAGE ID-
TEXT='IST2324I EE HEALTH VERIFICATION: FAILED CONNECTION-	-
INFORMATION',	-
ROUTCDE=2,	ROUTING CODE-
DESC=5,	DESCRIPTOR CODE-
SUPP=NEVER,	SUPPRESSION CODE-
OPT=NOBLKSUP	MESSAGE PROCESSING OPTIONS
USSMSG MSG=IST2325I,	MESSAGE ID-
TEXT='IST2325I LINE % PU %(2) ON %(3) AT %(4)',	-
ROUTCDE=2,	ROUTING CODE-
DESC=5,	DESCRIPTOR CODE-
SUPP=NEVER,	SUPPRESSION CODE-
OPT=BLKSUP	MESSAGE PROCESSING OPTIONS
USSMSG MSG=IST2326I,	MESSAGE ID-
TEXT='IST2326I EE HEALTH VERIFICATION TOTAL CONNECTION F-	-
AILURES = %',	-
ROUTCDE=2,	ROUTING CODE-
DESC=5,	DESCRIPTOR CODE-
SUPP=NEVER,	SUPPRESSION CODE-
OPT=BLKSUP	MESSAGE PROCESSING OPTIONS
USSMSG MSG=IST2327I,	MESSAGE ID-
TEXT='IST2327I EE HEALTH VERIFICATION OPTION - EEVERIFY	-
= % MINUTES',	-
ROUTCDE=2,	ROUTING CODE-
DESC=5,	DESCRIPTOR CODE-
SUPP=NEVER,	SUPPRESSION CODE-
OPT=BLKSUP	MESSAGE PROCESSING OPTIONS
USSMSG MSG=IST2328I,	MESSAGE ID-
TEXT='IST2328I EE HEALTH VERIFICATION FAILED ON % AT %(2-	-
)',	-
ROUTCDE=2,	ROUTING CODE-
DESC=5,	DESCRIPTOR CODE-
SUPP=NEVER,	SUPPRESSION CODE-
OPT=BLKSUP	MESSAGE PROCESSING OPTIONS
USSMSG MSG=IST2329I,	MESSAGE ID-
TEXT='IST2329I EE HEALTH VERIFICATION SUCCESSFUL ON % AT	-
%(2)',	-
ROUTCDE=2,	ROUTING CODE-

```

DESC=5,                                DESCRIPTOR CODE-
SUPP=NEVER,                            SUPPRESSION CODE-
OPT=BLKSUP                             MESSAGE PROCESSING OPTIONS
USSMSG MSG=IST2330I,                    MESSAGE ID-
TEXT='IST2330I EE HEALTH VERIFICATION FAILED FOR % AT %(-
2)',                                   -
ROUTCDE=2,                             ROUTING CODE-
DESC=5,                                DESCRIPTOR CODE-
SUPP=NEVER,                            SUPPRESSION CODE-
OPT=BLKSUP                             MESSAGE PROCESSING OPTIONS
USSMSG MSG=IST2331I,                    MESSAGE ID-
TEXT='IST2331I QUEUE    QUEUE    READ    QUEUE'-
,ROUTCDE=2,                             ROUTING CODE-
DESC=5,                                DESCRIPTOR CODE-
SUPP=NEVER,                            SUPPRESSION CODE-
OPT=NOBLKSUP                           MESSAGE PROCESSING OPTIONS
USSMSG MSG=IST2332I,                    MESSAGE ID-
TEXT='IST2332I ID        TYPE        STORAGE    STATUS-
',                                   -
ROUTCDE=2,                             ROUTING CODE-
DESC=5,                                DESCRIPTOR CODE-
SUPP=NEVER,                            SUPPRESSION CODE-
OPT=NOBLKSUP                           MESSAGE PROCESSING OPTIONS
USSMSG MSG=IST2333I,                    MESSAGE ID-
TEXT='IST2333I %    %(2)    %(3)    %(4)', -
ROUTCDE=2,                             ROUTING CODE-
DESC=5,                                DESCRIPTOR CODE-
SUPP=NEVER,                            SUPPRESSION CODE-
OPT=NOBLKSUP                           MESSAGE PROCESSING OPTIONS
USSMSG MSG=IST2334I,                    MESSAGE ID-
TEXT='IST2334I EEVERIFY MUST BE ''ACTIVATE'', ''NEVER'', -
OR A NUMERIC VALUE', -
ROUTCDE=2,                             ROUTING CODE-
DESC=5,                                DESCRIPTOR CODE-
SUPP=NEVER,                            SUPPRESSION CODE-
OPT=NOBLKSUP                           MESSAGE PROCESSING OPTIONS
USSMSG MSG=IST2335I,                    MESSAGE ID-
TEXT='IST2335I PATH SWITCH REASON: XMIT STALL RECOVERY', -
ROUTCDE=2,                             ROUTING CODE-
DESC=5,                                DESCRIPTOR CODE-
SUPP=NEVER,                            SUPPRESSION CODE-
OPT=NOBLKSUP                           MESSAGE PROCESSING OPTIONS
USSMSG MSG=IST2336I,                    MESSAGE ID-
TEXT='IST2336I    STALLED = %', -
ROUTCDE=2,                             ROUTING CODE-
DESC=5,                                DESCRIPTOR CODE-
SUPP=NEVER,                            SUPPRESSION CODE-
OPT=NOBLKSUP                           MESSAGE PROCESSING OPTIONS
USSMSG MSG=IST2337I,                    MESSAGE ID-
TEXT='IST2337I CHPID TYPE = %    CHPID = %(2) PNETID -
= %(3)', -
ROUTCDE=2,                             ROUTING CODE-
DESC=5,                                DESCRIPTOR CODE-
SUPP=NEVER,                            SUPPRESSION CODE-
OPT=NOBLKSUP                           MESSAGE PROCESSING OPTIONS
USSMSG MSG=IST2338I,                    MESSAGE ID-
TEXT='IST2338I NACPROBE MUST BE ''DUMP'', ''NODUMP'', OR -
A NUMERIC VALUE', -
ROUTCDE=2,                             ROUTING CODE-
DESC=5,                                DESCRIPTOR CODE-
SUPP=NEVER,                            SUPPRESSION CODE-
OPT=NOBLKSUP                           MESSAGE PROCESSING OPTIONS
USSMSG MSG=IST2339I,                    MESSAGE ID-
TEXT='IST2339I EE HEALTH VERIFICATION LAST SUCCESS ON % -
AT %(2)', -
ROUTCDE=2,                             ROUTING CODE-
DESC=5,                                DESCRIPTOR CODE-
SUPP=NEVER,                            SUPPRESSION CODE-
OPT=BLKSUP                             MESSAGE PROCESSING OPTIONS
USSMSG MSG=IST2340I,                    MESSAGE ID-
TEXT='IST2340I EE HEALTH VERIFICATION LAST FAILED ON % A -
T %(2)', -
ROUTCDE=2,                             ROUTING CODE-
DESC=5,                                DESCRIPTOR CODE-
SUPP=NEVER,                            SUPPRESSION CODE-
OPT=BLKSUP                             MESSAGE PROCESSING OPTIONS
USSMSG MSG=IST2341I,                    MESSAGE ID-
TEXT='IST2341I EE HEALTH VERIFICATION HAS NEVER FAILED F -
OR THIS CONNECTION', -
ROUTCDE=2,                             ROUTING CODE-
DESC=5,                                DESCRIPTOR CODE-
SUPP=NEVER,                            SUPPRESSION CODE-

```

```

      OPT=NOBLKSUP          MESSAGE PROCESSING OPTIONS
USSMSG MSG=IST2342I,          MESSAGE ID-
      TEXT='IST2342I EE HEALTH VERIFICATION NOT SUPPORTED BY %-
      ,
      ROUTCDE=2,              ROUTING CODE-
      DESC=5,                  DESCRIPTOR CODE-
      SUPP=INFO,              SUPPRESSION CODE-
      OPT=BLKSUP              MESSAGE PROCESSING OPTIONS
USSMSG MSG=IST2343I,          MESSAGE ID-
      TEXT='IST2343I EE HEALTH VERIFICATION NOT SUPPORTED BY R-
      EMOTE EE PARTNER',
      ROUTCDE=2,              ROUTING CODE-
      DESC=5,                  DESCRIPTOR CODE-
      SUPP=NEVER,             SUPPRESSION CODE-
      OPT=NOBLKSUP            MESSAGE PROCESSING OPTIONS
USSMSG MSG=IST2344I,          MESSAGE ID-
      TEXT='IST2344I NODE ROLE CHANGE FROM % TO %(2) FAILED - -
      SENSE: %(3)',
      ROUTCDE=(2,8),          ROUTING CODE-
      DESC=12,                 DESCRIPTOR CODE-
      SUPP=NEVER,             SUPPRESSION CODE-
      OPT=BLKSUP              MESSAGE PROCESSING OPTIONS
USSMSG MSG=IST2345I,          MESSAGE ID-
      TEXT='IST2345I NODE ROLE CHANGE FROM % TO %(2) SUCCEEDED-
      ,
      ROUTCDE=(2,8),          ROUTING CODE-
      DESC=12,                 DESCRIPTOR CODE-
      SUPP=NEVER,             SUPPRESSION CODE-
      OPT=BLKSUP              MESSAGE PROCESSING OPTIONS
USSMSG MSG=IST2346I,          MESSAGE ID-
      TEXT='IST2346I CP NAME = %',
      ROUTCDE=(2,8),          ROUTING CODE-
      DESC=12,                 DESCRIPTOR CODE-
      SUPP=NEVER,             SUPPRESSION CODE-
      OPT=BLKSUP              MESSAGE PROCESSING OPTIONS
USSMSG MSG=IST2347I,          MESSAGE ID-
      TEXT='IST2347I TDU RECEIVED FROM ADJACENT NODE %',
      ROUTCDE=(2,8),          ROUTING CODE-
      DESC=12,                 DESCRIPTOR CODE-
      SUPP=NEVER,             SUPPRESSION CODE-
      OPT=BLKSUP              MESSAGE PROCESSING OPTIONS
USSMSG MSG=IST2348I,          MESSAGE ID-
      TEXT='IST2348I ACTIVATED BY SHARED ACB %',
      ROUTCDE=2,              ROUTING CODE-
      DESC=5,                  DESCRIPTOR CODE-
      SUPP=NEVER,             SUPPRESSION CODE-
      OPT=BLKSUP              MESSAGE PROCESSING OPTIONS
USSMSG MSG=IST2349I,          MESSAGE ID-
      TEXT='IST2349I SUBORDINATE APPLICATIONS SHARING THIS ACB-
      :',
      ROUTCDE=2,              ROUTING CODE-
      DESC=5,                  DESCRIPTOR CODE-
      SUPP=NEVER,             SUPPRESSION CODE-
      OPT=NOBLKSUP            MESSAGE PROCESSING OPTIONS
USSMSG MSG=IST2350I,          MESSAGE ID-
      TEXT='IST2350I % SUBORDINATE APPLICATIONS SHARE THIS ACB-
      ,
      ROUTCDE=2,              ROUTING CODE-
      DESC=5,                  DESCRIPTOR CODE-
      SUPP=NEVER,             SUPPRESSION CODE-
      OPT=BLKSUP              MESSAGE PROCESSING OPTIONS
USSMSG MSG=IST2351I,          MESSAGE ID-
      TEXT='IST2351I MULTIPLE SUBORDINATE APPLICATIONS SHARE T-
      HIS ACB',
      ROUTCDE=2,              ROUTING CODE-
      DESC=5,                  DESCRIPTOR CODE-
      SUPP=NEVER,             SUPPRESSION CODE-
      OPT=NOBLKSUP            MESSAGE PROCESSING OPTIONS
USSMSG MSG=IST2352I,          MESSAGE ID-
      TEXT='IST2352I SENT      = % RECEIVED = %(2)',
      ROUTCDE=2,              ROUTING CODE-
      DESC=5,                  DESCRIPTOR CODE-
      SUPP=NEVER,             SUPPRESSION CODE-
      OPT=NOBLKSUP            MESSAGE PROCESSING OPTIONS
USSMSG MSG=IST2353I,          MESSAGE ID-
      TEXT='IST2353I ACCEPTED = % REJECTED = %(2)',
      ROUTCDE=2,              ROUTING CODE-
      DESC=5,                  DESCRIPTOR CODE-
      SUPP=NEVER,             SUPPRESSION CODE-
      OPT=NOBLKSUP            MESSAGE PROCESSING OPTIONS
USSMSG MSG=IST2354I,          MESSAGE ID-
      TEXT='IST2354I IGNORED  = %',

```

ROUTCDE=2,	ROUTING CODE-
DESC=5,	DESCRIPTOR CODE-
SUPP=NEVER,	SUPPRESSION CODE-
OPT=NOBLKSUP	MESSAGE PROCESSING OPTIONS
USSMSG MSG=IST2355I,	MESSAGE ID-
TEXT='IST2355I TDUDIAG THRESHOLD REACHED ON % AT %(2)',	-
ROUTCDE=2,	ROUTING CODE-
DESC=5,	DESCRIPTOR CODE-
SUPP=NEVER,	SUPPRESSION CODE-
OPT=BLKSUP	MESSAGE PROCESSING OPTIONS
USSMSG MSG=IST2356I,	MESSAGE ID-
TEXT='IST2356I PLATFORM = %',	-
ROUTCDE=2,	ROUTING CODE-
DESC=5,	DESCRIPTOR CODE-
SUPP=NEVER,	SUPPRESSION CODE-
OPT=BLKSUP	MESSAGE PROCESSING OPTIONS
USSMSG MSG=IST2357I,	MESSAGE ID-
TEXT='IST2357I CP NAME RSN DESTINATIO-	-
N CP TGN',	-
ROUTCDE=2,	ROUTING CODE-
DESC=5,	DESCRIPTOR CODE-
SUPP=NEVER,	SUPPRESSION CODE-
OPT=NOBLKSUP	MESSAGE PROCESSING OPTIONS
USSMSG MSG=IST2358I,	MESSAGE ID-
TEXT='IST2358I % %(2) %(3) %(4)',	-
ROUTCDE=2,	ROUTING CODE-
DESC=5,	DESCRIPTOR CODE-
SUPP=NEVER,	SUPPRESSION CODE-
OPT=NOBLKSUP	MESSAGE PROCESSING OPTIONS
USSMSG MSG=IST2359I,	MESSAGE ID-
TEXT='IST2359I NO TDU INFORMATION EXISTS',	-
ROUTCDE=2,	ROUTING CODE-
DESC=5,	DESCRIPTOR CODE-
SUPP=NEVER,	SUPPRESSION CODE-
OPT=NOBLKSUP	MESSAGE PROCESSING OPTIONS
USSMSG MSG=IST2360I,	MESSAGE ID-
TEXT='IST2360I ROUTING TREES LAST CLEARED AT % %(2) BY %-	-
(3)',	-
ROUTCDE=2,	ROUTING CODE-
DESC=5,	DESCRIPTOR CODE-
SUPP=NEVER,	SUPPRESSION CODE-
OPT=BLKSUP	MESSAGE PROCESSING OPTIONS
USSMSG MSG=IST2361I,	MESSAGE ID-
TEXT='IST2361I SMCR PFID = % PCHID = %(2) PNETID = %(3-	-
)',	-
ROUTCDE=2,	ROUTING CODE-
DESC=5,	DESCRIPTOR CODE-
SUPP=NEVER,	SUPPRESSION CODE-
OPT=NOBLKSUP	MESSAGE PROCESSING OPTIONS
USSMSG MSG=IST2362I,	MESSAGE ID-
TEXT='IST2362I PORTNUM = % RNIC CODE LEVEL = %(2)',	-
ROUTCDE=2,	ROUTING CODE-
DESC=5,	DESCRIPTOR CODE-
SUPP=NEVER,	SUPPRESSION CODE-
OPT=NOBLKSUP	MESSAGE PROCESSING OPTIONS
USSMSG MSG=IST2364I,	MESSAGE ID-
TEXT='IST2364I CLOSE ACB OF % DID NOT COMPLETE IN A TIME-	-
LY MANNER',	-
ROUTCDE=2,	ROUTING CODE-
DESC=5,	DESCRIPTOR CODE-
SUPP=NEVER,	SUPPRESSION CODE-
OPT=BLKSUP	MESSAGE PROCESSING OPTIONS
USSMSG MSG=IST2365I,	MESSAGE ID-
TEXT='IST2365I MODIFY TRACE COMMAND REJECTED - DSPSIZE N-	-
O LONGER SUPPORTED',	-
ROUTCDE=2,	ROUTING CODE-
DESC=5,	DESCRIPTOR CODE-
SUPP=NEVER,	SUPPRESSION CODE-
OPT=NOBLKSUP	MESSAGE PROCESSING OPTIONS
USSMSG MSG=IST2366I,	MESSAGE ID-
TEXT='IST2366I POLLEQO = % POLLEQ = %(2)',	-
ROUTCDE=2,	ROUTING CODE-
DESC=5,	DESCRIPTOR CODE-
SUPP=NEVER,	SUPPRESSION CODE-
OPT=NOBLKSUP	MESSAGE PROCESSING OPTIONS
USSMSG MSG=IST2367I,	MESSAGE ID-
TEXT='IST2367I POLLEQEO = % POLLEQE = %(2)',	-
ROUTCDE=2,	ROUTING CODE-
DESC=5,	DESCRIPTOR CODE-
SUPP=NEVER,	SUPPRESSION CODE-
OPT=NOBLKSUP	MESSAGE PROCESSING OPTIONS
USSMSG MSG=IST2368I,	MESSAGE ID-

```

TEXT='IST2368I ULP_ID    = %',
ROUTCDE=2,
DESC=5,
SUPP=NEVER,
OPT=NOBLKSUP
USSMSG MSG=IST2369I,
TEXT='IST2369I POLLCQO = % POLLCQ = %(2)',
ROUTCDE=2,
DESC=5,
SUPP=NEVER,
OPT=NOBLKSUP
USSMSG MSG=IST2370I,
TEXT='IST2370I POLLCQUO = % POLLCQU = %(2)',
ROUTCDE=2,
DESC=5,
SUPP=NEVER,
OPT=NOBLKSUP
USSMSG MSG=IST2371I,
TEXT='IST2371I POLLCQEO = % POLLCQE = %(2)',
ROUTCDE=2,
DESC=5,
SUPP=NEVER,
OPT=NOBLKSUP
USSMSG MSG=IST2372I,
TEXT='IST2372I SRBSCHDO = % SRBSCHD = %(2)',
ROUTCDE=2,
DESC=5,
SUPP=NEVER,
OPT=NOBLKSUP
USSMSG MSG=IST2373I,
TEXT='IST2373I SRBRSCO = % SRBRSCD = %(2)',
ROUTCDE=2,
DESC=5,
SUPP=NEVER,
OPT=NOBLKSUP
USSMSG MSG=IST2374I,
TEXT='IST2374I INBBYTLO = % INBBYTEL = %(2)',
ROUTCDE=2,
DESC=5,
SUPP=NEVER,
OPT=NOBLKSUP
USSMSG MSG=IST2375I,
TEXT='IST2375I INBBYTMO = % INBBYTEM = %(2)',
ROUTCDE=2,
DESC=5,
SUPP=NEVER,
OPT=NOBLKSUP
USSMSG MSG=IST2376I,
TEXT='IST2376I INBBYTNO = % INBBYTEN = %(2)',
ROUTCDE=2,
DESC=5,
SUPP=NEVER,
OPT=NOBLKSUP
USSMSG MSG=IST2377I,
TEXT='IST2377I DATAREQO = % DATAREQ = %(2)',
ROUTCDE=2,
DESC=5,
SUPP=NEVER,
OPT=NOBLKSUP
USSMSG MSG=IST2378I,
TEXT='IST2378I POSTO = % POST = %(2)',
ROUTCDE=2,
DESC=5,
SUPP=NEVER,
OPT=NOBLKSUP
USSMSG MSG=IST2379I,
TEXT='IST2379I POSTEO = % POSTELEM = %(2)',
ROUTCDE=2,
DESC=5,
SUPP=NEVER,
OPT=NOBLKSUP
USSMSG MSG=IST2380I,
TEXT='IST2380I POSTQUEO = % POSTQUED = %(2)',
ROUTCDE=2,
DESC=5,
SUPP=NEVER,
OPT=NOBLKSUP
USSMSG MSG=IST2381I,
TEXT='IST2381I OUTBYTLO = % OUTBYTEL = %(2)',
ROUTCDE=2,
DESC=5,
SUPP=NEVER,

```

```

      OPT=NOBLKSUP                MESSAGE PROCESSING OPTIONS
USSMSG MSG=IST2382I,              MESSAGE ID-
      TEXT='IST2382I OUTBYTMO = % OUTBYTEM = %(2)', -
      ROUTCDE=2,                  ROUTING CODE-
      DESC=5,                     DESCRIPTOR CODE-
      SUPP=NEVER,                 SUPPRESSION CODE-
      OPT=NOBLKSUP                MESSAGE PROCESSING OPTIONS
USSMSG MSG=IST2383I,              MESSAGE ID-
      TEXT='IST2383I OUTBYTNO = % OUTBYTEN = %(2)', -
      ROUTCDE=2,                  ROUTING CODE-
      DESC=5,                     DESCRIPTOR CODE-
      SUPP=NEVER,                 SUPPRESSION CODE-
      OPT=NOBLKSUP                MESSAGE PROCESSING OPTIONS
USSMSG MSG=IST2384E,              MESSAGE ID-
      TEXT='IST2384E PACKETS DISCARDED FOR % - %(2) IS CONGEST-
      ED', -
      ROUTCDE=2,                  ROUTING CODE-
      DESC=11,                    DESCRIPTOR CODE-
      SUPP=NEVER,                 SUPPRESSION CODE-
      OPT=BLKSUP                  MESSAGE PROCESSING OPTIONS
USSMSG MSG=IST2386I,              MESSAGE ID-
      TEXT='IST2386I NUMBER OF DISCARDED OUTBOUND WRITE BUFFER-
      S = %', -
      ROUTCDE=2,                  ROUTING CODE-
      DESC=5,                     DESCRIPTOR CODE-
      SUPP=NEVER,                 SUPPRESSION CODE-
      OPT=BLKSUP                  MESSAGE PROCESSING OPTIONS
USSMSG MSG=IST2387I,              MESSAGE ID-
      TEXT='IST2387I DIAL FAILED - DUPLICATE IP ADDRESSES ON E-
      XISTING CONNECTION', -
      ROUTCDE=2,                  ROUTING CODE-
      DESC=5,                     DESCRIPTOR CODE-
      SUPP=NEVER,                 SUPPRESSION CODE-
      OPT=NOBLKSUP                MESSAGE PROCESSING OPTIONS
USSMSG MSG=IST2388I,              MESSAGE ID-
      TEXT='IST2388I EE VRN = %', -
      ROUTCDE=2,                  ROUTING CODE-
      DESC=5,                     DESCRIPTOR CODE-
      SUPP=NEVER,                 SUPPRESSION CODE-
      OPT=BLKSUP                  MESSAGE PROCESSING OPTIONS
USSMSG MSG=IST2389I,              MESSAGE ID-
      TEXT='IST2389I PFIP = % GEN = %(2) SPEED = %(3)', -
      ROUTCDE=2,                  ROUTING CODE-
      DESC=5,                     DESCRIPTOR CODE-
      SUPP=NEVER,                 SUPPRESSION CODE-
      OPT=NOBLKSUP                MESSAGE PROCESSING OPTIONS
USSMSG MSG=IST2390I,              MESSAGE ID-
      TEXT='IST2390I IQP1REG PCIE SERVICE FAILURE', -
      ROUTCDE=2,                  ROUTING CODE-
      DESC=5,                     DESCRIPTOR CODE-
      SUPP=NEVER,                 SUPPRESSION CODE-
      OPT=BLKSUP                  MESSAGE PROCESSING OPTIONS
USSMSG MSG=IST2391I,              MESSAGE ID-
      TEXT='IST2391I % PCIE SERVICE FAILURE ON TRLE %(2)', -
      ROUTCDE=2,                  ROUTING CODE-
      DESC=5,                     DESCRIPTOR CODE-
      SUPP=NEVER,                 SUPPRESSION CODE-
      OPT=BLKSUP                  MESSAGE PROCESSING OPTIONS
USSMSG MSG=IST2392I,              MESSAGE ID-
      TEXT='IST2392I PFID % ALLOCATION FAILURE - PFID IS NOT D-
      EFINED', -
      ROUTCDE=2,                  ROUTING CODE-
      DESC=5,                     DESCRIPTOR CODE-
      SUPP=NEVER,                 SUPPRESSION CODE-
      OPT=BLKSUP                  MESSAGE PROCESSING OPTIONS
USSMSG MSG=IST2393I,              MESSAGE ID-
      TEXT='IST2393I PFID % ALLOCATION FAILURE - PFID IS NOT O-
      NLINE', -
      ROUTCDE=2,                  ROUTING CODE-
      DESC=5,                     DESCRIPTOR CODE-
      SUPP=NEVER,                 SUPPRESSION CODE-
      OPT=BLKSUP                  MESSAGE PROCESSING OPTIONS
USSMSG MSG=IST2394I,              MESSAGE ID-
      TEXT='IST2394I PFID % IS ALREADY ACTIVE ON %(2) USING TR-
      LE %(3)', -
      ROUTCDE=2,                  ROUTING CODE-
      DESC=5,                     DESCRIPTOR CODE-
      SUPP=NEVER,                 SUPPRESSION CODE-
      OPT=BLKSUP                  MESSAGE PROCESSING OPTIONS
USSMSG MSG=IST2395I,              MESSAGE ID-
      TEXT='IST2395I RTP PACING ALGORITHM = ARB BASE MODE', -
      ROUTCDE=2,                  ROUTING CODE-

```



```

DESC=5,                                DESCRIPTOR CODE-
SUPP=NEVER,                            SUPPRESSION CODE-
OPT=NOBLKSUP                           MESSAGE PROCESSING OPTIONS
USSMSG MSG=IST2396I,                    MESSAGE ID-
TEXT='IST2396I RNIC STATISTICS FOR %', -
ROUTCDE=2,                             ROUTING CODE-
DESC=5,                                DESCRIPTOR CODE-
SUPP=NEVER,                            SUPPRESSION CODE-
OPT=BLKSUP                             MESSAGE PROCESSING OPTIONS
USSMSG MSG=IST2397I,                    MESSAGE ID-
TEXT='IST2397I DESCRIPTION              OVERFL-
OW COUNT',                             -
ROUTCDE=2,                             ROUTING CODE-
DESC=5,                                DESCRIPTOR CODE-
SUPP=NEVER,                            SUPPRESSION CODE-
OPT=NOBLKSUP                           MESSAGE PROCESSING OPTIONS
USSMSG MSG=IST2398I,                    MESSAGE ID-
TEXT='IST2398I %    %(2)    %(3)',      -
ROUTCDE=2,                             ROUTING CODE-
DESC=5,                                DESCRIPTOR CODE-
SUPP=NEVER,                            SUPPRESSION CODE-
OPT=NOBLKSUP                           MESSAGE PROCESSING OPTIONS
USSMSG MSG=IST2399I,                    MESSAGE ID-
TEXT='IST2399I MESSAGE TRIGGER: RNICTRLE = %', -
ROUTCDE=2,                             ROUTING CODE-
DESC=5,                                DESCRIPTOR CODE-
SUPP=NEVER,                            SUPPRESSION CODE-
OPT=BLKSUP                             MESSAGE PROCESSING OPTIONS
USSMSG MSG=IST2400I,                    MESSAGE ID-
TEXT='IST2400I NO ADAPTER DIAGNOSTICS PRODUCED FOR %: %(-
2)', -
ROUTCDE=2,                             ROUTING CODE-
DESC=5,                                DESCRIPTOR CODE-
SUPP=NEVER,                            SUPPRESSION CODE-
OPT=BLKSUP                             MESSAGE PROCESSING OPTIONS
USSMSG MSG=IST2401I,                    MESSAGE ID-
TEXT='IST2401I DEVSTATS REJECTED FOR TRLE % - DEVICE NOT-
ACTIVE', -
ROUTCDE=2,                             ROUTING CODE-
DESC=5,                                DESCRIPTOR CODE-
SUPP=NEVER,                            SUPPRESSION CODE-
OPT=BLKSUP                             MESSAGE PROCESSING OPTIONS
USSMSG MSG=IST2402I,                    MESSAGE ID-
TEXT='IST2402I DEVSTATS FAILED FOR TRLE % - DEVICE NOT 0-
PERATIONAL', -
ROUTCDE=2,                             ROUTING CODE-
DESC=5,                                DESCRIPTOR CODE-
SUPP=NEVER,                            SUPPRESSION CODE-
OPT=BLKSUP                             MESSAGE PROCESSING OPTIONS
USSMSG MSG=IST2403I,                    MESSAGE ID-
TEXT='IST2403I 64-BIT STORAGE TYPE      CURRENT -
MAXIMUM LIMIT', -
ROUTCDE=2,                             ROUTING CODE-
DESC=5,                                DESCRIPTOR CODE-
SUPP=NEVER,                            SUPPRESSION CODE-
OPT=NOBLKSUP                           MESSAGE PROCESSING OPTIONS
USSMSG MSG=IST2404I,                    MESSAGE ID-
TEXT='IST2404I HVCOMMON % %(2) %(3)', -
ROUTCDE=2,                             ROUTING CODE-
DESC=5,                                DESCRIPTOR CODE-
SUPP=NEVER,                            SUPPRESSION CODE-
OPT=NOBLKSUP                           MESSAGE PROCESSING OPTIONS
USSMSG MSG=IST2405I,                    MESSAGE ID-
TEXT='IST2405I TRACE HVCOMMON % %(2) %(3)', -
ROUTCDE=2,                             ROUTING CODE-
DESC=5,                                DESCRIPTOR CODE-
SUPP=NEVER,                            SUPPRESSION CODE-
OPT=NOBLKSUP                           MESSAGE PROCESSING OPTIONS
USSMSG MSG=IST2406I,                    MESSAGE ID-
TEXT='IST2406I SMC-R LINK FAILURE ON TRLE % CODE = %(2)', -
ROUTCDE=2,                             ROUTING CODE-
DESC=5,                                DESCRIPTOR CODE-
SUPP=NEVER,                            SUPPRESSION CODE-
OPT=NOBLKSUP                           MESSAGE PROCESSING OPTIONS
USSMSG MSG=IST2407I,                    MESSAGE ID-
TEXT='IST2407I LOCAL LINK ID = % REMOTE LINK ID = %(2)', -
ROUTCDE=2,                             ROUTING CODE-
DESC=5,                                DESCRIPTOR CODE-
SUPP=NEVER,                            SUPPRESSION CODE-
OPT=NOBLKSUP                           MESSAGE PROCESSING OPTIONS
USSMSG MSG=IST2408I,                    MESSAGE ID-
TEXT='IST2408I LOCAL MAC = % REMOTE MAC = %(2)', -

```

ROUTCDE=2,		ROUTING CODE-
DESC=5,		DESCRIPTOR CODE-
SUPP=NEVER,		SUPPRESSION CODE-
OPT=NOBLKSUP		MESSAGE PROCESSING OPTIONS
USSMSG MSG=IST2409I,		MESSAGE ID-
TEXT='IST2409I % GID = %(2)',		-
ROUTCDE=2,		ROUTING CODE-
DESC=5,		DESCRIPTOR CODE-
SUPP=NEVER,		SUPPRESSION CODE-
OPT=BLKSUP		MESSAGE PROCESSING OPTIONS
USSMSG MSG=IST2410I,		MESSAGE ID-
TEXT='IST2410I LOCAL QP = % REMOTE QP = %(2)',		-
ROUTCDE=2,		ROUTING CODE-
DESC=5,		DESCRIPTOR CODE-
SUPP=NEVER,		SUPPRESSION CODE-
OPT=NOBLKSUP		MESSAGE PROCESSING OPTIONS
USSMSG MSG=IST2411I,		MESSAGE ID-
TEXT='IST2411I VLAN = %',		-
ROUTCDE=2,		ROUTING CODE-
DESC=5,		DESCRIPTOR CODE-
SUPP=NEVER,		SUPPRESSION CODE-
OPT=NOBLKSUP		MESSAGE PROCESSING OPTIONS
USSMSG MSG=IST2412I,		MESSAGE ID-
TEXT='IST2412I	FIXED HVCOMMON	% %(2) %(3)'-
,ROUTCDE=2,		ROUTING CODE-
DESC=5,		DESCRIPTOR CODE-
SUPP=NEVER,		SUPPRESSION CODE-
OPT=NOBLKSUP		MESSAGE PROCESSING OPTIONS
USSMSG MSG=IST2413I,		MESSAGE ID-
TEXT='IST2413I	PRIVATE	% %(2) %(3)'-
,ROUTCDE=2,		ROUTING CODE-
DESC=5,		DESCRIPTOR CODE-
SUPP=NEVER,		SUPPRESSION CODE-
OPT=NOBLKSUP		MESSAGE PROCESSING OPTIONS
USSMSG MSG=IST2414I,		MESSAGE ID-
TEXT='IST2414I	FIXED PRIVATE	% %(2) %(3)'-
,ROUTCDE=2,		ROUTING CODE-
DESC=5,		DESCRIPTOR CODE-
SUPP=NEVER,		SUPPRESSION CODE-
OPT=NOBLKSUP		MESSAGE PROCESSING OPTIONS
USSMSG MSG=IST2415I,		MESSAGE ID-
TEXT='IST2415I	TOTAL FIXED	% %(2) %(3)'-
,		-
ROUTCDE=2,		ROUTING CODE-
DESC=5,		DESCRIPTOR CODE-
SUPP=NEVER,		SUPPRESSION CODE-
OPT=NOBLKSUP		MESSAGE PROCESSING OPTIONS
USSMSG MSG=IST2416I,		MESSAGE ID-
TEXT='IST2416I % %(2) PROCESSED',		-
ROUTCDE=2,		ROUTING CODE-
DESC=5,		DESCRIPTOR CODE-
SUPP=NEVER,		SUPPRESSION CODE-
OPT=BLKSUP		MESSAGE PROCESSING OPTIONS
USSMSG MSG=IST2417I,		MESSAGE ID-
TEXT='IST2417I VFN = %',		-
ROUTCDE=2,		ROUTING CODE-
DESC=5,		DESCRIPTOR CODE-
SUPP=NEVER,		SUPPRESSION CODE-
OPT=NOBLKSUP		MESSAGE PROCESSING OPTIONS
USSMSG MSG=IST2418I,		MESSAGE ID-
TEXT='IST2418I SMCD PFID = % VCHID = %(2) PNETID = %(3-		-
)',		
ROUTCDE=2,		ROUTING CODE-
DESC=5,		DESCRIPTOR CODE-
SUPP=NEVER,		SUPPRESSION CODE-
OPT=NOBLKSUP		MESSAGE PROCESSING OPTIONS
USSMSG MSG=IST2419I,		MESSAGE ID-
TEXT='IST2419I VIRTUAL INTERRUPT DRIVEN FOR TRLE %',		-
ROUTCDE=2,		ROUTING CODE-
DESC=5,		DESCRIPTOR CODE-
SUPP=NEVER,		SUPPRESSION CODE-
OPT=NOBLKSUP		MESSAGE PROCESSING OPTIONS
USSMSG MSG=IST2420I,		MESSAGE ID-
TEXT='IST2420I ISM NOT SUPPORTED, REQUIRED HARDWARE NOT		-
AVAILABLE',		-
ROUTCDE=2,		ROUTING CODE-
DESC=5,		DESCRIPTOR CODE-
SUPP=NEVER,		SUPPRESSION CODE-
OPT=NOBLKSUP		MESSAGE PROCESSING OPTIONS
USSMSG MSG=IST2421I,		MESSAGE ID-
TEXT='IST2421I SMC-D LINK FAILURE ON TRLE % CODE = %(2)'-		-
,ROUTCDE=2,		ROUTING CODE-

```

DESC=5,                                DESCRIPTOR CODE-
SUPP=NEVER,                            SUPPRESSION CODE-
OPT=NOBLKSUP                           MESSAGE PROCESSING OPTIONS
USSMSG MSG=IST2422I,                   MESSAGE ID-
TEXT='IST2422I NO ISM PFIDS DEFINED FOR PNETID %', -
ROUTCDE=2,                             ROUTING CODE-
DESC=5,                                DESCRIPTOR CODE-
SUPP=NEVER,                            SUPPRESSION CODE-
OPT=NOBLKSUP                           MESSAGE PROCESSING OPTIONS
USSMSG MSG=IST2423I,                   MESSAGE ID-
TEXT='IST2423I NO ISM PFIDS AVAILABLE FOR PNETID %', -
ROUTCDE=2,                             ROUTING CODE-
DESC=5,                                DESCRIPTOR CODE-
SUPP=NEVER,                            SUPPRESSION CODE-
OPT=NOBLKSUP                           MESSAGE PROCESSING OPTIONS
USSMSG MSG=IST2424I,                   MESSAGE ID-
TEXT='IST2424I 3270 DATA STREAM ERROR - % (2)', -
ROUTCDE=(8,9),                         ROUTING CODE-
DESC=4,                                DESCRIPTOR CODE-
SUPP=NEVER,                            SUPPRESSION CODE-
OPT=BLKSUP                             MESSAGE PROCESSING OPTIONS
USSMSG MSG=IST2425I,                   MESSAGE ID-
TEXT='IST2425I % SUBAREA = X'%'(2)'' INDEX = X'%'(3)'' E-
LEMENT = X'%'(4)''', -
ROUTCDE=(8,9),                         ROUTING CODE-
DESC=4,                                DESCRIPTOR CODE-
SUPP=NEVER,                            SUPPRESSION CODE-
OPT=BLKSUP                             MESSAGE PROCESSING OPTIONS
USSMSG MSG=IST2426I,                   MESSAGE ID-
TEXT='IST2426I IPADDR = %', -
ROUTCDE=(8,9),                         ROUTING CODE-
DESC=4,                                DESCRIPTOR CODE-
SUPP=NEVER,                            SUPPRESSION CODE-
OPT=BLKSUP                             MESSAGE PROCESSING OPTIONS
USSMSG MSG=IST2427I,                   MESSAGE ID-
TEXT='IST2427I DATE = % TIME = % (2) ID = % (3)', -
ROUTCDE=(8,9),                         ROUTING CODE-
DESC=4,                                DESCRIPTOR CODE-
SUPP=NEVER,                            SUPPRESSION CODE-
OPT=BLKSUP                             MESSAGE PROCESSING OPTIONS
USSMSG MSG=IST2428I,                   MESSAGE ID-
TEXT='IST2428I ROW = % COLUMN = % (2)', -
ROUTCDE=(8,9),                         ROUTING CODE-
DESC=4,                                DESCRIPTOR CODE-
SUPP=NEVER,                            SUPPRESSION CODE-
OPT=BLKSUP                             MESSAGE PROCESSING OPTIONS
USSMSG MSG=IST2429I,                   MESSAGE ID-
TEXT='IST2429I OUTBOUND - SEQ = X'%' OFF = % (2) LEN = -
% (3)', -
ROUTCDE=(8,9),                         ROUTING CODE-
DESC=4,                                DESCRIPTOR CODE-
SUPP=NEVER,                            SUPPRESSION CODE-
OPT=BLKSUP                             MESSAGE PROCESSING OPTIONS
USSMSG MSG=IST2430I,                   MESSAGE ID-
TEXT='IST2430I INBOUND - SEQ = X'%' OFF = % (2) LEN = -
% (3)', -
ROUTCDE=(8,9),                         ROUTING CODE-
DESC=4,                                DESCRIPTOR CODE-
SUPP=NEVER,                            SUPPRESSION CODE-
OPT=BLKSUP                             MESSAGE PROCESSING OPTIONS
USSMSG MSG=IST2431I,                   MESSAGE ID-
TEXT='IST2431I % (2) % (3) % (4) *% (5)*', -
ROUTCDE=(8,9),                         ROUTING CODE-
DESC=4,                                DESCRIPTOR CODE-
SUPP=NEVER,                            SUPPRESSION CODE-
OPT=NOBLKSUP                           MESSAGE PROCESSING OPTIONS
USSMSG MSG=IST2432I,                   MESSAGE ID-
TEXT='IST2432I 3270 ERROR SUMMARY FROM % AT % (2)', -
ROUTCDE=(8,9),                         ROUTING CODE-
DESC=4,                                DESCRIPTOR CODE-
SUPP=NEVER,                            SUPPRESSION CODE-
OPT=BLKSUP                             MESSAGE PROCESSING OPTIONS
USSMSG MSG=IST2433I,                   MESSAGE ID-
TEXT='IST2433I DSMONITR = YES, DSCOUNT = %, DSACTION = %-
(2)', -
ROUTCDE=2,                             ROUTING CODE-
DESC=5,                                DESCRIPTOR CODE-
SUPP=NEVER,                            SUPPRESSION CODE-
OPT=BLKSUP                             MESSAGE PROCESSING OPTIONS
USSMSG MSG=IST2434I,                   MESSAGE ID-
TEXT='IST2434I DSTRUST = %', -
ROUTCDE=2,                             ROUTING CODE-

```

```

DESC=5,                                DESCRIPTOR CODE-
SUPP=NEVER,                            SUPPRESSION CODE-
OPT=BLKSUP                             MESSAGE PROCESSING OPTIONS
USSMSG MSG=IST2435I,                    MESSAGE ID-
TEXT='IST2435I SESSIONS MONITORED = %, ERRORS DETECTED = -
%(2)',                                -
ROUTCDE=2,                             ROUTING CODE-
DESC=5,                                DESCRIPTOR CODE-
SUPP=NEVER,                            SUPPRESSION CODE-
OPT=BLKSUP                             MESSAGE PROCESSING OPTIONS
USSMSG MSG=IST2436I,                    MESSAGE ID-
TEXT='IST2436I DSMONITR = NO',         -
ROUTCDE=2,                             ROUTING CODE-
DESC=5,                                DESCRIPTOR CODE-
SUPP=NEVER,                            SUPPRESSION CODE-
OPT=BLKSUP                             MESSAGE PROCESSING OPTIONS
USSMSG MSG=IST2437I,                    MESSAGE ID-
TEXT='IST2437I DSMONITR = %, ERRORS DETECTED = %(2)', -
ROUTCDE=2,                             ROUTING CODE-
DESC=5,                                DESCRIPTOR CODE-
SUPP=NEVER,                            SUPPRESSION CODE-
OPT=BLKSUP                             MESSAGE PROCESSING OPTIONS
USSMSG MSG=IST2438I,                    MESSAGE ID-
TEXT='IST2438I SESSIONS = % ERRORS = %(2)', -
ROUTCDE=(8,9),                         ROUTING CODE-
DESC=4,                                DESCRIPTOR CODE-
SUPP=NEVER,                            SUPPRESSION CODE-
OPT=BLKSUP                             MESSAGE PROCESSING OPTIONS
USSMSG MSG=IST2439I,                    MESSAGE ID-
TEXT='IST2439I PLU                     SLU          SID -
ERRORS',                                -
ROUTCDE=(8,9),                         ROUTING CODE-
DESC=4,                                DESCRIPTOR CODE-
SUPP=NEVER,                            SUPPRESSION CODE-
OPT=NOBLKSUP                           MESSAGE PROCESSING OPTIONS
USSMSG MSG=IST2440I,                    MESSAGE ID-
TEXT='IST2440I % %(2) %(3) %(4)',      -
ROUTCDE=(8,9),                         ROUTING CODE-
DESC=4,                                DESCRIPTOR CODE-
SUPP=NEVER,                            SUPPRESSION CODE-
OPT=NOBLKSUP                           MESSAGE PROCESSING OPTIONS
USSMSG MSG=IST2441I,                    MESSAGE ID-
TEXT='IST2441I JOBNAME = % SID = %(2)', -
ROUTCDE=(8,9),                         ROUTING CODE-
DESC=4,                                DESCRIPTOR CODE-
SUPP=NEVER,                            SUPPRESSION CODE-
OPT=BLKSUP                             MESSAGE PROCESSING OPTIONS
USSMSG MSG=IST2444I,                    MESSAGE ID-
TEXT='IST2444I PORTNUM % IGNORED FOR SMC-R PFID %(2), AC-
TIVATION CONTINUES',                  -
ROUTCDE=2,                             ROUTING CODE-
DESC=5,                                DESCRIPTOR CODE-
SUPP=NEVER,                            SUPPRESSION CODE-
OPT=NOBLKSUP                           MESSAGE PROCESSING OPTIONS
USSMSG MSG=IST2445I,                    MESSAGE ID-
TEXT='IST2445I VTAM INTERNAL TRACE CONTROL IS IN FULL MO-
DE',                                  -
ROUTCDE=2,                             ROUTING CODE-
DESC=5,                                DESCRIPTOR CODE-
SUPP=NEVER,                            SUPPRESSION CODE-
OPT=BLKSUP                             MESSAGE PROCESSING OPTIONS
USSMSG MSG=IST2446I,                    MESSAGE ID-
TEXT='IST2446I DISABLING A VIT OPTION IN STDOPIS GROUP W-
HILE CSDUMP ACTIVE',                  -
ROUTCDE=2,                             ROUTING CODE-
DESC=5,                                DESCRIPTOR CODE-
SUPP=NEVER,                            SUPPRESSION CODE-
OPT=NOBLKSUP                           MESSAGE PROCESSING OPTIONS
USSMSG MSG=IST2447I,                    MESSAGE ID-
TEXT='IST2447I ZCX DVIPA CREATION FAILURE FOR SERVER %', -
ROUTCDE=2,                             ROUTING CODE-
DESC=5,                                DESCRIPTOR CODE-
SUPP=NEVER,                            SUPPRESSION CODE-
OPT=BLKSUP                             MESSAGE PROCESSING OPTIONS
USSMSG MSG=IST2448I,                    MESSAGE ID-
TEXT='IST2448I DVIPA ADDRESS %',       -
ROUTCDE=2,                             ROUTING CODE-
DESC=5,                                DESCRIPTOR CODE-
SUPP=NEVER,                            SUPPRESSION CODE-
OPT=NOBLKSUP                           MESSAGE PROCESSING OPTIONS
USSMSG MSG=IST2449I,                    MESSAGE ID-
TEXT='IST2449I ZCX SERVER SPECIFIED TCP/IP STACK NAME OF-

```

```

      %,
      ROUTCDE=2,
      DESC=5,
      SUPP=NEVER,
      OPT=BLKSUP
USSMSG MSG=IST2450I,
      TEXT='IST2450I ZCX SERVER DID NOT SPECIFY A TCP/IP STACK-
      NAME',
      ROUTCDE=2,
      DESC=5,
      SUPP=NEVER,
      OPT=NOBLKSUP
USSMSG MSG=IST2451I,
      TEXT='IST2451I ZCX FOUND NO USABLE TCP/IP STACK FOR DVIP-
      A CREATION',
      ROUTCDE=2,
      DESC=5,
      SUPP=NEVER,
      OPT=NOBLKSUP
USSMSG MSG=IST2452I,
      TEXT='IST2452I ZCX DVIPA CREATION FAILURE - CODE = %',
      ROUTCDE=2,
      DESC=5,
      SUPP=NEVER,
      OPT=NOBLKSUP
USSMSG MSG=IST2453I,
      TEXT='IST2453I ZCX DVIPA CREATION SOCKET FAILURE - TCP/I-
      P STACK %',
      ROUTCDE=2,
      DESC=5,
      SUPP=NEVER,
      OPT=BLKSUP
USSMSG MSG=IST2454I,
      TEXT='IST2454I SOCKET % FAILED - RC = %(2) RSN = %(3)',
      ROUTCDE=2,
      DESC=5,
      SUPP=NEVER,
      OPT=BLKSUP
USSMSG MSG=IST2455E,
      TEXT='IST2455E PACKETS DROPPED FOR %: INBOUND CONGESTION-
      ON %(2)',
      ROUTCDE=2,
      DESC=11,
      SUPP=NEVER,
      OPT=BLKSUP
USSMSG MSG=IST2456I,
      TEXT='IST2456I   NUMBER OF DISCARDED INBOUND PACKETS = %-
      ',
      ROUTCDE=2,
      DESC=5,
      SUPP=NEVER,
      OPT=NOBLKSUP
USSMSG MSG=IST2457I,
      TEXT='IST2457I OSA DETECTED INBOUND ERRORS ON % QUEUE:',
      ROUTCDE=2,
      DESC=5,
      SUPP=NEVER,
      OPT=BLKSUP
USSMSG MSG=IST2458I,
      TEXT='IST2458I   TOTAL INVALID INBOUND PACKETS = %',
      ROUTCDE=2,
      DESC=5,
      SUPP=NEVER,
      OPT=NOBLKSUP
USSMSG MSG=IST2459I,
      TEXT='IST2459I   LAST INVALID INBOUND PACKET AT % ON %(2-
      )',
      ROUTCDE=2,
      DESC=5,
      SUPP=NEVER,
      OPT=NOBLKSUP
USSMSG MSG=IST2460I,
      TEXT='IST2460I   TOTAL INBOUND SBAL ERRORS   = %',
      ROUTCDE=2,
      DESC=5,
      SUPP=NEVER,
      OPT=NOBLKSUP
USSMSG MSG=IST2461I,
      TEXT='IST2461I   LAST INBOUND SBAL ERROR AT % ON %(2)',
      ROUTCDE=2,
      DESC=5,
      SUPP=NEVER,

```

```

      OPT=NOBLKSUP                MESSAGE PROCESSING OPTIONS
USSMSG MSG=IST2462I,              MESSAGE ID-
TEXT='IST2462I  CONSECUTIVE SBAL ERRORS: LAST = % MAX =-
      %(2)',                      -
      ROUTCDE=2,                  ROUTING CODE-
      DESC=5,                     DESCRIPTOR CODE-
      SUPP=NEVER,                 SUPPRESSION CODE-
      OPT=NOBLKSUP                MESSAGE PROCESSING OPTIONS
USSMSG MSG=IST2463I,              MESSAGE ID-
TEXT='IST2463I  MAX CONSECUTIVE SBAL ERRORS AT % ON %(2-
      )',                          -
      ROUTCDE=2,                  ROUTING CODE-
      DESC=5,                     DESCRIPTOR CODE-
      SUPP=NEVER,                 SUPPRESSION CODE-
      OPT=NOBLKSUP                MESSAGE PROCESSING OPTIONS
USSMSG MSG=IST2464I,              MESSAGE ID-
TEXT='IST2464I  REMOTE HOSTNAME = %', -
      ROUTCDE=2,                  ROUTING CODE-
      DESC=5,                     DESCRIPTOR CODE-
      SUPP=NEVER,                 SUPPRESSION CODE-
      OPT=BLKSUP                  MESSAGE PROCESSING OPTIONS
USSMSG MSG=IST2465I,              MESSAGE ID-
TEXT='IST2465I  SMC VERSION = %', -
      ROUTCDE=2,                  ROUTING CODE-
      DESC=5,                     DESCRIPTOR CODE-
      SUPP=NEVER,                 SUPPRESSION CODE-
      OPT=NOBLKSUP                MESSAGE PROCESSING OPTIONS
USSMSG MSG=IST2466I,              MESSAGE ID-
TEXT='IST2466I  LOCAL IPADDR = %', -
      ROUTCDE=2,                  ROUTING CODE-
      DESC=5,                     DESCRIPTOR CODE-
      SUPP=NEVER,                 SUPPRESSION CODE-
      OPT=NOBLKSUP                MESSAGE PROCESSING OPTIONS
USSMSG MSG=IST2467I,              MESSAGE ID-
TEXT='IST2467I  REMOTE IPADDR = %', -
      ROUTCDE=2,                  ROUTING CODE-
      DESC=5,                     DESCRIPTOR CODE-
      SUPP=NEVER,                 SUPPRESSION CODE-
      OPT=NOBLKSUP                MESSAGE PROCESSING OPTIONS
USSMSG MSG=IST2468I,              MESSAGE ID-
TEXT='IST2468I  INBOUND TRANSMISSION INFORMATION-
      :',                          -
      ROUTCDE=2,                  ROUTING CODE-
      DESC=5,                     DESCRIPTOR CODE-
      SUPP=NEVER,                 SUPPRESSION CODE-
      OPT=NOBLKSUP                MESSAGE PROCESSING OPTIONS
USSMSG MSG=IST2469I,              MESSAGE ID-
TEXT='IST2469I  QUEUE/  QUEUE    STORAGE    QUE-
      UE',                        -
      ROUTCDE=2,                  ROUTING CODE-
      DESC=5,                     DESCRIPTOR CODE-
      SUPP=NEVER,                 SUPPRESSION CODE-
      OPT=NOBLKSUP                MESSAGE PROCESSING OPTIONS
USSMSG MSG=IST2470I,              MESSAGE ID-
TEXT='IST2470I  ID      TYPE      CUR    MIN    MAX    STA-
      TUS',                       -
      ROUTCDE=2,                  ROUTING CODE-
      DESC=5,                     DESCRIPTOR CODE-
      SUPP=NEVER,                 SUPPRESSION CODE-
      OPT=NOBLKSUP                MESSAGE PROCESSING OPTIONS
USSMSG MSG=IST2471I,              MESSAGE ID-
TEXT='IST2471I  CTRL/0  CONTROL  %  %(2)  %(3)  %(4)', -
      ROUTCDE=2,                  ROUTING CODE-
      DESC=5,                     DESCRIPTOR CODE-
      SUPP=NEVER,                 SUPPRESSION CODE-
      OPT=NOBLKSUP                MESSAGE PROCESSING OPTIONS
USSMSG MSG=IST2472I,              MESSAGE ID-
TEXT='IST2472I  READ/%  %(2)  %(3)  %(4)  %(5)  %(6)', -
      ROUTCDE=2,                  ROUTING CODE-
      DESC=5,                     DESCRIPTOR CODE-
      SUPP=NEVER,                 SUPPRESSION CODE-
      OPT=NOBLKSUP                MESSAGE PROCESSING OPTIONS
USSMSG MSG=IST2473I,              MESSAGE ID-
TEXT='IST2473I  OUTBOUND TRANSMISSION INFORMATIO-
      N:',                          -
      ROUTCDE=2,                  ROUTING CODE-
      DESC=5,                     DESCRIPTOR CODE-
      SUPP=NEVER,                 SUPPRESSION CODE-
      OPT=NOBLKSUP                MESSAGE PROCESSING OPTIONS
USSMSG MSG=IST2474I,              MESSAGE ID-
TEXT='IST2474I  QUEUE/  QUEUE    UNITS OF WORK  QUE-
      UE',                        -

```

	ROUTCDE=2,		ROUTING CODE-
	DESC=5,		DESCRIPTOR CODE-
	SUPP=NEVER,		SUPPRESSION CODE-
	OPT=NOBLKSUP		MESSAGE PROCESSING OPTIONS
USSMSG	MSG=IST2475I,		MESSAGE ID-
	TEXT='IST2475I ID	TYPE	CUR
	TUS',		AVG
	ROUTCDE=2,		MAX
	DESC=5,		STA-
	SUPP=NEVER,		
	OPT=NOBLKSUP		
USSMSG	MSG=IST2476I,		MESSAGE ID-
	TEXT='IST2476I CTRL/1	CONTROL	%
	ROUTCDE=2,		%(2)
	DESC=5,		%(3)
	SUPP=NEVER,		%(4)'
	OPT=NOBLKSUP		
USSMSG	MSG=IST2477I,		MESSAGE ID-
	TEXT='IST2477I WRT/%		%(2)
	ROUTCDE=2,		%(3)
	DESC=5,		%(4)
	SUPP=NEVER,		%(5)
	OPT=NOBLKSUP		%(6)'
USSMSG	MSG=IST2478I,		MESSAGE ID-
	TEXT='IST2478I	NUMBER OF DISCARDED INBOUND READ BUF-	
	FERS = %'		
	ROUTCDE=2,		
	DESC=5,		
	SUPP=NEVER,		
	OPT=NOBLKSUP		
USSMSG	MSG=IST2479I,		MESSAGE ID-
	TEXT='IST2479I	NUMBER OF DISCARDED OUTBOUND WRITE B-	
	UFFERS = %'		
	ROUTCDE=2,		
	DESC=5,		
	SUPP=NEVER,		
	OPT=NOBLKSUP		
USSMSG	MSG=IUT5000I,		MESSAGE ID-
	TEXT='IUT5000I % STILL ACTIVE: VTAM TERMINATION WAITING		
	FOR %(2)'		
	ROUTCDE=2,		
	DESC=4,		
	SUPP=NEVER,		
	OPT=BLKSUP		
USSMSG	MSG=IUT5001I,		MESSAGE ID-
	TEXT='IUT5001I VTAM MPC CONNECTION MANAGER PROCESSING TE-		
	RMINATED'		
	ROUTCDE=2,		
	DESC=6,		
	SUPP=NEVER,		
	OPT=BLKSUP		
USSMSG	MSG=IUT5002I,		MESSAGE ID-
	TEXT='IUT5002I TASK FOR ULPID % USING TRLE %(2) TERMINAT-		
	ING'		
	ROUTCDE=2,		
	DESC=4,		
	SUPP=NEVER,		
	OPT=BLKSUP		
USSMSG	MSG=IVT5501I,		MESSAGE ID-
	TEXT='IVT5501I CSM PARMLIB MEMBER % NOT FOUND - DEFAULT		
	VALUES USED'		
	ROUTCDE=2,		
	DESC=5,		
	SUPP=NEVER,		
	OPT=NOBLKSUP		
USSMSG	MSG=IVT5502I,		MESSAGE ID-
	TEXT='IVT5502I READ ERROR ON PARMLIB MEMBER % - DEFAULT		
	VALUES USED'		
	ROUTCDE=2,		
	DESC=5,		
	SUPP=NEVER,		
	OPT=NOBLKSUP		
USSMSG	MSG=IVT5503I,		MESSAGE ID-
	TEXT='IVT5503I CSM PARMLIB PARAMETER NOT VALID - %'		
	ROUTCDE=2,		
	DESC=5,		
	SUPP=NEVER,		
	OPT=NOBLKSUP		
USSMSG	MSG=IVT5504I,		MESSAGE ID-
	TEXT='IVT5504I ABEND % OCCURRED IN %(2) - SDUMP HAS BEEN-		
	ISSUED'		
	ROUTCDE=2,		

DESC=5,	DESCRIPTOR CODE-
SUPP=NEVER,	SUPPRESSION CODE-
OPT=NOBLKSUP	MESSAGE PROCESSING OPTIONS
USSMSG MSG=IVT5505I,	MESSAGE ID-
TEXT='IVT5505I CSM SDUMP FAILED WITH RETURN CODE % REASO-	-
N X'%'(2)''',	-
ROUTCDE=2,	ROUTING CODE-
DESC=5,	DESCRIPTOR CODE-
SUPP=NEVER,	SUPPRESSION CODE-
OPT=NOBLKSUP	MESSAGE PROCESSING OPTIONS
USSMSG MSG=IVT5506I,	MESSAGE ID-
TEXT='IVT5506I % STORAGE ALLOCATION FAILED IN CSM',	-
ROUTCDE=2,	ROUTING CODE-
DESC=5,	DESCRIPTOR CODE-
SUPP=NEVER,	SUPPRESSION CODE-
OPT=NOBLKSUP	MESSAGE PROCESSING OPTIONS
USSMSG MSG=IVT5507I,	MESSAGE ID-
TEXT='IVT5507I CSM PARMLIB INFORMATION FOUND IN MEMBER %-	-
,	-
ROUTCDE=2,	ROUTING CODE-
DESC=5,	DESCRIPTOR CODE-
SUPP=NEVER,	SUPPRESSION CODE-
OPT=NOBLKSUP	MESSAGE PROCESSING OPTIONS
USSMSG MSG=IVT5508I,	MESSAGE ID-
TEXT='IVT5508I DISPLAY ACCEPTED',	-
ROUTCDE=8,	ROUTING CODE-
DESC=5,	DESCRIPTOR CODE-
SUPP=NEVER,	SUPPRESSION CODE-
OPT=NOBLKSUP	MESSAGE PROCESSING OPTIONS
USSMSG MSG=IVT5510I,	MESSAGE ID-
TEXT='IVT5510I MODIFY ACCEPTED',	-
ROUTCDE=8,	ROUTING CODE-
DESC=5,	DESCRIPTOR CODE-
SUPP=NEVER,	SUPPRESSION CODE-
OPT=NOBLKSUP	MESSAGE PROCESSING OPTIONS
USSMSG MSG=IVT5511I,	MESSAGE ID-
TEXT='IVT5511I % CSM COMMAND SYNTAX NOT VALID',	-
ROUTCDE=2,	ROUTING CODE-
DESC=5,	DESCRIPTOR CODE-
SUPP=NEVER,	SUPPRESSION CODE-
OPT=NOBLKSUP	MESSAGE PROCESSING OPTIONS
USSMSG MSG=IVT5512I,	MESSAGE ID-
TEXT='IVT5512I FIXED PARAMETER VALUE NOT VALID',	-
ROUTCDE=2,	ROUTING CODE-
DESC=5,	DESCRIPTOR CODE-
SUPP=NEVER,	SUPPRESSION CODE-
OPT=NOBLKSUP	MESSAGE PROCESSING OPTIONS
USSMSG MSG=IVT5513I,	MESSAGE ID-
TEXT='IVT5513I ECSA PARAMETER VALUE NOT VALID',	-
ROUTCDE=2,	ROUTING CODE-
DESC=5,	DESCRIPTOR CODE-
SUPP=NEVER,	SUPPRESSION CODE-
OPT=NOBLKSUP	MESSAGE PROCESSING OPTIONS
USSMSG MSG=IVT5516I,	MESSAGE ID-
TEXT='IVT5516I ERROR OBTAINING CSM PARMLIB INFORMATION --	-
LIMITS UNCHANGED',	-
ROUTCDE=2,	ROUTING CODE-
DESC=5,	DESCRIPTOR CODE-
SUPP=NEVER,	SUPPRESSION CODE-
OPT=NOBLKSUP	MESSAGE PROCESSING OPTIONS
USSMSG MSG=IVT5517I,	MESSAGE ID-
TEXT='IVT5517I CSM LIMITS PRIOR TO MODIFY CSM PROCESSING-	-
:',	-
ROUTCDE=2,	ROUTING CODE-
DESC=5,	DESCRIPTOR CODE-
SUPP=NEVER,	SUPPRESSION CODE-
OPT=NOBLKSUP	MESSAGE PROCESSING OPTIONS
USSMSG MSG=IVT5518I,	MESSAGE ID-
TEXT='IVT5518I CSM LIMITS AFTER MODIFY CSM PROCESSING:',	-
ROUTCDE=2,	ROUTING CODE-
DESC=5,	DESCRIPTOR CODE-
SUPP=NEVER,	SUPPRESSION CODE-
OPT=NOBLKSUP	MESSAGE PROCESSING OPTIONS
USSMSG MSG=IVT5519I,	MESSAGE ID-
TEXT='IVT5519I ECSA MAXIMUM = % - FIXED MAXIMUM = %(-	-
2)',	-
ROUTCDE=2,	ROUTING CODE-
DESC=5,	DESCRIPTOR CODE-
SUPP=NEVER,	SUPPRESSION CODE-
OPT=NOBLKSUP	MESSAGE PROCESSING OPTIONS
USSMSG MSG=IVT5520I,	MESSAGE ID-
TEXT='IVT5520I OWNERID VALUE NOT VALID',	-

ROUTCDE=2,	ROUTING CODE-
DESC=5,	DESCRIPTOR CODE-
SUPP=NEVER,	SUPPRESSION CODE-
OPT=NOBLKSUP	MESSAGE PROCESSING OPTIONS
USSMSG MSG=IVT5521I,	MESSAGE ID-
TEXT='IVT5521I NO CSM STORAGE IS CURRENTLY ALLOCATED TO -	-
OWNERID %',	-
ROUTCDE=2,	ROUTING CODE-
DESC=5,	DESCRIPTOR CODE-
SUPP=NEVER,	SUPPRESSION CODE-
OPT=NOBLKSUP	MESSAGE PROCESSING OPTIONS
USSMSG MSG=IVT5529I,	MESSAGE ID-
TEXT='IVT5529I PROCESSING DISPLAY CSM COMMAND - OWNERID -	-
NOT SPECIFIED',	-
ROUTCDE=2,	ROUTING CODE-
DESC=5,	DESCRIPTOR CODE-
SUPP=NEVER,	SUPPRESSION CODE-
OPT=NOBLKSUP	MESSAGE PROCESSING OPTIONS
USSMSG MSG=IVT5530I,	MESSAGE ID-
TEXT='IVT5530I BUFFER BUFFER',	-
ROUTCDE=2,	ROUTING CODE-
DESC=5,	DESCRIPTOR CODE-
SUPP=NEVER,	SUPPRESSION CODE-
OPT=NOBLKSUP	MESSAGE PROCESSING OPTIONS
USSMSG MSG=IVT5531I,	MESSAGE ID-
TEXT='IVT5531I SIZE SOURCE INUSE F-	-
REE TOTAL',	-
ROUTCDE=2,	ROUTING CODE-
DESC=5,	DESCRIPTOR CODE-
SUPP=NEVER,	SUPPRESSION CODE-
OPT=NOBLKSUP	MESSAGE PROCESSING OPTIONS
USSMSG MSG=IVT5532I,	MESSAGE ID-
TEXT='IVT5532I -----	-
-----',	-
ROUTCDE=2,	ROUTING CODE-
DESC=5,	DESCRIPTOR CODE-
SUPP=NEVER,	SUPPRESSION CODE-
OPT=NOBLKSUP	MESSAGE PROCESSING OPTIONS
USSMSG MSG=IVT5533I,	MESSAGE ID-
TEXT='IVT5533I % (2) % (3) % (4) % (5)',	-
ROUTCDE=2,	ROUTING CODE-
DESC=5,	DESCRIPTOR CODE-
SUPP=NEVER,	SUPPRESSION CODE-
OPT=NOBLKSUP	MESSAGE PROCESSING OPTIONS
USSMSG MSG=IVT5534I,	MESSAGE ID-
TEXT='IVT5534I % (2) POOL DOES NOT EXIST',	-
ROUTCDE=2,	ROUTING CODE-
DESC=5,	DESCRIPTOR CODE-
SUPP=NEVER,	SUPPRESSION CODE-
OPT=NOBLKSUP	MESSAGE PROCESSING OPTIONS
USSMSG MSG=IVT5535I,	MESSAGE ID-
TEXT='IVT5535I TOTAL % (2) % (3) % (4)',	-
ROUTCDE=2,	ROUTING CODE-
DESC=5,	DESCRIPTOR CODE-
SUPP=NEVER,	SUPPRESSION CODE-
OPT=NOBLKSUP	MESSAGE PROCESSING OPTIONS
USSMSG MSG=IVT5536I,	MESSAGE ID-
TEXT='IVT5536I TOTAL ALL SOURCES % (2) % (3)',	-
ROUTCDE=2,	ROUTING CODE-
DESC=5,	DESCRIPTOR CODE-
SUPP=NEVER,	SUPPRESSION CODE-
OPT=NOBLKSUP	MESSAGE PROCESSING OPTIONS
USSMSG MSG=IVT5538I,	MESSAGE ID-
TEXT='IVT5538I FIXED MAXIMUM = % FIXED CURRENT = % (2) -	-
,	-
ROUTCDE=2,	ROUTING CODE-
DESC=5,	DESCRIPTOR CODE-
SUPP=NEVER,	SUPPRESSION CODE-
OPT=NOBLKSUP	MESSAGE PROCESSING OPTIONS
USSMSG MSG=IVT5539I,	MESSAGE ID-
TEXT='IVT5539I ECSA MAXIMUM = % ECSA CURRENT = % (2) -	-
,	-
ROUTCDE=2,	ROUTING CODE-
DESC=5,	DESCRIPTOR CODE-
SUPP=NEVER,	SUPPRESSION CODE-
OPT=NOBLKSUP	MESSAGE PROCESSING OPTIONS
USSMSG MSG=IVT5541I,	MESSAGE ID-
TEXT='IVT5541I % MAXIMUM USED = % (2) SINCE LAST DISPLAY -	-
CSM',	-
ROUTCDE=2,	ROUTING CODE-
DESC=5,	DESCRIPTOR CODE-
SUPP=NEVER,	SUPPRESSION CODE-

```

      OPT=NOBLKSUP                                MESSAGE PROCESSING OPTIONS
USSMSG MSG=IVT5549I,                                MESSAGE ID-
TEXT='IVT5549I PROCESSING DISPLAY CSM COMMAND - OWNERID -
SPECIFIED',
ROUTCDE=2,                                         ROUTING CODE-
DESC=5,                                           DESCRIPTOR CODE-
SUPP=NEVER,                                       SUPPRESSION CODE-
OPT=NOBLKSUP                                MESSAGE PROCESSING OPTIONS
USSMSG MSG=IVT5551I,                                MESSAGE ID-
TEXT='IVT5551I SIZE SOURCE STORAGE ALLOCAT-
ED TO OWNER',
ROUTCDE=2,                                         ROUTING CODE-
DESC=5,                                           DESCRIPTOR CODE-
SUPP=NEVER,                                       SUPPRESSION CODE-
OPT=NOBLKSUP                                MESSAGE PROCESSING OPTIONS
USSMSG MSG=IVT5553I,                                MESSAGE ID-
TEXT='IVT5553I % (2) % (3)',
ROUTCDE=2,                                         ROUTING CODE-
DESC=5,                                           DESCRIPTOR CODE-
SUPP=NEVER,                                       SUPPRESSION CODE-
OPT=NOBLKSUP                                MESSAGE PROCESSING OPTIONS
USSMSG MSG=IVT5554I,                                MESSAGE ID-
TEXT='IVT5554I TOTAL % (2)',
ROUTCDE=2,                                         ROUTING CODE-
DESC=5,                                           DESCRIPTOR CODE-
SUPP=NEVER,                                       SUPPRESSION CODE-
OPT=NOBLKSUP                                MESSAGE PROCESSING OPTIONS
USSMSG MSG=IVT5556I,                                MESSAGE ID-
TEXT='IVT5556I TOTAL FOR OWNERID %',
ROUTCDE=2,                                         ROUTING CODE-
DESC=5,                                           DESCRIPTOR CODE-
SUPP=NEVER,                                       SUPPRESSION CODE-
OPT=NOBLKSUP                                MESSAGE PROCESSING OPTIONS
USSMSG MSG=IVT5557I,                                MESSAGE ID-
TEXT='IVT5557I OWNERID: ASID = % JOBNAME = % (2)',
ROUTCDE=2,                                         ROUTING CODE-
DESC=5,                                           DESCRIPTOR CODE-
SUPP=NEVER,                                       SUPPRESSION CODE-
OPT=NOBLKSUP                                MESSAGE PROCESSING OPTIONS
USSMSG MSG=IVT5558I,                                MESSAGE ID-
TEXT='IVT5558I % (2) UNABLE TO DETERMINE BUFFER VALUES-
',
ROUTCDE=2,                                         ROUTING CODE-
DESC=5,                                           DESCRIPTOR CODE-
SUPP=NEVER,                                       SUPPRESSION CODE-
OPT=NOBLKSUP                                MESSAGE PROCESSING OPTIONS
USSMSG MSG=IVT5559I,                                MESSAGE ID-
TEXT='IVT5559I CSM DATA SPACE % NAME: % (2)',
ROUTCDE=2,                                         ROUTING CODE-
DESC=5,                                           DESCRIPTOR CODE-
SUPP=NEVER,                                       SUPPRESSION CODE-
OPT=NOBLKSUP                                MESSAGE PROCESSING OPTIONS
USSMSG MSG=IVT5560I,                                MESSAGE ID-
TEXT='IVT5560I CSM ECSA STORAGE LIMIT EXCEEDED',
ROUTCDE=2,                                         ROUTING CODE-
DESC=5,                                           DESCRIPTOR CODE-
SUPP=NEVER,                                       SUPPRESSION CODE-
OPT=NOBLKSUP                                MESSAGE PROCESSING OPTIONS
USSMSG MSG=IVT5561I,                                MESSAGE ID-
TEXT='IVT5561I CSM FIXED STORAGE LIMIT EXCEEDED',
ROUTCDE=2,                                         ROUTING CODE-
DESC=5,                                           DESCRIPTOR CODE-
SUPP=NEVER,                                       SUPPRESSION CODE-
OPT=NOBLKSUP                                MESSAGE PROCESSING OPTIONS
USSMSG MSG=IVT5562I,                                MESSAGE ID-
TEXT='IVT5562I CSM ECSA STORAGE AT CRITICAL LEVEL',
ROUTCDE=2,                                         ROUTING CODE-
DESC=5,                                           DESCRIPTOR CODE-
SUPP=NEVER,                                       SUPPRESSION CODE-
OPT=NOBLKSUP                                MESSAGE PROCESSING OPTIONS
USSMSG MSG=IVT5563I,                                MESSAGE ID-
TEXT='IVT5563I CSM FIXED STORAGE AT CRITICAL LEVEL',
ROUTCDE=2,                                         ROUTING CODE-
DESC=5,                                           DESCRIPTOR CODE-
SUPP=NEVER,                                       SUPPRESSION CODE-
OPT=NOBLKSUP                                MESSAGE PROCESSING OPTIONS
USSMSG MSG=IVT5564I,                                MESSAGE ID-
TEXT='IVT5564I CSM ECSA STORAGE SHORTAGE RELIEVED',
ROUTCDE=2,                                         ROUTING CODE-
DESC=5,                                           DESCRIPTOR CODE-
SUPP=NEVER,                                       SUPPRESSION CODE-
OPT=NOBLKSUP                                MESSAGE PROCESSING OPTIONS

```

```

USSMSG MSG=IVT5565I, MESSAGE ID-
TEXT='IVT5565I CSM FIXED STORAGE SHORTAGE RELIEVED', -
ROUTCDE=2, ROUTING CODE-
DESC=5, DESCRIPTOR CODE-
SUPP=NEVER, SUPPRESSION CODE-
OPT=NOBLKSUP MESSAGE PROCESSING OPTIONS
USSMSG MSG=IVT5566I, MESSAGE ID-
TEXT='IVT5566I CSM MONITOR IS ACTIVE', -
ROUTCDE=2, ROUTING CODE-
DESC=5, DESCRIPTOR CODE-
SUPP=NEVER, SUPPRESSION CODE-
OPT=NOBLKSUP MESSAGE PROCESSING OPTIONS
USSMSG MSG=IVT5567I, MESSAGE ID-
TEXT='IVT5567I CSM MONITOR IS NOT ACTIVE', -
ROUTCDE=2, ROUTING CODE-
DESC=5, DESCRIPTOR CODE-
SUPP=NEVER, SUPPRESSION CODE-
OPT=NOBLKSUP MESSAGE PROCESSING OPTIONS
USSMSG MSG=IVT5568I, MESSAGE ID-
TEXT='IVT5568I MONITOR PARAMETER VALUE IS NOT VALID', -
ROUTCDE=2, ROUTING CODE-
DESC=5, DESCRIPTOR CODE-
SUPP=NEVER, SUPPRESSION CODE-
OPT=NOBLKSUP MESSAGE PROCESSING OPTIONS
USSMSG MSG=IVT5569I, MESSAGE ID-
TEXT='IVT5569I CSM MONITOR IS DYNAMIC AND CURRENTLY ACTI-
VE', -
ROUTCDE=2, ROUTING CODE-
DESC=5, DESCRIPTOR CODE-
SUPP=NEVER, SUPPRESSION CODE-
OPT=NOBLKSUP MESSAGE PROCESSING OPTIONS
USSMSG MSG=IVT5570I, MESSAGE ID-
TEXT='IVT5570I CSM MONITOR IS DYNAMIC AND CURRENTLY NOT -
ACTIVE', -
ROUTCDE=2, ROUTING CODE-
DESC=5, DESCRIPTOR CODE-
SUPP=NEVER, SUPPRESSION CODE-
OPT=NOBLKSUP MESSAGE PROCESSING OPTIONS
USSMSG MSG=IVT5571I, MESSAGE ID-
TEXT='IVT5571I MONITOR PARAMETER IS NOT VALID WITH %', -
ROUTCDE=2, ROUTING CODE-
DESC=5, DESCRIPTOR CODE-
SUPP=NEVER, SUPPRESSION CODE-
OPT=BLKSUP MESSAGE PROCESSING OPTIONS
USSMSG MSG=IVT5572I, MESSAGE ID-
TEXT='IVT5572I PROCESSING DISPLAY CSMUSE COMMAND - OWNER-
ID NOT SPECIFIED', -
ROUTCDE=2, ROUTING CODE-
DESC=5, DESCRIPTOR CODE-
SUPP=NEVER, SUPPRESSION CODE-
OPT=NOBLKSUP MESSAGE PROCESSING OPTIONS
USSMSG MSG=IVT5573I, MESSAGE ID-
TEXT='IVT5573I PROCESSING DISPLAY CSMUSE COMMAND - OWNER-
ID SPECIFIED', -
ROUTCDE=2, ROUTING CODE-
DESC=5, DESCRIPTOR CODE-
SUPP=NEVER, SUPPRESSION CODE-
OPT=NOBLKSUP MESSAGE PROCESSING OPTIONS
USSMSG MSG=IVT5574I, MESSAGE ID-
TEXT='IVT5574I PROCESSING DISPLAY CSMUSE COMMAND - POOL -
SPECIFIED', -
ROUTCDE=2, ROUTING CODE-
DESC=5, DESCRIPTOR CODE-
SUPP=NEVER, SUPPRESSION CODE-
OPT=NOBLKSUP MESSAGE PROCESSING OPTIONS
USSMSG MSG=IVT5575I, MESSAGE ID-
TEXT='IVT5575I USAGE SUMMARY - % POOL TOTAL (ALL USERS) -
= %(2)', -
ROUTCDE=2, ROUTING CODE-
DESC=5, DESCRIPTOR CODE-
SUPP=NEVER, SUPPRESSION CODE-
OPT=NOBLKSUP MESSAGE PROCESSING OPTIONS
USSMSG MSG=IVT5576I, MESSAGE ID-
TEXT='IVT5576I AMOUNT MONITOR ID OWNERID JOBNA-
ME', -
ROUTCDE=2, ROUTING CODE-
DESC=5, DESCRIPTOR CODE-
SUPP=NEVER, SUPPRESSION CODE-
OPT=NOBLKSUP MESSAGE PROCESSING OPTIONS
USSMSG MSG=IVT5577I, MESSAGE ID-
TEXT='IVT5577I % %(2) %(3) %(4)', -
ROUTCDE=2, ROUTING CODE-

```

```

DESC=5,                                DESCRIPTOR CODE-
SUPP=NEVER,                            SUPPRESSION CODE-
OPT=NOBLKSUP                           MESSAGE PROCESSING OPTIONS
USSMSG MSG=IVT5578I,                   MESSAGE ID-
TEXT='IVT5578I DISPLAY TOTAL FOR % POOL %(2) USERS) -
      = %(3)',                         -
ROUTCDE=2,                             ROUTING CODE-
DESC=5,                                DESCRIPTOR CODE-
SUPP=NEVER,                            SUPPRESSION CODE-
OPT=NOBLKSUP                           MESSAGE PROCESSING OPTIONS
USSMSG MSG=IVT5579I,                   MESSAGE ID-
TEXT='IVT5579I BUFFER USE FOR % :   USECNT  USERDATA  M-
      ONITOR HISTORY',                 -
ROUTCDE=2,                             ROUTING CODE-
DESC=5,                                DESCRIPTOR CODE-
SUPP=NEVER,                            SUPPRESSION CODE-
OPT=NOBLKSUP                           MESSAGE PROCESSING OPTIONS
USSMSG MSG=IVT5580I,                   MESSAGE ID-
TEXT='IVT5580I                        %  %(2)      %(3)', -
ROUTCDE=2,                             ROUTING CODE-
DESC=5,                                DESCRIPTOR CODE-
SUPP=NEVER,                            SUPPRESSION CODE-
OPT=NOBLKSUP                           MESSAGE PROCESSING OPTIONS
USSMSG MSG=IVT5581I,                   MESSAGE ID-
TEXT='IVT5581I POOL NAME NOT VALID',   -
ROUTCDE=2,                             ROUTING CODE-
DESC=5,                                DESCRIPTOR CODE-
SUPP=NEVER,                            SUPPRESSION CODE-
OPT=NOBLKSUP                           MESSAGE PROCESSING OPTIONS
USSMSG MSG=IVT5582I,                   MESSAGE ID-
TEXT='IVT5582I DISPLAY CSMUSE COMMAND SYNTAX NOT VALID', -
ROUTCDE=2,                             ROUTING CODE-
DESC=5,                                DESCRIPTOR CODE-
SUPP=NEVER,                            SUPPRESSION CODE-
OPT=NOBLKSUP                           MESSAGE PROCESSING OPTIONS
USSMSG MSG=IVT5583I,                   MESSAGE ID-
TEXT='IVT5583I NO CSM STORAGE IS CURRENTLY IN USE FOR PO-
      OL %',                           -
ROUTCDE=2,                             ROUTING CODE-
DESC=5,                                DESCRIPTOR CODE-
SUPP=NEVER,                            SUPPRESSION CODE-
OPT=NOBLKSUP                           MESSAGE PROCESSING OPTIONS
USSMSG MSG=IVT5584I,                   MESSAGE ID-
TEXT='IVT5584I USAGE DETAILS - % POOL - POOL TOTAL = %(2-
      )',                               -
ROUTCDE=2,                             ROUTING CODE-
DESC=5,                                DESCRIPTOR CODE-
SUPP=NEVER,                            SUPPRESSION CODE-
OPT=NOBLKSUP                           MESSAGE PROCESSING OPTIONS
USSMSG MSG=IVT5585I,                   MESSAGE ID-
TEXT='IVT5585I DETAIL TOTAL FOR % POOL = %(2)', -
ROUTCDE=2,                             ROUTING CODE-
DESC=5,                                DESCRIPTOR CODE-
SUPP=NEVER,                            SUPPRESSION CODE-
OPT=NOBLKSUP                           MESSAGE PROCESSING OPTIONS
USSMSG MSG=IVT5586I,                   MESSAGE ID-
TEXT='IVT5586I DISPLAY CSMUSE SYNTAX NOT VALID - DUPLICA-
      TE OPERAND',                     -
ROUTCDE=2,                             ROUTING CODE-
DESC=5,                                DESCRIPTOR CODE-
SUPP=NEVER,                            SUPPRESSION CODE-
OPT=NOBLKSUP                           MESSAGE PROCESSING OPTIONS
USSMSG MSG=IVT5587I,                   MESSAGE ID-
TEXT='IVT5587I % NOT VALID ON DISPLAY CSMUSE COMMAND', -
ROUTCDE=2,                             ROUTING CODE-
DESC=5,                                DESCRIPTOR CODE-
SUPP=NEVER,                            SUPPRESSION CODE-
OPT=NOBLKSUP                           MESSAGE PROCESSING OPTIONS
USSMSG MSG=IVT5588I,                   MESSAGE ID-
TEXT='IVT5588I NO CSM STORAGE IS CURRENTLY IN USE FOR AN-
      Y USERS',                         -
ROUTCDE=2,                             ROUTING CODE-
DESC=5,                                DESCRIPTOR CODE-
SUPP=NEVER,                            SUPPRESSION CODE-
OPT=NOBLKSUP                           MESSAGE PROCESSING OPTIONS
USSMSG MSG=IVT5589I,                   MESSAGE ID-
TEXT='IVT5589I DISPLAY TOTAL FOR % POOL FOR THIS OWNERID-
      = %(2)',                         -
ROUTCDE=2,                             ROUTING CODE-
DESC=5,                                DESCRIPTOR CODE-
SUPP=NEVER,                            SUPPRESSION CODE-
OPT=NOBLKSUP                           MESSAGE PROCESSING OPTIONS

```

```

USSMSG MSG=IVT5590I, MESSAGE ID-
TEXT='IVT5590I MAX ECSA VALUE ADJUSTED TO 90 PERCENT OF -
SYSTEM ECSA', -
ROUTCDE=2, ROUTING CODE-
DESC=6, DESCRIPTOR CODE-
SUPP=WARN, SUPPRESSION CODE-
OPT=NOBLKSUP MESSAGE PROCESSING OPTIONS
USSMSG MSG=IVT5591I, MESSAGE ID-
TEXT='IVT5591I CSM ECSA STORAGE AT CONSTRAINED LEVEL', -
ROUTCDE=2, ROUTING CODE-
DESC=6, DESCRIPTOR CODE-
SUPP=WARN, SUPPRESSION CODE-
OPT=NOBLKSUP MESSAGE PROCESSING OPTIONS
USSMSG MSG=IVT5592I, MESSAGE ID-
TEXT='IVT5592I CSM FIXED STORAGE AT CONSTRAINED LEVEL', -
ROUTCDE=2, ROUTING CODE-
DESC=6, DESCRIPTOR CODE-
SUPP=WARN, SUPPRESSION CODE-
OPT=NOBLKSUP MESSAGE PROCESSING OPTIONS
USSMSG MSG=IVT5593I, MESSAGE ID-
TEXT='IVT5593I CSM CREATED AN ADDITIONAL DATA SPACE %', -
ROUTCDE=2, ROUTING CODE-
DESC=6, DESCRIPTOR CODE-
SUPP=NEVER, SUPPRESSION CODE-
OPT=BLKSUP MESSAGE PROCESSING OPTIONS
USSMSG MSG=IVT5594I, MESSAGE ID-
TEXT='IVT5594I % MAXIMUM USED = %(2) SINCE IPL', -
ROUTCDE=2, ROUTING CODE-
DESC=5, DESCRIPTOR CODE-
SUPP=NEVER, SUPPRESSION CODE-
OPT=NOBLKSUP MESSAGE PROCESSING OPTIONS
USSMSG MSG=IVT5595I, MESSAGE ID-
TEXT='IVT5595I HVCOMM MAXIMUM = %', -
ROUTCDE=2, ROUTING CODE-
DESC=5, DESCRIPTOR CODE-
SUPP=NEVER, SUPPRESSION CODE-
OPT=NOBLKSUP MESSAGE PROCESSING OPTIONS
USSMSG MSG=IVT5596I, MESSAGE ID-
TEXT='IVT5596I HVCOMM PARAMETER VALUE NOT VALID', -
ROUTCDE=2, ROUTING CODE-
DESC=5, DESCRIPTOR CODE-
SUPP=NEVER, SUPPRESSION CODE-
OPT=NOBLKSUP MESSAGE PROCESSING OPTIONS
USSMSG MSG=IVT5598I, MESSAGE ID-
TEXT='IVT5598I CSM HVCOMM STORAGE LIMIT EXCEEDED', -
ROUTCDE=2, ROUTING CODE-
DESC=5, DESCRIPTOR CODE-
SUPP=NEVER, SUPPRESSION CODE-
OPT=NOBLKSUP MESSAGE PROCESSING OPTIONS
USSMSG MSG=IVT5599I, MESSAGE ID-
TEXT='IVT5599I END', -
ROUTCDE=2, ROUTING CODE-
DESC=5, DESCRIPTOR CODE-
SUPP=NEVER, SUPPRESSION CODE-
OPT=NOBLKSUP MESSAGE PROCESSING OPTIONS
USSMSG MSG=IVT5600I, MESSAGE ID-
TEXT='IVT5600I PROBE % ATTEMPTED - FFST NOT AVAILABLE', -
ROUTCDE=5, ROUTING CODE-
DESC=2, DESCRIPTOR CODE-
SUPP=WARN, SUPPRESSION CODE-
OPT=NOBLKSUP MESSAGE PROCESSING OPTIONS
USSMSG MSG=IVT5603I, MESSAGE ID-
TEXT='IVT5603I % HVCOMM STORAGE ALLOCATION FAILED IN CSM-
', -
ROUTCDE=2, ROUTING CODE-
DESC=5, DESCRIPTOR CODE-
SUPP=NEVER, SUPPRESSION CODE-
OPT=BLKSUP MESSAGE PROCESSING OPTIONS
USSMSG MSG=IVT5604I, MESSAGE ID-
TEXT='IVT5604I HVCOMM MAXIMUM = % HVCOMM CURRENT = %(2)-
', -
ROUTCDE=2, ROUTING CODE-
DESC=5, DESCRIPTOR CODE-
SUPP=NEVER, SUPPRESSION CODE-
OPT=NOBLKSUP MESSAGE PROCESSING OPTIONS
USSMSG MSG=IVT5605I, MESSAGE ID-
TEXT='IVT5605I CSM HVCOMM STORAGE AT CRITICAL LEVEL', -
ROUTCDE=2, ROUTING CODE-
DESC=6, DESCRIPTOR CODE-
SUPP=NEVER, SUPPRESSION CODE-
OPT=NOBLKSUP MESSAGE PROCESSING OPTIONS
USSMSG MSG=IVT5606I, MESSAGE ID-

```

```

TEXT='IVT5606I CSM HVCOMM STORAGE SHORTAGE RELIEVED', -
ROUTCDE=2, ROUTING CODE-
DESC=6, DESCRIPTOR CODE-
SUPP=NEVER, SUPPRESSION CODE-
OPT=NOBLKSUP MESSAGE PROCESSING OPTIONS
USSMSG MSG=IVT5607I, MESSAGE ID-
TEXT='IVT5607I CSM HVCOMM STORAGE AT CONSTRAINED LEVEL', -
ROUTCDE=2, ROUTING CODE-
DESC=6, DESCRIPTOR CODE-
SUPP=NEVER, SUPPRESSION CODE-
OPT=NOBLKSUP MESSAGE PROCESSING OPTIONS

USSEND
* END OF ISTINCNO USS DEFINITION TABLE
END

```

```

ISTINCNO USSTAB FORMAT=DYNAMIC
* MODULE NAME: ISTINCNO
*
* COPYRIGHT = Licensed Materials - Property of IBM
*
* "Restricted Materials of IBM"
*
* 5650-Z0S
*
* Copyright IBM Corp. 1984, 2019
*
* Status = CSV2R4
*
* USS TABLE FOR ACF/VTAM OPERATOR COMMANDS AND MESSAGES
*
* $MOD(ISTINCNO),COMP(MSGS),PROD(VTAM): COMMAND & MESSAGE TABLE
*
* TABLE NAME: ISTINCNO
*
* BEGINNING OF COMMAND DEFINITIONS:
*****
* DISPLAY COMMAND(NETWORK OPERATOR SERVICES)
*****
USSCMD CMD=DISPLAY,FORMAT=BAL
USSPARM PARM=A,REP=SCOPE,VALUE=ACT
USSPARM PARM=ACT,REP=SCOPE,VALUE=ACT
USSPARM PARM=ACTIVITY,REP=SCOPE,VALUE=ACTIVITY
USSPARM PARM=ACTONLY,REP=SCOPE,VALUE=ACTONLY
USSPARM PARM=ACTSESS,REP=SCOPE,VALUE=ACTSESS
USSPARM PARM=ADJCLUST,REP=VERB,VALUE=ADJCLUST
USSPARM PARM=ADJCP,REP=VERB,VALUE=ADJCP
USSPARM PARM=ADJSSCPS,REP=VERB,VALUE=ADJSSCPS
USSPARM PARM=APING,REP=VERB,VALUE=APING
USSPARM PARM=APINGDTP,REP=VERB,VALUE=APINGDTP
USSPARM PARM=APINGTP,REP=VERB,VALUE=APINGTP
USSPARM PARM=APPLS,REP=VERB,VALUE=APPLS
USSPARM PARM=APPNTOSA,REP=VERB,VALUE=APPNTOSA
USSPARM PARM=AUTOLOG,REP=VERB,VALUE=AUTOLOG
USSPARM PARM=BFRUSE,REP=VERB,VALUE=BFRUSE
USSPARM PARM=BNCOSMAP,REP=VERB,VALUE=BNCOSMAP
USSPARM PARM=CDRMS,REP=VERB,VALUE=CDRMS
USSPARM PARM=CDRSCS,REP=VERB,VALUE=CDRSCS
USSPARM PARM=CLSTRS,REP=VERB,VALUE=CLSTRS
USSPARM PARM=CNOS,REP=VERB,VALUE=CNOS
USSPARM PARM=CONCT,REP=SCOPE,VALUE=CONCT
USSPARM PARM=CONVID,REP=VERB,VALUE=DCONVID
USSPARM PARM=COS,REP=VERB,VALUE=COS
USSPARM PARM=CPS,REP=VERB,VALUE=CPS
USSPARM PARM=CPCP,REP=VERB,VALUE=CPCP
USSPARM PARM=CPSTAB,REP=VERB,VALUE=CPS
USSPARM PARM=CSDUMP,REP=VERB,VALUE=CSDUMP
USSPARM PARM=DET,REP=LIST,VALUE=DETAIL
USSPARM PARM=DETAIL,REP=LIST,VALUE=DETAIL
USSPARM PARM=DEVSTATS,REP=DEVSTATS,VALUE=YES
USSPARM PARM=DIRECTRY,REP=VERB,VALUE=DIRECTRY
USSPARM PARM=DISK,REP=VERB,VALUE=DISK
USSPARM PARM=DLUR,REP=VERB,VALUE=DLURS
USSPARM PARM=DLURS,REP=VERB,VALUE=DLURS
USSPARM PARM=E,REP=SCOPE,VALUE=ALL
USSPARM PARM=EE,REP=VERB,VALUE=EE
USSPARM PARM=EEDIAG,REP=VERB,VALUE=EEDIAG
USSPARM PARM=EVERY,REP=SCOPE,VALUE=ALL
USSPARM PARM=EXIT,REP=VERB,VALUE=EXIT
USSPARM PARM=GRAFFIN,REP=VERB,VALUE=GRAFFIN

```

```

USSPARM PARM=GROUPS,REP=VERB,VALUE=GROUPS
USSPARM PARM=GRPREFS,REP=VERB,VALUE=GRPREFS
USSPARM PARM=HPRDIAG,REP=HPRDIAG,VALUE=YES
USSPARM PARM=I,REP=SCOPE,VALUE=INACT
USSPARM PARM=ID
USSPARM PARM=INACT,REP=SCOPE,VALUE=INACT
USSPARM PARM=INACTONL,REP=SCOPE,VALUE=INACTONLY
USSPARM PARM=INOPCODE,REP=VERB,VALUE=INOPCODE
USSPARM PARM=INOPDUMP,REP=VERB,VALUE=DINOPDUM
USSPARM PARM=LINE,REP=VERB,VALUE=LINES
USSPARM PARM=LINES,REP=VERB,VALUE=LINES
USSPARM PARM=LIST
USSPARM PARM=LMTBL,REP=VERB,VALUE=DLMTBL
USSPARM PARM=LUGROUPS,REP=VERB,VALUE=LUGROUPS
USSPARM PARM=MAJNODES,REP=VERB,VALUE=MAJNODES
USSPARM PARM=MODELS,REP=VERB,VALUE=MODELS
USSPARM PARM=N,REP=SCOPE,VALUE=ONLY
USSPARM PARM=NCPSTOR,REP=VERB,VALUE=NCPSTOR
USSPARM PARM=NETID
USSPARM PARM=NETSRVR,REP=VERB,VALUE=NETSRVR
USSPARM PARM=NONE,REP=SCOPE,VALUE=ONLY
USSPARM PARM=P,REP=VERB,VALUE=PATHS
USSPARM PARM=PATHS,REP=VERB,VALUE=PATHS
USSPARM PARM=PATHTAB,REP=VERB,VALUE=PATHTAB
USSPARM PARM=PEND,REP=SCOPE,VALUE=PENDING
USSPARM PARM=PENDING,REP=VERB,VALUE=PENDING
USSPARM PARM=RECENT,REP=SCOPE,VALUE=RECENT
USSPARM PARM=RELS,REP=SCOPE,VALUE=RELS
USSPARM PARM=RESET,REP=SCOPE,VALUE=RESET
USSPARM PARM=ROUTE,REP=VERB,VALUE=ROUTE
USSPARM PARM=RSCLIST,REP=VERB,VALUE=RSCLIST
USSPARM PARM=RTPS,REP=VERB,VALUE=RTPS
USSPARM PARM=SAMAP,REP=VERB,VALUE=SAMAP
USSPARM PARM=SATOAPPN,REP=VERB,VALUE=SATOAPPN
USSPARM PARM=SCOPE
USSPARM PARM=SESSION,REP=VERB,VALUE=SESSIONS
USSPARM PARM=SESSIONS,REP=VERB,VALUE=SESSIONS
USSPARM PARM=SNSFILTR,REP=VERB,VALUE=SNSFILTR
USSPARM PARM=SRCHINFO,REP=VERB,VALUE=SRCHINFO
USSPARM PARM=STATIONS,REP=VERB,VALUE=STATIONS
USSPARM PARM=STATS,REP=VERB,VALUE=STATS
USSPARM PARM=STORUSE,REP=VERB,VALUE=STORUSE
USSPARM PARM=SUM,REP=LIST,VALUE=SUMMARY
USSPARM PARM=SUMMARY,REP=LIST,VALUE=SUMMARY
USSPARM PARM=TABLE,REP=VERB,VALUE=DTABLE
USSPARM PARM=TERMS,REP=VERB,VALUE=TERMS
USSPARM PARM=TGP,REP=VERB,VALUE=TGPS
USSPARM PARM=TGPS,REP=VERB,VALUE=TGPS
USSPARM PARM=TNSTAT,REP=VERB,VALUE=DTNSTAT
USSPARM PARM=TOPO,REP=VERB,VALUE=TOPO
USSPARM PARM=TRACE,REP=VERB,VALUE=TRACES
USSPARM PARM=TRACES,REP=VERB,VALUE=TRACES
USSPARM PARM=TRL,REP=VERB,VALUE=TRL
USSPARM PARM=TSUSER,REP=VERB,VALUE=TSUSER
USSPARM PARM=U,REP=VERB,VALUE=TSUSER
USSPARM PARM=USERVAR,REP=VERB,VALUE=USERVAR
USSPARM PARM=VTAMOPTS,REP=VERB,VALUE=VTAMOPTS
USSPARM PARM=VTAMSTOR,REP=VERB,VALUE=VTAMSTOR
*****
* DISPLAY ADJCP COMMAND
*****
USSCMD CMD=ADJCP,FORMAT=BAL
*****
* DISPLAY ADJSSCPS COMMAND
*****
USSCMD CMD=ADJSSCPS,FORMAT=BAL
USSPARM PARM=CDRM
USSPARM PARM=CDRSC
USSPARM PARM=SCOPE,DEFAULT=ONLY
USSPARM PARM=MAX
*****
* DISPLAY APPLS COMMAND
*****
USSCMD CMD=APPLS,FORMAT=BAL
USSPARM PARM=MAX
USSPARM PARM=SCOPE,DEFAULT=ALL
*****
* DISPLAY APING COMMAND
*****
USSCMD CMD=APING,FORMAT=BAL
USSPARM PARM=CONSEC,DEFAULT=1
USSPARM PARM=ECHO,DEFAULT=YES

```

```

USSPARM PARM=ITER,DEFAULT=2
USSPARM PARM=LIST,DEFAULT=ALL
USSPARM PARM=LOGMODE,DEFAULT=#INTER
USSPARM PARM=PASSWORD
USSPARM PARM=SIZE,DEFAULT=100
USSPARM PARM=TP,DEFAULT=APINGD
USSPARM PARM=USERID
*****
* DISPLAY APINGDTP COMMAND
*****
USSCMD  CMD=APINGDTP,FORMAT=BAL
USSPARM PARM=LIST
USSPARM PARM=MAX
*****
* DISPLAY APINGTP COMMAND
*****
USSCMD  CMD=APINGTP,FORMAT=BAL
USSPARM PARM=LIST
USSPARM PARM=MAX
*****
* DISPLAY APPNTOSA COMMAND
*****
USSCMD  CMD=APPNTOSA,FORMAT=BAL
*****
* DISPLAY AUTOLOG COMMAND
*****
USSCMD  CMD=AUTOLOG,FORMAT=BAL
USSPARM PARM=MAX
USSPARM PARM=SCOPE,DEFAULT=ONLY
*****
* DISPLAY BFRUSE COMMAND
*****
USSCMD  CMD=BFRUSE,FORMAT=BAL
USSPARM PARM=BUF,REP=BUFFER
USSPARM PARM=BUFFER,DEFAULT=*
*****
* DISPLAY BNCOSMAP COMMAND
*****
USSCMD  CMD=BNCOSMAP,FORMAT=BAL
*****
* DISPLAY CDRMS COMMAND
*****
USSCMD  CMD=CDRMS,FORMAT=BAL
USSPARM PARM=MAX
USSPARM PARM=SCOPE,DEFAULT=ALL
*****
* DISPLAY CDRSCS COMMAND
*****
USSCMD  CMD=CDRSCS,FORMAT=BAL
USSPARM PARM=MAX
USSPARM PARM=SCOPE,DEFAULT=ALL
*****
* DISPLAY CLSTRS COMMAND
*****
USSCMD  CMD=CLSTRS,FORMAT=BAL
USSPARM PARM=MAX
USSPARM PARM=OWNER
USSPARM PARM=SCOPE,DEFAULT=ALL
USSPARM PARM=LIST,DEFAULT=ALL
*****
* DISPLAY CNOS COMMAND
*****
USSCMD  CMD=DCNOS,FORMAT=BAL
USSPARM PARM=LOG,REP=LOGMODE
USSPARM PARM=LOGMODE
USSPARM PARM=LU,REP=LUNAME
USSPARM PARM=LUNAME
*****
* DISPLAY CONVID COMMAND
*****
USSCMD  CMD=DCONVID,FORMAT=BAL
USSPARM PARM=ETIME,DEFAULT=0
USSPARM PARM=LOG,REP=LOGMODE
USSPARM PARM=LOGMODE
USSPARM PARM=LU,REP=LUNAME
USSPARM PARM=LUNAME
*****
* DISPLAY COS COMMAND
*****
USSCMD  CMD=COS,FORMAT=BAL
*****
* DISPLAY CPCP COMMAND

```



```

*****
USSCMD CMD=CPCP,FORMAT=BAL
USSPARM PARM=SCOPE,DEFAULT=ALL
USSPARM PARM=LIST,DEFAULT=ALL
USSPARM PARM=MAX
*****
* DISPLAY CPS COMMAND
*****
USSCMD CMD=CPS,FORMAT=BAL
*****
* DISPLAY CSDUMP COMMAND
*****
USSCMD CMD=CSDUMP,FORMAT=BAL
*****
* DISPLAY DIRECTRY COMMAND
*****
USSCMD CMD=DIRECTRY,FORMAT=BAL
USSPARM PARM=SCOPE,DEFAULT=ONLY
*****
* DISPLAY DISK COMMAND
*****
USSCMD CMD=DISK,FORMAT=BAL
*****
* DISPLAY EE COMMAND
*****
USSCMD CMD=EE,FORMAT=BAL
USSPARM PARM=CPNAME
USSPARM PARM=ID
USSPARM PARM=IPADDR
USSPARM PARM=IP,REP=IPADDR
USSPARM PARM=HOSTNAME
USSPARM PARM=HN,REP=HOSTNAME
USSPARM PARM=LIST,DEFAULT=SUMMARY
USSPARM PARM=MAX
*****
* DISPLAY EEDIAG COMMAND
*****
USSCMD CMD=EEDIAG,FORMAT=BAL
USSPARM PARM=CLEAR,REP=CLEAR,VALUE=ALL
USSPARM PARM=ID
USSPARM PARM=IPADDR
USSPARM PARM=IP,REP=IPADDR
USSPARM PARM=HOSTNAME
USSPARM PARM=HN,REP=HOSTNAME
USSPARM PARM=TEST
USSPARM PARM=TEST,REP=TEST,VALUE=YES
USSPARM PARM=LIST,DEFAULT=SUMMARY
USSPARM PARM=MAX,DEFAULT=20
*****
* DISPLAY EXIT COMMAND
*****
USSCMD CMD=EXIT,FORMAT=BAL
USSPARM PARM=MAX
*****
* DISPLAY GRAFFIN COMMAND
*****
USSCMD CMD=GRAFFIN,FORMAT=BAL
USSPARM PARM=LU,DEFAULT=*. *
USSPARM PARM=GNAME,DEFAULT=*. *
USSPARM PARM=MAX
*****
* DISPLAY GROUPS COMMAND
*****
USSCMD CMD=GROUPS,FORMAT=BAL
USSPARM PARM=MAX
USSPARM PARM=SCOPE,DEFAULT=ALL
*****
* DISPLAY GRPREFS COMMAND
*****
USSCMD CMD=GRPREFS,FORMAT=BAL
*****
* DISPLAY INOPCODE COMMAND
*****
USSCMD CMD=INOPCODE
*****
* DISPLAY INOPDUMP COMMAND
*****
USSCMD CMD=DINOPDUM
*****
* DISPLAY LINES COMMAND
*****
USSCMD CMD=LINES,FORMAT=BAL

```

```

USSPARM PARM=DEFINED,REP=USE,VALUE=DEFINED
USSPARM PARM=MAX
USSPARM PARM=OWNER
USSPARM PARM=SCOPE,DEFAULT=ALL
USSPARM PARM=SPARE,REP=USE,VALUE=SPARE
USSPARM PARM=USE
USSPARM PARM=LIST,DEFAULT=ALL
*****
* DISPLAY LMTBL COMMAND
*****
USSCMD  CMD=DLMTBL,FORMAT=BAL
USSPARM PARM=LU,REP=LUNAME
USSPARM PARM=LUNAME
USSPARM PARM=TYPE
*****
* DISPLAY LUGROUPS COMMAND
*****
USSCMD  CMD=LUGROUPS,FORMAT=BAL
USSPARM PARM=GROUP
USSPARM PARM=SCOPE,DEFAULT=ONLY
USSPARM PARM=MAX
*****
* DISPLAY MAJNODES COMMAND
*****
USSCMD  CMD=MAJNODES,FORMAT=BAL
USSPARM PARM=MAX
*****
* DISPLAY MODELS COMMAND
*****
USSCMD  CMD=MODELS,FORMAT=BAL
USSPARM PARM=SCOPE,DEFAULT=ONLY
*****
* DISPLAY NCPSTOR COMMAND
*****
USSCMD  CMD=NCPSTOR,FORMAT=BAL
USSPARM PARM=ADDR
USSPARM PARM=LENGTH,DEFAULT=32
USSPARM PARM=STORAGE,DEFAULT=MAIN
*****
* DISPLAY NETSRVR COMMAND
*****
USSCMD  CMD=NETSRVR,FORMAT=BAL
USSPARM PARM=SCOPE,DEFAULT=ALL
*****
* DISPLAY PATHS COMMAND
*****
USSCMD  CMD=PATHS,FORMAT=BAL
*****
* DISPLAY PATHTAB COMMAND
*****
USSCMD  CMD=PATHTAB,FORMAT=BAL
USSPARM PARM=ADJSUB
USSPARM PARM=DESTSUB
USSPARM PARM=MAX
*****
* DISPLAY PENDING COMMAND
*****
USSCMD  CMD=PENDING,FORMAT=BAL
USSPARM PARM=MAX
*****
* DISPLAY ROUTE COMMAND
*****
USSCMD  CMD=ROUTE,FORMAT=BAL
USSPARM PARM=BLOCKED
USSPARM PARM=COSNAME
USSPARM PARM=DESTSA,REP=DESTSUB
USSPARM PARM=DESTSUB
USSPARM PARM=ER
USSPARM PARM=HELD
USSPARM PARM=ORIGIN
USSPARM PARM=TEST,DEFAULT=NO
USSPARM PARM=VR
*****
* DISPLAY RSCLIST COMMAND
*****
USSCMD  CMD=RSCLIST,FORMAT=BAL
USSPARM PARM=EXCLUDE
USSPARM PARM=MAJNODE
USSPARM PARM=IDTYPE,DEFAULT=*
USSPARM PARM=MAX
USSPARM PARM=SCOPE,DEFAULT=ALL
*****

```

```

* DISPLAY RTPS COMMAND
*****
USSCMD  CMD=RTPS,FORMAT=BAL
USSPARM PARM=APPNCOS
USSPARM PARM=CLEAR,REP=CLEAR,VALUE=ALL
USSPARM PARM=CONGEST,DEFAULT=ALL
USSPARM PARM=CPNAME
USSPARM PARM=LIST,DEFAULT=DETAIL
USSPARM PARM=MAX
USSPARM PARM=SWITCH,DEFAULT=ALL
USSPARM PARM=STALL,DEFAULT=ALL
*****
* DISPLAY SAMAP COMMAND
*****
USSCMD  CMD=SAMAP,FORMAT=BAL
*****
* DISPLAY SATOAPPN COMMAND
*****
USSCMD  CMD=SATOAPPN,FORMAT=BAL
*****
* DISPLAY SESSIONS COMMAND
*****
USSCMD  CMD=SESSIONS,FORMAT=BAL
USSPARM PARM=LIST,DEFAULT=COUNT
USSPARM PARM=LU1
USSPARM PARM=LU2
USSPARM PARM=MAX
USSPARM PARM=PLU
USSPARM PARM=SCOPE,DEFAULT=ALL
USSPARM PARM=SID
USSPARM PARM=SLU
USSPARM PARM=PATH,REP=PATHINFO,VALUE=YES
USSPARM PARM=PATHINFO,DEFAULT=YES
*****
* DISPLAY SNSFILTR COMMAND
*****
USSCMD  CMD=SNSFILTR,FORMAT=BAL
*****
* DISPLAY SRCHINFO COMMAND
*****
USSCMD  CMD=SRCHINFO,FORMAT=BAL
USSPARM PARM=DLU
USSPARM PARM=FROMCP
USSPARM PARM=FROMSSCP
USSPARM PARM=LIST,DEFAULT=SUMMARY
USSPARM PARM=LU1
USSPARM PARM=LU2
USSPARM PARM=MAX
USSPARM PARM=OLU
USSPARM PARM=PCID,REP=SID
USSPARM PARM=SID
USSPARM PARM=TOCP
USSPARM PARM=TYPE,DEFAULT=ALL
*****
* DISPLAY STATIONS COMMAND
*****
USSCMD  CMD=STATIONS,FORMAT=BAL
USSPARM PARM=MAX
USSPARM PARM=SCOPE,DEFAULT=ALL
*****
* DISPLAY STATS COMMAND
*****
USSCMD  CMD=STATS,FORMAT=BAL
USSPARM PARM=NUM,REP=MAX
USSPARM PARM=MAX
USSPARM PARM=STRNM,REP=STRNAME
USSPARM PARM=STRNAME
USSPARM PARM=TYPE
*****
* DISPLAY STORUSE COMMAND
*****
USSCMD  CMD=STORUSE,FORMAT=BAL
USSPARM PARM=APPL
USSPARM PARM=DSPNAME
USSPARM PARM=JOBNAME
USSPARM PARM=LIST
USSPARM PARM=POOLTYPE
USSPARM PARM=NUM,REP=MAX
USSPARM PARM=MAX
USSPARM PARM=POOL
*****
* DISPLAY TABLE COMMAND

```

```

*****
USSCMD  CMD=DTABLE,FORMAT=BAL
USSPARM PARM=SCOPE,DEFAULT=ONLY
USSPARM PARM=MAX
*****
* DISPLAY TERMS COMMAND
*****
USSCMD  CMD=TERMS,FORMAT=BAL
USSPARM PARM=MAX
USSPARM PARM=SCOPE,DEFAULT=ALL
*****
* DISPLAY TGPS COMMAND
*****
USSCMD  CMD=TGPS,FORMAT=BAL
USSPARM PARM=MAX
*****
* DISPLAY TNSTAT COMMAND
*****
USSCMD  CMD=DTNSTAT
*****
* DISPLAY TOPO COMMAND
*****
USSCMD  CMD=TOPO,FORMAT=BAL
USSPARM PARM=CLEAR,REP=CLEAR,VALUE=YES
*****
* DISPLAY TRACES COMMAND
*****
USSCMD  CMD=TRACES,FORMAT=BAL
USSPARM PARM=IDTYPE,DEFAULT=RESOURCE
USSPARM PARM=TYPE,DEFAULT=VTAM
*****
* DISPLAY TRL COMMAND
*****
USSCMD  CMD=TRL,FORMAT=BAL
USSPARM PARM=MAX
USSPARM PARM=CONTROL,DEFAULT=ALL
USSPARM PARM=DEVSTATS
USSPARM PARM=XCFCP
USSPARM PARM=TRLE
*****
* DISPLAY TSUSER COMMAND
*****
USSCMD  CMD=TSUSER,FORMAT=BAL
*****
* DISPLAY USERVAR COMMAND
*****
USSCMD  CMD=USERVAR,FORMAT=BAL
USSPARM PARM=MAX
*****
* DISPLAY VTAMOPTS COMMAND
*****
USSCMD  CMD=VTAMOPTS,FORMAT=BAL
USSPARM PARM=COMP,REP=FORMAT,VALUE=COMPLETE
USSPARM PARM=CUR,REP=FORMAT,VALUE=CURRENT
USSPARM PARM=FUNCTION
USSPARM PARM=MOD,REP=FORMAT,VALUE=MODIFIED
USSPARM PARM=OPT,REP=OPTION
* DEFAULTS MUST FOLLOW VALUE *****
USSPARM PARM=FORMAT,DEFAULT=CURRENT
USSPARM PARM=OPTION,DEFAULT=*
*****
* DISPLAY VTAMSTOR COMMAND
*****
USSCMD  CMD=VTAMSTOR,FORMAT=BAL
USSPARM PARM=MOD,REP=MODULE
USSPARM PARM=MODULE
USSPARM PARM=RSC,REP=RESOURCE
USSPARM PARM=RESOURCE
USSPARM PARM=NETADDR
USSPARM PARM=NETID
USSPARM PARM=ADDR,REP=ADDRESS
USSPARM PARM=ADDRESS
USSPARM PARM=LEN,REP=LENGTH
USSPARM PARM=LENGTH
USSPARM PARM=XLEN,REP=XLENGTH
USSPARM PARM=XLENGTH
*****
* MODIFY COMMAND
*****
USSCMD  CMD=MODIFY,FORMAT=BAL
USSPARM PARM=ALSLIST,REP=VERB,VALUE=ALSLIST
USSPARM PARM=APINGDTP,REP=VERB,VALUE=FAPINGDTP

```

```

USSPARM PARM=APINGTP,REP=VERB,VALUE=FAPINGTP
USSPARM PARM=ATTACH,REP=VERB,VALUE=ATTACH
USSPARM PARM=BFRUSE,REP=VERB,VALUE=BFRUSE
USSPARM PARM=CANCEL,REP=OPTION,VALUE=CANCEL
USSPARM PARM=CDRM
USSPARM PARM=CHKPT,REP=VERB,VALUE=CHKPT
USSPARM PARM=CNOS,REP=VERB,VALUE=FCNOS
USSPARM PARM=CNSL,REP=CNSL,VALUE=YES
USSPARM PARM=COMPRESS,REP=VERB,VALUE=COMPRESS
USSPARM PARM=CSDUMP,REP=VERB,VALUE=CSDUMP
USSPARM PARM=DEFAULTS,REP=VERB,VALUE=DEFAULTS
USSPARM PARM=DEFINE,REP=VERB,VALUE=FDEFINE
USSPARM PARM=DETACH,REP=VERB,VALUE=DETACH
USSPARM PARM=DIRECTRY,REP=VERB,VALUE=FDIRECT
USSPARM PARM=DR,REP=VERB,VALUE=DR
USSPARM PARM=DUMP,REP=VERB,VALUE=DUMP
USSPARM PARM=DYNA,REP=OPTION,VALUE=DYNA
USSPARM PARM=E,REP=SCOPE,VALUE=ALL
USSPARM PARM=ENCR
USSPARM PARM=EVERY,REP=SCOPE,VALUE=ALL
USSPARM PARM=EXIT,REP=VERB,VALUE=FEEXIT
USSPARM PARM=F,REP=TYPE,VALUE=FORCE
USSPARM PARM=FORCE,REP=TYPE,VALUE=FORCE
USSPARM PARM=GR,REP=VERB,VALUE=GR
USSPARM PARM=I,REP=TYPE,VALUE=IMMED
USSPARM PARM=ID
USSPARM PARM=IMMED,REP=TYPE,VALUE=IMMED
USSPARM PARM=IMR,REP=VERB,VALUE=IMR
USSPARM PARM=INPDMP,REP=VERB,VALUE=INPDMP
USSPARM PARM=IOPD
USSPARM PARM=LINEDEF,REP=VERB,VALUE=LINEDEF
USSPARM PARM=LL2,REP=VERB,VALUE=LL2
USSPARM PARM=LOAD,REP=VERB,VALUE=LOAD
USSPARM PARM=MSG,REP=VERB,VALUE=MSG
USSPARM PARM=N,REP=TYPE,VALUE=NORM
USSPARM PARM=NCP,REP=VERB,VALUE=NCP
USSPARM PARM=NEGPOLL
USSPARM PARM=NOCNSL,REP=CNSL,VALUE=NO
USSPARM PARM=NORM,REP=TYPE,VALUE=NORM
USSPARM PARM=NOTNSTAT,REP=VERB,VALUE=NOTNSTAT
USSPARM PARM=NOTRACE,REP=VERB,VALUE=NOTRACE
USSPARM PARM=OPT,REP=OPTION
USSPARM PARM=POLL
USSPARM PARM=PROFILES,REP=VERB,VALUE=PROFILES
USSPARM PARM=QUERY,REP=VERB,VALUE=QUERY
USSPARM PARM=RESOURCE,REP=VERB,VALUE=RESOURCE
USSPARM PARM=RMPO,REP=RMPO,VALUE=YES
USSPARM PARM=RTP,REP=VERB,VALUE=RTP
USSPARM PARM=SECURITY,REP=VERB,VALUE=SECURITY
USSPARM PARM=SESSION
USSPARM PARM=SUBTASK,REP=VERB,VALUE=SUBTASK
USSPARM PARM=TABLE,REP=VERB,VALUE=TABLE
USSPARM PARM=TGP,REP=VERB,VALUE=TGP
USSPARM PARM=TGPS,REP=VERB,VALUE=TGP
USSPARM PARM=TNSTAT,REP=VERB,VALUE=FTNSTAT
USSPARM PARM=TOPO,REP=VERB,VALUE=TOPO
USSPARM PARM=TPRINT,REP=VERB,VALUE=TPRINT
USSPARM PARM=TRACE,REP=VERB,VALUE=TRACE
USSPARM PARM=TRACES,REP=VERB,VALUE=TRACE
USSPARM PARM=TYPE
USSPARM PARM=USERVAR,REP=VERB,VALUE=FUSERVAR
USSPARM PARM=VTAMOPTS,REP=VERB,VALUE=FVTAMOPT
*****
* MODIFY ALSLIST COMMAND
*****
USSCMD CMD=ALSLIST
USSPARM PARM=ACTION
USSPARM PARM=NEW,REP=NEWALS
USSPARM PARM=NEWALS
USSPARM PARM=OLD,REP=OLDALS
USSPARM PARM=OLDALS
*****
* MODIFY APINGDTP COMMAND
*****
USSCMD CMD=FAPINGDT,FORMAT=BAL
USSPARM PARM=INSTANCE
*****
* MODIFY APINGTP COMMAND
*****
USSCMD CMD=FAPINGTP,FORMAT=BAL
USSPARM PARM=INSTANCE
*****

```

```

* MODIFY ATTACH COMMAND (VM AND VSE ONLY)
*****
USSCMD  CMD=ATTACH,REP=SUBTASK
USSPARM PARM=FUNCTION,DEFAULT=ATTACH
USSPARM PARM=PARM (VM ONLY)
USSPARM PARM=SUPVR,DEFAULT=NO (VM ONLY)
*****
* MODIFY BFRUSE COMMAND
*****
USSCMD  CMD=BFRUSE,FORMAT=BAL
USSPARM PARM=BUF,REP=BUFFER
USSPARM PARM=BUFFER,DEFAULT=IOBUF
*****
* MODIFY CHKPT COMMAND
*****
USSCMD  CMD=CHKPT,FORMAT=BAL
USSPARM PARM=TYPE,DEFAULT=ALL
*****
* MODIFY COMPRESS COMMAND
*****
USSCMD  CMD=COMPRESS,FORMAT=BAL
USSPARM PARM=CMPPAPLI
USSPARM PARM=CMPPAPLO
USSPARM PARM=CMPTVTAM
*****
* MODIFY CNOS COMMAND
*****
USSCMD  CMD=FCNOS
USSPARM PARM=CSECL,REP=CONVSECL
USSPARM PARM=CONVSECL
USSPARM PARM=DRL,REP=DRAINL,DEFAULT=NO
USSPARM PARM=DRAINL,DEFAULT=NO
USSPARM PARM=DRR,REP=DRAINR,DEFAULT=NO
USSPARM PARM=DRAINR,DEFAULT=NO
USSPARM PARM=LIMITS
USSPARM PARM=LOG,REP=LOGMODE
USSPARM PARM=LOGMODE
USSPARM PARM=LU,REP=LUNAME
USSPARM PARM=LUNAME
USSPARM PARM=NB,REP=NBMODE,DEFAULT=ONE
USSPARM PARM=NBMODE,DEFAULT=ONE
USSPARM PARM=RESP,DEFAULT=LOCAL
USSPARM PARM=RSP,REP=RESP,DEFAULT=LOCAL
USSPARM PARM=SNG,REP=SNGSESLU,DEFAULT=NO
USSPARM PARM=SNGSESLU,DEFAULT=NO
*****
* MODIFY CSDUMP COMMAND
*****
USSCMD  CMD=CSDUMP
USSPARM PARM=SENSE
USSPARM PARM=RU
USSPARM PARM=MESSAGE
USSPARM PARM=MATCHLIM,DEFAULT=1
USSPARM PARM=DELETE
USSPARM PARM=REMOTE,DEFAULT=NO
*****
* MODIFY DEFAULTS COMMAND
*****
USSCMD  CMD=DEFAULTS
USSPARM PARM=DLOG,REP=DLOGMOD
USSPARM PARM=DLOGMOD
*****
* MODIFY DEFINE COMMAND
*****
USSCMD  CMD=FDEFINE
USSPARM PARM=AUTO,REP=AUTOSES
USSPARM PARM=AUTOSES
USSPARM PARM=DEL,REP=DELETE,DEFAULT=NALLOW
USSPARM PARM=DELETE,DEFAULT=NALLOW
USSPARM PARM=DDRL,REP=DDRAINL
USSPARM PARM=DDRAINL
USSPARM PARM=DLIMITS
USSPARM PARM=DRSP,REP=DRESPL
USSPARM PARM=DRESPL
USSPARM PARM=LOG,REP=LOGMODE
USSPARM PARM=LOGMODE
USSPARM PARM=LU,REP=LUNAME
USSPARM PARM=LUNAME
*****
* MODIFY DETACH COMMAND (VM AND VSE ONLY)
*****
USSCMD  CMD=DETACH,REP=SUBTASK

```

```

USSPARM PARM=FUNCTION,DEFAULT=DETACH
*****
* MODIFY DIRECTRY COMMAND
*****
USSCMD  CMD=FDIRECT
USSPARM PARM=CPNAME
USSPARM PARM=DELETE,REP=FUNCTION,VALUE=DELETE
USSPARM PARM=FUNCTION
USSPARM PARM=NETSRVR
USSPARM PARM=UPDATE,REP=FUNCTION,VALUE=UPDATE
*****
* MODIFY DR COMMAND
*****
USSCMD  CMD=DR
USSPARM PARM=ACT,REP=ACTIVATE
USSPARM PARM=ACTIVATE
USSPARM PARM=ADDR
USSPARM PARM=FROM
USSPARM PARM=TO
*****
* MODIFY DUMP COMMAND
*****
USSCMD  CMD=DUMP
USSPARM PARM=ACTION,DEFAULT=COMP
USSPARM PARM=DS,REP=DUMPDS
USSPARM PARM=DST,REP=DUMPSTA
USSPARM PARM=DUMPDS
USSPARM PARM=DUMPSTA
USSPARM PARM=OPT,REP=OPTION,DEFAULT=STATIC
USSPARM PARM=OPTION,DEFAULT=STATIC
USSPARM PARM=RMPO,DEFAULT=NO
USSPARM PARM=TRANS,REP=ACTION,VALUE=TRANSFER
USSPARM PARM=TYPE,DEFAULT=NCP
*****
* MODIFY EXIT COMMAND
*****
USSCMD  CMD=FEXIT
USSPARM PARM=MOD,REP=MODULE
USSPARM PARM=MODULE
USSPARM PARM=OPTION
USSPARM PARM=PARMS
*****
* MODIFY GR COMMAND
*****
USSCMD  CMD=GR
USSPARM PARM=OPT,REP=OPTION
USSPARM PARM=OPTION
USSPARM PARM=GNAME
*****
* MODIFY IMR COMMAND
*****
USSCMD  CMD=IMR
USSPARM PARM=OPT,REP=OPTION,DEFAULT=ACT
USSPARM PARM=OPTION,DEFAULT=ACT
USSPARM PARM=RECLIM,DEFAULT=10
*****
* MODIFY IOPD COMMAND
*****
USSCMD  CMD=IOPD
USSPARM PARM=IOINT
*****
* MODIFY LINEDEF COMMAND
*****
USSCMD  CMD=LINEDEF
USSPARM PARM=DEFINED,REP=USE,VALUE=DEFINED
USSPARM PARM=SPARE,REP=USE,VALUE=SPARE
USSPARM PARM=USE
*****
* MODIFY LL2 COMMAND
*****
USSCMD  CMD=LL2
USSPARM PARM=CANCEL,REP=OPTION,VALUE=CANCEL
USSPARM PARM=CONT,REP=OPTION,VALUE=CONT
USSPARM PARM=DATA
USSPARM PARM=NFRAMES,DEFAULT=1
USSPARM PARM=NTRANS,DEFAULT=10
*****
* MODIFY LOAD COMMAND
*****
USSCMD  CMD=LOAD,FORMAT=BAL
USSPARM PARM=ACTION,DEFAULT=ADD
USSPARM PARM=LM,REP=LOADMOD

```

```

USSPARM PARM=LOADMOD
USSPARM PARM=NEWN,REP=NEWNAME
USSPARM PARM=NEWNAME
USSPARM PARM=IPLT,REP=IPLTIME
USSPARM PARM=IPLTIME
USSPARM PARM=NOTIFY
USSPARM PARM=NT,REP=NOTIFY
*****
* MODIFY MSG COMMAND (VSE ONLY)
*****
USSCMD  CMD=MSG,REP=SUBTASK
USSPARM PARM=FUNCTION,DEFAULT=MSG
*****
* MODIFY NCP COMMAND
*****
USSCMD  CMD=NCP,FORMAT=BAL
USSPARM PARM=COM,REP=COMMAND
USSPARM PARM=CMD,REP=COMMAND
USSPARM PARM=COMMAND,DEFAULT=TRSWITCH
USSPARM PARM=RES,REP=RESNM
USSPARM PARM=NAME,REP=RESNM
USSPARM PARM=RESNAME,REP=RESNM
USSPARM PARM=RESNM
*****
* MODIFY NOTNSTAT COMMAND
*****
USSCMD  CMD=NOTNSTAT
*****
* MODIFY NOTRACE COMMAND
*****
USSCMD  CMD=NOTRACE
USSPARM PARM=ALS,REP=ALSNAME
USSPARM PARM=DEV,REP=DEVICE
USSPARM PARM=IDTYPE,DEFAULT=RESOURCE
USSPARM PARM=LINE
USSPARM PARM=MODE
USSPARM PARM=NONE,REP=SCOPE,VALUE=ONLY
USSPARM PARM=PU
USSPARM PARM=SCOPE,DEFAULT=ONLY
*****
* MODIFY PROFILES COMMAND
*****
USSCMD  CMD=PROFILES,FORMAT=BAL
*****
* MODIFY QUERY COMMAND (POA ONLY)
*****
USSCMD  CMD=QUERY,FORMAT=BAL
USSPARM PARM=CONT,REP=CONTINUE
USSPARM PARM=NO,REP=CONTINUE,VALUE=NO
USSPARM PARM=RESET,REP=CONTINUE,VALUE=RESET
USSPARM PARM=YES,REP=CONTINUE,VALUE=YES
USSPARM PARM=CONTINUE,DEFAULT=NO
USSPARM PARM=V,REP=VECTORS
USSPARM PARM=VECTOR,REP=VECTORS
USSPARM PARM=VECTORS
*****
* MODIFY RESOURCE COMMAND
*****
USSCMD  CMD=RESOURCE
USSPARM PARM=ACTION
USSPARM PARM=ADJLIST
USSPARM PARM=DLOG,REP=DLOGMOD
USSPARM PARM=DLOGMOD
*****
* MODIFY SECURITY COMMAND
*****
USSCMD  CMD=SECURITY
USSPARM PARM=CKEY
USSPARM PARM=ENCR
USSPARM PARM=MAC
USSPARM PARM=MACLNTH,DEFAULT=4
USSPARM PARM=MACTYPE,DEFAULT=CRC
*****
* MODIFY SUBTASK COMMAND (VM AND VSE ONLY)
*****
USSCMD  CMD=SUBTASK
USSPARM PARM=FUNCTION,DEFAULT=ATTACH
USSPARM PARM=PARM (VM ONLY)
USSPARM PARM=SUPVR,DEFAULT=NO (VM ONLY)
*****
* MODIFY TABLE COMMAND
*****

```



```

USSCMD  CMD=TABLE,FORMAT=BAL
USSPARM  PARM=NET,REP=NETID
USSPARM  PARM=NETID
USSPARM  PARM=NEW,REP=NEWTAB
USSPARM  PARM=NEWTAB
USSPARM  PARM=OLD,REP=OLDTAB
USSPARM  PARM=OLDTAB
USSPARM  PARM=OPTION
USSPARM  PARM=ORIGIN
*****
* MODIFY TGP COMMAND
*****
USSCMD  CMD=TGP,FORMAT=BAL
USSPARM  PARM=TGN
USSPARM  PARM=TGPNAME
*****
* MODIFY TOPO COMMAND
*****
USSCMD  CMD=TOPO,FORMAT=BAL
USSPARM  PARM=DELETE,REP=FUNCTION,VALUE=DELETE
USSPARM  PARM=DEST
USSPARM  PARM=FUNCTION
USSPARM  PARM=ORIG
USSPARM  PARM=SCOPE
USSPARM  PARM=TGN
USSPARM  PARM=VRN
*****
* MODIFY TNSTAT COMMAND
*****
USSCMD  CMD=FTNSTAT
USSPARM  PARM=A,REP=ACTION,VALUE=ACTIVATE
USSPARM  PARM=ACTIVATE,REP=ACTION,VALUE=ACTIVATE
USSPARM  PARM=U,REP=ACTION,VALUE=UPDATE
USSPARM  PARM=UPDATE,REP=ACTION,VALUE=UPDATE
USSPARM  PARM=ACTION,DEFAULT=ACTIVATE
USSPARM  PARM=CNSL,REP=CNSL,VALUE=YES
USSPARM  PARM=CNSL
USSPARM  PARM=NOCNSL,REP=CNSL,VALUE=NO
USSPARM  PARM=TIME
USSPARM  PARM=TRLE
*****
* MODIFY TPRINT COMMAND (VSE ONLY)
*****
USSCMD  CMD=TPRINT,REP=SUBTASK
USSPARM  PARM=FUNCTION,DEFAULT=ATTACH
USSPARM  PARM=ID,DEFAULT=TPRINT
*****
* MODIFY TRACE COMMAND
*****
USSCMD  CMD=TRACE
USSPARM  PARM=ALS,REP=ALSNAME
USSPARM  PARM=AMT,REP=AMOUNT
USSPARM  PARM=AMOUNT,DEFAULT=PARTIAL
USSPARM  PARM=COUNT,DEFAULT=ALL
USSPARM  PARM=DEV,REP=DEVICE
USSPARM  PARM=FRAMES,DEFAULT=DATA
USSPARM  PARM=IDTYPE,DEFAULT=RESOURCE
USSPARM  PARM=LEN,REP=LENGTH,DEFAULT=272
USSPARM  PARM=LINE
USSPARM  PARM=MODE
USSPARM  PARM=NONE,REP=SCOPE,VALUE=ONLY
USSPARM  PARM=PU
USSPARM  PARM=SAVE,REP=SAVE,VALUE=YES
USSPARM  PARM=SAVE,DEFAULT=NO
USSPARM  PARM=SCOPE,DEFAULT=ONLY
USSPARM  PARM=SIZE
USSPARM  PARM=TRACEPT
*****
* MODIFY USERVAR COMMAND
*****
USSCMD  CMD=FUSERVAR,FORMAT=BAL
USSPARM  PARM=APPC,DEFAULT=NO
USSPARM  PARM=OPT,REP=OPTION,DEFAULT=UPDATE
USSPARM  PARM=OPTION,DEFAULT=UPDATE
USSPARM  PARM=TYPE,DEFAULT=DYNAMIC
USSPARM  PARM=UVEXIT,DEFAULT=NO
USSPARM  PARM=VAL,REP=VALUE
USSPARM  PARM=VALUE
*****
* MODIFY VTAMOPTS COMMAND
*****
USSCMD  CMD=FVTAMOPT,FORMAT=BAL

```

```

USSPARM PARM=CSALIMIT
USSPARM PARM=INOPCODE
USSPARM PARM=INOPDUMP
USSPARM PARM=IOPD
USSPARM PARM=IOPURGE
USSPARM PARM=MSGMOD
USSPARM PARM=PPOLOG
USSPARM PARM=SGALIMIT
USSPARM PARM=SUPP
*****
* VARY COMMANDS
*****
USSCMD  CMD=VARY,FORMAT=BAL
USSPARM PARM=ACQ,REP=ACQ
USSPARM PARM=ACT,REP=VERB,VALUE=ACT
USSPARM PARM=ANS
USSPARM PARM=AUTOLOG,REP=VERB,VALUE=AUTOLOG
USSPARM PARM=CFS,REP=VERB,VALUE=CFS
USSPARM PARM=DIAL,REP=VERB,VALUE=DIAL
USSPARM PARM=DRDS,REP=VERB,VALUE=DRDS
USSPARM PARM=GID
USSPARM PARM=HANGUP,REP=VERB,VALUE=HANGUP
USSPARM PARM=ID
USSPARM PARM=INACT,REP=VERB,VALUE=INACT
USSPARM PARM=INOP,REP=VERB,VALUE=INOP
USSPARM PARM=LM,REP=LOADMOD
USSPARM PARM=LOADMOD
USSPARM PARM=LOGMODE
USSPARM PARM=LOGON
USSPARM PARM=NOLOGON
USSPARM PARM=P,REP=PUSUB
USSPARM PARM=PATH
USSPARM PARM=PID
USSPARM PARM=PUSUB
USSPARM PARM=REL,REP=VERB,VALUE=REL
USSPARM PARM=TERM,REP=VERB,VALUE=TERM
*****
* VARY ACT
*****
USSCMD  CMD=ACT,FORMAT=BAL
USSPARM PARM=ALL,REP=SCOPE,VALUE=ALL
USSPARM PARM=COMP,REP=SCOPE,VALUE=COMP
USSPARM PARM=CPCP
USSPARM PARM=DL,REP=DUMPLoad
USSPARM PARM=DST,REP=DUMPSTA
USSPARM PARM=DUMPLoad
USSPARM PARM=DUMPSTA
USSPARM PARM=EXT,REP=LOADFROM,VALUE=EXTERNAL
USSPARM PARM=HOST,REP=LOADFROM,VALUE=HOST
USSPARM PARM=HPR
USSPARM PARM=IDTYPE,DEFAULT=RESOURCE
USSPARM PARM=LF,REP=LOADFROM
USSPARM PARM=LOAD,DEFAULT=U
USSPARM PARM=LOADFROM
USSPARM PARM=LST,REP=LOADSTA
USSPARM PARM=LOADSTA
USSPARM PARM=LOG,REP=LOGMODE
USSPARM PARM=LOGMODE
USSPARM PARM=NEWPATH
USSPARM PARM=ONLY,REP=SCOPE,VALUE=ONLY
USSPARM PARM=OWNER
USSPARM PARM=PUSUB
USSPARM PARM=RNAME
USSPARM PARM=SM,REP=SAVEMOD
USSPARM PARM=SAVEMOD
USSPARM PARM=SCOPE
USSPARM PARM=SYNTAX,REP=SCOPE,VALUE=SYNTAX
USSPARM PARM=U
USSPARM PARM=UPDATE,DEFAULT=IMPLICIT
USSPARM PARM=WARM,REP=WARM
*****
* VARY CFS COMMAND
*****
* VARY AUTOLOG
*****
USSCMD  CMD=AUTOLOG
*****
* VARY CFS COMMAND
*****
USSCMD  CMD=CFS,FORMAT=BAL
USSPARM PARM=ACTION
USSPARM PARM=CONNECT,REP=ACTION,VALUE=CONNECT

```

```

USSPARM PARM=CONN,REP=ACTION,VALUE=CONNECT
USSPARM PARM=DISCONN,REP=ACTION,VALUE=DISCONNECT
USSPARM PARM=DISC,REP=ACTION,VALUE=DISCONNECT
USSPARM PARM=STRNAME
USSPARM PARM=STRNM,REP=STRNAME
*****
* VARY DIAL COMMAND
*****
USSCMD  CMD=DIAL,FORMAT=BAL
USSPARM PARM=CPCP
*****
* VARY DRDS
*****
USSCMD  CMD=DRDS
*****
* VARY INACT
*****
USSCMD  CMD=INACT
USSPARM PARM=CDLINK
USSPARM PARM=DELETE,REP=DELETE,VALUE=YES
USSPARM PARM=F,REP=TYPE,VALUE=FORCE
USSPARM PARM=FINAL,REP=FINAL,VALUE=YES
USSPARM PARM=FINAL,DEFAULT=NO
USSPARM PARM=FORCE,REP=TYPE,VALUE=FORCE
USSPARM PARM=G,REP=TYPE,VALUE=GIVEBACK
USSPARM PARM=GIVEBACK,REP=TYPE,VALUE=GIVEBACK
USSPARM PARM=I,REP=TYPE,VALUE=IMMED
USSPARM PARM=IDTYPE
USSPARM PARM=IMMED,REP=TYPE,VALUE=IMMED
USSPARM PARM=R,REP=TYPE,VALUE=REACT
USSPARM PARM=REACT,REP=TYPE,VALUE=REACT
USSPARM PARM=RMPO,REP=RMPO,VALUE=YES
USSPARM PARM=RMPO,DEFAULT=NO
USSPARM PARM=S,REP=SAVESESS
USSPARM PARM=SAVESESS
USSPARM PARM=TYPE
USSPARM PARM=U,REP=TYPE,VALUE=UNCOND
USSPARM PARM=UNCOND,REP=TYPE,VALUE=UNCOND
*****
* VARY INOP COMMAND
*****
USSCMD  CMD=INOP
*****
* VARY HANGUP COMMAND
*****
USSCMD  CMD=HANGUP
*****
* VARY REL COMMAND
*****
USSCMD  CMD=REL,FORMAT=BAL
USSPARM PARM=CDLINK,DEFAULT=ACT
USSPARM PARM=FINAL,REP=FINAL,VALUE=YES
USSPARM PARM=FINAL,DEFAULT=NO
USSPARM PARM=G,REP=TYPE,VALUE=GIVEBACK
USSPARM PARM=GIVEBACK,REP=TYPE,VALUE=GIVEBACK
USSPARM PARM=I,REP=TYPE,VALUE=IMMED
USSPARM PARM=IMMED,REP=TYPE,VALUE=IMMED
USSPARM PARM=OWNER
*****
* VARY TERM COMMAND (SESSION SERVICES)
*****
USSCMD  CMD=TERM,FORMAT=BAL
USSPARM PARM=LU1
USSPARM PARM=LU2
USSPARM PARM=NOTIFY,DEFAULT=YES
USSPARM PARM=PLU
USSPARM PARM=SCOPE,DEFAULT=ACT
USSPARM PARM=SID
USSPARM PARM=SLU
USSPARM PARM=TYPE,DEFAULT=UNCOND
*****
* BEGINNING OF MESSAGE DEFINITIONS
*****
USSMSG MSG=IST001I, MESSAGE ID-
TEXT='IST001I VTAM START REJECTED - %', -
ROUTCDE=2, ROUTING CODE-
DESC=5, DESCRIPTOR CODE-
SUPP=NEVER, SUPPRESSION CODE-
OPT=BLKSUP MESSAGE PROCESSING OPTIONS
USSMSG MSG=IST003I, MESSAGE ID-
TEXT='IST003I ABEND OCCURRED DURING NETWORK DEFINITION O-
F CONFIG %, CODE = %(2)', -

```

ROUTCDE=2,	ROUTING CODE-
DESC=5,	DESCRIPTOR CODE-
SUPP=SER,	SUPPRESSION CODE-
OPT=BLKSUP	MESSAGE PROCESSING OPTIONS
USSMSG MSG=IST009I,	MESSAGE ID-
TEXT='IST009I VTAM ALREADY ACTIVE - START REJECTED',	-
ROUTCDE=2,	ROUTING CODE-
DESC=5,	DESCRIPTOR CODE-
SUPP=NEVER,	SUPPRESSION CODE-
OPT=BLKSUP	MESSAGE PROCESSING OPTIONS
USSMSG MSG=IST010I,	MESSAGE ID-
TEXT='IST010I % COMMAND INVALID',	-
ROUTCDE=2,	ROUTING CODE-
DESC=5,	DESCRIPTOR CODE-
SUPP=SER,	SUPPRESSION CODE-
OPT=BLKSUP	MESSAGE PROCESSING OPTIONS
USSMSG MSG=IST011I,	MESSAGE ID-
TEXT='IST011I % FOR %(2) %(3)',	-
ROUTCDE=2,	ROUTING CODE-
DESC=5,	DESCRIPTOR CODE-
SUPP=NORM,	SUPPRESSION CODE-
OPT=BLKSUP	MESSAGE PROCESSING OPTIONS
USSMSG MSG=IST013I,	MESSAGE ID-
TEXT='IST013I I/O ERROR FOR % IN %(2)',	-
ROUTCDE=(2,10),	ROUTING CODE-
DESC=4,	DESCRIPTOR CODE-
SUPP=INFO,	SUPPRESSION CODE-
OPT=BLKSUP	MESSAGE PROCESSING OPTIONS
USSMSG MSG=IST014I,	MESSAGE ID-
TEXT='IST014I DEVICE SUPPORT MAY BE UNAVAILABLE - SYS000-	-
NOT UNASSIGNED',	-
ROUTCDE=1,	ROUTING CODE-
DESC=5,	DESCRIPTOR CODE-
SUPP=WARN,	SUPPRESSION CODE-
OPT=BLKSUP	MESSAGE PROCESSING OPTIONS
USSMSG MSG=IST015A,	MESSAGE ID-
TEXT='IST015A ERROR PROCESSING LIST IDENTIFIER - ENTER L-	-
IST ID OR BLANK',	-
ROUTCDE=1,	ROUTING CODE-
DESC=2,	DESCRIPTOR CODE-
SUPP=NEVER,	SUPPRESSION CODE-
OPT=BLKSUP	MESSAGE PROCESSING OPTIONS
USSMSG MSG=IST017I,	MESSAGE ID-
TEXT='IST017I UNABLE TO LOAD PHASE %',	-
ROUTCDE=2,	ROUTING CODE-
DESC=5,	DESCRIPTOR CODE-
SUPP=WARN,	SUPPRESSION CODE-
OPT=BLKSUP	MESSAGE PROCESSING OPTIONS
USSMSG MSG=IST018I,	MESSAGE ID-
TEXT='IST018I CONFIG COULD NOT BE INITIALIZED - VTAM STA-	-
RT CONTINUES',	-
ROUTCDE=2,	ROUTING CODE-
DESC=5,	DESCRIPTOR CODE-
SUPP=WARN,	SUPPRESSION CODE-
OPT=BLKSUP	MESSAGE PROCESSING OPTIONS
USSMSG MSG=IST020I,	MESSAGE ID-
TEXT='IST020I VTAM INITIALIZATION COMPLETE FOR %',	-
ROUTCDE=2,	ROUTING CODE-
DESC=5,	DESCRIPTOR CODE-
SUPP=NORM,	SUPPRESSION CODE-
OPT=BLKSUP	MESSAGE PROCESSING OPTIONS
USSMSG MSG=IST025I,	MESSAGE ID-
TEXT='IST025I BLDL FAILED FOR % IN %(2)',	-
ROUTCDE=2,	ROUTING CODE-
DESC=5,	DESCRIPTOR CODE-
SUPP=WARN,	SUPPRESSION CODE-
OPT=BLKSUP	MESSAGE PROCESSING OPTIONS
USSMSG MSG=IST033I,	MESSAGE ID-
TEXT='IST033I % COMMAND CANCELLED',	-
ROUTCDE=2,	ROUTING CODE-
DESC=5,	DESCRIPTOR CODE-
SUPP=SER,	SUPPRESSION CODE-
OPT=BLKSUP	MESSAGE PROCESSING OPTIONS
USSMSG MSG=IST037I,	MESSAGE ID-
TEXT='IST037I % FAILED - SYNTAX ERROR',	-
ROUTCDE=2,	ROUTING CODE-
DESC=5,	DESCRIPTOR CODE-
SUPP=SER,	SUPPRESSION CODE-
OPT=BLKSUP	MESSAGE PROCESSING OPTIONS
USSMSG MSG=IST038I,	MESSAGE ID-
TEXT='IST038I VARY FAILED FOR ID = % - HOST CDRM IS NOT -	-
ACTIVE',	-

ROUTCDE=2,	ROUTING CODE-
DESC=5,	DESCRIPTOR CODE-
SUPP=SER,	SUPPRESSION CODE-
OPT=BLKSUP	MESSAGE PROCESSING OPTIONS
USSMSG MSG=IST039I,	MESSAGE ID-
TEXT='IST039I % FAILED - CANNOT IDENTIFY COMMAND TYPE',	-
ROUTCDE=2,	ROUTING CODE-
DESC=5,	DESCRIPTOR CODE-
SUPP=NEVER,	SUPPRESSION CODE-
OPT=BLKSUP	MESSAGE PROCESSING OPTIONS
USSMSG MSG=IST040I,	MESSAGE ID-
TEXT='IST040I START OPTION % REQUIRED - REENTER WHEN PRO-	-
MPTED',	-
ROUTCDE=2,	ROUTING CODE-
DESC=5,	DESCRIPTOR CODE-
SUPP=NEVER,	SUPPRESSION CODE-
OPT=BLKSUP	MESSAGE PROCESSING OPTIONS
USSMSG MSG=IST043I,	MESSAGE ID-
TEXT='IST043I % INVALID VALUE FOR KEYWORD %(2)',	-
ROUTCDE=2,	ROUTING CODE-
DESC=5,	DESCRIPTOR CODE-
SUPP=SER,	SUPPRESSION CODE-
OPT=BLKSUP	MESSAGE PROCESSING OPTIONS
USSMSG MSG=IST046I,	MESSAGE ID-
TEXT='IST046I % THRESHOLD VALUE EXCEEDS NUMBER OF BUFFER-	-
S - NUMBER OF BUFFERS USED',	-
ROUTCDE=2,	ROUTING CODE-
DESC=5,	DESCRIPTOR CODE-
SUPP=WARN,	SUPPRESSION CODE-
OPT=BLKSUP	MESSAGE PROCESSING OPTIONS
USSMSG MSG=IST049I,	MESSAGE ID-
TEXT='IST049I VTAM START REJECTED - % FOR %(2) ACB FAILE-	-
D',	-
ROUTCDE=2,	ROUTING CODE-
DESC=5,	DESCRIPTOR CODE-
SUPP=NEVER,	SUPPRESSION CODE-
OPT=BLKSUP	MESSAGE PROCESSING OPTIONS
USSMSG MSG=IST050I,	MESSAGE ID-
TEXT='IST050I % COMMAND REJECTED - OPEN FOR VTAM DATA SE-	-
T %(2) FAILED',	-
ROUTCDE=2,	ROUTING CODE-
DESC=5,	DESCRIPTOR CODE-
SUPP=SER,	SUPPRESSION CODE-
OPT=BLKSUP	MESSAGE PROCESSING OPTIONS
USSMSG MSG=IST051A,	MESSAGE ID-
TEXT='IST051A ENTER VTAM START PARAMETERS',	-
ROUTCDE=1,	ROUTING CODE-
DESC=2,	DESCRIPTOR CODE-
SUPP=NEVER,	SUPPRESSION CODE-
OPT=BLKSUP	MESSAGE PROCESSING OPTIONS
USSMSG MSG=IST052I,	MESSAGE ID-
TEXT='IST052I % IS AN INVALID START OPTION KEYWORD - IGN-	-
ORED',	-
ROUTCDE=2,	ROUTING CODE-
DESC=5,	DESCRIPTOR CODE-
SUPP=WARN,	SUPPRESSION CODE-
OPT=BLKSUP	MESSAGE PROCESSING OPTIONS
USSMSG MSG=IST054I,	MESSAGE ID-
TEXT='IST054I % IN %(2) %(3) - START PROCESSING CONTINUE-	-
S',	-
ROUTCDE=2,	ROUTING CODE-
DESC=5,	DESCRIPTOR CODE-
SUPP=WARN,	SUPPRESSION CODE-
OPT=BLKSUP	MESSAGE PROCESSING OPTIONS
USSMSG MSG=IST056A,	MESSAGE ID-
TEXT='IST056A LIST = % IS INVALID - ENTER LIST ID OR BLA-	-
NK',	-
ROUTCDE=1,	ROUTING CODE-
DESC=2,	DESCRIPTOR CODE-
SUPP=NEVER,	SUPPRESSION CODE-
OPT=BLKSUP	MESSAGE PROCESSING OPTIONS
USSMSG MSG=IST057I,	MESSAGE ID-
TEXT='IST057I KEYWORD MISSING AFTER TRACE/NOTRACE OPTION-	-
ON START PARMS',	-
ROUTCDE=2,	ROUTING CODE-
DESC=5,	DESCRIPTOR CODE-
SUPP=WARN,	SUPPRESSION CODE-
OPT=BLKSUP	MESSAGE PROCESSING OPTIONS
USSMSG MSG=IST058I,	MESSAGE ID-
TEXT='IST058I % AND %(2) OPTIONS HAVE DUPLICATE VALUES',	-
ROUTCDE=2,	ROUTING CODE-
DESC=5,	DESCRIPTOR CODE-

```

SUPP=WARN, SUPPRESSION CODE-
OPT=BLKSUP MESSAGE PROCESSING OPTIONS
USSMSG MSG=IST059I, MESSAGE ID-
TEXT='IST059I % IGNORED - INSUFFICIENT STORAGE', -
ROUTCDE=2, ROUTING CODE-
DESC=5, DESCRIPTOR CODE-
SUPP=WARN, SUPPRESSION CODE-
OPT=BLKSUP MESSAGE PROCESSING OPTIONS
USSMSG MSG=IST061I, MESSAGE ID-
TEXT='IST061I % FOR %(2) FAILED - NODE UNKNOWN TO VTAM', -
ROUTCDE=2, ROUTING CODE-
DESC=5, DESCRIPTOR CODE-
SUPP=SER, SUPPRESSION CODE-
OPT=BLKSUP MESSAGE PROCESSING OPTIONS
USSMSG MSG=IST066I, MESSAGE ID-
TEXT='IST066I % FAILED - CONFLICTING OR INVALID OPTIONS', -
ROUTCDE=2, ROUTING CODE-
DESC=5, DESCRIPTOR CODE-
SUPP=SER, SUPPRESSION CODE-
OPT=BLKSUP MESSAGE PROCESSING OPTIONS
USSMSG MSG=IST072I, MESSAGE ID-
TEXT='IST072I % FOR ID = %(2) FAILED DURING NETWORK DEFINITION', -
ROUTCDE=2, ROUTING CODE-
DESC=5, DESCRIPTOR CODE-
SUPP=SER, SUPPRESSION CODE-
OPT=BLKSUP MESSAGE PROCESSING OPTIONS
USSMSG MSG=IST073I, MESSAGE ID-
TEXT='IST073I % FOR ID = %(2) FAILED - MORE POWERFUL REQUEST IN PROGRESS', -
ROUTCDE=2, ROUTING CODE-
DESC=5, DESCRIPTOR CODE-
SUPP=SER, SUPPRESSION CODE-
OPT=BLKSUP MESSAGE PROCESSING OPTIONS
USSMSG MSG=IST074I, MESSAGE ID-
TEXT='IST074I % FOR ID = %(2) FAILED - INSUFFICIENT STORAGE', -
ROUTCDE=2, ROUTING CODE-
DESC=5, DESCRIPTOR CODE-
SUPP=SER, SUPPRESSION CODE-
OPT=BLKSUP MESSAGE PROCESSING OPTIONS
USSMSG MSG=IST075I, MESSAGE ID-
TEXT='IST075I NAME = %, TYPE = %(2)', -
ROUTCDE=2, ROUTING CODE-
DESC=5, DESCRIPTOR CODE-
SUPP=NEVER, SUPPRESSION CODE-
OPT=BLKSUP MESSAGE PROCESSING OPTIONS
USSMSG MSG=IST077I, MESSAGE ID-
TEXT='IST077I SIO = % CUA = %(2) %(3)', -
ROUTCDE=(2,8), ROUTING CODE-
DESC=5, DESCRIPTOR CODE-
SUPP=NEVER, SUPPRESSION CODE-
OPT=BLKSUP MESSAGE PROCESSING OPTIONS
USSMSG MSG=IST080I, MESSAGE ID-
TEXT='IST080I % %(2) %(3) %(4) %(5) %(6)', -
ROUTCDE=2, ROUTING CODE-
DESC=5, DESCRIPTOR CODE-
SUPP=NEVER, SUPPRESSION CODE-
OPT=NOBLKSUP MESSAGE PROCESSING OPTIONS
USSMSG MSG=IST081I, MESSAGE ID-
TEXT='IST081I LINE NAME = %, LINE GROUP = %(2), MAJNOD = %(3)', -
ROUTCDE=2, ROUTING CODE-
DESC=5, DESCRIPTOR CODE-
SUPP=NEVER, SUPPRESSION CODE-
OPT=BLKSUP MESSAGE PROCESSING OPTIONS
USSMSG MSG=IST082I, MESSAGE ID-
TEXT='IST082I DEVTYPE = % %(2)', -
ROUTCDE=2, ROUTING CODE-
DESC=5, DESCRIPTOR CODE-
SUPP=NEVER, SUPPRESSION CODE-
OPT=BLKSUP MESSAGE PROCESSING OPTIONS
USSMSG MSG=IST084I, MESSAGE ID-
TEXT='IST084I NETWORK RESOURCES:', -
ROUTCDE=2, ROUTING CODE-
DESC=5, DESCRIPTOR CODE-
SUPP=NEVER, SUPPRESSION CODE-
OPT=BLKSUP MESSAGE PROCESSING OPTIONS
USSMSG MSG=IST085I, MESSAGE ID-
TEXT='IST085I DISPLAY FAILED - INFORMATION NOT AVAILABLE', -
ROUTCDE=2, ROUTING CODE-

```

DESC=5,	DESCRIPTOR CODE-
SUPP=SER,	SUPPRESSION CODE-
OPT=BLKSUP	MESSAGE PROCESSING OPTIONS
USSMSG MSG=IST087I,	MESSAGE ID-
TEXT='IST087I TYPE = %, CONTROL = %(2), HPDT = %(3)',	-
ROUTCDE=8,	ROUTING CODE-
DESC=5,	DESCRIPTOR CODE-
SUPP=NEVER,	SUPPRESSION CODE-
OPT=NOBLKSUP	MESSAGE PROCESSING OPTIONS
USSMSG MSG=IST089I,	MESSAGE ID-
TEXT='IST089I % TYPE = %(2), %(3) %(4)',	-
ROUTCDE=2,	ROUTING CODE-
DESC=5,	DESCRIPTOR CODE-
SUPP=NEVER,	SUPPRESSION CODE-
OPT=NOBLKSUP	MESSAGE PROCESSING OPTIONS
USSMSG MSG=IST092I,	MESSAGE ID-
TEXT='IST092I REQUESTED % LESS THAN CURRENT ALLOCATION --	-
REQUEST %(2)',	-
ROUTCDE=2,	ROUTING CODE-
DESC=5,	DESCRIPTOR CODE-
SUPP=NEVER,	SUPPRESSION CODE-
OPT=BLKSUP	MESSAGE PROCESSING OPTIONS
USSMSG MSG=IST093I,	MESSAGE ID-
TEXT='IST093I % ACTIVE',	-
ROUTCDE=2,	ROUTING CODE-
DESC=5,	DESCRIPTOR CODE-
SUPP=NORM,	SUPPRESSION CODE-
OPT=BLKSUP	MESSAGE PROCESSING OPTIONS
USSMSG MSG=IST095A,	MESSAGE ID-
TEXT='IST095A OPTION TO DUMP % AVAILABLE - REPLY ''YES'' -	-
OR ''NO'' OR ''YES,DUMPSTA=LINKSTANAME''',	-
ROUTCDE=1,	ROUTING CODE-
DESC=2,	DESCRIPTOR CODE-
SUPP=NEVER,	SUPPRESSION CODE-
OPT=BLKSUP	MESSAGE PROCESSING OPTIONS
USSMSG MSG=IST096I,	MESSAGE ID-
TEXT='IST096I % FAILED - DUPLICATE %(2) PARAMETERS SPECI-	-
FIED',	-
ROUTCDE=2,	ROUTING CODE-
DESC=5,	DESCRIPTOR CODE-
SUPP=SER,	SUPPRESSION CODE-
OPT=BLKSUP	MESSAGE PROCESSING OPTIONS
USSMSG MSG=IST097I,	MESSAGE ID-
TEXT='IST097I % ACCEPTED',	-
ROUTCDE=8,	ROUTING CODE-
DESC=5,	DESCRIPTOR CODE-
SUPP=NEVER,	SUPPRESSION CODE-
OPT=BLKSUP	MESSAGE PROCESSING OPTIONS
USSMSG MSG=IST101I,	MESSAGE ID-
TEXT='IST101I % FAILED - %(2) NOT SPECIFIED',	-
ROUTCDE=2,	ROUTING CODE-
DESC=5,	DESCRIPTOR CODE-
SUPP=SER,	SUPPRESSION CODE-
OPT=BLKSUP	MESSAGE PROCESSING OPTIONS
USSMSG MSG=IST102I,	MESSAGE ID-
TEXT='IST102I VTAM IS NOW INACTIVE',	-
ROUTCDE=(2,8),	ROUTING CODE-
DESC=4,	DESCRIPTOR CODE-
SUPP=NEVER,	SUPPRESSION CODE-
OPT=BLKSUP	MESSAGE PROCESSING OPTIONS
USSMSG MSG=IST105I,	MESSAGE ID-
TEXT='IST105I % NODE NOW INACTIVE',	-
ROUTCDE=2,	ROUTING CODE-
DESC=5,	DESCRIPTOR CODE-
SUPP=NORM,	SUPPRESSION CODE-
OPT=BLKSUP	MESSAGE PROCESSING OPTIONS
USSMSG MSG=IST107I,	MESSAGE ID-
TEXT='IST107I TIME AND DATE NOT SET IN % DUE TO INVALID -	-
TIMER IN HOST',	-
ROUTCDE=2,	ROUTING CODE-
DESC=5,	DESCRIPTOR CODE-
SUPP=WARN,	SUPPRESSION CODE-
OPT=BLKSUP	MESSAGE PROCESSING OPTIONS
USSMSG MSG=IST109I,	MESSAGE ID-
TEXT='IST109I % IS NOW TERMINATED',	-
ROUTCDE=2,	ROUTING CODE-
DESC=5,	DESCRIPTOR CODE-
SUPP=INFO,	SUPPRESSION CODE-
OPT=BLKSUP	MESSAGE PROCESSING OPTIONS
USSMSG MSG=IST112I,	MESSAGE ID-
TEXT='IST112I VTAM INTERNAL TRACE MODIFY FAILED - CONFLI-	-
CTING MODES',	-

ROUTCDE=2,	ROUTING CODE-
DESC=5,	DESCRIPTOR CODE-
SUPP=NEVER,	SUPPRESSION CODE-
OPT=BLKSUP	MESSAGE PROCESSING OPTIONS
USSMSG MSG=IST113I,	MESSAGE ID-
TEXT='IST113I % IS A USERVAR WITH VALUE %(2) IN NETWORK -	-
%(3)',	-
ROUTCDE=2,	ROUTING CODE-
DESC=5,	DESCRIPTOR CODE-
SUPP=NEVER,	SUPPRESSION CODE-
OPT=BLKSUP	MESSAGE PROCESSING OPTIONS
USSMSG MSG=IST115I,	MESSAGE ID-
TEXT='IST115I INSUFFICIENT STORAGE TO READ % MEMBER OF V-	-
TAM DEFINITION LIBRARY',	-
ROUTCDE=2,	ROUTING CODE-
DESC=5,	DESCRIPTOR CODE-
SUPP=WARN,	SUPPRESSION CODE-
OPT=BLKSUP	MESSAGE PROCESSING OPTIONS
USSMSG MSG=IST116I,	MESSAGE ID-
TEXT='IST116I MEMBER % NOT FOUND ON VTAM DEFINITION LIBR-	-
ARY',	-
ROUTCDE=2,	ROUTING CODE-
DESC=6,	DESCRIPTOR CODE-
SUPP=WARN,	SUPPRESSION CODE-
OPT=BLKSUP	MESSAGE PROCESSING OPTIONS
USSMSG MSG=IST117I,	MESSAGE ID-
TEXT='IST117I I/O ERROR READING % MEMBER OF VTAM DEFINIT-	-
ION LIBRARY',	-
ROUTCDE=(2,10),	ROUTING CODE-
DESC=4,	DESCRIPTOR CODE-
SUPP=WARN,	SUPPRESSION CODE-
OPT=BLKSUP	MESSAGE PROCESSING OPTIONS
USSMSG MSG=IST118I,	MESSAGE ID-
TEXT='IST118I ANOMALY FOUND NEAR RECORD % IN MEMBER %(2)-	-
- CODE %(3)',	-
ROUTCDE=2,	ROUTING CODE-
DESC=5,	DESCRIPTOR CODE-
SUPP=WARN,	SUPPRESSION CODE-
OPT=BLKSUP	MESSAGE PROCESSING OPTIONS
USSMSG MSG=IST120I,	MESSAGE ID-
TEXT='IST120I NODE % NOW HAS CONTROLLING LU %(2)',	-
ROUTCDE=2,	ROUTING CODE-
DESC=5,	DESCRIPTOR CODE-
SUPP=NORM,	SUPPRESSION CODE-
OPT=BLKSUP	MESSAGE PROCESSING OPTIONS
USSMSG MSG=IST122I,	MESSAGE ID-
TEXT='IST122I ATTACH OF VTAM SUBTASK % FAILED',	-
ROUTCDE=2,	ROUTING CODE-
DESC=6,	DESCRIPTOR CODE-
SUPP=WARN,	SUPPRESSION CODE-
OPT=BLKSUP	MESSAGE PROCESSING OPTIONS
USSMSG MSG=IST124I,	MESSAGE ID-
TEXT='IST124I STOP COMMAND REJECTED - NOT SUPPORTED FOR -	-
VTAM',	-
ROUTCDE=2,	ROUTING CODE-
DESC=5,	DESCRIPTOR CODE-
SUPP=SER,	SUPPRESSION CODE-
OPT=BLKSUP	MESSAGE PROCESSING OPTIONS
USSMSG MSG=IST126I,	MESSAGE ID-
TEXT='IST126I % MODE NOT SUPPORTED DUE TO LOADING FAILUR-	-
E',	-
ROUTCDE=2,	ROUTING CODE-
DESC=5,	DESCRIPTOR CODE-
SUPP=WARN,	SUPPRESSION CODE-
OPT=BLKSUP	MESSAGE PROCESSING OPTIONS
USSMSG MSG=IST127I,	MESSAGE ID-
TEXT='IST127I % STILL ACTIVE - VTAM TERMINATION WAITING -	-
FOR %(2)',	-
ROUTCDE=2,	ROUTING CODE-
DESC=6,	DESCRIPTOR CODE-
SUPP=SER,	SUPPRESSION CODE-
OPT=BLKSUP	MESSAGE PROCESSING OPTIONS
USSMSG MSG=IST128I,	MESSAGE ID-
TEXT='IST128I HALT OF VTAM ALREADY IN PROGRESS',	-
ROUTCDE=2,	ROUTING CODE-
DESC=6,	DESCRIPTOR CODE-
SUPP=SER,	SUPPRESSION CODE-
OPT=BLKSUP	MESSAGE PROCESSING OPTIONS
USSMSG MSG=IST129I,	MESSAGE ID-
TEXT='IST129I UNRECOVERABLE OR FORCED ERROR ON NODE % -	-
VARY INACT SCHED',	-
ROUTCDE=(2,8,10),	ROUTING CODE-

DESC=5,	DESCRIPTOR CODE-
SUPP=WARN,	SUPPRESSION CODE-
OPT=BLKSUP	MESSAGE PROCESSING OPTIONS
USSMSG MSG=IST130I,	MESSAGE ID-
TEXT='IST130I VTAM SUBTASK % INACTIVE - ABEND THRESHOLD -	-
EXCEEDED',	-
ROUTCDE=2,	ROUTING CODE-
DESC=4,	DESCRIPTOR CODE-
SUPP=SER,	SUPPRESSION CODE-
OPT=BLKSUP	MESSAGE PROCESSING OPTIONS
USSMSG MSG=IST132I,	MESSAGE ID-
TEXT='IST132I VTAM SUBTASK % NOT REATTACHED - CANNOT BE -	-
FOUND',	-
ROUTCDE=2,	ROUTING CODE-
DESC=5,	DESCRIPTOR CODE-
SUPP=SER,	SUPPRESSION CODE-
OPT=BLKSUP	MESSAGE PROCESSING OPTIONS
USSMSG MSG=IST133I,	MESSAGE ID-
TEXT='IST133I VTAM TERMINATION IN PROGRESS',	-
ROUTCDE=2,	ROUTING CODE-
DESC=4,	DESCRIPTOR CODE-
SUPP=INFO,	SUPPRESSION CODE-
OPT=BLKSUP	MESSAGE PROCESSING OPTIONS
USSMSG MSG=IST134I,	MESSAGE ID-
TEXT='IST134I GROUP = %, MAJOR NODE = %(2)',	-
ROUTCDE=2,	ROUTING CODE-
DESC=5,	DESCRIPTOR CODE-
SUPP=NEVER,	SUPPRESSION CODE-
OPT=BLKSUP	MESSAGE PROCESSING OPTIONS
USSMSG MSG=IST135I,	MESSAGE ID-
TEXT='IST135I PHYSICAL UNIT = % %(2)',	-
ROUTCDE=2,	ROUTING CODE-
DESC=5,	DESCRIPTOR CODE-
SUPP=NEVER,	SUPPRESSION CODE-
OPT=BLKSUP	MESSAGE PROCESSING OPTIONS
USSMSG MSG=IST136I,	MESSAGE ID-
TEXT='IST136I % SNA MAJOR NODE = %(2)',	-
ROUTCDE=2,	ROUTING CODE-
DESC=5,	DESCRIPTOR CODE-
SUPP=NEVER,	SUPPRESSION CODE-
OPT=BLKSUP	MESSAGE PROCESSING OPTIONS
USSMSG MSG=IST137I,	MESSAGE ID-
TEXT='IST137I CONFIG % BYPASSED - LOCAL ADDRESS OF LU %(2) IS INVALID',	-
ROUTCDE=2,	ROUTING CODE-
DESC=5,	DESCRIPTOR CODE-
SUPP=WARN,	SUPPRESSION CODE-
OPT=BLKSUP	MESSAGE PROCESSING OPTIONS
USSMSG MSG=IST142I,	MESSAGE ID-
TEXT='IST142I CONFIG % BYPASSED - PATH MACRO %(2) ERROR, -	-
REASON CODE %(3)',	-
ROUTCDE=2,	ROUTING CODE-
DESC=5,	DESCRIPTOR CODE-
SUPP=WARN,	SUPPRESSION CODE-
OPT=BLKSUP	MESSAGE PROCESSING OPTIONS
USSMSG MSG=IST146I,	MESSAGE ID-
TEXT='IST146I LINE NAME = %, STATUS = %(2)',	-
ROUTCDE=2,	ROUTING CODE-
DESC=5,	DESCRIPTOR CODE-
SUPP=NEVER,	SUPPRESSION CODE-
OPT=BLKSUP	MESSAGE PROCESSING OPTIONS
USSMSG MSG=IST148I,	MESSAGE ID-
TEXT='IST148I DIAL OUT PATH INFORMATION FOR PHYSICAL UNI-	-
T %',	-
ROUTCDE=2,	ROUTING CODE-
DESC=5,	DESCRIPTOR CODE-
SUPP=NEVER,	SUPPRESSION CODE-
OPT=BLKSUP	MESSAGE PROCESSING OPTIONS
USSMSG MSG=IST149I,	MESSAGE ID-
TEXT='IST149I LINE GRP TELEPHONE NUMBER OR LINE NAME -	-
PID GID CNT',	-
ROUTCDE=2,	ROUTING CODE-
DESC=5,	DESCRIPTOR CODE-
SUPP=NEVER,	SUPPRESSION CODE-
OPT=NOBLKSUP	MESSAGE PROCESSING OPTIONS
USSMSG MSG=IST150I,	MESSAGE ID-
TEXT='IST150I RRT LOAD MODULE % DOES NOT CONTAIN RESOURC-	-
E SEGMENT %(2)',	-
ROUTCDE=2,	ROUTING CODE-
DESC=5,	DESCRIPTOR CODE-
SUPP=NORM,	SUPPRESSION CODE-
OPT=BLKSUP	MESSAGE PROCESSING OPTIONS

```

USSMSG MSG=IST153I,                MESSAGE ID-
TEXT='IST153I PENDING DEACTIVATION OF % OVERRIDDEN', -
ROUTCDE=2,                        ROUTING CODE-
DESC=6,                            DESCRIPTOR CODE-
SUPP=INFO,                        SUPPRESSION CODE-
OPT=BLKSUP                        MESSAGE PROCESSING OPTIONS
USSMSG MSG=IST154I,                MESSAGE ID-
TEXT='IST154I EXPANSION FAILED FOR % BUFFER POOL - CODE -
%(2), USERID=%(3)',              -
ROUTCDE=2,                        ROUTING CODE-
DESC=5,                            DESCRIPTOR CODE-
SUPP=SER,                          SUPPRESSION CODE-
OPT=BLKSUP                        MESSAGE PROCESSING OPTIONS
USSMSG MSG=IST155I,                MESSAGE ID-
TEXT='IST155I SUBTASK % HAS ABENDED, CODE %(2)', -
ROUTCDE=2,                        ROUTING CODE-
DESC=5,                            DESCRIPTOR CODE-
SUPP=SER,                          SUPPRESSION CODE-
OPT=BLKSUP                        MESSAGE PROCESSING OPTIONS
USSMSG MSG=IST159I,                MESSAGE ID-
TEXT='IST159I THE FOLLOWING NODES ARE IN A PENDING STATE-
',                                -
ROUTCDE=2,                        ROUTING CODE-
DESC=5,                            DESCRIPTOR CODE-
SUPP=NEVER,                        SUPPRESSION CODE-
OPT=BLKSUP                        MESSAGE PROCESSING OPTIONS
USSMSG MSG=IST165I,                MESSAGE ID-
TEXT='IST165I CDRM % HAS AN INVALID ELEMENT VALUE - 1 IS-
ASSUMED',                          -
ROUTCDE=2,                        ROUTING CODE-
DESC=5,                            DESCRIPTOR CODE-
SUPP=NORM,                         SUPPRESSION CODE-
OPT=BLKSUP                        MESSAGE PROCESSING OPTIONS
USSMSG MSG=IST167I,                MESSAGE ID-
TEXT='IST167I NO DIAL OUT PATH FOR %', -
ROUTCDE=2,                        ROUTING CODE-
DESC=5,                            DESCRIPTOR CODE-
SUPP=NEVER,                        SUPPRESSION CODE-
OPT=BLKSUP                        MESSAGE PROCESSING OPTIONS
USSMSG MSG=IST168I,                MESSAGE ID-
TEXT='IST168I % %(2) %(3) %(4) %(5)', -
ROUTCDE=2,                        ROUTING CODE-
DESC=5,                            DESCRIPTOR CODE-
SUPP=NEVER,                        SUPPRESSION CODE-
OPT=NOBLKSUP                     MESSAGE PROCESSING OPTIONS
USSMSG MSG=IST169I,                MESSAGE ID-
TEXT='IST169I DISCONNECTION CAUSED VARY % FOR PU = %(2)', -
ROUTCDE=2,                        ROUTING CODE-
DESC=5,                            DESCRIPTOR CODE-
SUPP=INFO,                         SUPPRESSION CODE-
OPT=BLKSUP                        MESSAGE PROCESSING OPTIONS
USSMSG MSG=IST170I,                MESSAGE ID-
TEXT='IST170I LINES:',              -
ROUTCDE=2,                        ROUTING CODE-
DESC=5,                            DESCRIPTOR CODE-
SUPP=NEVER,                        SUPPRESSION CODE-
OPT=BLKSUP                        MESSAGE PROCESSING OPTIONS
USSMSG MSG=IST171I,                MESSAGE ID-
TEXT='IST171I ACTIVE SESSIONS = %, SESSION REQUESTS = %(-
2)',                                -
ROUTCDE=2,                        ROUTING CODE-
DESC=5,                            DESCRIPTOR CODE-
SUPP=NEVER,                        SUPPRESSION CODE-
OPT=BLKSUP                        MESSAGE PROCESSING OPTIONS
USSMSG MSG=IST172I,                MESSAGE ID-
TEXT='IST172I NO % %(2)',           -
ROUTCDE=2,                        ROUTING CODE-
DESC=5,                            DESCRIPTOR CODE-
SUPP=NEVER,                        SUPPRESSION CODE-
OPT=BLKSUP                        MESSAGE PROCESSING OPTIONS
USSMSG MSG=IST176I,                MESSAGE ID-
TEXT='IST176I % FAILED - %(2) AND %(3) ARE CONFLICTING O-
PTIONS',                            -
ROUTCDE=2,                        ROUTING CODE-
DESC=5,                            DESCRIPTOR CODE-
SUPP=SER,                          SUPPRESSION CODE-
OPT=BLKSUP                        MESSAGE PROCESSING OPTIONS
USSMSG MSG=IST180I,                MESSAGE ID-
TEXT='IST180I OPEN FAILED ON CKPT DS % MAJ NODE %(2) RTN-
CD = %(3) %(4)',                  -
ROUTCDE=2,                        ROUTING CODE-
DESC=5,                            DESCRIPTOR CODE-

```

	SUPP=WARN,	SUPPRESSION CODE-
	OPT=BLKSUP	MESSAGE PROCESSING OPTIONS
USSMSG	MSG=IST181I,	MESSAGE ID-
	TEXT='IST181I CLOSE FAILED ON CKPT DS % MAJ NODE %(2) RT-	
	NCD = %(3) %(4)',	-
	ROUTCDE=2,	ROUTING CODE-
	DESC=5,	DESCRIPTOR CODE-
	SUPP=WARN,	SUPPRESSION CODE-
	OPT=BLKSUP	MESSAGE PROCESSING OPTIONS
USSMSG	MSG=IST182I,	MESSAGE ID-
	TEXT='IST182I UNABLE TO GET STORAGE FOR CKPT % MAJOR NOD-	
	E %(2)',	-
	ROUTCDE=2,	ROUTING CODE-
	DESC=5,	DESCRIPTOR CODE-
	SUPP=WARN,	SUPPRESSION CODE-
	OPT=BLKSUP	MESSAGE PROCESSING OPTIONS
USSMSG	MSG=IST183A,	MESSAGE ID-
	TEXT='IST183A % FOUND LOADED WITH %(2) - REPLY 'YES' T-	
	O REIPL OR 'NO' TO CONTINUE',	-
	ROUTCDE=2,	ROUTING CODE-
	DESC=2,	DESCRIPTOR CODE-
	SUPP=NEVER,	SUPPRESSION CODE-
	OPT=BLKSUP	MESSAGE PROCESSING OPTIONS
USSMSG	MSG=IST184I,	MESSAGE ID-
	TEXT='IST184I I/O ERROR ON CKPT DS % MAJOR NODE %(2) RTN-	
	CD = %(3) %(4)',	-
	ROUTCDE=2,	ROUTING CODE-
	DESC=5,	DESCRIPTOR CODE-
	SUPP=WARN,	SUPPRESSION CODE-
	OPT=BLKSUP	MESSAGE PROCESSING OPTIONS
USSMSG	MSG=IST185I,	MESSAGE ID-
	TEXT='IST185I LOGICAL ERROR ON CHECKPOINT DS % MAJOR NOD-	
	E %(2)',	-
	ROUTCDE=2,	ROUTING CODE-
	DESC=5,	DESCRIPTOR CODE-
	SUPP=WARN,	SUPPRESSION CODE-
	OPT=BLKSUP	MESSAGE PROCESSING OPTIONS
USSMSG	MSG=IST186I,	MESSAGE ID-
	TEXT='IST186I % FOR ID = %(2) CONTINUES COLD - CHECKPOIN-	
	T DATA SET %(3)',	-
	ROUTCDE=2,	ROUTING CODE-
	DESC=5,	DESCRIPTOR CODE-
	SUPP=WARN,	SUPPRESSION CODE-
	OPT=BLKSUP	MESSAGE PROCESSING OPTIONS
USSMSG	MSG=IST187I,	MESSAGE ID-
	TEXT='IST187I % FOR ID = %(2) FAILED - CHECKPOINT DATA S-	
	ET %(3)',	-
	ROUTCDE=2,	ROUTING CODE-
	DESC=5,	DESCRIPTOR CODE-
	SUPP=SER,	SUPPRESSION CODE-
	OPT=BLKSUP	MESSAGE PROCESSING OPTIONS
USSMSG	MSG=IST191I,	MESSAGE ID-
	TEXT='IST191I % SYNTAX ERROR',	-
	ROUTCDE=2,	ROUTING CODE-
	DESC=5,	DESCRIPTOR CODE-
	SUPP=SER,	SUPPRESSION CODE-
	OPT=BLKSUP	MESSAGE PROCESSING OPTIONS
USSMSG	MSG=IST192I,	MESSAGE ID-
	TEXT='IST192I POA MSG TRANSFER FAILED - INSUFFICIENT STO-	
	RAGE',	-
	ROUTCDE=2,	ROUTING CODE-
	DESC=5,	DESCRIPTOR CODE-
	SUPP=WARN,	SUPPRESSION CODE-
	OPT=BLKSUP	MESSAGE PROCESSING OPTIONS
USSMSG	MSG=IST193I,	MESSAGE ID-
	TEXT='IST193I REPLY % IGNORED - REPLY TOO LONG FOR REQUE-	
	STOR',	-
	ROUTCDE=2,	ROUTING CODE-
	DESC=5,	DESCRIPTOR CODE-
	SUPP=SER,	SUPPRESSION CODE-
	OPT=BLKSUP	MESSAGE PROCESSING OPTIONS
USSMSG	MSG=IST194I,	MESSAGE ID-
	TEXT='IST194I REPLY % NOT OUTSTANDING',	-
	ROUTCDE=2,	ROUTING CODE-
	DESC=5,	DESCRIPTOR CODE-
	SUPP=SER,	SUPPRESSION CODE-
	OPT=BLKSUP	MESSAGE PROCESSING OPTIONS
USSMSG	MSG=IST195I,	MESSAGE ID-
	TEXT='IST195I REPLY % IGNORED - NON-DECIMAL ID',	-
	ROUTCDE=2,	ROUTING CODE-
	DESC=5,	DESCRIPTOR CODE-
	SUPP=SER,	SUPPRESSION CODE-

```

      OPT=BLKSUP                MESSAGE PROCESSING OPTIONS
USSMSG MSG=IST198I,            MESSAGE ID-
TEXT='IST198I VTAM INTERNAL TRACE ACTIVATION FAILED - GT-
F NOT ACTIVE',                -
ROUTCDE=2,                    ROUTING CODE-
DESC=5,                       DESCRIPTOR CODE-
SUPP=NEVER,                   SUPPRESSION CODE-
OPT=BLKSUP                    MESSAGE PROCESSING OPTIONS
USSMSG MSG=IST199I,            MESSAGE ID-
TEXT='IST199I OPTIONS = %',   -
ROUTCDE=2,                    ROUTING CODE-
DESC=5,                       DESCRIPTOR CODE-
SUPP=NORM,                   SUPPRESSION CODE-
OPT=BLKSUP                    MESSAGE PROCESSING OPTIONS
USSMSG MSG=IST206I,            MESSAGE ID-
TEXT='IST206I SESSIONS:',    -
ROUTCDE=2,                    ROUTING CODE-
DESC=5,                       DESCRIPTOR CODE-
SUPP=NEVER,                   SUPPRESSION CODE-
OPT=BLKSUP                    MESSAGE PROCESSING OPTIONS
USSMSG MSG=IST208I,            MESSAGE ID-
TEXT='IST208I UNABLE TO TERMINATE SESSIONS FOR ID = % -
INSUFFICIENT STORAGE',       -
ROUTCDE=2,                    ROUTING CODE-
DESC=5,                       DESCRIPTOR CODE-
SUPP=WARN,                   SUPPRESSION CODE-
OPT=BLKSUP                    MESSAGE PROCESSING OPTIONS
USSMSG MSG=IST211I,            MESSAGE ID-
TEXT='IST211I NCP SLOWDOWN INITIATED FOR %', -
ROUTCDE=2,                    ROUTING CODE-
DESC=4,                       DESCRIPTOR CODE-
SUPP=WARN,                   SUPPRESSION CODE-
OPT=BLKSUP                    MESSAGE PROCESSING OPTIONS
USSMSG MSG=IST212I,            MESSAGE ID-
TEXT='IST212I ACBNAME = %',   -
ROUTCDE=8,                    ROUTING CODE-
DESC=5,                       DESCRIPTOR CODE-
SUPP=NEVER,                   SUPPRESSION CODE-
OPT=BLKSUP                    MESSAGE PROCESSING OPTIONS
USSMSG MSG=IST213I,            MESSAGE ID-
TEXT='IST213I ACBNAME FOR ID = %', -
ROUTCDE=8,                    ROUTING CODE-
DESC=5,                       DESCRIPTOR CODE-
SUPP=NEVER,                   SUPPRESSION CODE-
OPT=BLKSUP                    MESSAGE PROCESSING OPTIONS
USSMSG MSG=IST214I,            MESSAGE ID-
TEXT='IST214I NCP SLOWDOWN TERMINATED FOR %', -
ROUTCDE=2,                    ROUTING CODE-
DESC=4,                       DESCRIPTOR CODE-
SUPP=WARN,                   SUPPRESSION CODE-
OPT=BLKSUP                    MESSAGE PROCESSING OPTIONS
USSMSG MSG=IST219I,            MESSAGE ID-
TEXT='IST219I I/O ERROR ON READ FOR % - BYTECNT MISMATCH-
',                             -
ROUTCDE=2,                    ROUTING CODE-
DESC=4,                       DESCRIPTOR CODE-
SUPP=WARN,                   SUPPRESSION CODE-
OPT=BLKSUP                    MESSAGE PROCESSING OPTIONS
USSMSG MSG=IST221I,            MESSAGE ID-
TEXT='IST221I % : %(2) IS INVALID, %(3), UNSUPPORTED OPT-
ION - %(4)',                  -
ROUTCDE=2,                    ROUTING CODE-
DESC=5,                       DESCRIPTOR CODE-
SUPP=NORM,                   SUPPRESSION CODE-
OPT=BLKSUP                    MESSAGE PROCESSING OPTIONS
USSMSG MSG=IST223I,            MESSAGE ID-
TEXT='IST223I MODIFY % COMMAND COMPLETED', -
ROUTCDE=2,                    ROUTING CODE-
DESC=5,                       DESCRIPTOR CODE-
SUPP=NEVER,                   SUPPRESSION CODE-
OPT=BLKSUP                    MESSAGE PROCESSING OPTIONS
USSMSG MSG=IST225I,            MESSAGE ID-
TEXT='IST225I % FOR ID = %(2) FAILED - %(3)', -
ROUTCDE=2,                    ROUTING CODE-
DESC=5,                       DESCRIPTOR CODE-
SUPP=SER,                    SUPPRESSION CODE-
OPT=BLKSUP                    MESSAGE PROCESSING OPTIONS
USSMSG MSG=IST226I,            MESSAGE ID-
TEXT='IST226I % FOR ID = %(2) NOT EFFECTIVE DURING CURRE-
NT OR QUEUED SESSIONS',      -
ROUTCDE=2,                    ROUTING CODE-
DESC=5,                       DESCRIPTOR CODE-

```

	SUPP=INFO,	SUPPRESSION CODE-
	OPT=BLKSUP	MESSAGE PROCESSING OPTIONS
USSMSG	MSG=IST228I,	MESSAGE ID-
	TEXT='IST228I ENCRYPTION = % , TYPE = %(2) ',	-
	ROUTCDE=2,	ROUTING CODE-
	DESC=5,	DESCRIPTOR CODE-
	SUPP=NEVER,	SUPPRESSION CODE-
	OPT=BLKSUP	MESSAGE PROCESSING OPTIONS
USSMSG	MSG=IST231I,	MESSAGE ID-
	TEXT='IST231I % MAJOR NODE = %(2) ',	-
	ROUTCDE=(2,8),	ROUTING CODE-
	DESC=5,	DESCRIPTOR CODE-
	SUPP=NEVER,	SUPPRESSION CODE-
	OPT=BLKSUP	MESSAGE PROCESSING OPTIONS
USSMSG	MSG=IST232I,	MESSAGE ID-
	TEXT='IST232I % %(2) %(3) ',	-
	ROUTCDE=(2,8),	ROUTING CODE-
	DESC=5,	DESCRIPTOR CODE-
	SUPP=NEVER,	SUPPRESSION CODE-
	OPT=NOBLKSUP	MESSAGE PROCESSING OPTIONS
USSMSG	MSG=IST234I,	MESSAGE ID-
	TEXT='IST234I I/O ERROR %',	-
	ROUTCDE=(2,8,10),	ROUTING CODE-
	DESC=4,	DESCRIPTOR CODE-
	SUPP=WARN,	SUPPRESSION CODE-
	OPT=BLKSUP	MESSAGE PROCESSING OPTIONS
USSMSG	MSG=IST238I,	MESSAGE ID-
	TEXT='IST238I % %(2) FOR ID = %(3) RCVD %(4) ',	-
	ROUTCDE=8,	ROUTING CODE-
	DESC=4,	DESCRIPTOR CODE-
	SUPP=WARN,	SUPPRESSION CODE-
	OPT=BLKSUP	MESSAGE PROCESSING OPTIONS
USSMSG	MSG=IST240A,	MESSAGE ID-
	TEXT='IST240A WAIT STATE IN VTAM DUE TO INSUFFICIENT NUM-	-
	BER OF I/O BUFFERS SPECIFIED BY USER',	-
	ROUTCDE=2,	ROUTING CODE-
	DESC=2,	DESCRIPTOR CODE-
	SUPP=NEVER,	SUPPRESSION CODE-
	OPT=BLKSUP	MESSAGE PROCESSING OPTIONS
USSMSG	MSG=IST241I,	MESSAGE ID-
	TEXT='IST241I % COMMAND COMPLETE FOR %(2) ',	-
	ROUTCDE=8,	ROUTING CODE-
	DESC=5,	DESCRIPTOR CODE-
	SUPP=NORM,	SUPPRESSION CODE-
	OPT=BLKSUP	MESSAGE PROCESSING OPTIONS
USSMSG	MSG=IST242I,	MESSAGE ID-
	TEXT='IST242I % COMMAND FAILED FOR ID = %(2) SENSE = %(3-	-
)',	-
	ROUTCDE=8,	ROUTING CODE-
	DESC=4,	DESCRIPTOR CODE-
	SUPP=SER,	SUPPRESSION CODE-
	OPT=BLKSUP	MESSAGE PROCESSING OPTIONS
USSMSG	MSG=IST243I,	MESSAGE ID-
	TEXT='IST243I FRAMES SENT = %, RCVD = %(2), RCVD WITHOUT-	-
	ERRORS = %(3) ',	-
	ROUTCDE=8,	ROUTING CODE-
	DESC=5,	DESCRIPTOR CODE-
	SUPP=NORM,	SUPPRESSION CODE-
	OPT=BLKSUP	MESSAGE PROCESSING OPTIONS
USSMSG	MSG=IST244I,	MESSAGE ID-
	TEXT='IST244I NCP % STORAGE FOR ID = %(2) ',	-
	ROUTCDE=8,	ROUTING CODE-
	DESC=5,	DESCRIPTOR CODE-
	SUPP=NEVER,	SUPPRESSION CODE-
	OPT=BLKSUP	MESSAGE PROCESSING OPTIONS
USSMSG	MSG=IST245I,	MESSAGE ID-
	TEXT='IST245I % %(2) %(3) %(4) %(5) ',	-
	ROUTCDE=8,	ROUTING CODE-
	DESC=5,	DESCRIPTOR CODE-
	SUPP=NEVER,	SUPPRESSION CODE-
	OPT=NOBLKSUP	MESSAGE PROCESSING OPTIONS
USSMSG	MSG=IST246I,	MESSAGE ID-
	TEXT='IST246I % % (2) ',	-
	ROUTCDE=8,	ROUTING CODE-
	DESC=4,	DESCRIPTOR CODE-
	SUPP=NEVER,	SUPPRESSION CODE-
	OPT=NOBLKSUP	MESSAGE PROCESSING OPTIONS
USSMSG	MSG=IST247I,	MESSAGE ID-
	TEXT='IST247I LOAD/DUMP PROCEDURE STATUS = % %(2) ',	-
	ROUTCDE=(2,8),	ROUTING CODE-
	DESC=5,	DESCRIPTOR CODE-
	SUPP=NEVER,	SUPPRESSION CODE-

```

      OPT=BLKSUP                                MESSAGE PROCESSING OPTIONS
USSMSG MSG=IST252I,                             MESSAGE ID-
      TEXT='IST252I % (2) (3) VTAM CODE (4) (5)', -
      ROUTCDE=2,                                ROUTING CODE-
      DESC=5,                                   DESCRIPTOR CODE-
      SUPP=NEVER,                              SUPPRESSION CODE-
      OPT=BLKSUP                                MESSAGE PROCESSING OPTIONS
USSMSG MSG=IST257I,                             MESSAGE ID-
      TEXT='IST257I VTAM SDUMP FAILED WITH RETURN CODE % REASO-
      N X'(2)''', -
      ROUTCDE=(2,8),                            ROUTING CODE-
      DESC=4,                                   DESCRIPTOR CODE-
      SUPP=SER,                                SUPPRESSION CODE-
      OPT=BLKSUP                                MESSAGE PROCESSING OPTIONS
USSMSG MSG=IST258I,                             MESSAGE ID-
      TEXT='IST258I STMT IN ERROR = %', -
      ROUTCDE=2,                                ROUTING CODE-
      DESC=5,                                   DESCRIPTOR CODE-
      SUPP=WARN,                               SUPPRESSION CODE-
      OPT=BLKSUP                                MESSAGE PROCESSING OPTIONS
USSMSG MSG=IST259I,                             MESSAGE ID-
      TEXT='IST259I INOP RECEIVED FOR % CODE = (2) (3)', -
      ROUTCDE=8,                                ROUTING CODE-
      DESC=4,                                   DESCRIPTOR CODE-
      SUPP=WARN,                               SUPPRESSION CODE-
      OPT=BLKSUP                                MESSAGE PROCESSING OPTIONS
USSMSG MSG=IST260I,                             MESSAGE ID-
      TEXT='IST260I % - (2) SESSION LOST, SA (3) CODE (4)', -
      ROUTCDE=2,                                ROUTING CODE-
      DESC=5,                                   DESCRIPTOR CODE-
      SUPP=WARN,                               SUPPRESSION CODE-
      OPT=BLKSUP                                MESSAGE PROCESSING OPTIONS
USSMSG MSG=IST262I,                             MESSAGE ID-
      TEXT='IST262I % = (2), STATUS = (3)', -
      ROUTCDE=(2,8),                            ROUTING CODE-
      DESC=5,                                   DESCRIPTOR CODE-
      SUPP=NEVER,                              SUPPRESSION CODE-
      OPT=BLKSUP                                MESSAGE PROCESSING OPTIONS
USSMSG MSG=IST264I,                             MESSAGE ID-
      TEXT='IST264I REQUIRED % (2) (3)', -
      ROUTCDE=8,                                ROUTING CODE-
      DESC=4,                                   DESCRIPTOR CODE-
      SUPP=SER,                                SUPPRESSION CODE-
      OPT=BLKSUP                                MESSAGE PROCESSING OPTIONS
USSMSG MSG=IST265I,                             MESSAGE ID-
      TEXT='IST265I % FOR ID = (2) FAILED - DUP (3) HL (4)', -
      ,ROUTCDE=8,                                ROUTING CODE-
      DESC=4,                                   DESCRIPTOR CODE-
      SUPP=SER,                                SUPPRESSION CODE-
      OPT=BLKSUP                                MESSAGE PROCESSING OPTIONS
USSMSG MSG=IST266I,                             MESSAGE ID-
      TEXT='IST266I % STARTED', -
      ROUTCDE=2,                                ROUTING CODE-
      DESC=5,                                   DESCRIPTOR CODE-
      SUPP=INFO,                               SUPPRESSION CODE-
      OPT=BLKSUP                                MESSAGE PROCESSING OPTIONS
USSMSG MSG=IST270I,                             MESSAGE ID-
      TEXT='IST270I LOAD OF % COMPLETE - LOAD MODULE = (2)', -
      ROUTCDE=2,                                ROUTING CODE-
      DESC=5,                                   DESCRIPTOR CODE-
      SUPP=NORM,                               SUPPRESSION CODE-
      OPT=BLKSUP                                MESSAGE PROCESSING OPTIONS
USSMSG MSG=IST271I,                             MESSAGE ID-
      TEXT='IST271I JOBNAME = %, STEPNAME = (2), DSPNAME = %(-
      3)', -
      ROUTCDE=2,                                ROUTING CODE-
      DESC=5,                                   DESCRIPTOR CODE-
      SUPP=NEVER,                              SUPPRESSION CODE-
      OPT=BLKSUP                                MESSAGE PROCESSING OPTIONS
USSMSG MSG=IST272A,                             MESSAGE ID-
      TEXT='IST272A NO INITIAL TEST FOR % - REPLY 'U' TO BYP-
      ASS - OR CANCEL', -
      ROUTCDE=1,                                ROUTING CODE-
      DESC=2,                                   DESCRIPTOR CODE-
      SUPP=NEVER,                               SUPPRESSION CODE-
      OPT=BLKSUP                                MESSAGE PROCESSING OPTIONS
USSMSG MSG=IST278A,                             MESSAGE ID-
      TEXT='IST278A INVALID REPLY FOR ID = % LOAD - ENTER 'U'-
      ' - OR CANCEL', -
      ROUTCDE=1,                                ROUTING CODE-
      DESC=2,                                   DESCRIPTOR CODE-
      SUPP=NEVER,                               SUPPRESSION CODE-

```

```

      OPT=BLKSUP                                MESSAGE PROCESSING OPTIONS
USSMSG MSG=IST282A,                             MESSAGE ID-
TEXT='IST282A INVALID REPLY FOR ID = % (2) % (3)', -
ROUTCDE=1,                                     ROUTING CODE-
DESC=3,                                       DESCRIPTOR CODE-
SUPP=NEVER,                                SUPPRESSION CODE-
OPT=BLKSUP                                MESSAGE PROCESSING OPTIONS
USSMSG MSG=IST284A,                             MESSAGE ID-
TEXT='IST284A OPTION TO RELOAD % AVAILABLE - REPLY 'YES-
' OR 'NO' OR 'YES,LOADSTA=LINKSTANAME'', -
ROUTCDE=1,                                     ROUTING CODE-
DESC=2,                                       DESCRIPTOR CODE-
SUPP=NEVER,                                SUPPRESSION CODE-
OPT=BLKSUP                                MESSAGE PROCESSING OPTIONS
USSMSG MSG=IST285I,                             MESSAGE ID-
TEXT='IST285I % DUMP OF % (2) % (3)', -
ROUTCDE=2,                                     ROUTING CODE-
DESC=5,                                       DESCRIPTOR CODE-
SUPP=SER,                                   SUPPRESSION CODE-
OPT=BLKSUP                                MESSAGE PROCESSING OPTIONS
USSMSG MSG=IST301I,                             MESSAGE ID-
TEXT='IST301I INSUFFICIENT PRIVATE FIXED STORAGE FOR I/O-
TRACE TABLE', -
ROUTCDE=2,                                     ROUTING CODE-
DESC=5,                                       DESCRIPTOR CODE-
SUPP=WARN,                                SUPPRESSION CODE-
OPT=BLKSUP                                MESSAGE PROCESSING OPTIONS
USSMSG MSG=IST302I,                             MESSAGE ID-
TEXT='IST302I INVALID DEFINITION TYPE IN MEMBER % IN VTA-
M DEFINITION LIBRARY', -
ROUTCDE=2,                                     ROUTING CODE-
DESC=5,                                       DESCRIPTOR CODE-
SUPP=WARN,                                SUPPRESSION CODE-
OPT=BLKSUP                                MESSAGE PROCESSING OPTIONS
USSMSG MSG=IST303I,                             MESSAGE ID-
TEXT='IST303I INSUFFICIENT STORAGE TO BUILD CONFIGURATIO-
N %', -
ROUTCDE=2,                                     ROUTING CODE-
DESC=5,                                       DESCRIPTOR CODE-
SUPP=WARN,                                SUPPRESSION CODE-
OPT=BLKSUP                                MESSAGE PROCESSING OPTIONS
USSMSG MSG=IST309I,                             MESSAGE ID-
TEXT='IST309I UNABLE TO LOAD MODULE % FROM LIBRARY % (2)' -
,ROUTCDE=(2,4,8),                             ROUTING CODE-
DESC=5,                                       DESCRIPTOR CODE-
SUPP=WARN,                                SUPPRESSION CODE-
OPT=BLKSUP                                MESSAGE PROCESSING OPTIONS
USSMSG MSG=IST310I,                             MESSAGE ID-
TEXT='IST310I INVALID SPACE REQUEST FOR CONFIGURATION %' -
,ROUTCDE=2,                                     ROUTING CODE-
DESC=5,                                       DESCRIPTOR CODE-
SUPP=SER,                                   SUPPRESSION CODE-
OPT=BLKSUP                                MESSAGE PROCESSING OPTIONS
USSMSG MSG=IST311I,                             MESSAGE ID-
TEXT='IST311I NCP LOAD MODULE LIBRARY % - FAILED TO OPEN-
', -
ROUTCDE=(2,4,8),                             ROUTING CODE-
DESC=5,                                       DESCRIPTOR CODE-
SUPP=WARN,                                SUPPRESSION CODE-
OPT=BLKSUP                                MESSAGE PROCESSING OPTIONS
USSMSG MSG=IST314I,                             MESSAGE ID-
TEXT='IST314I END', -
ROUTCDE=2,                                     ROUTING CODE-
DESC=5,                                       DESCRIPTOR CODE-
SUPP=NEVER,                                SUPPRESSION CODE-
OPT=BLKSUP                                MESSAGE PROCESSING OPTIONS
USSMSG MSG=IST315I,                             MESSAGE ID-
TEXT='IST315I VTAM INTERNAL TRACE ACTIVE - MODE = %, SIZ-
E = % (2) % (3)', -
ROUTCDE=2,                                     ROUTING CODE-
DESC=5,                                       DESCRIPTOR CODE-
SUPP=NORM,                                SUPPRESSION CODE-
OPT=BLKSUP                                MESSAGE PROCESSING OPTIONS
USSMSG MSG=IST316I,                             MESSAGE ID-
TEXT='IST316I % TRACE USER OPTIONS ARE NOT ACTIVE', -
ROUTCDE=2,                                     ROUTING CODE-
DESC=5,                                       DESCRIPTOR CODE-
SUPP=NORM,                                SUPPRESSION CODE-
OPT=BLKSUP                                MESSAGE PROCESSING OPTIONS
USSMSG MSG=IST317I,                             MESSAGE ID-
TEXT='IST317I VTAM INTERNAL TRACE ACTIVATION FAILED - IN-
SUFFICIENT STORAGE', -

```

```

ROUTCDE=2,                                ROUTING CODE-
DESC=5,                                    DESCRIPTOR CODE-
SUPP=SER,                                  SUPPRESSION CODE-
OPT=BLKSUP                                MESSAGE PROCESSING OPTIONS
USSMSG MSG=IST319I,                        MESSAGE ID-
TEXT='IST319I CONFIGURATION % FIRST SPECIFICATION USED % -
(2)',                                     -
ROUTCDE=2,                                ROUTING CODE-
DESC=5,                                    DESCRIPTOR CODE-
SUPP=NORM,                                 SUPPRESSION CODE-
OPT=BLKSUP                                MESSAGE PROCESSING OPTIONS
USSMSG MSG=IST320I,                        MESSAGE ID-
TEXT='IST320I DEFINITION % NOT SUCCESSFUL - %(2)', -
ROUTCDE=2,                                ROUTING CODE-
DESC=5,                                    DESCRIPTOR CODE-
SUPP=WARN,                                 SUPPRESSION CODE-
OPT=BLKSUP                                MESSAGE PROCESSING OPTIONS
USSMSG MSG=IST321I,                        MESSAGE ID-
TEXT='IST321I CONFIGURATION % DEFAULT TAKEN - %(2)', -
ROUTCDE=2,                                ROUTING CODE-
DESC=5,                                    DESCRIPTOR CODE-
SUPP=WARN,                                 SUPPRESSION CODE-
OPT=BLKSUP                                MESSAGE PROCESSING OPTIONS
USSMSG MSG=IST322I,                        MESSAGE ID-
TEXT='IST322I CONFIGURATION % ERROR IGNORED - %(2)', -
ROUTCDE=2,                                ROUTING CODE-
DESC=5,                                    DESCRIPTOR CODE-
SUPP=WARN,                                 SUPPRESSION CODE-
OPT=BLKSUP                                MESSAGE PROCESSING OPTIONS
USSMSG MSG=IST323I,                        MESSAGE ID-
TEXT='IST323I LABEL = % - MACRO TYPE = %(2) - KEYWORD = -
%(3)',                                     -
ROUTCDE=2,                                ROUTING CODE-
DESC=5,                                    DESCRIPTOR CODE-
SUPP=WARN,                                 SUPPRESSION CODE-
OPT=NOBLKSUP                              MESSAGE PROCESSING OPTIONS
USSMSG MSG=IST324I,                        MESSAGE ID-
TEXT='IST324I % IN PROGRESS WITH ID = %(2) DUE TO %(3) R-
EQUEST',                                     -
ROUTCDE=2,                                ROUTING CODE-
DESC=5,                                    DESCRIPTOR CODE-
SUPP=INFO,                                 SUPPRESSION CODE-
OPT=BLKSUP                                MESSAGE PROCESSING OPTIONS
USSMSG MSG=IST326I,                        MESSAGE ID-
TEXT='IST326I REQUEST = % FAILED FOR %(2) ID = %(3), SEN-
SE = %(4)',                                     -
ROUTCDE=2,                                ROUTING CODE-
DESC=5,                                    DESCRIPTOR CODE-
SUPP=NORM,                                 SUPPRESSION CODE-
OPT=BLKSUP                                MESSAGE PROCESSING OPTIONS
USSMSG MSG=IST327I,                        MESSAGE ID-
TEXT='IST327I % ID = %(2) INCOMPLETE, REQUEST = %(3), SE-
NSE = %(4)',                                     -
ROUTCDE=2,                                ROUTING CODE-
DESC=5,                                    DESCRIPTOR CODE-
SUPP=NORM,                                 SUPPRESSION CODE-
OPT=BLKSUP                                MESSAGE PROCESSING OPTIONS
USSMSG MSG=IST328I,                        MESSAGE ID-
TEXT='IST328I COMMUNICATION WITH CDRM ID = % LOST', -
ROUTCDE=2,                                ROUTING CODE-
DESC=5,                                    DESCRIPTOR CODE-
SUPP=NORM,                                 SUPPRESSION CODE-
OPT=BLKSUP                                MESSAGE PROCESSING OPTIONS
USSMSG MSG=IST330I,                        MESSAGE ID-
TEXT='IST330I TABLE TYPE = % NAME = %(2)', -
ROUTCDE=2,                                ROUTING CODE-
DESC=5,                                    DESCRIPTOR CODE-
SUPP=WARN,                                 SUPPRESSION CODE-
OPT=BLKSUP                                MESSAGE PROCESSING OPTIONS
USSMSG MSG=IST331I,                        MESSAGE ID-
TEXT='IST331I CONFIG % BYPASSED - ''MAXSUBA'' VALUES CON-
FLICT',                                     -
ROUTCDE=2,                                ROUTING CODE-
DESC=5,                                    DESCRIPTOR CODE-
SUPP=WARN,                                 SUPPRESSION CODE-
OPT=BLKSUP                                MESSAGE PROCESSING OPTIONS
USSMSG MSG=IST333I,                        MESSAGE ID-
TEXT='IST333I CONFIG % USING DUPLICATE RESOURCE NAME %(2-
) - CODE %(3)',                                     -
ROUTCDE=2,                                ROUTING CODE-
DESC=5,                                    DESCRIPTOR CODE-
SUPP=WARN,                                 SUPPRESSION CODE-

```



```

      OPT=BLKSUP                MESSAGE PROCESSING OPTIONS
USSMSG MSG=IST336I,            MESSAGE ID-
      TEXT='IST336I THIS NCP MAJOR NODE WAS %', -
      ROUTCDE=2,                ROUTING CODE-
      DESC=5,                   DESCRIPTOR CODE-
      SUPP=NEVER,               SUPPRESSION CODE-
      OPT=BLKSUP                MESSAGE PROCESSING OPTIONS
USSMSG MSG=IST339I,            MESSAGE ID-
      TEXT='IST339I CONFIG % BYPASSED - %(2) UNKNOWN TO THE NC-
      P', -
      ROUTCDE=2,                ROUTING CODE-
      DESC=5,                   DESCRIPTOR CODE-
      SUPP=WARN,                SUPPRESSION CODE-
      OPT=BLKSUP                MESSAGE PROCESSING OPTIONS
USSMSG MSG=IST348I,            MESSAGE ID-
      TEXT='IST348I UNABLE TO PROCESS DISCONNECTION FOR PU = %-
      DUE TO LACK OF STORAGE', -
      ROUTCDE=2,                ROUTING CODE-
      DESC=5,                   DESCRIPTOR CODE-
      SUPP=NORM,                SUPPRESSION CODE-
      OPT=BLKSUP                MESSAGE PROCESSING OPTIONS
USSMSG MSG=IST350I,            MESSAGE ID-
      TEXT='IST350I DISPLAY TYPE = %', -
      ROUTCDE=2,                ROUTING CODE-
      DESC=5,                   DESCRIPTOR CODE-
      SUPP=NEVER,               SUPPRESSION CODE-
      OPT=BLKSUP                MESSAGE PROCESSING OPTIONS
USSMSG MSG=IST351I,            MESSAGE ID-
      TEXT='IST351I LOCAL 3270 MAJOR NODE = %', -
      ROUTCDE=2,                ROUTING CODE-
      DESC=5,                   DESCRIPTOR CODE-
      SUPP=NEVER,               SUPPRESSION CODE-
      OPT=BLKSUP                MESSAGE PROCESSING OPTIONS
USSMSG MSG=IST352I,            MESSAGE ID-
      TEXT='IST352I LOCAL SNA MAJOR NODE = %', -
      ROUTCDE=2,                ROUTING CODE-
      DESC=5,                   DESCRIPTOR CODE-
      SUPP=NEVER,               SUPPRESSION CODE-
      OPT=BLKSUP                MESSAGE PROCESSING OPTIONS
USSMSG MSG=IST353I,            MESSAGE ID-
      TEXT='IST353I SWITCHED SNA MAJOR NODE = %', -
      ROUTCDE=2,                ROUTING CODE-
      DESC=5,                   DESCRIPTOR CODE-
      SUPP=NEVER,               SUPPRESSION CODE-
      OPT=BLKSUP                MESSAGE PROCESSING OPTIONS
USSMSG MSG=IST354I,            MESSAGE ID-
      TEXT='IST354I PU T4/5 MAJOR NODE = %', -
      ROUTCDE=2,                ROUTING CODE-
      DESC=5,                   DESCRIPTOR CODE-
      SUPP=NEVER,               SUPPRESSION CODE-
      OPT=BLKSUP                MESSAGE PROCESSING OPTIONS
USSMSG MSG=IST355I,            MESSAGE ID-
      TEXT='IST355I LOGICAL UNITS:', -
      ROUTCDE=2,                ROUTING CODE-
      DESC=5,                   DESCRIPTOR CODE-
      SUPP=NEVER,               SUPPRESSION CODE-
      OPT=BLKSUP                MESSAGE PROCESSING OPTIONS
USSMSG MSG=IST356I,            MESSAGE ID-
      TEXT='IST356I %(2)%(3)%(4) %(5)%(6)%(7)%(8)%(9)%(10)%(1-
      1)%(12) %(13) %(14)/%(15) %(16)', -
      ROUTCDE=2,                ROUTING CODE-
      DESC=5,                   DESCRIPTOR CODE-
      SUPP=NEVER,               SUPPRESSION CODE-
      OPT=NOBLKSUP              MESSAGE PROCESSING OPTIONS
USSMSG MSG=IST359I,            MESSAGE ID-
      TEXT='IST359I ATTACHMENT = %', -
      ROUTCDE=2,                ROUTING CODE-
      DESC=5,                   DESCRIPTOR CODE-
      SUPP=NEVER,               SUPPRESSION CODE-
      OPT=BLKSUP                MESSAGE PROCESSING OPTIONS
USSMSG MSG=IST360I,            MESSAGE ID-
      TEXT='IST360I APPLICATIONS:', -
      ROUTCDE=2,                ROUTING CODE-
      DESC=5,                   DESCRIPTOR CODE-
      SUPP=NEVER,               SUPPRESSION CODE-
      OPT=BLKSUP                MESSAGE PROCESSING OPTIONS
USSMSG MSG=IST361A,            MESSAGE ID-
      TEXT='IST361A % FOUND LOADED WITH %(2) REPLY ''YES'' TO -
      RELOAD OR ''NO'' TO CANCEL ACTIVATION', -
      ROUTCDE=2,                ROUTING CODE-
      DESC=2,                   DESCRIPTOR CODE-
      SUPP=NEVER,               SUPPRESSION CODE-

```

```

      OPT=BLKSUP                                MESSAGE PROCESSING OPTIONS
USSMSG MSG=IST362I,                             MESSAGE ID-
TEXT='IST362I GROUP % DEVICES UNAVAILABLE - MISSING SYSC-
NTRL OPTION',                                     -
ROUTCDE=2,                                         ROUTING CODE-
DESC=5,                                           DESCRIPTOR CODE-
SUPP=WARN,                                       SUPPRESSION CODE-
OPT=BLKSUP                                MESSAGE PROCESSING OPTIONS
USSMSG MSG=IST363I,                             MESSAGE ID-
TEXT='IST363I CONFIG % NODES AND SUBNODES SET UNAVAILABL-
E - %(2)',                                         -
ROUTCDE=2,                                         ROUTING CODE-
DESC=5,                                           DESCRIPTOR CODE-
SUPP=WARN,                                       SUPPRESSION CODE-
OPT=BLKSUP                                MESSAGE PROCESSING OPTIONS
USSMSG MSG=IST366I,                             MESSAGE ID-
TEXT='IST366I CONFIG % UNABLE TO DEFINE %(2) - MAXIMUM N-
UMBER OF NETWORK ADDRESSES FOR HOST SUBAREA EXCEEDED', -
ROUTCDE=2,                                         ROUTING CODE-
DESC=5,                                           DESCRIPTOR CODE-
SUPP=WARN,                                       SUPPRESSION CODE-
OPT=BLKSUP                                MESSAGE PROCESSING OPTIONS
USSMSG MSG=IST367I,                             MESSAGE ID-
TEXT='IST367I NO STORAGE TO DEFINE NODE % CONFIG %(2)', -
ROUTCDE=2,                                         ROUTING CODE-
DESC=5,                                           DESCRIPTOR CODE-
SUPP=WARN,                                       SUPPRESSION CODE-
OPT=BLKSUP                                MESSAGE PROCESSING OPTIONS
USSMSG MSG=IST368I,                             MESSAGE ID-
TEXT='IST368I FUNCTION GROUP % FAILED',           -
ROUTCDE=2,                                         ROUTING CODE-
DESC=5,                                           DESCRIPTOR CODE-
SUPP=WARN,                                       SUPPRESSION CODE-
OPT=BLKSUP                                MESSAGE PROCESSING OPTIONS
USSMSG MSG=IST380I,                             MESSAGE ID-
TEXT='IST380I ERROR FOR ID = % - REQUEST: %(2), SENSE: %-
(3)',                                             -
ROUTCDE=2,                                         ROUTING CODE-
DESC=5,                                           DESCRIPTOR CODE-
SUPP=NORM,                                       SUPPRESSION CODE-
OPT=BLKSUP                                MESSAGE PROCESSING OPTIONS
USSMSG MSG=IST381I,                             MESSAGE ID-
TEXT='IST381I % FOR ID = %(2) FAILED - CANNOT DEFINE NOD-
E',                                             -
ROUTCDE=2,                                         ROUTING CODE-
DESC=5,                                           DESCRIPTOR CODE-
SUPP=SER,                                       SUPPRESSION CODE-
OPT=BLKSUP                                MESSAGE PROCESSING OPTIONS
USSMSG MSG=IST382I,                             MESSAGE ID-
TEXT='IST382I % FOR ID = %(2) FAILED - STATE: %(3) NOT V-
ALID FOR REQUEST',                             -
ROUTCDE=2,                                         ROUTING CODE-
DESC=5,                                           DESCRIPTOR CODE-
SUPP=SER,                                       SUPPRESSION CODE-
OPT=BLKSUP                                MESSAGE PROCESSING OPTIONS
USSMSG MSG=IST383I,                             MESSAGE ID-
TEXT='IST383I DEACTIVATION OF ID = % FAILED - REQUEST: %-
(2) SENSE: %(3)',                             -
ROUTCDE=2,                                         ROUTING CODE-
DESC=5,                                           DESCRIPTOR CODE-
SUPP=NORM,                                       SUPPRESSION CODE-
OPT=BLKSUP                                MESSAGE PROCESSING OPTIONS
USSMSG MSG=IST384I,                             MESSAGE ID-
TEXT='IST384I % FOR ID = %(2) FAILED',           -
ROUTCDE=2,                                         ROUTING CODE-
DESC=5,                                           DESCRIPTOR CODE-
SUPP=SER,                                       SUPPRESSION CODE-
OPT=BLKSUP                                MESSAGE PROCESSING OPTIONS
USSMSG MSG=IST388I,                             MESSAGE ID-
TEXT='IST388I DYNAMIC CDRSC DEFINITION SUPPORT = %', -
ROUTCDE=8,                                         ROUTING CODE-
DESC=5,                                           DESCRIPTOR CODE-
SUPP=NEVER,                                       SUPPRESSION CODE-
OPT=BLKSUP                                MESSAGE PROCESSING OPTIONS
USSMSG MSG=IST389I,                             MESSAGE ID-
TEXT='IST389I PREDEFINITION OF CDRSC = %',       -
ROUTCDE=8,                                         ROUTING CODE-
DESC=5,                                           DESCRIPTOR CODE-
SUPP=NEVER,                                       SUPPRESSION CODE-
OPT=BLKSUP                                MESSAGE PROCESSING OPTIONS
USSMSG MSG=IST391I,                             MESSAGE ID-
TEXT='IST391I ADJ LINK STATION = %, LINE = %(2), NODE = -

```

```

      %(3)',
      ROUTCDE=8,
      DESC=5,
      SUPP=NEVER,
      OPT=BLKSUP
USSMSG MSG=IST393I,
      TEXT='IST393I PU T4/5 MAJOR NODE %, SUBAREA = %(2)',
      ROUTCDE=8,
      DESC=5,
      SUPP=NEVER,
      OPT=BLKSUP
USSMSG MSG=IST394I,
      TEXT='IST394I ADJACENT LINK STATIONS NOT OWNED BUT AWAIT-
      ING ACTIVATION',
      ROUTCDE=8,
      DESC=5,
      SUPP=NEVER,
      OPT=BLKSUP
USSMSG MSG=IST395I,
      TEXT='IST395I % %(2) %(3) %(4) %(5) %(6)',
      ROUTCDE=8,
      DESC=5,
      SUPP=NEVER,
      OPT=NOBLKSUP
USSMSG MSG=IST396I,
      TEXT='IST396I LNKSTA STATUS CTG GTG ADJNODE ADJSA-
      NETID ADJLS',
      ROUTCDE=8,
      DESC=5,
      SUPP=NEVER,
      OPT=NOBLKSUP
USSMSG MSG=IST397I,
      TEXT='IST397I % %(2) %(3) %(4) %(5) %(6) %(7) %(8)',
      ROUTCDE=8,
      DESC=5,
      SUPP=NEVER,
      OPT=NOBLKSUP
USSMSG MSG=IST398I,
      TEXT='IST398I LOAD OF % FAILED - %(2) HAS ZERO ENTRY POI-
      NT',
      ROUTCDE=8,
      DESC=5,
      SUPP=WARN,
      OPT=BLKSUP
USSMSG MSG=IST399E,
      TEXT='IST399E ISTSDCOS IS NOT A CLASS OF SERVICE TABLE --
      ISTSDCOS DELETED',
      ROUTCDE=2,
      DESC=3,
      SUPP=SER,
      OPT=BLKSUP
USSMSG MSG=IST400I,
      TEXT='IST400I TERMINATION IN PROGRESS FOR APPLID %',
      ROUTCDE=2,
      DESC=5,
      SUPP=NORM,
      OPT=BLKSUP
USSMSG MSG=IST401I,
      TEXT='IST401I % INITIATED FOR ID = %(2)',
      ROUTCDE=2,
      DESC=5,
      SUPP=NEVER,
      OPT=BLKSUP
USSMSG MSG=IST403I,
      TEXT='IST403I % COMMAND FAILED - MULTIPLE OPTIONS FOR %(-
      2) NOT ALLOWED',
      ROUTCDE=2,
      DESC=5,
      SUPP=SER,
      OPT=BLKSUP
USSMSG MSG=IST410I,
      TEXT='IST410I % BUFFER POOL COULD NOT BE BUILT - CODE %(-
      2)',
      ROUTCDE=1,
      DESC=5,
      SUPP=NEVER,
      OPT=BLKSUP
USSMSG MSG=IST411I,
      TEXT='IST411I % COMMAND REJECTED DUE TO TERMINATION IN P-
      ROGRESS',
      ROUTCDE=2,
      DESC=5,

```

```

SUPP=SER, SUPPRESSION CODE-
OPT=BLKSUP MESSAGE PROCESSING OPTIONS
USSMSG MSG=IST412I, MESSAGE ID-
TEXT='IST412I VTAM COMMAND PROCESSING TERMINATED', -
ROUTCDE=2, ROUTING CODE-
DESC=5, DESCRIPTOR CODE-
SUPP=INFO, SUPPRESSION CODE-
OPT=BLKSUP MESSAGE PROCESSING OPTIONS
USSMSG MSG=IST413I, MESSAGE ID-
TEXT='IST413I VTAM DUMPING FOR %', -
ROUTCDE=(2,8), ROUTING CODE-
DESC=5, DESCRIPTOR CODE-
SUPP=NEVER, SUPPRESSION CODE-
OPT=BLKSUP MESSAGE PROCESSING OPTIONS
USSMSG MSG=IST414I, MESSAGE ID-
TEXT='IST414I % FOR ID = %(2) FAILED - PROCESS UNAVAILAB-
LE', -
ROUTCDE=2, ROUTING CODE-
DESC=5, DESCRIPTOR CODE-
SUPP=SER, SUPPRESSION CODE-
OPT=BLKSUP MESSAGE PROCESSING OPTIONS
USSMSG MSG=IST416I, MESSAGE ID-
TEXT='IST416I SDUMP ISSUED DUE TO ADDRESS SPACE TERMINAT-
ION', -
ROUTCDE=(2,8), ROUTING CODE-
DESC=4, DESCRIPTOR CODE-
SUPP=NEVER, SUPPRESSION CODE-
OPT=BLKSUP MESSAGE PROCESSING OPTIONS
USSMSG MSG=IST422I, MESSAGE ID-
TEXT='IST422I I/O ERROR ON DS % RTN CD = %(2), %(3)', -
ROUTCDE=2, ROUTING CODE-
DESC=5, DESCRIPTOR CODE-
SUPP=WARN, SUPPRESSION CODE-
OPT=BLKSUP MESSAGE PROCESSING OPTIONS
USSMSG MSG=IST423I, MESSAGE ID-
TEXT='IST423I UNABLE TO GET STORAGE FOR DS %', -
ROUTCDE=2, ROUTING CODE-
DESC=5, DESCRIPTOR CODE-
SUPP=WARN, SUPPRESSION CODE-
OPT=BLKSUP MESSAGE PROCESSING OPTIONS
USSMSG MSG=IST424I, MESSAGE ID-
TEXT='IST424I CLOSE FAILED ON DS % RTN CD = %(2), %(3)', -
ROUTCDE=2, ROUTING CODE-
DESC=5, DESCRIPTOR CODE-
SUPP=WARN, SUPPRESSION CODE-
OPT=BLKSUP MESSAGE PROCESSING OPTIONS
USSMSG MSG=IST425I, MESSAGE ID-
TEXT='IST425I OPEN FAILED ON DS % RTN CD = %(2), %(3)', -
ROUTCDE=2, ROUTING CODE-
DESC=5, DESCRIPTOR CODE-
SUPP=WARN, SUPPRESSION CODE-
OPT=BLKSUP MESSAGE PROCESSING OPTIONS
USSMSG MSG=IST430I, MESSAGE ID-
TEXT='IST430I % FOR ID = %(2) DISCARDED', -
ROUTCDE=2, ROUTING CODE-
DESC=5, DESCRIPTOR CODE-
SUPP=WARN, SUPPRESSION CODE-
OPT=BLKSUP MESSAGE PROCESSING OPTIONS
USSMSG MSG=IST433I, MESSAGE ID-
TEXT='IST433I COMMAND REJECTED - TUNING STATISTICS TASK -
NOT ATTACHED', -
ROUTCDE=2, ROUTING CODE-
DESC=5, DESCRIPTOR CODE-
SUPP=SER, SUPPRESSION CODE-
OPT=BLKSUP MESSAGE PROCESSING OPTIONS
USSMSG MSG=IST435I, MESSAGE ID-
TEXT='IST435I UNABLE TO RECORD ON TUNSTATS FILE, CODE=%'-
,ROUTCDE=2, ROUTING CODE-
DESC=5, DESCRIPTOR CODE-
SUPP=WARN, SUPPRESSION CODE-
OPT=BLKSUP MESSAGE PROCESSING OPTIONS
USSMSG MSG=IST436I, MESSAGE ID-
TEXT='IST436I STORAGE NOT AVAILABLE FOR TUNING STATISTIC-
S DATA', -
ROUTCDE=2, ROUTING CODE-
DESC=5, DESCRIPTOR CODE-
SUPP=WARN, SUPPRESSION CODE-
OPT=BLKSUP MESSAGE PROCESSING OPTIONS
USSMSG MSG=IST437I, MESSAGE ID-
TEXT='IST437I I/O TRACE TABLE FULL', -
ROUTCDE=2, ROUTING CODE-
DESC=5, DESCRIPTOR CODE-

```

	SUPP=WARN,			SUPPRESSION CODE-
	OPT=BLKSUP			MESSAGE PROCESSING OPTIONS
USSMSG	MSG=IST440I,			MESSAGE ID-
	TEXT='IST440I	TIME = %	DATE = %(2)	ID = %-
	(3)',			-
	ROUTCDE=2,			ROUTING CODE-
	DESC=4,			DESCRIPTOR CODE-
	SUPP=NEVER,			SUPPRESSION CODE-
	OPT=NOBLKSUP			MESSAGE PROCESSING OPTIONS
USSMSG	MSG=IST441I,			MESSAGE ID-
	TEXT='IST441I	DLRMAX = %	CHWR = %(2)	CHRD = %(3)', -
	ROUTCDE=2,			ROUTING CODE-
	DESC=4,			DESCRIPTOR CODE-
	SUPP=NEVER,			SUPPRESSION CODE-
	OPT=NOBLKSUP			MESSAGE PROCESSING OPTIONS
USSMSG	MSG=IST442I,			MESSAGE ID-
	TEXT='IST442I	ATTN = %	RDATN = %(2)	IPDU = %(3)', -
	ROUTCDE=2,			ROUTING CODE-
	DESC=4,			DESCRIPTOR CODE-
	SUPP=NEVER,			SUPPRESSION CODE-
	OPT=NOBLKSUP			MESSAGE PROCESSING OPTIONS
USSMSG	MSG=IST443I,			MESSAGE ID-
	TEXT='IST443I	OPDU = %	RDBUF = %(2)	SLODN = %(3)', -
	ROUTCDE=2,			ROUTING CODE-
	DESC=4,			DESCRIPTOR CODE-
	SUPP=NEVER,			SUPPRESSION CODE-
	OPT=NOBLKSUP			MESSAGE PROCESSING OPTIONS
USSMSG	MSG=IST447I,			MESSAGE ID-
	TEXT='IST447I	BUFFER SIZE WAS IGNORED FOR ONE OR MORE PO-		
	OLS',			-
	ROUTCDE=2,			ROUTING CODE-
	DESC=5,			DESCRIPTOR CODE-
	SUPP=WARN,			SUPPRESSION CODE-
	OPT=BLKSUP			MESSAGE PROCESSING OPTIONS
USSMSG	MSG=IST448I,			MESSAGE ID-
	TEXT='IST448I	% OPTION IGNORED - %(2)', -		
	ROUTCDE=2,			ROUTING CODE-
	DESC=5,			DESCRIPTOR CODE-
	SUPP=NEVER,			SUPPRESSION CODE-
	OPT=BLKSUP			MESSAGE PROCESSING OPTIONS
USSMSG	MSG=IST449I,			MESSAGE ID-
	TEXT='IST449I	% = %(2), CURRENT = %(3), MAXIMUM = %(4)', -		
	ROUTCDE=8,			ROUTING CODE-
	DESC=5,			DESCRIPTOR CODE-
	SUPP=NEVER,			SUPPRESSION CODE-
	OPT=BLKSUP			MESSAGE PROCESSING OPTIONS
USSMSG	MSG=(IST450I,1),			MESSAGE ID-
	TEXT='IST450I	INVALID % COMMAND SYNTAX', -		
	ROUTCDE=2,			ROUTING CODE-
	DESC=5,			DESCRIPTOR CODE-
	SUPP=SER,			SUPPRESSION CODE-
	OPT=BLKSUP			MESSAGE PROCESSING OPTIONS
USSMSG	MSG=IST451I,			MESSAGE ID-
	TEXT='IST451I	% COMMAND UNRECOGNIZED, PARAMETER=%(2)', -		
	ROUTCDE=8,			ROUTING CODE-
	DESC=5,			DESCRIPTOR CODE-
	SUPP=NEVER,			SUPPRESSION CODE-
	OPT=BLKSUP			MESSAGE PROCESSING OPTIONS
USSMSG	MSG=(IST452I,3),			MESSAGE ID-
	TEXT='IST452I	% PARAMETER EXTRANEIOUS', -		
	ROUTCDE=8,			ROUTING CODE-
	DESC=5,			DESCRIPTOR CODE-
	SUPP=SER,			SUPPRESSION CODE-
	OPT=BLKSUP			MESSAGE PROCESSING OPTIONS
USSMSG	MSG=(IST453I,4),			MESSAGE ID-
	TEXT='IST453I	% PARAMETER VALUE %(2) NOT VALID', -		
	ROUTCDE=8,			ROUTING CODE-
	DESC=5,			DESCRIPTOR CODE-
	SUPP=NEVER,			SUPPRESSION CODE-
	OPT=BLKSUP			MESSAGE PROCESSING OPTIONS
USSMSG	MSG=(IST454I,8),			MESSAGE ID-
	TEXT='IST454I	% COMMAND FAILED, INSUFFICIENT STORAGE', -		
	ROUTCDE=8,			ROUTING CODE-
	DESC=5,			DESCRIPTOR CODE-
	SUPP=SER,			SUPPRESSION CODE-
	OPT=BLKSUP			MESSAGE PROCESSING OPTIONS
USSMSG	MSG=(IST455I,11),			MESSAGE ID-
	TEXT='IST455I	% SESSIONS ENDED', -		
	ROUTCDE=2,			ROUTING CODE-
	DESC=5,			DESCRIPTOR CODE-
	SUPP=NORM,			SUPPRESSION CODE-
	OPT=BLKSUP			MESSAGE PROCESSING OPTIONS

```

USSMSG MSG=(IST456I,12), MESSAGE ID-
TEXT='IST456I % REQUIRED PARAMETER OMITTED', -
ROUTCDE=8, ROUTING CODE-
DESC=5, DESCRIPTOR CODE-
SUPP=SER, SUPPRESSION CODE-
OPT=BLKSUP MESSAGE PROCESSING OPTIONS
USSMSG MSG=(IST457I,0), MESSAGE ID-
TEXT='IST457I POSITIVE % COMMAND RESPONSE', -
ROUTCDE=2, ROUTING CODE-
DESC=5, DESCRIPTOR CODE-
SUPP=NORM, SUPPRESSION CODE-
OPT=BLKSUP MESSAGE PROCESSING OPTIONS
USSMSG MSG=(IST458I,14), MESSAGE ID-
TEXT='IST458I USS MESSAGE % NOT DEFINED', -
ROUTCDE=2, ROUTING CODE-
DESC=5, DESCRIPTOR CODE-
SUPP=NEVER, SUPPRESSION CODE-
OPT=BLKSUP MESSAGE PROCESSING OPTIONS
USSMSG MSG=IST459I, MESSAGE ID-
TEXT='IST459I % FAILED - ID = %(2) - ADJ NODE %(3)', -
ROUTCDE=2, ROUTING CODE-
DESC=5, DESCRIPTOR CODE-
SUPP=SER, SUPPRESSION CODE-
OPT=BLKSUP MESSAGE PROCESSING OPTIONS
USSMSG MSG=IST460I, MESSAGE ID-
TEXT='IST460I % FOR U/RNAME ENTRY ID = %(2) FAILED: %(3) -
', -
ROUTCDE=2, ROUTING CODE-
DESC=5, DESCRIPTOR CODE-
SUPP=SER, SUPPRESSION CODE-
OPT=BLKSUP MESSAGE PROCESSING OPTIONS
USSMSG MSG=IST461I, MESSAGE ID-
TEXT='IST461I % FOR U/RNAME ENTRY ID = %(2) STARTED', -
ROUTCDE=2, ROUTING CODE-
DESC=4, DESCRIPTOR CODE-
SUPP=NORM, SUPPRESSION CODE-
OPT=BLKSUP MESSAGE PROCESSING OPTIONS
USSMSG MSG=IST462I, MESSAGE ID-
TEXT='IST462I ACTIVATION OF LINK STATION % IS DEFERRED P-
ENDING HIGHER LEVEL NODE ACTIVATION', -
ROUTCDE=2, ROUTING CODE-
DESC=5, DESCRIPTOR CODE-
SUPP=WARN, SUPPRESSION CODE-
OPT=BLKSUP MESSAGE PROCESSING OPTIONS
USSMSG MSG=IST464I, MESSAGE ID-
TEXT='IST464I LINK STATION % HAS CONTACTED %(2) SA %(3)' -
,ROUTCDE=2, ROUTING CODE-
DESC=4, DESCRIPTOR CODE-
SUPP=NORM, SUPPRESSION CODE-
OPT=BLKSUP MESSAGE PROCESSING OPTIONS
USSMSG MSG=IST465I, MESSAGE ID-
TEXT='IST465I % FOR ID = %(2) FAILED - NO %(3) STATION A-
VAILABLE', -
ROUTCDE=2, ROUTING CODE-
DESC=5, DESCRIPTOR CODE-
SUPP=SER, SUPPRESSION CODE-
OPT=BLKSUP MESSAGE PROCESSING OPTIONS
USSMSG MSG=IST466I, MESSAGE ID-
TEXT='IST466I % FOR ID = %(2) CONTINUES - UNABLE TO DO % -
(3)', -
ROUTCDE=2, ROUTING CODE-
DESC=4, DESCRIPTOR CODE-
SUPP=WARN, SUPPRESSION CODE-
OPT=BLKSUP MESSAGE PROCESSING OPTIONS
USSMSG MSG=IST467I, MESSAGE ID-
TEXT='IST467I CONTACTED ERROR TYPE % FOR ID = %(2)', -
ROUTCDE=8, ROUTING CODE-
DESC=5, DESCRIPTOR CODE-
SUPP=SER, SUPPRESSION CODE-
OPT=BLKSUP MESSAGE PROCESSING OPTIONS
USSMSG MSG=IST473I, MESSAGE ID-
TEXT='IST473I CONNECTIVITY TEST TO % TERMINATED AFTER %(-
2) ECHOES DUE TO I/O ERROR, SENSE = %(3)', -
ROUTCDE=(2,8), ROUTING CODE-
DESC=4, DESCRIPTOR CODE-
SUPP=WARN, SUPPRESSION CODE-
OPT=BLKSUP MESSAGE PROCESSING OPTIONS
USSMSG MSG=IST474I, MESSAGE ID-
TEXT='IST474I NO SUBTASK FOUND FOR THE ID SPECIFIED ON M-
ODIFY MSG COMMAND', -
ROUTCDE=2, ROUTING CODE-
DESC=5, DESCRIPTOR CODE-

```

	SUPP=NEVER,	SUPPRESSION CODE-
	OPT=BLKSUP	MESSAGE PROCESSING OPTIONS
USSMSG	MSG=IST475I,	MESSAGE ID-
	TEXT='IST475I % FAILED FOR %(2) REQUEST %(3) SENSE %(4)'	-
	,ROUTCDE=2,	ROUTING CODE-
	DESC=5,	DESCRIPTOR CODE-
	SUPP=NEVER,	SUPPRESSION CODE-
	OPT=BLKSUP	MESSAGE PROCESSING OPTIONS
USSMSG	MSG=IST476I,	MESSAGE ID-
	TEXT='IST476I CDRM TYPE = % %(2)',	-
	,ROUTCDE=2,	ROUTING CODE-
	DESC=5,	DESCRIPTOR CODE-
	SUPP=NEVER,	SUPPRESSION CODE-
	OPT=BLKSUP	MESSAGE PROCESSING OPTIONS
USSMSG	MSG=IST477I,	MESSAGE ID-
	TEXT='IST477I CDRMS:',	-
	,ROUTCDE=2,	ROUTING CODE-
	DESC=5,	DESCRIPTOR CODE-
	SUPP=NEVER,	SUPPRESSION CODE-
	OPT=BLKSUP	MESSAGE PROCESSING OPTIONS
USSMSG	MSG=IST478I,	MESSAGE ID-
	TEXT='IST478I CDRSCS:',	-
	,ROUTCDE=2,	ROUTING CODE-
	DESC=5,	DESCRIPTOR CODE-
	SUPP=NEVER,	SUPPRESSION CODE-
	OPT=BLKSUP	MESSAGE PROCESSING OPTIONS
USSMSG	MSG=IST479I,	MESSAGE ID-
	TEXT='IST479I CDRM NAME = %, VERIFY OWNER = %(2)',	-
	,ROUTCDE=2,	ROUTING CODE-
	DESC=5,	DESCRIPTOR CODE-
	SUPP=NEVER,	SUPPRESSION CODE-
	OPT=BLKSUP	MESSAGE PROCESSING OPTIONS
USSMSG	MSG=IST482I,	MESSAGE ID-
	TEXT='IST482I % %(2), SA %(3), EL %(4), NETID = %(5)',	-
	,ROUTCDE=8,	ROUTING CODE-
	DESC=5,	DESCRIPTOR CODE-
	SUPP=NEVER,	SUPPRESSION CODE-
	OPT=NOBLKSUP	MESSAGE PROCESSING OPTIONS
USSMSG	MSG=IST483I,	MESSAGE ID-
	TEXT='IST483I % %(2), CDRM = %(3), NETID = %(4)',	-
	,ROUTCDE=8,	ROUTING CODE-
	DESC=5,	DESCRIPTOR CODE-
	SUPP=NEVER,	SUPPRESSION CODE-
	OPT=NOBLKSUP	MESSAGE PROCESSING OPTIONS
USSMSG	MSG=IST484I,	MESSAGE ID-
	TEXT='IST484I SUBAREA = % %(2)',	-
	,ROUTCDE=2,	ROUTING CODE-
	DESC=5,	DESCRIPTOR CODE-
	SUPP=NEVER,	SUPPRESSION CODE-
	OPT=BLKSUP	MESSAGE PROCESSING OPTIONS
USSMSG	MSG=IST486I,	MESSAGE ID-
	TEXT='IST486I STATUS= %, DESIRED STATE= %(2)',	-
	,ROUTCDE=8,	ROUTING CODE-
	DESC=5,	DESCRIPTOR CODE-
	SUPP=NEVER,	SUPPRESSION CODE-
	OPT=BLKSUP	MESSAGE PROCESSING OPTIONS
USSMSG	MSG=IST487I,	MESSAGE ID-
	TEXT='IST487I % FOR ID = %(2) SCHEDULED BY %(3)',	-
	,ROUTCDE=2,	ROUTING CODE-
	DESC=5,	DESCRIPTOR CODE-
	SUPP=INFO,	SUPPRESSION CODE-
	OPT=BLKSUP	MESSAGE PROCESSING OPTIONS
USSMSG	MSG=IST488I,	MESSAGE ID-
	TEXT='IST488I % FOR ID = %(2) FAILED - DUPLICATE NODE: %-	-
	(3)',	-
	,ROUTCDE=2,	ROUTING CODE-
	DESC=5,	DESCRIPTOR CODE-
	SUPP=SER,	SUPPRESSION CODE-
	OPT=BLKSUP	MESSAGE PROCESSING OPTIONS
USSMSG	MSG=IST489I,	MESSAGE ID-
	TEXT='IST489I % FOR ID = %(2) CONTINUES - CANNOT DEFINE -	-
	NODE: %(3)',	-
	,ROUTCDE=2,	ROUTING CODE-
	DESC=5,	DESCRIPTOR CODE-
	SUPP=WARN,	SUPPRESSION CODE-
	OPT=BLKSUP	MESSAGE PROCESSING OPTIONS
USSMSG	MSG=IST490I,	MESSAGE ID-
	TEXT='IST490I % FOR ID = %(2) FAILED - %(3) IN PROGRESS'-	-
	,ROUTCDE=2,	ROUTING CODE-
	DESC=5,	DESCRIPTOR CODE-
	SUPP=SER,	SUPPRESSION CODE-
	OPT=BLKSUP	MESSAGE PROCESSING OPTIONS

```

USSMSG MSG=IST493I, MESSAGE ID-
TEXT='IST493I % FOR ID = %(2) OVERRIDDEN BY %(3)', -
ROUTCDE=2, ROUTING CODE-
DESC=5, DESCRIPTOR CODE-
SUPP=SER, SUPPRESSION CODE-
OPT=BLKSUP MESSAGE PROCESSING OPTIONS
USSMSG MSG=IST494I, MESSAGE ID-
TEXT='IST494I % FOR ID = %(2) FAILED - ALREADY IN DESIRE-
D STATE', -
ROUTCDE=2, ROUTING CODE-
DESC=5, DESCRIPTOR CODE-
SUPP=SER, SUPPRESSION CODE-
OPT=BLKSUP MESSAGE PROCESSING OPTIONS
USSMSG MSG=IST495I, MESSAGE ID-
TEXT='IST495I % HAS BEEN SET TO %(2)', -
ROUTCDE=2, ROUTING CODE-
DESC=4, DESCRIPTOR CODE-
SUPP=NEVER, SUPPRESSION CODE-
OPT=BLKSUP MESSAGE PROCESSING OPTIONS
USSMSG MSG=IST496E, MESSAGE ID-
TEXT='IST496E % FUNCTION INOPERATIVE DUE TO ABEND', -
ROUTCDE=8, ROUTING CODE-
DESC=3, DESCRIPTOR CODE-
SUPP=WARN, SUPPRESSION CODE-
OPT=BLKSUP MESSAGE PROCESSING OPTIONS
USSMSG MSG=IST499I, MESSAGE ID-
TEXT='IST499I DISK FUNCTIONS FOR % NOT PERFORMED', -
ROUTCDE=2, ROUTING CODE-
DESC=5, DESCRIPTOR CODE-
SUPP=NORM, SUPPRESSION CODE-
OPT=BLKSUP MESSAGE PROCESSING OPTIONS
USSMSG MSG=IST500I, MESSAGE ID-
TEXT='IST500I NO TRFILE AVAILABLE - WRAP-MODE TRACE ONLY-
', -
ROUTCDE=(2,8), ROUTING CODE-
DESC=4, DESCRIPTOR CODE-
SUPP=WARN, SUPPRESSION CODE-
OPT=BLKSUP MESSAGE PROCESSING OPTIONS
USSMSG MSG=IST501I, MESSAGE ID-
TEXT='IST501I ATTACH OF TRACE I/O SUBTASK FAILED', -
ROUTCDE=(2,8), ROUTING CODE-
DESC=4, DESCRIPTOR CODE-
SUPP=NEVER, SUPPRESSION CODE-
OPT=BLKSUP MESSAGE PROCESSING OPTIONS
USSMSG MSG=IST502A, MESSAGE ID-
TEXT='IST502A OPTION TO REPLACE TRFILE TAPE ON SYS001', -
ROUTCDE=(2,8), ROUTING CODE-
DESC=2, DESCRIPTOR CODE-
SUPP=NEVER, SUPPRESSION CODE-
OPT=BLKSUP MESSAGE PROCESSING OPTIONS
USSMSG MSG=IST503I, MESSAGE ID-
TEXT='IST503I TRACE FILE UNUSABLE - CONTINUING IN WRAP-M-
ODE', -
ROUTCDE=(2,8), ROUTING CODE-
DESC=4, DESCRIPTOR CODE-
SUPP=NEVER, SUPPRESSION CODE-
OPT=BLKSUP MESSAGE PROCESSING OPTIONS
USSMSG MSG=IST504I, MESSAGE ID-
TEXT='IST504I VTAM TRACE SUBTASK STARTED', -
ROUTCDE=(2,8), ROUTING CODE-
DESC=4, DESCRIPTOR CODE-
SUPP=INFO, SUPPRESSION CODE-
OPT=BLKSUP MESSAGE PROCESSING OPTIONS
USSMSG MSG=IST505I, MESSAGE ID-
TEXT='IST505I VTAM TRACE SUBTASK ENDED', -
ROUTCDE=(2,8), ROUTING CODE-
DESC=4, DESCRIPTOR CODE-
SUPP=NORM, SUPPRESSION CODE-
OPT=BLKSUP MESSAGE PROCESSING OPTIONS
USSMSG MSG=IST506I, MESSAGE ID-
TEXT='IST506I % TRACE RECORDS LOST DURING %(2)', -
ROUTCDE=(2,8), ROUTING CODE-
DESC=4, DESCRIPTOR CODE-
SUPP=WARN, SUPPRESSION CODE-
OPT=BLKSUP MESSAGE PROCESSING OPTIONS
USSMSG MSG=IST507I, MESSAGE ID-
TEXT='IST507I % NOT ACTIVE, TSO TRACE REQUEST IGNORED', -
ROUTCDE=(2,8), ROUTING CODE-
DESC=4, DESCRIPTOR CODE-
SUPP=WARN, SUPPRESSION CODE-
OPT=BLKSUP MESSAGE PROCESSING OPTIONS
USSMSG MSG=IST510I, MESSAGE ID-

```



```

TEXT='IST510I ROUTE TEST % FAILED - %(2)', -
ROUTCDE=8, ROUTING CODE-
DESC=5, DESCRIPTOR CODE-
SUPP=NEVER, SUPPRESSION CODE-
OPT=BLKSUP MESSAGE PROCESSING OPTIONS
USSMSG MSG=IST511I, MESSAGE ID-
TEXT='IST511I TRACE REQUEST FAILED - % INVALID', -
ROUTCDE=2, ROUTING CODE-
DESC=5, DESCRIPTOR CODE-
SUPP=NEVER, SUPPRESSION CODE-
OPT=BLKSUP MESSAGE PROCESSING OPTIONS
USSMSG MSG=IST512I, MESSAGE ID-
TEXT='IST512I TRACE TERMINATED FOR NODE = % %(2)', -
ROUTCDE=2, ROUTING CODE-
DESC=5, DESCRIPTOR CODE-
SUPP=NEVER, SUPPRESSION CODE-
OPT=BLKSUP MESSAGE PROCESSING OPTIONS
USSMSG MSG=IST513I, MESSAGE ID-
TEXT='IST513I TRACE INITIATED FOR NODE % %(2)', -
ROUTCDE=2, ROUTING CODE-
DESC=5, DESCRIPTOR CODE-
SUPP=NEVER, SUPPRESSION CODE-
OPT=BLKSUP MESSAGE PROCESSING OPTIONS
USSMSG MSG=IST516I, MESSAGE ID-
TEXT='IST516I DESTSUB ADJSUB TGN ER ER STATUS VR(S-
)', -
ROUTCDE=2, ROUTING CODE-
DESC=5, DESCRIPTOR CODE-
SUPP=NEVER, SUPPRESSION CODE-
OPT=NOBLKSUP MESSAGE PROCESSING OPTIONS
USSMSG MSG=IST517I, MESSAGE ID-
TEXT='IST517I % %(2) %(3) %(4) %(5) %(6)', -
ROUTCDE=2, ROUTING CODE-
DESC=5, DESCRIPTOR CODE-
SUPP=NEVER, SUPPRESSION CODE-
OPT=NOBLKSUP MESSAGE PROCESSING OPTIONS
USSMSG MSG=IST518I, MESSAGE ID-
TEXT='IST518I %', -
ROUTCDE=2, ROUTING CODE-
DESC=5, DESCRIPTOR CODE-
SUPP=NEVER, SUPPRESSION CODE-
OPT=NOBLKSUP MESSAGE PROCESSING OPTIONS
USSMSG MSG=IST520I, MESSAGE ID-
TEXT='IST520I UNABLE TO PROCESS %', -
ROUTCDE=8, ROUTING CODE-
DESC=4, DESCRIPTOR CODE-
SUPP=NEVER, SUPPRESSION CODE-
OPT=BLKSUP MESSAGE PROCESSING OPTIONS
USSMSG MSG=IST521I, MESSAGE ID-
TEXT='IST521I GBIND % FOR COS %(2) %(3)', -
ROUTCDE=8, ROUTING CODE-
DESC=4, DESCRIPTOR CODE-
SUPP=SER, SUPPRESSION CODE-
OPT=BLKSUP MESSAGE PROCESSING OPTIONS
USSMSG MSG=IST522I, MESSAGE ID-
TEXT='IST522I % %(2) %(3) %(4) SA %(5) TO SA %(6) %(7)', -
ROUTCDE=8, ROUTING CODE-
DESC=4, DESCRIPTOR CODE-
SUPP=SER, SUPPRESSION CODE-
OPT=BLKSUP MESSAGE PROCESSING OPTIONS
USSMSG MSG=IST523I, MESSAGE ID-
TEXT='IST523I REASON = %', -
ROUTCDE=8, ROUTING CODE-
DESC=4, DESCRIPTOR CODE-
SUPP=INFO, SUPPRESSION CODE-
OPT=BLKSUP MESSAGE PROCESSING OPTIONS
USSMSG MSG=IST524I, MESSAGE ID-
TEXT='IST524I REVERSE ER MASK = %', -
ROUTCDE=8, ROUTING CODE-
DESC=4, DESCRIPTOR CODE-
SUPP=INFO, SUPPRESSION CODE-
OPT=BLKSUP MESSAGE PROCESSING OPTIONS
USSMSG MSG=IST525I, MESSAGE ID-
TEXT='IST525I REJECTING SA % USING TG %(2) ADJACENT SA %-
(3)', -
ROUTCDE=8, ROUTING CODE-
DESC=4, DESCRIPTOR CODE-
SUPP=INFO, SUPPRESSION CODE-
OPT=BLKSUP MESSAGE PROCESSING OPTIONS
USSMSG MSG=IST526I, MESSAGE ID-
TEXT='IST526I ROUTE FAILED FROM % TO %(2) - DSA %(3) - N-
ETID %(4)', -

```

```

ROUTCDE=2,                                ROUTING CODE-
DESC=5,                                    DESCRIPTOR CODE-
SUPP=WARN,                                SUPPRESSION CODE-
OPT=BLKSUP                                MESSAGE PROCESSING OPTIONS
USSMSG MSG=IST528I,                        MESSAGE ID-
TEXT='IST528I VIRTUAL ROUTE NUMBER %',    -
ROUTCDE=8,                                ROUTING CODE-
DESC=4,                                    DESCRIPTOR CODE-
SUPP=INFO,                                SUPPRESSION CODE-
OPT=BLKSUP                                MESSAGE PROCESSING OPTIONS
USSMSG MSG=IST529I,                        MESSAGE ID-
TEXT='IST529I VR SELECTION EXIT % (2)',    -
ROUTCDE=8,                                ROUTING CODE-
DESC=4,                                    DESCRIPTOR CODE-
SUPP=WARN,                                SUPPRESSION CODE-
OPT=BLKSUP                                MESSAGE PROCESSING OPTIONS
USSMSG MSG=IST530I,                        MESSAGE ID-
TEXT='IST530I % PENDING FROM (2) TO (3) FOR (4)', -
ROUTCDE=8,                                ROUTING CODE-
DESC=4,                                    DESCRIPTOR CODE-
SUPP=INFO,                                SUPPRESSION CODE-
OPT=BLKSUP                                MESSAGE PROCESSING OPTIONS
USSMSG MSG=IST531I,                        MESSAGE ID-
TEXT='IST531I %',                          -
ROUTCDE=8,                                ROUTING CODE-
DESC=4,                                    DESCRIPTOR CODE-
SUPP=INFO,                                SUPPRESSION CODE-
OPT=BLKSUP                                MESSAGE PROCESSING OPTIONS
USSMSG MSG=IST533I,                        MESSAGE ID-
TEXT='IST533I ER % (2) IN ROUTE TEST (3)', -
ROUTCDE=8,                                ROUTING CODE-
DESC=5,                                    DESCRIPTOR CODE-
SUPP=NEVER,                               SUPPRESSION CODE-
OPT=BLKSUP                                MESSAGE PROCESSING OPTIONS
USSMSG MSG=IST534I,                        MESSAGE ID-
TEXT='IST534I % (2) (3) (4) (5)',          -
ROUTCDE=8,                                ROUTING CODE-
DESC=5,                                    DESCRIPTOR CODE-
SUPP=NEVER,                               SUPPRESSION CODE-
OPT=NOBLKSUP                              MESSAGE PROCESSING OPTIONS
USSMSG MSG=IST535I,                        MESSAGE ID-
TEXT='IST535I ROUTE DISPLAY % FROM SA (2) TO SA (3)', -
ROUTCDE=8,                                ROUTING CODE-
DESC=5,                                    DESCRIPTOR CODE-
SUPP=NEVER,                               SUPPRESSION CODE-
OPT=BLKSUP                                MESSAGE PROCESSING OPTIONS
USSMSG MSG=IST536I,                        MESSAGE ID-
TEXT='IST536I VR TP STATUS ER ADJSUB TGN S', -
ROUTCDE=8,                                ROUTING CODE-
DESC=5,                                    DESCRIPTOR CODE-
SUPP=NEVER,                               SUPPRESSION CODE-
OPT=NOBLKSUP                              MESSAGE PROCESSING OPTIONS
USSMSG MSG=IST537I,                        MESSAGE ID-
TEXT='IST537I % (2) (3) (4) (5) (6) (7) (8) (9) (10)', -
ROUTCDE=8,                                ROUTING CODE-
DESC=5,                                    DESCRIPTOR CODE-
SUPP=NEVER,                               SUPPRESSION CODE-
OPT=NOBLKSUP                              MESSAGE PROCESSING OPTIONS
USSMSG MSG=IST538I,                        MESSAGE ID-
TEXT='IST538I ROUTE TEST % IN PROGRESS',    -
ROUTCDE=8,                                ROUTING CODE-
DESC=5,                                    DESCRIPTOR CODE-
SUPP=NEVER,                               SUPPRESSION CODE-
OPT=BLKSUP                                MESSAGE PROCESSING OPTIONS
USSMSG MSG=IST539I,                        MESSAGE ID-
TEXT='IST539I DISPLAY ROUTE COMMAND FAILED, COS CANNOT B-
E RESOLVED',                               -
ROUTCDE=8,                                ROUTING CODE-
DESC=5,                                    DESCRIPTOR CODE-
SUPP=NEVER,                               SUPPRESSION CODE-
OPT=BLKSUP                                MESSAGE PROCESSING OPTIONS
USSMSG MSG=IST540I,                        MESSAGE ID-
TEXT='IST540I DISPLAY ROUTE COMMAND FAILED, SENSE = %', -
ROUTCDE=8,                                ROUTING CODE-
DESC=5,                                    DESCRIPTOR CODE-
SUPP=NORM,                                SUPPRESSION CODE-
OPT=BLKSUP                                MESSAGE PROCESSING OPTIONS
USSMSG MSG=IST541I,                        MESSAGE ID-
TEXT='IST541I FOLLOWING PATH DEFINITION IS IGNORED', -

```

ROUTCDE=8,	ROUTING CODE-
DESC=5,	DESCRIPTOR CODE-
SUPP=WARN,	SUPPRESSION CODE-
OPT=BLKSUP	MESSAGE PROCESSING OPTIONS
USSMSG MSG=IST542I,	MESSAGE ID-
TEXT='IST542I INVALID DESTSA % FOR PATH DEFINITION - IGN-	-
ORED',	-
ROUTCDE=8,	ROUTING CODE-
DESC=5,	DESCRIPTOR CODE-
SUPP=WARN,	SUPPRESSION CODE-
OPT=BLKSUP	MESSAGE PROCESSING OPTIONS
USSMSG MSG=IST543I,	MESSAGE ID-
TEXT='IST543I PATH % IS REDEFINED AS FOLLOWS',	-
ROUTCDE=8,	ROUTING CODE-
DESC=5,	DESCRIPTOR CODE-
SUPP=WARN,	SUPPRESSION CODE-
OPT=BLKSUP	MESSAGE PROCESSING OPTIONS
USSMSG MSG=IST544I,	MESSAGE ID-
TEXT='IST544I PATH %',	-
ROUTCDE=8,	ROUTING CODE-
DESC=5,	DESCRIPTOR CODE-
SUPP=WARN,	SUPPRESSION CODE-
OPT=BLKSUP	MESSAGE PROCESSING OPTIONS
USSMSG MSG=IST546I,	MESSAGE ID-
TEXT='IST546I UNABLE TO PROCESS %',	-
ROUTCDE=8,	ROUTING CODE-
DESC=4,	DESCRIPTOR CODE-
SUPP=NEVER,	SUPPRESSION CODE-
OPT=BLKSUP	MESSAGE PROCESSING OPTIONS
USSMSG MSG=IST547I,	MESSAGE ID-
TEXT='IST547I EXPLICIT ROUTE MASK %',	-
ROUTCDE=8,	ROUTING CODE-
DESC=4,	DESCRIPTOR CODE-
SUPP=INFO,	SUPPRESSION CODE-
OPT=BLKSUP	MESSAGE PROCESSING OPTIONS
USSMSG MSG=IST548I,	MESSAGE ID-
TEXT='IST548I % FAILED %(2)',	-
ROUTCDE=2,	ROUTING CODE-
DESC=4,	DESCRIPTOR CODE-
SUPP=SER,	SUPPRESSION CODE-
OPT=BLKSUP	MESSAGE PROCESSING OPTIONS
USSMSG MSG=IST549I,	MESSAGE ID-
TEXT='IST549I LL2 TEST FOR ID = % ENDED %(2)',	-
ROUTCDE=8,	ROUTING CODE-
DESC=5,	DESCRIPTOR CODE-
SUPP=NORM,	SUPPRESSION CODE-
OPT=BLKSUP	MESSAGE PROCESSING OPTIONS
USSMSG MSG=IST561I,	MESSAGE ID-
TEXT='IST561I STORAGE UNAVAILABLE: % BUFFER POOL',	-
ROUTCDE=2,	ROUTING CODE-
DESC=5,	DESCRIPTOR CODE-
SUPP=SER,	SUPPRESSION CODE-
OPT=BLKSUP	MESSAGE PROCESSING OPTIONS
USSMSG MSG=IST562I,	MESSAGE ID-
TEXT='IST562I STORAGE UNAVAILABLE: % REACHED',	-
ROUTCDE=2,	ROUTING CODE-
DESC=5,	DESCRIPTOR CODE-
SUPP=SER,	SUPPRESSION CODE-
OPT=BLKSUP	MESSAGE PROCESSING OPTIONS
USSMSG MSG=IST563I,	MESSAGE ID-
TEXT='IST563I STORAGE UNAVAILABLE: MAXPVT REACHED FOR %	-
%(2)',	-
ROUTCDE=2,	ROUTING CODE-
DESC=5,	DESCRIPTOR CODE-
SUPP=SER,	SUPPRESSION CODE-
OPT=BLKSUP	MESSAGE PROCESSING OPTIONS
USSMSG MSG=IST564I,	MESSAGE ID-
TEXT='IST564I STORAGE UNAVAILABLE: COMMON AREA SUBPOOL %	-
,	-
ROUTCDE=2,	ROUTING CODE-
DESC=5,	DESCRIPTOR CODE-
SUPP=SER,	SUPPRESSION CODE-
OPT=BLKSUP	MESSAGE PROCESSING OPTIONS
USSMSG MSG=IST565I,	MESSAGE ID-
TEXT='IST565I STORAGE UNAVAILABLE: VTAM PRIVATE AREA SUB	-
POOL %',	-
ROUTCDE=2,	ROUTING CODE-
DESC=5,	DESCRIPTOR CODE-
SUPP=SER,	SUPPRESSION CODE-
OPT=BLKSUP	MESSAGE PROCESSING OPTIONS
USSMSG MSG=IST566I,	MESSAGE ID-
TEXT='IST566I STORAGE UNAVAILABLE: % %(2) SUBPOOL %(3)',	-

ROUTCDE=2,	ROUTING CODE-
DESC=5,	DESCRIPTOR CODE-
SUPP=SER,	SUPPRESSION CODE-
OPT=BLKSUP	MESSAGE PROCESSING OPTIONS
USSMSG MSG=IST567I,	MESSAGE ID-
TEXT='IST567I % OF %(2) FOR %(3) %(4)',	-
ROUTCDE=2,	ROUTING CODE-
DESC=5,	DESCRIPTOR CODE-
SUPP=NORM,	SUPPRESSION CODE-
OPT=BLKSUP	MESSAGE PROCESSING OPTIONS
USSMSG MSG=IST571I,	MESSAGE ID-
TEXT='IST571I LOAD FAILED FOR ID = % REQ: %(2), SENSE: %-	-
(3)',	-
ROUTCDE=2,	ROUTING CODE-
DESC=5,	DESCRIPTOR CODE-
SUPP=SER,	SUPPRESSION CODE-
OPT=BLKSUP	MESSAGE PROCESSING OPTIONS
USSMSG MSG=IST572I,	MESSAGE ID-
TEXT='IST572I REJECTING TG ADJACENT	-
ER MASK',	-
ROUTCDE=8,	ROUTING CODE-
DESC=5,	DESCRIPTOR CODE-
SUPP=NEVER,	SUPPRESSION CODE-
OPT=NOBLKSUP	MESSAGE PROCESSING OPTIONS
USSMSG MSG=IST574E,	MESSAGE ID-
TEXT='IST574E START I/O TIMEOUT OCCURRED FOR %',	-
ROUTCDE=2,	ROUTING CODE-
DESC=3,	DESCRIPTOR CODE-
SUPP=SER,	SUPPRESSION CODE-
OPT=BLKSUP	MESSAGE PROCESSING OPTIONS
USSMSG MSG=IST576I,	MESSAGE ID-
TEXT='IST576I TSO TRACE = %',	-
ROUTCDE=(2,8),	ROUTING CODE-
DESC=5,	DESCRIPTOR CODE-
SUPP=NEVER,	SUPPRESSION CODE-
OPT=BLKSUP	MESSAGE PROCESSING OPTIONS
USSMSG MSG=IST577I,	MESSAGE ID-
TEXT='IST577I TIME = % DATE = %(2) ID = %-	-
(3)',	-
ROUTCDE=2,	ROUTING CODE-
DESC=4,	DESCRIPTOR CODE-
SUPP=NEVER,	SUPPRESSION CODE-
OPT=NOBLKSUP	MESSAGE PROCESSING OPTIONS
USSMSG MSG=IST578I,	MESSAGE ID-
TEXT='IST578I CHNRM = % CHMAX = %(2) RDBUF = %(3)',	-
ROUTCDE=2,	ROUTING CODE-
DESC=4,	DESCRIPTOR CODE-
SUPP=NEVER,	SUPPRESSION CODE-
OPT=NOBLKSUP	MESSAGE PROCESSING OPTIONS
USSMSG MSG=IST579I,	MESSAGE ID-
TEXT='IST579I ATTN = % TIMERS = %(2) QDPH = %(3)',	-
ROUTCDE=2,	ROUTING CODE-
DESC=4,	DESCRIPTOR CODE-
SUPP=NEVER,	SUPPRESSION CODE-
OPT=NOBLKSUP	MESSAGE PROCESSING OPTIONS
USSMSG MSG=IST580I,	MESSAGE ID-
TEXT='IST580I BUFCAP = % PRI = %(2) SLODN = %(3)',	-
ROUTCDE=2,	ROUTING CODE-
DESC=4,	DESCRIPTOR CODE-
SUPP=NEVER,	SUPPRESSION CODE-
OPT=NOBLKSUP	MESSAGE PROCESSING OPTIONS
USSMSG MSG=IST581I,	MESSAGE ID-
TEXT='IST581I IPIU = % OPIU = %(2) DLRMAX = %(3)',	-
ROUTCDE=2,	ROUTING CODE-
DESC=4,	DESCRIPTOR CODE-
SUPP=NEVER,	SUPPRESSION CODE-
OPT=NOBLKSUP	MESSAGE PROCESSING OPTIONS
USSMSG MSG=IST582I,	MESSAGE ID-
TEXT='IST582I 'EVERY' INVALID FOR TRACE OF ID = % - OP-	-
ERAND IGNORED',	-
ROUTCDE=8,	ROUTING CODE-
DESC=5,	DESCRIPTOR CODE-
SUPP=WARN,	SUPPRESSION CODE-
OPT=BLKSUP	MESSAGE PROCESSING OPTIONS
USSMSG MSG=IST583I,	MESSAGE ID-
TEXT='IST583I CONFIG % NOT PROCESSED - SYSDEF TASK NOT A-	-
TTACHED',	-
ROUTCDE=2,	ROUTING CODE-
DESC=5,	DESCRIPTOR CODE-
SUPP=SER,	SUPPRESSION CODE-
OPT=BLKSUP	MESSAGE PROCESSING OPTIONS
USSMSG MSG=IST585E,	MESSAGE ID-

```

TEXT='IST585E VTAM UNABLE TO CLOSE % - RESOURCES MAY BE -
LOST TO VTAM',
ROUTCDE=2, ROUTING CODE-
DESC=3, DESCRIPTOR CODE-
SUPP=SER, SUPPRESSION CODE-
OPT=BLKSUP MESSAGE PROCESSING OPTIONS
USSMSG MSG=IST587I, MESSAGE ID-
TEXT='IST587I IRN STORAGE % CAUSED BY SLOWDOWN OF NODE % -
(2)',
ROUTCDE=8, ROUTING CODE-
DESC=4, DESCRIPTOR CODE-
SUPP=WARN, SUPPRESSION CODE-
OPT=BLKSUP MESSAGE PROCESSING OPTIONS
USSMSG MSG=IST588I, MESSAGE ID-
TEXT='IST588I SIT TRACE STATUS = %',
ROUTCDE=(2,8), ROUTING CODE-
DESC=5, DESCRIPTOR CODE-
SUPP=NEVER, SUPPRESSION CODE-
OPT=BLKSUP MESSAGE PROCESSING OPTIONS
USSMSG MSG=IST589I, MESSAGE ID-
TEXT='IST589I ERROR FOR ID = %, CODE = %(2), NET = %(3)' -
,ROUTCDE=8, ROUTING CODE-
DESC=4, DESCRIPTOR CODE-
SUPP=WARN, SUPPRESSION CODE-
OPT=NOBLKSUP MESSAGE PROCESSING OPTIONS
USSMSG MSG=IST590I, MESSAGE ID-
TEXT='IST590I CONNECT% %(2) FOR PU %(3) ON LINE %(4)', -
ROUTCDE=8, ROUTING CODE-
DESC=4, DESCRIPTOR CODE-
SUPP=INFO, SUPPRESSION CODE-
OPT=BLKSUP MESSAGE PROCESSING OPTIONS
USSMSG MSG=IST591E, MESSAGE ID-
TEXT='IST591E VTAM COMMAND CANCELED DUE TO VTAM TASK ABE-
ND - % - RETRY COMMAND',
ROUTCDE=2, ROUTING CODE-
DESC=3, DESCRIPTOR CODE-
SUPP=SER, SUPPRESSION CODE-
OPT=BLKSUP MESSAGE PROCESSING OPTIONS
USSMSG MSG=IST592I, MESSAGE ID-
TEXT='IST592I VTAM MAIN TASK ABEND - CODE % - VTAM IS BE-
ING TERMINATED',
ROUTCDE=2, ROUTING CODE-
DESC=5, DESCRIPTOR CODE-
SUPP=NEVER, SUPPRESSION CODE-
OPT=BLKSUP MESSAGE PROCESSING OPTIONS
USSMSG MSG=IST593I, MESSAGE ID-
TEXT='IST593I ISTPDCLU % SESSION ENDED',
ROUTCDE=2, ROUTING CODE-
DESC=5, DESCRIPTOR CODE-
SUPP=WARN, SUPPRESSION CODE-
OPT=BLKSUP MESSAGE PROCESSING OPTIONS
USSMSG MSG=IST594I, MESSAGE ID-
TEXT='IST594I ISTPDCLU % FAILED %(2) %(3)',
ROUTCDE=2, ROUTING CODE-
DESC=5, DESCRIPTOR CODE-
SUPP=WARN, SUPPRESSION CODE-
OPT=BLKSUP MESSAGE PROCESSING OPTIONS
USSMSG MSG=IST595I, MESSAGE ID-
TEXT='IST595I IRNLIMIT = %, CURRENT = %(2), MAXIMUM = %(-
3)',
ROUTCDE=8, ROUTING CODE-
DESC=5, DESCRIPTOR CODE-
SUPP=NEVER, SUPPRESSION CODE-
OPT=BLKSUP MESSAGE PROCESSING OPTIONS
USSMSG MSG=IST596I, MESSAGE ID-
TEXT='IST596I IRN TRACE = %',
ROUTCDE=8, ROUTING CODE-
DESC=5, DESCRIPTOR CODE-
SUPP=NEVER, SUPPRESSION CODE-
OPT=BLKSUP MESSAGE PROCESSING OPTIONS
USSMSG MSG=IST597I, MESSAGE ID-
TEXT='IST597I CAPABILITY-PLU %,SLU %(2),SESSION LIMIT %(-
3)',
ROUTCDE=8, ROUTING CODE-
DESC=5, DESCRIPTOR CODE-
SUPP=NEVER, SUPPRESSION CODE-
OPT=NOBLKSUP MESSAGE PROCESSING OPTIONS
USSMSG MSG=IST599I, MESSAGE ID-
TEXT='IST599I REAL NAME = %',
ROUTCDE=8, ROUTING CODE-
DESC=5, DESCRIPTOR CODE-
SUPP=NEVER, SUPPRESSION CODE-

```

```

      OPT=NOBLKSUP      MESSAGE PROCESSING OPTIONS
USSMSG MSG=IST602I,      MESSAGE ID-
      TEXT='IST602I % FAILED ID = %(2) - HIGHER NODE HAS BECOM-
      E INACTIVE',
      ROUTCDE=2,      ROUTING CODE-
      DESC=5,      DESCRIPTOR CODE-
      SUPP=SER,      SUPPRESSION CODE-
      OPT=BLKSUP      MESSAGE PROCESSING OPTIONS
USSMSG MSG=IST605I,      MESSAGE ID-
      TEXT='IST605I ERROR FOR ID = % - %(2) : %(3)',
      ROUTCDE=2,      ROUTING CODE-
      DESC=5,      DESCRIPTOR CODE-
      SUPP=SER,      SUPPRESSION CODE-
      OPT=BLKSUP      MESSAGE PROCESSING OPTIONS
USSMSG MSG=IST607I,      MESSAGE ID-
      TEXT='IST607I % FOR %(2) FAILED - INVALID NODE TYPE OR S-
      TATE',
      ROUTCDE=2,      ROUTING CODE-
      DESC=5,      DESCRIPTOR CODE-
      SUPP=SER,      SUPPRESSION CODE-
      OPT=BLKSUP      MESSAGE PROCESSING OPTIONS
USSMSG MSG=IST608I,      MESSAGE ID-
      TEXT='IST608I % FOR ID = %(2) FAILED - HIGHER NODE: %(3)-
      NOT ACTIVE',
      ROUTCDE=2,      ROUTING CODE-
      DESC=5,      DESCRIPTOR CODE-
      SUPP=SER,      SUPPRESSION CODE-
      OPT=BLKSUP      MESSAGE PROCESSING OPTIONS
USSMSG MSG=IST610I,      MESSAGE ID-
      TEXT='IST610I
      %(2)',
      ROUTCDE=8,      ROUTING CODE-
      DESC=5,      DESCRIPTOR CODE-
      SUPP=NEVER,      SUPPRESSION CODE-
      OPT=NOBLKSUP      MESSAGE PROCESSING OPTIONS
USSMSG MSG=IST611I,      MESSAGE ID-
      TEXT='IST611I ADJACENT SSCP TABLE FOR % %(2)',
      ROUTCDE=8,      ROUTING CODE-
      DESC=5,      DESCRIPTOR CODE-
      SUPP=NEVER,      SUPPRESSION CODE-
      OPT=BLKSUP      MESSAGE PROCESSING OPTIONS
USSMSG MSG=IST617I,      MESSAGE ID-
      TEXT='IST617I DEACTIVATION IN PROGRESS FOR %',
      ROUTCDE=2,      ROUTING CODE-
      DESC=5,      DESCRIPTOR CODE-
      SUPP=INFO,      SUPPRESSION CODE-
      OPT=BLKSUP      MESSAGE PROCESSING OPTIONS
USSMSG MSG=IST619I,      MESSAGE ID-
      TEXT='IST619I ID = % FAILED - RECOVERY IN PROGRESS',
      ROUTCDE=(2,8),      ROUTING CODE-
      DESC=4,      DESCRIPTOR CODE-
      SUPP=WARN,      SUPPRESSION CODE-
      OPT=BLKSUP      MESSAGE PROCESSING OPTIONS
USSMSG MSG=IST621I,      MESSAGE ID-
      TEXT='IST621I % FOR NETWORK RESOURCE %(2)',
      ROUTCDE=(2,8),      ROUTING CODE-
      DESC=4,      DESCRIPTOR CODE-
      SUPP=NORM,      SUPPRESSION CODE-
      OPT=BLKSUP      MESSAGE PROCESSING OPTIONS
USSMSG MSG=IST623I,      MESSAGE ID-
      TEXT='IST623I % ADJACENT SSCP TABLE %(2)',
      ROUTCDE=8,      ROUTING CODE-
      DESC=5,      DESCRIPTOR CODE-
      SUPP=NEVER,      SUPPRESSION CODE-
      OPT=NOBLKSUP      MESSAGE PROCESSING OPTIONS
USSMSG MSG=IST624I,      MESSAGE ID-
      TEXT='IST624I % %(2) %(3) % (4)',
      ROUTCDE=8,      ROUTING CODE-
      DESC=5,      DESCRIPTOR CODE-
      SUPP=NEVER,      SUPPRESSION CODE-
      OPT=NOBLKSUP      MESSAGE PROCESSING OPTIONS
USSMSG MSG=IST627I,      MESSAGE ID-
      TEXT='IST627I % - INSUFFICIENT STORAGE',
      ROUTCDE=2,      ROUTING CODE-
      DESC=5,      DESCRIPTOR CODE-
      SUPP=SER,      SUPPRESSION CODE-
      OPT=BLKSUP      MESSAGE PROCESSING OPTIONS
USSMSG MSG=IST632I,      MESSAGE ID-
      TEXT='IST632I BUFF BUFF CURR CURR MAX MAX TIMES-
      EXP/CONT EXP',
      ROUTCDE=2,      ROUTING CODE-
      DESC=5,      DESCRIPTOR CODE-

```

```

SUPP=NEVER, SUPPRESSION CODE-
OPT=NOBLKSUP MESSAGE PROCESSING OPTIONS
USSMSG MSG=IST633I, MESSAGE ID-
TEXT='IST633I ID SIZE TOTAL AVAIL TOTAL USED EXP -
THRESHOLD INCR', -
ROUTCDE=2, ROUTING CODE-
DESC=5, DESCRIPTOR CODE-
SUPP=NEVER, SUPPRESSION CODE-
OPT=NOBLKSUP MESSAGE PROCESSING OPTIONS
USSMSG MSG=IST634I, MESSAGE ID-
TEXT='IST634I NAME STATUS SID SEND -
RECV VR TP NETID', -
ROUTCDE=8, ROUTING CODE-
DESC=5, DESCRIPTOR CODE-
SUPP=NEVER, SUPPRESSION CODE-
OPT=NOBLKSUP MESSAGE PROCESSING OPTIONS
USSMSG MSG=IST635I, MESSAGE ID-
TEXT='IST635I % (2) % (3) % (4) % (5) % (6) % (7) % (8)', -
ROUTCDE=8, ROUTING CODE-
DESC=5, DESCRIPTOR CODE-
SUPP=NEVER, SUPPRESSION CODE-
OPT=NOBLKSUP MESSAGE PROCESSING OPTIONS
USSMSG MSG=IST636I, MESSAGE ID-
TEXT='IST636I CDRSCS OWNED BY % -', -
ROUTCDE=8, ROUTING CODE-
DESC=5, DESCRIPTOR CODE-
SUPP=NEVER, SUPPRESSION CODE-
OPT=NOBLKSUP MESSAGE PROCESSING OPTIONS
USSMSG MSG=IST637I, MESSAGE ID-
TEXT='IST637I SUBAREA = % ELEMENT = % (2) SSCPID = % (3)', -
ROUTCDE=8, ROUTING CODE-
DESC=5, DESCRIPTOR CODE-
SUPP=NEVER, SUPPRESSION CODE-
OPT=BLKSUP MESSAGE PROCESSING OPTIONS
USSMSG MSG=IST638I, MESSAGE ID-
TEXT='IST638I ADJNETSA = %, ADJNETEL = % (2)', -
ROUTCDE=8, ROUTING CODE-
DESC=5, DESCRIPTOR CODE-
SUPP=NEVER, SUPPRESSION CODE-
OPT=BLKSUP MESSAGE PROCESSING OPTIONS
USSMSG MSG=IST639I, MESSAGE ID-
TEXT='IST639I GWN = %, ADJNET = % (2)', -
ROUTCDE=8, ROUTING CODE-
DESC=5, DESCRIPTOR CODE-
SUPP=NEVER, SUPPRESSION CODE-
OPT=NOBLKSUP MESSAGE PROCESSING OPTIONS
USSMSG MSG=IST640I, MESSAGE ID-
TEXT='IST640I % ADDR IN ADJNET - SA = % (2), EL = % (3)', -
ROUTCDE=8, ROUTING CODE-
DESC=5, DESCRIPTOR CODE-
SUPP=NEVER, SUPPRESSION CODE-
OPT=NOBLKSUP MESSAGE PROCESSING OPTIONS
USSMSG MSG=IST641I, MESSAGE ID-
TEXT='IST641I GATEWAY PATH SELECTION LIST - %', -
ROUTCDE=8, ROUTING CODE-
DESC=5, DESCRIPTOR CODE-
SUPP=NEVER, SUPPRESSION CODE-
OPT=NOBLKSUP MESSAGE PROCESSING OPTIONS
USSMSG MSG=IST642I, MESSAGE ID-
TEXT='IST642I ADJNET GWN SUBAREA ELEM A-
DJNETSA ADJNETEL', -
ROUTCDE=8, ROUTING CODE-
DESC=5, DESCRIPTOR CODE-
SUPP=NEVER, SUPPRESSION CODE-
OPT=NOBLKSUP MESSAGE PROCESSING OPTIONS
USSMSG MSG=IST643I, MESSAGE ID-
TEXT='IST643I % % (2) % (3) % (4) % (5) % (6)', -
ROUTCDE=8, ROUTING CODE-
DESC=5, DESCRIPTOR CODE-
SUPP=NEVER, SUPPRESSION CODE-
OPT=NOBLKSUP MESSAGE PROCESSING OPTIONS
USSMSG MSG=IST644I, MESSAGE ID-
TEXT='IST644I % TG % (2) % (3)', -
ROUTCDE=8, ROUTING CODE-
DESC=5, DESCRIPTOR CODE-
SUPP=NEVER, SUPPRESSION CODE-
OPT=NOBLKSUP MESSAGE PROCESSING OPTIONS
USSMSG MSG=IST645I, MESSAGE ID-
TEXT='IST645I % DEFINITION FAILED - NO VALID % (2) MACRO'-
ROUTCDE=2, ROUTING CODE-
DESC=5, DESCRIPTOR CODE-
SUPP=SER, SUPPRESSION CODE-

```

```

      OPT=BLKSUP                                MESSAGE PROCESSING OPTIONS
USSMSG MSG=IST650I,                             MESSAGE ID-
      TEXT='IST650I POLL = %, NEGPOLL = %(2), SESSION(S) = %(3-
      )',
      ROUTCDE=2,                                ROUTING CODE-
      DESC=5,                                   DESCRIPTOR CODE-
      SUPP=NEVER,                               SUPPRESSION CODE-
      OPT=BLKSUP                                MESSAGE PROCESSING OPTIONS
USSMSG MSG=IST652I,                             MESSAGE ID-
      TEXT='IST652I % IS A DUPLICATE KEYWORD IN THE TRACE/NOTR-
      ACE OPTION',
      ROUTCDE=2,                                ROUTING CODE-
      DESC=5,                                   DESCRIPTOR CODE-
      SUPP=NEVER,                               SUPPRESSION CODE-
      OPT=BLKSUP                                MESSAGE PROCESSING OPTIONS
USSMSG MSG=IST654I,                             MESSAGE ID-
      TEXT='IST654I I/O TRACE = %, BUFFER TRACE = %(2) %(3)',
      ROUTCDE=2,                                ROUTING CODE-
      DESC=5,                                   DESCRIPTOR CODE-
      SUPP=NEVER,                               SUPPRESSION CODE-
      OPT=BLKSUP                                MESSAGE PROCESSING OPTIONS
USSMSG MSG=IST655I,                             MESSAGE ID-
      TEXT='IST655I % TRACE STATUS = %(2)',
      ROUTCDE=2,                                ROUTING CODE-
      DESC=5,                                   DESCRIPTOR CODE-
      SUPP=NEVER,                               SUPPRESSION CODE-
      OPT=BLKSUP                                MESSAGE PROCESSING OPTIONS
USSMSG MSG=IST656I,                             MESSAGE ID-
      TEXT='IST656I ACTIVATE REJECTED FROM UNDEFINED CDRM, SA -
      % EL %(2)',
      ROUTCDE=2,                                ROUTING CODE-
      DESC=5,                                   DESCRIPTOR CODE-
      SUPP=INFO,                                SUPPRESSION CODE-
      OPT=BLKSUP                                MESSAGE PROCESSING OPTIONS
USSMSG MSG=IST658I,                             MESSAGE ID-
      TEXT='IST658I % COMMAND FAILED - %(2) NOT FOUND',
      ROUTCDE=8,                                ROUTING CODE-
      DESC=5,                                   DESCRIPTOR CODE-
      SUPP=NEVER,                               SUPPRESSION CODE-
      OPT=BLKSUP                                MESSAGE PROCESSING OPTIONS
USSMSG MSG=IST660I,                             MESSAGE ID-
      TEXT='IST660I % FOR ID = %(2) FAILED - PARM: %(3) NOT VA-
      LID',
      ROUTCDE=2,                                ROUTING CODE-
      DESC=5,                                   DESCRIPTOR CODE-
      SUPP=WARN,                                SUPPRESSION CODE-
      OPT=BLKSUP                                MESSAGE PROCESSING OPTIONS
USSMSG MSG=IST663I,                             MESSAGE ID-
      TEXT='IST663I % REQUEST %(2), SENSE=%(3)',
      ROUTCDE=8,                                ROUTING CODE-
      DESC=4,                                   DESCRIPTOR CODE-
      SUPP=SER,                                 SUPPRESSION CODE-
      OPT=BLKSUP                                MESSAGE PROCESSING OPTIONS
USSMSG MSG=IST664I,                             MESSAGE ID-
      TEXT='IST664I % %(2)=%(3)   %(4) %(5)=%(6)',
      ROUTCDE=8,                                ROUTING CODE-
      DESC=4,                                   DESCRIPTOR CODE-
      SUPP=SER,                                 SUPPRESSION CODE-
      OPT=NOBLKSUP                              MESSAGE PROCESSING OPTIONS
USSMSG MSG=IST670I,                             MESSAGE ID-
      TEXT='IST670I VARY % PROCESSING FOR ID = %(2) COMPLETE',
      ROUTCDE=8,                                ROUTING CODE-
      DESC=4,                                   DESCRIPTOR CODE-
      SUPP=NORM,                                SUPPRESSION CODE-
      OPT=BLKSUP                                MESSAGE PROCESSING OPTIONS
USSMSG MSG=IST674I,                             MESSAGE ID-
      TEXT='IST674I % FOR ID = %(2) CONTINUES - PARM: %(3) IGN-
      ORED',
      ROUTCDE=2,                                ROUTING CODE-
      DESC=5,                                   DESCRIPTOR CODE-
      SUPP=NORM,                                SUPPRESSION CODE-
      OPT=BLKSUP                                MESSAGE PROCESSING OPTIONS
USSMSG MSG=IST675I,                             MESSAGE ID-
      TEXT='IST675I VR = %, TP = %(2)',
      ROUTCDE=8,                                ROUTING CODE-
      DESC=5,                                   DESCRIPTOR CODE-
      SUPP=NEVER,                               SUPPRESSION CODE-
      OPT=BLKSUP                                MESSAGE PROCESSING OPTIONS
USSMSG MSG=IST678I,                             MESSAGE ID-
      TEXT='IST678I INSUFFICIENT STORAGE TO SCHEDULE TPEND EXI-
      T FOR %',
      ROUTCDE=2,                                ROUTING CODE-

```


DESC=5,	DESCRIPTOR CODE-
SUPP=NEVER,	SUPPRESSION CODE-
OPT=BLKSUP	MESSAGE PROCESSING OPTIONS
USSMSG MSG=IST679A,	MESSAGE ID-
TEXT='IST679A PLEASE DIAL LINE = %, NUMBER = %(2)',	-
ROUTCDE=1,	ROUTING CODE-
DESC=2,	DESCRIPTOR CODE-
SUPP=NEVER,	SUPPRESSION CODE-
OPT=BLKSUP	MESSAGE PROCESSING OPTIONS
USSMSG MSG=IST680I,	MESSAGE ID-
TEXT='IST680I CONNECTION REQUEST DENIED - ID = %(2)',	-
ROUTCDE=8,	ROUTING CODE-
DESC=4,	DESCRIPTOR CODE-
SUPP=SER,	SUPPRESSION CODE-
OPT=BLKSUP	MESSAGE PROCESSING OPTIONS
USSMSG MSG=IST683I,	MESSAGE ID-
TEXT='IST683I CONNECTION REQUEST DENIED, ID = %',	-
ROUTCDE=8,	ROUTING CODE-
DESC=4,	DESCRIPTOR CODE-
SUPP=SER,	SUPPRESSION CODE-
OPT=BLKSUP	MESSAGE PROCESSING OPTIONS
USSMSG MSG=IST684I,	MESSAGE ID-
TEXT='IST684I I/O ERR, CSW = %, SENSE = %(2)',	-
ROUTCDE=8,	ROUTING CODE-
DESC=4,	DESCRIPTOR CODE-
SUPP=WARN,	SUPPRESSION CODE-
OPT=BLKSUP	MESSAGE PROCESSING OPTIONS
USSMSG MSG=IST688I,	MESSAGE ID-
TEXT='IST688I VARY FAILED FOR ID = % - INSUFFICIENT STOR-	-
AGE',	-
ROUTCDE=2,	ROUTING CODE-
DESC=5,	DESCRIPTOR CODE-
SUPP=SER,	SUPPRESSION CODE-
OPT=BLKSUP	MESSAGE PROCESSING OPTIONS
USSMSG MSG=IST690I,	MESSAGE ID-
TEXT='IST690I CONNECTION REQUEST DENIED - INVALID STATIO-	-
N ID = %',	-
ROUTCDE=8,	ROUTING CODE-
DESC=4,	DESCRIPTOR CODE-
SUPP=SER,	SUPPRESSION CODE-
OPT=BLKSUP	MESSAGE PROCESSING OPTIONS
USSMSG MSG=IST693I,	MESSAGE ID-
TEXT='IST693I UNABLE TO DISCONNECT ID = %',	-
ROUTCDE=8,	ROUTING CODE-
DESC=4,	DESCRIPTOR CODE-
SUPP=SER,	SUPPRESSION CODE-
OPT=BLKSUP	MESSAGE PROCESSING OPTIONS
USSMSG MSG=IST700I,	MESSAGE ID-
TEXT='IST700I INVALID % - SKIPPING TO NEXT NETWORK STMT -	-
OR EOF',	-
ROUTCDE=2,	ROUTING CODE-
DESC=5,	DESCRIPTOR CODE-
SUPP=WARN,	SUPPRESSION CODE-
OPT=BLKSUP	MESSAGE PROCESSING OPTIONS
USSMSG MSG=IST701I,	MESSAGE ID-
TEXT='IST701I CONFIG % LABEL = %(2) STMT TYPE = %(3)',	-
ROUTCDE=2,	ROUTING CODE-
DESC=5,	DESCRIPTOR CODE-
SUPP=INFO,	SUPPRESSION CODE-
OPT=BLKSUP	MESSAGE PROCESSING OPTIONS
USSMSG MSG=IST702I,	MESSAGE ID-
TEXT='IST702I CONFIG % - UNEXPECTED %(2)',	-
ROUTCDE=2,	ROUTING CODE-
DESC=5,	DESCRIPTOR CODE-
SUPP=WARN,	SUPPRESSION CODE-
OPT=BLKSUP	MESSAGE PROCESSING OPTIONS
USSMSG MSG=IST703I,	MESSAGE ID-
TEXT='IST703I CONFIG % ADJSSCP DEFINITIONS IGNORED - NO -	-
ADJCDRM STMT',	-
ROUTCDE=2,	ROUTING CODE-
DESC=5,	DESCRIPTOR CODE-
SUPP=WARN,	SUPPRESSION CODE-
OPT=BLKSUP	MESSAGE PROCESSING OPTIONS
USSMSG MSG=IST706I,	MESSAGE ID-
TEXT='IST706I ADJSSCP TABLE FOR % IGNORED - INSUFFICIENT-	-
STORAGE',	-
ROUTCDE=2,	ROUTING CODE-
DESC=5,	DESCRIPTOR CODE-
SUPP=WARN,	SUPPRESSION CODE-
OPT=BLKSUP	MESSAGE PROCESSING OPTIONS
USSMSG MSG=IST707I,	MESSAGE ID-
TEXT='IST707I ADJSSCP TABLE BEING MODIFIED BY ACTIVATION-	-

```

        OF '%',
        ROUTCDE=2,
        DESC=5,
        SUPP=INFO,
        OPT=BLKSUP
USSMSG MSG=IST708I,
TEXT='IST708I % (2) % (3)',
        ROUTCDE=2,
        DESC=5,
        SUPP=WARN,
        OPT=BLKSUP
USSMSG MSG=IST709I,
TEXT='IST709I CONFIG % FAILED-%(2)',
        ROUTCDE=2,
        DESC=5,
        SUPP=SER,
        OPT=BLKSUP
USSMSG MSG=IST710I,
TEXT='IST710I CONFIG = % NETWORK = % (2) % (3)',
        ROUTCDE=2,
        DESC=4,
        SUPP=WARN,
        OPT=BLKSUP
USSMSG MSG=IST712I,
TEXT='IST712I CONFIG % GWPATH % (2) IGNORED - MISSING OPE-
RANDS',
        ROUTCDE=2,
        DESC=5,
        SUPP=WARN,
        OPT=BLKSUP
USSMSG MSG=IST713I,
TEXT='IST713I CONFIG % GWPATH % (2) - % (3) OPERAND IGNORE-
D',
        ROUTCDE=2,
        DESC=5,
        SUPP=WARN,
        OPT=BLKSUP
USSMSG MSG=IST714I,
TEXT='IST714I CONFIG % GWPATH % (2) IGNORED - INVALID STM-
T',
        ROUTCDE=2,
        DESC=5,
        SUPP=WARN,
        OPT=BLKSUP
USSMSG MSG=IST715I,
TEXT='IST715I CONFIG % CDRM % (2) IGNORED - GWPATH STMT M-
ISSING',
        ROUTCDE=2,
        DESC=5,
        SUPP=WARN,
        OPT=BLKSUP
USSMSG MSG=IST716I,
TEXT='IST716I % FOR % (2) FAILED',
        ROUTCDE=8,
        DESC=4,
        SUPP=WARN,
        OPT=BLKSUP
USSMSG MSG=IST717I,
TEXT='IST717I NETID % ID % (2) SA % (3) % (4)',
        ROUTCDE=8,
        DESC=4,
        SUPP=WARN,
        OPT=BLKSUP
USSMSG MSG=IST718I,
TEXT='IST718I ADDRESS INVALID FOR NETID=% CDRM=% (2) CODE-
=X' % (3) ''',
        ROUTCDE=8,
        DESC=5,
        SUPP=WARN,
        OPT=BLKSUP
USSMSG MSG=IST719I,
TEXT='IST719I %',
        ROUTCDE=8,
        DESC=5,
        SUPP=WARN,
        OPT=BLKSUP
USSMSG MSG=IST720I,
TEXT='IST720I % HAS CONTACTED % (2) IN % (3), SA % (4)',
        ROUTCDE=8,
        DESC=5,
        SUPP=INFO,
        OPT=BLKSUP

```

```

USSMSG MSG=IST721I, MESSAGE ID-
TEXT='IST721I SESSION SETUP FOR CDRM % USING GWN %(2) FA-
ILED', -
ROUTCDE=8, ROUTING CODE-
DESC=4, DESCRIPTOR CODE-
SUPP=WARN, SUPPRESSION CODE-
OPT=BLKSUP MESSAGE PROCESSING OPTIONS
USSMSG MSG=IST723I, MESSAGE ID-
TEXT='IST723I SSCPID % ALREADY IN USE BY CDRM %(2)', -
ROUTCDE=8, ROUTING CODE-
DESC=4, DESCRIPTOR CODE-
SUPP=INFO, SUPPRESSION CODE-
OPT=BLKSUP MESSAGE PROCESSING OPTIONS
USSMSG MSG=IST725I, MESSAGE ID-
TEXT='IST725I GWN %, SUBAREA %(2), CDRM ALIAS ELEMENT %(-
3)', -
ROUTCDE=8, ROUTING CODE-
DESC=4, DESCRIPTOR CODE-
SUPP=INFO, SUPPRESSION CODE-
OPT=BLKSUP MESSAGE PROCESSING OPTIONS
USSMSG MSG=IST726I, MESSAGE ID-
TEXT='IST726I ADJNET %, ADJNETSA %(2), ADJNETEL %(3)', -
ROUTCDE=8, ROUTING CODE-
DESC=4, DESCRIPTOR CODE-
SUPP=INFO, SUPPRESSION CODE-
OPT=BLKSUP MESSAGE PROCESSING OPTIONS
USSMSG MSG=IST727I, MESSAGE ID-
TEXT='IST727I COMMUNICATION WITH CDRM % LOST - REASON = -
X' %(2) ', -
ROUTCDE=8, ROUTING CODE-
DESC=4, DESCRIPTOR CODE-
SUPP=NORM, SUPPRESSION CODE-
OPT=BLKSUP MESSAGE PROCESSING OPTIONS
USSMSG MSG=IST728I, MESSAGE ID-
TEXT='IST728I GWPATHS FOR GWN % ARE NOW %(2) FOR THESE C-
DRMS', -
ROUTCDE=8, ROUTING CODE-
DESC=4, DESCRIPTOR CODE-
SUPP=INFO, SUPPRESSION CODE-
OPT=BLKSUP MESSAGE PROCESSING OPTIONS
USSMSG MSG=IST732I, MESSAGE ID-
TEXT='IST732I % REJECTED DUE TO %(2)', -
ROUTCDE=8, ROUTING CODE-
DESC=4, DESCRIPTOR CODE-
SUPP=SER, SUPPRESSION CODE-
OPT=BLKSUP MESSAGE PROCESSING OPTIONS
USSMSG MSG=IST734I, MESSAGE ID-
TEXT='IST734I ACTIVATION OF CDRM % USING GWN %(2) FAILED-
', -
ROUTCDE=8, ROUTING CODE-
DESC=4, DESCRIPTOR CODE-
SUPP=SER, SUPPRESSION CODE-
OPT=BLKSUP MESSAGE PROCESSING OPTIONS
USSMSG MSG=IST735I, MESSAGE ID-
TEXT='IST735I NO ADDRESS TRANSFORMS - REQACTCDRM SENT', -
ROUTCDE=8, ROUTING CODE-
DESC=4, DESCRIPTOR CODE-
SUPP=INFO, SUPPRESSION CODE-
OPT=BLKSUP MESSAGE PROCESSING OPTIONS
USSMSG MSG=IST737I, MESSAGE ID-
TEXT='IST737I DEFAULT VR LIST USED FOR CDRM % USING GWN -
%(2) ', -
ROUTCDE=8, ROUTING CODE-
DESC=4, DESCRIPTOR CODE-
SUPP=INFO, SUPPRESSION CODE-
OPT=BLKSUP MESSAGE PROCESSING OPTIONS
USSMSG MSG=IST740I, MESSAGE ID-
TEXT='IST740I UNABLE TO FREE ALIAS ADDRESSES FOR CDRM % -
GWN %(2) ', -
ROUTCDE=8, ROUTING CODE-
DESC=4, DESCRIPTOR CODE-
SUPP=WARN, SUPPRESSION CODE-
OPT=BLKSUP MESSAGE PROCESSING OPTIONS
USSMSG MSG=IST742I, MESSAGE ID-
TEXT='IST742I ACTIVATION OF CDRM % %(2) - GWN PATH NOT A-
VAILABLE', -
ROUTCDE=8, ROUTING CODE-
DESC=4, DESCRIPTOR CODE-
SUPP=INFO, SUPPRESSION CODE-
OPT=BLKSUP MESSAGE PROCESSING OPTIONS
USSMSG MSG=IST744I, MESSAGE ID-
TEXT='IST744I CROSS-NETWORK SESSION SETUP FAILED, NETWOR-

```

```

      K = %,
      ROUTCDE=8,
      DESC=4,
      SUPP=INFO,
      OPT=BLKSUP
USSMSG MSG=IST745I,
      TEXT='IST745I ACTCDRM TO CDRM = % FAILED, SENSE = %(2)',
      ROUTCDE=8,
      DESC=4,
      SUPP=INFO,
      OPT=BLKSUP
USSMSG MSG=IST746I,
      TEXT='IST746I BIND FAILED FROM % TO %(2), SENSE = %(3)',
      ROUTCDE=8,
      DESC=4,
      SUPP=INFO,
      OPT=BLKSUP
USSMSG MSG=IST751I,
      TEXT='IST751I SIO = %, ERROR CT = %(2), CUA = %(3)',
      ROUTCDE=(2,8),
      DESC=5,
      SUPP=NEVER,
      OPT=NOBLKSUP
USSMSG MSG=IST752I,
      TEXT='IST752I GPT TRACE STATUS = % %(2)',
      ROUTCDE=8,
      DESC=5,
      SUPP=NEVER,
      OPT=BLKSUP
USSMSG MSG=IST755I,
      TEXT='IST755I ALERT FROM PU % FOLLOWS',
      ROUTCDE=8,
      DESC=4,
      SUPP=NORM,
      OPT=BLKSUP
USSMSG MSG=IST756E,
      TEXT='IST756E ALERT FROM PU % FOLLOWS',
      ROUTCDE=8,
      DESC=3,
      SUPP=SER,
      OPT=BLKSUP
USSMSG MSG=IST757E,
      TEXT='IST757E MOSS UNAVAILABLE - HARDWARE ERROR',
      ROUTCDE=8,
      DESC=3,
      SUPP=SER,
      OPT=BLKSUP
USSMSG MSG=IST758E,
      TEXT='IST758E MOSS RELOADED - HARDWARE ERROR',
      ROUTCDE=8,
      DESC=3,
      SUPP=SER,
      OPT=BLKSUP
USSMSG MSG=IST759E,
      TEXT='IST759E MOSS DISKETTE UNUSABLE',
      ROUTCDE=8,
      DESC=3,
      SUPP=SER,
      OPT=BLKSUP
USSMSG MSG=IST760E,
      TEXT='IST760E MOSS DISKETTE HARDWARE ERROR',
      ROUTCDE=8,
      DESC=3,
      SUPP=SER,
      OPT=BLKSUP
USSMSG MSG=IST761E,
      TEXT='IST761E MOSS CONSOLE UNAVAILABLE',
      ROUTCDE=8,
      DESC=3,
      SUPP=SER,
      OPT=BLKSUP
USSMSG MSG=IST762I,
      TEXT='IST762I MOSS IN MAINTENANCE MODE',
      ROUTCDE=8,
      DESC=4,
      SUPP=NORM,
      OPT=BLKSUP
USSMSG MSG=IST763I,
      TEXT='IST763I PHYSICAL UNIT RELOADED - HARDWARE ERROR',
      ROUTCDE=8,
      DESC=4,
      SUPP=NORM,

```

	OPT=BLKSUP	MESSAGE PROCESSING OPTIONS
USSMSG	MSG=IST764I,	MESSAGE ID-
	TEXT='IST764I PHYSICAL UNIT RELOADED - PRIOR ABEND CODE -	
	WAS %',	
	ROUTCDE=8,	ROUTING CODE-
	DESC=4,	DESCRIPTOR CODE-
	SUPP=NORM,	SUPPRESSION CODE-
	OPT=BLKSUP	MESSAGE PROCESSING OPTIONS
USSMSG	MSG=IST765E,	MESSAGE ID-
	TEXT='IST765E CHANNEL ADAPTER % UNAVAILABLE - HARDWARE E-	
	RROR',	
	ROUTCDE=8,	ROUTING CODE-
	DESC=3,	DESCRIPTOR CODE-
	SUPP=SER,	SUPPRESSION CODE-
	OPT=BLKSUP	MESSAGE PROCESSING OPTIONS
USSMSG	MSG=IST766I,	MESSAGE ID-
	TEXT='IST766I DUMP FAILED - NO % DUMP ON %(2) DISK(ETTE)-	
	,	
	ROUTCDE=2,	ROUTING CODE-
	DESC=5,	DESCRIPTOR CODE-
	SUPP=NORM,	SUPPRESSION CODE-
	OPT=BLKSUP	MESSAGE PROCESSING OPTIONS
USSMSG	MSG=IST767E,	MESSAGE ID-
	TEXT='IST767E SCANNER % ((2)-(3)) UNAVAILABLE - HARDWA-	
	RE ERROR',	
	ROUTCDE=8,	ROUTING CODE-
	DESC=3,	DESCRIPTOR CODE-
	SUPP=SER,	SUPPRESSION CODE-
	OPT=BLKSUP	MESSAGE PROCESSING OPTIONS
USSMSG	MSG=IST768E,	MESSAGE ID-
	TEXT='IST768E SCANNER % ((2)-(3)) UNAVAILABLE - HARDWA-	
	RE ERROR',	
	ROUTCDE=8,	ROUTING CODE-
	DESC=3,	DESCRIPTOR CODE-
	SUPP=SER,	SUPPRESSION CODE-
	OPT=BLKSUP	MESSAGE PROCESSING OPTIONS
USSMSG	MSG=IST769E,	MESSAGE ID-
	TEXT='IST769E SCANNER % ((2)-(3)) UNAVAILABLE - SOFTWA-	
	RE ERROR',	
	ROUTCDE=8,	ROUTING CODE-
	DESC=3,	DESCRIPTOR CODE-
	SUPP=SER,	SUPPRESSION CODE-
	OPT=BLKSUP	MESSAGE PROCESSING OPTIONS
USSMSG	MSG=IST770E,	MESSAGE ID-
	TEXT='IST770E SCANNER % ((2)-(3)) UNAVAILABLE - SOFTWA-	
	RE ERROR',	
	ROUTCDE=8,	ROUTING CODE-
	DESC=3,	DESCRIPTOR CODE-
	SUPP=SER,	SUPPRESSION CODE-
	OPT=BLKSUP	MESSAGE PROCESSING OPTIONS
USSMSG	MSG=IST771E,	MESSAGE ID-
	TEXT='IST771E SCANNER % LINE %(2) UNAVAILABLE - HARDWARE-	
	ERROR',	
	ROUTCDE=8,	ROUTING CODE-
	DESC=3,	DESCRIPTOR CODE-
	SUPP=SER,	SUPPRESSION CODE-
	OPT=BLKSUP	MESSAGE PROCESSING OPTIONS
USSMSG	MSG=IST772I,	MESSAGE ID-
	TEXT='IST772I UAC = % ((2))',	
	ROUTCDE=8,	ROUTING CODE-
	DESC=5,	DESCRIPTOR CODE-
	SUPP=SER,	SUPPRESSION CODE-
	OPT=BLKSUP	MESSAGE PROCESSING OPTIONS
USSMSG	MSG=IST773I,	MESSAGE ID-
	TEXT='IST773I SESSION WITH % IN PROCESS OF BEING TERMINA-	
	TED',	
	ROUTCDE=8,	ROUTING CODE-
	DESC=5,	DESCRIPTOR CODE-
	SUPP=SER,	SUPPRESSION CODE-
	OPT=BLKSUP	MESSAGE PROCESSING OPTIONS
USSMSG	MSG=IST778I,	MESSAGE ID-
	TEXT='IST778I % ((2)) ((3)) ((4)) ((5)) ((6))',	
	ROUTCDE=8,	ROUTING CODE-
	DESC=4,	DESCRIPTOR CODE-
	SUPP=INFO,	SUPPRESSION CODE-
	OPT=NOBLKSUP	MESSAGE PROCESSING OPTIONS
USSMSG	MSG=IST784I,	MESSAGE ID-
	TEXT='IST784I SESSION(S) EXIST(S) WITH UNKNOWN PARTNER(S-	
)',	
	ROUTCDE=8,	ROUTING CODE-
	DESC=5,	DESCRIPTOR CODE-
	SUPP=NEVER,	SUPPRESSION CODE-

```

      OPT=BLKSUP                                MESSAGE PROCESSING OPTIONS
USSMSG MSG=IST786I,                             MESSAGE ID-
      TEXT='IST786I % COMMAND REJECTED - %(2)', -
      ROUTCDE=8,                                ROUTING CODE-
      DESC=5,                                   DESCRIPTOR CODE-
      SUPP=NEVER,                              SUPPRESSION CODE-
      OPT=BLKSUP                                MESSAGE PROCESSING OPTIONS
USSMSG MSG=IST787I,                             MESSAGE ID-
      TEXT='IST787I SSCP TAKEOVER FOR NODE % IN PROGRESS', -
      ROUTCDE=8,                                ROUTING CODE-
      DESC=5,                                   DESCRIPTOR CODE-
      SUPP=SER,                                SUPPRESSION CODE-
      OPT=BLKSUP                                MESSAGE PROCESSING OPTIONS
USSMSG MSG=IST788I,                             MESSAGE ID-
      TEXT='IST788I MODIFY ATTACH FAILED - SUBTASK LIMIT EXCEE-
      DED', -
      ROUTCDE=8,                                ROUTING CODE-
      DESC=5,                                   DESCRIPTOR CODE-
      SUPP=NEVER,                              SUPPRESSION CODE-
      OPT=BLKSUP                                MESSAGE PROCESSING OPTIONS
USSMSG MSG=IST789I,                             MESSAGE ID-
      TEXT='IST789I % FAILED FOR ID = %(2), CA / NCP CONFLICT'-
      ,ROUTCDE=8,                                ROUTING CODE-
      DESC=5,                                   DESCRIPTOR CODE-
      SUPP=NEVER,                              SUPPRESSION CODE-
      OPT=BLKSUP                                MESSAGE PROCESSING OPTIONS
USSMSG MSG=IST790I,                             MESSAGE ID-
      TEXT='IST790I MAXIMUM % USED = %(2)K', -
      ROUTCDE=8,                                ROUTING CODE-
      DESC=5,                                   DESCRIPTOR CODE-
      SUPP=NEVER,                              SUPPRESSION CODE-
      OPT=BLKSUP                                MESSAGE PROCESSING OPTIONS
USSMSG MSG=(IST792I,6),                         MESSAGE ID-
      TEXT='IST792I NO SUCH SESSION EXISTS', -
      ROUTCDE=2,                                ROUTING CODE-
      DESC=5,                                   DESCRIPTOR CODE-
      SUPP=NEVER,                              SUPPRESSION CODE-
      OPT=BLKSUP                                MESSAGE PROCESSING OPTIONS
USSMSG MSG=IST793E,                             MESSAGE ID-
      TEXT='IST793E SESSION MANAGEMENT ERROR, CODE %', -
      ROUTCDE=8,                                ROUTING CODE-
      DESC=3,                                   DESCRIPTOR CODE-
      SUPP=SER,                                SUPPRESSION CODE-
      OPT=BLKSUP                                MESSAGE PROCESSING OPTIONS
USSMSG MSG=IST794I,                             MESSAGE ID-
      TEXT='IST794I VTAM START REJECTED - CANNOT LOAD %', -
      ROUTCDE=2,                                ROUTING CODE-
      DESC=5,                                   DESCRIPTOR CODE-
      SUPP=NEVER,                              SUPPRESSION CODE-
      OPT=BLKSUP                                MESSAGE PROCESSING OPTIONS
USSMSG MSG=IST796I,                             MESSAGE ID-
      TEXT='IST796I HOSTSA VALUE EXCEEDS %', -
      ROUTCDE=2,                                ROUTING CODE-
      DESC=5,                                   DESCRIPTOR CODE-
      SUPP=WARN,                                SUPPRESSION CODE-
      OPT=BLKSUP                                MESSAGE PROCESSING OPTIONS
USSMSG MSG=IST797I,                             MESSAGE ID-
      TEXT='IST797I          FROM VIA ADJACENT -
      DEST ER LENGTH', -
      ROUTCDE=2,                                ROUTING CODE-
      DESC=5,                                   DESCRIPTOR CODE-
      SUPP=NEVER,                              SUPPRESSION CODE-
      OPT=NOBLKSUP                             MESSAGE PROCESSING OPTIONS
USSMSG MSG=IST798I,                             MESSAGE ID-
      TEXT='IST798I          %', -
      ROUTCDE=2,                                ROUTING CODE-
      DESC=5,                                   DESCRIPTOR CODE-
      SUPP=NEVER,                              SUPPRESSION CODE-
      OPT=NOBLKSUP                             MESSAGE PROCESSING OPTIONS
USSMSG MSG=IST799I,                             MESSAGE ID-
      TEXT='IST799I % %(2) IN PROGRESS', -
      ROUTCDE=8,                                ROUTING CODE-
      DESC=5,                                   DESCRIPTOR CODE-
      SUPP=NEVER,                              SUPPRESSION CODE-
      OPT=BLKSUP                                MESSAGE PROCESSING OPTIONS
USSMSG MSG=IST803I,                             MESSAGE ID-
      TEXT='IST803I VTAM TERMINATION TASK TERMINATED-OPEN FAIL-
      ED', -
      ROUTCDE=2,                                ROUTING CODE-
      DESC=5,                                   DESCRIPTOR CODE-
      SUPP=NEVER,                              SUPPRESSION CODE-
      OPT=BLKSUP                                MESSAGE PROCESSING OPTIONS

```

```

USSMSG MSG=IST804I, MESSAGE ID-
TEXT='IST804I CLOSE IN PROGRESS FOR % OPENED BY %(2) %(3-
)',
ROUTCDE=2, ROUTING CODE-
DESC=5, DESCRIPTOR CODE-
SUPP=INFO, SUPPRESSION CODE-
OPT=BLKSUP MESSAGE PROCESSING OPTIONS
USSMSG MSG=IST805I, MESSAGE ID-
TEXT='IST805I VTAM CLOSE COMPLETE FOR %',
ROUTCDE=2, ROUTING CODE-
DESC=5, DESCRIPTOR CODE-
SUPP=NORM, SUPPRESSION CODE-
OPT=BLKSUP MESSAGE PROCESSING OPTIONS
USSMSG MSG=IST806I, MESSAGE ID-
TEXT='IST806I ABEND CLOSE IN PROGRESS - % OPENED BY %(2)-
%(3)',
ROUTCDE=2, ROUTING CODE-
DESC=5, DESCRIPTOR CODE-
SUPP=NORM, SUPPRESSION CODE-
OPT=BLKSUP MESSAGE PROCESSING OPTIONS
USSMSG MSG=IST807I, MESSAGE ID-
TEXT='IST807I % FOR ID = %(2) FAILED - NODE IS IN TEST M-
ODE',
ROUTCDE=2, ROUTING CODE-
DESC=5, DESCRIPTOR CODE-
SUPP=SER, SUPPRESSION CODE-
OPT=BLKSUP MESSAGE PROCESSING OPTIONS
USSMSG MSG=IST808I, MESSAGE ID-
TEXT='IST808I ORIGIN PU = % DEST PU = %(2) %(3)',
ROUTCDE=8, ROUTING CODE-
DESC=5, DESCRIPTOR CODE-
SUPP=NEVER, SUPPRESSION CODE-
OPT=BLKSUP MESSAGE PROCESSING OPTIONS
USSMSG MSG=IST809I, MESSAGE ID-
TEXT='IST809I XRF SESSIONS - PRIMARY = % BACKUP = %(2)',
ROUTCDE=8, ROUTING CODE-
DESC=5, DESCRIPTOR CODE-
SUPP=NEVER, SUPPRESSION CODE-
OPT=BLKSUP MESSAGE PROCESSING OPTIONS
USSMSG MSG=IST812I, MESSAGE ID-
TEXT='IST812I % COMMAND NOT ACCEPTED',
ROUTCDE=8, ROUTING CODE-
DESC=5, DESCRIPTOR CODE-
SUPP=NEVER, SUPPRESSION CODE-
OPT=NOBLKSUP MESSAGE PROCESSING OPTIONS
USSMSG MSG=IST813I, MESSAGE ID-
TEXT='IST813I USERVAR % CHANGED FROM %(2) TO %(3)',
ROUTCDE=8, ROUTING CODE-
DESC=5, DESCRIPTOR CODE-
SUPP=NEVER, SUPPRESSION CODE-
OPT=BLKSUP MESSAGE PROCESSING OPTIONS
USSMSG MSG=IST814I, MESSAGE ID-
TEXT='IST814I USERVAR % DELETED',
ROUTCDE=8, ROUTING CODE-
DESC=5, DESCRIPTOR CODE-
SUPP=NEVER, SUPPRESSION CODE-
OPT=BLKSUP MESSAGE PROCESSING OPTIONS
USSMSG MSG=IST815I, MESSAGE ID-
TEXT='IST815I AUTOMATIC RECOVERY IS SUPPORTED',
ROUTCDE=(4,5,9), ROUTING CODE-
DESC=5, DESCRIPTOR CODE-
SUPP=NEVER, SUPPRESSION CODE-
OPT=BLKSUP MESSAGE PROCESSING OPTIONS
USSMSG MSG=IST816I, MESSAGE ID-
TEXT='IST816I % %(2) %(3) %',
ROUTCDE=2, ROUTING CODE-
DESC=5, DESCRIPTOR CODE-
SUPP=NEVER, SUPPRESSION CODE-
OPT=NOBLKSUP MESSAGE PROCESSING OPTIONS
USSMSG MSG=IST819I, MESSAGE ID-
TEXT='IST819I CDRM % COMMUNICATION LOST - RECOVERY IN PR-
OGRESS',
ROUTCDE=8, ROUTING CODE-
DESC=4, DESCRIPTOR CODE-
SUPP=NORM, SUPPRESSION CODE-
OPT=BLKSUP MESSAGE PROCESSING OPTIONS
USSMSG MSG=IST820I, MESSAGE ID-
TEXT='IST820I % RSP DATA DISCARDED FOR ID = %(2) - INSUF-
F STORAGE',
ROUTCDE=8, ROUTING CODE-
DESC=4, DESCRIPTOR CODE-

```

```

SUPP=SER, SUPPRESSION CODE-
OPT=BLKSUP MESSAGE PROCESSING OPTIONS
USSMSG MSG=IST822I, MESSAGE ID-
TEXT='IST822I CDRM % RECOVERY FAILED - INSUFFICIENT STOR-
AGE', -
ROUTCDE=8, ROUTING CODE-
DESC=4, DESCRIPTOR CODE-
SUPP=SER, SUPPRESSION CODE-
OPT=BLKSUP MESSAGE PROCESSING OPTIONS
USSMSG MSG=IST824I, MESSAGE ID-
TEXT='IST824I X.25 INCOMING CALL REJECTED - %, %(2)', -
ROUTCDE=2, ROUTING CODE-
DESC=4, DESCRIPTOR CODE-
SUPP=WARN, SUPPRESSION CODE-
OPT=BLKSUP MESSAGE PROCESSING OPTIONS
USSMSG MSG=IST825I, MESSAGE ID-
TEXT='IST825I USERVAR DEFINED - NAME = %, VALUE = %(2)', -
ROUTCDE=8, ROUTING CODE-
DESC=5, DESCRIPTOR CODE-
SUPP=NEVER, SUPPRESSION CODE-
OPT=BLKSUP MESSAGE PROCESSING OPTIONS
USSMSG MSG=IST826I, MESSAGE ID-
TEXT='IST826I VTAM START REJECTED--START COMMAND NOT USE-
D FOR VTAM INITIALIZATION', -
ROUTCDE=2, ROUTING CODE-
DESC=5, DESCRIPTOR CODE-
SUPP=NEVER, SUPPRESSION CODE-
OPT=BLKSUP MESSAGE PROCESSING OPTIONS
USSMSG MSG=IST830I, MESSAGE ID-
TEXT='IST830I ORIGINATING SSCP NAME = %, NETID = %(2)', -
ROUTCDE=8, ROUTING CODE-
DESC=4, DESCRIPTOR CODE-
SUPP=SER, SUPPRESSION CODE-
OPT=BLKSUP MESSAGE PROCESSING OPTIONS
USSMSG MSG=IST831I, MESSAGE ID-
TEXT='IST831I DUPLICATE ADJCDRM NAME % IN %(2)', -
ROUTCDE=2, ROUTING CODE-
DESC=4, DESCRIPTOR CODE-
SUPP=WARN, SUPPRESSION CODE-
OPT=BLKSUP MESSAGE PROCESSING OPTIONS
USSMSG MSG=IST832I, MESSAGE ID-
TEXT='IST832I UNLABELED % STMT IN %(2)', -
ROUTCDE=2, ROUTING CODE-
DESC=4, DESCRIPTOR CODE-
SUPP=WARN, SUPPRESSION CODE-
OPT=BLKSUP MESSAGE PROCESSING OPTIONS
USSMSG MSG=IST833I, MESSAGE ID-
TEXT='IST833I SKIPPING TO NEXT %', -
ROUTCDE=2, ROUTING CODE-
DESC=4, DESCRIPTOR CODE-
SUPP=WARN, SUPPRESSION CODE-
OPT=BLKSUP MESSAGE PROCESSING OPTIONS
USSMSG MSG=IST834I, MESSAGE ID-
TEXT='IST834I % BACKUP SESSION(S) EXIST(S) WITH UNKNOWN -
PARTNERS', -
ROUTCDE=8, ROUTING CODE-
DESC=5, DESCRIPTOR CODE-
SUPP=NEVER, SUPPRESSION CODE-
OPT=BLKSUP MESSAGE PROCESSING OPTIONS
USSMSG MSG=IST836I, MESSAGE ID-
TEXT='IST836I X.25 NETWORK RESTART/RESET/CLEAR %, %(2), -
%(3), %(4)', -
ROUTCDE=2, ROUTING CODE-
DESC=4, DESCRIPTOR CODE-
SUPP=WARN, SUPPRESSION CODE-
OPT=BLKSUP MESSAGE PROCESSING OPTIONS
USSMSG MSG=IST837I, MESSAGE ID-
TEXT='IST837I X.25 DEFINITION ERROR %, %(2)', -
ROUTCDE=2, ROUTING CODE-
DESC=4, DESCRIPTOR CODE-
SUPP=WARN, SUPPRESSION CODE-
OPT=BLKSUP MESSAGE PROCESSING OPTIONS
USSMSG MSG=IST838I, MESSAGE ID-
TEXT='IST838I TRACE STATUS DISPLAY FOR ID = %', -
ROUTCDE=2, ROUTING CODE-
DESC=7, DESCRIPTOR CODE-
SUPP=NEVER, SUPPRESSION CODE-
OPT=BLKSUP MESSAGE PROCESSING OPTIONS
USSMSG MSG=IST839I, MESSAGE ID-
TEXT='IST839I PU NAME LINE NAME', -
ROUTCDE=2, ROUTING CODE-
DESC=7, DESCRIPTOR CODE-

```


	SUPP=NEVER,	SUPPRESSION CODE-
	OPT=NOBLKSUP	MESSAGE PROCESSING OPTIONS
USSMSG	MSG=IST840I,	MESSAGE ID-
	TEXT='IST840I % (2)',	-
	ROUTCDE=2,	ROUTING CODE-
	DESC=7,	DESCRIPTOR CODE-
	SUPP=NEVER,	SUPPRESSION CODE-
	OPT=NOBLKSUP	MESSAGE PROCESSING OPTIONS
USSMSG	MSG=IST841I,	MESSAGE ID-
	TEXT='IST841I NO RESOURCES ARE BEING TRACED FOR %',	-
	ROUTCDE=2,	ROUTING CODE-
	DESC=5,	DESCRIPTOR CODE-
	SUPP=NEVER,	SUPPRESSION CODE-
	OPT=BLKSUP	MESSAGE PROCESSING OPTIONS
USSMSG	MSG=IST842I,	MESSAGE ID-
	TEXT='IST842I UNABLE TO FIND BUFFERS IN % POOL - DUMP IN-	-
	PROGRESS',	-
	ROUTCDE=2,	ROUTING CODE-
	DESC=5,	DESCRIPTOR CODE-
	SUPP=NORM,	SUPPRESSION CODE-
	OPT=BLKSUP	MESSAGE PROCESSING OPTIONS
USSMSG	MSG=IST844I,	MESSAGE ID-
	TEXT='IST844I VTAM START REJECTED - % IS DUPLICATE NAME'-	-
	,ROUTCDE=2,	ROUTING CODE-
	DESC=5,	DESCRIPTOR CODE-
	SUPP=NEVER,	SUPPRESSION CODE-
	OPT=BLKSUP	MESSAGE PROCESSING OPTIONS
USSMSG	MSG=IST845I,	MESSAGE ID-
	TEXT='IST845I X.25 DIAGNOSTIC PACKET %, (2)',	-
	ROUTCDE=2,	ROUTING CODE-
	DESC=4,	DESCRIPTOR CODE-
	SUPP=WARN,	SUPPRESSION CODE-
	OPT=BLKSUP	MESSAGE PROCESSING OPTIONS
USSMSG	MSG=IST846I,	MESSAGE ID-
	TEXT='IST846I REAL I/O NOT SUPPORTED BECAUSE %',	-
	ROUTCDE=2,	ROUTING CODE-
	DESC=5,	DESCRIPTOR CODE-
	SUPP=INFO,	SUPPRESSION CODE-
	OPT=BLKSUP	MESSAGE PROCESSING OPTIONS
USSMSG	MSG=IST849I,	MESSAGE ID-
	TEXT='IST849I % INCONSISTENT WITH USE OF (2) IN (3)',	-
	ROUTCDE=2,	ROUTING CODE-
	DESC=5,	DESCRIPTOR CODE-
	SUPP=WARN,	SUPPRESSION CODE-
	OPT=BLKSUP	MESSAGE PROCESSING OPTIONS
USSMSG	MSG=IST860I,	MESSAGE ID-
	TEXT='IST860I DEACTIVATION OF % INCOMPLETE - INSUFFICIEN-	-
	T STORAGE',	-
	ROUTCDE=2,	ROUTING CODE-
	DESC=5,	DESCRIPTOR CODE-
	SUPP=WARN,	SUPPRESSION CODE-
	OPT=BLKSUP	MESSAGE PROCESSING OPTIONS
USSMSG	MSG=IST861I,	MESSAGE ID-
	TEXT='IST861I MODETAB=% USSTAB=(2) LOGTAB=(3)',	-
	ROUTCDE=2,	ROUTING CODE-
	DESC=5,	DESCRIPTOR CODE-
	SUPP=NEVER,	SUPPRESSION CODE-
	OPT=BLKSUP	MESSAGE PROCESSING OPTIONS
USSMSG	MSG=IST862I,	MESSAGE ID-
	TEXT='IST862I NETID = % COSTABLE = (2)',	-
	ROUTCDE=2,	ROUTING CODE-
	DESC=5,	DESCRIPTOR CODE-
	SUPP=NEVER,	SUPPRESSION CODE-
	OPT=NOBLKSUP	MESSAGE PROCESSING OPTIONS
USSMSG	MSG=IST863I,	MESSAGE ID-
	TEXT='IST863I MODIFY TABLE COMMAND FAILED-%',	-
	ROUTCDE=2,	ROUTING CODE-
	DESC=5,	DESCRIPTOR CODE-
	SUPP=NEVER,	SUPPRESSION CODE-
	OPT=BLKSUP	MESSAGE PROCESSING OPTIONS
USSMSG	MSG=IST864I,	MESSAGE ID-
	TEXT='IST864I NEWTAB=%, OLDTAB=(2), OPT=(3), TYPE=(4)-	-
	,	-
	ROUTCDE=2,	ROUTING CODE-
	DESC=5,	DESCRIPTOR CODE-
	SUPP=NEVER,	SUPPRESSION CODE-
	OPT=BLKSUP	MESSAGE PROCESSING OPTIONS
USSMSG	MSG=IST865I,	MESSAGE ID-
	TEXT='IST865I % COMMAND COMPLETE-(2)',	-
	ROUTCDE=2,	ROUTING CODE-
	DESC=5,	DESCRIPTOR CODE-
	SUPP=NEVER,	SUPPRESSION CODE-

```

      OPT=BLKSUP                                MESSAGE PROCESSING OPTIONS
USSMSG MSG=IST866I,                                MESSAGE ID-
      TEXT='IST866I % HAD NO EFFECT - %(2)',      -
      ROUTCDE=2,                                ROUTING CODE-
      DESC=5,                                DESCRIPTOR CODE-
      SUPP=NEVER,                            SUPPRESSION CODE-
      OPT=BLKSUP                                MESSAGE PROCESSING OPTIONS
USSMSG MSG=IST867I,                                MESSAGE ID-
      TEXT='IST867I SIT TRACE FOR % FAILED TO ACTIVATE', -
      ROUTCDE=2,                                ROUTING CODE-
      DESC=5,                                DESCRIPTOR CODE-
      SUPP=INFO,                            SUPPRESSION CODE-
      OPT=BLKSUP                                MESSAGE PROCESSING OPTIONS
USSMSG MSG=IST869I,                                MESSAGE ID-
      TEXT='IST869I USERID = %',                -
      ROUTCDE=2,                                ROUTING CODE-
      DESC=5,                                DESCRIPTOR CODE-
      SUPP=NEVER,                            SUPPRESSION CODE-
      OPT=BLKSUP                                MESSAGE PROCESSING OPTIONS
USSMSG MSG=IST870I,                                MESSAGE ID-
      TEXT='IST870I NETWORK ADDRESS RECEIVED FOR % IN USE BY %-
      (2)', -
      ROUTCDE=2,                                ROUTING CODE-
      DESC=5,                                DESCRIPTOR CODE-
      SUPP=NORM,                            SUPPRESSION CODE-
      OPT=BLKSUP                                MESSAGE PROCESSING OPTIONS
USSMSG MSG=IST871I,                                MESSAGE ID-
      TEXT='IST871I RESOURCE % %(2)',            -
      ROUTCDE=2,                                ROUTING CODE-
      DESC=5,                                DESCRIPTOR CODE-
      SUPP=NORM,                            SUPPRESSION CODE-
      OPT=BLKSUP                                MESSAGE PROCESSING OPTIONS
USSMSG MSG=IST872I,                                MESSAGE ID-
      TEXT='IST872I DR MOVE MISMATCH DETECTED FOR %', -
      ROUTCDE=2,                                ROUTING CODE-
      DESC=5,                                DESCRIPTOR CODE-
      SUPP=NORM,                            SUPPRESSION CODE-
      OPT=BLKSUP                                MESSAGE PROCESSING OPTIONS
USSMSG MSG=IST873I,                                MESSAGE ID-
      TEXT='IST873I          PLU          SLU          -
      SID          STATUS', -
      ROUTCDE=2,                                ROUTING CODE-
      DESC=5,                                DESCRIPTOR CODE-
      SUPP=NEVER,                            SUPPRESSION CODE-
      OPT=NOBLKSUP                            MESSAGE PROCESSING OPTIONS
USSMSG MSG=IST874I,                                MESSAGE ID-
      TEXT='IST874I % %(2) %(3) %(4)',            -
      ROUTCDE=2,                                ROUTING CODE-
      DESC=5,                                DESCRIPTOR CODE-
      SUPP=NEVER,                            SUPPRESSION CODE-
      OPT=NOBLKSUP                            MESSAGE PROCESSING OPTIONS
USSMSG MSG=IST875I,                                MESSAGE ID-
      TEXT='IST875I % TOWARDS %(2) = %(3) %(4)', -
      ROUTCDE=2,                                ROUTING CODE-
      DESC=5,                                DESCRIPTOR CODE-
      SUPP=NEVER,                            SUPPRESSION CODE-
      OPT=NOBLKSUP                            MESSAGE PROCESSING OPTIONS
USSMSG MSG=IST876I,                                MESSAGE ID-
      TEXT='IST876I SIGNALS NEEDED TO COMPLETE SESSION %', -
      ROUTCDE=2,                                ROUTING CODE-
      DESC=5,                                DESCRIPTOR CODE-
      SUPP=NEVER,                            SUPPRESSION CODE-
      OPT=NOBLKSUP                            MESSAGE PROCESSING OPTIONS
USSMSG MSG=IST877I,                                MESSAGE ID-
      TEXT='IST877I % %(2) %(3) %(4)',            -
      ROUTCDE=2,                                ROUTING CODE-
      DESC=5,                                DESCRIPTOR CODE-
      SUPP=NEVER,                            SUPPRESSION CODE-
      OPT=BLKSUP                                MESSAGE PROCESSING OPTIONS
USSMSG MSG=IST878I,                                MESSAGE ID-
      TEXT='IST878I NUMBER OF % SESSIONS = %(2)', -
      ROUTCDE=2,                                ROUTING CODE-
      DESC=5,                                DESCRIPTOR CODE-
      SUPP=NEVER,                            SUPPRESSION CODE-
      OPT=NOBLKSUP                            MESSAGE PROCESSING OPTIONS
USSMSG MSG=IST879I,                                MESSAGE ID-
      TEXT='IST879I % REAL = %(2) ALIAS = %(3)', -
      ROUTCDE=2,                                ROUTING CODE-
      DESC=5,                                DESCRIPTOR CODE-
      SUPP=NEVER,                            SUPPRESSION CODE-
      OPT=NOBLKSUP                            MESSAGE PROCESSING OPTIONS
USSMSG MSG=IST880I,                                MESSAGE ID-

```

```

TEXT='IST880I SETUP STATUS = %          %(2)', -
ROUTCDE=2,                                ROUTING CODE-
DESC=5,                                  DESCRIPTOR CODE-
SUPP=NEVER,                              SUPPRESSION CODE-
OPT=NOBLKSUP                             MESSAGE PROCESSING OPTIONS
USSMSG MSG=IST881I,                        MESSAGE ID-
TEXT='IST881I % LINK STATION %(2)', -
ROUTCDE=2,                                ROUTING CODE-
DESC=5,                                  DESCRIPTOR CODE-
SUPP=NORM,                               SUPPRESSION CODE-
OPT=BLKSUP                               MESSAGE PROCESSING OPTIONS
USSMSG MSG=IST882I,                        MESSAGE ID-
TEXT='IST882I WAITING FOR DEVICE END FROM DEVICE', -
ROUTCDE=2,                                ROUTING CODE-
DESC=5,                                  DESCRIPTOR CODE-
SUPP=NORM,                               SUPPRESSION CODE-
OPT=BLKSUP                               MESSAGE PROCESSING OPTIONS
USSMSG MSG=IST883I,                        MESSAGE ID-
TEXT='IST883I % OF SAW BUFFERS USED %(2)', -
ROUTCDE=2,                                ROUTING CODE-
DESC=5,                                  DESCRIPTOR CODE-
SUPP=NEVER,                              SUPPRESSION CODE-
OPT=BLKSUP                               MESSAGE PROCESSING OPTIONS
USSMSG MSG=IST886I,                        MESSAGE ID-
TEXT='IST886I % %(2) %(3) %(4) %(5) %(6) FAILED', -
ROUTCDE=2,                                ROUTING CODE-
DESC=5,                                  DESCRIPTOR CODE-
SUPP=NORM,                               SUPPRESSION CODE-
OPT=BLKSUP                               MESSAGE PROCESSING OPTIONS
USSMSG MSG=IST887I,                        MESSAGE ID-
TEXT='IST887I NO COS TABLE FOR % - %(2) MAY BE USED', -
ROUTCDE=2,                                ROUTING CODE-
DESC=5,                                  DESCRIPTOR CODE-
SUPP=NEVER,                              SUPPRESSION CODE-
OPT=BLKSUP                               MESSAGE PROCESSING OPTIONS
USSMSG MSG=IST888I,                        MESSAGE ID-
TEXT='IST888I ADDR + LENGTH VALUES EXCEED STORAGE - LENG-
TH SET TO %', -
ROUTCDE=2,                                ROUTING CODE-
DESC=5,                                  DESCRIPTOR CODE-
SUPP=NEVER,                              SUPPRESSION CODE-
OPT=BLKSUP                               MESSAGE PROCESSING OPTIONS
USSMSG MSG=IST889I,                        MESSAGE ID-
TEXT='IST889I SID = %', -
ROUTCDE=8,                                ROUTING CODE-
DESC=4,                                  DESCRIPTOR CODE-
SUPP=INFO,                               SUPPRESSION CODE-
OPT=BLKSUP                               MESSAGE PROCESSING OPTIONS
USSMSG MSG=IST890I,                        MESSAGE ID-
TEXT='IST890I AUTOLOGON SESSION SETUP FAILED', -
ROUTCDE=2,                                ROUTING CODE-
DESC=5,                                  DESCRIPTOR CODE-
SUPP=SER,                                SUPPRESSION CODE-
OPT=BLKSUP                               MESSAGE PROCESSING OPTIONS
USSMSG MSG=IST891I,                        MESSAGE ID-
TEXT='IST891I % GENERATED FAILURE NOTIFICATION', -
ROUTCDE=8,                                ROUTING CODE-
DESC=4,                                  DESCRIPTOR CODE-
SUPP=INFO,                               SUPPRESSION CODE-
OPT=BLKSUP                               MESSAGE PROCESSING OPTIONS
USSMSG MSG=IST892I,                        MESSAGE ID-
TEXT='IST892I % ORIGINATED FAILURE NOTIFICATION', -
ROUTCDE=8,                                ROUTING CODE-
DESC=4,                                  DESCRIPTOR CODE-
SUPP=INFO,                               SUPPRESSION CODE-
OPT=BLKSUP                               MESSAGE PROCESSING OPTIONS
USSMSG MSG=IST893I,                        MESSAGE ID-
TEXT='IST893I ORIGINAL FAILING REQUEST IS %', -
ROUTCDE=8,                                ROUTING CODE-
DESC=4,                                  DESCRIPTOR CODE-
SUPP=INFO,                               SUPPRESSION CODE-
OPT=BLKSUP                               MESSAGE PROCESSING OPTIONS
USSMSG MSG=IST894I,                        MESSAGE ID-
TEXT='IST894I ADJSSCPS TRIED FAILURE SENSE ADJSSCPS T-
RIED FAILURE SENSE', -
ROUTCDE=8,                                ROUTING CODE-
DESC=4,                                  DESCRIPTOR CODE-
SUPP=INFO,                               SUPPRESSION CODE-
OPT=NOBLKSUP                             MESSAGE PROCESSING OPTIONS
USSMSG MSG=IST895I,                        MESSAGE ID-
TEXT='IST895I %          %(2)          %(3)          %(4)', -
ROUTCDE=8,                                ROUTING CODE-

```

DESC=4,	DESCRIPTOR CODE-
SUPP=INFO,	SUPPRESSION CODE-
OPT=NOBLKSUP	MESSAGE PROCESSING OPTIONS
USSMSG MSG=IST896I,	MESSAGE ID-
TEXT='IST896I AUTOLOGON WILL BE RETRIED WHEN CONTROLLING-	-
PLU IS AVAILABLE',	-
ROUTCDE=2,	ROUTING CODE-
DESC=5,	DESCRIPTOR CODE-
SUPP=INFO,	SUPPRESSION CODE-
OPT=BLKSUP	MESSAGE PROCESSING OPTIONS
USSMSG MSG=IST897I,	MESSAGE ID-
TEXT='IST897I % OF %(2) %(3) STARTED',	-
ROUTCDE=2,	ROUTING CODE-
DESC=5,	DESCRIPTOR CODE-
SUPP=INFO,	SUPPRESSION CODE-
OPT=BLKSUP	MESSAGE PROCESSING OPTIONS
USSMSG MSG=IST898I,	MESSAGE ID-
TEXT='IST898I GWSELECT = %',	-
ROUTCDE=8,	ROUTING CODE-
DESC=5,	DESCRIPTOR CODE-
SUPP=NEVER,	SUPPRESSION CODE-
OPT=NOBLKSUP	MESSAGE PROCESSING OPTIONS
USSMSG MSG=IST899I,	MESSAGE ID-
TEXT='IST899I RETRY OF AUTOLOGON(S) TO % %(2)',	-
ROUTCDE=2,	ROUTING CODE-
DESC=5,	DESCRIPTOR CODE-
SUPP=INFO,	SUPPRESSION CODE-
OPT=BLKSUP	MESSAGE PROCESSING OPTIONS
USSMSG MSG=IST900I,	MESSAGE ID-
TEXT='IST900I TRACE PRINT UTILITY STARTED',	-
ROUTCDE=2,	ROUTING CODE-
DESC=5,	DESCRIPTOR CODE-
SUPP=INFO,	SUPPRESSION CODE-
OPT=BLKSUP	MESSAGE PROCESSING OPTIONS
USSMSG MSG=IST901A,	MESSAGE ID-
TEXT='IST901A ''PRINT'' OR ''CANCEL'' MISSING - REENTER -	-
LINE',	-
ROUTCDE=2,	ROUTING CODE-
DESC=5,	DESCRIPTOR CODE-
SUPP=NEVER,	SUPPRESSION CODE-
OPT=BLKSUP	MESSAGE PROCESSING OPTIONS
USSMSG MSG=IST902A,	MESSAGE ID-
TEXT='IST902A INVALID PRINT OPTION - REENTER LINE',	-
ROUTCDE=2,	ROUTING CODE-
DESC=5,	DESCRIPTOR CODE-
SUPP=NEVER,	SUPPRESSION CODE-
OPT=BLKSUP	MESSAGE PROCESSING OPTIONS
USSMSG MSG=IST903A,	MESSAGE ID-
TEXT='IST903A INVALID PRINT NODENAME - REENTER LINE',	-
ROUTCDE=2,	ROUTING CODE-
DESC=5,	DESCRIPTOR CODE-
SUPP=NEVER,	SUPPRESSION CODE-
OPT=BLKSUP	MESSAGE PROCESSING OPTIONS
USSMSG MSG=IST904A,	MESSAGE ID-
TEXT='IST904A MAXIMUM OF 50 NODENAMES - ENTER ADDITIONAL-	-
OPTIONS',	-
ROUTCDE=2,	ROUTING CODE-
DESC=5,	DESCRIPTOR CODE-
SUPP=NEVER,	SUPPRESSION CODE-
OPT=BLKSUP	MESSAGE PROCESSING OPTIONS
USSMSG MSG=IST905A,	MESSAGE ID-
TEXT='IST905A ENTER TRACE PRINT OPTIONS OR ''CANCEL'',	-
ROUTCDE=2,	ROUTING CODE-
DESC=5,	DESCRIPTOR CODE-
SUPP=NEVER,	SUPPRESSION CODE-
OPT=BLKSUP	MESSAGE PROCESSING OPTIONS
USSMSG MSG=IST906A,	MESSAGE ID-
TEXT='IST906A ENTER ADDITIONAL OPTIONS OR ''CANCEL'',	-
ROUTCDE=2,	ROUTING CODE-
DESC=5,	DESCRIPTOR CODE-
SUPP=NEVER,	SUPPRESSION CODE-
OPT=BLKSUP	MESSAGE PROCESSING OPTIONS
USSMSG MSG=IST907A,	MESSAGE ID-
TEXT='IST907A SNAPSHOT MODE TPRINT? ENTER Y OR N',	-
ROUTCDE=2,	ROUTING CODE-
DESC=5,	DESCRIPTOR CODE-
SUPP=NEVER,	SUPPRESSION CODE-
OPT=BLKSUP	MESSAGE PROCESSING OPTIONS
USSMSG MSG=IST908A,	MESSAGE ID-
TEXT='IST908A OFFLINE MODE TPRINT? ENTER Y OR N',	-
ROUTCDE=2,	ROUTING CODE-
DESC=5,	DESCRIPTOR CODE-

	SUPP=NEVER,	SUPPRESSION CODE-
	OPT=BLKSUP	MESSAGE PROCESSING OPTIONS
USSMSG	MSG=IST909A,	MESSAGE ID-
	TEXT='IST909A INVALID INTERVAL SPECIFIED - REENTER LINE'	
	,ROUTCDE=2,	ROUTING CODE-
	DESC=5,	DESCRIPTOR CODE-
	SUPP=NEVER,	SUPPRESSION CODE-
	OPT=BLKSUP	MESSAGE PROCESSING OPTIONS
USSMSG	MSG=IST910I,	MESSAGE ID-
	TEXT='IST910I TRACE PRINT UTILITY ENDED',	
	,ROUTCDE=2,	ROUTING CODE-
	DESC=5,	DESCRIPTOR CODE-
	SUPP=INFO,	SUPPRESSION CODE-
	OPT=BLKSUP	MESSAGE PROCESSING OPTIONS
USSMSG	MSG=IST911I,	MESSAGE ID-
	TEXT='IST911I TPRINT CANCELLED - INVALID SYS004 ASSIGNME-	
	NT',	
	,ROUTCDE=2,	ROUTING CODE-
	DESC=5,	DESCRIPTOR CODE-
	SUPP=INFO,	SUPPRESSION CODE-
	OPT=BLKSUP	MESSAGE PROCESSING OPTIONS
USSMSG	MSG=IST912I,	MESSAGE ID-
	TEXT='IST912I TPRINT CANCELLED - VTAM TERMINATION IN PRO-	
	GRESS',	
	,ROUTCDE=2,	ROUTING CODE-
	DESC=5,	DESCRIPTOR CODE-
	SUPP=INFO,	SUPPRESSION CODE-
	OPT=BLKSUP	MESSAGE PROCESSING OPTIONS
USSMSG	MSG=IST913I,	MESSAGE ID-
	TEXT='IST913I TPRINT CANCELLED - ALREADY IN PROGRESS',	
	,ROUTCDE=2,	ROUTING CODE-
	DESC=5,	DESCRIPTOR CODE-
	SUPP=INFO,	SUPPRESSION CODE-
	OPT=BLKSUP	MESSAGE PROCESSING OPTIONS
USSMSG	MSG=IST914I,	MESSAGE ID-
	TEXT='IST914I TPRINT EDITING OFFLINE FILE ON SYS004',	
	,ROUTCDE=2,	ROUTING CODE-
	DESC=5,	DESCRIPTOR CODE-
	SUPP=INFO,	SUPPRESSION CODE-
	OPT=BLKSUP	MESSAGE PROCESSING OPTIONS
USSMSG	MSG=IST915I,	MESSAGE ID-
	TEXT='IST915I TRACE RECORDING SUSPENDED FOR ONLINE TPRIN-	
	T',	
	,ROUTCDE=2,	ROUTING CODE-
	DESC=5,	DESCRIPTOR CODE-
	SUPP=INFO,	SUPPRESSION CODE-
	OPT=BLKSUP	MESSAGE PROCESSING OPTIONS
USSMSG	MSG=IST916I,	MESSAGE ID-
	TEXT='IST916I SNAPSHOT TPRINT PROCEEDING - NO FILE PROVI-	
	DED',	
	,ROUTCDE=2,	ROUTING CODE-
	DESC=5,	DESCRIPTOR CODE-
	SUPP=INFO,	SUPPRESSION CODE-
	OPT=BLKSUP	MESSAGE PROCESSING OPTIONS
USSMSG	MSG=IST917I,	MESSAGE ID-
	TEXT='IST917I RECORDS MISSING ON TRACE FILE',	
	,ROUTCDE=2,	ROUTING CODE-
	DESC=5,	DESCRIPTOR CODE-
	SUPP=INFO,	SUPPRESSION CODE-
	OPT=BLKSUP	MESSAGE PROCESSING OPTIONS
USSMSG	MSG=IST918A,	MESSAGE ID-
	TEXT='IST918A INVALID CLEAR OPTION - REENTER LINE',	
	,ROUTCDE=2,	ROUTING CODE-
	DESC=5,	DESCRIPTOR CODE-
	SUPP=NEVER,	SUPPRESSION CODE-
	OPT=BLKSUP	MESSAGE PROCESSING OPTIONS
USSMSG	MSG=IST919I,	MESSAGE ID-
	TEXT='IST919I NODE % NO LONGER HAS CONTROLLING LU %(2)',	
	,ROUTCDE=2,	ROUTING CODE-
	DESC=5,	DESCRIPTOR CODE-
	SUPP=NORM,	SUPPRESSION CODE-
	OPT=BLKSUP	MESSAGE PROCESSING OPTIONS
USSMSG	MSG=IST920I,	MESSAGE ID-
	TEXT='IST920I % %(2) %(3) BUFF SIZE %(4) EXP INCR-	
	EMENT %(5)',	
	,ROUTCDE=2,	ROUTING CODE-
	DESC=5,	DESCRIPTOR CODE-
	SUPP=NEVER,	SUPPRESSION CODE-
	OPT=NOBLKSUP	MESSAGE PROCESSING OPTIONS
USSMSG	MSG=IST921I,	MESSAGE ID-
	TEXT='IST921I TIMES EXP % EXP/CONT THRESH %(2-	
) / %(3)',	

```

ROUTCDE=2,          ROUTING CODE-
DESC=5,             DESCRIPTOR CODE-
SUPP=NEVER,         SUPPRESSION CODE-
OPT=NOBLKSUP        MESSAGE PROCESSING OPTIONS
USSMSG MSG=IST922I,  MESSAGE ID-
TEXT='IST922I      CURR TOTAL % CURR AVAILABLE  %(2) -
',
ROUTCDE=2,          ROUTING CODE-
DESC=5,             DESCRIPTOR CODE-
SUPP=NEVER,         SUPPRESSION CODE-
OPT=NOBLKSUP        MESSAGE PROCESSING OPTIONS
USSMSG MSG=IST923I,  MESSAGE ID-
TEXT='IST923I      MAX TOTAL  % MAX USED          %(2) -
',
ROUTCDE=2,          ROUTING CODE-
DESC=5,             DESCRIPTOR CODE-
SUPP=NEVER,         SUPPRESSION CODE-
OPT=NOBLKSUP        MESSAGE PROCESSING OPTIONS
USSMSG MSG=IST924I,  MESSAGE ID-
TEXT='IST924I -----
-----',
ROUTCDE=2,          ROUTING CODE-
DESC=5,             DESCRIPTOR CODE-
SUPP=NEVER,         SUPPRESSION CODE-
OPT=NOBLKSUP        MESSAGE PROCESSING OPTIONS
USSMSG MSG=IST925I,  MESSAGE ID-
TEXT='IST925I DYNAMIC PATH DEFINITION % STATUS = %(2)', -
ROUTCDE=2,          ROUTING CODE-
DESC=5,             DESCRIPTOR CODE-
SUPP=NEVER,         SUPPRESSION CODE-
OPT=BLKSUP          MESSAGE PROCESSING OPTIONS
USSMSG MSG=IST926I,  MESSAGE ID-
TEXT='IST926I PATH FOR % IGNORED - NODE %(2) NOT FOUND/I-
NVALID',
ROUTCDE=2,          ROUTING CODE-
DESC=5,             DESCRIPTOR CODE-
SUPP=NORM,          SUPPRESSION CODE-
OPT=BLKSUP          MESSAGE PROCESSING OPTIONS
USSMSG MSG=IST927I,  MESSAGE ID-
TEXT='IST927I ERROR FOR % DSA %(2) %(3) CODE %(4)', -
ROUTCDE=2,          ROUTING CODE-
DESC=5,             DESCRIPTOR CODE-
SUPP=NORM,          SUPPRESSION CODE-
OPT=BLKSUP          MESSAGE PROCESSING OPTIONS
USSMSG MSG=IST928I,  MESSAGE ID-
TEXT='IST928I DELETER KEYWORD FOR % IGNORED',
ROUTCDE=2,          ROUTING CODE-
DESC=5,             DESCRIPTOR CODE-
SUPP=NORM,          SUPPRESSION CODE-
OPT=BLKSUP          MESSAGE PROCESSING OPTIONS
USSMSG MSG=IST929I,  MESSAGE ID-
TEXT='IST929I LOAD OF DYNAMIC PATH DEFINITION % COMPLETE-
',
ROUTCDE=2,          ROUTING CODE-
DESC=5,             DESCRIPTOR CODE-
SUPP=NORM,          SUPPRESSION CODE-
OPT=BLKSUP          MESSAGE PROCESSING OPTIONS
USSMSG MSG=IST930I,  MESSAGE ID-
TEXT='IST930I % - %(2) SESSION USING %(3) OF %(4)BUF', -
ROUTCDE=2,          ROUTING CODE-
DESC=5,             DESCRIPTOR CODE-
SUPP=NEVER,         SUPPRESSION CODE-
OPT=BLKSUP          MESSAGE PROCESSING OPTIONS
USSMSG MSG=IST931I,  MESSAGE ID-
TEXT='IST931I SYMPTOM STRING = %',
ROUTCDE=8,          ROUTING CODE-
DESC=4,             DESCRIPTOR CODE-
SUPP=NEVER,         SUPPRESSION CODE-
OPT=BLKSUP          MESSAGE PROCESSING OPTIONS
USSMSG MSG=IST932E,  MESSAGE ID-
TEXT='IST932E FAILURE OCCURRED DURING TAKEOVER OF %, SEN-
SE=%(2)',
ROUTCDE=2,          ROUTING CODE-
DESC=3,             DESCRIPTOR CODE-
SUPP=SER,           SUPPRESSION CODE-
OPT=BLKSUP          MESSAGE PROCESSING OPTIONS
USSMSG MSG=IST933I,  MESSAGE ID-
TEXT='IST933I LOGMODE=%, COS=%(2) %(3)',
ROUTCDE=2,          ROUTING CODE-
DESC=5,             DESCRIPTOR CODE-
SUPP=NEVER,         SUPPRESSION CODE-
OPT=NOBLKSUP        MESSAGE PROCESSING OPTIONS

```

```

USSMSG MSG=IST934I, MESSAGE ID-
TEXT='IST934I DLOGMOD=% USS LANGTAB=%(2)', -
ROUTCDE=2, ROUTING CODE-
DESC=5, DESCRIPTOR CODE-
SUPP=NEVER, SUPPRESSION CODE-
OPT=BLKSUP MESSAGE PROCESSING OPTIONS
USSMSG MSG=IST935I, MESSAGE ID-
TEXT='IST935I ORIGIN=%, NETID=%(2), ID=%(3)', -
ROUTCDE=2, ROUTING CODE-
DESC=5, DESCRIPTOR CODE-
SUPP=NEVER, SUPPRESSION CODE-
OPT=BLKSUP MESSAGE PROCESSING OPTIONS
USSMSG MSG=IST936I, MESSAGE ID-
TEXT='IST936I ANSWER MODE = %', -
ROUTCDE=2, ROUTING CODE-
DESC=5, DESCRIPTOR CODE-
SUPP=NEVER, SUPPRESSION CODE-
OPT=BLKSUP MESSAGE PROCESSING OPTIONS
USSMSG MSG=IST937A, MESSAGE ID-
TEXT='IST937A % CORRELATOR MISMATCH %(2) - %(3) REPLY ''-
RELOAD'', ''INACT'', OR ''IGNORE'', -
ROUTCDE=2, ROUTING CODE-
DESC=2, DESCRIPTOR CODE-
SUPP=NEVER, SUPPRESSION CODE-
OPT=BLKSUP MESSAGE PROCESSING OPTIONS
USSMSG MSG=IST938I, MESSAGE ID-
TEXT='IST938I OPEN ACB REJECTED, CANNOT LOAD %', -
ROUTCDE=2, ROUTING CODE-
DESC=5, DESCRIPTOR CODE-
SUPP=NEVER, SUPPRESSION CODE-
OPT=BLKSUP MESSAGE PROCESSING OPTIONS
USSMSG MSG=IST939I, MESSAGE ID-
TEXT='IST939I VARY NOLOGON HAD NO EFFECT - % NOT FOUND F-
OR %(2)', -
ROUTCDE=2, ROUTING CODE-
DESC=5, DESCRIPTOR CODE-
SUPP=SER, SUPPRESSION CODE-
OPT=BLKSUP MESSAGE PROCESSING OPTIONS
USSMSG MSG=IST940I, MESSAGE ID-
TEXT='IST940I %', -
ROUTCDE=8, ROUTING CODE-
DESC=4, DESCRIPTOR CODE-
SUPP=SER, SUPPRESSION CODE-
OPT=BLKSUP MESSAGE PROCESSING OPTIONS
USSMSG MSG=IST946I, MESSAGE ID-
TEXT='IST946I BASENO % GREATER OR EQUAL TO XPANLIM %(2) -
BUFFERS', -
ROUTCDE=2, ROUTING CODE-
DESC=5, DESCRIPTOR CODE-
SUPP=NEVER, SUPPRESSION CODE-
OPT=BLKSUP MESSAGE PROCESSING OPTIONS
USSMSG MSG=IST947I, MESSAGE ID-
TEXT='IST947I STATIC BUFFERING ASSUMED FOR % BUFFER POOL-
', -
ROUTCDE=2, ROUTING CODE-
DESC=5, DESCRIPTOR CODE-
SUPP=NEVER, SUPPRESSION CODE-
OPT=BLKSUP MESSAGE PROCESSING OPTIONS
USSMSG MSG=IST948I, MESSAGE ID-
TEXT='IST948I XPANLIM TOO SMALL FOR %BUF - CHANGED TO %(-
2) BUFFERS', -
ROUTCDE=2, ROUTING CODE-
DESC=5, DESCRIPTOR CODE-
SUPP=NEVER, SUPPRESSION CODE-
OPT=BLKSUP MESSAGE PROCESSING OPTIONS
USSMSG MSG=IST949I, MESSAGE ID-
TEXT='IST949I ISTMGC10 IN VTAMLIB % - VTAM PROCESSING CO-
NTINUES', -
ROUTCDE=2, ROUTING CODE-
DESC=5, DESCRIPTOR CODE-
SUPP=WARN, SUPPRESSION CODE-
OPT=BLKSUP MESSAGE PROCESSING OPTIONS
USSMSG MSG=IST950I, MESSAGE ID-
TEXT='IST950I VCNS=%', -
ROUTCDE=(2,8), ROUTING CODE-
DESC=5, DESCRIPTOR CODE-
SUPP=NEVER, SUPPRESSION CODE-
OPT=BLKSUP MESSAGE PROCESSING OPTIONS
USSMSG MSG=IST951I, MESSAGE ID-
TEXT='IST951I DISPLAY DISK INFORMATION FOR %', -
ROUTCDE=2, ROUTING CODE-
DESC=5, DESCRIPTOR CODE-

```

	SUPP=NEVER,		SUPPRESSION CODE-
	OPT=BLKSUP	MESSAGE PROCESSING OPTIONS	
USSMSG	MSG=IST952I,	MESSAGE ID-	
	TEXT='IST952I DUMP NAME DATE TIME',		
	ROUTCDE=2,	ROUTING CODE-	
	DESC=5,	DESCRIPTOR CODE-	
	SUPP=NEVER,	SUPPRESSION CODE-	
	OPT=NOBLKSUP	MESSAGE PROCESSING OPTIONS	
USSMSG	MSG=IST953I,	MESSAGE ID-	
	TEXT='IST953I % (2) (3)',		
	ROUTCDE=2,	ROUTING CODE-	
	DESC=5,	DESCRIPTOR CODE-	
	SUPP=NEVER,	SUPPRESSION CODE-	
	OPT=NOBLKSUP	MESSAGE PROCESSING OPTIONS	
USSMSG	MSG=IST954I,	MESSAGE ID-	
	TEXT='IST954I LOAD MODULE DATE TIME STORE STATU-		
	S %',		
	ROUTCDE=2,	ROUTING CODE-	
	DESC=5,	DESCRIPTOR CODE-	
	SUPP=NEVER,	SUPPRESSION CODE-	
	OPT=NOBLKSUP	MESSAGE PROCESSING OPTIONS	
USSMSG	MSG=IST955I,	MESSAGE ID-	
	TEXT='IST955I % (2) (3) (4) (5)',		
	ROUTCDE=2,	ROUTING CODE-	
	DESC=5,	DESCRIPTOR CODE-	
	SUPP=NEVER,	SUPPRESSION CODE-	
	OPT=NOBLKSUP	MESSAGE PROCESSING OPTIONS	
USSMSG	MSG=IST956I,	MESSAGE ID-	
	TEXT='IST956I % SAP=%(2) MAC=%(3) (4) (5)',		
	ROUTCDE=2,	ROUTING CODE-	
	DESC=5,	DESCRIPTOR CODE-	
	SUPP=NEVER,	SUPPRESSION CODE-	
	OPT=BLKSUP	MESSAGE PROCESSING OPTIONS	
USSMSG	MSG=IST957I,	MESSAGE ID-	
	TEXT='IST957I NO NCP LOAD MODULE OR DUMP ON DISK',		
	ROUTCDE=2,	ROUTING CODE-	
	DESC=5,	DESCRIPTOR CODE-	
	SUPP=NEVER,	SUPPRESSION CODE-	
	OPT=BLKSUP	MESSAGE PROCESSING OPTIONS	
USSMSG	MSG=IST958I,	MESSAGE ID-	
	TEXT='IST958I INBND=% OUTBND=%(2) PENDING=%(3) ATTN=%(4) -		
	CUA=%(5)',		
	ROUTCDE=2,	ROUTING CODE-	
	DESC=5,	DESCRIPTOR CODE-	
	SUPP=NEVER,	SUPPRESSION CODE-	
	OPT=BLKSUP	MESSAGE PROCESSING OPTIONS	
USSMSG	MSG=IST959I,	MESSAGE ID-	
	TEXT='IST959I INVALID PIU RECEIVED FROM % - VARY INACT S-		
	CHEDULED',		
	ROUTCDE=2,	ROUTING CODE-	
	DESC=5,	DESCRIPTOR CODE-	
	SUPP=WARN,	SUPPRESSION CODE-	
	OPT=NOBLKSUP	MESSAGE PROCESSING OPTIONS	
USSMSG	MSG=IST960I,	MESSAGE ID-	
	TEXT='IST960I DISPLAY TABLE FAILED-%',		
	ROUTCDE=2,	ROUTING CODE-	
	DESC=5,	DESCRIPTOR CODE-	
	SUPP=SER,	SUPPRESSION CODE-	
	OPT=BLKSUP	MESSAGE PROCESSING OPTIONS	
USSMSG	MSG=IST961I,	MESSAGE ID-	
	TEXT='IST961I % OF (2) (3) FAILED',		
	ROUTCDE=2,	ROUTING CODE-	
	DESC=3,	DESCRIPTOR CODE-	
	SUPP=NEVER,	SUPPRESSION CODE-	
	OPT=BLKSUP	MESSAGE PROCESSING OPTIONS	
USSMSG	MSG=IST962I,	MESSAGE ID-	
	TEXT='IST962I INOP X''%' RECEIVED FOR PU UNDER SWITCHED-		
	LINE (2)',		
	ROUTCDE=8,	ROUTING CODE-	
	DESC=4,	DESCRIPTOR CODE-	
	SUPP=INFO,	SUPPRESSION CODE-	
	OPT=BLKSUP	MESSAGE PROCESSING OPTIONS	
USSMSG	MSG=IST963I,	MESSAGE ID-	
	TEXT='IST963I LOAD MODULE = %',		
	ROUTCDE=2,	ROUTING CODE-	
	DESC=3,	DESCRIPTOR CODE-	
	SUPP=NEVER,	SUPPRESSION CODE-	
	OPT=BLKSUP	MESSAGE PROCESSING OPTIONS	
USSMSG	MSG=IST965I,	MESSAGE ID-	
	TEXT='IST965I AUTO DUMP/LOAD: %',		
	ROUTCDE=2,	ROUTING CODE-	
	DESC=3,	DESCRIPTOR CODE-	

	SUPP=NEVER,	SUPPRESSION CODE-
	OPT=BLKSUP	MESSAGE PROCESSING OPTIONS
USSMSG	MSG=IST966I,	MESSAGE ID-
	TEXT='IST966I USER=VCNS',	-
	ROUTCDE=(2,8),	ROUTING CODE-
	DESC=5,	DESCRIPTOR CODE-
	SUPP=NEVER,	SUPPRESSION CODE-
	OPT=BLKSUP	MESSAGE PROCESSING OPTIONS
USSMSG	MSG=IST967I,	MESSAGE ID-
	TEXT='IST967I % FAILED FOR %(2); RC %(3) RS %(4)',	-
	ROUTCDE=2,	ROUTING CODE-
	DESC=4,	DESCRIPTOR CODE-
	SUPP=WARN,	SUPPRESSION CODE-
	OPT=BLKSUP	MESSAGE PROCESSING OPTIONS
USSMSG	MSG=IST968I,	MESSAGE ID-
	TEXT='IST968I INTERFACE INITIALIZATION FAILED-REASON %',	-
	ROUTCDE=2,	ROUTING CODE-
	DESC=4,	DESCRIPTOR CODE-
	SUPP=WARN,	SUPPRESSION CODE-
	OPT=BLKSUP	MESSAGE PROCESSING OPTIONS
USSMSG	MSG=IST970I,	MESSAGE ID-
	TEXT='IST970I LU-LU VERIFICATION ERROR % FOR %(2)',	-
	ROUTCDE=2,	ROUTING CODE-
	DESC=4,	DESCRIPTOR CODE-
	SUPP=WARN,	SUPPRESSION CODE-
	OPT=NOBLKSUP	MESSAGE PROCESSING OPTIONS
USSMSG	MSG=IST971I,	MESSAGE ID-
	TEXT='IST971I ADJ LINK STATION % USING LINE %(2) IN %(3)-	-
	'	-
	ROUTCDE=8,	ROUTING CODE-
	DESC=5,	DESCRIPTOR CODE-
	SUPP=NEVER,	SUPPRESSION CODE-
	OPT=BLKSUP	MESSAGE PROCESSING OPTIONS
USSMSG	MSG=IST972I,	MESSAGE ID-
	TEXT='IST972I % TRACE FOR %(2) TERMINATED-%(3)',	-
	ROUTCDE=2,	ROUTING CODE-
	DESC=5,	DESCRIPTOR CODE-
	SUPP=SER,	SUPPRESSION CODE-
	OPT=BLKSUP	MESSAGE PROCESSING OPTIONS
USSMSG	MSG=IST973I,	MESSAGE ID-
	TEXT='IST973I USERVAR % CHANGED FROM %(2) TO %(3)',	-
	ROUTCDE=2,	ROUTING CODE-
	DESC=5,	DESCRIPTOR CODE-
	SUPP=INFO,	SUPPRESSION CODE-
	OPT=BLKSUP	MESSAGE PROCESSING OPTIONS
USSMSG	MSG=IST974I,	MESSAGE ID-
	TEXT='IST974I TPRINT CANCELLED - INSUFFICIENT STORAGE',	-
	ROUTCDE=2,	ROUTING CODE-
	DESC=5,	DESCRIPTOR CODE-
	SUPP=INFO,	SUPPRESSION CODE-
	OPT=BLKSUP	MESSAGE PROCESSING OPTIONS
USSMSG	MSG=IST976I,	MESSAGE ID-
	TEXT='IST976I ENTRY % DEFINED BUT NO %(2) DEFINED FOR %(-	-
	3)',	-
	ROUTCDE=2,	ROUTING CODE-
	DESC=5,	DESCRIPTOR CODE-
	SUPP=WARN,	SUPPRESSION CODE-
	OPT=BLKSUP	MESSAGE PROCESSING OPTIONS
USSMSG	MSG=IST977I,	MESSAGE ID-
	TEXT='IST977I MDLTAB=% ASLTAB=%(2)',	-
	ROUTCDE=2,	ROUTING CODE-
	DESC=5,	DESCRIPTOR CODE-
	SUPP=NEVER,	SUPPRESSION CODE-
	OPT=BLKSUP	MESSAGE PROCESSING OPTIONS
USSMSG	MSG=IST979I,	MESSAGE ID-
	TEXT='IST979I BUILD FAILED FOR TABLE %',	-
	ROUTCDE=2,	ROUTING CODE-
	DESC=5,	DESCRIPTOR CODE-
	SUPP=WARN,	SUPPRESSION CODE-
	OPT=BLKSUP	MESSAGE PROCESSING OPTIONS
USSMSG	MSG=IST981I,	MESSAGE ID-
	TEXT='IST981I VTAM PRIVATE: CURRENT = %, MAXIMUM USED = -	-
	%(2)',	-
	ROUTCDE=2,	ROUTING CODE-
	DESC=5,	DESCRIPTOR CODE-
	SUPP=NEVER,	SUPPRESSION CODE-
	OPT=BLKSUP	MESSAGE PROCESSING OPTIONS
USSMSG	MSG=IST982I,	MESSAGE ID-
	TEXT='IST982I % %(2) REQUEST(S) PENDING TO SUBAREA %(3)'-	-
	,ROUTCDE=8,	ROUTING CODE-
	DESC=4,	DESCRIPTOR CODE-
	SUPP=INFO,	SUPPRESSION CODE-

```

      OPT=BLKSUP                                MESSAGE PROCESSING OPTIONS
USSMSG MSG=IST983E,                             MESSAGE ID-
      TEXT='IST983E % MESSAGE QUEUE LIMIT EXCEEDED - FURTHER M-
      ESSAGES WILL BE DISCARDED',                -
      ROUTCDE=2,                                ROUTING CODE-
      DESC=11,                                  DESCRIPTOR CODE-
      SUPP=NEVER,                               SUPPRESSION CODE-
      OPT=BLKSUP                                MESSAGE PROCESSING OPTIONS
USSMSG MSG=IST984I,                             MESSAGE ID-
      TEXT='IST984I USER EXIT % IS %(2)',        -
      ROUTCDE=8,                                ROUTING CODE-
      DESC=4,                                  DESCRIPTOR CODE-
      SUPP=NEVER,                               SUPPRESSION CODE-
      OPT=BLKSUP                                MESSAGE PROCESSING OPTIONS
USSMSG MSG=IST985I,                             MESSAGE ID-
      TEXT='IST985I USER EXIT % %(2) FAILED-CODE %(3)', -
      ROUTCDE=8,                                ROUTING CODE-
      DESC=4,                                  DESCRIPTOR CODE-
      SUPP=NEVER,                               SUPPRESSION CODE-
      OPT=BLKSUP                                MESSAGE PROCESSING OPTIONS
USSMSG MSG=IST986I,                             MESSAGE ID-
      TEXT='IST986I TABLE=% TYPE=%(2) USE COUNT=%(3)', -
      ROUTCDE=2,                                ROUTING CODE-
      DESC=5,                                  DESCRIPTOR CODE-
      SUPP=NEVER,                               SUPPRESSION CODE-
      OPT=BLKSUP                                MESSAGE PROCESSING OPTIONS
USSMSG MSG=IST987I,                             MESSAGE ID-
      TEXT='IST987I THE RESOURCES THAT USE THE TABLE ARE:', -
      ROUTCDE=2,                                ROUTING CODE-
      DESC=5,                                  DESCRIPTOR CODE-
      SUPP=NEVER,                               SUPPRESSION CODE-
      OPT=BLKSUP                                MESSAGE PROCESSING OPTIONS
USSMSG MSG=IST988I,                             MESSAGE ID-
      TEXT='IST988I % %(2) %(3) %(4) %(5) %(6)', -
      ROUTCDE=2,                                ROUTING CODE-
      DESC=5,                                  DESCRIPTOR CODE-
      SUPP=NEVER,                               SUPPRESSION CODE-
      OPT=NOBLKSUP                             MESSAGE PROCESSING OPTIONS
USSMSG MSG=IST989I,                             MESSAGE ID-
      TEXT='IST989I                                EXP LIMIT % BUFFS REQUESTED %(2-
      )',                                         -
      ROUTCDE=2,                                ROUTING CODE-
      DESC=5,                                  DESCRIPTOR CODE-
      SUPP=NEVER,                               SUPPRESSION CODE-
      OPT=NOBLKSUP                             MESSAGE PROCESSING OPTIONS
USSMSG MSG=IST990E,                             MESSAGE ID-
      TEXT='IST990E CORRELATOR MISMATCH FOR % IGNORED-ACTIVATI-
      ON CONTINUES',                            -
      ROUTCDE=2,                                ROUTING CODE-
      DESC=3,                                  DESCRIPTOR CODE-
      SUPP=WARN,                               SUPPRESSION CODE-
      OPT=BLKSUP                                MESSAGE PROCESSING OPTIONS
USSMSG MSG=IST991I,                             MESSAGE ID-
      TEXT='IST991I CORRELATOR MISMATCH FOR % FOUND-RELOAD SCH-
      EDULED',                                  -
      ROUTCDE=2,                                ROUTING CODE-
      DESC=5,                                  DESCRIPTOR CODE-
      SUPP=WARN,                               SUPPRESSION CODE-
      OPT=BLKSUP                                MESSAGE PROCESSING OPTIONS
USSMSG MSG=IST996I,                             MESSAGE ID-
      TEXT='IST996I % %(2) %(3) PROGCK CODE %(4) %(5)', -
      ROUTCDE=8,                                ROUTING CODE-
      DESC=5,                                  DESCRIPTOR CODE-
      SUPP=NEVER,                               SUPPRESSION CODE-
      OPT=BLKSUP                                MESSAGE PROCESSING OPTIONS
USSMSG MSG=IST997I,                             MESSAGE ID-
      TEXT='IST997I % %(2) %(3) CANCEL CODE %(4) %(5)', -
      ROUTCDE=8,                                ROUTING CODE-
      DESC=5,                                  DESCRIPTOR CODE-
      SUPP=NEVER,                               SUPPRESSION CODE-
      OPT=BLKSUP                                MESSAGE PROCESSING OPTIONS
USSMSG MSG=IST998E,                             MESSAGE ID-
      TEXT='IST998E VTAM MESSAGE % ISSUED BUT DOES NOT EXIST', -
      ROUTCDE=2,                                ROUTING CODE-
      DESC=3,                                  DESCRIPTOR CODE-
      SUPP=NEVER,                               SUPPRESSION CODE-
      OPT=BLKSUP                                MESSAGE PROCESSING OPTIONS
USSMSG MSG=IST999E,                             MESSAGE ID-
      TEXT='IST999E VTAM MESSAGE LOST - INSUFFICIENT STORAGE', -
      ROUTCDE=2,                                ROUTING CODE-
      DESC=3,                                  DESCRIPTOR CODE-
      SUPP=NEVER,                               SUPPRESSION CODE-

```

```

      OPT=BLKSUP                                MESSAGE PROCESSING OPTIONS
USSMSG MSG=IST1000I,                            MESSAGE ID-
      TEXT='IST1000I STORAGE UNAVAILABLE IN %', -
      ROUTCDE=2,                                ROUTING CODE-
      DESC=5,                                  DESCRIPTOR CODE-
      SUPP=NEVER,                             SUPPRESSION CODE-
      OPT=BLKSUP                                MESSAGE PROCESSING OPTIONS
USSMSG MSG=IST1001I,                            MESSAGE ID-
      TEXT='IST1001I ID= % (2) (3)', -
      ROUTCDE=8,                                ROUTING CODE-
      DESC=5,                                  DESCRIPTOR CODE-
      SUPP=NEVER,                             SUPPRESSION CODE-
      OPT=BLKSUP                                MESSAGE PROCESSING OPTIONS
USSMSG MSG=IST1002I,                            MESSAGE ID-
      TEXT='IST1002I RCPRI=% RCSEC=%(2) ', -
      ROUTCDE=8,                                ROUTING CODE-
      DESC=5,                                  DESCRIPTOR CODE-
      SUPP=NEVER,                             SUPPRESSION CODE-
      OPT=NOBLKSUP                             MESSAGE PROCESSING OPTIONS
USSMSG MSG=IST1003I,                            MESSAGE ID-
      TEXT='IST1003I % CNOS=%(2) DEFINE=%(3) ', -
      ROUTCDE=8,                                ROUTING CODE-
      DESC=5,                                  DESCRIPTOR CODE-
      SUPP=NEVER,                             SUPPRESSION CODE-
      OPT=NOBLKSUP                             MESSAGE PROCESSING OPTIONS
USSMSG MSG=IST1004I,                            MESSAGE ID-
      TEXT='IST1004I % FOR (2) FAILED - (3) ', -
      ROUTCDE=8,                                ROUTING CODE-
      DESC=5,                                  DESCRIPTOR CODE-
      SUPP=NEVER,                             SUPPRESSION CODE-
      OPT=BLKSUP                                MESSAGE PROCESSING OPTIONS
USSMSG MSG=IST1005I,                            MESSAGE ID-
      TEXT='IST1005I % (2) (3) ', -
      ROUTCDE=8,                                ROUTING CODE-
      DESC=5,                                  DESCRIPTOR CODE-
      SUPP=NEVER,                             SUPPRESSION CODE-
      OPT=NOBLKSUP                             MESSAGE PROCESSING OPTIONS
USSMSG MSG=IST1006I,                            MESSAGE ID-
      TEXT='IST1006I % NAMES DEFINED (2) FOR (3) ', -
      ROUTCDE=8,                                ROUTING CODE-
      DESC=5,                                  DESCRIPTOR CODE-
      SUPP=NEVER,                             SUPPRESSION CODE-
      OPT=BLKSUP                                MESSAGE PROCESSING OPTIONS
USSMSG MSG=IST1007I,                            MESSAGE ID-
      TEXT='IST1007I PARTNER = %, LOGMODE = (2) ', -
      ROUTCDE=8,                                ROUTING CODE-
      DESC=5,                                  DESCRIPTOR CODE-
      SUPP=NEVER,                             SUPPRESSION CODE-
      OPT=BLKSUP                                MESSAGE PROCESSING OPTIONS
USSMSG MSG=IST1008I,                            MESSAGE ID-
      TEXT='IST1008I CONVID = %, STATUS = (2), ETIME = (3) ', -
      ROUTCDE=8,                                ROUTING CODE-
      DESC=5,                                  DESCRIPTOR CODE-
      SUPP=NEVER,                             SUPPRESSION CODE-
      OPT=BLKSUP                                MESSAGE PROCESSING OPTIONS
USSMSG MSG=IST1009I,                            MESSAGE ID-
      TEXT='IST1009I SID = %, HPDT = (2) ', -
      ROUTCDE=8,                                ROUTING CODE-
      DESC=5,                                  DESCRIPTOR CODE-
      SUPP=NEVER,                             SUPPRESSION CODE-
      OPT=BLKSUP                                MESSAGE PROCESSING OPTIONS
USSMSG MSG=IST1010I,                            MESSAGE ID-
      TEXT='IST1010I NO CONVERSATION(S) FOUND FOR %', -
      ROUTCDE=8,                                ROUTING CODE-
      DESC=5,                                  DESCRIPTOR CODE-
      SUPP=NEVER,                             SUPPRESSION CODE-
      OPT=BLKSUP                                MESSAGE PROCESSING OPTIONS
USSMSG MSG=IST1011I,                            MESSAGE ID-
      TEXT='IST1011I ENTRY % NOT FOUND IN (2) (3) FOR (4) ', -
      ROUTCDE=2,                                ROUTING CODE-
      DESC=5,                                  DESCRIPTOR CODE-
      SUPP=WARN,                               SUPPRESSION CODE-
      OPT=BLKSUP                                MESSAGE PROCESSING OPTIONS
USSMSG MSG=IST1012I,                            MESSAGE ID-
      TEXT='IST1012I NO PARTNER LU(S) DEFINED FOR %', -
      ROUTCDE=8,                                ROUTING CODE-
      DESC=5,                                  DESCRIPTOR CODE-
      SUPP=NEVER,                             SUPPRESSION CODE-
      OPT=BLKSUP                                MESSAGE PROCESSING OPTIONS
USSMSG MSG=IST1013I,                            MESSAGE ID-
      TEXT='IST1013I NO LOGMODE(S) DEFINED IN LU % FOR (2) ', -
      ROUTCDE=8,                                ROUTING CODE-

```

DESC=5,	DESCRIPTOR CODE-
SUPP=NEVER,	SUPPRESSION CODE-
OPT=BLKSUP	MESSAGE PROCESSING OPTIONS
USSMSG MSG=IST1014I,	MESSAGE ID-
TEXT='IST1014I % BUFFER POOL NOT BUILT-%(2)',	-
ROUTCDE=2,	ROUTING CODE-
DESC=5,	DESCRIPTOR CODE-
SUPP=SER,	SUPPRESSION CODE-
OPT=BLKSUP	MESSAGE PROCESSING OPTIONS
USSMSG MSG=IST1015I,	MESSAGE ID-
TEXT='IST1015I APPLICATION SUPPLIED %=%(2)',	-
ROUTCDE=8,	ROUTING CODE-
DESC=4,	DESCRIPTOR CODE-
SUPP=SER,	SUPPRESSION CODE-
OPT=BLKSUP	MESSAGE PROCESSING OPTIONS
USSMSG MSG=IST1016I,	MESSAGE ID-
TEXT='IST1016I DYNAMIC DEFINITION OF % FAILED',	-
ROUTCDE=2,	ROUTING CODE-
DESC=5,	DESCRIPTOR CODE-
SUPP=INFO,	SUPPRESSION CODE-
OPT=BLKSUP	MESSAGE PROCESSING OPTIONS
USSMSG MSG=IST1017I,	MESSAGE ID-
TEXT='IST1017I MODELS:',	-
ROUTCDE=2,	ROUTING CODE-
DESC=5,	DESCRIPTOR CODE-
SUPP=NEVER,	SUPPRESSION CODE-
OPT=BLKSUP	MESSAGE PROCESSING OPTIONS
USSMSG MSG=IST1018I,	MESSAGE ID-
TEXT='IST1018I MODEL MAJOR NODE = %',	-
ROUTCDE=2,	ROUTING CODE-
DESC=5,	DESCRIPTOR CODE-
SUPP=NEVER,	SUPPRESSION CODE-
OPT=BLKSUP	MESSAGE PROCESSING OPTIONS
USSMSG MSG=IST1019I,	MESSAGE ID-
TEXT='IST1019I USRVAR VALUE	CLASS TYPE
EXIT APPC',	-
ROUTCDE=8,	ROUTING CODE-
DESC=5,	DESCRIPTOR CODE-
SUPP=NEVER,	SUPPRESSION CODE-
OPT=NOBLKSUP	MESSAGE PROCESSING OPTIONS
USSMSG MSG=IST1020I,	MESSAGE ID-
TEXT='IST1020I INSUFFICIENT STORAGE-DATA SPACE % FULL',	-
ROUTCDE=2,	ROUTING CODE-
DESC=5,	DESCRIPTOR CODE-
SUPP=SER,	SUPPRESSION CODE-
OPT=BLKSUP	MESSAGE PROCESSING OPTIONS
USSMSG MSG=IST1021I,	MESSAGE ID-
TEXT='IST1021I MEDIUM=%,ADAPNO=%(2),CUA=%(3),SNA SAP=%(4-	-
)',	-
ROUTCDE=5,	ROUTING CODE-
DESC=8,	DESCRIPTOR CODE-
SUPP=NEVER,	SUPPRESSION CODE-
OPT=BLKSUP	MESSAGE PROCESSING OPTIONS
USSMSG MSG=IST1022I,	MESSAGE ID-
TEXT='IST1022I WRBUF = %',	-
ROUTCDE=2,	ROUTING CODE-
DESC=4,	DESCRIPTOR CODE-
SUPP=NEVER,	SUPPRESSION CODE-
OPT=NOBLKSUP	MESSAGE PROCESSING OPTIONS
USSMSG MSG=IST1023E,	MESSAGE ID-
TEXT='IST1023E START I/O TIMEOUT OCCURRED FOR CUA=%',	-
ROUTCDE=2,	ROUTING CODE-
DESC=3,	DESCRIPTOR CODE-
SUPP=SER,	SUPPRESSION CODE-
OPT=BLKSUP	MESSAGE PROCESSING OPTIONS
USSMSG MSG=IST1024I,	MESSAGE ID-
TEXT='IST1024I I/O ERROR ON READ FOR CUA=%-BYTE COUNT MI-	-
SMATCH',	-
ROUTCDE=4,	ROUTING CODE-
DESC=2,	DESCRIPTOR CODE-
SUPP=WARN,	SUPPRESSION CODE-
OPT=BLKSUP	MESSAGE PROCESSING OPTIONS
USSMSG MSG=IST1025I,	MESSAGE ID-
TEXT='IST1025I CPS DEFINITION TABLE NAME=%',	-
ROUTCDE=2,	ROUTING CODE-
DESC=5,	DESCRIPTOR CODE-
SUPP=NEVER,	SUPPRESSION CODE-
OPT=BLKSUP	MESSAGE PROCESSING OPTIONS
USSMSG MSG=IST1026I,	MESSAGE ID-
TEXT='IST1026I SIGNAL=% DELAY=%(2) RETRY LIMIT=%(3)',	-
ROUTCDE=2,	ROUTING CODE-
DESC=5,	DESCRIPTOR CODE-

SUPP=NEVER,	SUPPRESSION CODE-
OPT=BLKSUP	MESSAGE PROCESSING OPTIONS
USSMSG MSG=IST1027I,	MESSAGE ID-
TEXT='IST1027I CPS DEFINITION TABLE NOT LOADED',	-
ROUTCDE=2,	ROUTING CODE-
DESC=5,	DESCRIPTOR CODE-
SUPP=NEVER,	SUPPRESSION CODE-
OPT=BLKSUP	MESSAGE PROCESSING OPTIONS
USSMSG MSG=IST1028I,	MESSAGE ID-
TEXT='IST1028I %',	-
ROUTCDE=8,	ROUTING CODE-
DESC=4,	DESCRIPTOR CODE-
SUPP=SER,	SUPPRESSION CODE-
OPT=BLKSUP	MESSAGE PROCESSING OPTIONS
USSMSG MSG=IST1029I,	MESSAGE ID-
TEXT='IST1029I % (2) (3) (4) (5) (6)',	-
ROUTCDE=8,	ROUTING CODE-
DESC=5,	DESCRIPTOR CODE-
SUPP=NEVER,	SUPPRESSION CODE-
OPT=NOBLKSUP	MESSAGE PROCESSING OPTIONS
USSMSG MSG=IST1030I,	MESSAGE ID-
TEXT='IST1030I USERVAR EXIT IS %',	-
ROUTCDE=8,	ROUTING CODE-
DESC=5,	DESCRIPTOR CODE-
SUPP=NEVER,	SUPPRESSION CODE-
OPT=BLKSUP	MESSAGE PROCESSING OPTIONS
USSMSG MSG=IST1031I,	MESSAGE ID-
TEXT='IST1031I % COMMAND FAILED - (2): EXIT FAILURE, CO-	-
DE (3)',	-
ROUTCDE=8,	ROUTING CODE-
DESC=5,	DESCRIPTOR CODE-
SUPP=NEVER,	SUPPRESSION CODE-
OPT=BLKSUP	MESSAGE PROCESSING OPTIONS
USSMSG MSG=IST1032I,	MESSAGE ID-
TEXT='IST1032I % BUFFER SIZE TOO SMALL-SIZE MUST BE AT L-	-
EAST (2)',	-
ROUTCDE=8,	ROUTING CODE-
DESC=5,	DESCRIPTOR CODE-
SUPP=SER,	SUPPRESSION CODE-
OPT=BLKSUP	MESSAGE PROCESSING OPTIONS
USSMSG MSG=IST1033I,	MESSAGE ID-
TEXT='IST1033I % ALREADY DEFINED FOR APPC SESSIONS OF %(-	-
2)',	-
ROUTCDE=2,	ROUTING CODE-
DESC=5,	DESCRIPTOR CODE-
SUPP=NEVER,	SUPPRESSION CODE-
OPT=BLKSUP	MESSAGE PROCESSING OPTIONS
USSMSG MSG=IST1034I,	MESSAGE ID-
TEXT='IST1034I % ALREADY USING (2) FOR APPC SESSIONS',	-
ROUTCDE=2,	ROUTING CODE-
DESC=5,	DESCRIPTOR CODE-
SUPP=NEVER,	SUPPRESSION CODE-
OPT=BLKSUP	MESSAGE PROCESSING OPTIONS
USSMSG MSG=IST1035I,	MESSAGE ID-
TEXT='IST1035I ERROR WHILE % NETWORK (2) (3) GWN (4)'-	-
,ROUTCDE=8,	ROUTING CODE-
DESC=4,	DESCRIPTOR CODE-
SUPP=WARN,	SUPPRESSION CODE-
OPT=BLKSUP	MESSAGE PROCESSING OPTIONS
USSMSG MSG=IST1036I,	MESSAGE ID-
TEXT='IST1036I NODE ABEND-UNUSABLE RESOURCE IS %',	-
ROUTCDE=2,	ROUTING CODE-
DESC=2,	DESCRIPTOR CODE-
SUPP=SER,	SUPPRESSION CODE-
OPT=BLKSUP	MESSAGE PROCESSING OPTIONS
USSMSG MSG=IST1037I,	MESSAGE ID-
TEXT='IST1037I NODE ABEND-INOP REPORTED FOR %',	-
ROUTCDE=2,	ROUTING CODE-
DESC=2,	DESCRIPTOR CODE-
SUPP=SER,	SUPPRESSION CODE-
OPT=BLKSUP	MESSAGE PROCESSING OPTIONS
USSMSG MSG=IST1038I,	MESSAGE ID-
TEXT='IST1038I MODIFY NOTRACE REJECTED-VIT IS NOT WAITIN-	-
G TO TERMINATE',	-
ROUTCDE=2,	ROUTING CODE-
DESC=5,	DESCRIPTOR CODE-
SUPP=NEVER,	SUPPRESSION CODE-
OPT=BLKSUP	MESSAGE PROCESSING OPTIONS
USSMSG MSG=IST1039I,	MESSAGE ID-
TEXT='IST1039I % FOR ID=(2) FAILED-(3) SCHEDULED',	-
ROUTCDE=2,	ROUTING CODE-
DESC=5,	DESCRIPTOR CODE-

```

SUPP=NEVER, SUPPRESSION CODE-
OPT=BLKSUP MESSAGE PROCESSING OPTIONS
USSMSG MSG=IST1040I, MESSAGE ID-
TEXT='IST1040I CONVERSATION(S) FOUND FOR %', -
ROUTCDE=8, ROUTING CODE-
DESC=5, DESCRIPTOR CODE-
SUPP=NEVER, SUPPRESSION CODE-
OPT=BLKSUP MESSAGE PROCESSING OPTIONS
USSMSG MSG=IST1041I, MESSAGE ID-
TEXT='IST1041I % (2)', -
ROUTCDE=2, ROUTING CODE-
DESC=5, DESCRIPTOR CODE-
SUPP=NEVER, SUPPRESSION CODE-
OPT=NOBLKSUP MESSAGE PROCESSING OPTIONS
USSMSG MSG=IST1042I, MESSAGE ID-
TEXT='IST1042I % = (2) (3) (4)', -
ROUTCDE=2, ROUTING CODE-
DESC=5, DESCRIPTOR CODE-
SUPP=NEVER, SUPPRESSION CODE-
OPT=NOBLKSUP MESSAGE PROCESSING OPTIONS
USSMSG MSG=IST1043I, MESSAGE ID-
TEXT='IST1043I CP NAME = % - CP NETID = (2) - DYNAMIC L-
U = (3)', -
ROUTCDE=2, ROUTING CODE-
DESC=5, DESCRIPTOR CODE-
SUPP=NEVER, SUPPRESSION CODE-
OPT=BLKSUP MESSAGE PROCESSING OPTIONS
USSMSG MSG=IST1044I, MESSAGE ID-
TEXT='IST1044I ALSLIST = % (2) (3) (4)', -
ROUTCDE=2, ROUTING CODE-
DESC=5, DESCRIPTOR CODE-
SUPP=NEVER, SUPPRESSION CODE-
OPT=NOBLKSUP MESSAGE PROCESSING OPTIONS
USSMSG MSG=IST1045I, MESSAGE ID-
TEXT='IST1045I NODE TYPE = %', -
ROUTCDE=2, ROUTING CODE-
DESC=5, DESCRIPTOR CODE-
SUPP=NORM, SUPPRESSION CODE-
OPT=BLKSUP MESSAGE PROCESSING OPTIONS
USSMSG MSG=IST1046I, MESSAGE ID-
TEXT='IST1046I % (2) ALSO EXISTS', -
ROUTCDE=2, ROUTING CODE-
DESC=5, DESCRIPTOR CODE-
SUPP=NEVER, SUPPRESSION CODE-
OPT=BLKSUP MESSAGE PROCESSING OPTIONS
USSMSG MSG=IST1048I, MESSAGE ID-
TEXT='IST1048I COMPRESSION LEVEL - INPUT = %, OUTPUT = %-
(2)', -
ROUTCDE=2, ROUTING CODE-
DESC=5, DESCRIPTOR CODE-
SUPP=NEVER, SUPPRESSION CODE-
OPT=BLKSUP MESSAGE PROCESSING OPTIONS
USSMSG MSG=IST1049I, MESSAGE ID-
TEXT='IST1049I PERCENT REDUCTION - INPUT = %, OUTPUT = %-
(2)', -
ROUTCDE=2, ROUTING CODE-
DESC=5, DESCRIPTOR CODE-
SUPP=NEVER, SUPPRESSION CODE-
OPT=BLKSUP MESSAGE PROCESSING OPTIONS
USSMSG MSG=IST1050I, MESSAGE ID-
TEXT='IST1050I MAXIMUM COMPRESSION LEVEL - INPUT = %, OU-
TPUT = (2)', -
ROUTCDE=2, ROUTING CODE-
DESC=5, DESCRIPTOR CODE-
SUPP=NEVER, SUPPRESSION CODE-
OPT=BLKSUP MESSAGE PROCESSING OPTIONS
USSMSG MSG=IST1051I, MESSAGE ID-
TEXT='IST1051I EVENT CODE = %', -
ROUTCDE=8, ROUTING CODE-
DESC=4, DESCRIPTOR CODE-
SUPP=INFO, SUPPRESSION CODE-
OPT=BLKSUP MESSAGE PROCESSING OPTIONS
USSMSG MSG=IST1052I, MESSAGE ID-
TEXT='IST1052I SYNTAX ERROR AFTER %-ALL FURTHER OPTIONS -
IGNORED', -
ROUTCDE=2, ROUTING CODE-
DESC=5, DESCRIPTOR CODE-
SUPP=NEVER, SUPPRESSION CODE-
OPT=BLKSUP MESSAGE PROCESSING OPTIONS
USSMSG MSG=IST1053I, MESSAGE ID-
TEXT='IST1053I VALUE FOR % MUST BE ''YES'' OR ''NO''', -
ROUTCDE=2, ROUTING CODE-

```

DESC=5,	DESCRIPTOR CODE-
SUPP=NEVER,	SUPPRESSION CODE-
OPT=BLKSUP	MESSAGE PROCESSING OPTIONS
USSMSG MSG=IST1054I,	MESSAGE ID-
TEXT='IST1054I VALUE FOR % MUST BE BETWEEN %(2) AND %(3) -	-
,	-
ROUTCDE=2,	ROUTING CODE-
DESC=5,	DESCRIPTOR CODE-
SUPP=NEVER,	SUPPRESSION CODE-
OPT=BLKSUP	MESSAGE PROCESSING OPTIONS
USSMSG MSG=IST1055I,	MESSAGE ID-
TEXT='IST1055I VALUE FOR % MUST BE %(2)',	-
ROUTCDE=2,	ROUTING CODE-
DESC=5,	DESCRIPTOR CODE-
SUPP=NEVER,	SUPPRESSION CODE-
OPT=BLKSUP	MESSAGE PROCESSING OPTIONS
USSMSG MSG=IST1056I,	MESSAGE ID-
TEXT='IST1056I % PARAMETER %(2) MUST BE BETWEEN %(3) AND-	-
%(4)',	-
ROUTCDE=2,	ROUTING CODE-
DESC=5,	DESCRIPTOR CODE-
SUPP=NEVER,	SUPPRESSION CODE-
OPT=BLKSUP	MESSAGE PROCESSING OPTIONS
USSMSG MSG=IST1057I,	MESSAGE ID-
TEXT='IST1057I % IS ALSO A REAL RESOURCE',	-
ROUTCDE=2,	ROUTING CODE-
DESC=5,	DESCRIPTOR CODE-
SUPP=NEVER,	SUPPRESSION CODE-
OPT=BLKSUP	MESSAGE PROCESSING OPTIONS
USSMSG MSG=IST1058I,	MESSAGE ID-
TEXT='IST1058I MODEL LU GROUP = %, LUSEED = %(2)',	-
ROUTCDE=2,	ROUTING CODE-
DESC=5,	DESCRIPTOR CODE-
SUPP=INFO,	SUPPRESSION CODE-
OPT=BLKSUP	MESSAGE PROCESSING OPTIONS
USSMSG MSG=IST1059I,	MESSAGE ID-
TEXT='IST1059I MODEL NAME = %',	-
ROUTCDE=2,	ROUTING CODE-
DESC=5,	DESCRIPTOR CODE-
SUPP=INFO,	SUPPRESSION CODE-
OPT=BLKSUP	MESSAGE PROCESSING OPTIONS
USSMSG MSG=IST1060I,	MESSAGE ID-
TEXT='IST1060I LUGROUP MAJOR NODE = %',	-
ROUTCDE=2,	ROUTING CODE-
DESC=5,	DESCRIPTOR CODE-
SUPP=INFO,	SUPPRESSION CODE-
OPT=BLKSUP	MESSAGE PROCESSING OPTIONS
USSMSG MSG=IST1061I,	MESSAGE ID-
TEXT='IST1061I FAILURE OCCURRED ON % AT %(2)',	-
ROUTCDE=2,	ROUTING CODE-
DESC=5,	DESCRIPTOR CODE-
SUPP=INFO,	SUPPRESSION CODE-
OPT=BLKSUP	MESSAGE PROCESSING OPTIONS
USSMSG MSG=IST1062I,	MESSAGE ID-
TEXT='IST1062I EVENT ID = %',	-
ROUTCDE=8,	ROUTING CODE-
DESC=4,	DESCRIPTOR CODE-
SUPP=INFO,	SUPPRESSION CODE-
OPT=BLKSUP	MESSAGE PROCESSING OPTIONS
USSMSG MSG=IST1063I,	MESSAGE ID-
TEXT='IST1063I MODELS AFTER THE 255TH MODEL IN LUGROUP %-	-
IGNORED',	-
ROUTCDE=2,	ROUTING CODE-
DESC=5,	DESCRIPTOR CODE-
SUPP=WARN,	SUPPRESSION CODE-
OPT=BLKSUP	MESSAGE PROCESSING OPTIONS
USSMSG MSG=IST1064I,	MESSAGE ID-
TEXT='IST1064I TRACE IGNORED, % - STORAGE SHORTAGE',	-
ROUTCDE=2,	ROUTING CODE-
DESC=5,	DESCRIPTOR CODE-
SUPP=WARN,	SUPPRESSION CODE-
OPT=BLKSUP,	MESSAGE PROCESSING OPTIONS-
MSGLVL=START	ISSUE OLD MESSAGE
USSMSG MSG=IST1065I,	MESSAGE ID-
TEXT='IST1065I LOAD MODULE REQUESTED IPL ESTIMATED IPL' -	-
,ROUTCDE=2,	ROUTING CODE-
DESC=5,	DESCRIPTOR CODE-
SUPP=INFO,	SUPPRESSION CODE-
OPT=NOBLKSUP	MESSAGE PROCESSING OPTIONS
USSMSG MSG=IST1066I,	MESSAGE ID-
TEXT='IST1066I % %(2) %(3)',	-
ROUTCDE=2,	ROUTING CODE-

DESC=5,	DESCRIPTOR CODE-
SUPP=INFO,	SUPPRESSION CODE-
OPT=NOBLKSUP	MESSAGE PROCESSING OPTIONS
USSMSG MSG=IST1067I,	MESSAGE ID-
TEXT='IST1067I LOGICAL LINES:',	-
ROUTCDE=2,	ROUTING CODE-
DESC=5,	DESCRIPTOR CODE-
SUPP=NEVER,	SUPPRESSION CODE-
OPT=BLKSUP	MESSAGE PROCESSING OPTIONS
USSMSG MSG=IST1068I,	MESSAGE ID-
TEXT='IST1068I PHYSICAL RESOURCE (PHYSRSC) = %',	-
ROUTCDE=2,	ROUTING CODE-
DESC=5,	DESCRIPTOR CODE-
SUPP=NEVER,	SUPPRESSION CODE-
OPT=BLKSUP	MESSAGE PROCESSING OPTIONS
USSMSG MSG=IST1069I,	MESSAGE ID-
TEXT='IST1069I PARAMETER % FOR %(2) MUST BE %(3)',	-
ROUTCDE=2,	ROUTING CODE-
DESC=5,	DESCRIPTOR CODE-
SUPP=NEVER,	SUPPRESSION CODE-
OPT=BLKSUP	MESSAGE PROCESSING OPTIONS
USSMSG MSG=IST1070I,	MESSAGE ID-
TEXT='IST1070I % FOR %(2) NOT VALID - START CONTINUES',	-
ROUTCDE=2,	ROUTING CODE-
DESC=5,	DESCRIPTOR CODE-
SUPP=NEVER,	SUPPRESSION CODE-
OPT=BLKSUP	MESSAGE PROCESSING OPTIONS
USSMSG MSG=IST1071I,	MESSAGE ID-
TEXT='IST1071I SONLIM OPTION PARAMETER 1 MUST BE GREATER-	-
THAN PARAMETER 2',	-
ROUTCDE=2,	ROUTING CODE-
DESC=5,	DESCRIPTOR CODE-
SUPP=NEVER,	SUPPRESSION CODE-
OPT=BLKSUP	MESSAGE PROCESSING OPTIONS
USSMSG MSG=IST1072I,	MESSAGE ID-
TEXT='IST1072I % HAS TOO MANY PARAMETERS-START OPTION IG-	-
NORED',	-
ROUTCDE=2,	ROUTING CODE-
DESC=5,	DESCRIPTOR CODE-
SUPP=NEVER,	SUPPRESSION CODE-
OPT=BLKSUP	MESSAGE PROCESSING OPTIONS
USSMSG MSG=IST1073I,	MESSAGE ID-
TEXT='IST1073I % CAN ONLY BE SPECIFIED AFTER OPTION %(2)-	-
,	-
ROUTCDE=2,	ROUTING CODE-
DESC=5,	DESCRIPTOR CODE-
SUPP=NEVER,	SUPPRESSION CODE-
OPT=BLKSUP	MESSAGE PROCESSING OPTIONS
USSMSG MSG=IST1074I,	MESSAGE ID-
TEXT='IST1074I PARAMETERS FOR % ARE NOT WITHIN THRESHOLD-	-
LIMITS',	-
ROUTCDE=2,	ROUTING CODE-
DESC=5,	DESCRIPTOR CODE-
SUPP=NEVER,	SUPPRESSION CODE-
OPT=BLKSUP	MESSAGE PROCESSING OPTIONS
USSMSG MSG=IST1075I,	MESSAGE ID-
TEXT='IST1075I PARAMETER % FOR %(2) IS NOT VALID',	-
ROUTCDE=2,	ROUTING CODE-
DESC=5,	DESCRIPTOR CODE-
SUPP=NEVER,	SUPPRESSION CODE-
OPT=BLKSUP	MESSAGE PROCESSING OPTIONS
USSMSG MSG=IST1076I,	MESSAGE ID-
TEXT='IST1076I VALUE DEFINED FOR HOSTPU, %, IS A RESERVE-	-
D KEYWORD',	-
ROUTCDE=2,	ROUTING CODE-
DESC=5,	DESCRIPTOR CODE-
SUPP=NEVER,	SUPPRESSION CODE-
OPT=BLKSUP	MESSAGE PROCESSING OPTIONS
USSMSG MSG=IST1077I,	MESSAGE ID-
TEXT='IST1077I OPTION % AFTER %(2) %(3) IS NOT VALID',	-
ROUTCDE=2,	ROUTING CODE-
DESC=5,	DESCRIPTOR CODE-
SUPP=NEVER,	SUPPRESSION CODE-
OPT=BLKSUP	MESSAGE PROCESSING OPTIONS
USSMSG MSG=IST1078I,	MESSAGE ID-
TEXT='IST1078I LIST START OPTION CANNOT BE IN START FILE-	-
-OPTION IGNORED',	-
ROUTCDE=2,	ROUTING CODE-
DESC=5,	DESCRIPTOR CODE-
SUPP=NEVER,	SUPPRESSION CODE-
OPT=BLKSUP	MESSAGE PROCESSING OPTIONS
USSMSG MSG=IST1079I,	MESSAGE ID-


```

TEXT='IST1079I % ACTIVATION CONTINUES - CANNOT ASSOCIATE-
%(2)',
ROUTCDE=2, ROUTING CODE-
DESC=5, DESCRIPTOR CODE-
SUPP=NEVER, SUPPRESSION CODE-
OPT=BLKSUP MESSAGE PROCESSING OPTIONS
USSMSG MSG=IST1080I, MESSAGE ID-
TEXT='IST1080I % STATION NAME = %(2)',
ROUTCDE=2, ROUTING CODE-
DESC=5, DESCRIPTOR CODE-
SUPP=NEVER, SUPPRESSION CODE-
OPT=BLKSUP MESSAGE PROCESSING OPTIONS
USSMSG MSG=IST1081I, MESSAGE ID-
TEXT='IST1081I ADJACENT LINK STATION = %',
ROUTCDE=2, ROUTING CODE-
DESC=5, DESCRIPTOR CODE-
SUPP=NEVER, SUPPRESSION CODE-
OPT=NOBLKSUP MESSAGE PROCESSING OPTIONS
USSMSG MSG=IST1082I, MESSAGE ID-
TEXT='IST1082I GENERATED ADDRESS FOR % %(2) FROM %(3)',
ROUTCDE=2, ROUTING CODE-
DESC=5, DESCRIPTOR CODE-
SUPP=NORM, SUPPRESSION CODE-
OPT=BLKSUP MESSAGE PROCESSING OPTIONS
USSMSG MSG=IST1083I, MESSAGE ID-
TEXT='IST1083I ERROR ACTIVATING ADJCP % SENSE = %(2)',
ROUTCDE=2, ROUTING CODE-
DESC=5, DESCRIPTOR CODE-
SUPP=SER, SUPPRESSION CODE-
OPT=BLKSUP MESSAGE PROCESSING OPTIONS
USSMSG MSG=IST1084I, MESSAGE ID-
TEXT='IST1084I START LIST IGNORED - % WILL BE USED',
ROUTCDE=2, ROUTING CODE-
DESC=5, DESCRIPTOR CODE-
SUPP=NEVER, SUPPRESSION CODE-
OPT=BLKSUP MESSAGE PROCESSING OPTIONS
USSMSG MSG=IST1085I, MESSAGE ID-
TEXT='IST1085I % ACTIVATION ERROR %(2) SENSE = %(3)',
ROUTCDE=2, ROUTING CODE-
DESC=5, DESCRIPTOR CODE-
SUPP=SER, SUPPRESSION CODE-
OPT=BLKSUP MESSAGE PROCESSING OPTIONS
USSMSG MSG=IST1086I, MESSAGE ID-
TEXT='IST1086I APPN CONNECTION FOR % IS ACTIVE - TGN = %-
(2)',
ROUTCDE=2, ROUTING CODE-
DESC=5, DESCRIPTOR CODE-
SUPP=NORM, SUPPRESSION CODE-
OPT=BLKSUP MESSAGE PROCESSING OPTIONS
USSMSG MSG=IST1088I, MESSAGE ID-
TEXT='IST1088I ADJCP % HAS BEEN DEACTIVATED',
ROUTCDE=2, ROUTING CODE-
DESC=5, DESCRIPTOR CODE-
SUPP=NORM, SUPPRESSION CODE-
OPT=BLKSUP MESSAGE PROCESSING OPTIONS
USSMSG MSG=IST1089I, MESSAGE ID-
TEXT='IST1089I MODIFY FAILED-TGP % DOES NOT EXIST',
ROUTCDE=2, ROUTING CODE-
DESC=5, DESCRIPTOR CODE-
SUPP=NEVER, SUPPRESSION CODE-
OPT=BLKSUP MESSAGE PROCESSING OPTIONS
USSMSG MSG=IST1090I, MESSAGE ID-
TEXT='IST1090I TGP FOR % %(2) IS SET TO %(3)',
ROUTCDE=2, ROUTING CODE-
DESC=5, DESCRIPTOR CODE-
SUPP=NORM, SUPPRESSION CODE-
OPT=BLKSUP MESSAGE PROCESSING OPTIONS
USSMSG MSG=IST1091I, MESSAGE ID-
TEXT='IST1091I MODIFY TGP FAILED - % %(2) IS UNKNOWN',
ROUTCDE=2, ROUTING CODE-
DESC=5, DESCRIPTOR CODE-
SUPP=NEVER, SUPPRESSION CODE-
OPT=BLKSUP MESSAGE PROCESSING OPTIONS
USSMSG MSG=IST1092I, MESSAGE ID-
TEXT='IST1092I MODIFY TGP FAILED, INSUFFICIENT STORAGE',
ROUTCDE=2, ROUTING CODE-
DESC=5, DESCRIPTOR CODE-
SUPP=NEVER, SUPPRESSION CODE-
OPT=NOBLKSUP MESSAGE PROCESSING OPTIONS
USSMSG MSG=IST1093I, MESSAGE ID-
TEXT='IST1093I % IS IGNORED-ONLY VALID WHEN %(2) IS SPEC-
IFIED',

```

ROUTCDE=2,	ROUTING CODE-
DESC=5,	DESCRIPTOR CODE-
SUPP=NEVER,	SUPPRESSION CODE-
OPT=BLKSUP	MESSAGE PROCESSING OPTIONS
USSMSG MSG=IST1094I,	MESSAGE ID-
TEXT='IST1094I GWSSCP VALUE FORCED TO NO-NODETYPE IS EN'	-
,ROUTCDE=2,	ROUTING CODE-
DESC=5,	DESCRIPTOR CODE-
SUPP=NEVER,	SUPPRESSION CODE-
OPT=BLKSUP	MESSAGE PROCESSING OPTIONS
USSMSG MSG=IST1095I,	MESSAGE ID-
TEXT='IST1095I INITIATION FAILED FOR % - NO LINK TO ADJC-	-
P',	-
ROUTCDE=2,	ROUTING CODE-
DESC=5,	DESCRIPTOR CODE-
SUPP=SER,	SUPPRESSION CODE-
OPT=BLKSUP	MESSAGE PROCESSING OPTIONS
USSMSG MSG=IST1096I,	MESSAGE ID-
TEXT='IST1096I CP-CP SESSIONS WITH % ACTIVATED',	-
ROUTCDE=2,	ROUTING CODE-
DESC=5,	DESCRIPTOR CODE-
SUPP=NORM,	SUPPRESSION CODE-
OPT=BLKSUP	MESSAGE PROCESSING OPTIONS
USSMSG MSG=IST1097I,	MESSAGE ID-
TEXT='IST1097I CP-CP SESSION WITH % TERMINATED',	-
ROUTCDE=2,	ROUTING CODE-
DESC=5,	DESCRIPTOR CODE-
SUPP=NORM,	SUPPRESSION CODE-
OPT=BLKSUP	MESSAGE PROCESSING OPTIONS
USSMSG MSG=IST1098I,	MESSAGE ID-
TEXT='IST1098I % DEACTIVATED, DEPLETING IO BUFFER POOL',	-
ROUTCDE=2,	ROUTING CODE-
DESC=5,	DESCRIPTOR CODE-
SUPP=NEVER,	SUPPRESSION CODE-
OPT=BLKSUP	MESSAGE PROCESSING OPTIONS
USSMSG MSG=IST1099I,	MESSAGE ID-
TEXT='IST1099I SESSION TERMINATED, DEPLETING % BUFFER PO-	-
OL',	-
ROUTCDE=2,	ROUTING CODE-
DESC=5,	DESCRIPTOR CODE-
SUPP=NEVER,	SUPPRESSION CODE-
OPT=BLKSUP	MESSAGE PROCESSING OPTIONS
USSMSG MSG=IST1100I,	MESSAGE ID-
TEXT='IST1100I ADJACENT CONTROL POINTS FROM MAJOR NODE %'	-
,	-
ROUTCDE=2,	ROUTING CODE-
DESC=5,	DESCRIPTOR CODE-
SUPP=NEVER,	SUPPRESSION CODE-
OPT=BLKSUP	MESSAGE PROCESSING OPTIONS
USSMSG MSG=IST1101I,	MESSAGE ID-
TEXT='IST1101I ADJCP DISPLAY SUMMARY FOR %',	-
ROUTCDE=2,	ROUTING CODE-
DESC=5,	DESCRIPTOR CODE-
SUPP=NEVER,	SUPPRESSION CODE-
OPT=BLKSUP	MESSAGE PROCESSING OPTIONS
USSMSG MSG=IST1102I,	MESSAGE ID-
TEXT='IST1102I NODENAME	NODETYPE CONNECTIONS CP-
CONNECTIONS NATIVE',	-
ROUTCDE=2,	ROUTING CODE-
DESC=5,	DESCRIPTOR CODE-
SUPP=NEVER,	SUPPRESSION CODE-
OPT=NOBLKSUP	MESSAGE PROCESSING OPTIONS
USSMSG MSG=IST1103I,	MESSAGE ID-
TEXT='IST1103I % (2) (3) (4) %'	-
(5)',	-
ROUTCDE=2,	ROUTING CODE-
DESC=5,	DESCRIPTOR CODE-
SUPP=NEVER,	SUPPRESSION CODE-
OPT=NOBLKSUP	MESSAGE PROCESSING OPTIONS
USSMSG MSG=IST1104I,	MESSAGE ID-
TEXT='IST1104I CONNECTION SUMMARY FOR %',	-
ROUTCDE=2,	ROUTING CODE-
DESC=5,	DESCRIPTOR CODE-
SUPP=NEVER,	SUPPRESSION CODE-
OPT=BLKSUP	MESSAGE PROCESSING OPTIONS
USSMSG MSG=IST1105I,	MESSAGE ID-
TEXT='IST1105I RESOURCE STATUS TGN CP-CP TG CHARACTERIST-	-
ICS',	-
ROUTCDE=2,	ROUTING CODE-
DESC=5,	DESCRIPTOR CODE-
SUPP=NEVER,	SUPPRESSION CODE-
OPT=NOBLKSUP	MESSAGE PROCESSING OPTIONS

```

USSMSG MSG=IST1106I, MESSAGE ID-
TEXT='IST1106I % (2) (3) (4) (5)', -
ROUTCDE=2, ROUTING CODE-
DESC=5, DESCRIPTOR CODE-
SUPP=NEVER, SUPPRESSION CODE-
OPT=NOBLKSUP MESSAGE PROCESSING OPTIONS
USSMSG MSG=IST1107I, MESSAGE ID-
TEXT='IST1107I TGP NAME TG CHARACTERISTICS', -
ROUTCDE=2, ROUTING CODE-
DESC=5, DESCRIPTOR CODE-
SUPP=NEVER, SUPPRESSION CODE-
OPT=NOBLKSUP MESSAGE PROCESSING OPTIONS
USSMSG MSG=IST1108I, MESSAGE ID-
TEXT='IST1108I % (2)', -
ROUTCDE=2, ROUTING CODE-
DESC=5, DESCRIPTOR CODE-
SUPP=NEVER, SUPPRESSION CODE-
OPT=NOBLKSUP MESSAGE PROCESSING OPTIONS
USSMSG MSG=IST1110I, MESSAGE ID-
TEXT='IST1110I ACTIVATION OF CP-CP SESSION WITH % FAILED-
', -
ROUTCDE=2, ROUTING CODE-
DESC=5, DESCRIPTOR CODE-
SUPP=SER, SUPPRESSION CODE-
OPT=BLKSUP MESSAGE PROCESSING OPTIONS
USSMSG MSG=IST1111I, MESSAGE ID-
TEXT='IST1111I ADJACENT NODE DOES NOT SUPPORT UNSOLICITE-
D BINDS', -
ROUTCDE=2, ROUTING CODE-
DESC=5, DESCRIPTOR CODE-
SUPP=SER, SUPPRESSION CODE-
OPT=BLKSUP MESSAGE PROCESSING OPTIONS
USSMSG MSG=IST1112I, MESSAGE ID-
TEXT='IST1112I CP ALREADY HAS A CP-CP SESSION WITH %', -
ROUTCDE=2, ROUTING CODE-
DESC=5, DESCRIPTOR CODE-
SUPP=SER, SUPPRESSION CODE-
OPT=BLKSUP MESSAGE PROCESSING OPTIONS
USSMSG MSG=IST1113I, MESSAGE ID-
TEXT='IST1113I EN-EN SESSION IS NOT VALID', -
ROUTCDE=2, ROUTING CODE-
DESC=5, DESCRIPTOR CODE-
SUPP=SER, SUPPRESSION CODE-
OPT=BLKSUP MESSAGE PROCESSING OPTIONS
USSMSG MSG=IST1114I, MESSAGE ID-
TEXT='IST1114I % START OPTION IGNORED - NOT VALID FOR %(-
2)', -
ROUTCDE=2, ROUTING CODE-
DESC=5, DESCRIPTOR CODE-
SUPP=NEVER, SUPPRESSION CODE-
OPT=BLKSUP MESSAGE PROCESSING OPTIONS
USSMSG MSG=IST1115I, MESSAGE ID-
TEXT='IST1115I CDRM NAME % IS DIFFERENT THAN SSCPNAME ST-
ART OPTION', -
ROUTCDE=2, ROUTING CODE-
DESC=6, DESCRIPTOR CODE-
SUPP=NEVER, SUPPRESSION CODE-
OPT=BLKSUP MESSAGE PROCESSING OPTIONS
USSMSG MSG=IST1116I, MESSAGE ID-
TEXT='IST1116I SSCP NAME % IS USED', -
ROUTCDE=2, ROUTING CODE-
DESC=6, DESCRIPTOR CODE-
SUPP=WARN, SUPPRESSION CODE-
OPT=BLKSUP MESSAGE PROCESSING OPTIONS
USSMSG MSG=IST1117I, MESSAGE ID-
TEXT='IST1117I PHYSICAL RESOURCE (PHYSRSC) % (2)', -
ROUTCDE=2, ROUTING CODE-
DESC=5, DESCRIPTOR CODE-
SUPP=WARN, SUPPRESSION CODE-
OPT=BLKSUP MESSAGE PROCESSING OPTIONS
USSMSG MSG=IST1118I, MESSAGE ID-
TEXT='IST1118I LINK DEFINITION FAILURE, CP = % TGN = %(2-
)', -
ROUTCDE=2, ROUTING CODE-
DESC=3, DESCRIPTOR CODE-
SUPP=NEVER, SUPPRESSION CODE-
OPT=BLKSUP MESSAGE PROCESSING OPTIONS
USSMSG MSG=IST1119I, MESSAGE ID-
TEXT='IST1119I FAILURE REASON - INSUFFICIENT STORAGE', -
ROUTCDE=2, ROUTING CODE-
DESC=3, DESCRIPTOR CODE-
SUPP=NEVER, SUPPRESSION CODE-

```

	OPT=BLKSUP	MESSAGE PROCESSING OPTIONS
USSMSG	MSG=IST1120I,	MESSAGE ID-
	TEXT='IST1120I % (2) DEFINITION FAILED-INSUFFICIENT STORAGE',	-
	ROUTCDE=2,	ROUTING CODE-
	DESC=5,	DESCRIPTOR CODE-
	SUPP=SER,	SUPPRESSION CODE-
	OPT=BLKSUP	MESSAGE PROCESSING OPTIONS
USSMSG	MSG=IST1121I,	MESSAGE ID-
	TEXT='IST1121I COSAPPN IN % (2) - PROCESSING CONTINUES',	-
	,ROUTCDE=2,	ROUTING CODE-
	DESC=5,	DESCRIPTOR CODE-
	SUPP=WARN,	SUPPRESSION CODE-
	OPT=BLKSUP	MESSAGE PROCESSING OPTIONS
USSMSG	MSG=IST1122I,	MESSAGE ID-
	TEXT='IST1122I CHKPT TO DATASET % WAS NOT SUCCESSFUL, CODE= % (2)',	-
	ROUTCDE=2,	ROUTING CODE-
	DESC=5,	DESCRIPTOR CODE-
	SUPP=WARN,	SUPPRESSION CODE-
	OPT=BLKSUP	MESSAGE PROCESSING OPTIONS
USSMSG	MSG=IST1123I,	MESSAGE ID-
	TEXT='IST1123I MODIFY CHKPT TO DATASET % WAS SUCCESSFUL',	-
	,ROUTCDE=2,	ROUTING CODE-
	DESC=5,	DESCRIPTOR CODE-
	SUPP=NEVER,	SUPPRESSION CODE-
	OPT=BLKSUP	MESSAGE PROCESSING OPTIONS
USSMSG	MSG=IST1124I,	MESSAGE ID-
	TEXT='IST1124I UNABLE TO REGISTER RESOURCES WITH %',	-
	ROUTCDE=2,	ROUTING CODE-
	DESC=3,	DESCRIPTOR CODE-
	SUPP=WARN,	SUPPRESSION CODE-
	OPT=BLKSUP	MESSAGE PROCESSING OPTIONS
USSMSG	MSG=IST1125I,	MESSAGE ID-
	TEXT='IST1125I END NODE IS NOT AUTHORIZED',	-
	ROUTCDE=2,	ROUTING CODE-
	DESC=3,	DESCRIPTOR CODE-
	SUPP=WARN,	SUPPRESSION CODE-
	OPT=BLKSUP	MESSAGE PROCESSING OPTIONS
USSMSG	MSG=IST1126I,	MESSAGE ID-
	TEXT='IST1126I END NODE NETID REJECTED',	-
	ROUTCDE=2,	ROUTING CODE-
	DESC=3,	DESCRIPTOR CODE-
	SUPP=WARN,	SUPPRESSION CODE-
	OPT=BLKSUP	MESSAGE PROCESSING OPTIONS
USSMSG	MSG=IST1127I,	MESSAGE ID-
	TEXT='IST1127I UNRECOGNIZED REGISTRATION REQUEST',	-
	ROUTCDE=2,	ROUTING CODE-
	DESC=3,	DESCRIPTOR CODE-
	SUPP=WARN,	SUPPRESSION CODE-
	OPT=BLKSUP	MESSAGE PROCESSING OPTIONS
USSMSG	MSG=IST1128I,	MESSAGE ID-
	TEXT='IST1128I PATH % IGNORED, % (2) - STORAGE SHORTAGE',	-
	ROUTCDE=2,	ROUTING CODE-
	DESC=5,	DESCRIPTOR CODE-
	SUPP=WARN,	SUPPRESSION CODE-
	OPT=BLKSUP,	MESSAGE PROCESSING OPTIONS-
	MSGLVL=START	ISSUE OLD MESSAGE
USSMSG	MSG=IST1129I,	MESSAGE ID-
	TEXT='IST1129I % FAILED, % (2) - DEACTIVATE PENDING',	-
	ROUTCDE=2,	ROUTING CODE-
	DESC=5,	DESCRIPTOR CODE-
	SUPP=SER,	SUPPRESSION CODE-
	OPT=BLKSUP,	MESSAGE PROCESSING OPTIONS-
	MSGLVL=START	ISSUE OLD MESSAGE
USSMSG	MSG=IST1130I,	MESSAGE ID-
	TEXT='IST1130I % FOR % (2) FAILED - STORAGE SHORTAGE',	-
	ROUTCDE=2,	ROUTING CODE-
	DESC=5,	DESCRIPTOR CODE-
	SUPP=SER,	SUPPRESSION CODE-
	OPT=BLKSUP,	MESSAGE PROCESSING OPTIONS-
	MSGLVL=START	ISSUE OLD MESSAGE
USSMSG	MSG=IST1131I,	MESSAGE ID-
	TEXT='IST1131I DEVICE = % (2)',	-
	ROUTCDE=2,	ROUTING CODE-
	DESC=5,	DESCRIPTOR CODE-
	SUPP=NEVER,	SUPPRESSION CODE-
	OPT=BLKSUP,	MESSAGE PROCESSING OPTIONS-
	MSGLVL=START	ISSUE OLD MESSAGE
USSMSG	MSG=IST1132I,	MESSAGE ID-
	TEXT='IST1132I % IS ACTIVE, TYPE = % (2)',	-
	ROUTCDE=2,	ROUTING CODE-

DESC=5,	DESCRIPTOR CODE-
SUPP=NORM,	SUPPRESSION CODE-
OPT=BLKSUP,	MESSAGE PROCESSING OPTIONS-
MSGLVL=START	ISSUE OLD MESSAGE
USSMSG MSG=IST1133I,	MESSAGE ID-
TEXT='IST1133I % IS NOW INACTIVE, TYPE = %(2)',	-
ROUTCDE=2,	ROUTING CODE-
DESC=5,	DESCRIPTOR CODE-
SUPP=NORM,	SUPPRESSION CODE-
OPT=BLKSUP,	MESSAGE PROCESSING OPTIONS-
MSGLVL=START	ISSUE OLD MESSAGE
USSMSG MSG=IST1134I,	MESSAGE ID-
TEXT='IST1134I % NOW HAS CONTROLLING LU %(2)',	-
ROUTCDE=2,	ROUTING CODE-
DESC=5,	DESCRIPTOR CODE-
SUPP=NORM,	SUPPRESSION CODE-
OPT=BLKSUP,	MESSAGE PROCESSING OPTIONS-
MSGLVL=START	ISSUE OLD MESSAGE
USSMSG MSG=IST1135I,	MESSAGE ID-
TEXT='IST1135I FORCED VARY INACT SCHEDULED FOR %',	-
ROUTCDE=(2,8,10),	ROUTING CODE-
DESC=5,	DESCRIPTOR CODE-
SUPP=WARN,	SUPPRESSION CODE-
OPT=BLKSUP,	MESSAGE PROCESSING OPTIONS-
MSGLVL=START	ISSUE OLD MESSAGE
USSMSG MSG=IST1136I,	MESSAGE ID-
TEXT='IST1136I VARY INACT % SCHEDULED - UNRECOVERABLE ER-	-
ROR',	-
ROUTCDE=(2,8,10),	ROUTING CODE-
DESC=5,	DESCRIPTOR CODE-
SUPP=WARN,	SUPPRESSION CODE-
OPT=BLKSUP,	MESSAGE PROCESSING OPTIONS-
MSGLVL=START	ISSUE OLD MESSAGE
USSMSG MSG=IST1137I,	MESSAGE ID-
TEXT='IST1137I % FAILED, %(2) - %(3)',	-
ROUTCDE=2,	ROUTING CODE-
DESC=5,	DESCRIPTOR CODE-
SUPP=SER,	SUPPRESSION CODE-
OPT=BLKSUP,	MESSAGE PROCESSING OPTIONS-
MSGLVL=START	ISSUE OLD MESSAGE
USSMSG MSG=IST1138I,	MESSAGE ID-
TEXT='IST1138I REQUIRED % %(2) %(3)',	-
ROUTCDE=8,	ROUTING CODE-
DESC=4,	DESCRIPTOR CODE-
SUPP=SER,	SUPPRESSION CODE-
OPT=BLKSUP,	MESSAGE PROCESSING OPTIONS-
MSGLVL=START	ISSUE OLD MESSAGE
USSMSG MSG=IST1139I,	MESSAGE ID-
TEXT='IST1139I % FOR %(2) FAILED - SENSE: %(3)',	-
ROUTCDE=2,	ROUTING CODE-
DESC=5,	DESCRIPTOR CODE-
SUPP=NORM,	SUPPRESSION CODE-
OPT=BLKSUP,	MESSAGE PROCESSING OPTIONS-
MSGLVL=START	ISSUE OLD MESSAGE
USSMSG MSG=IST1140I,	MESSAGE ID-
TEXT='IST1140I % FAILED %(2) - STATE %(3) NOT VALID',	-
ROUTCDE=2,	ROUTING CODE-
DESC=5,	DESCRIPTOR CODE-
SUPP=SER,	SUPPRESSION CODE-
OPT=BLKSUP,	MESSAGE PROCESSING OPTIONS-
MSGLVL=START	ISSUE OLD MESSAGE
USSMSG MSG=IST1141I,	MESSAGE ID-
TEXT='IST1141I % FOR %(2) OVERRIDDEN BY %(3)',	-
ROUTCDE=2,	ROUTING CODE-
DESC=5,	DESCRIPTOR CODE-
SUPP=SER,	SUPPRESSION CODE-
OPT=BLKSUP,	MESSAGE PROCESSING OPTIONS-
MSGLVL=START	ISSUE OLD MESSAGE
USSMSG MSG=IST1142I,	MESSAGE ID-
TEXT='IST1142I TRACE REQUEST FAILED - % NOT VALID',	-
ROUTCDE=2,	ROUTING CODE-
DESC=5,	DESCRIPTOR CODE-
SUPP=SER,	SUPPRESSION CODE-
OPT=BLKSUP,	MESSAGE PROCESSING OPTIONS-
MSGLVL=START	ISSUE OLD MESSAGE
USSMSG MSG=IST1143I,	MESSAGE ID-
TEXT='IST1143I TRACE TERMINATED FOR % %(2)',	-
ROUTCDE=2,	ROUTING CODE-
DESC=5,	DESCRIPTOR CODE-
SUPP=NORM,	SUPPRESSION CODE-
OPT=BLKSUP,	MESSAGE PROCESSING OPTIONS-
MSGLVL=START	ISSUE OLD MESSAGE

```

USSMSG MSG=IST1144I, MESSAGE ID-
TEXT='IST1144I TRACE INITIATED FOR % (2)', -
ROUTCDE=2, ROUTING CODE-
DESC=5, DESCRIPTOR CODE-
SUPP=NORM, SUPPRESSION CODE-
OPT=BLKSUP, MESSAGE PROCESSING OPTIONS-
MSGVLVL=START ISSUE OLD MESSAGE
USSMSG MSG=IST1145I, MESSAGE ID-
TEXT='IST1145I TRACE REQUEST FAILED, % - STORAGE SHORTAG-
E', -
ROUTCDE=2, ROUTING CODE-
DESC=5, DESCRIPTOR CODE-
SUPP=SER, SUPPRESSION CODE-
OPT=BLKSUP, MESSAGE PROCESSING OPTIONS-
MSGVLVL=START ISSUE OLD MESSAGE
USSMSG MSG=IST1146I, MESSAGE ID-
TEXT='IST1146I % (2) U = % (3) FAILED', -
ROUTCDE=2, ROUTING CODE-
DESC=5, DESCRIPTOR CODE-
SUPP=WARN, SUPPRESSION CODE-
OPT=BLKSUP, MESSAGE PROCESSING OPTIONS-
MSGVLVL=START ISSUE OLD MESSAGE
USSMSG MSG=IST1147I, MESSAGE ID-
TEXT='IST1147I % (2) LOGON= % (3) FAILED', -
ROUTCDE=2, ROUTING CODE-
DESC=5, DESCRIPTOR CODE-
SUPP=WARN, SUPPRESSION CODE-
OPT=BLKSUP, MESSAGE PROCESSING OPTIONS-
MSGVLVL=START ISSUE OLD MESSAGE
USSMSG MSG=IST1148I, MESSAGE ID-
TEXT='IST1148I % (2) RNAME = % (3) FAILED', -
ROUTCDE=2, ROUTING CODE-
DESC=5, DESCRIPTOR CODE-
SUPP=WARN, SUPPRESSION CODE-
OPT=BLKSUP, MESSAGE PROCESSING OPTIONS-
MSGVLVL=START ISSUE OLD MESSAGE
USSMSG MSG=IST1149I, MESSAGE ID-
TEXT='IST1149I VARY % PROCESSING FOR NODE % (2) COMPLETE'-
,ROUTCDE=8, ROUTING CODE-
DESC=4, DESCRIPTOR CODE-
SUPP=NORM, SUPPRESSION CODE-
OPT=BLKSUP, MESSAGE PROCESSING OPTIONS-
MSGVLVL=START ISSUE OLD MESSAGE
USSMSG MSG=IST1150I, MESSAGE ID-
TEXT='IST1150I % CHANGED: % (2) TO % (3)', -
ROUTCDE=8, ROUTING CODE-
DESC=5, DESCRIPTOR CODE-
SUPP=NEVER, SUPPRESSION CODE-
OPT=BLKSUP, MESSAGE PROCESSING OPTIONS-
MSGVLVL=START ISSUE OLD MESSAGE
USSMSG MSG=IST1151I, MESSAGE ID-
TEXT='IST1151I USERVAR % DEFINED: VALUE = % (2)', -
ROUTCDE=8, ROUTING CODE-
DESC=5, DESCRIPTOR CODE-
SUPP=NEVER, SUPPRESSION CODE-
OPT=BLKSUP, MESSAGE PROCESSING OPTIONS-
MSGVLVL=START ISSUE OLD MESSAGE
USSMSG MSG=IST1152I, MESSAGE ID-
TEXT='IST1152I % CONTROLLING LU % (2) REMOVED', -
ROUTCDE=2, ROUTING CODE-
DESC=5, DESCRIPTOR CODE-
SUPP=NORM, SUPPRESSION CODE-
OPT=BLKSUP, MESSAGE PROCESSING OPTIONS-
MSGVLVL=START ISSUE OLD MESSAGE
USSMSG MSG=IST1153I, MESSAGE ID-
TEXT='IST1153I % (2) SESSION % (3) BUF USE % (4)', -
ROUTCDE=2, ROUTING CODE-
DESC=5, DESCRIPTOR CODE-
SUPP=NEVER, SUPPRESSION CODE-
OPT=BLKSUP, MESSAGE PROCESSING OPTIONS-
MSGVLVL=START ISSUE OLD MESSAGE
USSMSG MSG=IST1154I, MESSAGE ID-
TEXT='IST1154I % (2) % (3)', -
ROUTCDE=2, ROUTING CODE-
DESC=5, DESCRIPTOR CODE-
SUPP=NEVER, SUPPRESSION CODE-
OPT=NOBLKSUP, MESSAGE PROCESSING OPTIONS-
MSGVLVL=START ISSUE OLD MESSAGE
USSMSG MSG=IST1155I, MESSAGE ID-
TEXT='IST1155I % VARY NOLOGON = % (2) FAILED', -
ROUTCDE=2, ROUTING CODE-
DESC=5, DESCRIPTOR CODE-

```

```

SUPP=SER, SUPPRESSION CODE-
OPT=BLKSUP, MESSAGE PROCESSING OPTIONS-
MSGVLV=START ISSUE OLD MESSAGE
USSMSG MSG=IST1156I, MESSAGE ID-
TEXT='IST1156I USERVAR % IN %(2) HAS VALUE %(3)', -
ROUTCDE=2, ROUTING CODE-
DESC=5, DESCRIPTOR CODE-
SUPP=NEVER, SUPPRESSION CODE-
OPT=BLKSUP, MESSAGE PROCESSING OPTIONS-
MSGVLV=START ISSUE OLD MESSAGE
USSMSG MSG=IST1157I, MESSAGE ID-
TEXT='IST1157I DUPLICATE REGISTRATION % %(2)', -
ROUTCDE=2, ROUTING CODE-
DESC=3, DESCRIPTOR CODE-
SUPP=WARN, SUPPRESSION CODE-
OPT=BLKSUP, MESSAGE PROCESSING OPTIONS
USSMSG MSG=IST1158I, MESSAGE ID-
TEXT='IST1158I MODIFY TOPO COMMAND FAILED, ID = %(2)', -
ROUTCDE=2, ROUTING CODE-
DESC=5, DESCRIPTOR CODE-
SUPP=NEVER, SUPPRESSION CODE-
OPT=BLKSUP, MESSAGE PROCESSING OPTIONS
USSMSG MSG=IST1159I, MESSAGE ID-
TEXT='IST1159I HOST NODE DATABASE ENTRY CANNOT BE DELETE-
D', -
ROUTCDE=2, ROUTING CODE-
DESC=5, DESCRIPTOR CODE-
SUPP=NEVER, SUPPRESSION CODE-
OPT=BLKSUP, MESSAGE PROCESSING OPTIONS
USSMSG MSG=IST1160I, MESSAGE ID-
TEXT='IST1160I TYPE=FORCE MUST BE SPECIFIED FOR LOCAL TG-
OR ADJACENT NODE', -
ROUTCDE=2, ROUTING CODE-
DESC=5, DESCRIPTOR CODE-
SUPP=NEVER, SUPPRESSION CODE-
OPT=BLKSUP, MESSAGE PROCESSING OPTIONS
USSMSG MSG=IST1161I, MESSAGE ID-
TEXT='IST1161I SSCP SESSIONS', -
ROUTCDE=2, ROUTING CODE-
DESC=5, DESCRIPTOR CODE-
SUPP=NEVER, SUPPRESSION CODE-
OPT=BLKSUP, MESSAGE PROCESSING OPTIONS
USSMSG MSG=IST1162I, MESSAGE ID-
TEXT='IST1162I % = %(2)', -
ROUTCDE=2, ROUTING CODE-
DESC=5, DESCRIPTOR CODE-
SUPP=NEVER, SUPPRESSION CODE-
OPT=NOBLKSUP, MESSAGE PROCESSING OPTIONS
USSMSG MSG=IST1163I, MESSAGE ID-
TEXT='IST1163I RSN HPR -
LEFT WEIGHT', -
ROUTCDE=2, ROUTING CODE-
DESC=5, DESCRIPTOR CODE-
SUPP=NEVER, SUPPRESSION CODE-
OPT=NOBLKSUP, MESSAGE PROCESSING OPTIONS
USSMSG MSG=IST1164I, MESSAGE ID-
TEXT='IST1164I % %(2) %-
(3) %(4)', -
ROUTCDE=2, ROUTING CODE-
DESC=5, DESCRIPTOR CODE-
SUPP=NEVER, SUPPRESSION CODE-
OPT=NOBLKSUP, MESSAGE PROCESSING OPTIONS
USSMSG MSG=IST1166I, MESSAGE ID-
TEXT='IST1166I VIRTUAL NODE % CONNECTION ACTIVATION FAIL-
ED', -
ROUTCDE=2, ROUTING CODE-
DESC=5, DESCRIPTOR CODE-
SUPP=WARN, SUPPRESSION CODE-
OPT=BLKSUP, MESSAGE PROCESSING OPTIONS
USSMSG MSG=IST1167I, MESSAGE ID-
TEXT='IST1167I VN % CONNECTION DEACTIVATION FAILED', -
ROUTCDE=2, ROUTING CODE-
DESC=5, DESCRIPTOR CODE-
SUPP=WARN, SUPPRESSION CODE-
OPT=BLKSUP, MESSAGE PROCESSING OPTIONS
USSMSG MSG=IST1168I, MESSAGE ID-
TEXT='IST1168I VIRTUAL NODE % CONNECTION ACTIVE', -
ROUTCDE=2, ROUTING CODE-
DESC=5, DESCRIPTOR CODE-
SUPP=NEVER, SUPPRESSION CODE-
OPT=BLKSUP, MESSAGE PROCESSING OPTIONS
USSMSG MSG=IST1169E, MESSAGE ID-

```

```

TEXT='IST1169E % REPLY ID FOR MESSAGE %(2) NOT AVAILABLE-
,
ROUTCDE=2, ROUTING CODE-
DESC=11, DESCRIPTOR CODE-
SUPP=NEVER, SUPPRESSION CODE-
OPT=BLKSUP MESSAGE PROCESSING OPTIONS
USSMSG MSG=IST1174I, MESSAGE ID-
TEXT='IST1174I SSCP NAME % ALREADY IN USE', -
ROUTCDE=2, ROUTING CODE-
DESC=4, DESCRIPTOR CODE-
SUPP=NORM, SUPPRESSION CODE-
OPT=BLKSUP MESSAGE PROCESSING OPTIONS
USSMSG MSG=IST1175I, MESSAGE ID-
TEXT='IST1175I ACTIVATION OF CDRM % FAILED - SSCP NAME C-
ONFLICT', -
ROUTCDE=2, ROUTING CODE-
DESC=5, DESCRIPTOR CODE-
SUPP=WARN, SUPPRESSION CODE-
OPT=BLKSUP MESSAGE PROCESSING OPTIONS
USSMSG MSG=IST1176I, MESSAGE ID-
TEXT='IST1176I BASIC FROZ-
EN', -
ROUTCDE=2, ROUTING CODE-
DESC=5, DESCRIPTOR CODE-
SUPP=NEVER, SUPPRESSION CODE-
OPT=NOBLKSUP MESSAGE PROCESSING OPTIONS
USSMSG MSG=IST1177I, MESSAGE ID-
TEXT='IST1177I % %(2) %(3) %(4)', -
ROUTCDE=2, ROUTING CODE-
DESC=5, DESCRIPTOR CODE-
SUPP=NEVER, SUPPRESSION CODE-
OPT=NOBLKSUP MESSAGE PROCESSING OPTIONS
USSMSG MSG=IST1183I, MESSAGE ID-
TEXT='IST1183I % EXIT RETURNED A CODE OF %(2) %(3) %(4)' -
,ROUTCDE=2, ROUTING CODE-
DESC=5, DESCRIPTOR CODE-
SUPP=SER, SUPPRESSION CODE-
OPT=BLKSUP MESSAGE PROCESSING OPTIONS
USSMSG MSG=IST1184I, MESSAGE ID-
TEXT='IST1184I CPNAME = % - NETSRVR = %(2)', -
ROUTCDE=2, ROUTING CODE-
DESC=5, DESCRIPTOR CODE-
SUPP=NEVER, SUPPRESSION CODE-
OPT=BLKSUP MESSAGE PROCESSING OPTIONS
USSMSG MSG=IST1185I, MESSAGE ID-
TEXT='IST1185I NAME = % - DIRECTORY ENTRY = %(2) %(3)', -
ROUTCDE=2, ROUTING CODE-
DESC=5, DESCRIPTOR CODE-
SUPP=NEVER, SUPPRESSION CODE-
OPT=BLKSUP MESSAGE PROCESSING OPTIONS
USSMSG MSG=IST1186I, MESSAGE ID-
TEXT='IST1186I DIRECTORY ENTRY = % %(2)', -
ROUTCDE=2, ROUTING CODE-
DESC=5, DESCRIPTOR CODE-
SUPP=NEVER, SUPPRESSION CODE-
OPT=BLKSUP MESSAGE PROCESSING OPTIONS
USSMSG MSG=IST1187I, MESSAGE ID-
TEXT='IST1187I % NOT VALID-APPN NOT SUPPORTED BY %(2)', -
ROUTCDE=2, ROUTING CODE-
DESC=5, DESCRIPTOR CODE-
SUPP=SER, SUPPRESSION CODE-
OPT=BLKSUP MESSAGE PROCESSING OPTIONS
USSMSG MSG=IST1188I, MESSAGE ID-
TEXT='IST1188I VTAM % STARTED AT %(2) ON %(3)', -
ROUTCDE=2, ROUTING CODE-
DESC=5, DESCRIPTOR CODE-
SUPP=NEVER, SUPPRESSION CODE-
OPT=BLKSUP MESSAGE PROCESSING OPTIONS
USSMSG MSG=IST1189I, MESSAGE ID-
TEXT='IST1189I % %(2)', -
ROUTCDE=2, ROUTING CODE-
DESC=5, DESCRIPTOR CODE-
SUPP=NEVER, SUPPRESSION CODE-
OPT=NOBLKSUP MESSAGE PROCESSING OPTIONS
USSMSG MSG=IST1190I, MESSAGE ID-
TEXT='IST1190I OPEN FAILED FOR % ABEND = %(2) RC = %(3)' -
,ROUTCDE=2, ROUTING CODE-
DESC=3, DESCRIPTOR CODE-
SUPP=NORM, SUPPRESSION CODE-
OPT=BLKSUP MESSAGE PROCESSING OPTIONS
USSMSG MSG=IST1191I, MESSAGE ID-
TEXT='IST1191I I/O ERROR ON % %(2)', -

```


ROUTCDE=2,	ROUTING CODE-
DESC=3,	DESCRIPTOR CODE-
SUPP=NORM,	SUPPRESSION CODE-
OPT=BLKSUP	MESSAGE PROCESSING OPTIONS
USSMSG MSG=IST1192I,	MESSAGE ID-
TEXT='IST1192I CLOSE FAILED FOR % ABEND = %(2) RC = %(3)-	-
,	-
ROUTCDE=2,	ROUTING CODE-
DESC=3,	DESCRIPTOR CODE-
SUPP=NORM,	SUPPRESSION CODE-
OPT=BLKSUP	MESSAGE PROCESSING OPTIONS
USSMSG MSG=IST1193I,	MESSAGE ID-
TEXT='IST1193I % SESSION DEACTIVATION FAILURE FOR %(2)',	-
ROUTCDE=2,	ROUTING CODE-
DESC=3,	DESCRIPTOR CODE-
SUPP=SER,	SUPPRESSION CODE-
OPT=BLKSUP	MESSAGE PROCESSING OPTIONS
USSMSG MSG=IST1194I,	MESSAGE ID-
TEXT='IST1194I DUPLICATE RESOURCE IS %',	-
ROUTCDE=2,	ROUTING CODE-
DESC=3,	DESCRIPTOR CODE-
SUPP=WARN,	SUPPRESSION CODE-
OPT=BLKSUP	MESSAGE PROCESSING OPTIONS
USSMSG MSG=IST1196I,	MESSAGE ID-
TEXT='IST1196I APPN CONNECTION FOR % INACTIVE - TGN = %(-	-
2)',	-
ROUTCDE=2,	ROUTING CODE-
DESC=5,	DESCRIPTOR CODE-
SUPP=NORM,	SUPPRESSION CODE-
OPT=BLKSUP	MESSAGE PROCESSING OPTIONS
USSMSG MSG=IST1197I,	MESSAGE ID-
TEXT='IST1197I ADJCP MAJOR NODE = %',	-
ROUTCDE=2,	ROUTING CODE-
DESC=5,	DESCRIPTOR CODE-
SUPP=NORM,	SUPPRESSION CODE-
OPT=BLKSUP	MESSAGE PROCESSING OPTIONS
USSMSG MSG=IST1198I,	MESSAGE ID-
TEXT='IST1198I % DELETED FROM DIRECTORY',	-
ROUTCDE=2,	ROUTING CODE-
DESC=5,	DESCRIPTOR CODE-
SUPP=NORM,	SUPPRESSION CODE-
OPT=BLKSUP	MESSAGE PROCESSING OPTIONS
USSMSG MSG=IST1199I,	MESSAGE ID-
TEXT='IST1199I % FOR %(2) FAILED, UNKNOWN RESOURCE',	-
ROUTCDE=2,	ROUTING CODE-
DESC=5,	DESCRIPTOR CODE-
SUPP=WARN,	SUPPRESSION CODE-
OPT=BLKSUP	MESSAGE PROCESSING OPTIONS
USSMSG MSG=IST1200I,	MESSAGE ID-
TEXT='IST1200I % TSO USERID TRACE = %(2)',	-
ROUTCDE=2,	ROUTING CODE-
DESC=5,	DESCRIPTOR CODE-
SUPP=NEVER,	SUPPRESSION CODE-
OPT=NOBLKSUP	MESSAGE PROCESSING OPTIONS
USSMSG MSG=IST1201I,	MESSAGE ID-
TEXT='IST1201I COMMAND REJECTED BY ITCMMND EXIT',	-
ROUTCDE=2,	ROUTING CODE-
DESC=5,	DESCRIPTOR CODE-
SUPP=SER,	SUPPRESSION CODE-
OPT=NOBLKSUP	MESSAGE PROCESSING OPTIONS
USSMSG MSG=IST1202I,	MESSAGE ID-
TEXT='IST1202I VALUE % FOR %(2) IS NOT A VALID NAME',	-
ROUTCDE=2,	ROUTING CODE-
DESC=5,	DESCRIPTOR CODE-
SUPP=NEVER,	SUPPRESSION CODE-
OPT=BLKSUP	MESSAGE PROCESSING OPTIONS
USSMSG MSG=IST1203I,	MESSAGE ID-
TEXT='IST1203I VALUE % FOR %(2) IS UNKNOWN RESOURCE',	-
ROUTCDE=2,	ROUTING CODE-
DESC=5,	DESCRIPTOR CODE-
SUPP=NEVER,	SUPPRESSION CODE-
OPT=BLKSUP	MESSAGE PROCESSING OPTIONS
USSMSG MSG=IST1204I,	MESSAGE ID-
TEXT='IST1204I VALUE % FOR %(2) NOT VALID FOR REQUEST',	-
ROUTCDE=2,	ROUTING CODE-
DESC=5,	DESCRIPTOR CODE-
SUPP=NEVER,	SUPPRESSION CODE-
OPT=BLKSUP	MESSAGE PROCESSING OPTIONS
USSMSG MSG=IST1205I,	MESSAGE ID-
TEXT='IST1205I MANAGEMENT SERVICES TRANSPORT UNAVAILABLE-	-
,	-
ROUTCDE=2,	ROUTING CODE-

```

DESC=5,                                DESCRIPTOR CODE-
SUPP=WARN,                             SUPPRESSION CODE-
OPT=BLKSUP                             MESSAGE PROCESSING OPTIONS
USSMSG MSG=IST1206I,                   MESSAGE ID-
TEXT='IST1206I LOAD FAILED FOR THE PROGRAM-TO-PROGRAM IN-
TERFACE',                             -
ROUTCDE=2,                             ROUTING CODE-
DESC=5,                                DESCRIPTOR CODE-
SUPP=WARN,                             SUPPRESSION CODE-
OPT=BLKSUP                             MESSAGE PROCESSING OPTIONS
USSMSG MSG=IST1207I,                   MESSAGE ID-
TEXT='IST1207I NETWORK MANAGEMENT IS INACTIVE', -
ROUTCDE=2,                             ROUTING CODE-
DESC=5,                                DESCRIPTOR CODE-
SUPP=WARN,                             SUPPRESSION CODE-
OPT=BLKSUP                             MESSAGE PROCESSING OPTIONS
USSMSG MSG=IST1208I,                   MESSAGE ID-
TEXT='IST1208I PROGRAM-TO-PROGRAM INTERFACE MODULE IS IN-
ACTIVE',                             -
ROUTCDE=2,                             ROUTING CODE-
DESC=5,                                DESCRIPTOR CODE-
SUPP=WARN,                             SUPPRESSION CODE-
OPT=BLKSUP                             MESSAGE PROCESSING OPTIONS
USSMSG MSG=IST1209I,                   MESSAGE ID-
TEXT='IST1209I PROGRAM-TO-PROGRAM INTERFACE MODULE STORA-
GE SHORTAGE',                         -
ROUTCDE=2,                             ROUTING CODE-
DESC=5,                                DESCRIPTOR CODE-
SUPP=WARN,                             SUPPRESSION CODE-
OPT=BLKSUP                             MESSAGE PROCESSING OPTIONS
USSMSG MSG=IST1211I,                   MESSAGE ID-
TEXT='IST1211I I/O ERROR % (2) % (3) % (4)', -
ROUTCDE=(2,8,10),                     ROUTING CODE-
DESC=4,                                DESCRIPTOR CODE-
SUPP=WARN,                             SUPPRESSION CODE-
OPT=BLKSUP,                             MESSAGE PROCESSING OPTIONS
MSGVLV=START                           ISSUE OLD MESSAGE
USSMSG MSG=IST1212I,                   MESSAGE ID-
TEXT='IST1212I % = % (2) STATUS = % (3)', -
ROUTCDE=(2,8),                         ROUTING CODE-
DESC=5,                                DESCRIPTOR CODE-
SUPP=NEVER,                             SUPPRESSION CODE-
OPT=BLKSUP,                             MESSAGE PROCESSING OPTIONS
MSGVLV=START                           ISSUE OLD MESSAGE
USSMSG MSG=IST1213I,                   MESSAGE ID-
TEXT='IST1213I % LU-LU VERIFY ERROR % (2)', -
ROUTCDE=2,                             ROUTING CODE-
DESC=5,                                DESCRIPTOR CODE-
SUPP=WARN,                             SUPPRESSION CODE-
OPT=BLKSUP,                             MESSAGE PROCESSING OPTIONS
MSGVLV=START                           ISSUE OLD MESSAGE
USSMSG MSG=IST1214I,                   MESSAGE ID-
TEXT='IST1214I FFST %',               -
ROUTCDE=2,                             ROUTING CODE-
DESC=5,                                DESCRIPTOR CODE-
SUPP=WARN,                             SUPPRESSION CODE-
OPT=BLKSUP,                             MESSAGE PROCESSING OPTIONS
USSMSG MSG=IST1215I,                   MESSAGE ID-
TEXT='IST1215I ERROR IN START LIST % - % (2)', -
ROUTCDE=2,                             ROUTING CODE-
DESC=5,                                DESCRIPTOR CODE-
SUPP=NEVER,                             SUPPRESSION CODE-
OPT=BLKSUP,                             MESSAGE PROCESSING OPTIONS
USSMSG MSG=IST1216A,                   MESSAGE ID-
TEXT='IST1216A ENTER 1 TO CONTINUE-2 TO REENTER LIST-3 T-
O TERMINATE VTAM',                   -
ROUTCDE=1,                             ROUTING CODE-
DESC=2,                                DESCRIPTOR CODE-
SUPP=NEVER,                             SUPPRESSION CODE-
OPT=BLKSUP,                             MESSAGE PROCESSING OPTIONS
USSMSG MSG=IST1217A,                   MESSAGE ID-
TEXT='IST1217A RESPONSE NOT VALID: REENTER 1, 2, OR 3', -
ROUTCDE=1,                             ROUTING CODE-
DESC=2,                                DESCRIPTOR CODE-
SUPP=NEVER,                             SUPPRESSION CODE-
OPT=BLKSUP,                             MESSAGE PROCESSING OPTIONS
USSMSG MSG=IST1218I,                   MESSAGE ID-
TEXT='IST1218I ACB ERROR FIELD = %', -
ROUTCDE=2,                             ROUTING CODE-
DESC=5,                                DESCRIPTOR CODE-
SUPP=NEVER,                             SUPPRESSION CODE-
OPT=BLKSUP                             MESSAGE PROCESSING OPTIONS

```

```

USSMSG MSG=IST1219I, MESSAGE ID-
TEXT='IST1219I RTNCD = %, FDB2 = %(2)', -
ROUTCDE=2, ROUTING CODE-
DESC=5, DESCRIPTOR CODE-
SUPP=NEVER, SUPPRESSION CODE-
OPT=BLKSUP MESSAGE PROCESSING OPTIONS
USSMSG MSG=IST1220I, MESSAGE ID-
TEXT='IST1220I SSCPNAME NETID CURRENT STATE ROUTING-
STATUS', -
ROUTCDE=8, ROUTING CODE-
DESC=5, DESCRIPTOR CODE-
SUPP=NEVER, SUPPRESSION CODE-
OPT=NOBLKSUP MESSAGE PROCESSING OPTIONS
USSMSG MSG=IST1221I, MESSAGE ID-
TEXT='IST1221I % DEV = %(2) STATUS = %(3) STATE = %(4)', -
ROUTCDE=2, ROUTING CODE-
DESC=5, DESCRIPTOR CODE-
SUPP=NEVER, SUPPRESSION CODE-
OPT=NOBLKSUP MESSAGE PROCESSING OPTIONS
USSMSG MSG=IST1222I, MESSAGE ID-
TEXT='IST1222I % DEVICE %(2) IS INOPERATIVE, NAME IS %(3-
)', -
ROUTCDE=2, ROUTING CODE-
DESC=4, DESCRIPTOR CODE-
SUPP=WARN, SUPPRESSION CODE-
OPT=BLKSUP MESSAGE PROCESSING OPTIONS
USSMSG MSG=IST1223I, MESSAGE ID-
TEXT='IST1223I BN NATIVE TIME -
LEFT LOCATE SIZE', -
ROUTCDE=2, ROUTING CODE-
DESC=5, DESCRIPTOR CODE-
SUPP=NEVER, SUPPRESSION CODE-
OPT=NOBLKSUP MESSAGE PROCESSING OPTIONS
USSMSG MSG=IST1224I, MESSAGE ID-
TEXT='IST1224I % %(2) %(3) -
%(4)', -
ROUTCDE=2, ROUTING CODE-
DESC=5, DESCRIPTOR CODE-
SUPP=NEVER, SUPPRESSION CODE-
OPT=NOBLKSUP MESSAGE PROCESSING OPTIONS
USSMSG MSG=IST1225I, MESSAGE ID-
TEXT='IST1225I VIRTUAL NODE % CONNECTION INACTIVE', -
ROUTCDE=2, ROUTING CODE-
DESC=5, DESCRIPTOR CODE-
SUPP=NEVER, SUPPRESSION CODE-
OPT=BLKSUP MESSAGE PROCESSING OPTIONS
USSMSG MSG=IST1226I, MESSAGE ID-
TEXT='IST1226I TOPOLOGY UPDATE FAILED, INSUFFICIENT STOR-
AGE', -
ROUTCDE=2, ROUTING CODE-
DESC=5, DESCRIPTOR CODE-
SUPP=WARN, SUPPRESSION CODE-
OPT=BLKSUP MESSAGE PROCESSING OPTIONS
USSMSG MSG=IST1227I, MESSAGE ID-
TEXT='IST1227I % %(2) = %(3)', -
ROUTCDE=2, ROUTING CODE-
DESC=5, DESCRIPTOR CODE-
SUPP=NEVER, SUPPRESSION CODE-
OPT=NOBLKSUP MESSAGE PROCESSING OPTIONS
USSMSG MSG=IST1228I, MESSAGE ID-
TEXT='IST1228I % FOR %(2) FAILED, CODE = %(3)', -
ROUTCDE=2, ROUTING CODE-
DESC=5, DESCRIPTOR CODE-
SUPP=WARN, SUPPRESSION CODE-
OPT=BLKSUP MESSAGE PROCESSING OPTIONS
USSMSG MSG=IST1229I, MESSAGE ID-
TEXT='IST1229I % FAILED, %(2) IS NOT A %(3)', -
ROUTCDE=2, ROUTING CODE-
DESC=5, DESCRIPTOR CODE-
SUPP=WARN, SUPPRESSION CODE-
OPT=BLKSUP MESSAGE PROCESSING OPTIONS
USSMSG MSG=IST1230I, MESSAGE ID-
TEXT='IST1230I TIME = % DATE = %(2) ID = -
%(3)', -
ROUTCDE=2, ROUTING CODE-
DESC=4, DESCRIPTOR CODE-
SUPP=NEVER, SUPPRESSION CODE-
OPT=NOBLKSUP MESSAGE PROCESSING OPTIONS
USSMSG MSG=IST1231I, MESSAGE ID-
TEXT='IST1231I IPDU = % OPDU = %(2)', -
ROUTCDE=2, ROUTING CODE-
DESC=4, DESCRIPTOR CODE-

```

```

SUPP=NEVER, SUPPRESSION CODE-
OPT=NOBLKSUP MESSAGE PROCESSING OPTIONS
USSMSG MSG=IST1232I, MESSAGE ID-
TEXT='IST1232I TSWEPT = % QSWEEP = %(2)', -
ROUTCDE=2, ROUTING CODE-
DESC=4, DESCRIPTOR CODE-
SUPP=NEVER, SUPPRESSION CODE-
OPT=NOBLKSUP MESSAGE PROCESSING OPTIONS
USSMSG MSG=IST1233I, MESSAGE ID-
TEXT='IST1233I DEV = % DIR = %(2)', -
ROUTCDE=2, ROUTING CODE-
DESC=4, DESCRIPTOR CODE-
SUPP=NEVER, SUPPRESSION CODE-
OPT=NOBLKSUP MESSAGE PROCESSING OPTIONS
USSMSG MSG=IST1234I, MESSAGE ID-
TEXT='IST1234I BSIZE = % MAXBYTES = %(2)', -
ROUTCDE=2, ROUTING CODE-
DESC=4, DESCRIPTOR CODE-
SUPP=NEVER, SUPPRESSION CODE-
OPT=NOBLKSUP MESSAGE PROCESSING OPTIONS
USSMSG MSG=IST1235I, MESSAGE ID-
TEXT='IST1235I SIO = % SLOWDOWN = %(2)', -
ROUTCDE=2, ROUTING CODE-
DESC=4, DESCRIPTOR CODE-
SUPP=NEVER, SUPPRESSION CODE-
OPT=NOBLKSUP MESSAGE PROCESSING OPTIONS
USSMSG MSG=IST1236I, MESSAGE ID-
TEXT='IST1236I BYTECNT = % BYTECNT = %(2) %(3)', -
ROUTCDE=2, ROUTING CODE-
DESC=5, DESCRIPTOR CODE-
SUPP=NEVER, SUPPRESSION CODE-
OPT=NOBLKSUP MESSAGE PROCESSING OPTIONS
USSMSG MSG=IST1237I, MESSAGE ID-
TEXT='IST1237I % = %(2) %(3)', -
ROUTCDE=2, ROUTING CODE-
DESC=5, DESCRIPTOR CODE-
SUPP=NEVER, SUPPRESSION CODE-
OPT=NOBLKSUP MESSAGE PROCESSING OPTIONS
USSMSG MSG=IST1238I, MESSAGE ID-
TEXT='IST1238I DSPNAME CURRENT MAXIMUM QUEUED', -
ROUTCDE=2, ROUTING CODE-
DESC=5, DESCRIPTOR CODE-
SUPP=NEVER, SUPPRESSION CODE-
OPT=NOBLKSUP MESSAGE PROCESSING OPTIONS
USSMSG MSG=IST1239I, MESSAGE ID-
TEXT='IST1239I % %(2) %(3) %(4)', -
ROUTCDE=2, ROUTING CODE-
DESC=5, DESCRIPTOR CODE-
SUPP=NEVER, SUPPRESSION CODE-
OPT=NOBLKSUP MESSAGE PROCESSING OPTIONS
USSMSG MSG=IST1240I, MESSAGE ID-
TEXT='IST1240I DSPNAME CURRENT MAXIMUM JOBNAM APPL -
COUNT', -
ROUTCDE=2, ROUTING CODE-
DESC=5, DESCRIPTOR CODE-
SUPP=NEVER, SUPPRESSION CODE-
OPT=NOBLKSUP MESSAGE PROCESSING OPTIONS
USSMSG MSG=IST1241I, MESSAGE ID-
TEXT='IST1241I % %(2) %(3) %(4) %(5) %(6)', -
ROUTCDE=2, ROUTING CODE-
DESC=5, DESCRIPTOR CODE-
SUPP=NEVER, SUPPRESSION CODE-
OPT=NOBLKSUP MESSAGE PROCESSING OPTIONS
USSMSG MSG=IST1242I, MESSAGE ID-
TEXT='IST1242I POOL CURRENT MAXIMUM % %(2) %(3) -
', -
ROUTCDE=2, ROUTING CODE-
DESC=5, DESCRIPTOR CODE-
SUPP=NEVER, SUPPRESSION CODE-
OPT=NOBLKSUP MESSAGE PROCESSING OPTIONS
USSMSG MSG=IST1243I, MESSAGE ID-
TEXT='IST1243I % %(2) %(3) %(4) %(5) %(6)', -
ROUTCDE=2, ROUTING CODE-
DESC=5, DESCRIPTOR CODE-
SUPP=NEVER, SUPPRESSION CODE-
OPT=NOBLKSUP MESSAGE PROCESSING OPTIONS
USSMSG MSG=IST1244I, MESSAGE ID-
TEXT='IST1244I TOTAL % POOL STORAGE USAGE: %(2) %(3)', -
ROUTCDE=2, ROUTING CODE-
DESC=5, DESCRIPTOR CODE-
SUPP=NEVER, SUPPRESSION CODE-
OPT=NOBLKSUP MESSAGE PROCESSING OPTIONS

```

```

USSMSG MSG=IST1245I, MESSAGE ID-
TEXT='IST1245I NO NETWORK NODE SERVER IS AVAILABLE FOR C-
P-CP SESSIONS', -
ROUTCDE=2, ROUTING CODE-
DESC=5, DESCRIPTOR CODE-
SUPP=SER, SUPPRESSION CODE-
OPT=BLKSUP MESSAGE PROCESSING OPTIONS
USSMSG MSG=IST1246I, MESSAGE ID-
TEXT='IST1246I ADJACENT CP NOT DEFINED IN CURRENT NETWOR-
K NODE SERVER LIST', -
ROUTCDE=2, ROUTING CODE-
DESC=5, DESCRIPTOR CODE-
SUPP=SER, SUPPRESSION CODE-
OPT=BLKSUP MESSAGE PROCESSING OPTIONS
USSMSG MSG=IST1247I, MESSAGE ID-
TEXT='IST1247I ALL ATTEMPTS TO ESTABLISH A SESSION WERE -
UNSUCCESSFUL', -
ROUTCDE=2, ROUTING CODE-
DESC=5, DESCRIPTOR CODE-
SUPP=SER, SUPPRESSION CODE-
OPT=BLKSUP MESSAGE PROCESSING OPTIONS
USSMSG MSG=IST1248I, MESSAGE ID-
TEXT='IST1248I DEACTIVATE LOCAL LINK BEFORE DELETING', -
ROUTCDE=2, ROUTING CODE-
DESC=5, DESCRIPTOR CODE-
SUPP=NEVER, SUPPRESSION CODE-
OPT=BLKSUP MESSAGE PROCESSING OPTIONS
USSMSG MSG=IST1249I, MESSAGE ID-
TEXT='IST1249I SYNTAX ERROR AT RECORD % IN MEMBER %(2)', -
ROUTCDE=2, ROUTING CODE-
DESC=5, DESCRIPTOR CODE-
SUPP=WARN, SUPPRESSION CODE-
OPT=BLKSUP MESSAGE PROCESSING OPTIONS
USSMSG MSG=IST1250I, MESSAGE ID-
TEXT='IST1250I NAME LEVEL MODULE STATUS', -
ROUTCDE=2, ROUTING CODE-
DESC=5, DESCRIPTOR CODE-
SUPP=NEVER, SUPPRESSION CODE-
OPT=NOBLKSUP MESSAGE PROCESSING OPTIONS
USSMSG MSG=IST1251I, MESSAGE ID-
TEXT='IST1251I % %(2) %(3) %(4)', -
ROUTCDE=2, ROUTING CODE-
DESC=5, DESCRIPTOR CODE-
SUPP=NEVER, SUPPRESSION CODE-
OPT=NOBLKSUP MESSAGE PROCESSING OPTIONS
USSMSG MSG=IST1252I, MESSAGE ID-
TEXT='IST1252I DEFINED NETWORK NODE SERVER LIST, NAME = -
%', -
ROUTCDE=2, ROUTING CODE-
DESC=5, DESCRIPTOR CODE-
SUPP=NEVER, SUPPRESSION CODE-
OPT=BLKSUP MESSAGE PROCESSING OPTIONS
USSMSG MSG=IST1253I, MESSAGE ID-
TEXT='IST1253I % %(2) %(3)', -
ROUTCDE=2, ROUTING CODE-
DESC=5, DESCRIPTOR CODE-
SUPP=NEVER, SUPPRESSION CODE-
OPT=NOBLKSUP MESSAGE PROCESSING OPTIONS
USSMSG MSG=IST1254I, MESSAGE ID-
TEXT='IST1254I SERVER LIST PROCESSED ORDER = %', -
ROUTCDE=2, ROUTING CODE-
DESC=5, DESCRIPTOR CODE-
SUPP=NEVER, SUPPRESSION CODE-
OPT=BLKSUP MESSAGE PROCESSING OPTIONS
USSMSG MSG=IST1255I, MESSAGE ID-
TEXT='IST1255I OTHER NETWORK NODES ALLOWED AS SERVERS', -
ROUTCDE=2, ROUTING CODE-
DESC=5, DESCRIPTOR CODE-
SUPP=NEVER, SUPPRESSION CODE-
OPT=BLKSUP MESSAGE PROCESSING OPTIONS
USSMSG MSG=IST1256I, MESSAGE ID-
TEXT='IST1256I CURRENT NETWORK NODE SERVER', -
ROUTCDE=2, ROUTING CODE-
DESC=5, DESCRIPTOR CODE-
SUPP=NEVER, SUPPRESSION CODE-
OPT=BLKSUP MESSAGE PROCESSING OPTIONS
USSMSG MSG=IST1257I, MESSAGE ID-
TEXT='IST1257I SEQUENCE NOT VALID, STATEMENT IGNORED, SK-
IPPING TO EOF', -
ROUTCDE=2, ROUTING CODE-
DESC=5, DESCRIPTOR CODE-
SUPP=WARN, SUPPRESSION CODE-

```

```

      OPT=BLKSUP                                MESSAGE PROCESSING OPTIONS
USSMSG MSG=IST1258I,                            MESSAGE ID-
      TEXT='IST1258I % IS NOT VALID FOR %(2)', -
      ROUTCDE=2,                                ROUTING CODE-
      DESC=5,                                  DESCRIPTOR CODE-
      SUPP=WARN,                              SUPPRESSION CODE-
      OPT=BLKSUP                                MESSAGE PROCESSING OPTIONS
USSMSG MSG=IST1259I,                            MESSAGE ID-
      TEXT='IST1259I VBUILD TYPE = % IS ONLY VALID FOR %(2)', -
      ROUTCDE=2,                                ROUTING CODE-
      DESC=5,                                  DESCRIPTOR CODE-
      SUPP=WARN,                              SUPPRESSION CODE-
      OPT=BLKSUP                                MESSAGE PROCESSING OPTIONS
USSMSG MSG=IST1260I,                            MESSAGE ID-
      TEXT='IST1260I % TRUNCATED - INSUFFICIENT STORAGE', -
      ROUTCDE=2,                                ROUTING CODE-
      DESC=5,                                  DESCRIPTOR CODE-
      SUPP=WARN,                              SUPPRESSION CODE-
      OPT=BLKSUP                                MESSAGE PROCESSING OPTIONS
USSMSG MSG=IST1261I,                            MESSAGE ID-
      TEXT='IST1261I ABEND OCCURRED DURING LINK DEFINITION', -
      ROUTCDE=2,                                ROUTING CODE-
      DESC=3,                                  DESCRIPTOR CODE-
      SUPP=NEVER,                              SUPPRESSION CODE-
      OPT=BLKSUP                                MESSAGE PROCESSING OPTIONS
USSMSG MSG=IST1262I,                            MESSAGE ID-
      TEXT='IST1262I MODULE % LOAD FAILED - %(2)', -
      ROUTCDE=2,                                ROUTING CODE-
      DESC=5,                                  DESCRIPTOR CODE-
      SUPP=NEVER,                              SUPPRESSION CODE-
      OPT=BLKSUP                                MESSAGE PROCESSING OPTIONS
USSMSG MSG=IST1263I,                            MESSAGE ID-
      TEXT='IST1263I % FOR %(2) FORCED COLD, %(3)', -
      ROUTCDE=2,                                ROUTING CODE-
      DESC=5,                                  DESCRIPTOR CODE-
      SUPP=WARN,                              SUPPRESSION CODE-
      OPT=BLKSUP,                              MESSAGE PROCESSING OPTIONS-
      MSGVLV=START                             ISSUE OLD MESSAGE
USSMSG MSG=IST1264I,                            MESSAGE ID-
      TEXT='IST1264I % FOR %(2) FAILED DURING DEFINITION', -
      ROUTCDE=2,                                ROUTING CODE-
      DESC=5,                                  DESCRIPTOR CODE-
      SUPP=SER,                                SUPPRESSION CODE-
      OPT=BLKSUP,                              MESSAGE PROCESSING OPTIONS-
      MSGVLV=START                             ISSUE OLD MESSAGE
USSMSG MSG=IST1265I,                            MESSAGE ID-
      TEXT='IST1265I % FOR %(2) FAILED - %(3)', -
      ROUTCDE=2,                                ROUTING CODE-
      DESC=5,                                  DESCRIPTOR CODE-
      SUPP=SER,                                SUPPRESSION CODE-
      OPT=BLKSUP,                              MESSAGE PROCESSING OPTIONS-
      MSGVLV=START                             ISSUE OLD MESSAGE
USSMSG MSG=IST1266I,                            MESSAGE ID-
      TEXT='IST1266I % FOR %(2) AFFECTS NEW SESSIONS ONLY', -
      ROUTCDE=2,                                ROUTING CODE-
      DESC=5,                                  DESCRIPTOR CODE-
      SUPP=INFO,                              SUPPRESSION CODE-
      OPT=BLKSUP,                              MESSAGE PROCESSING OPTIONS-
      MSGVLV=START                             ISSUE OLD MESSAGE
USSMSG MSG=IST1267I,                            MESSAGE ID-
      TEXT='IST1267I % FAILED - CANNOT DEFINE %(2)', -
      ROUTCDE=2,                                ROUTING CODE-
      DESC=5,                                  DESCRIPTOR CODE-
      SUPP=SER,                                SUPPRESSION CODE-
      OPT=BLKSUP,                              MESSAGE PROCESSING OPTIONS-
      MSGVLV=START                             ISSUE OLD MESSAGE
USSMSG MSG=IST1268I,                            MESSAGE ID-
      TEXT='IST1268I % DEACTIVATION %(2) FAILED: %(3)', -
      ROUTCDE=2,                                ROUTING CODE-
      DESC=5,                                  DESCRIPTOR CODE-
      SUPP=NORM,                              SUPPRESSION CODE-
      OPT=BLKSUP,                              MESSAGE PROCESSING OPTIONS-
      MSGVLV=START                             ISSUE OLD MESSAGE
USSMSG MSG=IST1269I,                            MESSAGE ID-
      TEXT='IST1269I % FOR %(2) FAILED', -
      ROUTCDE=2,                                ROUTING CODE-
      DESC=5,                                  DESCRIPTOR CODE-
      SUPP=SER,                                SUPPRESSION CODE-
      OPT=BLKSUP,                              MESSAGE PROCESSING OPTIONS-
      MSGVLV=START                             ISSUE OLD MESSAGE
USSMSG MSG=IST1270I,                            MESSAGE ID-
      TEXT='IST1270I % FAILED - %(2) NOT ACTIVE', -

```

ROUTCDE=2,	ROUTING CODE-
DESC=5,	DESCRIPTOR CODE-
SUPP=SER,	SUPPRESSION CODE-
OPT=BLKSUP,	MESSAGE PROCESSING OPTIONS-
MSGVL=START	ISSUE OLD MESSAGE
USSMSG MSG=IST1271I,	MESSAGE ID-
TEXT='IST1271I % FOR %(2) SCHEDULED BY %(3)',	-
ROUTCDE=2,	ROUTING CODE-
DESC=5,	DESCRIPTOR CODE-
SUPP=INFO,	SUPPRESSION CODE-
OPT=BLKSUP,	MESSAGE PROCESSING OPTIONS-
MSGVL=START	ISSUE OLD MESSAGE
USSMSG MSG=IST1272I,	MESSAGE ID-
TEXT='IST1272I % %(2) CONTINUES - %(3) UNDEFINED',	-
ROUTCDE=2,	ROUTING CODE-
DESC=5,	DESCRIPTOR CODE-
SUPP=WARN,	SUPPRESSION CODE-
OPT=BLKSUP,	MESSAGE PROCESSING OPTIONS-
MSGVL=START	ISSUE OLD MESSAGE
USSMSG MSG=IST1273I,	MESSAGE ID-
TEXT='IST1273I % %(2) FAILED: %(3) PENDING',	-
ROUTCDE=2,	ROUTING CODE-
DESC=5,	DESCRIPTOR CODE-
SUPP=SER,	SUPPRESSION CODE-
OPT=BLKSUP,	MESSAGE PROCESSING OPTIONS-
MSGVL=START	ISSUE OLD MESSAGE
USSMSG MSG=IST1274I,	MESSAGE ID-
TEXT='IST1274I % %(2) FAILED: %(3) NOT ACTIVE',	-
ROUTCDE=2,	ROUTING CODE-
DESC=5,	DESCRIPTOR CODE-
SUPP=SER,	SUPPRESSION CODE-
OPT=BLKSUP,	MESSAGE PROCESSING OPTIONS-
MSGVL=START	ISSUE OLD MESSAGE
USSMSG MSG=IST1275I,	MESSAGE ID-
TEXT='IST1275I % IGNORED ON %(2) %(3)',	-
ROUTCDE=2,	ROUTING CODE-
DESC=5,	DESCRIPTOR CODE-
SUPP=NORM,	SUPPRESSION CODE-
OPT=BLKSUP,	MESSAGE PROCESSING OPTIONS-
MSGVL=START	ISSUE OLD MESSAGE
USSMSG MSG=IST1276I,	MESSAGE ID-
TEXT='IST1276I % %(2) CDRM = %(3)',	-
ROUTCDE=8,	ROUTING CODE-
DESC=5,	DESCRIPTOR CODE-
SUPP=NEVER,	SUPPRESSION CODE-
OPT=NOBLKSUP,	MESSAGE PROCESSING OPTIONS-
MSGVL=START	ISSUE OLD MESSAGE
USSMSG MSG=IST1277I,	MESSAGE ID-
TEXT='IST1277I % %(2) %(3) %(4) %(5) %(6) FAILED',	-
ROUTCDE=2,	ROUTING CODE-
DESC=5,	DESCRIPTOR CODE-
SUPP=NORM,	SUPPRESSION CODE-
OPT=BLKSUP,	MESSAGE PROCESSING OPTIONS-
MSGVL=START	ISSUE OLD MESSAGE
USSMSG MSG=IST1278I,	MESSAGE ID-
TEXT='IST1278I % FROM %(2) TO %(3) FOR %(4)',	-
ROUTCDE=8,	ROUTING CODE-
DESC=4,	DESCRIPTOR CODE-
SUPP=INFO,	SUPPRESSION CODE-
OPT=BLKSUP,	MESSAGE PROCESSING OPTIONS-
MSGVL=START	ISSUE OLD MESSAGE
USSMSG MSG=IST1279I,	MESSAGE ID-
TEXT='IST1279I % NOT UPDATED, %(2) AND CDRSC CONFLICT',	-
ROUTCDE=2,	ROUTING CODE-
DESC=5,	DESCRIPTOR CODE-
SUPP=WARN,	SUPPRESSION CODE-
OPT=BLKSUP	MESSAGE PROCESSING OPTIONS
USSMSG MSG=IST1280I,	MESSAGE ID-
TEXT='IST1280I SESSION TYPE = % - SENSE = %(2)',	-
ROUTCDE=2,	ROUTING CODE-
DESC=5,	DESCRIPTOR CODE-
SUPP=SER,	SUPPRESSION CODE-
OPT=BLKSUP	MESSAGE PROCESSING OPTIONS
USSMSG MSG=IST1281I,	MESSAGE ID-
TEXT='IST1281I % ON %(2) MUST BE NETWORK QUALIFIED',	-
ROUTCDE=8,	ROUTING CODE-
DESC=5,	DESCRIPTOR CODE-
SUPP=SER,	SUPPRESSION CODE-
OPT=BLKSUP	MESSAGE PROCESSING OPTIONS
USSMSG MSG=IST1282I,	MESSAGE ID-
TEXT='IST1282I MESSAGE FROM % IN %(2)',	-
ROUTCDE=2,	ROUTING CODE-

DESC=4,	DESCRIPTOR CODE-
SUPP=INFO,	SUPPRESSION CODE-
OPT=BLKSUP	MESSAGE PROCESSING OPTIONS
USSMSG MSG=IST1283I,	MESSAGE ID-
TEXT='IST1283I MODIFY USERVAR COMMAND COMPLETE',	-
ROUTCDE=2,	ROUTING CODE-
DESC=5,	DESCRIPTOR CODE-
SUPP=NEVER,	SUPPRESSION CODE-
OPT=BLKSUP	MESSAGE PROCESSING OPTIONS
USSMSG MSG=IST1284I,	MESSAGE ID-
TEXT='IST1284I LUALIAS % IS %(2) FOR APPLICATIONS',	-
ROUTCDE=2,	ROUTING CODE-
DESC=5,	DESCRIPTOR CODE-
SUPP=NEVER,	SUPPRESSION CODE-
OPT=BLKSUP	MESSAGE PROCESSING OPTIONS
USSMSG MSG=IST1285I,	MESSAGE ID-
TEXT='IST1285I ADDRESS FOR % %(2) FROM %(3)',	-
ROUTCDE=2,	ROUTING CODE-
DESC=5,	DESCRIPTOR CODE-
SUPP=NORM,	SUPPRESSION CODE-
OPT=BLKSUP,	MESSAGE PROCESSING OPTIONS-
MSGVLV=START	ISSUE OLD MESSAGE
USSMSG MSG=IST1286I,	MESSAGE ID-
TEXT='IST1286I SHADOW PROCESSING FAILED, % - %(2) RESET'-	-
,ROUTCDE=2,	ROUTING CODE-
DESC=5,	DESCRIPTOR CODE-
SUPP=INFO,	SUPPRESSION CODE-
OPT=BLKSUP	MESSAGE PROCESSING OPTIONS
USSMSG MSG=IST1287I,	MESSAGE ID-
TEXT='IST1287I FAILURE REASON IS LUALIAS % ALREADY IN US-	-
E',	-
ROUTCDE=2,	ROUTING CODE-
DESC=5,	DESCRIPTOR CODE-
SUPP=INFO,	SUPPRESSION CODE-
OPT=BLKSUP	MESSAGE PROCESSING OPTIONS
USSMSG MSG=IST1288I,	MESSAGE ID-
TEXT='IST1288I TOPOLOGY DATASET RETRIEVAL WAS NOT SUCCE-	-
SFUL, CODE = %',	-
ROUTCDE=2,	ROUTING CODE-
DESC=5,	DESCRIPTOR CODE-
SUPP=WARN,	SUPPRESSION CODE-
OPT=BLKSUP	MESSAGE PROCESSING OPTIONS
USSMSG MSG=IST1289I,	MESSAGE ID-
TEXT='IST1289I FRSESET % PHYSICAL UNITS:',	-
ROUTCDE=2,	ROUTING CODE-
DESC=5,	DESCRIPTOR CODE-
SUPP=INFO,	SUPPRESSION CODE-
OPT=BLKSUP	MESSAGE PROCESSING OPTIONS
USSMSG MSG=IST1290I,	MESSAGE ID-
TEXT='IST1290I FRSESET HAS BEEN SUCCESSFULLY SENT TO NCP-	-
%',	-
ROUTCDE=2,	ROUTING CODE-
DESC=5,	DESCRIPTOR CODE-
SUPP=INFO,	SUPPRESSION CODE-
OPT=BLKSUP	MESSAGE PROCESSING OPTIONS
USSMSG MSG=IST1291I,	MESSAGE ID-
TEXT='IST1291I FRSESET WILL BE SENT TO THE NCP DURING PU-	-
ACTIVATION',	-
ROUTCDE=2,	ROUTING CODE-
DESC=5,	DESCRIPTOR CODE-
SUPP=NEVER,	SUPPRESSION CODE-
OPT=BLKSUP	MESSAGE PROCESSING OPTIONS
USSMSG MSG=IST1292I,	MESSAGE ID-
TEXT='IST1292I FRSESET WILL NOT BE SENT TO THE NCP DUE T-	-
O DEFINITION ERROR',	-
ROUTCDE=2,	ROUTING CODE-
DESC=5,	DESCRIPTOR CODE-
SUPP=NEVER,	SUPPRESSION CODE-
OPT=BLKSUP	MESSAGE PROCESSING OPTIONS
USSMSG MSG=IST1293I,	MESSAGE ID-
TEXT='IST1293I CMIP SERVICES IS ACTIVE',	-
ROUTCDE=2,	ROUTING CODE-
DESC=5,	DESCRIPTOR CODE-
SUPP=NEVER,	SUPPRESSION CODE-
OPT=BLKSUP	MESSAGE PROCESSING OPTIONS
USSMSG MSG=IST1294I,	MESSAGE ID-
TEXT='IST1294I FRSESET HAS BEEN SENT TO NCP % BUT FAILUR-	-
E OCCURRED',	-
ROUTCDE=2,	ROUTING CODE-
DESC=5,	DESCRIPTOR CODE-
SUPP=INFO,	SUPPRESSION CODE-
OPT=BLKSUP	MESSAGE PROCESSING OPTIONS

USSMSG MSG=IST1295I,	MESSAGE ID-
TEXT='IST1295I CP NAME	NODETYPE ROUTERES CONGE-
STION CP-CP WEIGHT',	-
ROUTCDE=2,	ROUTING CODE-
DESC=5,	DESCRIPTOR CODE-
SUPP=NEVER,	SUPPRESSION CODE-
OPT=NOBLKSUP	MESSAGE PROCESSING OPTIONS
USSMSG MSG=IST1296I,	MESSAGE ID-
TEXT='IST1296I % (2) % (3) % (4) % (5) % (6)',	-
ROUTCDE=2,	ROUTING CODE-
DESC=5,	DESCRIPTOR CODE-
SUPP=NEVER,	SUPPRESSION CODE-
OPT=NOBLKSUP	MESSAGE PROCESSING OPTIONS
USSMSG MSG=IST1297I,	MESSAGE ID-
TEXT='IST1297I	ICN/MDH CDSERVR RSN -
HPR',	-
ROUTCDE=2,	ROUTING CODE-
DESC=5,	DESCRIPTOR CODE-
SUPP=NEVER,	SUPPRESSION CODE-
OPT=NOBLKSUP	MESSAGE PROCESSING OPTIONS
USSMSG MSG=IST1298I,	MESSAGE ID-
TEXT='IST1298I	% (2) % (3) % (4) % (5) % (6)',
(4)',	-
ROUTCDE=2,	ROUTING CODE-
DESC=5,	DESCRIPTOR CODE-
SUPP=NEVER,	SUPPRESSION CODE-
OPT=NOBLKSUP	MESSAGE PROCESSING OPTIONS
USSMSG MSG=IST1299I,	MESSAGE ID-
TEXT='IST1299I TRANSMISSION GROUPS ORIGINATING AT CP %',	-
ROUTCDE=2,	ROUTING CODE-
DESC=5,	DESCRIPTOR CODE-
SUPP=NEVER,	SUPPRESSION CODE-
OPT=NOBLKSUP	MESSAGE PROCESSING OPTIONS
USSMSG MSG=IST1300I,	MESSAGE ID-
TEXT='IST1300I DESTINATION CP TGN STATUS TGTYP-	-
E VALUE WEIGHT',	-
ROUTCDE=2,	ROUTING CODE-
DESC=5,	DESCRIPTOR CODE-
SUPP=NEVER,	SUPPRESSION CODE-
OPT=NOBLKSUP	MESSAGE PROCESSING OPTIONS
USSMSG MSG=IST1301I,	MESSAGE ID-
TEXT='IST1301I % (2) % (3) % (4) % (5) % (6)',	-
ROUTCDE=2,	ROUTING CODE-
DESC=5,	DESCRIPTOR CODE-
SUPP=NEVER,	SUPPRESSION CODE-
OPT=NOBLKSUP	MESSAGE PROCESSING OPTIONS
USSMSG MSG=IST1302I,	MESSAGE ID-
TEXT='IST1302I	CAPACITY PDELAY COSTT-
IME COSTBYTE',	-
ROUTCDE=2,	ROUTING CODE-
DESC=5,	DESCRIPTOR CODE-
SUPP=NEVER,	SUPPRESSION CODE-
OPT=NOBLKSUP	MESSAGE PROCESSING OPTIONS
USSMSG MSG=IST1303I,	MESSAGE ID-
TEXT='IST1303I	% (2) % (3) % (4) % (5) % (6)',
(4)',	-
ROUTCDE=2,	ROUTING CODE-
DESC=5,	DESCRIPTOR CODE-
SUPP=NEVER,	SUPPRESSION CODE-
OPT=NOBLKSUP	MESSAGE PROCESSING OPTIONS
USSMSG MSG=IST1304I,	MESSAGE ID-
TEXT='IST1304I	SECURITY UPARM1 UPARM-
2 UPARM3',	-
ROUTCDE=2,	ROUTING CODE-
DESC=5,	DESCRIPTOR CODE-
SUPP=NEVER,	SUPPRESSION CODE-
OPT=NOBLKSUP	MESSAGE PROCESSING OPTIONS
USSMSG MSG=IST1305I,	MESSAGE ID-
TEXT='IST1305I	% (2) % (3) % (4) % (5) % (6)',
(4)',	-
ROUTCDE=2,	ROUTING CODE-
DESC=5,	DESCRIPTOR CODE-
SUPP=NEVER,	SUPPRESSION CODE-
OPT=NOBLKSUP	MESSAGE PROCESSING OPTIONS
USSMSG MSG=IST1306I,	MESSAGE ID-
TEXT='IST1306I LAST CHECKPOINT ADJ NN EN SERVED E-	-
N CDSERVR ICN BN',	-
ROUTCDE=2,	ROUTING CODE-
DESC=5,	DESCRIPTOR CODE-
SUPP=NEVER,	SUPPRESSION CODE-
OPT=NOBLKSUP	MESSAGE PROCESSING OPTIONS
USSMSG MSG=IST1307I,	MESSAGE ID-

```

TEXT='IST1307I % (2) (3) (4) (5) (6) (7) %-
(8) (9)',
ROUTCDE=2, ROUTING CODE-
DESC=5, DESCRIPTOR CODE-
SUPP=NEVER, SUPPRESSION CODE-
OPT=NOBLKSUP MESSAGE PROCESSING OPTIONS
USSMSG MSG=IST1308I, MESSAGE ID-
TEXT='IST1308I RESOURCE WAS NOT FOUND IN THE TOPOLOGY DA-
TABASE',
ROUTCDE=2, ROUTING CODE-
DESC=5, DESCRIPTOR CODE-
SUPP=NEVER, SUPPRESSION CODE-
OPT=NOBLKSUP MESSAGE PROCESSING OPTIONS
USSMSG MSG=IST1309I, MESSAGE ID-
TEXT='IST1309I START OPTION CURRENT VALUE ORIGINAL -
VALUE ORIGIN',
ROUTCDE=2, ROUTING CODE-
DESC=5, DESCRIPTOR CODE-
SUPP=NEVER, SUPPRESSION CODE-
OPT=NOBLKSUP MESSAGE PROCESSING OPTIONS
USSMSG MSG=IST1310I, MESSAGE ID-
TEXT='IST1310I % (2) (3) (4)',
ROUTCDE=2, ROUTING CODE-
DESC=5, DESCRIPTOR CODE-
SUPP=NEVER, SUPPRESSION CODE-
OPT=NOBLKSUP MESSAGE PROCESSING OPTIONS
USSMSG MSG=IST1311A, MESSAGE ID-
TEXT='IST1311A ENTER START OPTION OVERRIDES OR ENTER HAL-
T TO EXIT VTAM',
ROUTCDE=2, ROUTING CODE-
DESC=1, DESCRIPTOR CODE-
SUPP=NEVER, SUPPRESSION CODE-
OPT=BLKSUP MESSAGE PROCESSING OPTIONS
USSMSG MSG=IST1312I, MESSAGE ID-
TEXT='IST1312I NO START OPTIONS HAVE BEEN MODIFIED',
ROUTCDE=2, ROUTING CODE-
DESC=5, DESCRIPTOR CODE-
SUPP=NEVER, SUPPRESSION CODE-
OPT=BLKSUP MESSAGE PROCESSING OPTIONS
USSMSG MSG=IST1313I, MESSAGE ID-
TEXT='IST1313I NO TRACES ACTIVE FOR %',
ROUTCDE=2, ROUTING CODE-
DESC=5, DESCRIPTOR CODE-
SUPP=NEVER, SUPPRESSION CODE-
OPT=BLKSUP MESSAGE PROCESSING OPTIONS
USSMSG MSG=IST1314I, MESSAGE ID-
TEXT='IST1314I TRLE = % STATUS = (2) CONTROL = (3)',
ROUTCDE=2, ROUTING CODE-
DESC=5, DESCRIPTOR CODE-
SUPP=NEVER, SUPPRESSION CODE-
OPT=NOBLKSUP MESSAGE PROCESSING OPTIONS
USSMSG MSG=IST1315I, MESSAGE ID-
TEXT='IST1315I DISPLAY TRUNCATED AT % = (2)',
ROUTCDE=2, ROUTING CODE-
DESC=5, DESCRIPTOR CODE-
SUPP=NEVER, SUPPRESSION CODE-
OPT=BLKSUP MESSAGE PROCESSING OPTIONS
USSMSG MSG=IST1316I, MESSAGE ID-
TEXT='IST1316I PU NAME = % STATUS = (2) TRLE = (3)',
ROUTCDE=2, ROUTING CODE-
DESC=5, DESCRIPTOR CODE-
SUPP=NEVER, SUPPRESSION CODE-
OPT=NOBLKSUP MESSAGE PROCESSING OPTIONS
USSMSG MSG=IST1317I, MESSAGE ID-
TEXT='IST1317I DLCADDR SUBFIELDS FOR PID: % (2)',
ROUTCDE=2, ROUTING CODE-
DESC=5, DESCRIPTOR CODE-
SUPP=NEVER, SUPPRESSION CODE-
OPT=BLKSUP MESSAGE PROCESSING OPTIONS
USSMSG MSG=IST1318I, MESSAGE ID-
TEXT='IST1318I %',
ROUTCDE=2, ROUTING CODE-
DESC=5, DESCRIPTOR CODE-
SUPP=NEVER, SUPPRESSION CODE-
OPT=BLKSUP MESSAGE PROCESSING OPTIONS
USSMSG MSG=IST1319I, MESSAGE ID-
TEXT='IST1319I %',
ROUTCDE=2, ROUTING CODE-
DESC=5, DESCRIPTOR CODE-
SUPP=NEVER, SUPPRESSION CODE-
OPT=NOBLKSUP MESSAGE PROCESSING OPTIONS
USSMSG MSG=IST1320I, MESSAGE ID-

```

```

TEXT='IST1320I % IS ONLY VALID AT %(2)',
ROUTCDE=2,
DESC=5,
SUPP=SER,
OPT=BLKSUP
USSMSG MSG=IST1321I,
TEXT='IST1321I TABLE FOR % %(2)',
ROUTCDE=2,
DESC=5,
SUPP=NEVER,
OPT=BLKSUP
USSMSG MSG=IST1322I,
TEXT='IST1322I NON-NATIVE NATIVE',
ROUTCDE=2,
DESC=5,
SUPP=NEVER,
OPT=NOBLKSUP
USSMSG MSG=IST1323I,
TEXT='IST1323I % %(2) %(3)',
ROUTCDE=2,
DESC=5,
SUPP=NEVER,
OPT=NOBLKSUP
USSMSG MSG=IST1324I,
TEXT='IST1324I VNNAME = % VNGROUP = %(2) %(3)',
ROUTCDE=2,
DESC=5,
SUPP=NEVER,
OPT=NOBLKSUP
USSMSG MSG=IST1326I,
TEXT='IST1326I CP NAME TYPE STATE STAT-
US SNVC',
ROUTCDE=2,
DESC=5,
SUPP=NEVER,
OPT=NOBLKSUP
USSMSG MSG=IST1327I,
TEXT='IST1327I % %(2) %(3) %(4) %(5)',
ROUTCDE=2,
DESC=5,
SUPP=NEVER,
OPT=NOBLKSUP
USSMSG MSG=IST1328I,
TEXT='IST1328I TRLE % NOT FOUND',
ROUTCDE=2,
DESC=5,
SUPP=NEVER,
OPT=BLKSUP
USSMSG MSG=IST1329I,
TEXT='IST1329I % %(2) FAILED - VIRTUAL NODE NOT DEFINED',
ROUTCDE=2,
DESC=5,
SUPP=NEVER,
OPT=BLKSUP
USSMSG MSG=IST1330I,
TEXT='IST1330I % CANNOT BE ACTIVATED FROM %(2)',
ROUTCDE=2,
DESC=5,
SUPP=INFO,
OPT=BLKSUP
USSMSG MSG=IST1331I,
TEXT='IST1331I % IS INACTIVE',
ROUTCDE=2,
DESC=5,
SUPP=SER,
OPT=BLKSUP
USSMSG MSG=IST1332I,
TEXT='IST1332I CMIP SERVICES LOAD FAILED FOR % IN %(2)',
ROUTCDE=2,
DESC=5,
SUPP=WARN,
OPT=BLKSUP
USSMSG MSG=IST1333I,
TEXT='IST1333I ADJLIST = %',
ROUTCDE=2,
DESC=5,
SUPP=NEVER,
OPT=BLKSUP
USSMSG MSG=IST1334I,
TEXT='IST1334I TGN NOT AVAILABLE',
ROUTCDE=2,
DESC=5,

```

	SUPP=WARN,		SUPPRESSION CODE-
	OPT=BLKSUP		MESSAGE PROCESSING OPTIONS
USSMSG	MSG=IST1335I,		MESSAGE ID-
	TEXT='IST1335I % HAS NO ADJCDRM STATEMENT FOR ADJLIST %(-		-
	2)',		-
	ROUTCDE=2,		ROUTING CODE-
	DESC=5,		DESCRIPTOR CODE-
	SUPP=WARN,		SUPPRESSION CODE-
	OPT=BLKSUP		MESSAGE PROCESSING OPTIONS
USSMSG	MSG=IST1336I,		MESSAGE ID-
	TEXT='IST1336I % ACTIVATION FAILED = CONFLICTING %(2) VA-		-
	LUES',		-
	ROUTCDE=2,		ROUTING CODE-
	DESC=5,		DESCRIPTOR CODE-
	SUPP=INFO,		SUPPRESSION CODE-
	OPT=BLKSUP		MESSAGE PROCESSING OPTIONS
USSMSG	MSG=IST1337I,		MESSAGE ID-
	TEXT='IST1337I % ON %(2) IGNORED - ONLY VALID FOR BN',		-
	ROUTCDE=2,		ROUTING CODE-
	DESC=5,		DESCRIPTOR CODE-
	SUPP=INFO,		SUPPRESSION CODE-
	OPT=BLKSUP		MESSAGE PROCESSING OPTIONS
USSMSG	MSG=IST1338I,		MESSAGE ID-
	TEXT='IST1338I % VALUE ON %(2) IGNORED-VALUES CONFLICT',		-
	ROUTCDE=2,		ROUTING CODE-
	DESC=5,		DESCRIPTOR CODE-
	SUPP=INFO,		SUPPRESSION CODE-
	OPT=BLKSUP		MESSAGE PROCESSING OPTIONS
USSMSG	MSG=IST1342I,		MESSAGE ID-
	TEXT='IST1342I DNSUFFIX = %',		-
	ROUTCDE=8,		ROUTING CODE-
	DESC=5,		DESCRIPTOR CODE-
	SUPP=NEVER,		SUPPRESSION CODE-
	OPT=BLKSUP		MESSAGE PROCESSING OPTIONS
USSMSG	MSG=IST1343I,		MESSAGE ID-
	TEXT='IST1343I %',		-
	ROUTCDE=8,		ROUTING CODE-
	DESC=5,		DESCRIPTOR CODE-
	SUPP=NEVER,		SUPPRESSION CODE-
	OPT=NOBLKSUP		MESSAGE PROCESSING OPTIONS
USSMSG	MSG=IST1345I,		MESSAGE ID-
	TEXT='IST1345I ID VALUE DESCRIPTION',		-
	ROUTCDE=2,		ROUTING CODE-
	DESC=5,		DESCRIPTOR CODE-
	SUPP=NEVER,		SUPPRESSION CODE-
	OPT=NOBLKSUP		MESSAGE PROCESSING OPTIONS
USSMSG	MSG=IST1346I,		MESSAGE ID-
	TEXT='IST1346I NCP DOES NOT SUPPORT CONNECTION NETWORK F-		-
	UNCTION',		-
	ROUTCDE=2,		ROUTING CODE-
	DESC=5,		DESCRIPTOR CODE-
	SUPP=WARN,		SUPPRESSION CODE-
	OPT=BLKSUP		MESSAGE PROCESSING OPTIONS
USSMSG	MSG=IST1347I,		MESSAGE ID-
	TEXT='IST1347I INSUFFICIENT STORAGE TO DELAY DISCONNECT -		-
	OF %',		-
	ROUTCDE=2,		ROUTING CODE-
	DESC=5,		DESCRIPTOR CODE-
	SUPP=NORM,		SUPPRESSION CODE-
	OPT=BLKSUP		MESSAGE PROCESSING OPTIONS
USSMSG	MSG=IST1348I,		MESSAGE ID-
	TEXT='IST1348I VTAM STARTED AS %',		-
	ROUTCDE=2,		ROUTING CODE-
	DESC=5,		DESCRIPTOR CODE-
	SUPP=NEVER,		SUPPRESSION CODE-
	OPT=BLKSUP		MESSAGE PROCESSING OPTIONS
USSMSG	MSG=IST1349I,		MESSAGE ID-
	TEXT='IST1349I COMPONENT ID IS %',		-
	ROUTCDE=2,		ROUTING CODE-
	DESC=5,		DESCRIPTOR CODE-
	SUPP=NEVER,		SUPPRESSION CODE-
	OPT=BLKSUP		MESSAGE PROCESSING OPTIONS
USSMSG	MSG=IST1350I,		MESSAGE ID-
	TEXT='IST1350I DEFINITION ERROR: %',		-
	ROUTCDE=2,		ROUTING CODE-
	DESC=5,		DESCRIPTOR CODE-
	SUPP=WARN,		SUPPRESSION CODE-
	OPT=BLKSUP		MESSAGE PROCESSING OPTIONS
USSMSG	MSG=IST1351I,		MESSAGE ID-
	TEXT='IST1351I DLURNAME DIALNUMBER		-
	PID GID CNT',		-
	ROUTCDE=2,		ROUTING CODE-

DESC=5,	DESCRIPTOR CODE-
SUPP=NEVER,	SUPPRESSION CODE-
OPT=NOBLKSUP	MESSAGE PROCESSING OPTIONS
USSMSG MSG=IST1352I,	MESSAGE ID-
TEXT='IST1352I DLUR NAME	DLUS CONWINNER STATE -
DLUS CONLOSER STATE',	-
ROUTCDE=2,	ROUTING CODE-
DESC=5,	DESCRIPTOR CODE-
SUPP=NEVER,	SUPPRESSION CODE-
OPT=NOBLKSUP	MESSAGE PROCESSING OPTIONS
USSMSG MSG=IST1353I,	MESSAGE ID-
TEXT='IST1353I % (2) % (3)',	-
ROUTCDE=2,	ROUTING CODE-
DESC=5,	DESCRIPTOR CODE-
SUPP=NEVER,	SUPPRESSION CODE-
OPT=NOBLKSUP	MESSAGE PROCESSING OPTIONS
USSMSG MSG=IST1354I,	MESSAGE ID-
TEXT='IST1354I DLUR NAME = % MAJNODE = % (2)',	-
ROUTCDE=2,	ROUTING CODE-
DESC=5,	DESCRIPTOR CODE-
SUPP=NEVER,	SUPPRESSION CODE-
OPT=NOBLKSUP	MESSAGE PROCESSING OPTIONS
USSMSG MSG=IST1355I,	MESSAGE ID-
TEXT='IST1355I PHYSICAL UNITS SUPPORTED BY DLUR %',	-
ROUTCDE=2,	ROUTING CODE-
DESC=5,	DESCRIPTOR CODE-
SUPP=NEVER,	SUPPRESSION CODE-
OPT=NOBLKSUP	MESSAGE PROCESSING OPTIONS
USSMSG MSG=IST1356I,	MESSAGE ID-
TEXT='IST1356I NETWORK NODE DOES NOT PROVIDE REQUIRED SE-	-
RVER FUNCTION',	-
ROUTCDE=2,	ROUTING CODE-
DESC=5,	DESCRIPTOR CODE-
SUPP=SER,	SUPPRESSION CODE-
OPT=NOBLKSUP	MESSAGE PROCESSING OPTIONS
USSMSG MSG=IST1357I,	MESSAGE ID-
TEXT='IST1357I	-
CPCP',	-
ROUTCDE=2,	ROUTING CODE-
DESC=5,	DESCRIPTOR CODE-
SUPP=NEVER,	SUPPRESSION CODE-
OPT=NOBLKSUP	MESSAGE PROCESSING OPTIONS
USSMSG MSG=IST1358I,	MESSAGE ID-
TEXT='IST1358I NO QUALIFYING MATCHES % (2)',	-
ROUTCDE=2,	ROUTING CODE-
DESC=5,	DESCRIPTOR CODE-
SUPP=NEVER,	SUPPRESSION CODE-
OPT=BLKSUP	MESSAGE PROCESSING OPTIONS
USSMSG MSG=IST1359I,	MESSAGE ID-
TEXT='IST1359I MEMBER NAME	OWNING CP SELECTABLE-
APPC',	-
ROUTCDE=2,	ROUTING CODE-
DESC=5,	DESCRIPTOR CODE-
SUPP=NEVER,	SUPPRESSION CODE-
OPT=NOBLKSUP	MESSAGE PROCESSING OPTIONS
USSMSG MSG=IST1360I,	MESSAGE ID-
TEXT='IST1360I % (2) % (3) % (4)',	-
ROUTCDE=2,	ROUTING CODE-
DESC=5,	DESCRIPTOR CODE-
SUPP=NEVER,	SUPPRESSION CODE-
OPT=NOBLKSUP	MESSAGE PROCESSING OPTIONS
USSMSG MSG=IST1361I,	MESSAGE ID-
TEXT='IST1361I % FROM % (2) IGNORED - NOT A VALID NAME',	-
ROUTCDE=2,	ROUTING CODE-
DESC=5,	DESCRIPTOR CODE-
SUPP=SER,	SUPPRESSION CODE-
OPT=BLKSUP	MESSAGE PROCESSING OPTIONS
USSMSG MSG=IST1363I,	MESSAGE ID-
TEXT='IST1363I GENERIC RESOURCE NAME % REPRESENTS % (2)',	-
ROUTCDE=2,	ROUTING CODE-
DESC=5,	DESCRIPTOR CODE-
SUPP=NEVER,	SUPPRESSION CODE-
OPT=BLKSUP	MESSAGE PROCESSING OPTIONS
USSMSG MSG=IST1364I,	MESSAGE ID-
TEXT='IST1364I % IS A GENERIC RESOURCE NAME FOR:',	-
ROUTCDE=2,	ROUTING CODE-
DESC=5,	DESCRIPTOR CODE-
SUPP=NEVER,	SUPPRESSION CODE-
OPT=BLKSUP	MESSAGE PROCESSING OPTIONS
USSMSG MSG=IST1365I,	MESSAGE ID-
TEXT='IST1365I CONNECTION ATTEMPT TO STRUCTURE % FAILED'-	-
,ROUTCDE=2,	ROUTING CODE-

DESC=5,	DESCRIPTOR CODE-
SUPP=WARN,	SUPPRESSION CODE-
OPT=BLKSUP	MESSAGE PROCESSING OPTIONS
USSMSG MSG=IST1366I,	MESSAGE ID-
TEXT='IST1366I MVS MACRO % FAILED - RTN CODE= %(2) - REA-	-
SON CODE= %(3)',	-
ROUTCDE=2,	ROUTING CODE-
DESC=5,	DESCRIPTOR CODE-
SUPP=WARN,	SUPPRESSION CODE-
OPT=BLKSUP	MESSAGE PROCESSING OPTIONS
USSMSG MSG=IST1367I,	MESSAGE ID-
TEXT='IST1367I COUPLING FACILITY STRUCTURE % NOT AVAILAB-	-
LE',	-
ROUTCDE=2,	ROUTING CODE-
DESC=5,	DESCRIPTOR CODE-
SUPP=NEVER,	SUPPRESSION CODE-
OPT=BLKSUP	MESSAGE PROCESSING OPTIONS
USSMSG MSG=IST1368I,	MESSAGE ID-
TEXT='IST1368I CONNECTION IS PENDING',	-
ROUTCDE=2,	ROUTING CODE-
DESC=5,	DESCRIPTOR CODE-
SUPP=NEVER,	SUPPRESSION CODE-
OPT=BLKSUP	MESSAGE PROCESSING OPTIONS
USSMSG MSG=IST1369I,	MESSAGE ID-
TEXT='IST1369I % IS IN PROGRESS',	-
ROUTCDE=2,	ROUTING CODE-
DESC=5,	DESCRIPTOR CODE-
SUPP=NEVER,	SUPPRESSION CODE-
OPT=BLKSUP	MESSAGE PROCESSING OPTIONS
USSMSG MSG=IST1370I,	MESSAGE ID-
TEXT='IST1370I % IS CONNECTED TO STRUCTURE %(2)',	-
ROUTCDE=2,	ROUTING CODE-
DESC=5,	DESCRIPTOR CODE-
SUPP=NEVER,	SUPPRESSION CODE-
OPT=BLKSUP	MESSAGE PROCESSING OPTIONS
USSMSG MSG=IST1372I,	MESSAGE ID-
TEXT='IST1372I STRUCTURE % IS BEING DUMPED',	-
ROUTCDE=2,	ROUTING CODE-
DESC=5,	DESCRIPTOR CODE-
SUPP=NEVER,	SUPPRESSION CODE-
OPT=BLKSUP	MESSAGE PROCESSING OPTIONS
USSMSG MSG=IST1373I,	MESSAGE ID-
TEXT='IST1373I STORAGE ELEMENT SIZE = %',	-
ROUTCDE=2,	ROUTING CODE-
DESC=5,	DESCRIPTOR CODE-
SUPP=NEVER,	SUPPRESSION CODE-
OPT=BLKSUP	MESSAGE PROCESSING OPTIONS
USSMSG MSG=IST1374I,	MESSAGE ID-
TEXT='IST1374I	CURRENT MA-
XIMUM PERCENT',	-
ROUTCDE=2,	ROUTING CODE-
DESC=5,	DESCRIPTOR CODE-
SUPP=NEVER,	SUPPRESSION CODE-
OPT=NOBLKSUP	MESSAGE PROCESSING OPTIONS
USSMSG MSG=IST1375I,	MESSAGE ID-
TEXT='IST1375I STRUCTURE SIZE	% %(2) %(3)',
ROUTCDE=2,	ROUTING CODE-
DESC=5,	DESCRIPTOR CODE-
SUPP=NEVER,	SUPPRESSION CODE-
OPT=NOBLKSUP	MESSAGE PROCESSING OPTIONS
USSMSG MSG=IST1376I,	MESSAGE ID-
TEXT='IST1376I STORAGE ELEMENTS	% %(2) %(3)',
ROUTCDE=2,	ROUTING CODE-
DESC=5,	DESCRIPTOR CODE-
SUPP=NEVER,	SUPPRESSION CODE-
OPT=NOBLKSUP	MESSAGE PROCESSING OPTIONS
USSMSG MSG=IST1377I,	MESSAGE ID-
TEXT='IST1377I LIST ENTRIES	% %(2) %(3)',
ROUTCDE=2,	ROUTING CODE-
DESC=5,	DESCRIPTOR CODE-
SUPP=NEVER,	SUPPRESSION CODE-
OPT=NOBLKSUP	MESSAGE PROCESSING OPTIONS
USSMSG MSG=IST1378I,	MESSAGE ID-
TEXT='IST1378I % FAILED FOR %(2) - GENERIC RESOURCE NAME-	-
EXISTS',	-
ROUTCDE=8,	ROUTING CODE-
DESC=5,	DESCRIPTOR CODE-
SUPP=NEVER,	SUPPRESSION CODE-
OPT=BLKSUP	MESSAGE PROCESSING OPTIONS
USSMSG MSG=IST1380I,	MESSAGE ID-
TEXT='IST1380I DISCONNECTING FROM STRUCTURE %',	-
ROUTCDE=2,	ROUTING CODE-

	DESC=5,	DESCRIPTOR CODE-
	SUPP=WARN,	SUPPRESSION CODE-
	OPT=BLKSUP	MESSAGE PROCESSING OPTIONS
USSMSG	MSG=IST1381I,	MESSAGE ID-
	TEXT='IST1381I REBUILD STARTED FOR STRUCTURE %',	-
	ROUTCDE=2,	ROUTING CODE-
	DESC=5,	DESCRIPTOR CODE-
	SUPP=WARN,	SUPPRESSION CODE-
	OPT=BLKSUP	MESSAGE PROCESSING OPTIONS
USSMSG	MSG=IST1382I,	MESSAGE ID-
	TEXT='IST1382I REBUILD HAS BEEN STOPPED FOR STRUCTURE %'-	-
	,ROUTCDE=2,	ROUTING CODE-
	DESC=5,	DESCRIPTOR CODE-
	SUPP=NEVER,	SUPPRESSION CODE-
	OPT=BLKSUP	MESSAGE PROCESSING OPTIONS
USSMSG	MSG=IST1383I,	MESSAGE ID-
	TEXT='IST1383I REBUILD COMPLETE FOR STRUCTURE %',	-
	ROUTCDE=2,	ROUTING CODE-
	DESC=5,	DESCRIPTOR CODE-
	SUPP=NEVER,	SUPPRESSION CODE-
	OPT=BLKSUP	MESSAGE PROCESSING OPTIONS
USSMSG	MSG=IST1385I,	MESSAGE ID-
	TEXT='IST1385I ADJCLUST INFORMATION WAS IGNORED DUE TO I-	-
	NSUFFICIENT STORAGE',	-
	ROUTCDE=2,	ROUTING CODE-
	DESC=5,	DESCRIPTOR CODE-
	SUPP=INFO,	SUPPRESSION CODE-
	OPT=BLKSUP	MESSAGE PROCESSING OPTIONS
USSMSG	MSG=IST1386I,	MESSAGE ID-
	TEXT='IST1386I DYNAMIC ALLOCATION FAILED FOR % CODE = %-	-
	(2) REASON = %(3)',	-
	ROUTCDE=2,	ROUTING CODE-
	DESC=5,	DESCRIPTOR CODE-
	SUPP=INFO,	SUPPRESSION CODE-
	OPT=NOBLKSUP	MESSAGE PROCESSING OPTIONS
USSMSG	MSG=IST1391I,	MESSAGE ID-
	TEXT='IST1391I DELAYED DISCONNECT OF % FAILED DUE TO ABE-	-
	ND',	-
	ROUTCDE=2,	ROUTING CODE-
	DESC=5,	DESCRIPTOR CODE-
	SUPP=NORM,	SUPPRESSION CODE-
	OPT=BLKSUP	MESSAGE PROCESSING OPTIONS
USSMSG	MSG=IST1392I,	MESSAGE ID-
	TEXT='IST1392I DISCNTIM = % DEFINED AT %(2) FOR DISCONNE-	-
	CT',	-
	ROUTCDE=2,	ROUTING CODE-
	DESC=5,	DESCRIPTOR CODE-
	SUPP=NORM,	SUPPRESSION CODE-
	OPT=BLKSUP	MESSAGE PROCESSING OPTIONS
USSMSG	MSG=IST1393I,	MESSAGE ID-
	TEXT='IST1393I GENERIC RESOURCE NAME RESOLUTION EXIT IS -	-
	%,	-
	ROUTCDE=2,	ROUTING CODE-
	DESC=5,	DESCRIPTOR CODE-
	SUPP=NEVER,	SUPPRESSION CODE-
	OPT=BLKSUP	MESSAGE PROCESSING OPTIONS
USSMSG	MSG=IST1394I,	MESSAGE ID-
	TEXT='IST1394I CPNAME = % STATION ID = %(2)',	-
	ROUTCDE=8,	ROUTING CODE-
	DESC=4,	DESCRIPTOR CODE-
	SUPP=SER,	SUPPRESSION CODE-
	OPT=NOBLKSUP	MESSAGE PROCESSING OPTIONS
USSMSG	MSG=IST1395I,	MESSAGE ID-
	TEXT='IST1395I FLDTAB = % FILTER = %(2)',	-
	ROUTCDE=2,	ROUTING CODE-
	DESC=5,	DESCRIPTOR CODE-
	SUPP=NEVER,	SUPPRESSION CODE-
	OPT=BLKSUP	MESSAGE PROCESSING OPTIONS
USSMSG	MSG=IST1396I,	MESSAGE ID-
	TEXT='IST1396I DISK I/O INITIALIZATION FAILED FOR CMIP S-	-
	ERVICES',	-
	ROUTCDE=2,	ROUTING CODE-
	DESC=5,	DESCRIPTOR CODE-
	SUPP=SER,	SUPPRESSION CODE-
	OPT=BLKSUP	MESSAGE PROCESSING OPTIONS
USSMSG	MSG=IST1397I,	MESSAGE ID-
	TEXT='IST1397I INITIALIZATION FAILED FOR CMIP SERVICES',	-
	ROUTCDE=2,	ROUTING CODE-
	DESC=5,	DESCRIPTOR CODE-
	SUPP=SER,	SUPPRESSION CODE-
	OPT=BLKSUP	MESSAGE PROCESSING OPTIONS
USSMSG	MSG=IST1398I,	MESSAGE ID-

```

TEXT='IST1398I ALL ATTEMPTS TO RESTART CMIP SERVICES WER-
E UNSUCCESSFUL',
ROUTCDE=2,                                ROUTING CODE-
DESC=5,                                    DESCRIPTOR CODE-
SUPP=SER,                                  SUPPRESSION CODE-
OPT=BLKSUP                                MESSAGE PROCESSING OPTIONS
USSMSG MSG=IST1399I,                        MESSAGE ID-
TEXT='IST1399I ATTEMPTING TO RESTART CMIP SERVICES',
ROUTCDE=2,                                ROUTING CODE-
DESC=5,                                    DESCRIPTOR CODE-
SUPP=SER,                                  SUPPRESSION CODE-
OPT=BLKSUP                                MESSAGE PROCESSING OPTIONS
USSMSG MSG=IST1400I,                        MESSAGE ID-
TEXT='IST1400I DGTIMER = % EXTIMER = %(2)',
ROUTCDE=8,                                ROUTING CODE-
DESC=5,                                    DESCRIPTOR CODE-
SUPP=NEVER,                                SUPPRESSION CODE-
OPT=NOBLKSUP                              MESSAGE PROCESSING OPTIONS
USSMSG MSG=IST1401I,                        MESSAGE ID-
TEXT='IST1401I RESOURCE NOT FOUND-RETRY IN % SEC(S) OR %-
(2) REQUEST(S)',
ROUTCDE=2,                                ROUTING CODE-
DESC=5,                                    DESCRIPTOR CODE-
SUPP=NEVER,                                SUPPRESSION CODE-
OPT=BLKSUP                                MESSAGE PROCESSING OPTIONS
USSMSG MSG=IST1402I,                        MESSAGE ID-
TEXT='IST1402I SRTIMER = % SRCOUNT = %(2)',
ROUTCDE=2,                                ROUTING CODE-
DESC=5,                                    DESCRIPTOR CODE-
SUPP=NEVER,                                SUPPRESSION CODE-
OPT=NOBLKSUP                              MESSAGE PROCESSING OPTIONS
USSMSG MSG=IST1403I,                        MESSAGE ID-
TEXT='IST1403I MODIFY QUERY REPLY FROM %',
ROUTCDE=2,                                ROUTING CODE-
DESC=5,                                    DESCRIPTOR CODE-
SUPP=NEVER,                                SUPPRESSION CODE-
OPT=BLKSUP                                MESSAGE PROCESSING OPTIONS
USSMSG MSG=IST1404I,                        MESSAGE ID-
TEXT='IST1404I % %(2)',
ROUTCDE=2,                                ROUTING CODE-
DESC=5,                                    DESCRIPTOR CODE-
SUPP=NEVER,                                SUPPRESSION CODE-
OPT=BLKSUP                                MESSAGE PROCESSING OPTIONS
USSMSG MSG=IST1405I,                        MESSAGE ID-
TEXT='IST1405I %',
ROUTCDE=2,                                ROUTING CODE-
DESC=5,                                    DESCRIPTOR CODE-
SUPP=NEVER,                                SUPPRESSION CODE-
OPT=NOBLKSUP                              MESSAGE PROCESSING OPTIONS
USSMSG MSG=IST1406I,                        MESSAGE ID-
TEXT='IST1406I CONTIMER = % IATIMER = %(2)',
ROUTCDE=8,                                ROUTING CODE-
DESC=5,                                    DESCRIPTOR CODE-
SUPP=NEVER,                                SUPPRESSION CODE-
OPT=NOBLKSUP                              MESSAGE PROCESSING OPTIONS
USSMSG MSG=IST1407I,                        MESSAGE ID-
TEXT='IST1407I % IS A MULTIPLE INSTANCE OF EXIT %(2)',
ROUTCDE=8,                                ROUTING CODE-
DESC=4,                                    DESCRIPTOR CODE-
SUPP=NEVER,                                SUPPRESSION CODE-
OPT=BLKSUP                                MESSAGE PROCESSING OPTIONS
USSMSG MSG=IST1408I,                        MESSAGE ID-
TEXT='IST1408I MODIFY TGP NOT APPLICABLE FOR % %(2)',
ROUTCDE=2,                                ROUTING CODE-
DESC=5,                                    DESCRIPTOR CODE-
SUPP=NEVER,                                SUPPRESSION CODE-
OPT=BLKSUP                                MESSAGE PROCESSING OPTIONS
USSMSG MSG=IST1409I,                        MESSAGE ID-
TEXT='IST1409I % ASSOC = %(2) ETYPE = %(3)',
ROUTCDE=2,                                ROUTING CODE-
DESC=5,                                    DESCRIPTOR CODE-
SUPP=NEVER,                                SUPPRESSION CODE-
OPT=NOBLKSUP                              MESSAGE PROCESSING OPTIONS
USSMSG MSG=IST1410I,                        MESSAGE ID-
TEXT='IST1410I QUERY % %(2)',
ROUTCDE=2,                                ROUTING CODE-
DESC=5,                                    DESCRIPTOR CODE-
SUPP=NEVER,                                SUPPRESSION CODE-
OPT=BLKSUP                                MESSAGE PROCESSING OPTIONS
USSMSG MSG=IST1411I,                        MESSAGE ID-
TEXT='IST1411I INOP GENERATED FOR %',
ROUTCDE=8,                                ROUTING CODE-

```


DESC=4,	DESCRIPTOR CODE-
SUPP=WARN,	SUPPRESSION CODE-
OPT=BLKSUP	MESSAGE PROCESSING OPTIONS
USSMSG MSG=IST1412I,	MESSAGE ID-
TEXT='IST1412I % (2) - RETURN CODE (3)',	-
ROUTCDE=8,	ROUTING CODE-
DESC=4,	DESCRIPTOR CODE-
SUPP=INFO,	SUPPRESSION CODE-
OPT=BLKSUP	MESSAGE PROCESSING OPTIONS
USSMSG MSG=IST1413I,	MESSAGE ID-
TEXT='IST1413I % - REDIAL ATTEMPTED FOR (2)',	-
ROUTCDE=2,	ROUTING CODE-
DESC=5,	DESCRIPTOR CODE-
SUPP=NORM,	SUPPRESSION CODE-
OPT=BLKSUP	MESSAGE PROCESSING OPTIONS
USSMSG MSG=IST1414I,	MESSAGE ID-
TEXT='IST1414I % - REDIAL NOT ATTEMPTED FOR (2)',	-
ROUTCDE=2,	ROUTING CODE-
DESC=5,	DESCRIPTOR CODE-
SUPP=NORM,	SUPPRESSION CODE-
OPT=BLKSUP	MESSAGE PROCESSING OPTIONS
USSMSG MSG=IST1415I,	MESSAGE ID-
TEXT='IST1415I % CONFLICTS WITH A GENERIC RESOURCE NAME',	-
,ROUTCDE=2,	ROUTING CODE-
DESC=5,	DESCRIPTOR CODE-
SUPP=NEVER,	SUPPRESSION CODE-
OPT=BLKSUP	MESSAGE PROCESSING OPTIONS
USSMSG MSG=IST1416I,	MESSAGE ID-
TEXT='IST1416I ID = % FAILED - RECOVERY IN PROGRESS',	-
ROUTCDE=(2,8),	ROUTING CODE-
DESC=4,	DESCRIPTOR CODE-
SUPP=WARN,	SUPPRESSION CODE-
OPT=BLKSUP,	MESSAGE PROCESSING OPTIONS-
MSGLVL=START	ISSUE OLD MESSAGE
USSMSG MSG=IST1417I,	MESSAGE ID-
TEXT='IST1417I NETID NAME STATUS TYPE	-
MAJNODE',	-
ROUTCDE=2,	ROUTING CODE-
DESC=3,	DESCRIPTOR CODE-
SUPP=NEVER,	SUPPRESSION CODE-
OPT=NOBLKSUP	MESSAGE PROCESSING OPTIONS
USSMSG MSG=IST1418I,	MESSAGE ID-
TEXT='IST1418I % (2) (3) (4) (5)',	-
ROUTCDE=2,	ROUTING CODE-
DESC=5,	DESCRIPTOR CODE-
SUPP=NEVER,	SUPPRESSION CODE-
OPT=NOBLKSUP	MESSAGE PROCESSING OPTIONS
USSMSG MSG=IST1419I,	MESSAGE ID-
TEXT='IST1419I DUPLICATE SESSION INFORMATION REPORTED FO	-
R %',	-
ROUTCDE=2,	ROUTING CODE-
DESC=5,	DESCRIPTOR CODE-
SUPP=INFO,	SUPPRESSION CODE-
OPT=BLKSUP	MESSAGE PROCESSING OPTIONS
USSMSG MSG=IST1420I,	MESSAGE ID-
TEXT='IST1420I UNABLE TO ASSOCIATE THE FOLLOWING SESSION-	-
(S) WITH %',	-
ROUTCDE=2,	ROUTING CODE-
DESC=5,	DESCRIPTOR CODE-
SUPP=INFO,	SUPPRESSION CODE-
OPT=BLKSUP	MESSAGE PROCESSING OPTIONS
USSMSG MSG=IST1421I,	MESSAGE ID-
TEXT='IST1421I % (2) HAS DUPLICATE ADDRESS',	-
ROUTCDE=8,	ROUTING CODE-
DESC=5,	DESCRIPTOR CODE-
SUPP=WARN,	SUPPRESSION CODE-
OPT=BLKSUP	MESSAGE PROCESSING OPTIONS
USSMSG MSG=IST1422I,	MESSAGE ID-
TEXT='IST1422I SAVED TRACE REQUESTS FOR %',	-
ROUTCDE=2,	ROUTING CODE-
DESC=5,	DESCRIPTOR CODE-
SUPP=NEVER,	SUPPRESSION CODE-
OPT=BLKSUP	MESSAGE PROCESSING OPTIONS
USSMSG MSG=IST1423I,	MESSAGE ID-
TEXT='IST1423I % REJECTED BECAUSE DSPLYWLD = (2)',	-
ROUTCDE=5,	ROUTING CODE-
DESC=2,	DESCRIPTOR CODE-
SUPP=SER,	SUPPRESSION CODE-
OPT=BLKSUP	MESSAGE PROCESSING OPTIONS
USSMSG MSG=IST1424I,	MESSAGE ID-
TEXT='IST1424I APPLICATIONS DEFINED USING THIS MODEL:',	-
ROUTCDE=2,	ROUTING CODE-

```

DESC=5,                                DESCRIPTOR CODE-
SUPP=NEVER,                            SUPPRESSION CODE-
OPT=BLKSUP                             MESSAGE PROCESSING OPTIONS
USSMSG MSG=IST1425I,                    MESSAGE ID-
TEXT='IST1425I DEFINED USING MODEL %', -
ROUTCDE=2,                             ROUTING CODE-
DESC=5,                                DESCRIPTOR CODE-
SUPP=NEVER,                            SUPPRESSION CODE-
OPT=BLKSUP                             MESSAGE PROCESSING OPTIONS
USSMSG MSG=IST1426I,                    MESSAGE ID-
TEXT='IST1426I NO APPLICATIONS DEFINED USING THIS MODEL'-
,ROUTCDE=2,                             ROUTING CODE-
DESC=5,                                DESCRIPTOR CODE-
SUPP=NEVER,                            SUPPRESSION CODE-
OPT=BLKSUP                             MESSAGE PROCESSING OPTIONS
USSMSG MSG=IST1427I,                    MESSAGE ID-
TEXT='IST1427I NAME = % FOUND TYPE = %(2)', -
ROUTCDE=2,                             ROUTING CODE-
DESC=5,                                DESCRIPTOR CODE-
SUPP=NEVER,                            SUPPRESSION CODE-
OPT=NOBLKSUP                           MESSAGE PROCESSING OPTIONS
USSMSG MSG=IST1430I,                    MESSAGE ID-
TEXT='IST1430I REASON FOR INOP IS %', -
ROUTCDE=4,                             ROUTING CODE-
DESC=8,                                DESCRIPTOR CODE-
SUPP=INFO,                             SUPPRESSION CODE-
OPT=BLKSUP                             MESSAGE PROCESSING OPTIONS
USSMSG MSG=IST1431I,                    MESSAGE ID-
TEXT='IST1431I APPNCOS SUBAREA COS', -
ROUTCDE=2,                             ROUTING CODE-
DESC=5,                                DESCRIPTOR CODE-
SUPP=NEVER,                            SUPPRESSION CODE-
OPT=NOBLKSUP                           MESSAGE PROCESSING OPTIONS
USSMSG MSG=IST1432I,                    MESSAGE ID-
TEXT='IST1432I DYNLU AND CDRSC VALUES FOR % CONFLICT', -
ROUTCDE=8,                             ROUTING CODE-
DESC=5,                                DESCRIPTOR CODE-
SUPP=NEVER,                            SUPPRESSION CODE-
OPT=BLKSUP                             MESSAGE PROCESSING OPTIONS
USSMSG MSG=IST1433I,                    MESSAGE ID-
TEXT='IST1433I % REJECTED - DSPLYWLD = NO FOR APPL %(2) '-
,ROUTCDE=5,                             ROUTING CODE-
DESC=2,                                DESCRIPTOR CODE-
SUPP=SER,                              SUPPRESSION CODE-
OPT=BLKSUP                             MESSAGE PROCESSING OPTIONS
USSMSG MSG=IST1434I,                    MESSAGE ID-
TEXT='IST1434I DLUR ANS SUPPORT CONFLICT FOR PU % - SET -
TO ANS=STOP', -
ROUTCDE=2,                             ROUTING CODE-
DESC=5,                                DESCRIPTOR CODE-
SUPP=NEVER,                            SUPPRESSION CODE-
OPT=BLKSUP                             MESSAGE PROCESSING OPTIONS
USSMSG MSG=IST1435I,                    MESSAGE ID-
TEXT='IST1435I LEVEL INPUT OUTPUT', -
ROUTCDE=2,                             ROUTING CODE-
DESC=5,                                DESCRIPTOR CODE-
SUPP=NEVER,                            SUPPRESSION CODE-
OPT=NOBLKSUP                           MESSAGE PROCESSING OPTIONS
USSMSG MSG=IST1436I,                    MESSAGE ID-
TEXT='IST1436I RU PENDING:', -
ROUTCDE=8,                             ROUTING CODE-
DESC=4,                                DESCRIPTOR CODE-
SUPP=INFO,                             SUPPRESSION CODE-
OPT=NOBLKSUP                           MESSAGE PROCESSING OPTIONS-
MSGVLV=START                           ISSUE OLD MESSAGE
USSMSG MSG=IST1437I,                    MESSAGE ID-
TEXT='IST1437I % DEFAULT VALUE NOT USED, DEFAULT=YES ALR-
EADY FOUND', -
ROUTCDE=2,                             ROUTING CODE-
DESC=5,                                DESCRIPTOR CODE-
SUPP=INFO,                             SUPPRESSION CODE-
OPT=BLKSUP                             MESSAGE PROCESSING OPTIONS
USSMSG MSG=IST1438I,                    MESSAGE ID-
TEXT='IST1438I LOGMODE % UNKNOWN IN THIS DOMAIN, DEFAULT-
IS ISTCOSDF', -
ROUTCDE=2,                             ROUTING CODE-
DESC=5,                                DESCRIPTOR CODE-
SUPP=NEVER,                            SUPPRESSION CODE-
OPT=BLKSUP                             MESSAGE PROCESSING OPTIONS
USSMSG MSG=IST1439I,                    MESSAGE ID-
TEXT='IST1439I % PERCENT OF %(2) USED FOR STRUCTURE %(3)-
', -

```

ROUTCDE=2,	ROUTING CODE-
DESC=11,	DESCRIPTOR CODE-
SUPP=NEVER,	SUPPRESSION CODE-
OPT=BLKSUP	MESSAGE PROCESSING OPTIONS
USSMSG MSG=IST1440I,	MESSAGE ID-
TEXT='IST1440I USE = %',	-
ROUTCDE=2,	ROUTING CODE-
DESC=5,	DESCRIPTOR CODE-
SUPP=INFO,	SUPPRESSION CODE-
OPT=BLKSUP	MESSAGE PROCESSING OPTIONS
USSMSG MSG=IST1441I,	MESSAGE ID-
TEXT='IST1441I VARY ACT FOR % FAILED, USE=SPARE',	-
ROUTCDE=2,	ROUTING CODE-
DESC=5,	DESCRIPTOR CODE-
SUPP=INFO,	SUPPRESSION CODE-
OPT=BLKSUP	MESSAGE PROCESSING OPTIONS
USSMSG MSG=IST1442I,	MESSAGE ID-
TEXT='IST1442I MODIFY LINEDEF FAILED, % CANNOT BE REDEFI-	-
NED',	-
ROUTCDE=2,	ROUTING CODE-
DESC=5,	DESCRIPTOR CODE-
SUPP=INFO,	SUPPRESSION CODE-
OPT=BLKSUP	MESSAGE PROCESSING OPTIONS
USSMSG MSG=IST1443I,	MESSAGE ID-
TEXT='IST1443I ACYDDF LOADED = NO ACCESS AUTHORITY CHECK-	-
ING',	-
ROUTCDE=2,	ROUTING CODE-
DESC=5,	DESCRIPTOR CODE-
SUPP=WARN,	SUPPRESSION CODE-
OPT=BLKSUP	MESSAGE PROCESSING OPTIONS
USSMSG MSG=IST1444I,	MESSAGE ID-
TEXT='IST1444I % NOT LOADED = %(2)',	-
ROUTCDE=2,	ROUTING CODE-
DESC=5,	DESCRIPTOR CODE-
SUPP=WARN,	SUPPRESSION CODE-
OPT=BLKSUP	MESSAGE PROCESSING OPTIONS
USSMSG MSG=IST1445I,	MESSAGE ID-
TEXT='IST1445I RESOURCE % FOR USRVAR %(2) NOT FOUND',	-
ROUTCDE=8,	ROUTING CODE-
DESC=5,	DESCRIPTOR CODE-
SUPP=NEVER,	SUPPRESSION CODE-
OPT=BLKSUP	MESSAGE PROCESSING OPTIONS
USSMSG MSG=IST1446I,	MESSAGE ID-
TEXT='IST1446I SYMBOLIC SUBSTITUTION NOT AVAILABLE IN TH-	-
IS RELEASE OF MVS',	-
ROUTCDE=2,	ROUTING CODE-
DESC=5,	DESCRIPTOR CODE-
SUPP=WARN,	SUPPRESSION CODE-
OPT=BLKSUP	MESSAGE PROCESSING OPTIONS
USSMSG MSG=IST1447I,	MESSAGE ID-
TEXT='IST1447I REGISTRATION TYPE = %',	-
ROUTCDE=2,	ROUTING CODE-
DESC=5,	DESCRIPTOR CODE-
SUPP=NEVER,	SUPPRESSION CODE-
OPT=NOBLKSUP	MESSAGE PROCESSING OPTIONS
USSMSG MSG=IST1449I,	MESSAGE ID-
TEXT='IST1449I DEFAULT(S) WILL BE USED IF NO OVERRIDE IS-	-
SPECIFIED',	-
ROUTCDE=2,	ROUTING CODE-
DESC=3,	DESCRIPTOR CODE-
SUPP=INFO,	SUPPRESSION CODE-
OPT=BLKSUP	MESSAGE PROCESSING OPTIONS
USSMSG MSG=IST1450I,	MESSAGE ID-
TEXT='IST1450I GLOBAL TNSTAT = % CNSL = %(2) TIME = -	-
%(3)',	-
ROUTCDE=2,	ROUTING CODE-
DESC=5,	DESCRIPTOR CODE-
SUPP=NEVER,	SUPPRESSION CODE-
OPT=NOBLKSUP	MESSAGE PROCESSING OPTIONS
USSMSG MSG=IST1451I,	MESSAGE ID-
TEXT='IST1451I TRLE = % TNSTAT = %(2)',	-
ROUTCDE=2,	ROUTING CODE-
DESC=5,	DESCRIPTOR CODE-
SUPP=NEVER,	SUPPRESSION CODE-
OPT=NOBLKSUP	MESSAGE PROCESSING OPTIONS
USSMSG MSG=IST1452I,	MESSAGE ID-
TEXT='IST1452I % MISMATCH IGNORED FOR %(2)',	-
ROUTCDE=2,	ROUTING CODE-
DESC=3,	DESCRIPTOR CODE-
SUPP=INFO,	SUPPRESSION CODE-
OPT=NOBLKSUP	MESSAGE PROCESSING OPTIONS
USSMSG MSG=IST1453I,	MESSAGE ID-

```

TEXT='IST1453I VARY INACT FOR % FAILED - FRSESET PU ACTI-
VE',
ROUTCDE=2,                                ROUTING CODE-
DESC=5,                                    DESCRIPTOR CODE-
SUPP=NEVER,                               SUPPRESSION CODE-
OPT=BLKSUP                                MESSAGE PROCESSING OPTIONS
USSMSG MSG=IST1454I,                        MESSAGE ID-
TEXT='IST1454I % (2) DISPLAYED (3)(4)',
ROUTCDE=2,                                ROUTING CODE-
DESC=5,                                    DESCRIPTOR CODE-
SUPP=NEVER,                               SUPPRESSION CODE-
OPT=BLKSUP                                MESSAGE PROCESSING OPTIONS
USSMSG MSG=IST1455I,                        MESSAGE ID-
TEXT='IST1455I ERROR DETECTED BY EXIT SERVICES FOR % IN -
(2)',
ROUTCDE=2,                                ROUTING CODE-
DESC=4,                                    DESCRIPTOR CODE-
SUPP=INFO,                                SUPPRESSION CODE-
OPT=BLKSUP                                MESSAGE PROCESSING OPTIONS
USSMSG MSG=IST1456I,                        MESSAGE ID-
TEXT='IST1456I FUNCTION % - REASON: (2)',
ROUTCDE=2,                                ROUTING CODE-
DESC=4,                                    DESCRIPTOR CODE-
SUPP=INFO,                                SUPPRESSION CODE-
OPT=BLKSUP                                MESSAGE PROCESSING OPTIONS
USSMSG MSG=IST1457I,                        MESSAGE ID-
TEXT='IST1457I VTAM APING VERSION % (PARTNER TP VERSION -
(2))',
ROUTCDE=2,                                ROUTING CODE-
DESC=5,                                    DESCRIPTOR CODE-
SUPP=NEVER,                               SUPPRESSION CODE-
OPT=BLKSUP                                MESSAGE PROCESSING OPTIONS
USSMSG MSG=IST1458I,                        MESSAGE ID-
TEXT='IST1458I ORIGIN  ADJSUB  VR      TP      ER -
REVERSE ER',
ROUTCDE=2,                                ROUTING CODE-
DESC=5,                                    DESCRIPTOR CODE-
SUPP=NEVER,                               SUPPRESSION CODE-
OPT=NOBLKSUP                              MESSAGE PROCESSING OPTIONS
USSMSG MSG=IST1459I,                        MESSAGE ID-
TEXT='IST1459I %      (2)      (3)      (4)      (5) -
(6)',
ROUTCDE=2,                                ROUTING CODE-
DESC=5,                                    DESCRIPTOR CODE-
SUPP=NEVER,                               SUPPRESSION CODE-
OPT=NOBLKSUP                              MESSAGE PROCESSING OPTIONS
USSMSG MSG=IST1460I,                        MESSAGE ID-
TEXT='IST1460I TGN  CPNAME      TG TYPE  HPR'-
,ROUTCDE=2,                                ROUTING CODE-
DESC=5,                                    DESCRIPTOR CODE-
SUPP=NEVER,                               SUPPRESSION CODE-
OPT=NOBLKSUP                              MESSAGE PROCESSING OPTIONS
USSMSG MSG=IST1461I,                        MESSAGE ID-
TEXT='IST1461I %      (2)      (3)      (4)',
ROUTCDE=2,                                ROUTING CODE-
DESC=5,                                    DESCRIPTOR CODE-
SUPP=NEVER,                               SUPPRESSION CODE-
OPT=NOBLKSUP                              MESSAGE PROCESSING OPTIONS
USSMSG MSG=IST1462I,                        MESSAGE ID-
TEXT='IST1462I ECHO IS %',
ROUTCDE=2,                                ROUTING CODE-
DESC=5,                                    DESCRIPTOR CODE-
SUPP=NEVER,                               SUPPRESSION CODE-
OPT=BLKSUP                                MESSAGE PROCESSING OPTIONS
USSMSG MSG=IST1463I,                        MESSAGE ID-
TEXT='IST1463I ALLOCATION DURATION: % MILLISECONDS',
ROUTCDE=2,                                ROUTING CODE-
DESC=5,                                    DESCRIPTOR CODE-
SUPP=NEVER,                               SUPPRESSION CODE-
OPT=BLKSUP                                MESSAGE PROCESSING OPTIONS
USSMSG MSG=IST1464I,                        MESSAGE ID-
TEXT='IST1464I PROGRAM STARTUP AND VERSION EXCHANGE: % M-
ILLISECONDS',
ROUTCDE=2,                                ROUTING CODE-
DESC=5,                                    DESCRIPTOR CODE-
SUPP=NEVER,                               SUPPRESSION CODE-
OPT=BLKSUP                                MESSAGE PROCESSING OPTIONS
USSMSG MSG=IST1465I,                        MESSAGE ID-
TEXT='IST1465I      DURATION      DATA SENT  DATA RA-
TE  DATA RATE',
ROUTCDE=2,                                ROUTING CODE-
DESC=5,                                    DESCRIPTOR CODE-

```

	SUPP=NEVER,				SUPPRESSION CODE-
	OPT=NOBLKSUP				MESSAGE PROCESSING OPTIONS
USSMSG	MSG=IST1466I,				MESSAGE ID-
	TEXT='IST1466I	(MILLISECONDS)	(BYTES)	(KBYTE/SE-	-
	C) (MBIT/SEC)',				
	ROUTCDE=2,				ROUTING CODE-
	DESC=5,				DESCRIPTOR CODE-
	SUPP=NEVER,				SUPPRESSION CODE-
	OPT=NOBLKSUP				MESSAGE PROCESSING OPTIONS
USSMSG	MSG=IST1467I,				MESSAGE ID-
	TEXT='IST1467I	%	%(2)	%(3)	%(4)', -
	ROUTCDE=2,				ROUTING CODE-
	DESC=5,				DESCRIPTOR CODE-
	SUPP=NEVER,				SUPPRESSION CODE-
	OPT=NOBLKSUP				MESSAGE PROCESSING OPTIONS
USSMSG	MSG=IST1468I,				MESSAGE ID-
	TEXT='IST1468I TOTALS: %	%(2)	%(3)	%(4)', -	
	ROUTCDE=2,				ROUTING CODE-
	DESC=5,				DESCRIPTOR CODE-
	SUPP=NEVER,				SUPPRESSION CODE-
	OPT=NOBLKSUP				MESSAGE PROCESSING OPTIONS
USSMSG	MSG=IST1469I,				MESSAGE ID-
	TEXT='IST1469I DURATION STATISTICS:',				-
	ROUTCDE=2,				ROUTING CODE-
	DESC=5,				DESCRIPTOR CODE-
	SUPP=NEVER,				SUPPRESSION CODE-
	OPT=BLKSUP				MESSAGE PROCESSING OPTIONS
USSMSG	MSG=IST1470I,				MESSAGE ID-
	TEXT='IST1470I MINIMUM = % AVERAGE = %(2) MAXIMUM = %(3) -				-
	,				
	ROUTCDE=2,				ROUTING CODE-
	DESC=5,				DESCRIPTOR CODE-
	SUPP=NEVER,				SUPPRESSION CODE-
	OPT=BLKSUP				MESSAGE PROCESSING OPTIONS
USSMSG	MSG=IST1471I,				MESSAGE ID-
	TEXT='IST1471I SESSION UNAVAILABLE FOR APING',				-
	ROUTCDE=2,				ROUTING CODE-
	DESC=5,				DESCRIPTOR CODE-
	SUPP=NEVER,				SUPPRESSION CODE-
	OPT=NOBLKSUP				MESSAGE PROCESSING OPTIONS
USSMSG	MSG=IST1472I,				MESSAGE ID-
	TEXT='IST1472I APING % ERROR',				-
	ROUTCDE=2,				ROUTING CODE-
	DESC=5,				DESCRIPTOR CODE-
	SUPP=NEVER,				SUPPRESSION CODE-
	OPT=BLKSUP				MESSAGE PROCESSING OPTIONS
USSMSG	MSG=IST1473I,				MESSAGE ID-
	TEXT='IST1473I SENSE = %',				-
	ROUTCDE=2,				ROUTING CODE-
	DESC=5,				DESCRIPTOR CODE-
	SUPP=NEVER,				SUPPRESSION CODE-
	OPT=BLKSUP				MESSAGE PROCESSING OPTIONS
USSMSG	MSG=IST1474I,				MESSAGE ID-
	TEXT='IST1474I % TP CONCURRENT INSTANCE LIMIT = %(2)',				-
	ROUTCDE=2,				ROUTING CODE-
	DESC=5,				DESCRIPTOR CODE-
	SUPP=NEVER,				SUPPRESSION CODE-
	OPT=BLKSUP				MESSAGE PROCESSING OPTIONS
USSMSG	MSG=IST1475I,				MESSAGE ID-
	TEXT='IST1475I EXIT % IN USE: REENTER COMMAND TO FORCE',				-
	ROUTCDE=2,				ROUTING CODE-
	DESC=3,				DESCRIPTOR CODE-
	SUPP=NEVER,				SUPPRESSION CODE-
	OPT=BLKSUP				MESSAGE PROCESSING OPTIONS
USSMSG	MSG=IST1476I,				MESSAGE ID-
	TEXT='IST1476I TCID X'%' - REMOTE TCID X'%'(2)'''',				-
	ROUTCDE=2,				ROUTING CODE-
	DESC=5,				DESCRIPTOR CODE-
	SUPP=NEVER,				SUPPRESSION CODE-
	OPT=BLKSUP				MESSAGE PROCESSING OPTIONS
USSMSG	MSG=IST1477I,				MESSAGE ID-
	TEXT='IST1477I ALLOWED DATA FLOW RATE = % %(2)',				-
	ROUTCDE=2,				ROUTING CODE-
	DESC=5,				DESCRIPTOR CODE-
	SUPP=NEVER,				SUPPRESSION CODE-
	OPT=BLKSUP				MESSAGE PROCESSING OPTIONS
USSMSG	MSG=IST1478I,				MESSAGE ID-
	TEXT='IST1478I NUMBER OF UNACKNOWLEDGED BUFFERS = %',				-
	ROUTCDE=2,				ROUTING CODE-
	DESC=5,				DESCRIPTOR CODE-
	SUPP=NEVER,				SUPPRESSION CODE-
	OPT=BLKSUP				MESSAGE PROCESSING OPTIONS

```

USSMSG MSG=IST1479I, MESSAGE ID-
TEXT='IST1479I RTP CONNECTION STATE = % - MNPS = %(2)', -
ROUTCDE=2, ROUTING CODE-
DESC=5, DESCRIPTOR CODE-
SUPP=NEVER, SUPPRESSION CODE-
OPT=BLKSUP MESSAGE PROCESSING OPTIONS
USSMSG MSG=IST1480I, MESSAGE ID-
TEXT='IST1480I RTP END TO END ROUTE - RSCV PATH', -
ROUTCDE=2, ROUTING CODE-
DESC=5, DESCRIPTOR CODE-
SUPP=NEVER, SUPPRESSION CODE-
OPT=BLKSUP MESSAGE PROCESSING OPTIONS
USSMSG MSG=IST1481I, MESSAGE ID-
TEXT='IST1481I DESTINATION CP % - NCE X''%(2)''', -
ROUTCDE=2, ROUTING CODE-
DESC=5, DESCRIPTOR CODE-
SUPP=NEVER, SUPPRESSION CODE-
OPT=BLKSUP MESSAGE PROCESSING OPTIONS
USSMSG MSG=IST1482I, MESSAGE ID-
TEXT='IST1482I HPR = % - OVERRIDE = %(2) - CONNECTION = -
%(3)', -
ROUTCDE=2, ROUTING CODE-
DESC=5, DESCRIPTOR CODE-
SUPP=NEVER, SUPPRESSION CODE-
OPT=BLKSUP MESSAGE PROCESSING OPTIONS
USSMSG MSG=IST1483I, MESSAGE ID-
TEXT='IST1483I DTEAD = % VNREVCHG = %(2)', -
ROUTCDE=2, ROUTING CODE-
DESC=5, DESCRIPTOR CODE-
SUPP=NEVER, SUPPRESSION CODE-
OPT=NOBLKSUP MESSAGE PROCESSING OPTIONS
USSMSG MSG=IST1484I, MESSAGE ID-
TEXT='IST1484I % %(2)', -
ROUTCDE=2, ROUTING CODE-
DESC=5, DESCRIPTOR CODE-
SUPP=NEVER, SUPPRESSION CODE-
OPT=NOBLKSUP MESSAGE PROCESSING OPTIONS
USSMSG MSG=IST1485I, MESSAGE ID-
TEXT='IST1485I DLCADDR SUBFIELDS FOR %', -
ROUTCDE=2, ROUTING CODE-
DESC=5, DESCRIPTOR CODE-
SUPP=NEVER, SUPPRESSION CODE-
OPT=BLKSUP MESSAGE PROCESSING OPTIONS
USSMSG MSG=IST1486I, MESSAGE ID-
TEXT='IST1486I RTP NAME STATE DESTINATIO-
N CP MNPS TYPE', -
ROUTCDE=2, ROUTING CODE-
DESC=5, DESCRIPTOR CODE-
SUPP=NEVER, SUPPRESSION CODE-
OPT=NOBLKSUP MESSAGE PROCESSING OPTIONS
USSMSG MSG=IST1487I, MESSAGE ID-
TEXT='IST1487I % %(2) %(3) %(4) %(5)', -
ROUTCDE=2, ROUTING CODE-
DESC=5, DESCRIPTOR CODE-
SUPP=NEVER, SUPPRESSION CODE-
OPT=NOBLKSUP MESSAGE PROCESSING OPTIONS
USSMSG MSG=IST1488I, MESSAGE ID-
TEXT='IST1488I % OF RTP %(2) AS %(3) TO %(4)', -
ROUTCDE=2, ROUTING CODE-
DESC=5, DESCRIPTOR CODE-
SUPP=NEVER, SUPPRESSION CODE-
OPT=BLKSUP MESSAGE PROCESSING OPTIONS
USSMSG MSG=IST1489I, MESSAGE ID-
TEXT='IST1489I APING SESSION INFORMATION', -
ROUTCDE=2, ROUTING CODE-
DESC=5, DESCRIPTOR CODE-
SUPP=NEVER, SUPPRESSION CODE-
OPT=NOBLKSUP MESSAGE PROCESSING OPTIONS
USSMSG MSG=IST1490I, MESSAGE ID-
TEXT='IST1490I DLU=% SID=%(2)', -
ROUTCDE=2, ROUTING CODE-
DESC=5, DESCRIPTOR CODE-
SUPP=NEVER, SUPPRESSION CODE-
OPT=BLKSUP MESSAGE PROCESSING OPTIONS
USSMSG MSG=IST1493I, MESSAGE ID-
TEXT='IST1493I RTP SUMMARY FOR % COUNT = %(2) RTPONLY = -
%(3)', -
ROUTCDE=2, ROUTING CODE-
DESC=5, DESCRIPTOR CODE-
SUPP=NEVER, SUPPRESSION CODE-
OPT=BLKSUP MESSAGE PROCESSING OPTIONS
USSMSG MSG=IST1494I, MESSAGE ID-

```

```

TEXT='IST1494I PATH SWITCH % FOR RTP %(2) TO %(3)', -
ROUTCDE=2, ROUTING CODE-
DESC=5, DESCRIPTOR CODE-
SUPP=NEVER, SUPPRESSION CODE-
OPT=BLKSUP MESSAGE PROCESSING OPTIONS
USSMSG MSG=IST1495I, MESSAGE ID-
TEXT='IST1495I NO ALTERNATE ROUTE AVAILABLE', -
ROUTCDE=2, ROUTING CODE-
DESC=5, DESCRIPTOR CODE-
SUPP=NEVER, SUPPRESSION CODE-
OPT=BLKSUP MESSAGE PROCESSING OPTIONS
USSMSG MSG=IST1496I, MESSAGE ID-
TEXT='IST1496I DISPLAY APING FAILED - PRIOR DISPLAY APIN-
G IS EXECUTING', -
ROUTCDE=2, ROUTING CODE-
DESC=5, DESCRIPTOR CODE-
SUPP=SER, SUPPRESSION CODE-
OPT=NOBLKSUP MESSAGE PROCESSING OPTIONS
USSMSG MSG=IST1497I, MESSAGE ID-
TEXT='IST1497I VTAM FUNCTIONAL SUPPORT LEVEL IS %', -
ROUTCDE=2, ROUTING CODE-
DESC=5, DESCRIPTOR CODE-
SUPP=NEVER, SUPPRESSION CODE-
OPT=BLKSUP MESSAGE PROCESSING OPTIONS
USSMSG MSG=IST1498I, MESSAGE ID-
TEXT='IST1498I LOADING NCP FROM %', -
ROUTCDE=(2,8), ROUTING CODE-
DESC=5, DESCRIPTOR CODE-
SUPP=NEVER, SUPPRESSION CODE-
OPT=BLKSUP MESSAGE PROCESSING OPTIONS
USSMSG MSG=IST1499I, MESSAGE ID-
TEXT='IST1499I AHHC SUBCHANNEL % %(2)', -
ROUTCDE=2, ROUTING CODE-
DESC=4, DESCRIPTOR CODE-
SUPP=NEVER, SUPPRESSION CODE-
OPT=BLKSUP MESSAGE PROCESSING OPTIONS
USSMSG MSG=IST1500I, MESSAGE ID-
TEXT='IST1500I STATE TRACE = %', -
ROUTCDE=8, ROUTING CODE-
DESC=5, DESCRIPTOR CODE-
SUPP=NEVER, SUPPRESSION CODE-
OPT=BLKSUP MESSAGE PROCESSING OPTIONS
USSMSG MSG=IST1501I, MESSAGE ID-
TEXT='IST1501I XCF TOKEN = %', -
ROUTCDE=8, ROUTING CODE-
DESC=5, DESCRIPTOR CODE-
SUPP=NEVER, SUPPRESSION CODE-
OPT=BLKSUP MESSAGE PROCESSING OPTIONS
USSMSG MSG=IST1502I, MESSAGE ID-
TEXT='IST1502I ADJACENT CP = %', -
ROUTCDE=8, ROUTING CODE-
DESC=5, DESCRIPTOR CODE-
SUPP=NEVER, SUPPRESSION CODE-
OPT=BLKSUP MESSAGE PROCESSING OPTIONS
USSMSG MSG=IST1503I, MESSAGE ID-
TEXT='IST1503I XCF TOKEN = % STATUS = %(2)', -
ROUTCDE=8, ROUTING CODE-
DESC=5, DESCRIPTOR CODE-
SUPP=NEVER, SUPPRESSION CODE-
OPT=NOBLKSUP MESSAGE PROCESSING OPTIONS
USSMSG MSG=IST1504I, MESSAGE ID-
TEXT='IST1504I XCF CONNECTION WITH % IS INOPERATIVE', -
ROUTCDE=2, ROUTING CODE-
DESC=4, DESCRIPTOR CODE-
SUPP=WARN, SUPPRESSION CODE-
OPT=BLKSUP MESSAGE PROCESSING OPTIONS
USSMSG MSG=IST1505I, MESSAGE ID-
TEXT='IST1505I TYPE = % TOKEN = %(2)', -
ROUTCDE=2, ROUTING CODE-
DESC=4, DESCRIPTOR CODE-
SUPP=NEVER, SUPPRESSION CODE-
OPT=NOBLKSUP MESSAGE PROCESSING OPTIONS
USSMSG MSG=IST1506I, MESSAGE ID-
TEXT='IST1506I % FAILED FOR %(2) - MEMBER LEAVING GROUP', -
ROUTCDE=(2,8), ROUTING CODE-
DESC=4, DESCRIPTOR CODE-
SUPP=WARN, SUPPRESSION CODE-
OPT=BLKSUP MESSAGE PROCESSING OPTIONS
USSMSG MSG=IST1507I, MESSAGE ID-
TEXT='IST1507I VR-BASED TG NOT SUPPORTED', -
ROUTCDE=2, ROUTING CODE-
DESC=5, DESCRIPTOR CODE-

```

```

SUPP=SER, SUPPRESSION CODE-
OPT=BLKSUP MESSAGE PROCESSING OPTIONS
USSMSG MSG=IST1508I, MESSAGE ID-
TEXT='IST1508I CP-CP SESSIONS ON VR-BASED TG NOT SUPPORT-
ED', -
ROUTCDE=2, ROUTING CODE-
DESC=5, DESCRIPTOR CODE-
SUPP=SER, SUPPRESSION CODE-
OPT=BLKSUP MESSAGE PROCESSING OPTIONS
USSMSG MSG=IST1509I, MESSAGE ID-
TEXT='IST1509I % UNKNOWN BUT ACCEPTED -- PREVIOUS VALUE -
WAS %(2)', -
ROUTCDE=2, ROUTING CODE-
DESC=5, DESCRIPTOR CODE-
SUPP=NEVER, SUPPRESSION CODE-
OPT=BLKSUP MESSAGE PROCESSING OPTIONS
USSMSG MSG=IST1510I, MESSAGE ID-
TEXT='IST1510I LLERP = % - RECEIVED = %(2)', -
ROUTCDE=2, ROUTING CODE-
DESC=5, DESCRIPTOR CODE-
SUPP=NEVER, SUPPRESSION CODE-
OPT=BLKSUP MESSAGE PROCESSING OPTIONS
USSMSG MSG=IST1511I, MESSAGE ID-
TEXT='IST1511I MAXIMUM NETWORK LAYER PACKET SIZE = % BYT-
ES', -
ROUTCDE=2, ROUTING CODE-
DESC=5, DESCRIPTOR CODE-
SUPP=NEVER, SUPPRESSION CODE-
OPT=BLKSUP MESSAGE PROCESSING OPTIONS
USSMSG MSG=IST1512I, MESSAGE ID-
TEXT='IST1512I % FAILED - CODE X' %(2)' ' - CUA %(3)', -
ROUTCDE=2, ROUTING CODE-
DESC=5, DESCRIPTOR CODE-
SUPP=NORM, SUPPRESSION CODE-
OPT=BLKSUP MESSAGE PROCESSING OPTIONS
USSMSG MSG=IST1513I, MESSAGE ID-
TEXT='IST1513I % FAILED - %(2)', -
ROUTCDE=2, ROUTING CODE-
DESC=5, DESCRIPTOR CODE-
SUPP=NORM, SUPPRESSION CODE-
OPT=BLKSUP MESSAGE PROCESSING OPTIONS
USSMSG MSG=IST1514I, MESSAGE ID-
TEXT='IST1514I SUBAREA COS APPNCOS', -
ROUTCDE=2, ROUTING CODE-
DESC=5, DESCRIPTOR CODE-
SUPP=NEVER, SUPPRESSION CODE-
OPT=NOBLKSUP MESSAGE PROCESSING OPTIONS
USSMSG MSG=IST1515I, MESSAGE ID-
TEXT='IST1515I % TRACE ACTIVE', -
ROUTCDE=2, ROUTING CODE-
DESC=5, DESCRIPTOR CODE-
SUPP=NORM, SUPPRESSION CODE-
OPT=BLKSUP MESSAGE PROCESSING OPTIONS
USSMSG MSG=IST1516I, MESSAGE ID-
TEXT='IST1516I INITIAL DATA FLOW RATE = % %(2)', -
ROUTCDE=2, ROUTING CODE-
DESC=5, DESCRIPTOR CODE-
SUPP=NEVER, SUPPRESSION CODE-
OPT=BLKSUP MESSAGE PROCESSING OPTIONS
USSMSG MSG=IST1517I, MESSAGE ID-
TEXT='IST1517I LIST HEADERS = % - LOCK HEADERS = %(2)', -
ROUTCDE=2, ROUTING CODE-
DESC=5, DESCRIPTOR CODE-
SUPP=NEVER, SUPPRESSION CODE-
OPT=BLKSUP MESSAGE PROCESSING OPTIONS
USSMSG MSG=IST1518I, MESSAGE ID-
TEXT='IST1518I BASE STRUCTURE IS %', -
ROUTCDE=2, ROUTING CODE-
DESC=5, DESCRIPTOR CODE-
SUPP=NEVER, SUPPRESSION CODE-
OPT=BLKSUP MESSAGE PROCESSING OPTIONS
USSMSG MSG=IST1519I, MESSAGE ID-
TEXT='IST1519I ALTERNATE STRUCTURES ARE:', -
ROUTCDE=2, ROUTING CODE-
DESC=5, DESCRIPTOR CODE-
SUPP=NEVER, SUPPRESSION CODE-
OPT=BLKSUP MESSAGE PROCESSING OPTIONS
USSMSG MSG=IST1520I, MESSAGE ID-
TEXT='IST1520I SUBAREA SEARCH INFORMATION:', -
ROUTCDE=2, ROUTING CODE-
DESC=5, DESCRIPTOR CODE-
SUPP=NEVER, SUPPRESSION CODE-

```


OPT=NOBLKSUP	MESSAGE PROCESSING OPTIONS				
USSMSG MSG=IST1521I,					MESSAGE ID-
TEXT='IST1521I	% NAME	CDINIT	DSRLST	IOCD	INT-
OTH TOTAL',					-
ROUTCDE=2,					ROUTING CODE-
DESC=5,					DESCRIPTOR CODE-
SUPP=NEVER,					SUPPRESSION CODE-
OPT=NOBLKSUP					MESSAGE PROCESSING OPTIONS
USSMSG MSG=IST1522I,					MESSAGE ID-
TEXT='IST1522I	%	%(2)	%(3)	%(4)	%(5) -
%(6)',					-
ROUTCDE=2,					ROUTING CODE-
DESC=5,					DESCRIPTOR CODE-
SUPP=NEVER,					SUPPRESSION CODE-
OPT=NOBLKSUP					MESSAGE PROCESSING OPTIONS
USSMSG MSG=IST1523I,					MESSAGE ID-
TEXT='IST1523I	OLU		DLU		-
SID RU',					-
ROUTCDE=2,					ROUTING CODE-
DESC=5,					DESCRIPTOR CODE-
SUPP=NEVER,					SUPPRESSION CODE-
OPT=NOBLKSUP					MESSAGE PROCESSING OPTIONS
USSMSG MSG=IST1524I,					MESSAGE ID-
TEXT='IST1524I	%	%(2)	%(3)	%(4)'	-
ROUTCDE=2,					ROUTING CODE-
DESC=5,					DESCRIPTOR CODE-
SUPP=NEVER,					SUPPRESSION CODE-
OPT=NOBLKSUP					MESSAGE PROCESSING OPTIONS
USSMSG MSG=IST1525I,					MESSAGE ID-
TEXT='IST1525I	TOTAL NUMBER OF OUTSTANDING SEARCHES =				-
%,					-
ROUTCDE=2,					ROUTING CODE-
DESC=5,					DESCRIPTOR CODE-
SUPP=NEVER,					SUPPRESSION CODE-
OPT=NOBLKSUP					MESSAGE PROCESSING OPTIONS
USSMSG MSG=IST1526I,					MESSAGE ID-
TEXT='IST1526I	APPN SEARCH INFORMATION:',				-
ROUTCDE=2,					ROUTING CODE-
DESC=5,					DESCRIPTOR CODE-
SUPP=NEVER,					SUPPRESSION CODE-
OPT=NOBLKSUP					MESSAGE PROCESSING OPTIONS
USSMSG MSG=IST1527I,					MESSAGE ID-
TEXT='IST1527I	% NAME	TYPE	STATUS	BROADCAST D-	-
IRECTED TOTAL',					-
ROUTCDE=2,					ROUTING CODE-
DESC=5,					DESCRIPTOR CODE-
SUPP=NEVER,					SUPPRESSION CODE-
OPT=NOBLKSUP					MESSAGE PROCESSING OPTIONS
USSMSG MSG=IST1528I,					MESSAGE ID-
TEXT='IST1528I	%	%(2)	%(3)	%(4)	%(5) %(6-
)',					-
ROUTCDE=2,					ROUTING CODE-
DESC=5,					DESCRIPTOR CODE-
SUPP=NEVER,					SUPPRESSION CODE-
OPT=NOBLKSUP					MESSAGE PROCESSING OPTIONS
USSMSG MSG=IST1529I,					MESSAGE ID-
TEXT='IST1529I	OLU		DLU		-
SID LOCATE',					-
ROUTCDE=2,					ROUTING CODE-
DESC=5,					DESCRIPTOR CODE-
SUPP=NEVER,					SUPPRESSION CODE-
OPT=NOBLKSUP					MESSAGE PROCESSING OPTIONS
USSMSG MSG=IST1530I,					MESSAGE ID-
TEXT='IST1530I	%	%(2)	%(3)	%(4)'	-
ROUTCDE=2,					ROUTING CODE-
DESC=5,					DESCRIPTOR CODE-
SUPP=NEVER,					SUPPRESSION CODE-
OPT=NOBLKSUP					MESSAGE PROCESSING OPTIONS
USSMSG MSG=IST1531I,					MESSAGE ID-
TEXT='IST1531I	SID = %	CP(OLU) =	%(2)'		-
ROUTCDE=2,					ROUTING CODE-
DESC=5,					DESCRIPTOR CODE-
SUPP=NEVER,					SUPPRESSION CODE-
OPT=NOBLKSUP					MESSAGE PROCESSING OPTIONS
USSMSG MSG=IST1532I,					MESSAGE ID-
TEXT='IST1532I	OLU = %	DLU =	%(2)'		-
ROUTCDE=2,					ROUTING CODE-
DESC=5,					DESCRIPTOR CODE-
SUPP=NEVER,					SUPPRESSION CODE-
OPT=NOBLKSUP					MESSAGE PROCESSING OPTIONS
USSMSG MSG=IST1533I,					MESSAGE ID-
TEXT='IST1533I	SEARCH CONCENTRATED =	%	RDS =	%(2)-	

```

,
ROUTCDE=2, ROUTING CODE-
DESC=5, DESCRIPTOR CODE-
SUPP=NEVER, SUPPRESSION CODE-
OPT=NOBLKSUP MESSAGE PROCESSING OPTIONS
USSMSG MSG=IST1534I, MESSAGE ID-
TEXT='IST1534I SSCP/CP IN OLU DIRECTION = %', -
ROUTCDE=2, ROUTING CODE-
DESC=5, DESCRIPTOR CODE-
SUPP=NEVER, SUPPRESSION CODE-
OPT=NOBLKSUP MESSAGE PROCESSING OPTIONS
USSMSG MSG=IST1535I, MESSAGE ID-
TEXT='IST1535I REPLY RETURNED TO ORIGINATING CP = %', -
ROUTCDE=2, ROUTING CODE-
DESC=5, DESCRIPTOR CODE-
SUPP=NEVER, SUPPRESSION CODE-
OPT=NOBLKSUP MESSAGE PROCESSING OPTIONS
USSMSG MSG=IST1536I, MESSAGE ID-
TEXT='IST1536I CONCENTRATED BEHIND % %(2)', -
ROUTCDE=2, ROUTING CODE-
DESC=5, DESCRIPTOR CODE-
SUPP=NEVER, SUPPRESSION CODE-
OPT=NOBLKSUP MESSAGE PROCESSING OPTIONS
USSMSG MSG=IST1537I, MESSAGE ID-
TEXT='IST1537I AWAITING REPLY FROM THE FOLLOWING NODE(-
S):', -
ROUTCDE=2, ROUTING CODE-
DESC=5, DESCRIPTOR CODE-
SUPP=NEVER, SUPPRESSION CODE-
OPT=NOBLKSUP MESSAGE PROCESSING OPTIONS
USSMSG MSG=IST1538I, MESSAGE ID-
TEXT='IST1538I % %(2) %(3)', -
ROUTCDE=2, ROUTING CODE-
DESC=5, DESCRIPTOR CODE-
SUPP=NEVER, SUPPRESSION CODE-
OPT=NOBLKSUP MESSAGE PROCESSING OPTIONS
USSMSG MSG=IST1539I, MESSAGE ID-
TEXT='IST1539I PCID MODIFIER = %', -
ROUTCDE=2, ROUTING CODE-
DESC=5, DESCRIPTOR CODE-
SUPP=NEVER, SUPPRESSION CODE-
OPT=NOBLKSUP MESSAGE PROCESSING OPTIONS
USSMSG MSG=IST1540I, MESSAGE ID-
TEXT='IST1540I SEARCH STATUS = % SSCP(OLU) = %(2)', -
ROUTCDE=2, ROUTING CODE-
DESC=5, DESCRIPTOR CODE-
SUPP=NEVER, SUPPRESSION CODE-
OPT=NOBLKSUP MESSAGE PROCESSING OPTIONS
USSMSG MSG=IST1541I, MESSAGE ID-
TEXT='IST1541I LOCATES PENDING = % CURRENT TASK = %(-
2)', -
ROUTCDE=2, ROUTING CODE-
DESC=5, DESCRIPTOR CODE-
SUPP=NEVER, SUPPRESSION CODE-
OPT=NOBLKSUP MESSAGE PROCESSING OPTIONS
USSMSG MSG=IST1542I, MESSAGE ID-
TEXT='IST1542I NO ADJSSCP ROUTING INFORMATION AVAILABL-
E', -
ROUTCDE=2, ROUTING CODE-
DESC=5, DESCRIPTOR CODE-
SUPP=NEVER, SUPPRESSION CODE-
OPT=NOBLKSUP MESSAGE PROCESSING OPTIONS
USSMSG MSG=IST1543I, MESSAGE ID-
TEXT='IST1543I REQUESTS CONCENTRATED BEHIND THIS SEAR-
H = %', -
ROUTCDE=2, ROUTING CODE-
DESC=5, DESCRIPTOR CODE-
SUPP=NEVER, SUPPRESSION CODE-
OPT=NOBLKSUP MESSAGE PROCESSING OPTIONS
USSMSG MSG=IST1544I, MESSAGE ID-
TEXT='IST1544I DIAL OUT PURGE IN PROGRESS - ID = %', -
ROUTCDE=8, ROUTING CODE-
DESC=4, DESCRIPTOR CODE-
SUPP=SER, SUPPRESSION CODE-
OPT=BLKSUP MESSAGE PROCESSING OPTIONS
USSMSG MSG=IST1545I, MESSAGE ID-
TEXT='IST1545I NODE ROLE VECTOR = %', -
ROUTCDE=2, ROUTING CODE-
DESC=5, DESCRIPTOR CODE-
SUPP=NEVER, SUPPRESSION CODE-
OPT=NOBLKSUP MESSAGE PROCESSING OPTIONS
USSMSG MSG=IST1546I, MESSAGE ID-

```

```

TEXT='IST1546I CDRM      STATUS      SUBAREA ELEMENT NETID -
SSCPID',
ROUTCDE=2,
DESC=5,
SUPP=NEVER,
OPT=NOBLKSUP
MESSAGE PROCESSING OPTIONS
USSMSG MSG=IST1547I,
TEXT='IST1547I % (2) % (3) % (4) % (5) % (6)',
ROUTCDE=2,
DESC=5,
SUPP=NEVER,
OPT=NOBLKSUP,
MSGVLV=START
MESSAGE PROCESSING OPTIONS
MESSAGE ID-
ISSUE OLD MESSAGE
USSMSG MSG=IST1548I,
TEXT='IST1548I BROADCAST = %
(2)',
ROUTCDE=2,
DESC=5,
SUPP=NEVER,
OPT=NOBLKSUP
MESSAGE PROCESSING OPTIONS
MESSAGE ID-
DIRECTED = -
ROUTING CODE-
DESCRIPTOR CODE-
SUPPRESSION CODE-
MESSAGE PROCESSING OPTIONS
USSMSG MSG=IST1549I,
TEXT='IST1549I OWNER = % MNPS STATE = % (2)',
ROUTCDE=2,
DESC=5,
SUPP=NEVER,
OPT=BLKSUP
MESSAGE PROCESSING OPTIONS
MESSAGE ID-
ROUTING CODE-
DESCRIPTOR CODE-
SUPPRESSION CODE-
MESSAGE PROCESSING OPTIONS
USSMSG MSG=IST1550I,
TEXT='IST1550I MNPS STATE = %',
ROUTCDE=2,
DESC=5,
SUPP=NEVER,
OPT=BLKSUP
MESSAGE PROCESSING OPTIONS
MESSAGE ID-
ROUTING CODE-
DESCRIPTOR CODE-
SUPPRESSION CODE-
MESSAGE PROCESSING OPTIONS
USSMSG MSG=IST1551I,
TEXT='IST1551I %',
ROUTCDE=2,
DESC=5,
SUPP=NEVER,
OPT=NOBLKSUP
MESSAGE PROCESSING OPTIONS
MESSAGE ID-
ROUTING CODE-
DESCRIPTOR CODE-
SUPPRESSION CODE-
MESSAGE PROCESSING OPTIONS
USSMSG MSG=IST1552I,
TEXT='IST1552I MAC = % MACTYPE = % (2)',
ROUTCDE=2,
DESC=5,
SUPP=NEVER,
OPT=BLKSUP
MESSAGE PROCESSING OPTIONS
MESSAGE ID-
ROUTING CODE-
DESCRIPTOR CODE-
SUPPRESSION CODE-
MESSAGE PROCESSING OPTIONS
USSMSG MSG=IST1553I,
TEXT='IST1553I % (2) % (3)',
ROUTCDE=2,
DESC=5,
SUPP=NEVER,
OPT=NOBLKSUP
MESSAGE PROCESSING OPTIONS
MESSAGE ID-
ROUTING CODE-
DESCRIPTOR CODE-
SUPPRESSION CODE-
MESSAGE PROCESSING OPTIONS
USSMSG MSG=IST1554I,
TEXT='IST1554I PVCNAME = %',
ROUTCDE=2,
DESC=5,
SUPP=NEVER,
OPT=BLKSUP
MESSAGE PROCESSING OPTIONS
MESSAGE ID-
ROUTING CODE-
DESCRIPTOR CODE-
SUPPRESSION CODE-
MESSAGE PROCESSING OPTIONS
USSMSG MSG=IST1555I,
TEXT='IST1555I VPCI/VCI = %',
ROUTCDE=2,
DESC=5,
SUPP=NEVER,
OPT=BLKSUP
MESSAGE PROCESSING OPTIONS
MESSAGE ID-
ROUTING CODE-
DESCRIPTOR CODE-
SUPPRESSION CODE-
MESSAGE PROCESSING OPTIONS
USSMSG MSG=IST1556I,
TEXT='IST1556I ATM % FAILURE: ID = % (2) STATUS = % (3)',
ROUTCDE=2,
DESC=5,
SUPP=SER,
OPT=BLKSUP
MESSAGE PROCESSING OPTIONS
MESSAGE ID-
ROUTING CODE-
DESCRIPTOR CODE-
SUPPRESSION CODE-
MESSAGE PROCESSING OPTIONS
USSMSG MSG=IST1557I,
TEXT='IST1557I MEDIUM = %, PORT NAME = % (2)',
ROUTCDE=2,
DESC=5,
SUPP=NEVER,
OPT=BLKSUP
MESSAGE PROCESSING OPTIONS
MESSAGE ID-
ROUTING CODE-
DESCRIPTOR CODE-
SUPPRESSION CODE-
MESSAGE PROCESSING OPTIONS
USSMSG MSG=IST1558I,
TEXT='IST1558I DIAG = % (2) % (3) % (4) % (5) % (6)',
ROUTCDE=2,
DESC=5,
SUPP=SER,
OPT=BLKSUP
MESSAGE PROCESSING OPTIONS
MESSAGE ID-
ROUTING CODE-
DESCRIPTOR CODE-
SUPPRESSION CODE-
MESSAGE PROCESSING OPTIONS
USSMSG MSG=IST1559I,
TEXT='IST1559I ATM ADDRESS

```

```

        TYPE          FORMAT',
        ROUTCDE=2,
        DESC=5,
        SUPP=NEVER,
        OPT=NOBLKSUP
USSMSG MSG=IST1560I,
        TEXT='IST1560I VARY ACT % CHANGE FAILED',
        ROUTCDE=2,
        DESC=5,
        SUPP=NEVER,
        OPT=BLKSUP
USSMSG MSG=IST1561I,
        TEXT='IST1561I PORTNAME ON TRLE NOT VALID',
        ROUTCDE=2,
        DESC=5,
        SUPP=NEVER,
        OPT=BLKSUP
USSMSG MSG=IST1562I,
        TEXT='IST1562I CAUSE = %',
        ROUTCDE=2,
        DESC=5,
        SUPP=SER,
        OPT=BLKSUP
USSMSG MSG=IST1563I,
        TEXT='IST1563I CKEYNAME = % CKEY = %(2) CERTIFY = %(3)',
        ROUTCDE=2,
        DESC=5,
        SUPP=NEVER,
        OPT=BLKSUP
USSMSG MSG=IST1564I,
        TEXT='IST1564I TSO NOT ACTIVE',
        ROUTCDE=2,
        DESC=5,
        SUPP=NEVER,
        OPT=NOBLKSUP
USSMSG MSG=IST1565I,
        TEXT='IST1565I % MODULES = %(2)K',
        ROUTCDE=2,
        DESC=5,
        SUPP=NEVER,
        OPT=BLKSUP
USSMSG MSG=IST1566I,
        TEXT='IST1566I MODULE % IS NOT LOADED INTO CSA/ECSA',
        ROUTCDE=2,
        DESC=5,
        SUPP=NEVER,
        OPT=BLKSUP
USSMSG MSG=IST1567I,
        TEXT='IST1567I % %(2) %(3)',
        ROUTCDE=2,
        DESC=5,
        SUPP=NEVER,
        OPT=NOBLKSUP
USSMSG MSG=IST1568I,
        TEXT='IST1568I INLP = % ONLP = %(2) BFNLP = %(3)',
        ROUTCDE=2,
        DESC=4,
        SUPP=NEVER,
        OPT=NOBLKSUP
USSMSG MSG=IST1569I,
        TEXT='IST1569I INLP = % ONLP = %(2)',
        ROUTCDE=2,
        DESC=4,
        SUPP=NEVER,
        OPT=NOBLKSUP
USSMSG MSG=IST1570I,
        TEXT='IST1570I NBYTECTO = % NBYTECT = %(2)',
        ROUTCDE=2,
        DESC=4,
        SUPP=NEVER,
        OPT=NOBLKSUP
USSMSG MSG=IST1571I,
        TEXT='IST1571I % ENTRY POINT IS %(2) LEVEL IS %(3)',
        ROUTCDE=8,
        DESC=5,
        SUPP=NEVER,
        OPT=NOBLKSUP
USSMSG MSG=IST1572I,
        TEXT='IST1572I MODULE % CANNOT BE LOCATED',
        ROUTCDE=8,
        DESC=5,
        SUPP=NEVER,

```

```

      OPT=BLKSUP                                MESSAGE PROCESSING OPTIONS
USSMSG MSG=IST1573I,                            MESSAGE ID-
      TEXT='IST1573I % STORAGE DISPLAY BEGINS AT LOCATION %(2) -
      ,
      ROUTCDE=8,                                ROUTING CODE-
      DESC=5,                                    DESCRIPTOR CODE-
      SUPP=NEVER,                               SUPPRESSION CODE-
      OPT=BLKSUP                                MESSAGE PROCESSING OPTIONS
USSMSG MSG=IST1574I,                            MESSAGE ID-
      TEXT='IST1574I % %(2) %(3) %(4) %(5) %(6)', -
      ROUTCDE=8,                                ROUTING CODE-
      DESC=5,                                    DESCRIPTOR CODE-
      SUPP=NEVER,                               SUPPRESSION CODE-
      OPT=NOBLKSUP                             MESSAGE PROCESSING OPTIONS
USSMSG MSG=IST1575I,                            MESSAGE ID-
      TEXT='IST1575I DIALNO FOR PID: % %(2)', -
      ROUTCDE=2,                                ROUTING CODE-
      DESC=5,                                    DESCRIPTOR CODE-
      SUPP=NEVER,                               SUPPRESSION CODE-
      OPT=BLKSUP                                MESSAGE PROCESSING OPTIONS
USSMSG MSG=IST1576I,                            MESSAGE ID-
      TEXT='IST1576I DYNAMIC SWITCHED MAJOR NODE % CREATED', -
      ROUTCDE=2,                                ROUTING CODE-
      DESC=5,                                    DESCRIPTOR CODE-
      SUPP=NEVER,                               SUPPRESSION CODE-
      OPT=NOBLKSUP                             MESSAGE PROCESSING OPTIONS
USSMSG MSG=IST1577I,                            MESSAGE ID-
      TEXT='IST1577I HEADER SIZE = % DATA SIZE = %(2) STORAGE -
      = %(3)', -
      ROUTCDE=2,                                ROUTING CODE-
      DESC=5,                                    DESCRIPTOR CODE-
      SUPP=NEVER,                               SUPPRESSION CODE-
      OPT=BLKSUP                                MESSAGE PROCESSING OPTIONS
USSMSG MSG=IST1578I,                            MESSAGE ID-
      TEXT='IST1578I % INOP DETECTED FOR %(2) BY %(3) CODE = % -
      (4)', -
      ROUTCDE=2,                                ROUTING CODE-
      DESC=5,                                    DESCRIPTOR CODE-
      SUPP=NEVER,                               SUPPRESSION CODE-
      OPT=BLKSUP                                MESSAGE PROCESSING OPTIONS
USSMSG MSG=IST1579I,                            MESSAGE ID-
      TEXT='IST1579I -----
      -----', -
      ROUTCDE=2,                                ROUTING CODE-
      DESC=5,                                    DESCRIPTOR CODE-
      SUPP=NEVER,                               SUPPRESSION CODE-
      OPT=NOBLKSUP                             MESSAGE PROCESSING OPTIONS
USSMSG MSG=IST1580I,                            MESSAGE ID-
      TEXT='IST1580I XID RECEIVED BY VTAM:', -
      ROUTCDE=8,                                ROUTING CODE-
      DESC=5,                                    DESCRIPTOR CODE-
      SUPP=SER,                                  SUPPRESSION CODE-
      OPT=NOBLKSUP                             MESSAGE PROCESSING OPTIONS
USSMSG MSG=IST1582I,                            MESSAGE ID-
      TEXT='IST1582I CONTROL VECTOR X''22'' ANALYSIS:', -
      ROUTCDE=8,                                ROUTING CODE-
      DESC=5,                                    DESCRIPTOR CODE-
      SUPP=SER,                                  SUPPRESSION CODE-
      OPT=NOBLKSUP                             MESSAGE PROCESSING OPTIONS
USSMSG MSG=IST1583I,                            MESSAGE ID-
      TEXT='IST1583I BYTE OFFSET OF FIRST BYTE IN ERROR = -
      %', -
      ROUTCDE=8,                                ROUTING CODE-
      DESC=5,                                    DESCRIPTOR CODE-
      SUPP=SER,                                  SUPPRESSION CODE-
      OPT=NOBLKSUP                             MESSAGE PROCESSING OPTIONS
USSMSG MSG=IST1584I,                            MESSAGE ID-
      TEXT='IST1584I BIT OFFSET OF FIRST BIT IN ERROR = %' -
      ,ROUTCDE=8,                                ROUTING CODE-
      DESC=5,                                    DESCRIPTOR CODE-
      SUPP=SER,                                  SUPPRESSION CODE-
      OPT=NOBLKSUP                             MESSAGE PROCESSING OPTIONS
USSMSG MSG=IST1585I,                            MESSAGE ID-
      TEXT='IST1585I SENSE CODE = %', -
      ROUTCDE=8,                                ROUTING CODE-
      DESC=5,                                    DESCRIPTOR CODE-
      SUPP=SER,                                  SUPPRESSION CODE-
      OPT=NOBLKSUP                             MESSAGE PROCESSING OPTIONS
USSMSG MSG=IST1586I,                            MESSAGE ID-
      TEXT='IST1586I XID SENT BY VTAM:', -
      ROUTCDE=8,                                ROUTING CODE-
      DESC=5,                                    DESCRIPTOR CODE-

```

	SUPP=SER,	SUPPRESSION CODE-
	OPT=NOBLKSUP	MESSAGE PROCESSING OPTIONS
USSMSG	MSG=IST1587I,	MESSAGE ID-
	TEXT='IST1587I ORIGIN NCE X'%'',	-
	ROUTCDE=2,	ROUTING CODE-
	DESC=5,	DESCRIPTOR CODE-
	SUPP=NEVER,	SUPPRESSION CODE-
	OPT=NOBLKSUP	MESSAGE PROCESSING OPTIONS
USSMSG	MSG=IST1588I,	MESSAGE ID-
	TEXT='IST1588I RTP END TO END ROUTE - COMPUTED SESSION P-	-
	ATH',	-
	ROUTCDE=2,	ROUTING CODE-
	DESC=5,	DESCRIPTOR CODE-
	SUPP=NEVER,	SUPPRESSION CODE-
	OPT=NOBLKSUP	MESSAGE PROCESSING OPTIONS
USSMSG	MSG=IST1589I,	MESSAGE ID-
	TEXT='IST1589I XNETALS = %',	-
	ROUTCDE=8,	ROUTING CODE-
	DESC=9,	DESCRIPTOR CODE-
	SUPP=NEVER,	SUPPRESSION CODE-
	OPT=BLKSUP	MESSAGE PROCESSING OPTIONS
USSMSG	MSG=IST1590I,	MESSAGE ID-
	TEXT='IST1590I PU NETID DIFFERENT THAN HOST AND CONTACTE-	-
	D REQUEST',	-
	ROUTCDE=2,	ROUTING CODE-
	DESC=5,	DESCRIPTOR CODE-
	SUPP=SER,	SUPPRESSION CODE-
	OPT=BLKSUP	MESSAGE PROCESSING OPTIONS
USSMSG	MSG=IST1591I,	MESSAGE ID-
	TEXT='IST1591I NCP NOT LOADED',	-
	ROUTCDE=2,	ROUTING CODE-
	DESC=5,	DESCRIPTOR CODE-
	SUPP=SER,	SUPPRESSION CODE-
	OPT=BLKSUP	MESSAGE PROCESSING OPTIONS
USSMSG	MSG=IST1592I,	MESSAGE ID-
	TEXT='IST1592I NETID IN XID DID NOT MATCH NETID OF PU',	-
	ROUTCDE=2,	ROUTING CODE-
	DESC=5,	DESCRIPTOR CODE-
	SUPP=SER,	SUPPRESSION CODE-
	OPT=BLKSUP	MESSAGE PROCESSING OPTIONS
USSMSG	MSG=IST1593I,	MESSAGE ID-
	TEXT='IST1593I RESOURCE TYPE NOT VALID',	-
	ROUTCDE=2,	ROUTING CODE-
	DESC=5,	DESCRIPTOR CODE-
	SUPP=SER,	SUPPRESSION CODE-
	OPT=BLKSUP	MESSAGE PROCESSING OPTIONS
USSMSG	MSG=IST1594I,	MESSAGE ID-
	TEXT='IST1594I CPNAME IN CONTACTED REQUEST SAME AS SSCPN-	-
	AME',	-
	ROUTCDE=2,	ROUTING CODE-
	DESC=5,	DESCRIPTOR CODE-
	SUPP=SER,	SUPPRESSION CODE-
	OPT=BLKSUP	MESSAGE PROCESSING OPTIONS
USSMSG	MSG=IST1595I,	MESSAGE ID-
	TEXT='IST1595I LINK STATION NOT ASSOCIATED WITH AN NCP',	-
	ROUTCDE=2,	ROUTING CODE-
	DESC=5,	DESCRIPTOR CODE-
	SUPP=SER,	SUPPRESSION CODE-
	OPT=BLKSUP	MESSAGE PROCESSING OPTIONS
USSMSG	MSG=IST1596I,	MESSAGE ID-
	TEXT='IST1596I SWITCHED LINK STATION STATE PCTD2 NOT VAL-	-
	ID FOR LOAD',	-
	ROUTCDE=2,	ROUTING CODE-
	DESC=5,	DESCRIPTOR CODE-
	SUPP=SER,	SUPPRESSION CODE-
	OPT=BLKSUP	MESSAGE PROCESSING OPTIONS
USSMSG	MSG=IST1597I,	MESSAGE ID-
	TEXT='IST1597I SWITCHED CALL=IN NCP NOT VALID',	-
	ROUTCDE=2,	ROUTING CODE-
	DESC=5,	DESCRIPTOR CODE-
	SUPP=SER,	SUPPRESSION CODE-
	OPT=BLKSUP	MESSAGE PROCESSING OPTIONS
USSMSG	MSG=IST1598I,	MESSAGE ID-
	TEXT='IST1598I LEASED LINK STATION STATE PCTD2 NOT VALID-	-
	FOR LOAD',	-
	ROUTCDE=2,	ROUTING CODE-
	DESC=5,	DESCRIPTOR CODE-
	SUPP=SER,	SUPPRESSION CODE-
	OPT=BLKSUP	MESSAGE PROCESSING OPTIONS
USSMSG	MSG=IST1599I,	MESSAGE ID-
	TEXT='IST1599I NCP INDICATES LOAD REQUIRED BUT LOAD=NO',	-
	ROUTCDE=2,	ROUTING CODE-

DESC=5,	DESCRIPTOR CODE-
SUPP=SER,	SUPPRESSION CODE-
OPT=BLKSUP	MESSAGE PROCESSING OPTIONS
USSMSG MSG=IST1600I,	MESSAGE ID-
TEXT='IST1600I LOAD MODULE MISMATCH - LOAD=NO',	-
ROUTCDE=2,	ROUTING CODE-
DESC=5,	DESCRIPTOR CODE-
SUPP=SER,	SUPPRESSION CODE-
OPT=BLKSUP	MESSAGE PROCESSING OPTIONS
USSMSG MSG=IST1601I,	MESSAGE ID-
TEXT='IST1601I APPN SEARCHES TO % ARE %(2)',	-
ROUTCDE=2,	ROUTING CODE-
DESC=3,	DESCRIPTOR CODE-
SUPP=SER,	SUPPRESSION CODE-
OPT=BLKSUP	MESSAGE PROCESSING OPTIONS
USSMSG MSG=IST1602I,	MESSAGE ID-
TEXT='IST1602I RU ERROR: EXTRA CV X''%''',	-
ROUTCDE=2,	ROUTING CODE-
DESC=5,	DESCRIPTOR CODE-
SUPP=SER,	SUPPRESSION CODE-
OPT=BLKSUP	MESSAGE PROCESSING OPTIONS
USSMSG MSG=IST1603I,	MESSAGE ID-
TEXT='IST1603I RU ERROR: INVALID POSITIVE RESPONSE',	-
ROUTCDE=2,	ROUTING CODE-
DESC=5,	DESCRIPTOR CODE-
SUPP=SER,	SUPPRESSION CODE-
OPT=BLKSUP	MESSAGE PROCESSING OPTIONS
USSMSG MSG=IST1604I,	MESSAGE ID-
TEXT='IST1604I RU ERROR: LENGTH, FORMAT, OR TYPE NOT VAL-	-
ID',	-
ROUTCDE=2,	ROUTING CODE-
DESC=5,	DESCRIPTOR CODE-
SUPP=SER,	SUPPRESSION CODE-
OPT=BLKSUP	MESSAGE PROCESSING OPTIONS
USSMSG MSG=IST1605I,	MESSAGE ID-
TEXT='IST1605I RU ERROR: MISSING CV X''0B''',	-
ROUTCDE=2,	ROUTING CODE-
DESC=5,	DESCRIPTOR CODE-
SUPP=SER,	SUPPRESSION CODE-
OPT=BLKSUP	MESSAGE PROCESSING OPTIONS
USSMSG MSG=IST1606I,	MESSAGE ID-
TEXT='IST1606I DIAL RETRY FAILED',	-
ROUTCDE=2,	ROUTING CODE-
DESC=5,	DESCRIPTOR CODE-
SUPP=SER,	SUPPRESSION CODE-
OPT=BLKSUP	MESSAGE PROCESSING OPTIONS
USSMSG MSG=IST1607I,	MESSAGE ID-
TEXT='IST1607I RU ERROR: RESPONSE TOO LONG',	-
ROUTCDE=2,	ROUTING CODE-
DESC=5,	DESCRIPTOR CODE-
SUPP=SER,	SUPPRESSION CODE-
OPT=BLKSUP	MESSAGE PROCESSING OPTIONS
USSMSG MSG=IST1608I,	MESSAGE ID-
TEXT='IST1608I RU ERROR: RESPONSE TOO SHORT',	-
ROUTCDE=2,	ROUTING CODE-
DESC=5,	DESCRIPTOR CODE-
SUPP=SER,	SUPPRESSION CODE-
OPT=BLKSUP	MESSAGE PROCESSING OPTIONS
USSMSG MSG=IST1609I,	MESSAGE ID-
TEXT='IST1609I CV X''0B'' INDICATES ADJACENT LINK STATIO-	-
N NOT SUPPORTED',	-
ROUTCDE=2,	ROUTING CODE-
DESC=5,	DESCRIPTOR CODE-
SUPP=SER,	SUPPRESSION CODE-
OPT=BLKSUP	MESSAGE PROCESSING OPTIONS
USSMSG MSG=IST1610I,	MESSAGE ID-
TEXT='IST1610I CORRELATOR MISMATCH - LOAD=NO',	-
ROUTCDE=2,	ROUTING CODE-
DESC=5,	DESCRIPTOR CODE-
SUPP=SER,	SUPPRESSION CODE-
OPT=BLKSUP	MESSAGE PROCESSING OPTIONS
USSMSG MSG=IST1611I,	MESSAGE ID-
TEXT='IST1611I CORRELATOR MISMATCH - NCP ACQUIRED BEFORE-	-
ACTIVATION',	-
ROUTCDE=2,	ROUTING CODE-
DESC=5,	DESCRIPTOR CODE-
SUPP=SER,	SUPPRESSION CODE-
OPT=BLKSUP	MESSAGE PROCESSING OPTIONS
USSMSG MSG=IST1612I,	MESSAGE ID-
TEXT='IST1612I LOAD MODULE MISMATCH - EXPECTED % FOUND %-	-
(2)',	-
ROUTCDE=2,	ROUTING CODE-

DESC=5,	DESCRIPTOR CODE-
SUPP=SER,	SUPPRESSION CODE-
OPT=BLKSUP	MESSAGE PROCESSING OPTIONS
USSMSG MSG=IST1613I,	MESSAGE ID-
TEXT='IST1613I TYPE = % ATTN = %(2)',	-
ROUTCDE=2,	ROUTING CODE-
DESC=4,	DESCRIPTOR CODE-
SUPP=NEVER,	SUPPRESSION CODE-
OPT=NOBLKSUP	MESSAGE PROCESSING OPTIONS
USSMSG MSG=IST1614I,	MESSAGE ID-
TEXT='IST1614I READSIO = % PACKET = %(2) BYT = %(3)',	-
ROUTCDE=2,	ROUTING CODE-
DESC=4,	DESCRIPTOR CODE-
SUPP=NEVER,	SUPPRESSION CODE-
OPT=NOBLKSUP	MESSAGE PROCESSING OPTIONS
USSMSG MSG=IST1615I,	MESSAGE ID-
TEXT='IST1615I ARPACET = % ARBYTE = %(2) MAX = %(3)',	-
ROUTCDE=2,	ROUTING CODE-
DESC=4,	DESCRIPTOR CODE-
SUPP=NEVER,	SUPPRESSION CODE-
OPT=NOBLKSUP	MESSAGE PROCESSING OPTIONS
USSMSG MSG=IST1616I,	MESSAGE ID-
TEXT='IST1616I WRITESIO = % PACKET = %(2) BYT = %(3)',	-
ROUTCDE=2,	ROUTING CODE-
DESC=4,	DESCRIPTOR CODE-
SUPP=NEVER,	SUPPRESSION CODE-
OPT=NOBLKSUP	MESSAGE PROCESSING OPTIONS
USSMSG MSG=IST1617I,	MESSAGE ID-
TEXT='IST1617I AWPACET = % AWBYTE = %(2) MAX = %(3)',	-
ROUTCDE=2,	ROUTING CODE-
DESC=4,	DESCRIPTOR CODE-
SUPP=NEVER,	SUPPRESSION CODE-
OPT=NOBLKSUP	MESSAGE PROCESSING OPTIONS
USSMSG MSG=IST1618I,	MESSAGE ID-
TEXT='IST1618I READCCW = % PCICNT = %(2)',	-
ROUTCDE=2,	ROUTING CODE-
DESC=4,	DESCRIPTOR CODE-
SUPP=NEVER,	SUPPRESSION CODE-
OPT=NOBLKSUP	MESSAGE PROCESSING OPTIONS
USSMSG MSG=IST1619I,	MESSAGE ID-
TEXT='IST1619I WRITECCW = % APPEND = %(2)',	-
ROUTCDE=2,	ROUTING CODE-
DESC=4,	DESCRIPTOR CODE-
SUPP=NEVER,	SUPPRESSION CODE-
OPT=NOBLKSUP	MESSAGE PROCESSING OPTIONS
USSMSG MSG=IST1621I,	MESSAGE ID-
TEXT='IST1621I DUPLICATE CP NAME: % FOR ID = %(2)',	-
ROUTCDE=2,	ROUTING CODE-
DESC=5,	DESCRIPTOR CODE-
SUPP=SER,	SUPPRESSION CODE-
OPT=BLKSUP	MESSAGE PROCESSING OPTIONS
USSMSG MSG=IST1622I,	MESSAGE ID-
TEXT='IST1622I DLCADDR SUBFIELD % NOT VALID - %(2)',	-
ROUTCDE=2,	ROUTING CODE-
DESC=5,	DESCRIPTOR CODE-
SUPP=NEVER,	SUPPRESSION CODE-
OPT=BLKSUP	MESSAGE PROCESSING OPTIONS
USSMSG MSG=IST1623I,	MESSAGE ID-
TEXT='IST1623I DUPLICATE DLCADDR SUBFIELD % - %(2)',	-
ROUTCDE=2,	ROUTING CODE-
DESC=5,	DESCRIPTOR CODE-
SUPP=NEVER,	SUPPRESSION CODE-
OPT=BLKSUP	MESSAGE PROCESSING OPTIONS
USSMSG MSG=IST1624I,	MESSAGE ID-
TEXT='IST1624I DLCADDR SUBFIELD % NOT SPECIFIED - %(2)',	-
ROUTCDE=2,	ROUTING CODE-
DESC=5,	DESCRIPTOR CODE-
SUPP=NEVER,	SUPPRESSION CODE-
OPT=BLKSUP	MESSAGE PROCESSING OPTIONS
USSMSG MSG=IST1625I,	MESSAGE ID-
TEXT='IST1625I STORAGE ADDRESS % IS UNAVAILABLE',	-
ROUTCDE=8,	ROUTING CODE-
DESC=5,	DESCRIPTOR CODE-
SUPP=NEVER,	SUPPRESSION CODE-
OPT=NOBLKSUP	MESSAGE PROCESSING OPTIONS
USSMSG MSG=IST1626I,	MESSAGE ID-
TEXT='IST1626I ALL DATA IN % FOR %(2) REMOVED',	-
ROUTCDE=2,	ROUTING CODE-
DESC=5,	DESCRIPTOR CODE-
SUPP=INFO,	SUPPRESSION CODE-
OPT=BLKSUP	MESSAGE PROCESSING OPTIONS
USSMSG MSG=IST1627I,	MESSAGE ID-


```

TEXT='IST1627I MULTI-NODE PERSISTENT SESSION TIMER EXPIR-
ED',
ROUTCDE=2, ROUTING CODE-
DESC=5, DESCRIPTOR CODE-
SUPP=INFO, SUPPRESSION CODE-
OPT=BLKSUP MESSAGE PROCESSING OPTIONS
USSMSG MSG=IST1628I, MESSAGE ID-
TEXT='IST1628I DATA WAS IN AN UNRECOVERABLE STATE - %', -
ROUTCDE=2, ROUTING CODE-
DESC=5, DESCRIPTOR CODE-
SUPP=INFO, SUPPRESSION CODE-
OPT=BLKSUP MESSAGE PROCESSING OPTIONS
USSMSG MSG=IST1629I, MESSAGE ID-
TEXT='IST1629I MODSRCH = %', -
ROUTCDE=2, ROUTING CODE-
DESC=5, DESCRIPTOR CODE-
SUPP=NEVER, SUPPRESSION CODE-
OPT=BLKSUP MESSAGE PROCESSING OPTIONS
USSMSG MSG=IST1630I, MESSAGE ID-
TEXT='IST1630I % ACTIVATION FAILED - HPR=RTP REQUIRED WI-
TH HPDT MPC', -
ROUTCDE=2, ROUTING CODE-
DESC=5, DESCRIPTOR CODE-
SUPP=SER, SUPPRESSION CODE-
OPT=BLKSUP MESSAGE PROCESSING OPTIONS
USSMSG MSG=IST1631I, MESSAGE ID-
TEXT='IST1631I % SUBCHANNEL %(2) %(3)', -
ROUTCDE=2, ROUTING CODE-
DESC=5, DESCRIPTOR CODE-
SUPP=SER, SUPPRESSION CODE-
OPT=BLKSUP MESSAGE PROCESSING OPTIONS
USSMSG MSG=IST1632I, MESSAGE ID-
TEXT='IST1632I VPACING = %', -
ROUTCDE=2, ROUTING CODE-
DESC=5, DESCRIPTOR CODE-
SUPP=NEVER, SUPPRESSION CODE-
OPT=NOBLKSUP MESSAGE PROCESSING OPTIONS
USSMSG MSG=IST1633I, MESSAGE ID-
TEXT='IST1633I ASRCVLM = %', -
ROUTCDE=2, ROUTING CODE-
DESC=5, DESCRIPTOR CODE-
SUPP=NEVER, SUPPRESSION CODE-
OPT=BLKSUP MESSAGE PROCESSING OPTIONS
USSMSG MSG=IST1634I, MESSAGE ID-
TEXT='IST1634I DATA SPACE USAGE: CURRENT = % MAXIMUM = -
%(2)', -
ROUTCDE=2, ROUTING CODE-
DESC=5, DESCRIPTOR CODE-
SUPP=NEVER, SUPPRESSION CODE-
OPT=BLKSUP MESSAGE PROCESSING OPTIONS
USSMSG MSG=IST1635I, MESSAGE ID-
TEXT='IST1635I % HSCB TYPE: %(2) LOCATED AT ADDRESS X'%-
(3)''', -
ROUTCDE=2, ROUTING CODE-
DESC=5, DESCRIPTOR CODE-
SUPP=NEVER, SUPPRESSION CODE-
OPT=BLKSUP MESSAGE PROCESSING OPTIONS
USSMSG MSG=IST1636I, MESSAGE ID-
TEXT='IST1636I PACING STAGE(S) AND VALUES:', -
ROUTCDE=2, ROUTING CODE-
DESC=5, DESCRIPTOR CODE-
SUPP=NEVER, SUPPRESSION CODE-
OPT=BLKSUP MESSAGE PROCESSING OPTIONS
USSMSG MSG=IST1637I, MESSAGE ID-
TEXT='IST1637I PLU--STAGE 1--SLU', -
ROUTCDE=2, ROUTING CODE-
DESC=5, DESCRIPTOR CODE-
SUPP=NEVER, SUPPRESSION CODE-
OPT=NOBLKSUP MESSAGE PROCESSING OPTIONS
USSMSG MSG=IST1638I, MESSAGE ID-
TEXT='IST1638I %: PRIMARY TO SECONDARY DIRECTION - %(2)', -
ROUTCDE=2, ROUTING CODE-
DESC=5, DESCRIPTOR CODE-
SUPP=NEVER, SUPPRESSION CODE-
OPT=BLKSUP MESSAGE PROCESSING OPTIONS
USSMSG MSG=IST1639I, MESSAGE ID-
TEXT='IST1639I PRIMARY SEND: CURRENT = % N-
EXT = %(2)', -
ROUTCDE=2, ROUTING CODE-
DESC=5, DESCRIPTOR CODE-
SUPP=NEVER, SUPPRESSION CODE-
OPT=NOBLKSUP MESSAGE PROCESSING OPTIONS

```

```

USSMSG MSG=IST1640I,                MESSAGE ID-
TEXT='IST1640I'                     SECONDARY RECEIVE = '%', -
ROUTCDE=2,                          ROUTING CODE-
DESC=5,                             DESCRIPTOR CODE-
SUPP=NEVER,                         SUPPRESSION CODE-
OPT=NOBLKSUP                        MESSAGE PROCESSING OPTIONS
USSMSG MSG=IST1641I,                MESSAGE ID-
TEXT='IST1641I %: SECONDARY TO PRIMARY DIRECTION - %(2) '-
ROUTCDE=2,                          ROUTING CODE-
DESC=5,                             DESCRIPTOR CODE-
SUPP=NEVER,                         SUPPRESSION CODE-
OPT=BLKSUP                          MESSAGE PROCESSING OPTIONS
USSMSG MSG=IST1642I,                MESSAGE ID-
TEXT='IST1642I'                     SECONDARY SEND: CURRENT = % N-
EXT = %(2)',                        ROUTING CODE-
ROUTCDE=2,                          DESCRIPTOR CODE-
DESC=5,                             SUPPRESSION CODE-
SUPP=NEVER,                         MESSAGE PROCESSING OPTIONS
OPT=NOBLKSUP                        MESSAGE ID-
USSMSG MSG=IST1643I,                = '%', -
TEXT='IST1643I'                     PRIMARY RECEIVE
ROUTCDE=2,                          ROUTING CODE-
DESC=5,                             DESCRIPTOR CODE-
SUPP=NEVER,                         SUPPRESSION CODE-
OPT=NOBLKSUP                        MESSAGE PROCESSING OPTIONS
USSMSG MSG=IST1644I,                MESSAGE ID-
TEXT='IST1644I PLU--STAGE 1-----|-----STAGE 2--SLU', -
ROUTCDE=2,                          ROUTING CODE-
DESC=5,                             DESCRIPTOR CODE-
SUPP=NEVER,                         SUPPRESSION CODE-
OPT=BLKSUP                          MESSAGE PROCESSING OPTIONS
USSMSG MSG=IST1645I,                MESSAGE ID-
TEXT='IST1645I PLU--STAGE 1-----|-----STAGE 2-----|-----
STAGE 3--SLU',                      ROUTING CODE-
ROUTCDE=2,                          DESCRIPTOR CODE-
DESC=5,                             SUPPRESSION CODE-
SUPP=NEVER,                         MESSAGE PROCESSING OPTIONS
OPT=BLKSUP                          MESSAGE ID-
USSMSG MSG=IST1649I,                = '%(3) '-
TEXT='IST1649I ORIGIN = % TARGET = %(2) STATUS = %(3) '-
ROUTCDE=2,                          ROUTING CODE-
DESC=5,                             DESCRIPTOR CODE-
SUPP=NEVER,                         SUPPRESSION CODE-
OPT=NOBLKSUP                        MESSAGE PROCESSING OPTIONS
USSMSG MSG=IST1650I,                MESSAGE ID-
TEXT='IST1650I IDX INITIALIZATION FAILED FOR % DEVICE %(
2) CODE %(3)',                      ROUTING CODE-
ROUTCDE=8,                          DESCRIPTOR CODE-
DESC=5,                             SUPPRESSION CODE-
SUPP=SER,                           MESSAGE PROCESSING OPTIONS
OPT=BLKSUP                          MESSAGE ID-
USSMSG MSG=IST1651I,                = '%(3) '-
TEXT='IST1651I IDX RECEIVED BY VTAM:',
ROUTCDE=8,                          ROUTING CODE-
DESC=5,                             DESCRIPTOR CODE-
SUPP=SER,                           SUPPRESSION CODE-
OPT=NOBLKSUP                        MESSAGE PROCESSING OPTIONS
USSMSG MSG=IST1652I,                MESSAGE ID-
TEXT='IST1652I IDX SENT BY VTAM:',
ROUTCDE=8,                          ROUTING CODE-
DESC=5,                             DESCRIPTOR CODE-
SUPP=SER,                           SUPPRESSION CODE-
OPT=NOBLKSUP                        MESSAGE PROCESSING OPTIONS
USSMSG MSG=IST1653I,                MESSAGE ID-
TEXT='IST1653I RWSIO = % WCH = %(2) RCH = %(3)', -
ROUTCDE=2,                          ROUTING CODE-
DESC=4,                             DESCRIPTOR CODE-
SUPP=NEVER,                         SUPPRESSION CODE-
OPT=NOBLKSUP                        MESSAGE PROCESSING OPTIONS
USSMSG MSG=IST1654I,                MESSAGE ID-
TEXT='IST1654I INPACKET = % INBYTE = %(2) MAX = %(3)', -
ROUTCDE=2,                          ROUTING CODE-
DESC=4,                             DESCRIPTOR CODE-
SUPP=NEVER,                         SUPPRESSION CODE-
OPT=NOBLKSUP                        MESSAGE PROCESSING OPTIONS
USSMSG MSG=IST1655I,                MESSAGE ID-
TEXT='IST1655I OTPACKET = % OTBYTE = %(2) MAX = %(3)', -
ROUTCDE=2,                          ROUTING CODE-
DESC=4,                             DESCRIPTOR CODE-
SUPP=NEVER,                         SUPPRESSION CODE-
OPT=NOBLKSUP                        MESSAGE PROCESSING OPTIONS
USSMSG MSG=IST1658I,                MESSAGE ID-

```

```

TEXT='IST1658I XID3 NEGOTIATION ERROR - DEVICE % - SENSE-
= %(2)',
ROUTCDE=8, ROUTING CODE-
DESC=5, DESCRIPTOR CODE-
SUPP=SER, SUPPRESSION CODE-
OPT=NOBLKSUP MESSAGE PROCESSING OPTIONS
USSMSG MSG=IST1660A, MESSAGE ID-
TEXT='IST1660A ENTER PASSWORD FOR % %(2)',
ROUTCDE=(2,9), ROUTING CODE-
DESC=3, DESCRIPTOR CODE-
SUPP=NEVER, SUPPRESSION CODE-
OPT=BLKSUP MESSAGE PROCESSING OPTIONS
USSMSG MSG=IST1661I, MESSAGE ID-
TEXT='IST1661I % PARAMETER NOT VALID FROM PROGRAM OPERAT-
OR',
ROUTCDE=2, ROUTING CODE-
DESC=5, DESCRIPTOR CODE-
SUPP=SER, SUPPRESSION CODE-
OPT=BLKSUP MESSAGE PROCESSING OPTIONS
USSMSG MSG=IST1662I, MESSAGE ID-
TEXT='IST1662I % PARAMETER VALUE NOT ALLOWED',
ROUTCDE=2, ROUTING CODE-
DESC=5, DESCRIPTOR CODE-
SUPP=SER, SUPPRESSION CODE-
OPT=BLKSUP MESSAGE PROCESSING OPTIONS
USSMSG MSG=IST1663I, MESSAGE ID-
TEXT='IST1663I % %(2) COMMAND FAILED - %(3)',
ROUTCDE=2, ROUTING CODE-
DESC=5, DESCRIPTOR CODE-
SUPP=SER, SUPPRESSION CODE-
OPT=BLKSUP MESSAGE PROCESSING OPTIONS
USSMSG MSG=IST1664I, MESSAGE ID-
TEXT='IST1664I PASSWORD MUST BE 1-8 CHARACTERS',
ROUTCDE=2, ROUTING CODE-
DESC=5, DESCRIPTOR CODE-
SUPP=SER, SUPPRESSION CODE-
OPT=BLKSUP MESSAGE PROCESSING OPTIONS
USSMSG MSG=IST1665I, MESSAGE ID-
TEXT='IST1665I CSALIMIT VALUE % EXCEEDS SYSTEM CSA LIMIT-
',
ROUTCDE=2, ROUTING CODE-
DESC=4, DESCRIPTOR CODE-
SUPP=NEVER, SUPPRESSION CODE-
OPT=BLKSUP MESSAGE PROCESSING OPTIONS
USSMSG MSG=IST1666I, MESSAGE ID-
TEXT='IST1666I SYSTEM CSA LIMIT WILL BE USED FOR CSALIMI-
T',
ROUTCDE=2, ROUTING CODE-
DESC=4, DESCRIPTOR CODE-
SUPP=NEVER, SUPPRESSION CODE-
OPT=BLKSUP MESSAGE PROCESSING OPTIONS
USSMSG MSG=IST1667I, MESSAGE ID-
TEXT='IST1667I SYSTEM CSA LIMIT = %',
ROUTCDE=2, ROUTING CODE-
DESC=4, DESCRIPTOR CODE-
SUPP=NEVER, SUPPRESSION CODE-
OPT=BLKSUP MESSAGE PROCESSING OPTIONS
USSMSG MSG=IST1668I, MESSAGE ID-
TEXT='IST1668I LUNAME IPADDR..PORT',
ROUTCDE=2, ROUTING CODE-
DESC=5, DESCRIPTOR CODE-
SUPP=NEVER, SUPPRESSION CODE-
OPT=NOBLKSUP MESSAGE PROCESSING OPTIONS
USSMSG MSG=IST1669I, MESSAGE ID-
TEXT='IST1669I IPADDR..PORT %',
ROUTCDE=2, ROUTING CODE-
DESC=5, DESCRIPTOR CODE-
SUPP=NEVER, SUPPRESSION CODE-
OPT=NOBLKSUP MESSAGE PROCESSING OPTIONS
USSMSG MSG=IST1670I, MESSAGE ID-
TEXT='IST1670I % %(2)',
ROUTCDE=2, ROUTING CODE-
DESC=5, DESCRIPTOR CODE-
SUPP=NEVER, SUPPRESSION CODE-
OPT=NOBLKSUP MESSAGE PROCESSING OPTIONS
USSMSG MSG=IST1671I, MESSAGE ID-
TEXT='IST1671I % MAPSTO %(2)',
ROUTCDE=2, ROUTING CODE-
DESC=5, DESCRIPTOR CODE-
SUPP=NEVER, SUPPRESSION CODE-
OPT=NOBLKSUP MESSAGE PROCESSING OPTIONS
USSMSG MSG=IST1672I, MESSAGE ID-

```

```

TEXT='IST1672I CURRENT NETWORK NODE SERVER NOT FOUND IN -
ACTIVE NETSRVR LIST',
ROUTCDE=2, ROUTING CODE-
DESC=4, DESCRIPTOR CODE-
SUPP=NEVER, SUPPRESSION CODE-
OPT=NOBLKSUP MESSAGE PROCESSING OPTIONS
USSMSG MSG=IST1673I, MESSAGE ID-
TEXT='IST1673I SWITCH TO PREFERRED NETWORK NODE SERVER I-
S COMPLETE',
ROUTCDE=2, ROUTING CODE-
DESC=4, DESCRIPTOR CODE-
SUPP=NEVER, SUPPRESSION CODE-
OPT=NOBLKSUP MESSAGE PROCESSING OPTIONS
USSMSG MSG=IST1674I, MESSAGE ID-
TEXT='IST1674I PREFERRED NETWORK NODE SERVER = %',
ROUTCDE=2, ROUTING CODE-
DESC=4, DESCRIPTOR CODE-
SUPP=NEVER, SUPPRESSION CODE-
OPT=NOBLKSUP MESSAGE PROCESSING OPTIONS
USSMSG MSG=IST1675I, MESSAGE ID-
TEXT='IST1675I ACTIVE NETSRVR LIST AND PREFERRED NN SERV-
ER ARE MERGED',
ROUTCDE=2, ROUTING CODE-
DESC=4, DESCRIPTOR CODE-
SUPP=NEVER, SUPPRESSION CODE-
OPT=NOBLKSUP MESSAGE PROCESSING OPTIONS
USSMSG MSG=IST1676I, MESSAGE ID-
TEXT='IST1676I SWITCH TO PREFERRED NETWORK NODE SERVER F-
AILED - CODE = %',
ROUTCDE=2, ROUTING CODE-
DESC=4, DESCRIPTOR CODE-
SUPP=NEVER, SUPPRESSION CODE-
OPT=NOBLKSUP MESSAGE PROCESSING OPTIONS
USSMSG MSG=IST1677I, MESSAGE ID-
TEXT='IST1677I PREFERRED NETWORK NODE SERVER',
ROUTCDE=2, ROUTING CODE-
DESC=4, DESCRIPTOR CODE-
SUPP=NEVER, SUPPRESSION CODE-
OPT=NOBLKSUP MESSAGE PROCESSING OPTIONS
USSMSG MSG=IST1678I, MESSAGE ID-
TEXT='IST1678I FFST NOT AVAILABLE',
ROUTCDE=2, ROUTING CODE-
DESC=5, DESCRIPTOR CODE-
SUPP=NEVER, SUPPRESSION CODE-
OPT=NOBLKSUP MESSAGE PROCESSING OPTIONS
USSMSG MSG=IST1679I, MESSAGE ID-
TEXT='IST1679I MEDIUM = %',
ROUTCDE=2, ROUTING CODE-
DESC=5, DESCRIPTOR CODE-
SUPP=INFO, SUPPRESSION CODE-
OPT=BLKSUP MESSAGE PROCESSING OPTIONS
USSMSG MSG=IST1680I, MESSAGE ID-
TEXT='IST1680I % IP ADDRESS %(2)',
ROUTCDE=2, ROUTING CODE-
DESC=5, DESCRIPTOR CODE-
SUPP=INFO, SUPPRESSION CODE-
OPT=BLKSUP MESSAGE PROCESSING OPTIONS
USSMSG MSG=IST1681I, MESSAGE ID-
TEXT='IST1681I LOCAL SAP = % REMOTE SAP = %(2)',
ROUTCDE=2, ROUTING CODE-
DESC=5, DESCRIPTOR CODE-
SUPP=INFO, SUPPRESSION CODE-
OPT=BLKSUP MESSAGE PROCESSING OPTIONS
USSMSG MSG=IST1682I, MESSAGE ID-
TEXT='IST1682I HPR/IP % FAILURE: ID = %(2)',
ROUTCDE=2, ROUTING CODE-
DESC=5, DESCRIPTOR CODE-
SUPP=SER, SUPPRESSION CODE-
OPT=BLKSUP MESSAGE PROCESSING OPTIONS
USSMSG MSG=IST1683I, MESSAGE ID-
TEXT='IST1683I HPR/IP % FAILURE: ID = %(2) STATUS = %(3)-
',
ROUTCDE=2, ROUTING CODE-
DESC=5, DESCRIPTOR CODE-
SUPP=SER, SUPPRESSION CODE-
OPT=BLKSUP MESSAGE PROCESSING OPTIONS
USSMSG MSG=IST1684I, MESSAGE ID-
TEXT='IST1684I RETURN CODE = % REASON CODE = %(2)',
ROUTCDE=2, ROUTING CODE-
DESC=5, DESCRIPTOR CODE-
SUPP=SER, SUPPRESSION CODE-
OPT=BLKSUP MESSAGE PROCESSING OPTIONS

```

USSMSG MSG=IST1685I,	MESSAGE ID-
TEXT='IST1685I TCP/IP JOB NAME = %',	-
ROUTCDE=2,	ROUTING CODE-
DESC=5,	DESCRIPTOR CODE-
SUPP=INFO,	SUPPRESSION CODE-
OPT=BLKSUP	MESSAGE PROCESSING OPTIONS
USSMSG MSG=IST1686I,	MESSAGE ID-
TEXT='IST1686I NO USABLE TCP/IP JOB AVAILABLE FOR HPR/IP-	-
,	-
ROUTCDE=2,	ROUTING CODE-
DESC=5,	DESCRIPTOR CODE-
SUPP=SER,	SUPPRESSION CODE-
OPT=BLKSUP	MESSAGE PROCESSING OPTIONS
USSMSG MSG=IST1687I,	MESSAGE ID-
TEXT='IST1687I HPR/IP PORT NOT AVAILABLE',	-
ROUTCDE=2,	ROUTING CODE-
DESC=5,	DESCRIPTOR CODE-
SUPP=SER,	SUPPRESSION CODE-
OPT=BLKSUP	MESSAGE PROCESSING OPTIONS
USSMSG MSG=IST1688I,	MESSAGE ID-
TEXT='IST1688I EXCESSIVE TIME % DETECTED FOR STRUCTURE %-	-
(2)',	-
ROUTCDE=2,	ROUTING CODE-
DESC=5,	DESCRIPTOR CODE-
SUPP=WARN,	SUPPRESSION CODE-
OPT=BLKSUP	MESSAGE PROCESSING OPTIONS
USSMSG MSG=IST1689I,	MESSAGE ID-
TEXT='IST1689I % FAILED - NOT CONNECTED TO %(2)',	-
ROUTCDE=2,	ROUTING CODE-
DESC=5,	DESCRIPTOR CODE-
SUPP=NEVER,	SUPPRESSION CODE-
OPT=BLKSUP	MESSAGE PROCESSING OPTIONS
USSMSG MSG=IST1690I,	MESSAGE ID-
TEXT='IST1690I VARY CFS FAILED - ALREADY CONNECTED TO %'-	-
,ROUTCDE=2,	ROUTING CODE-
DESC=5,	DESCRIPTOR CODE-
SUPP=NEVER,	SUPPRESSION CODE-
OPT=BLKSUP	MESSAGE PROCESSING OPTIONS
USSMSG MSG=IST1691I,	MESSAGE ID-
TEXT='IST1691I VARY CFS FAILED - % IS NOT AVAILABLE',	-
ROUTCDE=2,	ROUTING CODE-
DESC=5,	DESCRIPTOR CODE-
SUPP=NEVER,	SUPPRESSION CODE-
OPT=BLKSUP	MESSAGE PROCESSING OPTIONS
USSMSG MSG=IST1692I,	MESSAGE ID-
TEXT='IST1692I TCB = % TCP PORT = %(2)',	-
ROUTCDE=8,	ROUTING CODE-
DESC=5,	DESCRIPTOR CODE-
SUPP=NEVER,	SUPPRESSION CODE-
OPT=NOBLKSUP	MESSAGE PROCESSING OPTIONS
USSMSG MSG=IST1693I,	MESSAGE ID-
TEXT='IST1693I NETWORK ADDRESS RECEIVED FOR % IN USE',	-
ROUTCDE=8,	ROUTING CODE-
DESC=5,	DESCRIPTOR CODE-
SUPP=WARN,	SUPPRESSION CODE-
OPT=BLKSUP	MESSAGE PROCESSING OPTIONS
USSMSG MSG=IST1694I,	MESSAGE ID-
TEXT='IST1694I REASON = SEQUENCE NUMBER ERROR',	-
ROUTCDE=8,	ROUTING CODE-
DESC=4,	DESCRIPTOR CODE-
SUPP=INFO,	SUPPRESSION CODE-
OPT=NOBLKSUP	MESSAGE PROCESSING OPTIONS
USSMSG MSG=IST1695I,	MESSAGE ID-
TEXT='IST1695I PU NAME CP NAME COSNAME SWITCH-	-
CONGEST STALL SESS',	-
ROUTCDE=2,	ROUTING CODE-
DESC=5,	DESCRIPTOR CODE-
SUPP=NEVER,	SUPPRESSION CODE-
OPT=NOBLKSUP	MESSAGE PROCESSING OPTIONS
USSMSG MSG=IST1696I,	MESSAGE ID-
TEXT='IST1696I % %(2) %(3) %(4) %(5) %(6)',	-
ROUTCDE=2,	ROUTING CODE-
DESC=5,	DESCRIPTOR CODE-
SUPP=NEVER,	SUPPRESSION CODE-
OPT=NOBLKSUP	MESSAGE PROCESSING OPTIONS
USSMSG MSG=IST1697I,	MESSAGE ID-
TEXT='IST1697I RTP PACING ALGORITHM = ARB RESPONSIVE MOD-	-
E',	-
ROUTCDE=2,	ROUTING CODE-
DESC=5,	DESCRIPTOR CODE-
SUPP=NEVER,	SUPPRESSION CODE-
OPT=BLKSUP	MESSAGE PROCESSING OPTIONS

```

USSMSG MSG=IST1698I, MESSAGE ID-
TEXT='IST1698I PROBE % ATTEMPTED - FFST NOT AVAILABLE', -
ROUTCDE=2, ROUTING CODE-
DESC=5, DESCRIPTOR CODE-
SUPP=WARN, SUPPRESSION CODE-
OPT=NOBLKSUP MESSAGE PROCESSING OPTIONS
USSMSG MSG=IST1700I, MESSAGE ID-
TEXT='IST1700I % CONFLICTS WITH %(2) %(3)', -
ROUTCDE=2, ROUTING CODE-
DESC=5, DESCRIPTOR CODE-
SUPP=WARN, SUPPRESSION CODE-
OPT=BLKSUP MESSAGE PROCESSING OPTIONS
USSMSG MSG=IST1701I, MESSAGE ID-
TEXT='IST1701I CP NAME LOCATE SIZE', -
ROUTCDE=2, ROUTING CODE-
DESC=5, DESCRIPTOR CODE-
SUPP=INFO, SUPPRESSION CODE-
OPT=NOBLKSUP MESSAGE PROCESSING OPTIONS
USSMSG MSG=IST1702I, MESSAGE ID-
TEXT='IST1702I % %(2)', -
ROUTCDE=2, ROUTING CODE-
DESC=5, DESCRIPTOR CODE-
SUPP=INFO, SUPPRESSION CODE-
OPT=NOBLKSUP MESSAGE PROCESSING OPTIONS
USSMSG MSG=IST1703I, MESSAGE ID-
TEXT='IST1703I DESIRED LOCATE SIZE = % LAST LOCATE SIZE-
= %(2)', -
ROUTCDE=2, ROUTING CODE-
DESC=5, DESCRIPTOR CODE-
SUPP=INFO, SUPPRESSION CODE-
OPT=BLKSUP MESSAGE PROCESSING OPTIONS
USSMSG MSG=IST1704I, MESSAGE ID-
TEXT='IST1704I % = %(2) FROM ADJACENT SSCP TABLE', -
ROUTCDE=2, ROUTING CODE-
DESC=5, DESCRIPTOR CODE-
SUPP=NEVER, SUPPRESSION CODE-
OPT=BLKSUP MESSAGE PROCESSING OPTIONS
USSMSG MSG=IST1705I, MESSAGE ID-
TEXT='IST1705I % = %(2) FROM START OPTION', -
ROUTCDE=2, ROUTING CODE-
DESC=5, DESCRIPTOR CODE-
SUPP=NEVER, SUPPRESSION CODE-
OPT=BLKSUP MESSAGE PROCESSING OPTIONS
USSMSG MSG=IST1706I, MESSAGE ID-
TEXT='IST1706I PARTNER NAME GENERIC RESOURCE ME-
MBER ATTRIBUTES', -
ROUTCDE=2, ROUTING CODE-
DESC=5, DESCRIPTOR CODE-
SUPP=NEVER, SUPPRESSION CODE-
OPT=NOBLKSUP MESSAGE PROCESSING OPTIONS
USSMSG MSG=IST1707I, MESSAGE ID-
TEXT='IST1707I % %(2) %(3) %(4)', -
ROUTCDE=2, ROUTING CODE-
DESC=5, DESCRIPTOR CODE-
SUPP=NEVER, SUPPRESSION CODE-
OPT=NOBLKSUP MESSAGE PROCESSING OPTIONS
USSMSG MSG=IST1708I, MESSAGE ID-
TEXT='IST1708I % FAILED - GENERIC RESOURCES NOT AVAILABL-
E', -
ROUTCDE=2, ROUTING CODE-
DESC=5, DESCRIPTOR CODE-
SUPP=NEVER, SUPPRESSION CODE-
OPT=BLKSUP MESSAGE PROCESSING OPTIONS
USSMSG MSG=IST1709I, MESSAGE ID-
TEXT='IST1709I % FAILED - NOT CONNECTED TO %(2)', -
ROUTCDE=2, ROUTING CODE-
DESC=5, DESCRIPTOR CODE-
SUPP=NEVER, SUPPRESSION CODE-
OPT=BLKSUP MESSAGE PROCESSING OPTIONS
USSMSG MSG=IST1710I, MESSAGE ID-
TEXT='IST1710I RSCV FROM PLU SAVED AT SESSION ACTIVATION-
', -
ROUTCDE=2, ROUTING CODE-
DESC=5, DESCRIPTOR CODE-
SUPP=NEVER, SUPPRESSION CODE-
OPT=NOBLKSUP MESSAGE PROCESSING OPTIONS
USSMSG MSG=IST1711I, MESSAGE ID-
TEXT='IST1711I RSCV TOWARDS SLU SAVED AT SESSION ACTIVAT-
ION', -
ROUTCDE=2, ROUTING CODE-
DESC=5, DESCRIPTOR CODE-
SUPP=NEVER, SUPPRESSION CODE-

```

```

      OPT=NOBLKSUP                MESSAGE PROCESSING OPTIONS
USSMSG MSG=IST1713I,              MESSAGE ID-
TEXT='IST1713I RTP RSCV IN THE DIRECTION OF THE %', -
ROUTCDE=2,                        ROUTING CODE-
DESC=5,                           DESCRIPTOR CODE-
SUPP=NEVER,                       SUPPRESSION CODE-
OPT=NOBLKSUP                      MESSAGE PROCESSING OPTIONS
USSMSG MSG=IST1714I,              MESSAGE ID-
TEXT='IST1714I NO PATH INFORMATION EXISTS', -
ROUTCDE=2,                        ROUTING CODE-
DESC=5,                           DESCRIPTOR CODE-
SUPP=NEVER,                       SUPPRESSION CODE-
OPT=NOBLKSUP                      MESSAGE PROCESSING OPTIONS
USSMSG MSG=IST1715I,              MESSAGE ID-
TEXT='IST1715I MPCLEVEL = %      MPCUSAGE = %(2)', -
ROUTCDE=2,                        ROUTING CODE-
DESC=5,                           DESCRIPTOR CODE-
SUPP=NEVER,                       SUPPRESSION CODE-
OPT=NOBLKSUP                      MESSAGE PROCESSING OPTIONS
USSMSG MSG=IST1716I,              MESSAGE ID-
TEXT='IST1716I PORTNAME = %      LINKNUM = %(2)   OSA CODE -
LEVEL = %(3)', -
ROUTCDE=2,                        ROUTING CODE-
DESC=5,                           DESCRIPTOR CODE-
SUPP=NEVER,                       SUPPRESSION CODE-
OPT=NOBLKSUP                      MESSAGE PROCESSING OPTIONS
USSMSG MSG=IST1717I,              MESSAGE ID-
TEXT='IST1717I ULPID = % ULP INTERFACE = %(2)', -
ROUTCDE=2,                        ROUTING CODE-
DESC=5,                           DESCRIPTOR CODE-
SUPP=NEVER,                       SUPPRESSION CODE-
OPT=BLKSUP                        MESSAGE PROCESSING OPTIONS
USSMSG MSG=IST1718I,              MESSAGE ID-
TEXT='IST1718I DATAPATH DEVICE % NOT FOUND FOR TRLE %(2)-
', -
ROUTCDE=2,                        ROUTING CODE-
DESC=5,                           DESCRIPTOR CODE-
SUPP=NEVER,                       SUPPRESSION CODE-
OPT=NOBLKSUP                      MESSAGE PROCESSING OPTIONS
USSMSG MSG=IST1719I,              MESSAGE ID-
TEXT='IST1719I PCIREALO = % PCIREAL = %(2)', -
ROUTCDE=2,                        ROUTING CODE-
DESC=5,                           DESCRIPTOR CODE-
SUPP=NEVER,                       SUPPRESSION CODE-
OPT=NOBLKSUP                      MESSAGE PROCESSING OPTIONS
USSMSG MSG=IST1720I,              MESSAGE ID-
TEXT='IST1720I PCIVIRTO = % PCIVIRT = %(2)', -
ROUTCDE=2,                        ROUTING CODE-
DESC=5,                           DESCRIPTOR CODE-
SUPP=NEVER,                       SUPPRESSION CODE-
OPT=NOBLKSUP                      MESSAGE PROCESSING OPTIONS
USSMSG MSG=IST1721I,              MESSAGE ID-
TEXT='IST1721I SBALCNTO = % SBALCNT = %(2)', -
ROUTCDE=2,                        ROUTING CODE-
DESC=5,                           DESCRIPTOR CODE-
SUPP=NEVER,                       SUPPRESSION CODE-
OPT=NOBLKSUP                      MESSAGE PROCESSING OPTIONS
USSMSG MSG=IST1722I,              MESSAGE ID-
TEXT='IST1722I PACKCNTO = % PACKCNT = %(2)', -
ROUTCDE=2,                        ROUTING CODE-
DESC=5,                           DESCRIPTOR CODE-
SUPP=NEVER,                       SUPPRESSION CODE-
OPT=NOBLKSUP                      MESSAGE PROCESSING OPTIONS
USSMSG MSG=IST1723I,              MESSAGE ID-
TEXT='IST1723I SIGACNTO = % SIGACNT = %(2)', -
ROUTCDE=2,                        ROUTING CODE-
DESC=5,                           DESCRIPTOR CODE-
SUPP=NEVER,                       SUPPRESSION CODE-
OPT=NOBLKSUP                      MESSAGE PROCESSING OPTIONS
USSMSG MSG=IST1724I,              MESSAGE ID-
TEXT='IST1724I I/O TRACE = %      TRACE LENGTH = %(2)', -
ROUTCDE=2,                        ROUTING CODE-
DESC=5,                           DESCRIPTOR CODE-
SUPP=NEVER,                       SUPPRESSION CODE-
OPT=NOBLKSUP                      MESSAGE PROCESSING OPTIONS
USSMSG MSG=IST1725E,              MESSAGE ID-
TEXT='IST1725E STORAGE SHORTAGE IN % - UNABLE TO RECONNE-
CT', -
ROUTCDE=2,                        ROUTING CODE-
DESC=11,                          DESCRIPTOR CODE-
SUPP=NEVER,                       SUPPRESSION CODE-
OPT=BLKSUP                        MESSAGE PROCESSING OPTIONS

```

```

USSMSG MSG=IST1726I, MESSAGE ID-
TEXT='IST1726I CONNECTION IS PENDING DUE TO STORAGE SHOR-
TAG',
ROUTCDE=2, ROUTING CODE-
DESC=5, DESCRIPTOR CODE-
SUPP=NEVER, SUPPRESSION CODE-
OPT=BLKSUP MESSAGE PROCESSING OPTIONS
USSMSG MSG=IST1727I, MESSAGE ID-
TEXT='IST1727I DNS NAME: %',
ROUTCDE=2, ROUTING CODE-
DESC=5, DESCRIPTOR CODE-
SUPP=NEVER, SUPPRESSION CODE-
OPT=NOBLKSUP MESSAGE PROCESSING OPTIONS
USSMSG MSG=IST1728I, MESSAGE ID-
TEXT='IST1728I %',
ROUTCDE=2, ROUTING CODE-
DESC=5, DESCRIPTOR CODE-
SUPP=NEVER, SUPPRESSION CODE-
OPT=NOBLKSUP MESSAGE PROCESSING OPTIONS
USSMSG MSG=IST1729I, MESSAGE ID-
TEXT='IST1729I OPTION % MUST BE CODED WHEN SUBTRACE %(2)-
IS SPECIFIED',
ROUTCDE=2, ROUTING CODE-
DESC=5, DESCRIPTOR CODE-
SUPP=NORM, SUPPRESSION CODE-
OPT=BLKSUP MESSAGE PROCESSING OPTIONS
USSMSG MSG=IST1730I, MESSAGE ID-
TEXT='IST1730I SUBTRACE % ACTIVE UNDER TRACE OPTION %(2)-
',
ROUTCDE=2, ROUTING CODE-
DESC=5, DESCRIPTOR CODE-
SUPP=NORM, SUPPRESSION CODE-
OPT=BLKSUP MESSAGE PROCESSING OPTIONS
USSMSG MSG=IST1731I, MESSAGE ID-
TEXT='IST1731I % ACTIVATION FAILED - HPR=RTP REQUIRED WI-
TH HPR/IP',
ROUTCDE=2, ROUTING CODE-
DESC=5, DESCRIPTOR CODE-
SUPP=SER, SUPPRESSION CODE-
OPT=BLKSUP MESSAGE PROCESSING OPTIONS
USSMSG MSG=IST1732I, MESSAGE ID-
TEXT='IST1732I VTAM INITIATED SLOWDOWN TERMINATION FOR D-
EVICE %',
ROUTCDE=2, ROUTING CODE-
DESC=4, DESCRIPTOR CODE-
SUPP=NEVER, SUPPRESSION CODE-
OPT=BLKSUP MESSAGE PROCESSING OPTIONS
USSMSG MSG=IST1733I, MESSAGE ID-
TEXT='IST1733I DEVICE % HAS BEEN IN SLOWDOWN FOR MORE TH-
AN %(2) SECONDS',
ROUTCDE=2, ROUTING CODE-
DESC=5, DESCRIPTOR CODE-
SUPP=NORM, SUPPRESSION CODE-
OPT=BLKSUP MESSAGE PROCESSING OPTIONS
USSMSG MSG=IST1734I, MESSAGE ID-
TEXT='IST1734I DEVICE % INITIATED SLOWDOWN TERMINATION',
ROUTCDE=2, ROUTING CODE-
DESC=4, DESCRIPTOR CODE-
SUPP=NORM, SUPPRESSION CODE-
OPT=BLKSUP MESSAGE PROCESSING OPTIONS
USSMSG MSG=IST1736I, MESSAGE ID-
TEXT='IST1736I
PU NAME',
ROUTCDE=2, ROUTING CODE-
DESC=5, DESCRIPTOR CODE-
SUPP=NEVER, SUPPRESSION CODE-
OPT=NOBLKSUP MESSAGE PROCESSING OPTIONS
USSMSG MSG=IST1737I, MESSAGE ID-
TEXT='IST1737I
%',
ROUTCDE=2, ROUTING CODE-
DESC=5, DESCRIPTOR CODE-
SUPP=NEVER, SUPPRESSION CODE-
OPT=NOBLKSUP MESSAGE PROCESSING OPTIONS
USSMSG MSG=IST1738I, MESSAGE ID-
TEXT='IST1738I ANR LABEL TP ER N-
UMBER',
ROUTCDE=2, ROUTING CODE-
DESC=5, DESCRIPTOR CODE-
SUPP=NEVER, SUPPRESSION CODE-
OPT=NOBLKSUP MESSAGE PROCESSING OPTIONS
USSMSG MSG=IST1739I, MESSAGE ID-
TEXT='IST1739I % %(2) %(3)',
ROUTCDE=2, ROUTING CODE-

```


DESC=5,	DESCRIPTOR CODE-
SUPP=NEVER,	SUPPRESSION CODE-
OPT=NOBLKSUP	MESSAGE PROCESSING OPTIONS
USSMSG MSG=IST1740I,	MESSAGE ID-
TEXT='IST1740I IBMTGPS IN % IS EMPTY - PROCESSING CONTIN-	-
UES',	-
ROUTCDE=2,	ROUTING CODE-
DESC=5,	DESCRIPTOR CODE-
SUPP=WARN,	SUPPRESSION CODE-
OPT=NOBLKSUP	MESSAGE PROCESSING OPTIONS
USSMSG MSG=IST1743I,	MESSAGE ID-
TEXT='IST1743I IBMTGPS IN % NOT FOUND - PROCESSING CONTI-	-
NUES',	-
ROUTCDE=2,	ROUTING CODE-
DESC=5,	DESCRIPTOR CODE-
SUPP=WARN,	SUPPRESSION CODE-
OPT=NOBLKSUP	MESSAGE PROCESSING OPTIONS
USSMSG MSG=IST1744I,	MESSAGE ID-
TEXT='IST1744I IBMTGPS IN % IN ERROR - PROCESSING CONTIN-	-
UES',	-
ROUTCDE=2,	ROUTING CODE-
DESC=5,	DESCRIPTOR CODE-
SUPP=WARN,	SUPPRESSION CODE-
OPT=NOBLKSUP	MESSAGE PROCESSING OPTIONS
USSMSG MSG=IST1745I,	MESSAGE ID-
TEXT='IST1745I % REJECTED BECAUSE VARYWLD = %(2)',	-
ROUTCDE=5,	ROUTING CODE-
DESC=2,	DESCRIPTOR CODE-
SUPP=SER,	SUPPRESSION CODE-
OPT=BLKSUP	MESSAGE PROCESSING OPTIONS
USSMSG MSG=IST1746I,	MESSAGE ID-
TEXT='IST1746I % COMMAND PROCESSING COMPLETE',	-
ROUTCDE=2,	ROUTING CODE-
DESC=5,	DESCRIPTOR CODE-
SUPP=NEVER,	SUPPRESSION CODE-
OPT=BLKSUP	MESSAGE PROCESSING OPTIONS
USSMSG MSG=IST1747I,	MESSAGE ID-
TEXT='IST1747I SUMMARY OF STATE INFORMATION:',	-
ROUTCDE=2,	ROUTING CODE-
DESC=5,	DESCRIPTOR CODE-
SUPP=NEVER,	SUPPRESSION CODE-
OPT=BLKSUP	MESSAGE PROCESSING OPTIONS
USSMSG MSG=IST1748I,	MESSAGE ID-
TEXT='IST1748I % %(2) %(3)',	-
ROUTCDE=2,	ROUTING CODE-
DESC=5,	DESCRIPTOR CODE-
SUPP=NEVER,	SUPPRESSION CODE-
OPT=BLKSUP	MESSAGE PROCESSING OPTIONS
USSMSG MSG=IST1749I,	MESSAGE ID-
TEXT='IST1749I % REJECTED - VARYWLD = NO FOR APPL %(2)',	-
ROUTCDE=5,	ROUTING CODE-
DESC=2,	DESCRIPTOR CODE-
SUPP=SER,	SUPPRESSION CODE-
OPT=BLKSUP	MESSAGE PROCESSING OPTIONS
USSMSG MSG=IST1750I,	MESSAGE ID-
TEXT='IST1750I PCITHRSO = % PCITHRS = %(2)',	-
ROUTCDE=2,	ROUTING CODE-
DESC=5,	DESCRIPTOR CODE-
SUPP=NEVER,	SUPPRESSION CODE-
OPT=NOBLKSUP	MESSAGE PROCESSING OPTIONS
USSMSG MSG=IST1751I,	MESSAGE ID-
TEXT='IST1751I PCIUNPRO = % PCIUNPRD = %(2)',	-
ROUTCDE=2,	ROUTING CODE-
DESC=5,	DESCRIPTOR CODE-
SUPP=NEVER,	SUPPRESSION CODE-
OPT=NOBLKSUP	MESSAGE PROCESSING OPTIONS
USSMSG MSG=IST1752I,	MESSAGE ID-
TEXT='IST1752I RPROCDEO = % RPROCDEF = %(2)',	-
ROUTCDE=2,	ROUTING CODE-
DESC=5,	DESCRIPTOR CODE-
SUPP=NEVER,	SUPPRESSION CODE-
OPT=NOBLKSUP	MESSAGE PROCESSING OPTIONS
USSMSG MSG=IST1753I,	MESSAGE ID-
TEXT='IST1753I RREPLDEO = % RREPLDEF = %(2)',	-
ROUTCDE=2,	ROUTING CODE-
DESC=5,	DESCRIPTOR CODE-
SUPP=NEVER,	SUPPRESSION CODE-
OPT=NOBLKSUP	MESSAGE PROCESSING OPTIONS
USSMSG MSG=IST1754I,	MESSAGE ID-
TEXT='IST1754I NOREADSO = % NOREADS = %(2)',	-
ROUTCDE=2,	ROUTING CODE-
DESC=5,	DESCRIPTOR CODE-

```

SUPP=NEVER, SUPPRESSION CODE-
OPT=NOBLKSUP MESSAGE PROCESSING OPTIONS
USSMSG MSG=IST1755I, MESSAGE ID-
TEXT='IST1755I SBALMAX = % SBALAVG = %(2)', -
ROUTCDE=2, ROUTING CODE-
DESC=5, DESCRIPTOR CODE-
SUPP=NEVER, SUPPRESSION CODE-
OPT=NOBLKSUP MESSAGE PROCESSING OPTIONS
USSMSG MSG=IST1756I, MESSAGE ID-
TEXT='IST1756I QDPTHMAX = % QDPTHAVG = %(2)', -
ROUTCDE=2, ROUTING CODE-
DESC=5, DESCRIPTOR CODE-
SUPP=NEVER, SUPPRESSION CODE-
OPT=NOBLKSUP MESSAGE PROCESSING OPTIONS
USSMSG MSG=IST1757I, MESSAGE ID-
TEXT='IST1757I PRIORITY%: %(2) PRIORITY%(3): %(4)', -
ROUTCDE=2, ROUTING CODE-
DESC=5, DESCRIPTOR CODE-
SUPP=NEVER, SUPPRESSION CODE-
OPT=NOBLKSUP MESSAGE PROCESSING OPTIONS
USSMSG MSG=IST1758I, MESSAGE ID-
TEXT='IST1758I RSCV TOWARDS DLUR SAVED AT SESSION ACTIVA-
TION', -
ROUTCDE=2, ROUTING CODE-
DESC=5, DESCRIPTOR CODE-
SUPP=NEVER, SUPPRESSION CODE-
OPT=BLKSUP MESSAGE PROCESSING OPTIONS
USSMSG MSG=IST1759I, MESSAGE ID-
TEXT='IST1759I RTP RSCV FROM THE DIRECTION OF THE DLUR', -
ROUTCDE=2, ROUTING CODE-
DESC=5, DESCRIPTOR CODE-
SUPP=NEVER, SUPPRESSION CODE-
OPT=BLKSUP MESSAGE PROCESSING OPTIONS
USSMSG MSG=IST1760I, MESSAGE ID-
TEXT='IST1760I % SUBCHANNEL %(2) VARY OFFLINE NOT ALLOWE-
D', -
ROUTCDE=2, ROUTING CODE-
DESC=5, DESCRIPTOR CODE-
SUPP=NEVER, SUPPRESSION CODE-
OPT=BLKSUP MESSAGE PROCESSING OPTIONS
USSMSG MSG=IST1761I, MESSAGE ID-
TEXT='IST1761I % PARAMETER EXTRANEIOUS FOR DISPLAY ID COM-
MAND', -
ROUTCDE=8, ROUTING CODE-
DESC=5, DESCRIPTOR CODE-
SUPP=SER, SUPPRESSION CODE-
OPT=BLKSUP MESSAGE PROCESSING OPTIONS
USSMSG MSG=IST1762I, MESSAGE ID-
TEXT='IST1762I % ACT FAILED, TCPNAME OR IPADDR START OPT-
ION REQUIRED', -
ROUTCDE=2, ROUTING CODE-
DESC=5, DESCRIPTOR CODE-
SUPP=NEVER, SUPPRESSION CODE-
OPT=BLKSUP MESSAGE PROCESSING OPTIONS
USSMSG MSG=IST1763I, MESSAGE ID-
TEXT='IST1763I NO ACTIVE CP-CP SESSION-CAPABLE TGS EXIST-
', -
ROUTCDE=2, ROUTING CODE-
DESC=5, DESCRIPTOR CODE-
SUPP=INFO, SUPPRESSION CODE-
OPT=NOBLKSUP MESSAGE PROCESSING OPTIONS
USSMSG MSG=IST1764I, MESSAGE ID-
TEXT='IST1764I NO ACTIVE CP-CP SESSION-CAPABLE TG TO %', -
ROUTCDE=2, ROUTING CODE-
DESC=5, DESCRIPTOR CODE-
SUPP=INFO, SUPPRESSION CODE-
OPT=NOBLKSUP MESSAGE PROCESSING OPTIONS
USSMSG MSG=IST1765I, MESSAGE ID-
TEXT='IST1765I ADJACENT CP WINNER LOSER STATE-
NODE ANDCB', -
ROUTCDE=2, ROUTING CODE-
DESC=5, DESCRIPTOR CODE-
SUPP=INFO, SUPPRESSION CODE-
OPT=NOBLKSUP MESSAGE PROCESSING OPTIONS
USSMSG MSG=IST1766I, MESSAGE ID-
TEXT='IST1766I % %(2) %(3) %(4) %(5) %(6)', -
ROUTCDE=2, ROUTING CODE-
DESC=5, DESCRIPTOR CODE-
SUPP=INFO, SUPPRESSION CODE-
OPT=NOBLKSUP MESSAGE PROCESSING OPTIONS
USSMSG MSG=IST1767I, MESSAGE ID-
TEXT='IST1767I TRACE INITIATED FOR % DYNAMIC APPLICATION-

```

```

S',
ROUTCDE=2, ROUTING CODE-
DESC=5, DESCRIPTOR CODE-
SUPP=INFO, SUPPRESSION CODE-
OPT=BLKSUP MESSAGE PROCESSING OPTIONS
USSMSG MSG=IST1768I, MESSAGE ID-
TEXT='IST1768I TRACE TERMINATED FOR % DYNAMIC APPLICATIO-
NS',
ROUTCDE=2, ROUTING CODE-
DESC=5, DESCRIPTOR CODE-
SUPP=INFO, SUPPRESSION CODE-
OPT=BLKSUP MESSAGE PROCESSING OPTIONS
USSMSG MSG=IST1769I, MESSAGE ID-
TEXT='IST1769I LAST TDU RECEIVED - % (2) FROM % (3)',
ROUTCDE=2, ROUTING CODE-
DESC=5, DESCRIPTOR CODE-
SUPP=INFO, SUPPRESSION CODE-
OPT=NOBLKSUP MESSAGE PROCESSING OPTIONS
USSMSG MSG=IST1773I, MESSAGE ID-
TEXT='IST1773I TNSTAT RECORDS CANNOT BE SENT TO SMF - SM-
F NOT IN SYSTEM',
ROUTCDE=2, ROUTING CODE-
DESC=5, DESCRIPTOR CODE-
SUPP=NEVER, SUPPRESSION CODE-
OPT=BLKSUP MESSAGE PROCESSING OPTIONS
USSMSG MSG=IST1774I, MESSAGE ID-
TEXT='IST1774I OPTIMAL CNN ROUTE NOT CHOSEN - ENTRY/EXIT-
SUBAREA MISMATCH',
ROUTCDE=8, ROUTING CODE-
DESC=4, DESCRIPTOR CODE-
SUPP=WARN, SUPPRESSION CODE-
OPT=NOBLKSUP MESSAGE PROCESSING OPTIONS
USSMSG MSG=IST1775I, MESSAGE ID-
TEXT='IST1775I CNN ENTRY SUBAREA = % CNN EXIT SUBAREA -
= % (2)',
ROUTCDE=8, ROUTING CODE-
DESC=4, DESCRIPTOR CODE-
SUPP=WARN, SUPPRESSION CODE-
OPT=NOBLKSUP MESSAGE PROCESSING OPTIONS
USSMSG MSG=IST1776I, MESSAGE ID-
TEXT='IST1776I TOPOLOGY RESOURCES WITH MOST RECENT TDU A-
CTIVITY',
ROUTCDE=2, ROUTING CODE-
DESC=5, DESCRIPTOR CODE-
SUPP=NEVER, SUPPRESSION CODE-
OPT=NOBLKSUP MESSAGE PROCESSING OPTIONS
USSMSG MSG=IST1777I, MESSAGE ID-
TEXT='IST1777I CP NAME RSN DESTINATION CP-
TGN ACC REJ',
ROUTCDE=2, ROUTING CODE-
DESC=5, DESCRIPTOR CODE-
SUPP=NEVER, SUPPRESSION CODE-
OPT=NOBLKSUP MESSAGE PROCESSING OPTIONS
USSMSG MSG=IST1778I, MESSAGE ID-
TEXT='IST1778I % (2) % (3) % (4) % (5) % (6)',
ROUTCDE=2, ROUTING CODE-
DESC=5, DESCRIPTOR CODE-
SUPP=NEVER, SUPPRESSION CODE-
OPT=NOBLKSUP MESSAGE PROCESSING OPTIONS
USSMSG MSG=IST1779I, MESSAGE ID-
TEXT='IST1779I TDUS RECEIVED BETWEEN % (2) - % (3) % (4)',
ROUTCDE=2, ROUTING CODE-
DESC=5, DESCRIPTOR CODE-
SUPP=NEVER, SUPPRESSION CODE-
OPT=NOBLKSUP MESSAGE PROCESSING OPTIONS
USSMSG MSG=IST1780I, MESSAGE ID-
TEXT='IST1780I TOPOLOGY RESOURCES WITH MOST FREQUENT TDU-
ACTIVITY',
ROUTCDE=2, ROUTING CODE-
DESC=5, DESCRIPTOR CODE-
SUPP=NEVER, SUPPRESSION CODE-
OPT=NOBLKSUP MESSAGE PROCESSING OPTIONS
USSMSG MSG=IST1781I, MESSAGE ID-
TEXT='IST1781I INITDB CHECKPOINT DATASET LAST GARBAGE -
COLLECTION',
ROUTCDE=2, ROUTING CODE-
DESC=5, DESCRIPTOR CODE-
SUPP=INFO, SUPPRESSION CODE-
OPT=NOBLKSUP MESSAGE PROCESSING OPTIONS
USSMSG MSG=IST1782I, MESSAGE ID-
TEXT='IST1782I ENTRY NAME TABLE NAME ACTIVATION -
TIME',

```

ROUTCDE=2,	ROUTING CODE-
DESC=5,	DESCRIPTOR CODE-
SUPP=INFO,	SUPPRESSION CODE-
OPT=NOBLKSUP	MESSAGE PROCESSING OPTIONS
USSMSG MSG=IST1783I,	MESSAGE ID-
TEXT='IST1783I % (2) % (3) % (4)',	-
ROUTCDE=2,	ROUTING CODE-
DESC=5,	DESCRIPTOR CODE-
SUPP=INFO,	SUPPRESSION CODE-
OPT=NOBLKSUP	MESSAGE PROCESSING OPTIONS
USSMSG MSG=IST1784I,	MESSAGE ID-
TEXT='IST1784I LAST TDU RECEIVED - NONE',	-
ROUTCDE=2,	ROUTING CODE-
DESC=5,	DESCRIPTOR CODE-
SUPP=INFO,	SUPPRESSION CODE-
OPT=NOBLKSUP	MESSAGE PROCESSING OPTIONS
USSMSG MSG=IST1785I,	MESSAGE ID-
TEXT='IST1785I % (2) % (3) % (4)',	-
ROUTCDE=2,	ROUTING CODE-
DESC=5,	DESCRIPTOR CODE-
SUPP=INFO,	SUPPRESSION CODE-
OPT=NOBLKSUP	MESSAGE PROCESSING OPTIONS
USSMSG MSG=IST1786I,	MESSAGE ID-
TEXT='IST1786I HPR ROUTE TEST INITIATED FOR RTP PU',	-
ROUTCDE=2,	ROUTING CODE-
DESC=5,	DESCRIPTOR CODE-
SUPP=NEVER,	SUPPRESSION CODE-
OPT=BLKSUP	MESSAGE PROCESSING OPTIONS
USSMSG MSG=IST1787I,	MESSAGE ID-
TEXT='IST1787I HPR ROUTE TEST RESULTS FOR RTP PU %',	-
ROUTCDE=2,	ROUTING CODE-
DESC=5,	DESCRIPTOR CODE-
SUPP=NEVER,	SUPPRESSION CODE-
OPT=BLKSUP	MESSAGE PROCESSING OPTIONS
USSMSG MSG=IST1788I,	MESSAGE ID-
TEXT='IST1788I NODE CP NAME TG NUMBER PARTNER CP NAM-	-
E INTERNODAL TIME',	-
ROUTCDE=2,	ROUTING CODE-
DESC=5,	DESCRIPTOR CODE-
SUPP=NEVER,	SUPPRESSION CODE-
OPT=NOBLKSUP	MESSAGE PROCESSING OPTIONS
USSMSG MSG=IST1789I,	MESSAGE ID-
TEXT='IST1789I	-
(MILLISECONDS)',	-
ROUTCDE=2,	ROUTING CODE-
DESC=5,	DESCRIPTOR CODE-
SUPP=NEVER,	SUPPRESSION CODE-
OPT=NOBLKSUP	MESSAGE PROCESSING OPTIONS
USSMSG MSG=IST1790I,	MESSAGE ID-
TEXT='IST1790I % (2) % (3) % (4)',	-
ROUTCDE=2,	ROUTING CODE-
DESC=5,	DESCRIPTOR CODE-
SUPP=NEVER,	SUPPRESSION CODE-
OPT=NOBLKSUP	MESSAGE PROCESSING OPTIONS
USSMSG MSG=IST1791I,	MESSAGE ID-
TEXT='IST1791I HPR ROUTE TEST PACKET NOT RETURNED BY NOD-	-
E %',	-
ROUTCDE=2,	ROUTING CODE-
DESC=5,	DESCRIPTOR CODE-
SUPP=NEVER,	SUPPRESSION CODE-
OPT=BLKSUP	MESSAGE PROCESSING OPTIONS
USSMSG MSG=IST1792I,	MESSAGE ID-
TEXT='IST1792I TOTAL RTP TRAVERSAL TIME % MILLISECONDS',	-
ROUTCDE=2,	ROUTING CODE-
DESC=5,	DESCRIPTOR CODE-
SUPP=NEVER,	SUPPRESSION CODE-
OPT=BLKSUP	MESSAGE PROCESSING OPTIONS
USSMSG MSG=IST1793I,	MESSAGE ID-
TEXT='IST1793I HPR ROUTE TEST NOT INITIATED - RTP PU NOT-	-
IN PROPER STATE',	-
ROUTCDE=2,	ROUTING CODE-
DESC=5,	DESCRIPTOR CODE-
SUPP=NEVER,	SUPPRESSION CODE-
OPT=BLKSUP	MESSAGE PROCESSING OPTIONS
USSMSG MSG=IST1794I,	MESSAGE ID-
TEXT='IST1794I HPR ROUTE TEST NOT INITIATED - TEST ALREA-	-
DY IN PROGRESS',	-
ROUTCDE=2,	ROUTING CODE-
DESC=5,	DESCRIPTOR CODE-
SUPP=NEVER,	SUPPRESSION CODE-
OPT=BLKSUP	MESSAGE PROCESSING OPTIONS
USSMSG MSG=IST1795I,	MESSAGE ID-

```

TEXT='IST1795I HPR ROUTE TEST NOT INITIATED - INSUFFICIE-
NT STORAGE',
ROUTCDE=2,
DESC=5,
SUPP=NEVER,
OPT=BLKSUP
MESSAGE PROCESSING OPTIONS
ROUTING CODE-
DESCRIPTOR CODE-
SUPPRESSION CODE-
MESSAGE ID-
USSMSG MSG=IST1796I,
TEXT='IST1796I SYSTEM-MANAGED DUPLEXING REBUILD IS IN PR-
GRESS',
ROUTCDE=2,
DESC=5,
SUPP=NEVER,
OPT=NOBLKSUP
MESSAGE PROCESSING OPTIONS
ROUTING CODE-
DESCRIPTOR CODE-
SUPPRESSION CODE-
MESSAGE ID-
USSMSG MSG=IST1797I,
TEXT='IST1797I STRUCTURE TYPE = %',
ROUTCDE=2,
DESC=5,
SUPP=NEVER,
OPT=BLKSUP
MESSAGE PROCESSING OPTIONS
ROUTING CODE-
DESCRIPTOR CODE-
SUPPRESSION CODE-
MESSAGE ID-
USSMSG MSG=IST1798I,
TEXT='IST1798I TOPOLOGY DATASET RETRIEVED WAS CREATED ON-
% (2)',
ROUTCDE=2,
DESC=5,
SUPP=INFO,
OPT=NOBLKSUP
MESSAGE PROCESSING OPTIONS
ROUTING CODE-
DESCRIPTOR CODE-
SUPPRESSION CODE-
MESSAGE ID-
USSMSG MSG=IST1799I,
TEXT='IST1799I NO ROUTE AVAILABLE TO DESTINATION IP ADDR-
ESS %',
ROUTCDE=2,
DESC=5,
SUPP=SER,
OPT=BLKSUP
MESSAGE PROCESSING OPTIONS
ROUTING CODE-
DESCRIPTOR CODE-
SUPPRESSION CODE-
MESSAGE ID-
USSMSG MSG=IST1800I,
TEXT='IST1800I TRLE = % ** CONGESTED **',
ROUTCDE=2,
DESC=5,
SUPP=NEVER,
OPT=BLKSUP
MESSAGE PROCESSING OPTIONS
ROUTING CODE-
DESCRIPTOR CODE-
SUPPRESSION CODE-
MESSAGE ID-
USSMSG MSG=IST1801I,
TEXT='IST1801I UNITS OF WORK FOR NCB AT ADDRESS X'%',
ROUTCDE=2,
DESC=5,
SUPP=NEVER,
OPT=BLKSUP
MESSAGE PROCESSING OPTIONS
ROUTING CODE-
DESCRIPTOR CODE-
SUPPRESSION CODE-
MESSAGE ID-
USSMSG MSG=IST1802I,
TEXT='IST1802I % CURRENT = %(2) AVERAGE = %(3) MAXI-
MUM = %(4)',
ROUTCDE=2,
DESC=5,
SUPP=NEVER,
OPT=BLKSUP
MESSAGE PROCESSING OPTIONS
ROUTING CODE-
DESCRIPTOR CODE-
SUPPRESSION CODE-
MESSAGE ID-
USSMSG MSG=IST1803I,
TEXT='IST1803I % PARAMETER VALUE NOT VALID - DEFAULT %(2-
) USED',
ROUTCDE=2,
DESC=5,
SUPP=INFO,
OPT=BLKSUP
MESSAGE PROCESSING OPTIONS
ROUTING CODE-
DESCRIPTOR CODE-
SUPPRESSION CODE-
MESSAGE ID-
USSMSG MSG=IST1804I,
TEXT='IST1804I % PARAMETER NOT VALID - IGNORED',
ROUTCDE=2,
DESC=5,
SUPP=INFO,
OPT=BLKSUP
MESSAGE PROCESSING OPTIONS
ROUTING CODE-
DESCRIPTOR CODE-
SUPPRESSION CODE-
MESSAGE ID-
USSMSG MSG=IST1805I,
TEXT='IST1805I ONLY LOCAL TOPOLOGY INFORMATION IS AVAILA-
BLE',
ROUTCDE=2,
DESC=5,
SUPP=INFO,
OPT=NOBLKSUP
MESSAGE PROCESSING OPTIONS
ROUTING CODE-
DESCRIPTOR CODE-
SUPPRESSION CODE-
MESSAGE ID-
USSMSG MSG=IST1806I,
TEXT='IST1806I NO DIAL-IN LINE FOUND FOR HPR/IP SWITCHED-
CONNECTION',
ROUTCDE=2,
DESC=5,
SUPP=NEVER,
OPT=BLKSUP
MESSAGE PROCESSING OPTIONS
ROUTING CODE-
DESCRIPTOR CODE-
SUPPRESSION CODE-
MESSAGE ID-
USSMSG MSG=IST1807I,
TEXT='IST1807I NO DIAL-IN LINE FOR HPR/IP VIRTUAL NODE %-
',
ROUTCDE=2,
DESC=5,
SUPP=NEVER,
OPT=BLKSUP
MESSAGE PROCESSING OPTIONS
ROUTING CODE-
DESCRIPTOR CODE-
SUPPRESSION CODE-
MESSAGE ID-

```

```

ROUTCDE=2,                                ROUTING CODE-
DESC=5,                                    DESCRIPTOR CODE-
SUPP=NEVER,                               SUPPRESSION CODE-
OPT=BLKSUP                                MESSAGE PROCESSING OPTIONS
USSMSG MSG=IST1809I,                        MESSAGE ID-
TEXT='IST1809I HPR ROUTE TEST NOT INITIATED - INSUFFICIE-
NT PATH INFORMATION',                      -
ROUTCDE=2,                                ROUTING CODE-
DESC=5,                                    DESCRIPTOR CODE-
SUPP=INFO,                                SUPPRESSION CODE-
OPT=NOBLKSUP                              MESSAGE PROCESSING OPTIONS
USSMSG MSG=IST1810I,                        MESSAGE ID-
TEXT='IST1810I PKTIQDO = % PKTIQD = %(2)', -
ROUTCDE=2,                                ROUTING CODE-
DESC=5,                                    DESCRIPTOR CODE-
SUPP=NEVER,                               SUPPRESSION CODE-
OPT=NOBLKSUP                              MESSAGE PROCESSING OPTIONS
USSMSG MSG=IST1811I,                        MESSAGE ID-
TEXT='IST1811I BYTIQDO = % BYTIQD = %(2)', -
ROUTCDE=2,                                ROUTING CODE-
DESC=5,                                    DESCRIPTOR CODE-
SUPP=NEVER,                               SUPPRESSION CODE-
OPT=NOBLKSUP                              MESSAGE PROCESSING OPTIONS
USSMSG MSG=IST1816I,                        MESSAGE ID-
TEXT='IST1816I PARAMETER 1 FOR DISCNTIM MUST BE NUMERIC -
OR IMMED',                                -
ROUTCDE=2,                                ROUTING CODE-
DESC=5,                                    DESCRIPTOR CODE-
SUPP=NEVER,                               SUPPRESSION CODE-
OPT=NOBLKSUP                              MESSAGE PROCESSING OPTIONS
USSMSG MSG=IST1817I,                        MESSAGE ID-
TEXT='IST1817I PATH SWITCH REASON: RTP CONNECTION UNAVAI-
LABLE',                                    -
ROUTCDE=2,                                ROUTING CODE-
DESC=5,                                    DESCRIPTOR CODE-
SUPP=NEVER,                               SUPPRESSION CODE-
OPT=NOBLKSUP                              MESSAGE PROCESSING OPTIONS
USSMSG MSG=IST1818I,                        MESSAGE ID-
TEXT='IST1818I PATH SWITCH REASON: SHORT REQUEST RETRY L-
IMIT EXHAUSTED',                          -
ROUTCDE=2,                                ROUTING CODE-
DESC=5,                                    DESCRIPTOR CODE-
SUPP=NEVER,                               SUPPRESSION CODE-
OPT=NOBLKSUP                              MESSAGE PROCESSING OPTIONS
USSMSG MSG=IST1819I,                        MESSAGE ID-
TEXT='IST1819I PATH SWITCH REASON: TG INOP', -
ROUTCDE=2,                                ROUTING CODE-
DESC=5,                                    DESCRIPTOR CODE-
SUPP=NEVER,                               SUPPRESSION CODE-
OPT=NOBLKSUP                              MESSAGE PROCESSING OPTIONS
USSMSG MSG=IST1820I,                        MESSAGE ID-
TEXT='IST1820I PATH SWITCH REASON: MODIFY RTP COMMAND IS-
SUED',                                     -
ROUTCDE=2,                                ROUTING CODE-
DESC=5,                                    DESCRIPTOR CODE-
SUPP=NEVER,                               SUPPRESSION CODE-
OPT=NOBLKSUP                              MESSAGE PROCESSING OPTIONS
USSMSG MSG=IST1821I,                        MESSAGE ID-
TEXT='IST1821I PATH SWITCH REASON: AUTO PATH SWITCH FOR -
PSRETRY',                                  -
ROUTCDE=2,                                ROUTING CODE-
DESC=5,                                    DESCRIPTOR CODE-
SUPP=NEVER,                               SUPPRESSION CODE-
OPT=NOBLKSUP                              MESSAGE PROCESSING OPTIONS
USSMSG MSG=IST1822I,                        MESSAGE ID-
TEXT='IST1822I PATH SWITCH REASON: UNKNOWN', -
ROUTCDE=2,                                ROUTING CODE-
DESC=5,                                    DESCRIPTOR CODE-
SUPP=NEVER,                               SUPPRESSION CODE-
OPT=NOBLKSUP                              MESSAGE PROCESSING OPTIONS
USSMSG MSG=IST1823I,                        MESSAGE ID-
TEXT='IST1823I LIST DVIPA SYSNAME TCPNAME
# ASSIGNED PORTS',                        -
ROUTCDE=2,                                ROUTING CODE-
DESC=5,                                    DESCRIPTOR CODE-
SUPP=NEVER,                               SUPPRESSION CODE-
OPT=NOBLKSUP                              MESSAGE PROCESSING OPTIONS
USSMSG MSG=IST1824I,                        MESSAGE ID-
TEXT='IST1824I % %(2) % (3)',              -
ROUTCDE=2,                                ROUTING CODE-
DESC=5,                                    DESCRIPTOR CODE-
SUPP=NEVER,                               SUPPRESSION CODE-

```

OPT=NOBLKSUP	MESSAGE PROCESSING OPTIONS
USSMSG MSG=IST1825I,	MESSAGE ID-
TEXT='IST1825I	% (2)
%(3)',	-
ROUTCDE=2,	ROUTING CODE-
DESC=5,	DESCRIPTOR CODE-
SUPP=NEVER,	SUPPRESSION CODE-
OPT=NOBLKSUP	MESSAGE PROCESSING OPTIONS
USSMSG MSG=IST1826I,	MESSAGE ID-
TEXT='IST1826I	PORTS: % (2) % (3) % (4) % (5-
) %(6)',	-
ROUTCDE=2,	ROUTING CODE-
DESC=5,	DESCRIPTOR CODE-
SUPP=NEVER,	SUPPRESSION CODE-
OPT=NOBLKSUP	MESSAGE PROCESSING OPTIONS
USSMSG MSG=IST1827I,	MESSAGE ID-
TEXT='IST1827I	% (2) % (3) % (4) % (5-
) %(6)',	-
ROUTCDE=2,	ROUTING CODE-
DESC=5,	DESCRIPTOR CODE-
SUPP=NEVER,	SUPPRESSION CODE-
OPT=NOBLKSUP	MESSAGE PROCESSING OPTIONS
USSMSG MSG=IST1828I,	MESSAGE ID-
TEXT='IST1828I LIST % IS UNCLAIMED',	-
ROUTCDE=2,	ROUTING CODE-
DESC=5,	DESCRIPTOR CODE-
SUPP=NEVER,	SUPPRESSION CODE-
OPT=BLKSUP	MESSAGE PROCESSING OPTIONS
USSMSG MSG=IST1829I,	MESSAGE ID-
TEXT='IST1829I NO CLAIMED LISTS FOUND FOR THE SPECIFIED	-
DVIPA',	-
ROUTCDE=2,	ROUTING CODE-
DESC=5,	DESCRIPTOR CODE-
SUPP=NEVER,	SUPPRESSION CODE-
OPT=NOBLKSUP	MESSAGE PROCESSING OPTIONS
USSMSG MSG=IST1830I,	MESSAGE ID-
TEXT='IST1830I NO CLAIMED LISTS FOUND',	-
ROUTCDE=2,	ROUTING CODE-
DESC=5,	DESCRIPTOR CODE-
SUPP=NEVER,	SUPPRESSION CODE-
OPT=BLKSUP	MESSAGE PROCESSING OPTIONS
USSMSG MSG=IST1831I,	MESSAGE ID-
TEXT='IST1831I % OF SYSTEM CSA STORAGE REMAINING = %(2)'	-
,ROUTCDE=2,	ROUTING CODE-
DESC=5,	DESCRIPTOR CODE-
SUPP=NEVER,	SUPPRESSION CODE-
OPT=BLKSUP	MESSAGE PROCESSING OPTIONS
USSMSG MSG=IST1832I,	MESSAGE ID-
TEXT='IST1832I CSALIMIT VALUE % MIGHT BE TOO SMALL',	-
ROUTCDE=2,	ROUTING CODE-
DESC=3,	DESCRIPTOR CODE-
SUPP=WARN,	SUPPRESSION CODE-
OPT=BLKSUP	MESSAGE PROCESSING OPTIONS
USSMSG MSG=IST1833I,	MESSAGE ID-
TEXT='IST1833I CSA STORAGE ALLOCATION EXCEEDS SPECIFIED	-
CSALIMIT VALUE',	-
ROUTCDE=2,	ROUTING CODE-
DESC=3,	DESCRIPTOR CODE-
SUPP=WARN,	SUPPRESSION CODE-
OPT=NOBLKSUP	MESSAGE PROCESSING OPTIONS
USSMSG MSG=IST1834I,	MESSAGE ID-
TEXT='IST1834I LIST DVIPA SYSNAME TCPNAME #ENTRIES	-
TGCOUNT SEQNUMBER',	-
ROUTCDE=2,	ROUTING CODE-
DESC=5,	DESCRIPTOR CODE-
SUPP=NEVER,	SUPPRESSION CODE-
OPT=NOBLKSUP	MESSAGE PROCESSING OPTIONS
USSMSG MSG=IST1835I,	MESSAGE ID-
TEXT='IST1835I % (2)',	-
ROUTCDE=2,	ROUTING CODE-
DESC=5,	DESCRIPTOR CODE-
SUPP=NEVER,	SUPPRESSION CODE-
OPT=NOBLKSUP	MESSAGE PROCESSING OPTIONS
USSMSG MSG=IST1836I,	MESSAGE ID-
TEXT='IST1836I	% (2) % (3) % (4)',
ROUTCDE=2,	ROUTING CODE-
DESC=5,	DESCRIPTOR CODE-
SUPP=NEVER,	SUPPRESSION CODE-
OPT=NOBLKSUP	MESSAGE PROCESSING OPTIONS
USSMSG MSG=IST1837I,	MESSAGE ID-
TEXT='IST1837I	% (2) % (3) % (4)',
ROUTCDE=2,	ROUTING CODE-

DESC=5,	DESCRIPTOR CODE-
SUPP=NEVER,	SUPPRESSION CODE-
OPT=NOBLKSUP	MESSAGE PROCESSING OPTIONS
USSMSG MSG=IST1838I,	MESSAGE ID-
TEXT='IST1838I	LIST ENTRY KEYS:'
ROUTCDE=2,	ROUTING CODE-
DESC=5,	DESCRIPTOR CODE-
SUPP=NEVER,	SUPPRESSION CODE-
OPT=NOBLKSUP	MESSAGE PROCESSING OPTIONS
USSMSG MSG=IST1839I,	MESSAGE ID-
TEXT='IST1839I	%'
ROUTCDE=2,	ROUTING CODE-
DESC=5,	DESCRIPTOR CODE-
SUPP=NEVER,	SUPPRESSION CODE-
OPT=NOBLKSUP	MESSAGE PROCESSING OPTIONS
USSMSG MSG=IST1840I,	MESSAGE ID-
TEXT='IST1840I DLUR = %'	
ROUTCDE=2,	ROUTING CODE-
DESC=5,	DESCRIPTOR CODE-
SUPP=NORM,	SUPPRESSION CODE-
OPT=BLKSUP	MESSAGE PROCESSING OPTIONS
USSMSG MSG=IST1841I,	MESSAGE ID-
TEXT='IST1841I ACTUAL DATA FLOW RATE = %	%(2)'
ROUTCDE=2,	ROUTING CODE-
DESC=5,	DESCRIPTOR CODE-
SUPP=NEVER,	SUPPRESSION CODE-
OPT=BLKSUP	MESSAGE PROCESSING OPTIONS
USSMSG MSG=IST1842I,	MESSAGE ID-
TEXT='IST1842I NUMBER OF NLPS RETRANSMITTED = %'	
ROUTCDE=2,	ROUTING CODE-
DESC=5,	DESCRIPTOR CODE-
SUPP=NEVER,	SUPPRESSION CODE-
OPT=BLKSUP	MESSAGE PROCESSING OPTIONS
USSMSG MSG=IST1843I,	MESSAGE ID-
TEXT='IST1843I NUMBER OF NLPS ON WAITING-TO-SEND QUEUE =	%'
ROUTCDE=2,	ROUTING CODE-
DESC=5,	DESCRIPTOR CODE-
SUPP=NEVER,	SUPPRESSION CODE-
OPT=BLKSUP	MESSAGE PROCESSING OPTIONS
USSMSG MSG=IST1844I,	MESSAGE ID-
TEXT='IST1844I ARB MODE = %'	
ROUTCDE=2,	ROUTING CODE-
DESC=5,	DESCRIPTOR CODE-
SUPP=NEVER,	SUPPRESSION CODE-
OPT=BLKSUP	MESSAGE PROCESSING OPTIONS
USSMSG MSG=IST1845I,	MESSAGE ID-
TEXT='IST1845I BOUNDARY DIVIDING REGIONS % AND	%(2) = %(-
3) MILLISECONDS'	
ROUTCDE=2,	ROUTING CODE-
DESC=5,	DESCRIPTOR CODE-
SUPP=NEVER,	SUPPRESSION CODE-
OPT=BLKSUP	MESSAGE PROCESSING OPTIONS
USSMSG MSG=IST1846I,	MESSAGE ID-
TEXT='IST1846I % RECEIVER THRESHOLD =	%(2) MICROSECONDS'
ROUTCDE=2,	ROUTING CODE-
DESC=5,	DESCRIPTOR CODE-
SUPP=NEVER,	SUPPRESSION CODE-
OPT=BLKSUP	MESSAGE PROCESSING OPTIONS
USSMSG MSG=IST1847I,	MESSAGE ID-
TEXT='IST1847I NUMBER OF NLPS ON WAITING-FOR-ACKNOWLEDGE-	MENT QUEUE = %'
ROUTCDE=2,	ROUTING CODE-
DESC=5,	DESCRIPTOR CODE-
SUPP=NEVER,	SUPPRESSION CODE-
OPT=BLKSUP	MESSAGE PROCESSING OPTIONS
USSMSG MSG=IST1848I,	MESSAGE ID-
TEXT='IST1848I SEND BYTE COUNT = % RECEIVE BYTE COUNT =	%(2)'
ROUTCDE=2,	ROUTING CODE-
DESC=5,	DESCRIPTOR CODE-
SUPP=NEVER,	SUPPRESSION CODE-
OPT=BLKSUP	MESSAGE PROCESSING OPTIONS
USSMSG MSG=IST1849I,	MESSAGE ID-
TEXT='IST1849I LARGEST NLP SENT = % BYTES'	
ROUTCDE=2,	ROUTING CODE-
DESC=5,	DESCRIPTOR CODE-
SUPP=NEVER,	SUPPRESSION CODE-
OPT=BLKSUP	MESSAGE PROCESSING OPTIONS
USSMSG MSG=IST1850I,	MESSAGE ID-
TEXT='IST1850I LARGEST NLP RECEIVED = % BYTES'	
ROUTCDE=2,	ROUTING CODE-

DESC=5,	DESCRIPTOR CODE-
SUPP=NEVER,	SUPPRESSION CODE-
OPT=BLKSUP	MESSAGE PROCESSING OPTIONS
USSMSG MSG=IST1851I,	MESSAGE ID-
TEXT='IST1851I SMOOTHED ROUND TRIP TIME = % MILLISECONDS'	-
,	-
ROUTCDE=2,	ROUTING CODE-
DESC=5,	DESCRIPTOR CODE-
SUPP=NEVER,	SUPPRESSION CODE-
OPT=BLKSUP	MESSAGE PROCESSING OPTIONS
USSMSG MSG=IST1852I,	MESSAGE ID-
TEXT='IST1852I LIVENESS TIMER = % SECONDS',	-
ROUTCDE=2,	ROUTING CODE-
DESC=5,	DESCRIPTOR CODE-
SUPP=NEVER,	SUPPRESSION CODE-
OPT=BLKSUP	MESSAGE PROCESSING OPTIONS
USSMSG MSG=IST1853I,	MESSAGE ID-
TEXT='IST1853I NUMBER OF NLPS ON OUT-OF-SEQUENCE QUEUE = %'	-
,	-
ROUTCDE=2,	ROUTING CODE-
DESC=5,	DESCRIPTOR CODE-
SUPP=NEVER,	SUPPRESSION CODE-
OPT=BLKSUP	MESSAGE PROCESSING OPTIONS
USSMSG MSG=IST1854I,	MESSAGE ID-
TEXT='IST1854I NUMBER OF NLPS ON INBOUND SEGMENTS QUEUE = %'	-
,	-
ROUTCDE=2,	ROUTING CODE-
DESC=5,	DESCRIPTOR CODE-
SUPP=NEVER,	SUPPRESSION CODE-
OPT=BLKSUP	MESSAGE PROCESSING OPTIONS
USSMSG MSG=IST1855I,	MESSAGE ID-
TEXT='IST1855I NUMBER OF SESSIONS USING RTP = %'	-
,	-
ROUTCDE=2,	ROUTING CODE-
DESC=5,	DESCRIPTOR CODE-
SUPP=NEVER,	SUPPRESSION CODE-
OPT=BLKSUP	MESSAGE PROCESSING OPTIONS
USSMSG MSG=IST1856I,	MESSAGE ID-
TEXT='IST1856I LAST PATH SWITCH OCCURRENCE WAS ON % AT % (2)'	-
,	-
ROUTCDE=2,	ROUTING CODE-
DESC=5,	DESCRIPTOR CODE-
SUPP=NEVER,	SUPPRESSION CODE-
OPT=BLKSUP	MESSAGE PROCESSING OPTIONS
USSMSG MSG=IST1857I,	MESSAGE ID-
TEXT='IST1857I BACKPRESSURE REASON COUNTS:',	-
ROUTCDE=2,	ROUTING CODE-
DESC=5,	DESCRIPTOR CODE-
SUPP=NEVER,	SUPPRESSION CODE-
OPT=NOBLKSUP	MESSAGE PROCESSING OPTIONS
USSMSG MSG=IST1858I,	MESSAGE ID-
TEXT='IST1858I PATHSWITCH SEND QUEUE MAX STORAGE FAILURE STALLED PIPE',	-
,	-
ROUTCDE=2,	ROUTING CODE-
DESC=5,	DESCRIPTOR CODE-
SUPP=NEVER,	SUPPRESSION CODE-
OPT=NOBLKSUP	MESSAGE PROCESSING OPTIONS
USSMSG MSG=IST1859I,	MESSAGE ID-
TEXT='IST1859I % (2) % (3) % (4)'	-
,	-
ROUTCDE=2,	ROUTING CODE-
DESC=5,	DESCRIPTOR CODE-
SUPP=NEVER,	SUPPRESSION CODE-
OPT=NOBLKSUP	MESSAGE PROCESSING OPTIONS
USSMSG MSG=IST1860I,	MESSAGE ID-
TEXT='IST1860I NUMBER OF NLPS SENT = % - OVERFLOW = % (2)'	-
,	-
ROUTCDE=2,	ROUTING CODE-
DESC=5,	DESCRIPTOR CODE-
SUPP=NEVER,	SUPPRESSION CODE-
OPT=BLKSUP	MESSAGE PROCESSING OPTIONS
USSMSG MSG=IST1861I,	MESSAGE ID-
TEXT='IST1861I NUMBER OF NLPS RECEIVED = % - OVERFLOW = % (2)'	-
,	-
ROUTCDE=2,	ROUTING CODE-
DESC=5,	DESCRIPTOR CODE-
SUPP=NEVER,	SUPPRESSION CODE-
OPT=BLKSUP	MESSAGE PROCESSING OPTIONS
USSMSG MSG=IST1862I,	MESSAGE ID-
TEXT='IST1862I ARB MAXIMUM SEND RATE = % % (2)'	-
,	-
ROUTCDE=2,	ROUTING CODE-
DESC=5,	DESCRIPTOR CODE-
SUPP=NEVER,	SUPPRESSION CODE-

```

      OPT=BLKSUP                                MESSAGE PROCESSING OPTIONS
USSMSG MSG=IST1863I,                            MESSAGE ID-
TEXT='IST1863I SUBAREA                        INDEX          E-
      LEMENT',                                -
      ROUTCDE=2,                            ROUTING CODE-
      DESC=5,                                DESCRIPTOR CODE-
      SUPP=NEVER,                            SUPPRESSION CODE-
      OPT=NOBLKSUP                            MESSAGE PROCESSING OPTIONS
USSMSG MSG=IST1864I,                            MESSAGE ID-
TEXT='IST1864I X' '%' (2))          X' '%' (3))' (4)) X' -
      '%(5))' (6))',                        -
      ROUTCDE=2,                            ROUTING CODE-
      DESC=5,                                DESCRIPTOR CODE-
      SUPP=NEVER,                            SUPPRESSION CODE-
      OPT=NOBLKSUP                            MESSAGE PROCESSING OPTIONS
USSMSG MSG=IST1865I,                            MESSAGE ID-
TEXT='IST1865I GLOBAL INOPDUMP = %',        -
      ROUTCDE=2,                            ROUTING CODE-
      DESC=5,                                DESCRIPTOR CODE-
      SUPP=NEVER,                            SUPPRESSION CODE-
      OPT=BLKSUP                            MESSAGE PROCESSING OPTIONS
USSMSG MSG=IST1866I,                            MESSAGE ID-
TEXT='IST1866I TRLE = % INOPDUMP = %(2)',    -
      ROUTCDE=2,                            ROUTING CODE-
      DESC=5,                                DESCRIPTOR CODE-
      SUPP=NEVER,                            SUPPRESSION CODE-
      OPT=NOBLKSUP                            MESSAGE PROCESSING OPTIONS
USSMSG MSG=IST1867I,                            MESSAGE ID-
TEXT='IST1867I INOPDUMP = % FOR ALL TRLE-BASED RESOURCES-
      ',
      ROUTCDE=2,                            ROUTING CODE-
      DESC=5,                                DESCRIPTOR CODE-
      SUPP=NEVER,                            SUPPRESSION CODE-
      OPT=BLKSUP                            MESSAGE PROCESSING OPTIONS
USSMSG MSG=IST1868I,                            MESSAGE ID-
TEXT='IST1868I DISPLAY APING FAILED - TP INSTANCE LIMIT -
      EXCEEDED',
      ROUTCDE=2,                            ROUTING CODE-
      DESC=5,                                DESCRIPTOR CODE-
      SUPP=NEVER,                            SUPPRESSION CODE-
      OPT=BLKSUP                            MESSAGE PROCESSING OPTIONS
USSMSG MSG=IST1869I,                            MESSAGE ID-
TEXT='IST1869I NO % SESSIONS EXIST',        -
      ROUTCDE=2,                            ROUTING CODE-
      DESC=5,                                DESCRIPTOR CODE-
      SUPP=NEVER,                            SUPPRESSION CODE-
      OPT=BLKSUP                            MESSAGE PROCESSING OPTIONS
USSMSG MSG=IST1870I,                            MESSAGE ID-
TEXT='IST1870I % HAS %(2) ACTIVE SESSIONS',    -
      ROUTCDE=2,                            ROUTING CODE-
      DESC=5,                                DESCRIPTOR CODE-
      SUPP=NEVER,                            SUPPRESSION CODE-
      OPT=BLKSUP                            MESSAGE PROCESSING OPTIONS
USSMSG MSG=IST1871I,                            MESSAGE ID-
TEXT='IST1871I MESSAGE TRIGGER: MESSAGE = % MATCHLIM = %-
      (2)',
      ROUTCDE=2,                            ROUTING CODE-
      DESC=5,                                DESCRIPTOR CODE-
      SUPP=NORM,                            SUPPRESSION CODE-
      OPT=BLKSUP                            MESSAGE PROCESSING OPTIONS
USSMSG MSG=IST1872I,                            MESSAGE ID-
TEXT='IST1872I VALUE % = %(2)',            -
      ROUTCDE=2,                            ROUTING CODE-
      DESC=5,                                DESCRIPTOR CODE-
      SUPP=NORM,                            SUPPRESSION CODE-
      OPT=NOBLKSUP                            MESSAGE PROCESSING OPTIONS
USSMSG MSG=IST1873I,                            MESSAGE ID-
TEXT='IST1873I SENSE TRIGGER: SENSE = % RU = %(2) MATCHL-
      IM = %(3)',
      ROUTCDE=2,                            ROUTING CODE-
      DESC=5,                                DESCRIPTOR CODE-
      SUPP=NORM,                            SUPPRESSION CODE-
      OPT=BLKSUP                            MESSAGE PROCESSING OPTIONS
USSMSG MSG=IST1874I,                            MESSAGE ID-
TEXT='IST1874I MESSAGE TRIGGER: NONE',        -
      ROUTCDE=2,                            ROUTING CODE-
      DESC=5,                                DESCRIPTOR CODE-
      SUPP=NORM,                            SUPPRESSION CODE-
      OPT=BLKSUP                            MESSAGE PROCESSING OPTIONS
USSMSG MSG=IST1875I,                            MESSAGE ID-
TEXT='IST1875I SENSE TRIGGER: NONE',        -
      ROUTCDE=2,                            ROUTING CODE-

```

	DESC=5,	DESCRIPTOR CODE-
	SUPP=NORM,	SUPPRESSION CODE-
	OPT=BLKSUP	MESSAGE PROCESSING OPTIONS
USSMSG	MSG=IST1876I,	MESSAGE ID-
	TEXT='IST1876I MESSAGE TRIGGER DELETED',	-
	ROUTCDE=2,	ROUTING CODE-
	DESC=5,	DESCRIPTOR CODE-
	SUPP=NORM,	SUPPRESSION CODE-
	OPT=BLKSUP	MESSAGE PROCESSING OPTIONS
USSMSG	MSG=IST1877I,	MESSAGE ID-
	TEXT='IST1877I SENSE TRIGGER DELETED',	-
	ROUTCDE=2,	ROUTING CODE-
	DESC=5,	DESCRIPTOR CODE-
	SUPP=NORM,	SUPPRESSION CODE-
	OPT=BLKSUP	MESSAGE PROCESSING OPTIONS
USSMSG	MSG=IST1878I,	MESSAGE ID-
	TEXT='IST1878I NO MESSAGE TRIGGER EXISTS',	-
	ROUTCDE=2,	ROUTING CODE-
	DESC=5,	DESCRIPTOR CODE-
	SUPP=NORM,	SUPPRESSION CODE-
	OPT=BLKSUP	MESSAGE PROCESSING OPTIONS
USSMSG	MSG=IST1879I,	MESSAGE ID-
	TEXT='IST1879I VTAM DUMPING FOR CSDUMP TRIGGER MESSAGE %'	-
	,	-
	ROUTCDE=2,	ROUTING CODE-
	DESC=5,	DESCRIPTOR CODE-
	SUPP=NORM,	SUPPRESSION CODE-
	OPT=BLKSUP	MESSAGE PROCESSING OPTIONS
USSMSG	MSG=IST1880I,	MESSAGE ID-
	TEXT='IST1880I VTAM DUMPING FOR CSDUMP TRIGGER SENSE % R'	-
	U %(2)',	-
	ROUTCDE=2,	ROUTING CODE-
	DESC=5,	DESCRIPTOR CODE-
	SUPP=NORM,	SUPPRESSION CODE-
	OPT=BLKSUP	MESSAGE PROCESSING OPTIONS
USSMSG	MSG=IST1881I,	MESSAGE ID-
	TEXT='IST1881I VTAM DUMPING FOR CSDUMP - IMMEDIATE DUMP'	-
	,ROUTCDE=2,	ROUTING CODE-
	DESC=5,	DESCRIPTOR CODE-
	SUPP=NORM,	SUPPRESSION CODE-
	OPT=BLKSUP	MESSAGE PROCESSING OPTIONS
USSMSG	MSG=IST1882I,	MESSAGE ID-
	TEXT='IST1882I NO SENSE TRIGGER EXISTS',	-
	ROUTCDE=2,	ROUTING CODE-
	DESC=5,	DESCRIPTOR CODE-
	SUPP=NORM,	SUPPRESSION CODE-
	OPT=BLKSUP	MESSAGE PROCESSING OPTIONS
USSMSG	MSG=IST1883I,	MESSAGE ID-
	TEXT='IST1883I SESSION ESTABLISHED WITH % - DLUR %(2)',	-
	ROUTCDE=8,	ROUTING CODE-
	DESC=4,	DESCRIPTOR CODE-
	SUPP=INFO,	SUPPRESSION CODE-
	OPT=BLKSUP	MESSAGE PROCESSING OPTIONS
USSMSG	MSG=IST1884I,	MESSAGE ID-
	TEXT='IST1884I SESSION ENDED WITH % - DLUR %(2)',	-
	ROUTCDE=8,	ROUTING CODE-
	DESC=4,	DESCRIPTOR CODE-
	SUPP=INFO,	SUPPRESSION CODE-
	OPT=BLKSUP	MESSAGE PROCESSING OPTIONS
USSMSG	MSG=IST1885I,	MESSAGE ID-
	TEXT='IST1885I SIO = % SLOWDOWN = %(2)',	-
	ROUTCDE=(2,8),	ROUTING CODE-
	DESC=5,	DESCRIPTOR CODE-
	SUPP=NEVER,	SUPPRESSION CODE-
	OPT=BLKSUP	MESSAGE PROCESSING OPTIONS
USSMSG	MSG=IST1886I,	MESSAGE ID-
	TEXT='IST1886I SLOWDOWN TIME EXCEEDS MAXSLOW = % SECONDS'	-
	FOR DEVICE %(2)',	-
	ROUTCDE=2,	ROUTING CODE-
	DESC=5,	DESCRIPTOR CODE-
	SUPP=NEVER,	SUPPRESSION CODE-
	OPT=BLKSUP	MESSAGE PROCESSING OPTIONS
USSMSG	MSG=IST1887I,	MESSAGE ID-
	TEXT='IST1887I DEVICE % EXITED SLOWDOWN MODE',	-
	ROUTCDE=2,	ROUTING CODE-
	DESC=5,	DESCRIPTOR CODE-
	SUPP=NEVER,	SUPPRESSION CODE-
	OPT=BLKSUP	MESSAGE PROCESSING OPTIONS
USSMSG	MSG=IST1888I,	MESSAGE ID-
	TEXT='IST1888I % = %(2) SID = %(3)',	-
	ROUTCDE=2,	ROUTING CODE-
	DESC=5,	DESCRIPTOR CODE-

```

SUPP=NEVER, SUPPRESSION CODE-
OPT=BLKSUP MESSAGE PROCESSING OPTIONS
USSMSG MSG=IST1889I, MESSAGE ID-
TEXT='IST1889I SSCP-SSCP SESSION TO % HELD FOR PACING', -
ROUTCDE=2, ROUTING CODE-
DESC=3, DESCRIPTOR CODE-
SUPP=SER, SUPPRESSION CODE-
OPT=BLKSUP MESSAGE PROCESSING OPTIONS
USSMSG MSG=IST1890I, MESSAGE ID-
TEXT='IST1890I % ACTIVATION FAILED - NO SOURCE IP ADDRESS AVAILABLE', -
ROUTCDE=2, ROUTING CODE-
DESC=5, DESCRIPTOR CODE-
SUPP=NEVER, SUPPRESSION CODE-
OPT=BLKSUP MESSAGE PROCESSING OPTIONS
USSMSG MSG=IST1891I, MESSAGE ID-
TEXT='IST1891I % DIAL FAILED - MISMATCH OF IP ADDRESS FAMILIES', -
ROUTCDE=2, ROUTING CODE-
DESC=5, DESCRIPTOR CODE-
SUPP=NEVER, SUPPRESSION CODE-
OPT=BLKSUP MESSAGE PROCESSING OPTIONS
USSMSG MSG=IST1892I, MESSAGE ID-
TEXT='IST1892I NO ROUTE AVAILABLE TO DESTINATION', -
ROUTCDE=2, ROUTING CODE-
DESC=5, DESCRIPTOR CODE-
SUPP=SER, SUPPRESSION CODE-
OPT=BLKSUP MESSAGE PROCESSING OPTIONS
USSMSG MSG=IST1893I, MESSAGE ID-
TEXT='IST1893I NAME-TO-ADDRESS RESOLUTION FAILED', -
ROUTCDE=2, ROUTING CODE-
DESC=5, DESCRIPTOR CODE-
SUPP=WARN, SUPPRESSION CODE-
OPT=BLKSUP MESSAGE PROCESSING OPTIONS
USSMSG MSG=IST1894I, MESSAGE ID-
TEXT='IST1894I % IGNORED - INCOMPATIBLE WITH %(2)', -
ROUTCDE=2, ROUTING CODE-
DESC=5, DESCRIPTOR CODE-
SUPP=WARN, SUPPRESSION CODE-
OPT=BLKSUP MESSAGE PROCESSING OPTIONS
USSMSG MSG=IST1895I, MESSAGE ID-
TEXT='IST1895I % RESET - INCOMPATIBLE WITH %(2)', -
ROUTCDE=2, ROUTING CODE-
DESC=5, DESCRIPTOR CODE-
SUPP=WARN, SUPPRESSION CODE-
OPT=BLKSUP MESSAGE PROCESSING OPTIONS
USSMSG MSG=IST1896I, MESSAGE ID-
TEXT='IST1896I VNNAME %', -
ROUTCDE=2, ROUTING CODE-
DESC=5, DESCRIPTOR CODE-
SUPP=NEVER, SUPPRESSION CODE-
OPT=BLKSUP MESSAGE PROCESSING OPTIONS
USSMSG MSG=IST1897I, MESSAGE ID-
TEXT='IST1897I % ACTIVATION FAILED - TCPNAME START OPTION REQUIRED', -
ROUTCDE=2, ROUTING CODE-
DESC=5, DESCRIPTOR CODE-
SUPP=NEVER, SUPPRESSION CODE-
OPT=BLKSUP MESSAGE PROCESSING OPTIONS
USSMSG MSG=IST1898I, MESSAGE ID-
TEXT='IST1898I % ACTIVATION FAILED - IPADDR OR HOSTNAME REQUIRED', -
ROUTCDE=2, ROUTING CODE-
DESC=5, DESCRIPTOR CODE-
SUPP=NEVER, SUPPRESSION CODE-
OPT=BLKSUP MESSAGE PROCESSING OPTIONS
USSMSG MSG=IST1899I, MESSAGE ID-
TEXT='IST1899I % ACTIVATION FAILED - VRN INFORMATION MUST BE UNIQUE', -
ROUTCDE=2, ROUTING CODE-
DESC=5, DESCRIPTOR CODE-
SUPP=NEVER, SUPPRESSION CODE-
OPT=BLKSUP MESSAGE PROCESSING OPTIONS
USSMSG MSG=IST1900I, MESSAGE ID-
TEXT='IST1900I ASSIGNED IP ADDRESS %', -
ROUTCDE=2, ROUTING CODE-
DESC=5, DESCRIPTOR CODE-
SUPP=NEVER, SUPPRESSION CODE-
OPT=BLKSUP MESSAGE PROCESSING OPTIONS
USSMSG MSG=IST1901I, MESSAGE ID-
TEXT='IST1901I LINES UNDER GROUP: %', -
ROUTCDE=2, ROUTING CODE-

```

DESC=5,	DESCRIPTOR CODE-
SUPP=NEVER,	SUPPRESSION CODE-
OPT=BLKSUP	MESSAGE PROCESSING OPTIONS
USSMSG MSG=IST1902I,	MESSAGE ID-
TEXT='IST1902I GROUP = %',	-
ROUTCDE=2,	ROUTING CODE-
DESC=5,	DESCRIPTOR CODE-
SUPP=NEVER,	SUPPRESSION CODE-
OPT=BLKSUP	MESSAGE PROCESSING OPTIONS
USSMSG MSG=IST1903I,	MESSAGE ID-
TEXT='IST1903I FAILURE OVER VRN % TO CP %(2)',	-
ROUTCDE=2,	ROUTING CODE-
DESC=5,	DESCRIPTOR CODE-
SUPP=NEVER,	SUPPRESSION CODE-
OPT=BLKSUP	MESSAGE PROCESSING OPTIONS
USSMSG MSG=IST1904I,	MESSAGE ID-
TEXT='IST1904I % = %(2)',	-
ROUTCDE=2,	ROUTING CODE-
DESC=5,	DESCRIPTOR CODE-
SUPP=NEVER,	SUPPRESSION CODE-
OPT=NOBLKSUP	MESSAGE PROCESSING OPTIONS
USSMSG MSG=IST1905I,	MESSAGE ID-
TEXT='IST1905I START OPTION = %',	-
ROUTCDE=2,	ROUTING CODE-
DESC=5,	DESCRIPTOR CODE-
SUPP=NEVER,	SUPPRESSION CODE-
OPT=NOBLKSUP	MESSAGE PROCESSING OPTIONS
USSMSG MSG=IST1906I,	MESSAGE ID-
TEXT='IST1906I CURRENT VALUE = %',	-
ROUTCDE=2,	ROUTING CODE-
DESC=5,	DESCRIPTOR CODE-
SUPP=NEVER,	SUPPRESSION CODE-
OPT=NOBLKSUP	MESSAGE PROCESSING OPTIONS
USSMSG MSG=IST1907I,	MESSAGE ID-
TEXT='IST1907I ORIGINAL VALUE = %',	-
ROUTCDE=2,	ROUTING CODE-
DESC=5,	DESCRIPTOR CODE-
SUPP=NEVER,	SUPPRESSION CODE-
OPT=NOBLKSUP	MESSAGE PROCESSING OPTIONS
USSMSG MSG=IST1908I,	MESSAGE ID-
TEXT='IST1908I ORIGIN = %',	-
ROUTCDE=2,	ROUTING CODE-
DESC=5,	DESCRIPTOR CODE-
SUPP=NEVER,	SUPPRESSION CODE-
OPT=NOBLKSUP	MESSAGE PROCESSING OPTIONS
USSMSG MSG=IST1909I,	MESSAGE ID-
TEXT='IST1909I REMOTE HOSTNAME %',	-
ROUTCDE=2,	ROUTING CODE-
DESC=5,	DESCRIPTOR CODE-
SUPP=NEVER,	SUPPRESSION CODE-
OPT=BLKSUP	MESSAGE PROCESSING OPTIONS
USSMSG MSG=IST1910I,	MESSAGE ID-
TEXT='IST1910I LOCAL HOSTNAME %',	-
ROUTCDE=2,	ROUTING CODE-
DESC=5,	DESCRIPTOR CODE-
SUPP=NEVER,	SUPPRESSION CODE-
OPT=BLKSUP	MESSAGE PROCESSING OPTIONS
USSMSG MSG=IST1911I,	MESSAGE ID-
TEXT='IST1911I %',	-
ROUTCDE=2,	ROUTING CODE-
DESC=5,	DESCRIPTOR CODE-
SUPP=NEVER,	SUPPRESSION CODE-
OPT=BLKSUP	MESSAGE PROCESSING OPTIONS
USSMSG MSG=IST1912I,	MESSAGE ID-
TEXT='IST1912I IP ADDRESS %',	-
ROUTCDE=2,	ROUTING CODE-
DESC=5,	DESCRIPTOR CODE-
SUPP=NEVER,	SUPPRESSION CODE-
OPT=BLKSUP	MESSAGE PROCESSING OPTIONS
USSMSG MSG=IST1913I,	MESSAGE ID-
TEXT='IST1913I LUNAME PORT',	-
ROUTCDE=2,	ROUTING CODE-
DESC=5,	DESCRIPTOR CODE-
SUPP=NEVER,	SUPPRESSION CODE-
OPT=NOBLKSUP	MESSAGE PROCESSING OPTIONS
USSMSG MSG=IST1914I,	MESSAGE ID-
TEXT='IST1914I % %(2)',	-
ROUTCDE=2,	ROUTING CODE-
DESC=5,	DESCRIPTOR CODE-
SUPP=NEVER,	SUPPRESSION CODE-
OPT=NOBLKSUP	MESSAGE PROCESSING OPTIONS
USSMSG MSG=IST1915I,	MESSAGE ID-

```

TEXT='IST1915I % ACTIVATION FAILED - VNNAME ALREADY ACTI-
VE AS GLOBAL',
ROUTCDE=2,                                ROUTING CODE-
DESC=5,                                    DESCRIPTOR CODE-
SUPP=NEVER,                               SUPPRESSION CODE-
OPT=BLKSUP                                MESSAGE PROCESSING OPTIONS
USSMSG MSG=IST1916I,                       MESSAGE ID-
TEXT='IST1916I % ACTIVATION FAILED - VNNAME ALREADY ACTI-
VE AS LOCAL',
ROUTCDE=2,                                ROUTING CODE-
DESC=5,                                    DESCRIPTOR CODE-
SUPP=NEVER,                               SUPPRESSION CODE-
OPT=BLKSUP                                MESSAGE PROCESSING OPTIONS
USSMSG MSG=IST1917I,                       MESSAGE ID-
TEXT='IST1917I % IN CONFLICT WITH %(2) - BOTH OPTIONS IG-
NORED',
ROUTCDE=2,                                ROUTING CODE-
DESC=5,                                    DESCRIPTOR CODE-
SUPP=NEVER,                               SUPPRESSION CODE-
OPT=BLKSUP                                MESSAGE PROCESSING OPTIONS
USSMSG MSG=IST1919I,                       MESSAGE ID-
TEXT='IST1919I INOPCODES FOR MODULE %:',
ROUTCDE=2,                                ROUTING CODE-
DESC=5,                                    DESCRIPTOR CODE-
SUPP=NEVER,                               SUPPRESSION CODE-
OPT=BLKSUP                                MESSAGE PROCESSING OPTIONS
USSMSG MSG=IST1920I,                       MESSAGE ID-
TEXT='IST1920I DUMP ENABLED:',
ROUTCDE=2,                                ROUTING CODE-
DESC=5,                                    DESCRIPTOR CODE-
SUPP=NEVER,                               SUPPRESSION CODE-
OPT=NOBLKSUP                              MESSAGE PROCESSING OPTIONS
USSMSG MSG=IST1921I,                       MESSAGE ID-
TEXT='IST1921I %',
ROUTCDE=2,                                ROUTING CODE-
DESC=5,                                    DESCRIPTOR CODE-
SUPP=NEVER,                               SUPPRESSION CODE-
OPT=NOBLKSUP                              MESSAGE PROCESSING OPTIONS
USSMSG MSG=IST1922I,                       MESSAGE ID-
TEXT='IST1922I DUMP DISABLED:',
ROUTCDE=2,                                ROUTING CODE-
DESC=5,                                    DESCRIPTOR CODE-
SUPP=NEVER,                               SUPPRESSION CODE-
OPT=NOBLKSUP                              MESSAGE PROCESSING OPTIONS
USSMSG MSG=IST1923I,                       MESSAGE ID-
TEXT='IST1923I MODULE % INOPCODE %(2) DOES NOT EXIST',
ROUTCDE=2,                                ROUTING CODE-
DESC=5,                                    DESCRIPTOR CODE-
SUPP=NEVER,                               SUPPRESSION CODE-
OPT=BLKSUP                                MESSAGE PROCESSING OPTIONS
USSMSG MSG=IST1924I,                       MESSAGE ID-
TEXT='IST1924I % DOES NOT EXIST OR DOES NOT CONTAIN INOP-
CODES',
ROUTCDE=2,                                ROUTING CODE-
DESC=5,                                    DESCRIPTOR CODE-
SUPP=NEVER,                               SUPPRESSION CODE-
OPT=BLKSUP                                MESSAGE PROCESSING OPTIONS
USSMSG MSG=IST1925I,                       MESSAGE ID-
TEXT='IST1925I SOCKET OPENED BY SNAMGMT SERVER SUBTASK',
ROUTCDE=2,                                ROUTING CODE-
DESC=5,                                    DESCRIPTOR CODE-
SUPP=INFO,                                SUPPRESSION CODE-
OPT=NOBLKSUP                              MESSAGE PROCESSING OPTIONS
USSMSG MSG=IST1926I,                       MESSAGE ID-
TEXT='IST1926I SNAMGMT SERVER IS UNABLE TO ACCEPT CONNEC-
TION REQUESTS',
ROUTCDE=2,                                ROUTING CODE-
DESC=5,                                    DESCRIPTOR CODE-
SUPP=WARN,                                SUPPRESSION CODE-
OPT=NOBLKSUP                              MESSAGE PROCESSING OPTIONS
USSMSG MSG=IST1927I,                       MESSAGE ID-
TEXT='IST1927I SOCKET % CALL FAILED - RC = %(2) RSN = %(-
3)',
ROUTCDE=2,                                ROUTING CODE-
DESC=5,                                    DESCRIPTOR CODE-
SUPP=WARN,                                SUPPRESSION CODE-
OPT=BLKSUP                                MESSAGE PROCESSING OPTIONS
USSMSG MSG=IST1928I,                       MESSAGE ID-
TEXT='IST1928I SNAMGMT CONNECTION TO % IS ACTIVE',
ROUTCDE=2,                                ROUTING CODE-
DESC=5,                                    DESCRIPTOR CODE-
SUPP=INFO,                                SUPPRESSION CODE-

```

```

      OPT=BLKSUP                MESSAGE PROCESSING OPTIONS
USSMSG MSG=IST1929I,           MESSAGE ID-
      TEXT='IST1929I SNAMGMT CONNECTION TO % HAS ENDED', -
      ROUTCDE=2,                ROUTING CODE-
      DESC=5,                    DESCRIPTOR CODE-
      SUPP=INFO,                 SUPPRESSION CODE-
      OPT=BLKSUP                MESSAGE PROCESSING OPTIONS
USSMSG MSG=IST1930I,           MESSAGE ID-
      TEXT='IST1930I SOCKET CLOSED BY SNAMGMT SERVER SUBTASK', -
      ROUTCDE=2,                ROUTING CODE-
      DESC=5,                    DESCRIPTOR CODE-
      SUPP=INFO,                 SUPPRESSION CODE-
      OPT=NOBLKSUP              MESSAGE PROCESSING OPTIONS
USSMSG MSG=IST1931I,           MESSAGE ID-
      TEXT='IST1931I SNAMGMT CONNECTION REFUSED FOR %', -
      ROUTCDE=2,                ROUTING CODE-
      DESC=5,                    DESCRIPTOR CODE-
      SUPP=WARN,                 SUPPRESSION CODE-
      OPT=BLKSUP                MESSAGE PROCESSING OPTIONS
USSMSG MSG=IST1932I,           MESSAGE ID-
      TEXT='IST1932I SNAMGMT SECURITY CHECK FAILED FOR %', -
      ROUTCDE=2,                ROUTING CODE-
      DESC=5,                    DESCRIPTOR CODE-
      SUPP=WARN,                 SUPPRESSION CODE-
      OPT=BLKSUP                MESSAGE PROCESSING OPTIONS
USSMSG MSG=IST1933I,           MESSAGE ID-
      TEXT='IST1933I SNAMGMT SERVER CLOSING CONNECTION TO %', -
      ROUTCDE=2,                ROUTING CODE-
      DESC=5,                    DESCRIPTOR CODE-
      SUPP=WARN,                 SUPPRESSION CODE-
      OPT=BLKSUP                MESSAGE PROCESSING OPTIONS
USSMSG MSG=IST1934I,           MESSAGE ID-
      TEXT='IST1934I IDBLK = % IDNUM = %(2)', -
      ROUTCDE=2,                ROUTING CODE-
      DESC=5,                    DESCRIPTOR CODE-
      SUPP=NEVER,                SUPPRESSION CODE-
      OPT=BLKSUP                MESSAGE PROCESSING OPTIONS
USSMSG MSG=IST1935I,           MESSAGE ID-
      TEXT='IST1935I RIF = %', -
      ROUTCDE=2,                ROUTING CODE-
      DESC=5,                    DESCRIPTOR CODE-
      SUPP=NEVER,                SUPPRESSION CODE-
      OPT=BLKSUP                MESSAGE PROCESSING OPTIONS
USSMSG MSG=IST1936I,           MESSAGE ID-
      TEXT='IST1936I LOCADDR = %', -
      ROUTCDE=2,                ROUTING CODE-
      DESC=5,                    DESCRIPTOR CODE-
      SUPP=NEVER,                SUPPRESSION CODE-
      OPT=BLKSUP                MESSAGE PROCESSING OPTIONS
USSMSG MSG=IST1937I,           MESSAGE ID-
      TEXT='IST1937I PATH SWITCH REASON: INITIATED BY REMOTE P-
      ARTNER', -
      ROUTCDE=2,                ROUTING CODE-
      DESC=5,                    DESCRIPTOR CODE-
      SUPP=NEVER,                SUPPRESSION CODE-
      OPT=BLKSUP                MESSAGE PROCESSING OPTIONS
USSMSG MSG=IST1938I,           MESSAGE ID-
      TEXT='IST1938I APPC = %', -
      ROUTCDE=2,                ROUTING CODE-
      DESC=5,                    DESCRIPTOR CODE-
      SUPP=NEVER,                SUPPRESSION CODE-
      OPT=BLKSUP                MESSAGE PROCESSING OPTIONS
USSMSG MSG=IST1939I,           MESSAGE ID-
      TEXT='IST1939I INACT FINAL = %', -
      ROUTCDE=2,                ROUTING CODE-
      DESC=5,                    DESCRIPTOR CODE-
      SUPP=NEVER,                SUPPRESSION CODE-
      OPT=BLKSUP                MESSAGE PROCESSING OPTIONS
USSMSG MSG=IST1940I,           MESSAGE ID-
      TEXT='IST1940I MODIFY COMMAND REJECTED - SNAMGMT ALREADY-
      ACTIVE', -
      ROUTCDE=2,                ROUTING CODE-
      DESC=5,                    DESCRIPTOR CODE-
      SUPP=NEVER,                SUPPRESSION CODE-
      OPT=NOBLKSUP              MESSAGE PROCESSING OPTIONS
USSMSG MSG=IST1941I,           MESSAGE ID-
      TEXT='IST1941I MODIFY COMMAND REJECTED - SNAMGMT ALREADY-
      SET TO NO', -
      ROUTCDE=2,                ROUTING CODE-
      DESC=5,                    DESCRIPTOR CODE-
      SUPP=NEVER,                SUPPRESSION CODE-
      OPT=NOBLKSUP              MESSAGE PROCESSING OPTIONS

```

```

USSMSG MSG=IST1942I, MESSAGE ID-
TEXT='IST1942I APPN LOCATE SEARCH STEPS ATTEMPTED', -
ROUTCDE=8, ROUTING CODE-
DESC=4, DESCRIPTOR CODE-
SUPP=INFO, SUPPRESSION CODE-
OPT=NOBLKSUP MESSAGE PROCESSING OPTIONS
USSMSG MSG=IST1943I, MESSAGE ID-
TEXT='IST1943I DIRECTED SEARCH TO A SERVED END NODE', -
ROUTCDE=8, ROUTING CODE-
DESC=4, DESCRIPTOR CODE-
SUPP=INFO, SUPPRESSION CODE-
OPT=NOBLKSUP MESSAGE PROCESSING OPTIONS
USSMSG MSG=IST1944I, MESSAGE ID-
TEXT='IST1944I DIRECTED SEARCH TO A NETWORK NODE', -
ROUTCDE=8, ROUTING CODE-
DESC=4, DESCRIPTOR CODE-
SUPP=INFO, SUPPRESSION CODE-
OPT=NOBLKSUP MESSAGE PROCESSING OPTIONS
USSMSG MSG=IST1945I, MESSAGE ID-
TEXT='IST1945I DIRECTED SEARCH TO A BORDER NODE', -
ROUTCDE=8, ROUTING CODE-
DESC=4, DESCRIPTOR CODE-
SUPP=INFO, SUPPRESSION CODE-
OPT=NOBLKSUP MESSAGE PROCESSING OPTIONS
USSMSG MSG=IST1946I, MESSAGE ID-
TEXT='IST1946I LOCAL SUBAREA SEARCH', -
ROUTCDE=8, ROUTING CODE-
DESC=4, DESCRIPTOR CODE-
SUPP=INFO, SUPPRESSION CODE-
OPT=NOBLKSUP MESSAGE PROCESSING OPTIONS
USSMSG MSG=IST1947I, MESSAGE ID-
TEXT='IST1947I BROADCAST SEARCH TO SERVED END NODES', -
ROUTCDE=8, ROUTING CODE-
DESC=4, DESCRIPTOR CODE-
SUPP=INFO, SUPPRESSION CODE-
OPT=NOBLKSUP MESSAGE PROCESSING OPTIONS
USSMSG MSG=IST1948I, MESSAGE ID-
TEXT='IST1948I DIRECTED SEARCHES TO BORDER NODES', -
ROUTCDE=8, ROUTING CODE-
DESC=4, DESCRIPTOR CODE-
SUPP=INFO, SUPPRESSION CODE-
OPT=NOBLKSUP MESSAGE PROCESSING OPTIONS
USSMSG MSG=IST1949I, MESSAGE ID-
TEXT='IST1949I DIRECTED SEARCH TO A CENTRAL DIRECTORY SE-
RVER', -
ROUTCDE=8, ROUTING CODE-
DESC=4, DESCRIPTOR CODE-
SUPP=INFO, SUPPRESSION CODE-
OPT=NOBLKSUP MESSAGE PROCESSING OPTIONS
USSMSG MSG=IST1950I, MESSAGE ID-
TEXT='IST1950I DIRECTED SEARCHES TO ALTERNATE CENTRAL DI-
RECTORY SERVERS', -
ROUTCDE=8, ROUTING CODE-
DESC=4, DESCRIPTOR CODE-
SUPP=INFO, SUPPRESSION CODE-
OPT=NOBLKSUP MESSAGE PROCESSING OPTIONS
USSMSG MSG=IST1951I, MESSAGE ID-
TEXT='IST1951I BROADCAST SEARCH TO NETWORK NODES', -
ROUTCDE=8, ROUTING CODE-
DESC=4, DESCRIPTOR CODE-
SUPP=INFO, SUPPRESSION CODE-
OPT=NOBLKSUP MESSAGE PROCESSING OPTIONS
USSMSG MSG=IST1952I, MESSAGE ID-
TEXT='IST1952I DIRECTED SEARCHES TO INTERCHANGE NODES', -
ROUTCDE=8, ROUTING CODE-
DESC=4, DESCRIPTOR CODE-
SUPP=INFO, SUPPRESSION CODE-
OPT=NOBLKSUP MESSAGE PROCESSING OPTIONS
USSMSG MSG=IST1953I, MESSAGE ID-
TEXT='IST1953I % - SENSE %(2) FROM %(3)', -
ROUTCDE=8, ROUTING CODE-
DESC=4, DESCRIPTOR CODE-
SUPP=INFO, SUPPRESSION CODE-
OPT=NOBLKSUP MESSAGE PROCESSING OPTIONS
USSMSG MSG=IST1954I, MESSAGE ID-
TEXT='IST1954I TRL MAJOR NODE = %', -
ROUTCDE=2, ROUTING CODE-
DESC=5, DESCRIPTOR CODE-
SUPP=NEVER, SUPPRESSION CODE-
OPT=NOBLKSUP MESSAGE PROCESSING OPTIONS
USSMSG MSG=IST1955I, MESSAGE ID-
TEXT='IST1955I STALL DETECTED FOR RTP % TO %(2)', -

```


ROUTCDE=2,	ROUTING CODE-
DESC=4,	DESCRIPTOR CODE-
SUPP=WARN,	SUPPRESSION CODE-
OPT=BLKSUP	MESSAGE PROCESSING OPTIONS
USSMSG MSG=IST1956I,	MESSAGE ID-
TEXT='IST1956I STALL CONTINUES FOR RTP % TO %(2)',	-
ROUTCDE=2,	ROUTING CODE-
DESC=4,	DESCRIPTOR CODE-
SUPP=WARN,	SUPPRESSION CODE-
OPT=BLKSUP	MESSAGE PROCESSING OPTIONS
USSMSG MSG=IST1957I,	MESSAGE ID-
TEXT='IST1957I STALL ALLEVIATED FOR RTP % TO %(2)',	-
ROUTCDE=2,	ROUTING CODE-
DESC=4,	DESCRIPTOR CODE-
SUPP=WARN,	SUPPRESSION CODE-
OPT=BLKSUP	MESSAGE PROCESSING OPTIONS
USSMSG MSG=IST1958I,	MESSAGE ID-
TEXT='IST1958I NUMBER OF ORPHANED BUFFERS = %',	-
ROUTCDE=2,	ROUTING CODE-
DESC=5,	DESCRIPTOR CODE-
SUPP=NEVER,	SUPPRESSION CODE-
OPT=BLKSUP	MESSAGE PROCESSING OPTIONS
USSMSG MSG=IST1959I,	MESSAGE ID-
TEXT='IST1959I DATA FLOW STATE = NORMAL',	-
ROUTCDE=2,	ROUTING CODE-
DESC=5,	DESCRIPTOR CODE-
SUPP=NEVER,	SUPPRESSION CODE-
OPT=NOBLKSUP	MESSAGE PROCESSING OPTIONS
USSMSG MSG=IST1960I,	MESSAGE ID-
TEXT='IST1960I % %(2) %(3) %(4) %(5) %(6) %(7)',	-
ROUTCDE=2,	ROUTING CODE-
DESC=5,	DESCRIPTOR CODE-
SUPP=NEVER,	SUPPRESSION CODE-
OPT=NOBLKSUP	MESSAGE PROCESSING OPTIONS
USSMSG MSG=IST1961I,	MESSAGE ID-
TEXT='IST1961I DATA FLOW STATE = STALLED',	-
ROUTCDE=2,	ROUTING CODE-
DESC=5,	DESCRIPTOR CODE-
SUPP=NEVER,	SUPPRESSION CODE-
OPT=NOBLKSUP	MESSAGE PROCESSING OPTIONS
USSMSG MSG=IST1962I,	MESSAGE ID-
TEXT='IST1962I APPNCOS = % - PRIORITY = NETWORK',	-
ROUTCDE=2,	ROUTING CODE-
DESC=5,	DESCRIPTOR CODE-
SUPP=NEVER,	SUPPRESSION CODE-
OPT=BLKSUP	MESSAGE PROCESSING OPTIONS
USSMSG MSG=IST1963I,	MESSAGE ID-
TEXT='IST1963I APPNCOS = % - PRIORITY = HIGH',	-
ROUTCDE=2,	ROUTING CODE-
DESC=5,	DESCRIPTOR CODE-
SUPP=NEVER,	SUPPRESSION CODE-
OPT=BLKSUP	MESSAGE PROCESSING OPTIONS
USSMSG MSG=IST1964I,	MESSAGE ID-
TEXT='IST1964I APPNCOS = % - PRIORITY = MEDIUM',	-
ROUTCDE=2,	ROUTING CODE-
DESC=5,	DESCRIPTOR CODE-
SUPP=NEVER,	SUPPRESSION CODE-
OPT=BLKSUP	MESSAGE PROCESSING OPTIONS
USSMSG MSG=IST1965I,	MESSAGE ID-
TEXT='IST1965I APPNCOS = % - PRIORITY = LOW',	-
ROUTCDE=2,	ROUTING CODE-
DESC=5,	DESCRIPTOR CODE-
SUPP=NEVER,	SUPPRESSION CODE-
OPT=BLKSUP	MESSAGE PROCESSING OPTIONS
USSMSG MSG=IST1966I,	MESSAGE ID-
TEXT='IST1966I ACTIVATED AS ACTIVE ON % AT %(2)',	-
ROUTCDE=2,	ROUTING CODE-
DESC=5,	DESCRIPTOR CODE-
SUPP=NEVER,	SUPPRESSION CODE-
OPT=BLKSUP	MESSAGE PROCESSING OPTIONS
USSMSG MSG=IST1967I,	MESSAGE ID-
TEXT='IST1967I ACTIVATED AS PASSIVE ON % AT %(2)',	-
ROUTCDE=2,	ROUTING CODE-
DESC=5,	DESCRIPTOR CODE-
SUPP=NEVER,	SUPPRESSION CODE-
OPT=BLKSUP	MESSAGE PROCESSING OPTIONS
USSMSG MSG=IST1968I,	MESSAGE ID-
TEXT='IST1968I ARB INFORMATION:',	-
ROUTCDE=2,	ROUTING CODE-
DESC=5,	DESCRIPTOR CODE-
SUPP=NEVER,	SUPPRESSION CODE-
OPT=NOBLKSUP	MESSAGE PROCESSING OPTIONS

```

USSMSG MSG=IST1969I, MESSAGE ID-
TEXT='IST1969I MAXIMUM ACTUAL DATA FLOW RATE = % (2)', -
ROUTCDE=2, ROUTING CODE-
DESC=5, DESCRIPTOR CODE-
SUPP=NEVER, SUPPRESSION CODE-
OPT=BLKSUP MESSAGE PROCESSING OPTIONS
USSMSG MSG=IST1970I, MESSAGE ID-
TEXT='IST1970I RATE REDUCTIONS DUE TO RETRANSMISSIONS = -
%', -
ROUTCDE=2, ROUTING CODE-
DESC=5, DESCRIPTOR CODE-
SUPP=NEVER, SUPPRESSION CODE-
OPT=BLKSUP MESSAGE PROCESSING OPTIONS
USSMSG MSG=IST1971I, MESSAGE ID-
TEXT='IST1971I TIMER INFORMATION:', -
ROUTCDE=2, ROUTING CODE-
DESC=5, DESCRIPTOR CODE-
SUPP=NEVER, SUPPRESSION CODE-
OPT=NOBLKSUP MESSAGE PROCESSING OPTIONS
USSMSG MSG=IST1972I, MESSAGE ID-
TEXT='IST1972I SHORT REQUEST TIMER = % MILLISECONDS', -
ROUTCDE=2, ROUTING CODE-
DESC=5, DESCRIPTOR CODE-
SUPP=NEVER, SUPPRESSION CODE-
OPT=BLKSUP MESSAGE PROCESSING OPTIONS
USSMSG MSG=IST1973I, MESSAGE ID-
TEXT='IST1973I OUTBOUND TRANSMISSION INFORMATION:', -
ROUTCDE=2, ROUTING CODE-
DESC=5, DESCRIPTOR CODE-
SUPP=NEVER, SUPPRESSION CODE-
OPT=NOBLKSUP MESSAGE PROCESSING OPTIONS
USSMSG MSG=IST1974I, MESSAGE ID-
TEXT='IST1974I NUMBER OF NLPS SENT = % ( (2) )', -
ROUTCDE=2, ROUTING CODE-
DESC=5, DESCRIPTOR CODE-
SUPP=NEVER, SUPPRESSION CODE-
OPT=BLKSUP MESSAGE PROCESSING OPTIONS
USSMSG MSG=IST1975I, MESSAGE ID-
TEXT='IST1975I TOTAL BYTES SENT = % ( (2) )', -
ROUTCDE=2, ROUTING CODE-
DESC=5, DESCRIPTOR CODE-
SUPP=NEVER, SUPPRESSION CODE-
OPT=BLKSUP MESSAGE PROCESSING OPTIONS
USSMSG MSG=IST1976I, MESSAGE ID-
TEXT='IST1976I BYTES RETRANSMITTED = % ( (2) )', -
ROUTCDE=2, ROUTING CODE-
DESC=5, DESCRIPTOR CODE-
SUPP=NEVER, SUPPRESSION CODE-
OPT=BLKSUP MESSAGE PROCESSING OPTIONS
USSMSG MSG=IST1977I, MESSAGE ID-
TEXT='IST1977I MAXIMUM NUMBER OF NLPS ON WAITING-FOR-ACK-
QUEUE = %', -
ROUTCDE=2, ROUTING CODE-
DESC=5, DESCRIPTOR CODE-
SUPP=NEVER, SUPPRESSION CODE-
OPT=BLKSUP MESSAGE PROCESSING OPTIONS
USSMSG MSG=IST1978I, MESSAGE ID-
TEXT='IST1978I WAITING-FOR-ACK QUEUE MAX REACHED ON % AT-
%(2)', -
ROUTCDE=2, ROUTING CODE-
DESC=5, DESCRIPTOR CODE-
SUPP=NEVER, SUPPRESSION CODE-
OPT=BLKSUP MESSAGE PROCESSING OPTIONS
USSMSG MSG=IST1979I, MESSAGE ID-
TEXT='IST1979I INBOUND TRANSMISSION INFORMATION:', -
ROUTCDE=2, ROUTING CODE-
DESC=5, DESCRIPTOR CODE-
SUPP=NEVER, SUPPRESSION CODE-
OPT=NOBLKSUP MESSAGE PROCESSING OPTIONS
USSMSG MSG=IST1980I, MESSAGE ID-
TEXT='IST1980I SEQUENCE NUMBER = % (X' %(2) )', -
ROUTCDE=2, ROUTING CODE-
DESC=5, DESCRIPTOR CODE-
SUPP=NEVER, SUPPRESSION CODE-
OPT=BLKSUP MESSAGE PROCESSING OPTIONS
USSMSG MSG=IST1981I, MESSAGE ID-
TEXT='IST1981I TOTAL BYTES RECEIVED = % ( (2) )', -
ROUTCDE=2, ROUTING CODE-
DESC=5, DESCRIPTOR CODE-
SUPP=NEVER, SUPPRESSION CODE-
OPT=BLKSUP MESSAGE PROCESSING OPTIONS
USSMSG MSG=IST1982I, MESSAGE ID-

```

```

TEXT='IST1982I NUMBER OF NLPS ON INBOUND WORK QUEUE = %' -
,ROUTCDE=2, ROUTING CODE-
DESC=5, DESCRIPTOR CODE-
SUPP=NEVER, SUPPRESSION CODE-
OPT=BLKSUP MESSAGE PROCESSING OPTIONS
USSMSG MSG=IST1983I, MESSAGE ID-
TEXT='IST1983I MAXIMUM NUMBER OF NLPS ON INBOUND WORK QU-
EUE = %' -
ROUTCDE=2, ROUTING CODE-
DESC=5, DESCRIPTOR CODE-
SUPP=NEVER, SUPPRESSION CODE-
OPT=BLKSUP MESSAGE PROCESSING OPTIONS
USSMSG MSG=IST1984I, MESSAGE ID-
TEXT='IST1984I PATH SWITCH INFORMATION:', -
ROUTCDE=2, ROUTING CODE-
DESC=5, DESCRIPTOR CODE-
SUPP=NEVER, SUPPRESSION CODE-
OPT=NOBLKSUP MESSAGE PROCESSING OPTIONS
USSMSG MSG=IST1985I, MESSAGE ID-
TEXT='IST1985I PATH SWITCHES INITIATED FROM REMOTE RTP = -
%' -
ROUTCDE=2, ROUTING CODE-
DESC=5, DESCRIPTOR CODE-
SUPP=NEVER, SUPPRESSION CODE-
OPT=BLKSUP MESSAGE PROCESSING OPTIONS
USSMSG MSG=IST1986I, MESSAGE ID-
TEXT='IST1986I PATH SWITCHES INITIATED FROM LOCAL RTP = -
%' -
ROUTCDE=2, ROUTING CODE-
DESC=5, DESCRIPTOR CODE-
SUPP=NEVER, SUPPRESSION CODE-
OPT=BLKSUP MESSAGE PROCESSING OPTIONS
USSMSG MSG=IST1987I, MESSAGE ID-
TEXT='IST1987I PATH SWITCHES DUE TO LOCAL FAILURE = %', -
ROUTCDE=2, ROUTING CODE-
DESC=5, DESCRIPTOR CODE-
SUPP=NEVER, SUPPRESSION CODE-
OPT=BLKSUP MESSAGE PROCESSING OPTIONS
USSMSG MSG=IST1988I, MESSAGE ID-
TEXT='IST1988I PATH SWITCHES DUE TO LOCAL PSRETRY = %', -
ROUTCDE=2, ROUTING CODE-
DESC=5, DESCRIPTOR CODE-
SUPP=NEVER, SUPPRESSION CODE-
OPT=BLKSUP MESSAGE PROCESSING OPTIONS
USSMSG MSG=IST1989I, MESSAGE ID-
TEXT='IST1989I NO MATCHING AUTOLOGON REQUESTS', -
ROUTCDE=2, ROUTING CODE-
DESC=5, DESCRIPTOR CODE-
SUPP=NEVER, SUPPRESSION CODE-
OPT=NOBLKSUP MESSAGE PROCESSING OPTIONS
USSMSG MSG=IST1990I, MESSAGE ID-
TEXT='IST1990I PENDING AUTOLOGON REQUESTS FOR:', -
ROUTCDE=2, ROUTING CODE-
DESC=5, DESCRIPTOR CODE-
SUPP=NEVER, SUPPRESSION CODE-
OPT=NOBLKSUP MESSAGE PROCESSING OPTIONS
USSMSG MSG=IST1991I, MESSAGE ID-
TEXT='IST1991I % - WAITING FOR PLU NOTIFICATION', -
ROUTCDE=2, ROUTING CODE-
DESC=5, DESCRIPTOR CODE-
SUPP=NEVER, SUPPRESSION CODE-
OPT=BLKSUP MESSAGE PROCESSING OPTIONS
USSMSG MSG=IST1992I, MESSAGE ID-
TEXT='IST1992I % - WAITING FOR AUTOTI TIMER', -
ROUTCDE=2, ROUTING CODE-
DESC=5, DESCRIPTOR CODE-
SUPP=NEVER, SUPPRESSION CODE-
OPT=BLKSUP MESSAGE PROCESSING OPTIONS
USSMSG MSG=IST1993I, MESSAGE ID-
TEXT='IST1993I % - WAITING FOR CDRM ACTIVATION', -
ROUTCDE=2, ROUTING CODE-
DESC=5, DESCRIPTOR CODE-
SUPP=NEVER, SUPPRESSION CODE-
OPT=BLKSUP MESSAGE PROCESSING OPTIONS
USSMSG MSG=IST1994I, MESSAGE ID-
TEXT='IST1994I % - WAITING FOR CDRM OR CPCP ACTIVATION', -
ROUTCDE=2, ROUTING CODE-
DESC=5, DESCRIPTOR CODE-
SUPP=NEVER, SUPPRESSION CODE-
OPT=BLKSUP MESSAGE PROCESSING OPTIONS
USSMSG MSG=IST1995I, MESSAGE ID-
TEXT='IST1995I % - WAITING FOR AUTOCAP NODE ACTIVATION', -

```

ROUTCDE=2,	ROUTING CODE-
DESC=5,	DESCRIPTOR CODE-
SUPP=NEVER,	SUPPRESSION CODE-
OPT=BLKSUP	MESSAGE PROCESSING OPTIONS
USSMSG MSG=IST1996I,	MESSAGE ID-
TEXT='IST1996I OR AUTOTI TIMER',	-
ROUTCDE=2,	ROUTING CODE-
DESC=5,	DESCRIPTOR CODE-
SUPP=NEVER,	SUPPRESSION CODE-
OPT=NOBLKSUP	MESSAGE PROCESSING OPTIONS
USSMSG MSG=IST1997I,	MESSAGE ID-
TEXT='IST1997I % (2) (3)',	-
ROUTCDE=2,	ROUTING CODE-
DESC=5,	DESCRIPTOR CODE-
SUPP=NEVER,	SUPPRESSION CODE-
OPT=NOBLKSUP	MESSAGE PROCESSING OPTIONS
USSMSG MSG=IST1998I,	MESSAGE ID-
TEXT='IST1998I % - WAITING FOR AUTOTI/AUTORTRY START OPT-	-
ION',	-
ROUTCDE=2,	ROUTING CODE-
DESC=5,	DESCRIPTOR CODE-
SUPP=NEVER,	SUPPRESSION CODE-
OPT=BLKSUP	MESSAGE PROCESSING OPTIONS
USSMSG MSG=IST1999I,	MESSAGE ID-
TEXT='IST1999I MODIFICATION OR SLU REACTIVATION',	-
ROUTCDE=2,	ROUTING CODE-
DESC=5,	DESCRIPTOR CODE-
SUPP=NEVER,	SUPPRESSION CODE-
OPT=NOBLKSUP	MESSAGE PROCESSING OPTIONS
USSMSG MSG=IST2000I,	MESSAGE ID-
TEXT='IST2000I ENTERPRISE EXTENDER GENERAL INFORMATION',	-
ROUTCDE=2,	ROUTING CODE-
DESC=5,	DESCRIPTOR CODE-
SUPP=NEVER,	SUPPRESSION CODE-
OPT=BLKSUP	MESSAGE PROCESSING OPTIONS
USSMSG MSG=IST2001I,	MESSAGE ID-
TEXT='IST2001I ENTERPRISE EXTENDER CONNECTION INFORMATIO-	-
N',	-
ROUTCDE=2,	ROUTING CODE-
DESC=5,	DESCRIPTOR CODE-
SUPP=NEVER,	SUPPRESSION CODE-
OPT=NOBLKSUP	MESSAGE PROCESSING OPTIONS
USSMSG MSG=IST2002I,	MESSAGE ID-
TEXT='IST2002I ENTERPRISE EXTENDER AGGREGATE CONNECTION -	-
INFORMATION',	-
ROUTCDE=2,	ROUTING CODE-
DESC=5,	DESCRIPTOR CODE-
SUPP=NEVER,	SUPPRESSION CODE-
OPT=NOBLKSUP	MESSAGE PROCESSING OPTIONS
USSMSG MSG=IST2003I,	MESSAGE ID-
TEXT='IST2003I ENTERPRISE EXTENDER XCA MAJOR NODE NAME =-	-
%',	-
ROUTCDE=2,	ROUTING CODE-
DESC=5,	DESCRIPTOR CODE-
SUPP=NEVER,	SUPPRESSION CODE-
OPT=BLKSUP	MESSAGE PROCESSING OPTIONS
USSMSG MSG=IST2004I,	MESSAGE ID-
TEXT='IST2004I LIVTIME = % SRQTIME = (2) SRQRETRY = %-	-
(3)',	-
ROUTCDE=2,	ROUTING CODE-
DESC=5,	DESCRIPTOR CODE-
SUPP=NEVER,	SUPPRESSION CODE-
OPT=NOBLKSUP	MESSAGE PROCESSING OPTIONS
USSMSG MSG=IST2005I,	MESSAGE ID-
TEXT='IST2005I IPRESOLV = %',	-
ROUTCDE=2,	ROUTING CODE-
DESC=5,	DESCRIPTOR CODE-
SUPP=NEVER,	SUPPRESSION CODE-
OPT=NOBLKSUP	MESSAGE PROCESSING OPTIONS
USSMSG MSG=IST2006I,	MESSAGE ID-
TEXT='IST2006I PORT PRIORITY = SIGNAL NETWORK HI-	-
GH MEDIUM LOW',	-
ROUTCDE=2,	ROUTING CODE-
DESC=5,	DESCRIPTOR CODE-
SUPP=NEVER,	SUPPRESSION CODE-
OPT=NOBLKSUP	MESSAGE PROCESSING OPTIONS
USSMSG MSG=IST2007I,	MESSAGE ID-
TEXT='IST2007I IPPORT NUMBER = % (2) (3) -	-
(4) (5)',	-
ROUTCDE=2,	ROUTING CODE-
DESC=5,	DESCRIPTOR CODE-
SUPP=NEVER,	SUPPRESSION CODE-

	OPT=NOBLKSUP	MESSAGE PROCESSING OPTIONS
USSMSG	MSG=IST2008I,	MESSAGE ID-
	TEXT='IST2008I IPTOS VALUE = %	%(2)
	%(3) %(4) %(5)',	-
	ROUTCDE=2,	ROUTING CODE-
	DESC=5,	DESCRIPTOR CODE-
	SUPP=NEVER,	SUPPRESSION CODE-
	OPT=NOBLKSUP	MESSAGE PROCESSING OPTIONS
USSMSG	MSG=IST2009I,	MESSAGE ID-
	TEXT='IST2009I RTP PIPES = %	LU-LU SESSIONS = -
	%(2)',	-
	ROUTCDE=2,	ROUTING CODE-
	DESC=5,	DESCRIPTOR CODE-
	SUPP=NEVER,	SUPPRESSION CODE-
	OPT=NOBLKSUP	MESSAGE PROCESSING OPTIONS
USSMSG	MSG=IST2010I,	MESSAGE ID-
	TEXT='IST2010I INOPS DUE TO SRQRETRY EXPIRATION	-
	= %',	-
	ROUTCDE=2,	ROUTING CODE-
	DESC=5,	DESCRIPTOR CODE-
	SUPP=NEVER,	SUPPRESSION CODE-
	OPT=NOBLKSUP	MESSAGE PROCESSING OPTIONS
USSMSG	MSG=IST2011I,	MESSAGE ID-
	TEXT='IST2011I	AVAILABLE LINES FOR THIS EE VRN -
	= %',	-
	ROUTCDE=2,	ROUTING CODE-
	DESC=5,	DESCRIPTOR CODE-
	SUPP=NEVER,	SUPPRESSION CODE-
	OPT=NOBLKSUP	MESSAGE PROCESSING OPTIONS
USSMSG	MSG=IST2012I,	MESSAGE ID-
	TEXT='IST2012I	ACTIVE CONNECTIONS USING THIS EE-
	VRN = %',	-
	ROUTCDE=2,	ROUTING CODE-
	DESC=5,	DESCRIPTOR CODE-
	SUPP=NEVER,	SUPPRESSION CODE-
	OPT=NOBLKSUP	MESSAGE PROCESSING OPTIONS
USSMSG	MSG=IST2013I,	MESSAGE ID-
	TEXT='IST2013I	AVAILABLE LINES FOR PREDEFINED EE CONNECT-
	IONS = %',	-
	ROUTCDE=2,	ROUTING CODE-
	DESC=5,	DESCRIPTOR CODE-
	SUPP=NEVER,	SUPPRESSION CODE-
	OPT=NOBLKSUP	MESSAGE PROCESSING OPTIONS
USSMSG	MSG=IST2014I,	MESSAGE ID-
	TEXT='IST2014I	ACTIVE PREDEFINED EE CONNECTIONS
	= %',	-
	ROUTCDE=2,	ROUTING CODE-
	DESC=5,	DESCRIPTOR CODE-
	SUPP=NEVER,	SUPPRESSION CODE-
	OPT=NOBLKSUP	MESSAGE PROCESSING OPTIONS
USSMSG	MSG=IST2015I,	MESSAGE ID-
	TEXT='IST2015I	ACTIVE LOCAL VRN EE CONNECTIONS
	= %',	-
	ROUTCDE=2,	ROUTING CODE-
	DESC=5,	DESCRIPTOR CODE-
	SUPP=NEVER,	SUPPRESSION CODE-
	OPT=NOBLKSUP	MESSAGE PROCESSING OPTIONS
USSMSG	MSG=IST2016I,	MESSAGE ID-
	TEXT='IST2016I	ACTIVE GLOBAL VRN EE CONNECTIONS
	= %',	-
	ROUTCDE=2,	ROUTING CODE-
	DESC=5,	DESCRIPTOR CODE-
	SUPP=NEVER,	SUPPRESSION CODE-
	OPT=NOBLKSUP	MESSAGE PROCESSING OPTIONS
USSMSG	MSG=IST2017I,	MESSAGE ID-
	TEXT='IST2017I	TOTAL RTP PIPES = %
	%(2)',	LU-LU SESSIONS = -
	ROUTCDE=2,	ROUTING CODE-
	DESC=5,	DESCRIPTOR CODE-
	SUPP=NEVER,	SUPPRESSION CODE-
	OPT=NOBLKSUP	MESSAGE PROCESSING OPTIONS
USSMSG	MSG=IST2018I,	MESSAGE ID-
	TEXT='IST2018I	TOTAL ACTIVE PREDEFINED EE CONNECTIONS
	= %',	-
	ROUTCDE=2,	ROUTING CODE-
	DESC=5,	DESCRIPTOR CODE-
	SUPP=NEVER,	SUPPRESSION CODE-
	OPT=NOBLKSUP	MESSAGE PROCESSING OPTIONS
USSMSG	MSG=IST2019I,	MESSAGE ID-
	TEXT='IST2019I	TOTAL ACTIVE LOCAL VRN EE CONNECTIONS
	= %',	-
	ROUTCDE=2,	ROUTING CODE-

```

DESC=5,                                DESCRIPTOR CODE-
SUPP=NEVER,                            SUPPRESSION CODE-
OPT=NOBLKSUP                           MESSAGE PROCESSING OPTIONS
USSMSG MSG=IST2020I,                    MESSAGE ID-
TEXT='IST2020I TOTAL ACTIVE GLOBAL VRN EE CONNECTIONS' -
= '%',                                -
ROUTCDE=2,                             ROUTING CODE-
DESC=5,                                DESCRIPTOR CODE-
SUPP=NEVER,                            SUPPRESSION CODE-
OPT=NOBLKSUP                           MESSAGE PROCESSING OPTIONS
USSMSG MSG=IST2021I,                    MESSAGE ID-
TEXT='IST2021I TOTAL ACTIVE EE CONNECTIONS' -
= '%',                                -
ROUTCDE=2,                             ROUTING CODE-
DESC=5,                                DESCRIPTOR CODE-
SUPP=NEVER,                            SUPPRESSION CODE-
OPT=NOBLKSUP                           MESSAGE PROCESSING OPTIONS
USSMSG MSG=IST2022I,                    MESSAGE ID-
TEXT='IST2022I EE CONNECTION ACTIVATED ON % AT %(2)', -
ROUTCDE=2,                             ROUTING CODE-
DESC=5,                                DESCRIPTOR CODE-
SUPP=NEVER,                            SUPPRESSION CODE-
OPT=BLKSUP                             MESSAGE PROCESSING OPTIONS
USSMSG MSG=IST2023I,                    MESSAGE ID-
TEXT='IST2023I CONNECTED TO LINE %', -
ROUTCDE=2,                             ROUTING CODE-
DESC=5,                                DESCRIPTOR CODE-
SUPP=NEVER,                            SUPPRESSION CODE-
OPT=BLKSUP                             MESSAGE PROCESSING OPTIONS
USSMSG MSG=IST2024I,                    MESSAGE ID-
TEXT='IST2024I CONNECTED TO SWITCHED PU %', -
ROUTCDE=2,                             ROUTING CODE-
DESC=5,                                DESCRIPTOR CODE-
SUPP=NEVER,                            SUPPRESSION CODE-
OPT=BLKSUP                             MESSAGE PROCESSING OPTIONS
USSMSG MSG=IST2025I,                    MESSAGE ID-
TEXT='IST2025I LDLC SIGNALS RETRANSMITTED AT LEAST ONE T-
IME = %',                                -
ROUTCDE=2,                             ROUTING CODE-
DESC=5,                                DESCRIPTOR CODE-
SUPP=NEVER,                            SUPPRESSION CODE-
OPT=NOBLKSUP                           MESSAGE PROCESSING OPTIONS
USSMSG MSG=IST2026I,                    MESSAGE ID-
TEXT='IST2026I LDLC SIGNALS RETRANSMITTED SRQRETRY TIMES-
= %',                                -
ROUTCDE=2,                             ROUTING CODE-
DESC=5,                                DESCRIPTOR CODE-
SUPP=NEVER,                            SUPPRESSION CODE-
OPT=NOBLKSUP                           MESSAGE PROCESSING OPTIONS
USSMSG MSG=IST2027I,                    MESSAGE ID-
TEXT='IST2027I DWINOP = % REDIAL = %(2) REDDELA-
Y = %(3)',                                -
ROUTCDE=2,                             ROUTING CODE-
DESC=5,                                DESCRIPTOR CODE-
SUPP=NEVER,                            SUPPRESSION CODE-
OPT=NOBLKSUP                           MESSAGE PROCESSING OPTIONS
USSMSG MSG=IST2028I,                    MESSAGE ID-
TEXT='IST2028I KEEPACT = %', -
ROUTCDE=2,                             ROUTING CODE-
DESC=5,                                DESCRIPTOR CODE-
SUPP=NEVER,                            SUPPRESSION CODE-
OPT=BLKSUP                             MESSAGE PROCESSING OPTIONS
USSMSG MSG=IST2029I,                    MESSAGE ID-
TEXT='IST2029I MTU SIZE = %', -
ROUTCDE=2,                             ROUTING CODE-
DESC=5,                                DESCRIPTOR CODE-
SUPP=NEVER,                            SUPPRESSION CODE-
OPT=NOBLKSUP                           MESSAGE PROCESSING OPTIONS
USSMSG MSG=IST2030I,                    MESSAGE ID-
TEXT='IST2030I PORT PRIORITY = SIGNAL', -
ROUTCDE=2,                             ROUTING CODE-
DESC=5,                                DESCRIPTOR CODE-
SUPP=NEVER,                            SUPPRESSION CODE-
OPT=NOBLKSUP                           MESSAGE PROCESSING OPTIONS
USSMSG MSG=IST2031I,                    MESSAGE ID-
TEXT='IST2031I PORT PRIORITY = NETWORK', -
ROUTCDE=2,                             ROUTING CODE-
DESC=5,                                DESCRIPTOR CODE-
SUPP=NEVER,                            SUPPRESSION CODE-
OPT=NOBLKSUP                           MESSAGE PROCESSING OPTIONS
USSMSG MSG=IST2032I,                    MESSAGE ID-
TEXT='IST2032I PORT PRIORITY = HIGH', -

```

ROUTCDE=2,	ROUTING CODE-
DESC=5,	DESCRIPTOR CODE-
SUPP=NEVER,	SUPPRESSION CODE-
OPT=NOBLKSUP	MESSAGE PROCESSING OPTIONS
USSMSG MSG=IST2033I,	MESSAGE ID-
TEXT='IST2033I PORT PRIORITY = MEDIUM',	-
ROUTCDE=2,	ROUTING CODE-
DESC=5,	DESCRIPTOR CODE-
SUPP=NEVER,	SUPPRESSION CODE-
OPT=NOBLKSUP	MESSAGE PROCESSING OPTIONS
USSMSG MSG=IST2034I,	MESSAGE ID-
TEXT='IST2034I PORT PRIORITY = LOW',	-
ROUTCDE=2,	ROUTING CODE-
DESC=5,	DESCRIPTOR CODE-
SUPP=NEVER,	SUPPRESSION CODE-
OPT=NOBLKSUP	MESSAGE PROCESSING OPTIONS
USSMSG MSG=IST2035I,	MESSAGE ID-
TEXT='IST2035I TOTALS FOR ALL PORT PRIORITIES',	-
ROUTCDE=2,	ROUTING CODE-
DESC=5,	DESCRIPTOR CODE-
SUPP=NEVER,	SUPPRESSION CODE-
OPT=NOBLKSUP	MESSAGE PROCESSING OPTIONS
USSMSG MSG=IST2036I,	MESSAGE ID-
TEXT='IST2036I NLPS SENT = % (% (2))',	-
ROUTCDE=2,	ROUTING CODE-
DESC=5,	DESCRIPTOR CODE-
SUPP=NEVER,	SUPPRESSION CODE-
OPT=NOBLKSUP	MESSAGE PROCESSING OPTIONS
USSMSG MSG=IST2037I,	MESSAGE ID-
TEXT='IST2037I BYTES SENT = % (% (2))',	-
ROUTCDE=2,	ROUTING CODE-
DESC=5,	DESCRIPTOR CODE-
SUPP=NEVER,	SUPPRESSION CODE-
OPT=NOBLKSUP	MESSAGE PROCESSING OPTIONS
USSMSG MSG=IST2038I,	MESSAGE ID-
TEXT='IST2038I NLPS RETRANSMITTED = % (% (2))',	-
ROUTCDE=2,	ROUTING CODE-
DESC=5,	DESCRIPTOR CODE-
SUPP=NEVER,	SUPPRESSION CODE-
OPT=NOBLKSUP	MESSAGE PROCESSING OPTIONS
USSMSG MSG=IST2039I,	MESSAGE ID-
TEXT='IST2039I BYTES RETRANSMITTED = % (% (2))',	-
ROUTCDE=2,	ROUTING CODE-
DESC=5,	DESCRIPTOR CODE-
SUPP=NEVER,	SUPPRESSION CODE-
OPT=NOBLKSUP	MESSAGE PROCESSING OPTIONS
USSMSG MSG=IST2040I,	MESSAGE ID-
TEXT='IST2040I NLPS RECEIVED = % (% (2))',	-
ROUTCDE=2,	ROUTING CODE-
DESC=5,	DESCRIPTOR CODE-
SUPP=NEVER,	SUPPRESSION CODE-
OPT=NOBLKSUP	MESSAGE PROCESSING OPTIONS
USSMSG MSG=IST2041I,	MESSAGE ID-
TEXT='IST2041I BYTES RECEIVED = % (% (2))',	-
ROUTCDE=2,	ROUTING CODE-
DESC=5,	DESCRIPTOR CODE-
SUPP=NEVER,	SUPPRESSION CODE-
OPT=NOBLKSUP	MESSAGE PROCESSING OPTIONS
USSMSG MSG=IST2042I,	MESSAGE ID-
TEXT='IST2042I % OF % (2) EE CONNECTIONS DISPLAYED',	-
ROUTCDE=2,	ROUTING CODE-
DESC=5,	DESCRIPTOR CODE-
SUPP=NEVER,	SUPPRESSION CODE-
OPT=BLKSUP	MESSAGE PROCESSING OPTIONS
USSMSG MSG=IST2043I,	MESSAGE ID-
TEXT='IST2043I TOTAL ACTIVE EE CONNECTIONS FOR LOCAL HOS-	-
TNAME = %',	-
ROUTCDE=2,	ROUTING CODE-
DESC=5,	DESCRIPTOR CODE-
SUPP=NEVER,	SUPPRESSION CODE-
OPT=NOBLKSUP	MESSAGE PROCESSING OPTIONS
USSMSG MSG=IST2044I,	MESSAGE ID-
TEXT='IST2044I TOTAL ACTIVE EE CONNECTIONS FOR LOCAL IPA-	-
DDR = %',	-
ROUTCDE=2,	ROUTING CODE-
DESC=5,	DESCRIPTOR CODE-
SUPP=NEVER,	SUPPRESSION CODE-
OPT=NOBLKSUP	MESSAGE PROCESSING OPTIONS
USSMSG MSG=IST2045I,	MESSAGE ID-
TEXT='IST2045I ENTERPRISE EXTENDER XCA MAJOR NODE NOT AC-	-
TIVE',	-
ROUTCDE=2,	ROUTING CODE-

```

DESC=5,                                DESCRIPTOR CODE-
SUPP=NEVER,                            SUPPRESSION CODE-
OPT=NOBLKSUP                           MESSAGE PROCESSING OPTIONS
USSMSG MSG=IST2046I,                    MESSAGE ID-
TEXT='IST2046I MNPS FORCED TAKEOVER TIMER EXPIRED FOR %' -
,ROUTCDE=2,                            ROUTING CODE-
DESC=4,                                DESCRIPTOR CODE-
SUPP=NEVER,                            SUPPRESSION CODE-
OPT=BLKSUP                             MESSAGE PROCESSING OPTIONS
USSMSG MSG=IST2047I,                    MESSAGE ID-
TEXT='IST2047I % DOES NOT HAVE AN ACTIVE EE CONNECTION', -
ROUTCDE=2,                            ROUTING CODE-
DESC=5,                                DESCRIPTOR CODE-
SUPP=NEVER,                            SUPPRESSION CODE-
OPT=BLKSUP                             MESSAGE PROCESSING OPTIONS
USSMSG MSG=IST2048I,                    MESSAGE ID-
TEXT='IST2048I LOCAL IPADDR IS NOT VALID WITH LOCAL HOST-
NAME', -
ROUTCDE=2,                            ROUTING CODE-
DESC=5,                                DESCRIPTOR CODE-
SUPP=NEVER,                            SUPPRESSION CODE-
OPT=BLKSUP                             MESSAGE PROCESSING OPTIONS
USSMSG MSG=IST2049I,                    MESSAGE ID-
TEXT='IST2049I REMOTE IPADDR IS NOT VALID WITH REMOTE HO-
STNAME', -
ROUTCDE=2,                            ROUTING CODE-
DESC=5,                                DESCRIPTOR CODE-
SUPP=NEVER,                            SUPPRESSION CODE-
OPT=BLKSUP                             MESSAGE PROCESSING OPTIONS
USSMSG MSG=IST2050I,                    MESSAGE ID-
TEXT='IST2050I THIS PATH WILL NOT BE SELECTED FOR UNRCHT-
IM = % SECONDS', -
ROUTCDE=2,                            ROUTING CODE-
DESC=5,                                DESCRIPTOR CODE-
SUPP=NEVER,                            SUPPRESSION CODE-
OPT=BLKSUP                             MESSAGE PROCESSING OPTIONS
USSMSG MSG=IST2052I,                    MESSAGE ID-
TEXT='IST2052I ORIGIN NODE PARTNER NODE UNRC-
HTIM EXPIRES', -
ROUTCDE=2,                            ROUTING CODE-
DESC=5,                                DESCRIPTOR CODE-
SUPP=NEVER,                            SUPPRESSION CODE-
OPT=NOBLKSUP                           MESSAGE PROCESSING OPTIONS
USSMSG MSG=IST2054I,                    MESSAGE ID-
TEXT='IST2054I VIRTUAL NODE PARTNER NODE UNRC-
HTIM EXPIRES', -
ROUTCDE=2,                            ROUTING CODE-
DESC=5,                                DESCRIPTOR CODE-
SUPP=NEVER,                            SUPPRESSION CODE-
OPT=NOBLKSUP                           MESSAGE PROCESSING OPTIONS
USSMSG MSG=IST2055I,                    MESSAGE ID-
TEXT='IST2055I % (2) (3)S (4)', -
ROUTCDE=2,                            ROUTING CODE-
DESC=5,                                DESCRIPTOR CODE-
SUPP=NEVER,                            SUPPRESSION CODE-
OPT=NOBLKSUP                           MESSAGE PROCESSING OPTIONS
USSMSG MSG=IST2056I,                    MESSAGE ID-
TEXT='IST2056I NO MATCHING UNREACHABLE PARTNER INFORMATI-
ON EXISTS', -
ROUTCDE=2,                            ROUTING CODE-
DESC=5,                                DESCRIPTOR CODE-
SUPP=NEVER,                            SUPPRESSION CODE-
OPT=NOBLKSUP                           MESSAGE PROCESSING OPTIONS
USSMSG MSG=IST2057I,                    MESSAGE ID-
TEXT='IST2057I UNREACHABLE PARTNER INFORMATION:', -
ROUTCDE=2,                            ROUTING CODE-
DESC=5,                                DESCRIPTOR CODE-
SUPP=NEVER,                            SUPPRESSION CODE-
OPT=NOBLKSUP                           MESSAGE PROCESSING OPTIONS
USSMSG MSG=IST2058I,                    MESSAGE ID-
TEXT='IST2058I UNREACHABLE PARTNER LIMIT EXCEEDED FOR VR-
N %', -
ROUTCDE=2,                            ROUTING CODE-
DESC=3,                                DESCRIPTOR CODE-
SUPP=NEVER,                            SUPPRESSION CODE-
OPT=BLKSUP                             MESSAGE PROCESSING OPTIONS
USSMSG MSG=IST2059I,                    MESSAGE ID-
TEXT='IST2059I NUMBER OF NLPS RECEIVED = % (2) ', -
ROUTCDE=2,                            ROUTING CODE-
DESC=5,                                DESCRIPTOR CODE-
SUPP=NEVER,                            SUPPRESSION CODE-
OPT=BLKSUP                             MESSAGE PROCESSING OPTIONS

```



```

USSMSG MSG=IST2061I, MESSAGE ID-
TEXT='IST2061I NO FORCED TAKEOVER REQUESTS ARE ACCEPTABL-
E',
ROUTCDE=2, ROUTING CODE-
DESC=4, DESCRIPTOR CODE-
SUPP=NEVER, SUPPRESSION CODE-
OPT=NOBLKSUP MESSAGE PROCESSING OPTIONS
USSMSG MSG=IST2062I, MESSAGE ID-
TEXT='IST2062I % FORCED TAKEOVER REQUESTS ARE ACCEPTABLE-
',
ROUTCDE=2, ROUTING CODE-
DESC=4, DESCRIPTOR CODE-
SUPP=NEVER, SUPPRESSION CODE-
OPT=BLKSUP MESSAGE PROCESSING OPTIONS
USSMSG MSG=IST2063I, MESSAGE ID-
TEXT='IST2063I ALL FORCED TAKEOVER REQUESTS ARE ACCEPTAB-
LE',
ROUTCDE=2, ROUTING CODE-
DESC=4, DESCRIPTOR CODE-
SUPP=NEVER, SUPPRESSION CODE-
OPT=NOBLKSUP MESSAGE PROCESSING OPTIONS
USSMSG MSG=IST2064I, MESSAGE ID-
TEXT='IST2064I PLU TO SLU RU SIZE = % SLU TO PLU RU S-
IZE = %(2)',
ROUTCDE=2, ROUTING CODE-
DESC=5, DESCRIPTOR CODE-
SUPP=NEVER, SUPPRESSION CODE-
OPT=NOBLKSUP MESSAGE PROCESSING OPTIONS
USSMSG MSG=IST2065I, MESSAGE ID-
TEXT='IST2065I ENTERPRISE EXTENDER CONNECTION REXMIT INF-
ORMATION',
ROUTCDE=2, ROUTING CODE-
DESC=5, DESCRIPTOR CODE-
SUPP=NEVER, SUPPRESSION CODE-
OPT=NOBLKSUP MESSAGE PROCESSING OPTIONS
USSMSG MSG=IST2066I, MESSAGE ID-
TEXT='IST2066I ENTERPRISE EXTENDER CONNECTION SRQRETRY I-
NFORMATION',
ROUTCDE=2, ROUTING CODE-
DESC=5, DESCRIPTOR CODE-
SUPP=NEVER, SUPPRESSION CODE-
OPT=NOBLKSUP MESSAGE PROCESSING OPTIONS
USSMSG MSG=IST2067I, MESSAGE ID-
TEXT='IST2067I EEDIAG DISPLAY ISSUED ON % AT %(2)',
ROUTCDE=2, ROUTING CODE-
DESC=5, DESCRIPTOR CODE-
SUPP=NEVER, SUPPRESSION CODE-
OPT=BLKSUP MESSAGE PROCESSING OPTIONS
USSMSG MSG=IST2068I, MESSAGE ID-
TEXT='IST2068I NLP RETRANSMIT RATE = %',
ROUTCDE=2, ROUTING CODE-
DESC=5, DESCRIPTOR CODE-
SUPP=NEVER, SUPPRESSION CODE-
OPT=NOBLKSUP MESSAGE PROCESSING OPTIONS
USSMSG MSG=IST2069I, MESSAGE ID-
TEXT='IST2069I REXMIT COUNTERS LAST CLEARED ON % AT %(2)-
',
ROUTCDE=2, ROUTING CODE-
DESC=5, DESCRIPTOR CODE-
SUPP=NEVER, SUPPRESSION CODE-
OPT=BLKSUP MESSAGE PROCESSING OPTIONS
USSMSG MSG=IST2070I, MESSAGE ID-
TEXT='IST2070I SRQRETRY COUNTERS LAST CLEARED ON % AT %(-
2)',
ROUTCDE=2, ROUTING CODE-
DESC=5, DESCRIPTOR CODE-
SUPP=NEVER, SUPPRESSION CODE-
OPT=BLKSUP MESSAGE PROCESSING OPTIONS
USSMSG MSG=IST2071I, MESSAGE ID-
TEXT='IST2071I ALL DIAGNOSTIC COUNTERS CLEARED FOR % EE -
CONNECTIONS',
ROUTCDE=2, ROUTING CODE-
DESC=5, DESCRIPTOR CODE-
SUPP=NEVER, SUPPRESSION CODE-
OPT=BLKSUP MESSAGE PROCESSING OPTIONS
USSMSG MSG=IST2072I, MESSAGE ID-
TEXT='IST2072I REXMIT COUNTERS CLEARED FOR % EE CONNECTI-
ONS',
ROUTCDE=2, ROUTING CODE-
DESC=5, DESCRIPTOR CODE-
SUPP=NEVER, SUPPRESSION CODE-
OPT=BLKSUP MESSAGE PROCESSING OPTIONS

```

```

USSMSG MSG=IST2073I, MESSAGE ID-
TEXT='IST2073I SRQRETRY COUNTERS CLEARED FOR % EE CONNEC-
TIONS', -
ROUTCDE=2, ROUTING CODE-
DESC=5, DESCRIPTOR CODE-
SUPP=NEVER, SUPPRESSION CODE-
OPT=BLKSUP MESSAGE PROCESSING OPTIONS
USSMSG MSG=IST2074I, MESSAGE ID-
TEXT='IST2074I SUCCESSFUL SRQRETRY ATTEMPT = % OCCUR-
RENCES = %(2)', -
ROUTCDE=2, ROUTING CODE-
DESC=5, DESCRIPTOR CODE-
SUPP=NEVER, SUPPRESSION CODE-
OPT=NOBLKSUP MESSAGE PROCESSING OPTIONS
USSMSG MSG=IST2075I, MESSAGE ID-
TEXT='IST2075I DISPLAY RTPS SUMMARY INFORMATION', -
ROUTCDE=2, ROUTING CODE-
DESC=5, DESCRIPTOR CODE-
SUPP=NEVER, SUPPRESSION CODE-
OPT=BLKSUP MESSAGE PROCESSING OPTIONS
USSMSG MSG=IST2076I, MESSAGE ID-
TEXT='IST2076I TOTAL MATCHING PIPES = %', -
ROUTCDE=2, ROUTING CODE-
DESC=5, DESCRIPTOR CODE-
SUPP=NEVER, SUPPRESSION CODE-
OPT=NOBLKSUP MESSAGE PROCESSING OPTIONS
USSMSG MSG=IST2077I, MESSAGE ID-
TEXT='IST2077I CPSVCMG PIPES = %', -
ROUTCDE=2, ROUTING CODE-
DESC=5, DESCRIPTOR CODE-
SUPP=NEVER, SUPPRESSION CODE-
OPT=NOBLKSUP MESSAGE PROCESSING OPTIONS
USSMSG MSG=IST2078I, MESSAGE ID-
TEXT='IST2078I RSETUP PIPES = %', -
ROUTCDE=2, ROUTING CODE-
DESC=5, DESCRIPTOR CODE-
SUPP=NEVER, SUPPRESSION CODE-
OPT=NOBLKSUP MESSAGE PROCESSING OPTIONS
USSMSG MSG=IST2079I, MESSAGE ID-
TEXT='IST2079I LU-LU PIPES = %', -
ROUTCDE=2, ROUTING CODE-
DESC=5, DESCRIPTOR CODE-
SUPP=NEVER, SUPPRESSION CODE-
OPT=NOBLKSUP MESSAGE PROCESSING OPTIONS
USSMSG MSG=IST2080I, MESSAGE ID-
TEXT='IST2080I PATH SWITCHING PIPES = %', -
ROUTCDE=2, ROUTING CODE-
DESC=5, DESCRIPTOR CODE-
SUPP=NEVER, SUPPRESSION CODE-
OPT=NOBLKSUP MESSAGE PROCESSING OPTIONS
USSMSG MSG=IST2081I, MESSAGE ID-
TEXT='IST2081I CONGESTED PIPES = %', -
ROUTCDE=2, ROUTING CODE-
DESC=5, DESCRIPTOR CODE-
SUPP=NEVER, SUPPRESSION CODE-
OPT=NOBLKSUP MESSAGE PROCESSING OPTIONS
USSMSG MSG=IST2082I, MESSAGE ID-
TEXT='IST2082I STALLED PIPES = %', -
ROUTCDE=2, ROUTING CODE-
DESC=5, DESCRIPTOR CODE-
SUPP=NEVER, SUPPRESSION CODE-
OPT=NOBLKSUP MESSAGE PROCESSING OPTIONS
USSMSG MSG=IST2083I, MESSAGE ID-
TEXT='IST2083I SESSIONS = %', -
ROUTCDE=2, ROUTING CODE-
DESC=5, DESCRIPTOR CODE-
SUPP=NEVER, SUPPRESSION CODE-
OPT=NOBLKSUP MESSAGE PROCESSING OPTIONS
USSMSG MSG=IST2084I, MESSAGE ID-
TEXT='IST2084I % OF %(2) MATCHING RTP PIPES DISPLAYED', -
ROUTCDE=2, ROUTING CODE-
DESC=5, DESCRIPTOR CODE-
SUPP=NEVER, SUPPRESSION CODE-
OPT=BLKSUP MESSAGE PROCESSING OPTIONS
USSMSG MSG=IST2085I, MESSAGE ID-
TEXT='IST2085I NUMBER OF NLPS ON OUTBOUND WORK QUEUE = %-
', -
ROUTCDE=2, ROUTING CODE-
DESC=5, DESCRIPTOR CODE-
SUPP=NEVER, SUPPRESSION CODE-
OPT=BLKSUP MESSAGE PROCESSING OPTIONS
USSMSG MSG=IST2086I, MESSAGE ID-

```

```

TEXT='IST2086I MAXIMUM NUMBER OF NLPS ON OUTBOUND WORK Q-
UEUE = %',
ROUTCDE=2,                                ROUTING CODE-
DESC=5,                                    DESCRIPTOR CODE-
SUPP=NEVER,                               SUPPRESSION CODE-
OPT=BLKSUP                                MESSAGE PROCESSING OPTIONS
USSMSG MSG=IST2087I,                        MESSAGE ID-
TEXT='IST2087I OUTBOUND WORK QUEUE MAX REACHED ON % AT %-
(2)',
ROUTCDE=2,                                ROUTING CODE-
DESC=5,                                    DESCRIPTOR CODE-
SUPP=NEVER,                               SUPPRESSION CODE-
OPT=BLKSUP                                MESSAGE PROCESSING OPTIONS
USSMSG MSG=IST2088I,                        MESSAGE ID-
TEXT='IST2088I CDRSCS DEFINED USING THIS MODEL:',
ROUTCDE=2,                                ROUTING CODE-
DESC=5,                                    DESCRIPTOR CODE-
SUPP=NEVER,                               SUPPRESSION CODE-
OPT=NOBLKSUP                              MESSAGE PROCESSING OPTIONS
USSMSG MSG=IST2089I,                        MESSAGE ID-
TEXT='IST2089I NO CDRSCS DEFINED USING THIS MODEL',
ROUTCDE=2,                                ROUTING CODE-
DESC=5,                                    DESCRIPTOR CODE-
SUPP=NEVER,                               SUPPRESSION CODE-
OPT=NOBLKSUP                              MESSAGE PROCESSING OPTIONS
USSMSG MSG=IST2090I,                        MESSAGE ID-
TEXT='IST2090I TRACE INITIATED FOR % CLONE CDRSCS',
ROUTCDE=2,                                ROUTING CODE-
DESC=5,                                    DESCRIPTOR CODE-
SUPP=NEVER,                               SUPPRESSION CODE-
OPT=BLKSUP                                MESSAGE PROCESSING OPTIONS
USSMSG MSG=IST2091I,                        MESSAGE ID-
TEXT='IST2091I TRACE ENDED FOR % CLONE CDRSCS',
ROUTCDE=2,                                ROUTING CODE-
DESC=5,                                    DESCRIPTOR CODE-
SUPP=NEVER,                               SUPPRESSION CODE-
OPT=BLKSUP                                MESSAGE PROCESSING OPTIONS
USSMSG MSG=IST2092I,                        MESSAGE ID-
TEXT='IST2092I NO CLONE CDRSCS EXIST FOR SCOPE %',
ROUTCDE=2,                                ROUTING CODE-
DESC=5,                                    DESCRIPTOR CODE-
SUPP=NEVER,                               SUPPRESSION CODE-
OPT=NOBLKSUP                              MESSAGE PROCESSING OPTIONS
USSMSG MSG=IST2093I,                        MESSAGE ID-
TEXT='IST2093I AUTOLOGON SEARCH INITIATED FOR % APPLICAT-
IONS',
ROUTCDE=2,                                ROUTING CODE-
DESC=5,                                    DESCRIPTOR CODE-
SUPP=INFO,                                SUPPRESSION CODE-
OPT=BLKSUP                                MESSAGE PROCESSING OPTIONS
USSMSG MSG=IST2094I,                        MESSAGE ID-
TEXT='IST2094I MODEL CDRSC WAS NOT DELETED - CLONE CDRSC-
S EXIST',
ROUTCDE=2,                                ROUTING CODE-
DESC=5,                                    DESCRIPTOR CODE-
SUPP=NEVER,                               SUPPRESSION CODE-
OPT=NOBLKSUP                              MESSAGE PROCESSING OPTIONS
USSMSG MSG=IST2095I,                        MESSAGE ID-
TEXT='IST2095I MODEL CDRSC DELETE = %',
ROUTCDE=2,                                ROUTING CODE-
DESC=5,                                    DESCRIPTOR CODE-
SUPP=NEVER,                               SUPPRESSION CODE-
OPT=BLKSUP                                MESSAGE PROCESSING OPTIONS
USSMSG MSG=IST2096I,                        MESSAGE ID-
TEXT='IST2096I AUTOLOGON SEARCH COMPLETED FOR APPLICATIO-
N %',
ROUTCDE=2,                                ROUTING CODE-
DESC=5,                                    DESCRIPTOR CODE-
SUPP=INFO,                                SUPPRESSION CODE-
OPT=BLKSUP                                MESSAGE PROCESSING OPTIONS
USSMSG MSG=IST2097I,                        MESSAGE ID-
TEXT='IST2097I STATUS = CANNOT BE LOCATED',
ROUTCDE=2,                                ROUTING CODE-
DESC=5,                                    DESCRIPTOR CODE-
SUPP=INFO,                                SUPPRESSION CODE-
OPT=NOBLKSUP                              MESSAGE PROCESSING OPTIONS
USSMSG MSG=IST2098I,                        MESSAGE ID-
TEXT='IST2098I STATUS = UNABLE TO ACCEPT LOGONS',
ROUTCDE=2,                                ROUTING CODE-
DESC=5,                                    DESCRIPTOR CODE-
SUPP=INFO,                                SUPPRESSION CODE-
OPT=NOBLKSUP                              MESSAGE PROCESSING OPTIONS

```

```

USSMSG MSG=IST2099I, MESSAGE ID-
TEXT='IST2099I STATUS = AUTOLOGON SESSIONS INITIATED FOR-
% LUS', -
ROUTCDE=2, ROUTING CODE-
DESC=5, DESCRIPTOR CODE-
SUPP=INFO, SUPPRESSION CODE-
OPT=BLKSUP MESSAGE PROCESSING OPTIONS
USSMSG MSG=IST2100I, MESSAGE ID-
TEXT='IST2100I % - NORMALLY LOGGED OFF LUS', -
ROUTCDE=2, ROUTING CODE-
DESC=5, DESCRIPTOR CODE-
SUPP=INFO, SUPPRESSION CODE-
OPT=BLKSUP MESSAGE PROCESSING OPTIONS
USSMSG MSG=IST2101I, MESSAGE ID-
TEXT='IST2101I NO LUS EXIST IN A STATE TO INITIATE AN AU-
TOLOGON SESSION', -
ROUTCDE=2, ROUTING CODE-
DESC=5, DESCRIPTOR CODE-
SUPP=INFO, SUPPRESSION CODE-
OPT=NOBLKSUP MESSAGE PROCESSING OPTIONS
USSMSG MSG=IST2102I, MESSAGE ID-
TEXT='IST2102I RSCV FROM PLU', -
ROUTCDE=8, ROUTING CODE-
DESC=4, DESCRIPTOR CODE-
SUPP=INFO, SUPPRESSION CODE-
OPT=NOBLKSUP MESSAGE PROCESSING OPTIONS
USSMSG MSG=IST2103I, MESSAGE ID-
TEXT='IST2103I RSCV TOWARDS SLU', -
ROUTCDE=8, ROUTING CODE-
DESC=4, DESCRIPTOR CODE-
SUPP=INFO, SUPPRESSION CODE-
OPT=NOBLKSUP MESSAGE PROCESSING OPTIONS
USSMSG MSG=IST2104I, MESSAGE ID-
TEXT='IST2104I RSCV TOWARDS DLUR', -
ROUTCDE=8, ROUTING CODE-
DESC=4, DESCRIPTOR CODE-
SUPP=INFO, SUPPRESSION CODE-
OPT=NOBLKSUP MESSAGE PROCESSING OPTIONS
USSMSG MSG=IST2105I, MESSAGE ID-
TEXT='IST2105I % ACTIVATION FAILED - HPR/IP XCA NODE ALR-
EADY ACTIVE', -
ROUTCDE=2, ROUTING CODE-
DESC=5, DESCRIPTOR CODE-
SUPP=SER, SUPPRESSION CODE-
OPT=BLKSUP MESSAGE PROCESSING OPTIONS
USSMSG MSG=IST2106I, MESSAGE ID-
TEXT='IST2106I MODIFY GR DELETE FAILED FOR %', -
ROUTCDE=8, ROUTING CODE-
DESC=5, DESCRIPTOR CODE-
SUPP=SER, SUPPRESSION CODE-
OPT=BLKSUP MESSAGE PROCESSING OPTIONS
USSMSG MSG=IST2107I, MESSAGE ID-
TEXT='IST2107I LOCAL GR ACB IS OPEN', -
ROUTCDE=8, ROUTING CODE-
DESC=5, DESCRIPTOR CODE-
SUPP=SER, SUPPRESSION CODE-
OPT=NOBLKSUP MESSAGE PROCESSING OPTIONS
USSMSG MSG=IST2108I, MESSAGE ID-
TEXT='IST2108I LOCAL APPLICATION OWNED GR AFFINITY EXIST-
S', -
ROUTCDE=8, ROUTING CODE-
DESC=5, DESCRIPTOR CODE-
SUPP=SER, SUPPRESSION CODE-
OPT=NOBLKSUP MESSAGE PROCESSING OPTIONS
USSMSG MSG=IST2109I, MESSAGE ID-
TEXT='IST2109I NON-LOCAL GR INSTANCE SELECTABLE', -
ROUTCDE=8, ROUTING CODE-
DESC=5, DESCRIPTOR CODE-
SUPP=SER, SUPPRESSION CODE-
OPT=NOBLKSUP MESSAGE PROCESSING OPTIONS
USSMSG MSG=IST2110I, MESSAGE ID-
TEXT='IST2110I NON-LOCAL APPLICATION OWNED GR AFFINITY E-
XISTS', -
ROUTCDE=8, ROUTING CODE-
DESC=5, DESCRIPTOR CODE-
SUPP=SER, SUPPRESSION CODE-
OPT=NOBLKSUP MESSAGE PROCESSING OPTIONS
USSMSG MSG=IST2111I, MESSAGE ID-
TEXT='IST2111I NON-LOCAL GR SESSION ACTIVE', -
ROUTCDE=8, ROUTING CODE-
DESC=5, DESCRIPTOR CODE-
SUPP=SER, SUPPRESSION CODE-

```

```

      OPT=NOBLKSUP                MESSAGE PROCESSING OPTIONS
USSMSG MSG=IST2113I,              MESSAGE ID-
TEXT='IST2113I % SESSION DEACTIVATED - EXPFLTRM THRESHOL-
D EXCEEDED',                      -
ROUTCDE=2,                        ROUTING CODE-
DESC=5,                           DESCRIPTOR CODE-
SUPP=NEVER,                       SUPPRESSION CODE-
OPT=BLKSUP                        MESSAGE PROCESSING OPTIONS
USSMSG MSG=IST2114I,              MESSAGE ID-
TEXT='IST2114I LIVTIME:          INITIAL = %    MAXIMUM = %(2) -
CURRENT = %(3)',                  -
ROUTCDE=2,                        ROUTING CODE-
DESC=5,                           DESCRIPTOR CODE-
SUPP=NEVER,                       SUPPRESSION CODE-
OPT=NOBLKSUP                     MESSAGE PROCESSING OPTIONS
USSMSG MSG=IST2116I,              MESSAGE ID-
TEXT='IST2116I STALL DETECTED FOR XCF TRLE % TO %(2)', -
ROUTCDE=2,                        ROUTING CODE-
DESC=4,                           DESCRIPTOR CODE-
SUPP=WARN,                       SUPPRESSION CODE-
OPT=BLKSUP                       MESSAGE PROCESSING OPTIONS
USSMSG MSG=IST2117I,              MESSAGE ID-
TEXT='IST2117I STALL CONTINUES FOR XCF TRLE % TO %(2)', -
ROUTCDE=2,                        ROUTING CODE-
DESC=4,                           DESCRIPTOR CODE-
SUPP=WARN,                       SUPPRESSION CODE-
OPT=BLKSUP                       MESSAGE PROCESSING OPTIONS
USSMSG MSG=IST2118I,              MESSAGE ID-
TEXT='IST2118I STALL ALLEVIATED FOR XCF TRLE % TO %(2)', -
ROUTCDE=2,                        ROUTING CODE-
DESC=4,                           DESCRIPTOR CODE-
SUPP=WARN,                       SUPPRESSION CODE-
OPT=BLKSUP                       MESSAGE PROCESSING OPTIONS
USSMSG MSG=IST2119I,              MESSAGE ID-
TEXT='IST2119I ENTERPRISE EXTENDER DISPLAY CORRELATOR: %-
',                                -
ROUTCDE=2,                        ROUTING CODE-
DESC=5,                           DESCRIPTOR CODE-
SUPP=NEVER,                       SUPPRESSION CODE-
OPT=BLKSUP                       MESSAGE PROCESSING OPTIONS
USSMSG MSG=IST2120I,              MESSAGE ID-
TEXT='IST2120I HOSTNAME RESOLUTION IN PROGRESS', -
ROUTCDE=2,                        ROUTING CODE-
DESC=5,                           DESCRIPTOR CODE-
SUPP=NEVER,                       SUPPRESSION CODE-
OPT=NOBLKSUP                     MESSAGE PROCESSING OPTIONS
USSMSG MSG=IST2121I,              MESSAGE ID-
TEXT='IST2121I HOSTNAME RESOLUTION COMPLETE', -
ROUTCDE=2,                        ROUTING CODE-
DESC=5,                           DESCRIPTOR CODE-
SUPP=NEVER,                       SUPPRESSION CODE-
OPT=NOBLKSUP                     MESSAGE PROCESSING OPTIONS
USSMSG MSG=IST2122I,              MESSAGE ID-
TEXT='IST2122I EE DISPLAY REJECTED - MAXHNRES LIMIT EXCE-
DED',                              -
ROUTCDE=2,                        ROUTING CODE-
DESC=5,                           DESCRIPTOR CODE-
SUPP=NEVER,                       SUPPRESSION CODE-
OPT=NOBLKSUP                     MESSAGE PROCESSING OPTIONS
USSMSG MSG=IST2123I,              MESSAGE ID-
TEXT='IST2123I DIAL FAILED FOR EE PU % - EXISTING CONNEC-
TION FOUND',                      -
ROUTCDE=2,                        ROUTING CODE-
DESC=5,                           DESCRIPTOR CODE-
SUPP=NEVER,                       SUPPRESSION CODE-
OPT=BLKSUP                       MESSAGE PROCESSING OPTIONS
USSMSG MSG=IST2124I,              MESSAGE ID-
TEXT='IST2124I REMOTE IPADDR OR HOSTNAME IS ALSO REQUIRE-
D',                                -
ROUTCDE=2,                        ROUTING CODE-
DESC=5,                           DESCRIPTOR CODE-
SUPP=NEVER,                       SUPPRESSION CODE-
OPT=NOBLKSUP                     MESSAGE PROCESSING OPTIONS
USSMSG MSG=IST2125I,              MESSAGE ID-
TEXT='IST2125I LOCAL IPADDR OR HOSTNAME IS ALSO REQUIRED-
',                                -
ROUTCDE=2,                        ROUTING CODE-
DESC=5,                           DESCRIPTOR CODE-
SUPP=NEVER,                       SUPPRESSION CODE-
OPT=NOBLKSUP                     MESSAGE PROCESSING OPTIONS
USSMSG MSG=IST2126I,              MESSAGE ID-
TEXT='IST2126I CONNECTIVITY TEST IN PROGRESS', -

```

	ROUTCDE=2,	ROUTING CODE-
	DESC=5,	DESCRIPTOR CODE-
	SUPP=NEVER,	SUPPRESSION CODE-
	OPT=NOBLKSUP	MESSAGE PROCESSING OPTIONS
USSMSG	MSG=IST2127I,	MESSAGE ID-
	TEXT='IST2127I CONNECTIVITY TEST FAILED - NO DIAL OUT LI-	-
	NE AVAILABLE FOR EE',	-
	ROUTCDE=2,	ROUTING CODE-
	DESC=5,	DESCRIPTOR CODE-
	SUPP=NEVER,	SUPPRESSION CODE-
	OPT=NOBLKSUP	MESSAGE PROCESSING OPTIONS
USSMSG	MSG=IST2128I,	MESSAGE ID-
	TEXT='IST2128I CONNECTIVITY TEST FAILED - EE NOT AVAILAB-	-
	LE FOR LOCAL IPADDR',	-
	ROUTCDE=2,	ROUTING CODE-
	DESC=5,	DESCRIPTOR CODE-
	SUPP=NEVER,	SUPPRESSION CODE-
	OPT=NOBLKSUP	MESSAGE PROCESSING OPTIONS
USSMSG	MSG=IST2129I,	MESSAGE ID-
	TEXT='IST2129I CONNECTIVITY TEST FAILED - MISMATCH OF IP-	-
	ADDRESS FAMILY',	-
	ROUTCDE=2,	ROUTING CODE-
	DESC=5,	DESCRIPTOR CODE-
	SUPP=NEVER,	SUPPRESSION CODE-
	OPT=NOBLKSUP	MESSAGE PROCESSING OPTIONS
USSMSG	MSG=IST2130I,	MESSAGE ID-
	TEXT='IST2130I ENTERPRISE EXTENDER CONNECTIVITY TEST INF-	-
	ORMATION',	-
	ROUTCDE=2,	ROUTING CODE-
	DESC=5,	DESCRIPTOR CODE-
	SUPP=NEVER,	SUPPRESSION CODE-
	OPT=NOBLKSUP	MESSAGE PROCESSING OPTIONS
USSMSG	MSG=IST2131I,	MESSAGE ID-
	TEXT='IST2131I EEDIAG DISPLAY COMPLETED ON % AT %(2)',	-
	ROUTCDE=2,	ROUTING CODE-
	DESC=5,	DESCRIPTOR CODE-
	SUPP=NEVER,	SUPPRESSION CODE-
	OPT=BLKSUP	MESSAGE PROCESSING OPTIONS
USSMSG	MSG=IST2132I,	MESSAGE ID-
	TEXT='IST2132I LDLC PROBE VERSIONS: VTAM = % PART-	-
	NER = %(2)',	-
	ROUTCDE=2,	ROUTING CODE-
	DESC=5,	DESCRIPTOR CODE-
	SUPP=NEVER,	SUPPRESSION CODE-
	OPT=NOBLKSUP	MESSAGE PROCESSING OPTIONS
USSMSG	MSG=IST2133I,	MESSAGE ID-
	TEXT='IST2133I INTFNAME: % INTFTYPE: %(2)',	-
	ROUTCDE=2,	ROUTING CODE-
	DESC=5,	DESCRIPTOR CODE-
	SUPP=NEVER,	SUPPRESSION CODE-
	OPT=NOBLKSUP	MESSAGE PROCESSING OPTIONS
USSMSG	MSG=IST2134I,	MESSAGE ID-
	TEXT='IST2134I CONNECTIVITY SUCCESSFUL	-
	PORT: %',	-
	ROUTCDE=2,	ROUTING CODE-
	DESC=5,	DESCRIPTOR CODE-
	SUPP=NEVER,	SUPPRESSION CODE-
	OPT=NOBLKSUP	MESSAGE PROCESSING OPTIONS
USSMSG	MSG=IST2135I,	MESSAGE ID-
	TEXT='IST2135I CONNECTIVITY UNSUCCESSFUL SENSE: %	-
	PORT: %(2)',	-
	ROUTCDE=2,	ROUTING CODE-
	DESC=5,	DESCRIPTOR CODE-
	SUPP=NEVER,	SUPPRESSION CODE-
	OPT=NOBLKSUP	MESSAGE PROCESSING OPTIONS
USSMSG	MSG=IST2136I,	MESSAGE ID-
	TEXT='IST2136I CONNECTIVITY TEST ENDED - MAXIMUM TIME	-
	LIMIT EXCEEDED',	-
	ROUTCDE=2,	ROUTING CODE-
	DESC=5,	DESCRIPTOR CODE-
	SUPP=NEVER,	SUPPRESSION CODE-
	OPT=NOBLKSUP	MESSAGE PROCESSING OPTIONS
USSMSG	MSG=IST2137I,	MESSAGE ID-
	TEXT='IST2137I % %(2) %(3) RTT: %(4)',	-
	ROUTCDE=2,	ROUTING CODE-
	DESC=5,	DESCRIPTOR CODE-
	SUPP=NEVER,	SUPPRESSION CODE-
	OPT=NOBLKSUP	MESSAGE PROCESSING OPTIONS
USSMSG	MSG=IST2138I,	MESSAGE ID-
	TEXT='IST2138I % %(2) %(3) RTT: %(4)',	-
	ROUTCDE=2,	ROUTING CODE-
	DESC=5,	DESCRIPTOR CODE-

	SUPP=NEVER,	SUPPRESSION CODE-
	OPT=NOBLKSUP	MESSAGE PROCESSING OPTIONS
USSMSG	MSG=IST2139I,	MESSAGE ID-
	TEXT='IST2139I CONNECTIVITY TEST RESULTS DISPLAYED FOR %-	
	OF %(2) ROUTES',	-
	ROUTCDE=2,	ROUTING CODE-
	DESC=5,	DESCRIPTOR CODE-
	SUPP=NEVER,	SUPPRESSION CODE-
	OPT=BLKSUP	MESSAGE PROCESSING OPTIONS
USSMSG	MSG=IST2140I,	MESSAGE ID-
	TEXT='IST2140I CONNECTIVITY TEST FAILED - LINE % IS INAC-	
	TIVATING',	-
	ROUTCDE=2,	ROUTING CODE-
	DESC=5,	DESCRIPTOR CODE-
	SUPP=NEVER,	SUPPRESSION CODE-
	OPT=BLKSUP	MESSAGE PROCESSING OPTIONS
USSMSG	MSG=IST2141I,	MESSAGE ID-
	TEXT='IST2141I CONNECTIVITY TEST FAILED - SWITCHED PU IS-	
	NOT ENABLED FOR EE',	-
	ROUTCDE=2,	ROUTING CODE-
	DESC=5,	DESCRIPTOR CODE-
	SUPP=NEVER,	SUPPRESSION CODE-
	OPT=NOBLKSUP	MESSAGE PROCESSING OPTIONS
USSMSG	MSG=IST2142I,	MESSAGE ID-
	TEXT='IST2142I CONNECTIVITY TEST REJECTED - SAME TEST AL-	
	READY IN PROGRESS',	-
	ROUTCDE=2,	ROUTING CODE-
	DESC=5,	DESCRIPTOR CODE-
	SUPP=NEVER,	SUPPRESSION CODE-
	OPT=NOBLKSUP	MESSAGE PROCESSING OPTIONS
USSMSG	MSG=IST2143I,	MESSAGE ID-
	TEXT='IST2143I IN PROGRESS ENTERPRISE EXTENDER DISPLAY C-	
	ORRELATOR: %',	-
	ROUTCDE=2,	ROUTING CODE-
	DESC=5,	DESCRIPTOR CODE-
	SUPP=NEVER,	SUPPRESSION CODE-
	OPT=BLKSUP	MESSAGE PROCESSING OPTIONS
USSMSG	MSG=IST2144I,	MESSAGE ID-
	TEXT='IST2144I CONNECTIVITY TEST REJECTED - MAXEETST LIM-	
	IT EXCEEDED',	-
	ROUTCDE=2,	ROUTING CODE-
	DESC=5,	DESCRIPTOR CODE-
	SUPP=NEVER,	SUPPRESSION CODE-
	OPT=NOBLKSUP	MESSAGE PROCESSING OPTIONS
USSMSG	MSG=IST2145I,	MESSAGE ID-
	TEXT='IST2145I PENDING ENTERPRISE EXTENDER DISPLAY COMMA-	
	NDS',	-
	ROUTCDE=2,	ROUTING CODE-
	DESC=5,	DESCRIPTOR CODE-
	SUPP=NEVER,	SUPPRESSION CODE-
	OPT=NOBLKSUP	MESSAGE PROCESSING OPTIONS
USSMSG	MSG=IST2146I,	MESSAGE ID-
	TEXT='IST2146I EE DISPLAY ISSUED ON % AT %(2)',	-
	ROUTCDE=2,	ROUTING CODE-
	DESC=5,	DESCRIPTOR CODE-
	SUPP=NEVER,	SUPPRESSION CODE-
	OPT=BLKSUP	MESSAGE PROCESSING OPTIONS
USSMSG	MSG=IST2147I,	MESSAGE ID-
	TEXT='IST2147I CORRELATOR: % LINE: %(2) STATUS: %(3)',	-
	ROUTCDE=2,	ROUTING CODE-
	DESC=5,	DESCRIPTOR CODE-
	SUPP=NEVER,	SUPPRESSION CODE-
	OPT=BLKSUP	MESSAGE PROCESSING OPTIONS
USSMSG	MSG=IST2148I,	MESSAGE ID-
	TEXT='IST2148I EE CONNECTIVITY TEST REACHES MAXTIME ON %-	
	AT %(2)',	-
	ROUTCDE=2,	ROUTING CODE-
	DESC=5,	DESCRIPTOR CODE-
	SUPP=NEVER,	SUPPRESSION CODE-
	OPT=BLKSUP	MESSAGE PROCESSING OPTIONS
USSMSG	MSG=IST2149I,	MESSAGE ID-
	TEXT='IST2149I % OF %(2) CORRELATORS DISPLAYED',	-
	ROUTCDE=2,	ROUTING CODE-
	DESC=5,	DESCRIPTOR CODE-
	SUPP=NEVER,	SUPPRESSION CODE-
	OPT=BLKSUP	MESSAGE PROCESSING OPTIONS
USSMSG	MSG=IST2150I,	MESSAGE ID-
	TEXT='IST2150I VIRTUAL NODE % - %(2) UNREACHABLE PARTNER-	
	S',	-
	ROUTCDE=2,	ROUTING CODE-
	DESC=5,	DESCRIPTOR CODE-
	SUPP=NEVER,	SUPPRESSION CODE-

```

      OPT=BLKSUP                                MESSAGE PROCESSING OPTIONS
USSMSG MSG=IST2151I,                            MESSAGE ID-
TEXT='IST2151I PARTNER LIMIT EXCEEDED - UNUSABLE UNTIL C-
OUNT IS BELOW %',                               -
ROUTCDE=2,                                       ROUTING CODE-
DESC=5,                                         DESCRIPTOR CODE-
SUPP=NEVER,                                    SUPPRESSION CODE-
OPT=BLKSUP                                MESSAGE PROCESSING OPTIONS
USSMSG MSG=IST2152I,                            MESSAGE ID-
TEXT='IST2152I MODIFY TOPO COMMAND FAILED',      -
ROUTCDE=2,                                       ROUTING CODE-
DESC=5,                                         DESCRIPTOR CODE-
SUPP=NEVER,                                    SUPPRESSION CODE-
OPT=NOBLKSUP                                MESSAGE PROCESSING OPTIONS
USSMSG MSG=IST2153I,                            MESSAGE ID-
TEXT='IST2153I ORIG, VRN, OR DEST OPERAND REQUIRED', -
ROUTCDE=2,                                       ROUTING CODE-
DESC=5,                                         DESCRIPTOR CODE-
SUPP=NEVER,                                    SUPPRESSION CODE-
OPT=NOBLKSUP                                MESSAGE PROCESSING OPTIONS
USSMSG MSG=IST2154I,                            MESSAGE ID-
TEXT='IST2154I ROUTE SELECTION TRACE IS ACTIVE - BFRNUM -
= %',                                           -
ROUTCDE=2,                                       ROUTING CODE-
DESC=5,                                         DESCRIPTOR CODE-
SUPP=NEVER,                                    SUPPRESSION CODE-
OPT=BLKSUP                                MESSAGE PROCESSING OPTIONS
USSMSG MSG=IST2155I,                            MESSAGE ID-
TEXT='IST2155I ROUTE SELECTION TRACE IS INACTIVE', -
ROUTCDE=2,                                       ROUTING CODE-
DESC=5,                                         DESCRIPTOR CODE-
SUPP=NEVER,                                    SUPPRESSION CODE-
OPT=NOBLKSUP                                MESSAGE PROCESSING OPTIONS
USSMSG MSG=IST2156I,                            MESSAGE ID-
TEXT='IST2156I STORAGE ALLOCATED TO ROUTE SELECTION TRAC-
E = %',                                           -
ROUTCDE=2,                                       ROUTING CODE-
DESC=5,                                         DESCRIPTOR CODE-
SUPP=NEVER,                                    SUPPRESSION CODE-
OPT=BLKSUP                                MESSAGE PROCESSING OPTIONS
USSMSG MSG=IST2157I,                            MESSAGE ID-
TEXT='IST2157I ALIASRCH = %',                  -
ROUTCDE=2,                                       ROUTING CODE-
DESC=5,                                         DESCRIPTOR CODE-
SUPP=NEVER,                                    SUPPRESSION CODE-
OPT=NOBLKSUP                                MESSAGE PROCESSING OPTIONS
USSMSG MSG=IST2158I,                            MESSAGE ID-
TEXT='IST2158I VTAM HAS JOINED THE SYSPLEX GROUP %', -
ROUTCDE=2,                                       ROUTING CODE-
DESC=4,                                         DESCRIPTOR CODE-
SUPP=INFO,                                    SUPPRESSION CODE-
OPT=BLKSUP                                MESSAGE PROCESSING OPTIONS
USSMSG MSG=IST2159I,                            MESSAGE ID-
TEXT='IST2159I XCF GROUP: % CFS GROUP: %(2)', -
ROUTCDE=2,                                       ROUTING CODE-
DESC=5,                                         DESCRIPTOR CODE-
SUPP=INFO,                                    SUPPRESSION CODE-
OPT=NOBLKSUP                                MESSAGE PROCESSING OPTIONS
USSMSG MSG=IST2160I,                            MESSAGE ID-
TEXT='IST2160I % FAILED : ULP IS USING TRLE %(2)', -
ROUTCDE=2,                                       ROUTING CODE-
DESC=5,                                         DESCRIPTOR CODE-
SUPP=SER,                                     SUPPRESSION CODE-
OPT=BLKSUP                                MESSAGE PROCESSING OPTIONS
USSMSG MSG=IST2161I,                            MESSAGE ID-
TEXT='IST2161I BLOCKED TIME = %',              -
ROUTCDE=8,                                       ROUTING CODE-
DESC=5,                                         DESCRIPTOR CODE-
SUPP=NEVER,                                    SUPPRESSION CODE-
OPT=BLKSUP                                MESSAGE PROCESSING OPTIONS
USSMSG MSG=IST2162I,                            MESSAGE ID-
TEXT='IST2162I INCONSISTENT UNRCHTIM VALUES DEFINED FOR -
%',                                           -
ROUTCDE=2,                                       ROUTING CODE-
DESC=5,                                         DESCRIPTOR CODE-
SUPP=WARN,                                    SUPPRESSION CODE-
OPT=BLKSUP                                MESSAGE PROCESSING OPTIONS
USSMSG MSG=IST2163I,                            MESSAGE ID-
TEXT='IST2163I REBUILD FOR STRUCTURE % STOPPED', -
ROUTCDE=2,                                       ROUTING CODE-
DESC=5,                                         DESCRIPTOR CODE-
SUPP=WARN,                                    SUPPRESSION CODE-

```


	OPT=BLKSUP	MESSAGE PROCESSING OPTIONS
USSMSG	MSG=IST2164I,	MESSAGE ID-
	TEXT='IST2164I FAILURE REASON - LOST CONNECTION TO NEW S-	
	STRUCTURE',	-
	ROUTCDE=2,	ROUTING CODE-
	DESC=5,	DESCRIPTOR CODE-
	SUPP=WARN,	SUPPRESSION CODE-
	OPT=NOBLKSUP	MESSAGE PROCESSING OPTIONS
USSMSG	MSG=IST2165I,	MESSAGE ID-
	TEXT='IST2165I FAILURE REASON - LOST CONNECTION TO ORIGI-	
	NAL STRUCTURE',	-
	ROUTCDE=2,	ROUTING CODE-
	DESC=5,	DESCRIPTOR CODE-
	SUPP=WARN,	SUPPRESSION CODE-
	OPT=NOBLKSUP	MESSAGE PROCESSING OPTIONS
USSMSG	MSG=IST2166I,	MESSAGE ID-
	TEXT='IST2166I FAILURE REASON - STRUCTURE FAILURE',	-
	ROUTCDE=2,	ROUTING CODE-
	DESC=5,	DESCRIPTOR CODE-
	SUPP=WARN,	SUPPRESSION CODE-
	OPT=NOBLKSUP	MESSAGE PROCESSING OPTIONS
USSMSG	MSG=IST2167I,	MESSAGE ID-
	TEXT='IST2167I DISCONNECT REASON - OPERATOR COMMAND',	-
	ROUTCDE=2,	ROUTING CODE-
	DESC=5,	DESCRIPTOR CODE-
	SUPP=WARN,	SUPPRESSION CODE-
	OPT=NOBLKSUP	MESSAGE PROCESSING OPTIONS
USSMSG	MSG=IST2168I,	MESSAGE ID-
	TEXT='IST2168I DISCONNECT REASON - NORMAL DISCONNECT',	-
	ROUTCDE=2,	ROUTING CODE-
	DESC=5,	DESCRIPTOR CODE-
	SUPP=WARN,	SUPPRESSION CODE-
	OPT=NOBLKSUP	MESSAGE PROCESSING OPTIONS
USSMSG	MSG=IST2169I,	MESSAGE ID-
	TEXT='IST2169I FAILURE REASON - SUBTASK ABEND',	-
	ROUTCDE=2,	ROUTING CODE-
	DESC=5,	DESCRIPTOR CODE-
	SUPP=WARN,	SUPPRESSION CODE-
	OPT=NOBLKSUP	MESSAGE PROCESSING OPTIONS
USSMSG	MSG=IST2170I,	MESSAGE ID-
	TEXT='IST2170I FAILURE REASON - VTAM HALTING',	-
	ROUTCDE=2,	ROUTING CODE-
	DESC=5,	DESCRIPTOR CODE-
	SUPP=WARN,	SUPPRESSION CODE-
	OPT=NOBLKSUP	MESSAGE PROCESSING OPTIONS
USSMSG	MSG=IST2171I,	MESSAGE ID-
	TEXT='IST2171I FAILURE REASON - LOST CONNECTIVITY',	-
	ROUTCDE=2,	ROUTING CODE-
	DESC=5,	DESCRIPTOR CODE-
	SUPP=WARN,	SUPPRESSION CODE-
	OPT=NOBLKSUP	MESSAGE PROCESSING OPTIONS
USSMSG	MSG=IST2172I,	MESSAGE ID-
	TEXT='IST2172I FAILURE REASON - STRUCTURE TYPE NOT VALID-	
	',	-
	ROUTCDE=2,	ROUTING CODE-
	DESC=5,	DESCRIPTOR CODE-
	SUPP=WARN,	SUPPRESSION CODE-
	OPT=NOBLKSUP	MESSAGE PROCESSING OPTIONS
USSMSG	MSG=IST2173I,	MESSAGE ID-
	TEXT='IST2173I FAILURE REASON - INTERNAL COUPLING FACILI-	
	TY STRUCTURE ERROR',	-
	ROUTCDE=2,	ROUTING CODE-
	DESC=5,	DESCRIPTOR CODE-
	SUPP=WARN,	SUPPRESSION CODE-
	OPT=NOBLKSUP	MESSAGE PROCESSING OPTIONS
USSMSG	MSG=IST2174I,	MESSAGE ID-
	TEXT='IST2174I FAILURE REASON - CONNECTION NAME NOT VALI-	
	D',	-
	ROUTCDE=2,	ROUTING CODE-
	DESC=5,	DESCRIPTOR CODE-
	SUPP=WARN,	SUPPRESSION CODE-
	OPT=NOBLKSUP	MESSAGE PROCESSING OPTIONS
USSMSG	MSG=IST2175I,	MESSAGE ID-
	TEXT='IST2175I FAILURE REASON - PROCESS TIMED OUT',	-
	ROUTCDE=2,	ROUTING CODE-
	DESC=5,	DESCRIPTOR CODE-
	SUPP=WARN,	SUPPRESSION CODE-
	OPT=NOBLKSUP	MESSAGE PROCESSING OPTIONS
USSMSG	MSG=IST2176I,	MESSAGE ID-
	TEXT='IST2176I FAILURE REASON - MVS EVENT',	-
	ROUTCDE=2,	ROUTING CODE-
	DESC=5,	DESCRIPTOR CODE-

```

SUPP=WARN, SUPPRESSION CODE-
OPT=NOBLKSUP MESSAGE PROCESSING OPTIONS
USSMSG MSG=IST2177I, MESSAGE ID-
TEXT='IST2177I FAILURE REASON - UNSUPPORTED COUPLING FAC-
ILITY LEVEL', -
ROUTCDE=2, ROUTING CODE-
DESC=5, DESCRIPTOR CODE-
SUPP=WARN, SUPPRESSION CODE-
OPT=NOBLKSUP MESSAGE PROCESSING OPTIONS
USSMSG MSG=IST2178I, MESSAGE ID-
TEXT='IST2178I RPN CB ADDRESS %', -
ROUTCDE=2, ROUTING CODE-
DESC=5, DESCRIPTOR CODE-
SUPP=NEVER, SUPPRESSION CODE-
OPT=BLKSUP MESSAGE PROCESSING OPTIONS
USSMSG MSG=IST2179I, MESSAGE ID-
TEXT='IST2179I NO DIAL-OUT LINE FOUND FOR SWITCHED PU %'-
,ROUTCDE=8, ROUTING CODE-
DESC=4, DESCRIPTOR CODE-
SUPP=SER, SUPPRESSION CODE-
OPT=BLKSUP MESSAGE PROCESSING OPTIONS
USSMSG MSG=IST2180I, MESSAGE ID-
TEXT='IST2180I DYNLU = % FOR %(2) SET FROM %(3)', -
ROUTCDE=2, ROUTING CODE-
DESC=6, DESCRIPTOR CODE-
SUPP=NORM, SUPPRESSION CODE-
OPT=BLKSUP MESSAGE PROCESSING OPTIONS
USSMSG MSG=IST2181I, MESSAGE ID-
TEXT='IST2181I % STRUCTURE NAME IS %(2)', -
ROUTCDE=2, ROUTING CODE-
DESC=5, DESCRIPTOR CODE-
SUPP=INFO, SUPPRESSION CODE-
OPT=BLKSUP MESSAGE PROCESSING OPTIONS
USSMSG MSG=IST2182I, MESSAGE ID-
TEXT='IST2182I UNRCHTIM = %', -
ROUTCDE=2, ROUTING CODE-
DESC=5, DESCRIPTOR CODE-
SUPP=NEVER, SUPPRESSION CODE-
OPT=BLKSUP MESSAGE PROCESSING OPTIONS
USSMSG MSG=IST2183I, MESSAGE ID-
TEXT='IST2183I QDIOSYNC = % - SYNCID = %(2) - SAVED = -
%(3)', -
ROUTCDE=2, ROUTING CODE-
DESC=5, DESCRIPTOR CODE-
SUPP=NEVER, SUPPRESSION CODE-
OPT=NOBLKSUP MESSAGE PROCESSING OPTIONS
USSMSG MSG=IST2184I, MESSAGE ID-
TEXT='IST2184I QDIOSYNC = % - SYNCID = %(2) - SAVED = %(-
3)', -
ROUTCDE=2, ROUTING CODE-
DESC=5, DESCRIPTOR CODE-
SUPP=NEVER, SUPPRESSION CODE-
OPT=NOBLKSUP MESSAGE PROCESSING OPTIONS
USSMSG MSG=IST2185I, MESSAGE ID-
TEXT='IST2185I FRINVCTO = % FRINVCT = %(2)', -
ROUTCDE=2, ROUTING CODE-
DESC=5, DESCRIPTOR CODE-
SUPP=NEVER, SUPPRESSION CODE-
OPT=NOBLKSUP MESSAGE PROCESSING OPTIONS
USSMSG MSG=IST2186I, MESSAGE ID-
TEXT='IST2186I THIS PATH WILL NOT BE SELECTED FOR UNRCHT-
IM SECONDS', -
ROUTCDE=2, ROUTING CODE-
DESC=5, DESCRIPTOR CODE-
SUPP=NEVER, SUPPRESSION CODE-
OPT=NOBLKSUP MESSAGE PROCESSING OPTIONS
USSMSG MSG=IST2187I, MESSAGE ID-
TEXT='IST2187I XCF SEND FAILURE ON TRLE % MESSAGE TYPE-
: %(2)', -
ROUTCDE=2, ROUTING CODE-
DESC=5, DESCRIPTOR CODE-
SUPP=NEVER, SUPPRESSION CODE-
OPT=NOBLKSUP MESSAGE PROCESSING OPTIONS
USSMSG MSG=IST2188I, MESSAGE ID-
TEXT='IST2188I LDLC TIMER OPERANDS ON GROUP % IGNORED', -
ROUTCDE=2, ROUTING CODE-
DESC=5, DESCRIPTOR CODE-
SUPP=NEVER, SUPPRESSION CODE-
OPT=BLKSUP MESSAGE PROCESSING OPTIONS
USSMSG MSG=IST2189I, MESSAGE ID-
TEXT='IST2189I LDLC TIMER OPERANDS ALREADY SET BY GROUP -
%', -

```

ROUTCDE=2,	ROUTING CODE-
DESC=5,	DESCRIPTOR CODE-
SUPP=NEVER,	SUPPRESSION CODE-
OPT=BLKSUP	MESSAGE PROCESSING OPTIONS
USSMSG MSG=IST2190I,	MESSAGE ID-
TEXT='IST2190I DEVICEID PARAMETER FOR OSAENTA TRACE COMM-	-
AND = %'	-
ROUTCDE=2,	ROUTING CODE-
DESC=5,	DESCRIPTOR CODE-
SUPP=NEVER,	SUPPRESSION CODE-
OPT=NOBLKSUP	MESSAGE PROCESSING OPTIONS
USSMSG MSG=IST2191I,	MESSAGE ID-
TEXT='IST2191I HPR PATH SWITCH SUMMARY FROM % AT %(2)',	-
ROUTCDE=2,	ROUTING CODE-
DESC=5,	DESCRIPTOR CODE-
SUPP=NEVER,	SUPPRESSION CODE-
OPT=BLKSUP	MESSAGE PROCESSING OPTIONS
USSMSG MSG=IST2192I,	MESSAGE ID-
TEXT='IST2192I STARTED = %'	-
ROUTCDE=2,	ROUTING CODE-
DESC=5,	DESCRIPTOR CODE-
SUPP=NEVER,	SUPPRESSION CODE-
OPT=NOBLKSUP	MESSAGE PROCESSING OPTIONS
USSMSG MSG=IST2193I,	MESSAGE ID-
TEXT='IST2193I TGINOP = % SRQTIMER = %(2) PSRET-	-
RY = %(3)',	-
ROUTCDE=2,	ROUTING CODE-
DESC=5,	DESCRIPTOR CODE-
SUPP=NEVER,	SUPPRESSION CODE-
OPT=NOBLKSUP	MESSAGE PROCESSING OPTIONS
USSMSG MSG=IST2194I,	MESSAGE ID-
TEXT='IST2194I PARTNER = % MNPS = %(2) UNAVA-	-
ILABLE = %(3)',	-
ROUTCDE=2,	ROUTING CODE-
DESC=5,	DESCRIPTOR CODE-
SUPP=NEVER,	SUPPRESSION CODE-
OPT=NOBLKSUP	MESSAGE PROCESSING OPTIONS
USSMSG MSG=IST2195I,	MESSAGE ID-
TEXT='IST2195I NETWORK = % HIGH = %(2) MEDIUM = %(3)-	-
LOW = %(4)',	-
ROUTCDE=2,	ROUTING CODE-
DESC=5,	DESCRIPTOR CODE-
SUPP=NEVER,	SUPPRESSION CODE-
OPT=NOBLKSUP	MESSAGE PROCESSING OPTIONS
USSMSG MSG=IST2196I,	MESSAGE ID-
TEXT='IST2196I COMPLETED = %'	-
ROUTCDE=2,	ROUTING CODE-
DESC=5,	DESCRIPTOR CODE-
SUPP=NEVER,	SUPPRESSION CODE-
OPT=NOBLKSUP	MESSAGE PROCESSING OPTIONS
USSMSG MSG=IST2197I,	MESSAGE ID-
TEXT='IST2197I FAILED = %'	-
ROUTCDE=2,	ROUTING CODE-
DESC=5,	DESCRIPTOR CODE-
SUPP=NEVER,	SUPPRESSION CODE-
OPT=NOBLKSUP	MESSAGE PROCESSING OPTIONS
USSMSG MSG=IST2198I,	MESSAGE ID-
TEXT='IST2198I NETID	STARTED
FAILED',	COMPLETED-
ROUTCDE=2,	ROUTING CODE-
DESC=5,	DESCRIPTOR CODE-
SUPP=NEVER,	SUPPRESSION CODE-
OPT=NOBLKSUP	MESSAGE PROCESSING OPTIONS
USSMSG MSG=IST2199I,	MESSAGE ID-
TEXT='IST2199I CPNAME NET HI MED LOW NET HI MED L-	-
OW NET HI MED LOW',	-
ROUTCDE=2,	ROUTING CODE-
DESC=5,	DESCRIPTOR CODE-
SUPP=NEVER,	SUPPRESSION CODE-
OPT=NOBLKSUP	MESSAGE PROCESSING OPTIONS
USSMSG MSG=IST2200I,	MESSAGE ID-
TEXT='IST2200I % %(2) %(3) %(4) %(5) %(6) %(7) %(8) %-	-
(9) %(10) %(11) %(12) %(13)',	-
ROUTCDE=2,	ROUTING CODE-
DESC=5,	DESCRIPTOR CODE-
SUPP=NEVER,	SUPPRESSION CODE-
OPT=NOBLKSUP	MESSAGE PROCESSING OPTIONS
USSMSG MSG=IST2201I,	MESSAGE ID-
TEXT='IST2201I % %(2) %(3) %(4) %(5) %(6) %(7) %(8) %-	-
(9) %(10) %(11) %(12) %(13)',	-
ROUTCDE=2,	ROUTING CODE-
DESC=5,	DESCRIPTOR CODE-

```

SUPP=NEVER, SUPPRESSION CODE-
OPT=NOBLKSUP MESSAGE PROCESSING OPTIONS
USSMSG MSG=IST2202I, MESSAGE ID-
TEXT='IST2202I GREXIT = % WLM = %(2) LO-
CLU = %(3)', -
ROUTCDE=2, ROUTING CODE-
DESC=5, DESCRIPTOR CODE-
SUPP=NEVER, SUPPRESSION CODE-
OPT=NOBLKSUP MESSAGE PROCESSING OPTIONS
USSMSG MSG=IST2203I, MESSAGE ID-
TEXT='IST2203I CHARACTER SET % - CODE PAGE %(2)', -
ROUTCDE=2, ROUTING CODE-
DESC=5, DESCRIPTOR CODE-
SUPP=NEVER, SUPPRESSION CODE-
OPT=NOBLKSUP MESSAGE PROCESSING OPTIONS
USSMSG MSG=IST2204I, MESSAGE ID-
TEXT='IST2204I LOCAPPL = % PASSOLU = %(2)', -
ROUTCDE=2, ROUTING CODE-
DESC=5, DESCRIPTOR CODE-
SUPP=NEVER, SUPPRESSION CODE-
OPT=NOBLKSUP MESSAGE PROCESSING OPTIONS
USSMSG MSG=IST2205I, MESSAGE ID-
TEXT='IST2205I %', -
ROUTCDE=2, ROUTING CODE-
DESC=5, DESCRIPTOR CODE-
SUPP=NEVER, SUPPRESSION CODE-
OPT=NOBLKSUP MESSAGE PROCESSING OPTIONS
USSMSG MSG=IST2206I, MESSAGE ID-
TEXT='IST2206I % PATH SWITCH EVENTS FOR %(2) CPS WITHIN -
%(3) NETIDS', -
ROUTCDE=2, ROUTING CODE-
DESC=5, DESCRIPTOR CODE-
SUPP=NEVER, SUPPRESSION CODE-
OPT=BLKSUP MESSAGE PROCESSING OPTIONS
USSMSG MSG=IST2207I, MESSAGE ID-
TEXT='IST2207I % TABLE FOR %(2)', -
ROUTCDE=2, ROUTING CODE-
DESC=5, DESCRIPTOR CODE-
SUPP=NEVER, SUPPRESSION CODE-
OPT=BLKSUP MESSAGE PROCESSING OPTIONS
USSMSG MSG=IST2208I, MESSAGE ID-
TEXT='IST2208I % = %(2) FROM START OPTION', -
ROUTCDE=2, ROUTING CODE-
DESC=5, DESCRIPTOR CODE-
SUPP=NEVER, SUPPRESSION CODE-
OPT=BLKSUP MESSAGE PROCESSING OPTIONS
USSMSG MSG=IST2209I, MESSAGE ID-
TEXT='IST2209I % = %(2) FROM ADJCLUST TABLE', -
ROUTCDE=2, ROUTING CODE-
DESC=5, DESCRIPTOR CODE-
SUPP=NEVER, SUPPRESSION CODE-
OPT=BLKSUP MESSAGE PROCESSING OPTIONS
USSMSG MSG=IST2210I, MESSAGE ID-
TEXT='IST2210I GR PREFERENCE TABLE ENTRY = %', -
ROUTCDE=2, ROUTING CODE-
DESC=5, DESCRIPTOR CODE-
SUPP=NEVER, SUPPRESSION CODE-
OPT=BLKSUP MESSAGE PROCESSING OPTIONS
USSMSG MSG=IST2211I, MESSAGE ID-
TEXT='IST2211I ACK QUEUE MAX', -
ROUTCDE=2, ROUTING CODE-
DESC=5, DESCRIPTOR CODE-
SUPP=NEVER, SUPPRESSION CODE-
OPT=NOBLKSUP MESSAGE PROCESSING OPTIONS
USSMSG MSG=IST2212I, MESSAGE ID-
TEXT='IST2212I %', -
ROUTCDE=2, ROUTING CODE-
DESC=5, DESCRIPTOR CODE-
SUPP=NEVER, SUPPRESSION CODE-
OPT=NOBLKSUP MESSAGE PROCESSING OPTIONS
USSMSG MSG=IST2213I, MESSAGE ID-
TEXT='IST2213I LAST BACKPRESSURE APPLIED ON % AT %(2)', -
ROUTCDE=2, ROUTING CODE-
DESC=5, DESCRIPTOR CODE-
SUPP=NEVER, SUPPRESSION CODE-
OPT=NOBLKSUP MESSAGE PROCESSING OPTIONS
USSMSG MSG=IST2214I, MESSAGE ID-
TEXT='IST2214I BACKPRESSURE REASON: PATHSWITCH', -
ROUTCDE=2, ROUTING CODE-
DESC=5, DESCRIPTOR CODE-
SUPP=NEVER, SUPPRESSION CODE-
OPT=NOBLKSUP MESSAGE PROCESSING OPTIONS

```

```

USSMSG MSG=IST2215I, MESSAGE ID-
TEXT='IST2215I BACKPRESSURE REASON: SEND QUEUE MAXIMUM R-
EACHED', -
ROUTCDE=2, ROUTING CODE-
DESC=5, DESCRIPTOR CODE-
SUPP=NEVER, SUPPRESSION CODE-
OPT=NOBLKSUP MESSAGE PROCESSING OPTIONS
USSMSG MSG=IST2216I, MESSAGE ID-
TEXT='IST2216I BACKPRESSURE REASON: STORAGE FAILURE', -
ROUTCDE=2, ROUTING CODE-
DESC=5, DESCRIPTOR CODE-
SUPP=NEVER, SUPPRESSION CODE-
OPT=NOBLKSUP MESSAGE PROCESSING OPTIONS
USSMSG MSG=IST2217I, MESSAGE ID-
TEXT='IST2217I BACKPRESSURE REASON: STALLED PIPE', -
ROUTCDE=2, ROUTING CODE-
DESC=5, DESCRIPTOR CODE-
SUPP=NEVER, SUPPRESSION CODE-
OPT=NOBLKSUP MESSAGE PROCESSING OPTIONS
USSMSG MSG=IST2218I, MESSAGE ID-
TEXT='IST2218I BACKPRESSURE REASON: WAITING-FOR-ACK QUEU-
E MAXIMUM REACHED', -
ROUTCDE=2, ROUTING CODE-
DESC=5, DESCRIPTOR CODE-
SUPP=NEVER, SUPPRESSION CODE-
OPT=NOBLKSUP MESSAGE PROCESSING OPTIONS
USSMSG MSG=IST2219I, MESSAGE ID-
TEXT='IST2219I % ACTIVATION WAITING FOR MINIMUM NUMBER O-
F DEVICES', -
ROUTCDE=2, ROUTING CODE-
DESC=5, DESCRIPTOR CODE-
SUPP=NEVER, SUPPRESSION CODE-
OPT=BLKSUP MESSAGE PROCESSING OPTIONS
USSMSG MSG=IST2220I, MESSAGE ID-
TEXT='IST2220I % ACTIVATION RESUMING - ONLINE DEVICES DE-
TECTED', -
ROUTCDE=2, ROUTING CODE-
DESC=5, DESCRIPTOR CODE-
SUPP=NEVER, SUPPRESSION CODE-
OPT=BLKSUP MESSAGE PROCESSING OPTIONS
USSMSG MSG=IST2221I, MESSAGE ID-
TEXT='IST2221I EXPLICITBINDPORTRANGE - START: % END: %(-
2)', -
ROUTCDE=2, ROUTING CODE-
DESC=5, DESCRIPTOR CODE-
SUPP=NEVER, SUPPRESSION CODE-
OPT=NOBLKSUP MESSAGE PROCESSING OPTIONS
USSMSG MSG=IST2222I, MESSAGE ID-
TEXT='IST2222I QDIOSYNC CAPTURE INITIATED FOR TRLE %', -
ROUTCDE=2, ROUTING CODE-
DESC=5, DESCRIPTOR CODE-
SUPP=WARN, SUPPRESSION CODE-
OPT=BLKSUP MESSAGE PROCESSING OPTIONS
USSMSG MSG=IST2223I, MESSAGE ID-
TEXT='IST2223I QDIOSYNC STATE ARMED FOR TRLE % AT TIME O-
F INOP', -
ROUTCDE=2, ROUTING CODE-
DESC=5, DESCRIPTOR CODE-
SUPP=WARN, SUPPRESSION CODE-
OPT=BLKSUP MESSAGE PROCESSING OPTIONS
USSMSG MSG=IST2224I, MESSAGE ID-
TEXT='IST2224I ENTERPRISE EXTENDER ROUTING POLICY INFORM-
ATION', -
ROUTCDE=2, ROUTING CODE-
DESC=5, DESCRIPTOR CODE-
SUPP=NEVER, SUPPRESSION CODE-
OPT=NOBLKSUP MESSAGE PROCESSING OPTIONS
USSMSG MSG=IST2225I, MESSAGE ID-
TEXT='IST2225I PORT ROUTE TABLE ROUTING RULE', -
ROUTCDE=2, ROUTING CODE-
DESC=5, DESCRIPTOR CODE-
SUPP=NEVER, SUPPRESSION CODE-
OPT=NOBLKSUP MESSAGE PROCESSING OPTIONS
USSMSG MSG=IST2226I, MESSAGE ID-
TEXT='IST2226I % %(2) %(3)', -
ROUTCDE=2, ROUTING CODE-
DESC=5, DESCRIPTOR CODE-
SUPP=NEVER, SUPPRESSION CODE-
OPT=NOBLKSUP MESSAGE PROCESSING OPTIONS
USSMSG MSG=IST2227I, MESSAGE ID-
TEXT='IST2227I CONNECTIVITY NOT TESTED - ROUTE NOT APP-
LICABLE PORT: %', -

```

```

ROUTCDE=2,                                ROUTING CODE-
DESC=5,                                    DESCRIPTOR CODE-
SUPP=NEVER,                               SUPPRESSION CODE-
OPT=NOBLKSUP                             MESSAGE PROCESSING OPTIONS
USSMSG MSG=IST2229I,                       MESSAGE ID-
TEXT='IST2229I REFIFO TIMER = % MILLISECONDS', -
ROUTCDE=2,                                ROUTING CODE-
DESC=5,                                    DESCRIPTOR CODE-
SUPP=NEVER,                               SUPPRESSION CODE-
OPT=BLKSUP                               MESSAGE PROCESSING OPTIONS
USSMSG MSG=IST2230I,                       MESSAGE ID-
TEXT='IST2230I MAXIMUM NUMBER OF NLPS ON OUT-OF-SEQUENCE-
QUEUE = %', -
ROUTCDE=2,                                ROUTING CODE-
DESC=5,                                    DESCRIPTOR CODE-
SUPP=NEVER,                               SUPPRESSION CODE-
OPT=BLKSUP                               MESSAGE PROCESSING OPTIONS
USSMSG MSG=IST2231I,                       MESSAGE ID-
TEXT='IST2231I CURRENT HPR CLOCK RATE = %', -
ROUTCDE=2,                                ROUTING CODE-
DESC=5,                                    DESCRIPTOR CODE-
SUPP=NEVER,                               SUPPRESSION CODE-
OPT=BLKSUP                               MESSAGE PROCESSING OPTIONS
USSMSG MSG=IST2232I,                       MESSAGE ID-
TEXT='IST2232I HPR CLOCK RATE LAST SET TO HIGH ON % AT %-
(2)', -
ROUTCDE=2,                                ROUTING CODE-
DESC=5,                                    DESCRIPTOR CODE-
SUPP=NEVER,                               SUPPRESSION CODE-
OPT=NOBLKSUP                             MESSAGE PROCESSING OPTIONS
USSMSG MSG=IST2233I,                       MESSAGE ID-
TEXT='IST2233I HPR CLOCK RATE LAST EXITED HIGH ON % AT %-
(2)', -
ROUTCDE=2,                                ROUTING CODE-
DESC=5,                                    DESCRIPTOR CODE-
SUPP=NEVER,                               SUPPRESSION CODE-
OPT=NOBLKSUP                             MESSAGE PROCESSING OPTIONS
USSMSG MSG=IST2234I,                       MESSAGE ID-
TEXT='IST2234I MESSAGE TRIGGER: TCPNAME = %', -
ROUTCDE=2,                                ROUTING CODE-
DESC=5,                                    DESCRIPTOR CODE-
SUPP=NORM,                                SUPPRESSION CODE-
OPT=BLKSUP                               MESSAGE PROCESSING OPTIONS
USSMSG MSG=IST2235I,                       MESSAGE ID-
TEXT='IST2235I REMOTE DUMP FOR XCF LINK INOP: %', -
ROUTCDE=2,                                ROUTING CODE-
DESC=5,                                    DESCRIPTOR CODE-
SUPP=NORM,                                SUPPRESSION CODE-
OPT=BLKSUP                               MESSAGE PROCESSING OPTIONS
USSMSG MSG=IST2236I,                       MESSAGE ID-
TEXT='IST2236I LAST NLP RETRANSMITTED ON % AT %(2)', -
ROUTCDE=2,                                ROUTING CODE-
DESC=5,                                    DESCRIPTOR CODE-
SUPP=NEVER,                               SUPPRESSION CODE-
OPT=BLKSUP                               MESSAGE PROCESSING OPTIONS
USSMSG MSG=IST2237I,                       MESSAGE ID-
TEXT='IST2237I % CURRENTLY REPRESENTS A LIMITED RESOURCE-
', -
ROUTCDE=2,                                ROUTING CODE-
DESC=5,                                    DESCRIPTOR CODE-
SUPP=NEVER,                               SUPPRESSION CODE-
OPT=BLKSUP                               MESSAGE PROCESSING OPTIONS
USSMSG MSG=IST2238I,                       MESSAGE ID-
TEXT='IST2238I DISCNT = % - FINAL USE = %(2)', -
ROUTCDE=2,                                ROUTING CODE-
DESC=5,                                    DESCRIPTOR CODE-
SUPP=NEVER,                               SUPPRESSION CODE-
OPT=BLKSUP                               MESSAGE PROCESSING OPTIONS
USSMSG MSG=IST2239I,                       MESSAGE ID-
TEXT='IST2239I PATH SWITCH REASON: MNPS ENDPOINT RECOVER-
Y', -
ROUTCDE=2,                                ROUTING CODE-
DESC=5,                                    DESCRIPTOR CODE-
SUPP=NEVER,                               SUPPRESSION CODE-
OPT=NOBLKSUP                             MESSAGE PROCESSING OPTIONS
USSMSG MSG=IST2240I,                       MESSAGE ID-
TEXT='IST2240I SENSE TRIGGER: TCPNAME = %', -
ROUTCDE=2,                                ROUTING CODE-
DESC=5,                                    DESCRIPTOR CODE-
SUPP=NORM,                                SUPPRESSION CODE-
OPT=BLKSUP                               MESSAGE PROCESSING OPTIONS
USSMSG MSG=IST2241I,                       MESSAGE ID-

```

```

TEXT='IST2241I                                     -
      TIME ISL',                                     -
ROUTCDE=2,                                           ROUTING CODE-
DESC=5,                                             DESCRIPTOR CODE-
SUPP=NEVER,                                         SUPPRESSION CODE-
OPT=NOBLKSUP                                       MESSAGE PROCESSING OPTIONS
USSMSG MSG=IST2242I,                                MESSAGE ID-
TEXT='IST2242I SIGMCNT = % SIGMCNT = %(2)',        -
ROUTCDE=2,                                           ROUTING CODE-
DESC=5,                                             DESCRIPTOR CODE-
SUPP=NEVER,                                         SUPPRESSION CODE-
OPT=NOBLKSUP                                       MESSAGE PROCESSING OPTIONS
USSMSG MSG=IST2243I,                                MESSAGE ID-
TEXT='IST2243I CP-CP SESSION WITH % ENDING DUE TO MAXLOC-
AT',                                                -
ROUTCDE=2,                                           ROUTING CODE-
DESC=4,                                             DESCRIPTOR CODE-
SUPP=SER,                                           SUPPRESSION CODE-
OPT=BLKSUP                                         MESSAGE PROCESSING OPTIONS
USSMSG MSG=IST2244I,                                MESSAGE ID-
TEXT='IST2244I HPRDIAG DISPLAY ISSUED ON % AT %(2)', -
ROUTCDE=2,                                           ROUTING CODE-
DESC=5,                                             DESCRIPTOR CODE-
SUPP=NEVER,                                         SUPPRESSION CODE-
OPT=BLKSUP                                         MESSAGE PROCESSING OPTIONS
USSMSG MSG=IST2245I,                                MESSAGE ID-
TEXT='IST2245I XMIT STALL DETECTED FOR RTP % TO %(2)', -
ROUTCDE=2,                                           ROUTING CODE-
DESC=4,                                             DESCRIPTOR CODE-
SUPP=WARN,                                          SUPPRESSION CODE-
OPT=BLKSUP                                         MESSAGE PROCESSING OPTIONS
USSMSG MSG=IST2246I,                                MESSAGE ID-
TEXT='IST2246I XMIT STALL CONTINUES FOR RTP % TO %(2)', -
ROUTCDE=2,                                           ROUTING CODE-
DESC=4,                                             DESCRIPTOR CODE-
SUPP=NEVER,                                         SUPPRESSION CODE-
OPT=BLKSUP                                         MESSAGE PROCESSING OPTIONS
USSMSG MSG=IST2247I,                                MESSAGE ID-
TEXT='IST2247I XMIT STALL ALLEVIATED FOR RTP % TO %(2)', -
ROUTCDE=2,                                           ROUTING CODE-
DESC=4,                                             DESCRIPTOR CODE-
SUPP=NEVER,                                         SUPPRESSION CODE-
OPT=BLKSUP                                         MESSAGE PROCESSING OPTIONS
USSMSG MSG=IST2248I,                                MESSAGE ID-
TEXT='IST2248I ALL DIAGNOSTIC COUNTERS CLEARED FOR % RTP-
PIPES',                                             -
ROUTCDE=2,                                           ROUTING CODE-
DESC=5,                                             DESCRIPTOR CODE-
SUPP=NEVER,                                         SUPPRESSION CODE-
OPT=BLKSUP                                         MESSAGE PROCESSING OPTIONS
USSMSG MSG=IST2249I,                                MESSAGE ID-
TEXT='IST2249I NLP RETRANSMIT RATE = %',          -
ROUTCDE=2,                                           ROUTING CODE-
DESC=5,                                             DESCRIPTOR CODE-
SUPP=NEVER,                                         SUPPRESSION CODE-
OPT=BLKSUP                                         MESSAGE PROCESSING OPTIONS
USSMSG MSG=IST2250I,                                MESSAGE ID-
TEXT='IST2250I ALL DIAGNOSTIC COUNTERS CLEARED ON % AT %-
(2)',                                              -
ROUTCDE=2,                                           ROUTING CODE-
DESC=5,                                             DESCRIPTOR CODE-
SUPP=NEVER,                                         SUPPRESSION CODE-
OPT=BLKSUP                                         MESSAGE PROCESSING OPTIONS
USSMSG MSG=IST2251I,                                MESSAGE ID-
TEXT='IST2251I AUTHORIZED NETID LIST FOR BORDER NODE SEA-
RCHING:',                                          -
ROUTCDE=2,                                           ROUTING CODE-
DESC=5,                                             DESCRIPTOR CODE-
SUPP=NEVER,                                         SUPPRESSION CODE-
OPT=NOBLKSUP                                       MESSAGE PROCESSING OPTIONS
USSMSG MSG=IST2252I,                                MESSAGE ID-
TEXT='IST2252I % %(2) %(3) %(4) %(5) %(6)',        -
ROUTCDE=2,                                           ROUTING CODE-
DESC=5,                                             DESCRIPTOR CODE-
SUPP=NEVER,                                         SUPPRESSION CODE-
OPT=NOBLKSUP                                       MESSAGE PROCESSING OPTIONS
USSMSG MSG=IST2253I,                                MESSAGE ID-
TEXT='IST2253I HPRSTALL TIME EXCEEDED FOR RTP % TO %(2)', -
ROUTCDE=2,                                           ROUTING CODE-
DESC=4,                                             DESCRIPTOR CODE-
SUPP=WARN,                                          SUPPRESSION CODE-
OPT=BLKSUP                                         MESSAGE PROCESSING OPTIONS

```

```

USSMSG MSG=IST2254I, MESSAGE ID-
TEXT='IST2254I TOPOLOGY RESOURCE ERROR FOR NODE: ID = %' -
,ROUTCDE=(2,10), ROUTING CODE-
DESC=4, DESCRIPTOR CODE-
SUPP=WARN, SUPPRESSION CODE-
OPT=BLKSUP MESSAGE PROCESSING OPTIONS
USSMSG MSG=IST2255I, MESSAGE ID-
TEXT='IST2255I TOPOLOGY RESOURCE ERROR FOR TG: TGN = %' -
ROUTCDE=(2,10), ROUTING CODE-
DESC=4, DESCRIPTOR CODE-
SUPP=WARN, SUPPRESSION CODE-
OPT=BLKSUP MESSAGE PROCESSING OPTIONS
USSMSG MSG=IST2256I, MESSAGE ID-
TEXT='IST2256I ORIG = % - DEST = %(2)', -
ROUTCDE=(2,10), ROUTING CODE-
DESC=4, DESCRIPTOR CODE-
SUPP=WARN, SUPPRESSION CODE-
OPT=BLKSUP MESSAGE PROCESSING OPTIONS
USSMSG MSG=IST2257I, MESSAGE ID-
TEXT='IST2257I CSDUMP MUST BE FOLLOWED BY MESSAGE OR SEN-
SE OPERAND', -
ROUTCDE=2, ROUTING CODE-
DESC=5, DESCRIPTOR CODE-
SUPP=NEVER, SUPPRESSION CODE-
OPT=NOBLKSUP MESSAGE PROCESSING OPTIONS
USSMSG MSG=IST2258I, MESSAGE ID-
TEXT='IST2258I % CAN ONLY BE SPECIFIED AFTER CSDUMP OPTI-
ON', -
ROUTCDE=2, ROUTING CODE-
DESC=5, DESCRIPTOR CODE-
SUPP=NEVER, SUPPRESSION CODE-
OPT=BLKSUP MESSAGE PROCESSING OPTIONS
USSMSG MSG=IST2259I, MESSAGE ID-
TEXT='IST2259I % OPERAND MUST BE SPECIFIED AFTER %(2)', -
ROUTCDE=2, ROUTING CODE-
DESC=5, DESCRIPTOR CODE-
SUPP=NEVER, SUPPRESSION CODE-
OPT=BLKSUP MESSAGE PROCESSING OPTIONS
USSMSG MSG=IST2260I, MESSAGE ID-
TEXT='IST2260I CSDUMP % OPERAND VALUE %(2) IS NOT VALID' -
,ROUTCDE=2, ROUTING CODE-
DESC=5, DESCRIPTOR CODE-
SUPP=NEVER, SUPPRESSION CODE-
OPT=BLKSUP MESSAGE PROCESSING OPTIONS
USSMSG MSG=IST2261I, MESSAGE ID-
TEXT='IST2261I CSDUMP MESSAGE OPERAND HAS TOO MANY VALUE-
S', -
ROUTCDE=2, ROUTING CODE-
DESC=5, DESCRIPTOR CODE-
SUPP=NEVER, SUPPRESSION CODE-
OPT=NOBLKSUP MESSAGE PROCESSING OPTIONS
USSMSG MSG=IST2262I, MESSAGE ID-
TEXT='IST2262I REMOTE OPERAND NOT VALID WITH CSDUMP MESS-
AGE %', -
ROUTCDE=2, ROUTING CODE-
DESC=5, DESCRIPTOR CODE-
SUPP=NEVER, SUPPRESSION CODE-
OPT=BLKSUP MESSAGE PROCESSING OPTIONS
USSMSG MSG=IST2263I, MESSAGE ID-
TEXT='IST2263I PORTNAME = % PORTNUM = %(2) OSA CODE -
LEVEL = %(3)', -
ROUTCDE=2, ROUTING CODE-
DESC=5, DESCRIPTOR CODE-
SUPP=NEVER, SUPPRESSION CODE-
OPT=NOBLKSUP MESSAGE PROCESSING OPTIONS
USSMSG MSG=IST2264I, MESSAGE ID-
TEXT='IST2264I CSDUMP OPTION SPECIFIED MULTIPLE TRIGGERS-
', -
ROUTCDE=2, ROUTING CODE-
DESC=5, DESCRIPTOR CODE-
SUPP=NEVER, SUPPRESSION CODE-
OPT=NOBLKSUP MESSAGE PROCESSING OPTIONS
USSMSG MSG=IST2265I, MESSAGE ID-
TEXT='IST2265I % %(2) FAILED FOR %(3) CODE = %(4) REASON-
= %(5)', -
ROUTCDE=2, ROUTING CODE-
DESC=5, DESCRIPTOR CODE-
SUPP=INFO, SUPPRESSION CODE-
OPT=BLKSUP MESSAGE PROCESSING OPTIONS
USSMSG MSG=IST2266I, MESSAGE ID-
TEXT='IST2266I STORAGE POOL % AT PAGE ALLOCATION LIMIT', -
ROUTCDE=2, ROUTING CODE-

```


DESC=6,	DESCRIPTOR CODE-
SUPP=NEVER,	SUPPRESSION CODE-
OPT=BLKSUP	MESSAGE PROCESSING OPTIONS
USSMSG MSG=IST2267I,	MESSAGE ID-
TEXT='IST2267I RTP PACING ALGORITHM = ARB PROGRESSIVE MO-	-
DE',	-
ROUTCDE=2,	ROUTING CODE-
DESC=5,	DESCRIPTOR CODE-
SUPP=NEVER,	SUPPRESSION CODE-
OPT=NOBLKSUP	MESSAGE PROCESSING OPTIONS
USSMSG MSG=IST2268I,	MESSAGE ID-
TEXT='IST2268I NUMBER OF BYTES ON WAITING-FOR-ACK QUEUE -	-
= %',	-
ROUTCDE=2,	ROUTING CODE-
DESC=5,	DESCRIPTOR CODE-
SUPP=NEVER,	SUPPRESSION CODE-
OPT=BLKSUP	MESSAGE PROCESSING OPTIONS
USSMSG MSG=IST2269I,	MESSAGE ID-
TEXT='IST2269I MAXIMUM NUMBER OF BYTES ON WAITING-FOR-AC-	-
K QUEUE = %',	-
ROUTCDE=2,	ROUTING CODE-
DESC=5,	DESCRIPTOR CODE-
SUPP=NEVER,	SUPPRESSION CODE-
OPT=BLKSUP	MESSAGE PROCESSING OPTIONS
USSMSG MSG=IST2270I,	MESSAGE ID-
TEXT='IST2270I %',	-
ROUTCDE=2,	ROUTING CODE-
DESC=5,	DESCRIPTOR CODE-
SUPP=NEVER,	SUPPRESSION CODE-
OPT=NOBLKSUP	MESSAGE PROCESSING OPTIONS
USSMSG MSG=IST2271I,	MESSAGE ID-
TEXT='IST2271I PATH SWITCH DELAY = %',	-
ROUTCDE=2,	ROUTING CODE-
DESC=5,	DESCRIPTOR CODE-
SUPP=NEVER,	SUPPRESSION CODE-
OPT=BLKSUP	MESSAGE PROCESSING OPTIONS
USSMSG MSG=IST2272I,	MESSAGE ID-
TEXT='IST2272I PATH SWITCH DELAYED UNTIL % AT %(2)',	-
ROUTCDE=2,	ROUTING CODE-
DESC=5,	DESCRIPTOR CODE-
SUPP=NEVER,	SUPPRESSION CODE-
OPT=BLKSUP	MESSAGE PROCESSING OPTIONS
USSMSG MSG=IST2273E,	MESSAGE ID-
TEXT='IST2273E PACKETS DISCARDED FOR % - READ QUEUE CONG-	-
ESTION',	-
ROUTCDE=2,	ROUTING CODE-
DESC=11,	DESCRIPTOR CODE-
SUPP=NEVER,	SUPPRESSION CODE-
OPT=BLKSUP	MESSAGE PROCESSING OPTIONS
USSMSG MSG=IST2274I,	MESSAGE ID-
TEXT='IST2274I TDU DIAGNOSTIC SUMMARY:',	-
ROUTCDE=2,	ROUTING CODE-
DESC=5,	DESCRIPTOR CODE-
SUPP=NEVER,	SUPPRESSION CODE-
OPT=NOBLKSUP	MESSAGE PROCESSING OPTIONS
USSMSG MSG=IST2275I,	MESSAGE ID-
TEXT='IST2275I TDU INFORMATION SINCE LAST RESET ON % AT -	-
%(2)',	-
ROUTCDE=2,	ROUTING CODE-
DESC=5,	DESCRIPTOR CODE-
SUPP=NEVER,	SUPPRESSION CODE-
OPT=BLKSUP	MESSAGE PROCESSING OPTIONS
USSMSG MSG=IST2276I,	MESSAGE ID-
TEXT='IST2276I NO CORRUPTION OF TOPOLOGY CONTROL VECTORS-	-
DETECTED',	-
ROUTCDE=2,	ROUTING CODE-
DESC=5,	DESCRIPTOR CODE-
SUPP=NEVER,	SUPPRESSION CODE-
OPT=NOBLKSUP	MESSAGE PROCESSING OPTIONS
USSMSG MSG=IST2277I,	MESSAGE ID-
TEXT='IST2277I POSSIBLE CORRUPTION OF TOPOLOGY CONTROL V-	-
ECTORS DETECTED',	-
ROUTCDE=2,	ROUTING CODE-
DESC=5,	DESCRIPTOR CODE-
SUPP=NEVER,	SUPPRESSION CODE-
OPT=NOBLKSUP	MESSAGE PROCESSING OPTIONS
USSMSG MSG=IST2278I,	MESSAGE ID-
TEXT='IST2278I SINCE VTAM START ON % AT %(2)',	-
ROUTCDE=2,	ROUTING CODE-
DESC=5,	DESCRIPTOR CODE-
SUPP=NEVER,	SUPPRESSION CODE-
OPT=NOBLKSUP	MESSAGE PROCESSING OPTIONS

```

USSMSG MSG=IST2279I, MESSAGE ID-
TEXT='IST2279I CP NAME DESTINATION CP TGN -
TIME DETECTED', -
ROUTCDE=2, ROUTING CODE-
DESC=5, DESCRIPTOR CODE-
SUPP=NEVER, SUPPRESSION CODE-
OPT=NOBLKSUP MESSAGE PROCESSING OPTIONS
USSMSG MSG=IST2280I, MESSAGE ID-
TEXT='IST2280I % (2) % (3) % (4) % (5)', -
ROUTCDE=2, ROUTING CODE-
DESC=5, DESCRIPTOR CODE-
SUPP=NEVER, SUPPRESSION CODE-
OPT=NOBLKSUP MESSAGE PROCESSING OPTIONS
USSMSG MSG=IST2281I, MESSAGE ID-
TEXT='IST2281I LAST TDU SENT - % (2)', -
ROUTCDE=2, ROUTING CODE-
DESC=5, DESCRIPTOR CODE-
SUPP=NEVER, SUPPRESSION CODE-
OPT=BLKSUP MESSAGE PROCESSING OPTIONS
USSMSG MSG=IST2282I, MESSAGE ID-
TEXT='IST2282I TDU COUNTS:', -
ROUTCDE=2, ROUTING CODE-
DESC=5, DESCRIPTOR CODE-
SUPP=NEVER, SUPPRESSION CODE-
OPT=NOBLKSUP MESSAGE PROCESSING OPTIONS
USSMSG MSG=IST2283I, MESSAGE ID-
TEXT='IST2283I NO TDUDIAG RSN UPDATES EXIST', -
ROUTCDE=2, ROUTING CODE-
DESC=5, DESCRIPTOR CODE-
SUPP=NEVER, SUPPRESSION CODE-
OPT=NOBLKSUP MESSAGE PROCESSING OPTIONS
USSMSG MSG=IST2284I, MESSAGE ID-
TEXT='IST2284I FOR THE FOLLOWING NODES AND TGS', -
ROUTCDE=2, ROUTING CODE-
DESC=5, DESCRIPTOR CODE-
SUPP=NEVER, SUPPRESSION CODE-
OPT=NOBLKSUP MESSAGE PROCESSING OPTIONS
USSMSG MSG=IST2285I, MESSAGE ID-
TEXT='IST2285I TDUS SENT BETWEEN % (2) - % (3) % (4)', -
ROUTCDE=2, ROUTING CODE-
DESC=5, DESCRIPTOR CODE-
SUPP=NEVER, SUPPRESSION CODE-
OPT=BLKSUP MESSAGE PROCESSING OPTIONS
USSMSG MSG=IST2286I, MESSAGE ID-
TEXT='IST2286I TDUS RECEIVED:', -
ROUTCDE=2, ROUTING CODE-
DESC=5, DESCRIPTOR CODE-
SUPP=NEVER, SUPPRESSION CODE-
OPT=NOBLKSUP MESSAGE PROCESSING OPTIONS
USSMSG MSG=IST2287I, MESSAGE ID-
TEXT='IST2287I TDUS SENT:', -
ROUTCDE=2, ROUTING CODE-
DESC=5, DESCRIPTOR CODE-
SUPP=NEVER, SUPPRESSION CODE-
OPT=NOBLKSUP MESSAGE PROCESSING OPTIONS
USSMSG MSG=IST2288I, MESSAGE ID-
TEXT='IST2288I CP NAME RSN DESTINATION CP-
TGN SENT REC', -
ROUTCDE=2, ROUTING CODE-
DESC=5, DESCRIPTOR CODE-
SUPP=NEVER, SUPPRESSION CODE-
OPT=NOBLKSUP MESSAGE PROCESSING OPTIONS
USSMSG MSG=IST2289I, MESSAGE ID-
TEXT='IST2289I RESOURCE SEQUENCE NUMBERS UPDATED BY THIS-
NODE:', -
ROUTCDE=2, ROUTING CODE-
DESC=5, DESCRIPTOR CODE-
SUPP=NEVER, SUPPRESSION CODE-
OPT=NOBLKSUP MESSAGE PROCESSING OPTIONS
USSMSG MSG=IST2290I, MESSAGE ID-
TEXT='IST2290I TDUDIAG START OPTION = %', -
ROUTCDE=2, ROUTING CODE-
DESC=5, DESCRIPTOR CODE-
SUPP=NEVER, SUPPRESSION CODE-
OPT=BLKSUP MESSAGE PROCESSING OPTIONS
USSMSG MSG=IST2291I, MESSAGE ID-
TEXT='IST2291I UPDATED = %', -
ROUTCDE=2, ROUTING CODE-
DESC=5, DESCRIPTOR CODE-
SUPP=NEVER, SUPPRESSION CODE-
OPT=NOBLKSUP MESSAGE PROCESSING OPTIONS
USSMSG MSG=IST2292I, MESSAGE ID-

```

```

TEXT='IST2292I CP NAME          RSN          DESTINATION CP-
      TGN  UPDATED',
ROUTCDE=2,                      ROUTING CODE-
DESC=5,                          DESCRIPTOR CODE-
SUPP=NEVER,                      SUPPRESSION CODE-
OPT=NOBLKSUP                     MESSAGE PROCESSING OPTIONS
USSMSG MSG=IST2293I,             MESSAGE ID-
TEXT='IST2293I % (2) % (3) % (4) % (5)',
ROUTCDE=2,                      ROUTING CODE-
DESC=5,                          DESCRIPTOR CODE-
SUPP=NEVER,                      SUPPRESSION CODE-
OPT=NOBLKSUP                     MESSAGE PROCESSING OPTIONS
USSMSG MSG=IST2294I,             MESSAGE ID-
TEXT='IST2294I TDUDIAG RSN UPDATES:',
ROUTCDE=2,                      ROUTING CODE-
DESC=5,                          DESCRIPTOR CODE-
SUPP=NEVER,                      SUPPRESSION CODE-
OPT=NOBLKSUP                     MESSAGE PROCESSING OPTIONS
USSMSG MSG=IST2295I,             MESSAGE ID-
TEXT='IST2295I                TIME      HEX RSN  HE-
X RSN',
ROUTCDE=2,                      ROUTING CODE-
DESC=5,                          DESCRIPTOR CODE-
SUPP=NEVER,                      SUPPRESSION CODE-
OPT=NOBLKSUP                     MESSAGE PROCESSING OPTIONS
USSMSG MSG=IST2296I,             MESSAGE ID-
TEXT='IST2296I CP NAME          UPDATED  BEFORE  AF-
TER    REASON',
ROUTCDE=2,                      ROUTING CODE-
DESC=5,                          DESCRIPTOR CODE-
SUPP=NEVER,                      SUPPRESSION CODE-
OPT=NOBLKSUP                     MESSAGE PROCESSING OPTIONS
USSMSG MSG=IST2297I,             MESSAGE ID-
TEXT='IST2297I % (2) % (3) % (4) % (5)',
ROUTCDE=2,                      ROUTING CODE-
DESC=5,                          DESCRIPTOR CODE-
SUPP=NEVER,                      SUPPRESSION CODE-
OPT=NOBLKSUP                     MESSAGE PROCESSING OPTIONS
USSMSG MSG=IST2298I,             MESSAGE ID-
TEXT='IST2298I TDUDIAG THRESHOLD REACHED FOR NODE: ID =
%',
ROUTCDE=(2,8),                  ROUTING CODE-
DESC=11,                        DESCRIPTOR CODE-
SUPP=NEVER,                      SUPPRESSION CODE-
OPT=BLKSUP                      MESSAGE PROCESSING OPTIONS
USSMSG MSG=IST2299I,             MESSAGE ID-
TEXT='IST2299I TDUDIAG THRESHOLD REACHED FOR TG: TGN = %-
',
ROUTCDE=(2,8),                  ROUTING CODE-
DESC=11,                        DESCRIPTOR CODE-
SUPP=NEVER,                      SUPPRESSION CODE-
OPT=BLKSUP                      MESSAGE PROCESSING OPTIONS
USSMSG MSG=IST2300I,             MESSAGE ID-
TEXT='IST2300I   RECEIVED FROM: %',
ROUTCDE=2,                      ROUTING CODE-
DESC=5,                          DESCRIPTOR CODE-
SUPP=NEVER,                      SUPPRESSION CODE-
OPT=NOBLKSUP                     MESSAGE PROCESSING OPTIONS
USSMSG MSG=IST2301I,             MESSAGE ID-
TEXT='IST2301I % OF % (2) TOPOLOGY RESOURCES DISPLAYED',
ROUTCDE=2,                      ROUTING CODE-
DESC=5,                          DESCRIPTOR CODE-
SUPP=NEVER,                      SUPPRESSION CODE-
OPT=BLKSUP                      MESSAGE PROCESSING OPTIONS
USSMSG MSG=IST2302I,             MESSAGE ID-
TEXT='IST2302I MODEL % IS THE BEST ACTIVE MATCH FOR % (2)-
',
ROUTCDE=2,                      ROUTING CODE-
DESC=5,                          DESCRIPTOR CODE-
SUPP=NEVER,                      SUPPRESSION CODE-
OPT=BLKSUP                      MESSAGE PROCESSING OPTIONS
USSMSG MSG=IST2303I,             MESSAGE ID-
TEXT='IST2303I THERE IS NO ACTIVE MODEL MATCH FOR %',
ROUTCDE=2,                      ROUTING CODE-
DESC=5,                          DESCRIPTOR CODE-
SUPP=NEVER,                      SUPPRESSION CODE-
OPT=BLKSUP                      MESSAGE PROCESSING OPTIONS
USSMSG MSG=IST2304I,             MESSAGE ID-
TEXT='IST2304I % ALREADY EXISTS, TYPE = % (2)',
ROUTCDE=2,                      ROUTING CODE-
DESC=5,                          DESCRIPTOR CODE-
SUPP=NEVER,                      SUPPRESSION CODE-

```

```

      OPT=BLKSUP                                MESSAGE PROCESSING OPTIONS
USSMSG MSG=IST2305I,                            MESSAGE ID-
TEXT='IST2305I NUMBER OF DISCARDED INBOUND READ BUFFERS -
= %',                                           -
ROUTCDE=2,                                     ROUTING CODE-
DESC=5,                                       DESCRIPTOR CODE-
SUPP=NEVER,                                SUPPRESSION CODE-
OPT=BLKSUP                                MESSAGE PROCESSING OPTIONS
USSMSG MSG=IST2306I,                            MESSAGE ID-
TEXT='IST2306I TDU DIAGNOSTIC INFORMATION FOR NODE: ID =-
%',                                           -
ROUTCDE=2,                                     ROUTING CODE-
DESC=5,                                       DESCRIPTOR CODE-
SUPP=NEVER,                                SUPPRESSION CODE-
OPT=BLKSUP                                MESSAGE PROCESSING OPTIONS
USSMSG MSG=IST2307I,                            MESSAGE ID-
TEXT='IST2307I THIS NODE DOES NOT SUPPORT UNKNOWN TOPOLO-
GY VECTORS',                                   -
ROUTCDE=2,                                     ROUTING CODE-
DESC=5,                                       DESCRIPTOR CODE-
SUPP=NEVER,                                SUPPRESSION CODE-
OPT=NOBLKSUP                               MESSAGE PROCESSING OPTIONS
USSMSG MSG=IST2308I,                            MESSAGE ID-
TEXT='IST2308I THAT HAVE SAVED TDUDIAG RSN UPDATES', -
ROUTCDE=2,                                     ROUTING CODE-
DESC=5,                                       DESCRIPTOR CODE-
SUPP=NEVER,                                SUPPRESSION CODE-
OPT=NOBLKSUP                               MESSAGE PROCESSING OPTIONS
USSMSG MSG=IST2309I,                            MESSAGE ID-
TEXT='IST2309I ACCELERATED ROUTING ENABLED', -
ROUTCDE=2,                                     ROUTING CODE-
DESC=5,                                       DESCRIPTOR CODE-
SUPP=NEVER,                                SUPPRESSION CODE-
OPT=NOBLKSUP                               MESSAGE PROCESSING OPTIONS
USSMSG MSG=IST2310I,                            MESSAGE ID-
TEXT='IST2310I ACCELERATED ROUTING DISABLED', -
ROUTCDE=2,                                     ROUTING CODE-
DESC=5,                                       DESCRIPTOR CODE-
SUPP=NEVER,                                SUPPRESSION CODE-
OPT=NOBLKSUP                               MESSAGE PROCESSING OPTIONS
USSMSG MSG=IST2311I,                            MESSAGE ID-
TEXT='IST2311I TDU DIAGNOSTIC INFORMATION FOR TG: TGN =-
%',                                           -
ROUTCDE=2,                                     ROUTING CODE-
DESC=5,                                       DESCRIPTOR CODE-
SUPP=NEVER,                                SUPPRESSION CODE-
OPT=BLKSUP                                MESSAGE PROCESSING OPTIONS
USSMSG MSG=IST2312I,                            MESSAGE ID-
TEXT='IST2312I CURRENT RSN = % - HEX RSN = %(2)', -
ROUTCDE=2,                                     ROUTING CODE-
DESC=5,                                       DESCRIPTOR CODE-
SUPP=NEVER,                                SUPPRESSION CODE-
OPT=BLKSUP                                MESSAGE PROCESSING OPTIONS
USSMSG MSG=IST2313I,                            MESSAGE ID-
TEXT='IST2313I TOTAL RSN UPDATES BY LOCAL HOST NODE = %-
',ROUTCDE=2,                                     ROUTING CODE-
DESC=5,                                       DESCRIPTOR CODE-
SUPP=NEVER,                                SUPPRESSION CODE-
OPT=BLKSUP                                MESSAGE PROCESSING OPTIONS
USSMSG MSG=IST2314I,                            MESSAGE ID-
TEXT='IST2314I % OF %(2) RSN UPDATES DISPLAYED', -
ROUTCDE=2,                                     ROUTING CODE-
DESC=5,                                       DESCRIPTOR CODE-
SUPP=NEVER,                                SUPPRESSION CODE-
OPT=BLKSUP                                MESSAGE PROCESSING OPTIONS
USSMSG MSG=IST2315I,                            MESSAGE ID-
TEXT='IST2315I LAST TDU SENT - NONE', -
ROUTCDE=2,                                     ROUTING CODE-
DESC=5,                                       DESCRIPTOR CODE-
SUPP=NEVER,                                SUPPRESSION CODE-
OPT=NOBLKSUP                               MESSAGE PROCESSING OPTIONS
USSMSG MSG=IST2316I,                            MESSAGE ID-
TEXT='IST2316I EARLYINO = % EARLYINT = %(2)', -
ROUTCDE=2,                                     ROUTING CODE-
DESC=5,                                       DESCRIPTOR CODE-
SUPP=NEVER,                                SUPPRESSION CODE-
OPT=NOBLKSUP                               MESSAGE PROCESSING OPTIONS
USSMSG MSG=IST2317I,                            MESSAGE ID-
TEXT='IST2317I ULPRETUO = % ULPRETU = %(2)', -
ROUTCDE=2,                                     ROUTING CODE-
DESC=5,                                       DESCRIPTOR CODE-
SUPP=NEVER,                                SUPPRESSION CODE-

```

	OPT=NOBLKSUP	MESSAGE PROCESSING OPTIONS
USSMSG	MSG=IST2318I,	MESSAGE ID-
	TEXT='IST2318I UNABLE TO OPEN % - NETWORK ADDRESS LIMIT -	-
	REACHED',	-
	ROUTCDE=2,	ROUTING CODE-
	DESC=5,	DESCRIPTOR CODE-
	SUPP=WARN,	SUPPRESSION CODE-
	OPT=BLKSUP	MESSAGE PROCESSING OPTIONS
USSMSG	MSG=IST2319I,	MESSAGE ID-
	TEXT='IST2319I PHYSICAL CHANNEL ID = %',	-
	ROUTCDE=2,	ROUTING CODE-
	DESC=5,	DESCRIPTOR CODE-
	SUPP=NEVER,	SUPPRESSION CODE-
	OPT=NOBLKSUP	MESSAGE PROCESSING OPTIONS
USSMSG	MSG=IST2320I,	MESSAGE ID-
	TEXT='IST2320I WTOR % FROM CONSOLE %(2) DELETED DUE TO V-	-
	TAM HALT',	-
	ROUTCDE=2,	ROUTING CODE-
	DESC=(7,12),	DESCRIPTOR CODE-
	SUPP=NEVER,	SUPPRESSION CODE-
	OPT=BLKSUP	MESSAGE PROCESSING OPTIONS
USSMSG	MSG=IST2321I,	MESSAGE ID-
	TEXT='IST2321I TDUDIAG VALUE MUST BE NUMERIC, ''ALWAYS''-	-
	, OR ''NEVER''',	-
	ROUTCDE=2,	ROUTING CODE-
	DESC=5,	DESCRIPTOR CODE-
	SUPP=NEVER,	SUPPRESSION CODE-
	OPT=NOBLKSUP	MESSAGE PROCESSING OPTIONS
USSMSG	MSG=IST2322I,	MESSAGE ID-
	TEXT='IST2322I WTOR % FROM POA %(2) DELETED DUE TO VTAM -	-
	HALT',	-
	ROUTCDE=2,	ROUTING CODE-
	DESC=(7,12),	DESCRIPTOR CODE-
	SUPP=NEVER,	SUPPRESSION CODE-
	OPT=BLKSUP	MESSAGE PROCESSING OPTIONS
USSMSG	MSG=IST2323E,	MESSAGE ID-
	TEXT='IST2323E EE HEALTH VERIFICATION FAILED FOR ONE OR -	-
	MORE CONNECTIONS',	-
	ROUTCDE=2,	ROUTING CODE-
	DESC=11,	DESCRIPTOR CODE-
	SUPP=NEVER,	SUPPRESSION CODE-
	OPT=NOBLKSUP	MESSAGE PROCESSING OPTIONS
USSMSG	MSG=IST2324I,	MESSAGE ID-
	TEXT='IST2324I EE HEALTH VERIFICATION: FAILED CONNECTION-	-
	INFORMATION',	-
	ROUTCDE=2,	ROUTING CODE-
	DESC=5,	DESCRIPTOR CODE-
	SUPP=NEVER,	SUPPRESSION CODE-
	OPT=NOBLKSUP	MESSAGE PROCESSING OPTIONS
USSMSG	MSG=IST2325I,	MESSAGE ID-
	TEXT='IST2325I LINE % PU %(2) ON %(3) AT %(4)',	-
	ROUTCDE=2,	ROUTING CODE-
	DESC=5,	DESCRIPTOR CODE-
	SUPP=NEVER,	SUPPRESSION CODE-
	OPT=BLKSUP	MESSAGE PROCESSING OPTIONS
USSMSG	MSG=IST2326I,	MESSAGE ID-
	TEXT='IST2326I EE HEALTH VERIFICATION TOTAL CONNECTION F-	-
	AILURES = %',	-
	ROUTCDE=2,	ROUTING CODE-
	DESC=5,	DESCRIPTOR CODE-
	SUPP=NEVER,	SUPPRESSION CODE-
	OPT=BLKSUP	MESSAGE PROCESSING OPTIONS
USSMSG	MSG=IST2327I,	MESSAGE ID-
	TEXT='IST2327I EE HEALTH VERIFICATION OPTION - EEVERIFY -	-
	= % MINUTES',	-
	ROUTCDE=2,	ROUTING CODE-
	DESC=5,	DESCRIPTOR CODE-
	SUPP=NEVER,	SUPPRESSION CODE-
	OPT=BLKSUP	MESSAGE PROCESSING OPTIONS
USSMSG	MSG=IST2328I,	MESSAGE ID-
	TEXT='IST2328I EE HEALTH VERIFICATION FAILED ON % AT %(2-	-
)',	-
	ROUTCDE=2,	ROUTING CODE-
	DESC=5,	DESCRIPTOR CODE-
	SUPP=NEVER,	SUPPRESSION CODE-
	OPT=BLKSUP	MESSAGE PROCESSING OPTIONS
USSMSG	MSG=IST2329I,	MESSAGE ID-
	TEXT='IST2329I EE HEALTH VERIFICATION SUCCESSFUL ON % AT-	-
	%(2)',	-
	ROUTCDE=2,	ROUTING CODE-
	DESC=5,	DESCRIPTOR CODE-
	SUPP=NEVER,	SUPPRESSION CODE-

```

      OPT=BLKSUP                                MESSAGE PROCESSING OPTIONS
USSMSG MSG=IST2330I,                            MESSAGE ID-
TEXT='IST2330I EE HEALTH VERIFICATION FAILED FOR % AT %(-
2)',
ROUTCDE=2,                                     ROUTING CODE-
DESC=5,                                       DESCRIPTOR CODE-
SUPP=NEVER,                                SUPPRESSION CODE-
OPT=BLKSUP                                MESSAGE PROCESSING OPTIONS
USSMSG MSG=IST2331I,                            MESSAGE ID-
TEXT='IST2331I QUEUE    QUEUE    READ    QUEUE'-
,ROUTCDE=2,                                     ROUTING CODE-
DESC=5,                                       DESCRIPTOR CODE-
SUPP=NEVER,                                SUPPRESSION CODE-
OPT=NOBLKSUP                               MESSAGE PROCESSING OPTIONS
USSMSG MSG=IST2332I,                            MESSAGE ID-
TEXT='IST2332I ID      TYPE      STORAGE    STATUS-
',
ROUTCDE=2,                                     ROUTING CODE-
DESC=5,                                       DESCRIPTOR CODE-
SUPP=NEVER,                                SUPPRESSION CODE-
OPT=NOBLKSUP                               MESSAGE PROCESSING OPTIONS
USSMSG MSG=IST2333I,                            MESSAGE ID-
TEXT='IST2333I %    %(2)  %(3)  %(4)',
ROUTCDE=2,                                     ROUTING CODE-
DESC=5,                                       DESCRIPTOR CODE-
SUPP=NEVER,                                SUPPRESSION CODE-
OPT=NOBLKSUP                               MESSAGE PROCESSING OPTIONS
USSMSG MSG=IST2334I,                            MESSAGE ID-
TEXT='IST2334I EEVERIFY MUST BE ''ACTIVATE'', ''NEVER'', -
OR A NUMERIC VALUE',
ROUTCDE=2,                                     ROUTING CODE-
DESC=5,                                       DESCRIPTOR CODE-
SUPP=NEVER,                                SUPPRESSION CODE-
OPT=NOBLKSUP                               MESSAGE PROCESSING OPTIONS
USSMSG MSG=IST2335I,                            MESSAGE ID-
TEXT='IST2335I PATH SWITCH REASON: XMIT STALL RECOVERY', -
ROUTCDE=2,                                     ROUTING CODE-
DESC=5,                                       DESCRIPTOR CODE-
SUPP=NEVER,                                SUPPRESSION CODE-
OPT=NOBLKSUP                               MESSAGE PROCESSING OPTIONS
USSMSG MSG=IST2336I,                            MESSAGE ID-
TEXT='IST2336I    STALLED = %',
ROUTCDE=2,                                     ROUTING CODE-
DESC=5,                                       DESCRIPTOR CODE-
SUPP=NEVER,                                SUPPRESSION CODE-
OPT=NOBLKSUP                               MESSAGE PROCESSING OPTIONS
USSMSG MSG=IST2337I,                            MESSAGE ID-
TEXT='IST2337I CHPID TYPE = %    CHPID = %(2) PNETID -
= %(3)',
ROUTCDE=2,                                     ROUTING CODE-
DESC=5,                                       DESCRIPTOR CODE-
SUPP=NEVER,                                SUPPRESSION CODE-
OPT=NOBLKSUP                               MESSAGE PROCESSING OPTIONS
USSMSG MSG=IST2338I,                            MESSAGE ID-
TEXT='IST2338I NACPROBE MUST BE ''DUMP'', ''NODUMP'', OR -
A NUMERIC VALUE',
ROUTCDE=2,                                     ROUTING CODE-
DESC=5,                                       DESCRIPTOR CODE-
SUPP=NEVER,                                SUPPRESSION CODE-
OPT=NOBLKSUP                               MESSAGE PROCESSING OPTIONS
USSMSG MSG=IST2339I,                            MESSAGE ID-
TEXT='IST2339I EE HEALTH VERIFICATION LAST SUCCESS ON % -
AT %(2)',
ROUTCDE=2,                                     ROUTING CODE-
DESC=5,                                       DESCRIPTOR CODE-
SUPP=NEVER,                                SUPPRESSION CODE-
OPT=BLKSUP                                MESSAGE PROCESSING OPTIONS
USSMSG MSG=IST2340I,                            MESSAGE ID-
TEXT='IST2340I EE HEALTH VERIFICATION LAST FAILED ON % A -
T %(2)',
ROUTCDE=2,                                     ROUTING CODE-
DESC=5,                                       DESCRIPTOR CODE-
SUPP=NEVER,                                SUPPRESSION CODE-
OPT=BLKSUP                                MESSAGE PROCESSING OPTIONS
USSMSG MSG=IST2341I,                            MESSAGE ID-
TEXT='IST2341I EE HEALTH VERIFICATION HAS NEVER FAILED F -
OR THIS CONNECTION',
ROUTCDE=2,                                     ROUTING CODE-
DESC=5,                                       DESCRIPTOR CODE-
SUPP=NEVER,                                SUPPRESSION CODE-
OPT=NOBLKSUP                               MESSAGE PROCESSING OPTIONS
USSMSG MSG=IST2342I,                            MESSAGE ID-

```

```

TEXT='IST2342I EE HEALTH VERIFICATION NOT SUPPORTED BY %-
,
ROUTCDE=2,                                ROUTING CODE-
DESC=5,                                    DESCRIPTOR CODE-
SUPP=INFO,                                SUPPRESSION CODE-
OPT=BLKSUP                                MESSAGE PROCESSING OPTIONS
USSMSG MSG=IST2343I,                        MESSAGE ID-
TEXT='IST2343I EE HEALTH VERIFICATION NOT SUPPORTED BY R-
EMOTE EE PARTNER',
ROUTCDE=2,                                ROUTING CODE-
DESC=5,                                    DESCRIPTOR CODE-
SUPP=NEVER,                                SUPPRESSION CODE-
OPT=NOBLKSUP                                MESSAGE PROCESSING OPTIONS
USSMSG MSG=IST2344I,                        MESSAGE ID-
TEXT='IST2344I NODE ROLE CHANGE FROM % TO %(2) FAILED -
SENSE: %(3)',
ROUTCDE=(2,8),                            ROUTING CODE-
DESC=12,                                    DESCRIPTOR CODE-
SUPP=NEVER,                                SUPPRESSION CODE-
OPT=BLKSUP                                MESSAGE PROCESSING OPTIONS
USSMSG MSG=IST2345I,                        MESSAGE ID-
TEXT='IST2345I NODE ROLE CHANGE FROM % TO %(2) SUCCEEDED-
,
ROUTCDE=(2,8),                            ROUTING CODE-
DESC=12,                                    DESCRIPTOR CODE-
SUPP=NEVER,                                SUPPRESSION CODE-
OPT=BLKSUP                                MESSAGE PROCESSING OPTIONS
USSMSG MSG=IST2346I,                        MESSAGE ID-
TEXT='IST2346I CP NAME = %',
ROUTCDE=(2,8),                            ROUTING CODE-
DESC=12,                                    DESCRIPTOR CODE-
SUPP=NEVER,                                SUPPRESSION CODE-
OPT=BLKSUP                                MESSAGE PROCESSING OPTIONS
USSMSG MSG=IST2347I,                        MESSAGE ID-
TEXT='IST2347I TDU RECEIVED FROM ADJACENT NODE %',
ROUTCDE=(2,8),                            ROUTING CODE-
DESC=12,                                    DESCRIPTOR CODE-
SUPP=NEVER,                                SUPPRESSION CODE-
OPT=BLKSUP                                MESSAGE PROCESSING OPTIONS
USSMSG MSG=IST2348I,                        MESSAGE ID-
TEXT='IST2348I ACTIVATED BY SHARED ACB %',
ROUTCDE=2,                                ROUTING CODE-
DESC=5,                                    DESCRIPTOR CODE-
SUPP=NEVER,                                SUPPRESSION CODE-
OPT=BLKSUP                                MESSAGE PROCESSING OPTIONS
USSMSG MSG=IST2349I,                        MESSAGE ID-
TEXT='IST2349I SUBORDINATE APPLICATIONS SHARING THIS ACB-
:',
ROUTCDE=2,                                ROUTING CODE-
DESC=5,                                    DESCRIPTOR CODE-
SUPP=NEVER,                                SUPPRESSION CODE-
OPT=NOBLKSUP                                MESSAGE PROCESSING OPTIONS
USSMSG MSG=IST2350I,                        MESSAGE ID-
TEXT='IST2350I % SUBORDINATE APPLICATIONS SHARE THIS ACB-
,
ROUTCDE=2,                                ROUTING CODE-
DESC=5,                                    DESCRIPTOR CODE-
SUPP=NEVER,                                SUPPRESSION CODE-
OPT=BLKSUP                                MESSAGE PROCESSING OPTIONS
USSMSG MSG=IST2351I,                        MESSAGE ID-
TEXT='IST2351I MULTIPLE SUBORDINATE APPLICATIONS SHARE T-
HIS ACB',
ROUTCDE=2,                                ROUTING CODE-
DESC=5,                                    DESCRIPTOR CODE-
SUPP=NEVER,                                SUPPRESSION CODE-
OPT=NOBLKSUP                                MESSAGE PROCESSING OPTIONS
USSMSG MSG=IST2352I,                        MESSAGE ID-
TEXT='IST2352I SENT = % RECEIVED = %(2)',
ROUTCDE=2,                                ROUTING CODE-
DESC=5,                                    DESCRIPTOR CODE-
SUPP=NEVER,                                SUPPRESSION CODE-
OPT=NOBLKSUP                                MESSAGE PROCESSING OPTIONS
USSMSG MSG=IST2353I,                        MESSAGE ID-
TEXT='IST2353I ACCEPTED = % REJECTED = %(2)',
ROUTCDE=2,                                ROUTING CODE-
DESC=5,                                    DESCRIPTOR CODE-
SUPP=NEVER,                                SUPPRESSION CODE-
OPT=NOBLKSUP                                MESSAGE PROCESSING OPTIONS
USSMSG MSG=IST2354I,                        MESSAGE ID-
TEXT='IST2354I IGNORED = %',
ROUTCDE=2,                                ROUTING CODE-
DESC=5,                                    DESCRIPTOR CODE-

```

	SUPP=NEVER,		SUPPRESSION CODE-
	OPT=NOBLKSUP		MESSAGE PROCESSING OPTIONS
USSMSG	MSG=IST2355I,		MESSAGE ID-
	TEXT='IST2355I TDUDIAG THRESHOLD REACHED ON % AT %(2)',	-	
	ROUTCDE=2,		ROUTING CODE-
	DESC=5,		DESCRIPTOR CODE-
	SUPP=NEVER,		SUPPRESSION CODE-
	OPT=BLKSUP		MESSAGE PROCESSING OPTIONS
USSMSG	MSG=IST2356I,		MESSAGE ID-
	TEXT='IST2356I PLATFORM = %',	-	
	ROUTCDE=2,		ROUTING CODE-
	DESC=5,		DESCRIPTOR CODE-
	SUPP=NEVER,		SUPPRESSION CODE-
	OPT=BLKSUP		MESSAGE PROCESSING OPTIONS
USSMSG	MSG=IST2357I,		MESSAGE ID-
	TEXT='IST2357I CP NAME RSN DESTINATIO-	-	
	N CP TGN',		
	ROUTCDE=2,		ROUTING CODE-
	DESC=5,		DESCRIPTOR CODE-
	SUPP=NEVER,		SUPPRESSION CODE-
	OPT=NOBLKSUP		MESSAGE PROCESSING OPTIONS
USSMSG	MSG=IST2358I,		MESSAGE ID-
	TEXT='IST2358I % %(2) %(3) %(4)',	-	
	ROUTCDE=2,		ROUTING CODE-
	DESC=5,		DESCRIPTOR CODE-
	SUPP=NEVER,		SUPPRESSION CODE-
	OPT=NOBLKSUP		MESSAGE PROCESSING OPTIONS
USSMSG	MSG=IST2359I,		MESSAGE ID-
	TEXT='IST2359I NO TDU INFORMATION EXISTS',	-	
	ROUTCDE=2,		ROUTING CODE-
	DESC=5,		DESCRIPTOR CODE-
	SUPP=NEVER,		SUPPRESSION CODE-
	OPT=NOBLKSUP		MESSAGE PROCESSING OPTIONS
USSMSG	MSG=IST2360I,		MESSAGE ID-
	TEXT='IST2360I ROUTING TREES LAST CLEARED AT % %(2) BY %-	-	
	(3)',		
	ROUTCDE=2,		ROUTING CODE-
	DESC=5,		DESCRIPTOR CODE-
	SUPP=NEVER,		SUPPRESSION CODE-
	OPT=BLKSUP		MESSAGE PROCESSING OPTIONS
USSMSG	MSG=IST2361I,		MESSAGE ID-
	TEXT='IST2361I SMCR PFID = % PCHID = %(2) PNETID = %(3-	-	
)',		
	ROUTCDE=2,		ROUTING CODE-
	DESC=5,		DESCRIPTOR CODE-
	SUPP=NEVER,		SUPPRESSION CODE-
	OPT=NOBLKSUP		MESSAGE PROCESSING OPTIONS
USSMSG	MSG=IST2362I,		MESSAGE ID-
	TEXT='IST2362I PORTNUM = % RNIC CODE LEVEL = %(2)',	-	
	ROUTCDE=2,		ROUTING CODE-
	DESC=5,		DESCRIPTOR CODE-
	SUPP=NEVER,		SUPPRESSION CODE-
	OPT=NOBLKSUP		MESSAGE PROCESSING OPTIONS
USSMSG	MSG=IST2364I,		MESSAGE ID-
	TEXT='IST2364I CLOSE ACB OF % DID NOT COMPLETE IN A TIME-	-	
	LY MANNER',		
	ROUTCDE=2,		ROUTING CODE-
	DESC=5,		DESCRIPTOR CODE-
	SUPP=NEVER,		SUPPRESSION CODE-
	OPT=BLKSUP		MESSAGE PROCESSING OPTIONS
USSMSG	MSG=IST2365I,		MESSAGE ID-
	TEXT='IST2365I MODIFY TRACE COMMAND REJECTED - DSPSIZE N-	-	
	O LONGER SUPPORTED',		
	ROUTCDE=2,		ROUTING CODE-
	DESC=5,		DESCRIPTOR CODE-
	SUPP=NEVER,		SUPPRESSION CODE-
	OPT=NOBLKSUP		MESSAGE PROCESSING OPTIONS
USSMSG	MSG=IST2366I,		MESSAGE ID-
	TEXT='IST2366I POLLEQO = % POLLEQ = %(2)',	-	
	ROUTCDE=2,		ROUTING CODE-
	DESC=5,		DESCRIPTOR CODE-
	SUPP=NEVER,		SUPPRESSION CODE-
	OPT=NOBLKSUP		MESSAGE PROCESSING OPTIONS
USSMSG	MSG=IST2367I,		MESSAGE ID-
	TEXT='IST2367I POLLEQEO = % POLLEQ = %(2)',	-	
	ROUTCDE=2,		ROUTING CODE-
	DESC=5,		DESCRIPTOR CODE-
	SUPP=NEVER,		SUPPRESSION CODE-
	OPT=NOBLKSUP		MESSAGE PROCESSING OPTIONS
USSMSG	MSG=IST2368I,		MESSAGE ID-
	TEXT='IST2368I ULP_ID = %',	-	
	ROUTCDE=2,		ROUTING CODE-

DESC=5,	DESCRIPTOR CODE-
SUPP=NEVER,	SUPPRESSION CODE-
OPT=NOBLKSUP	MESSAGE PROCESSING OPTIONS
USSMSG MSG=IST2369I,	MESSAGE ID-
TEXT='IST2369I POLLCQO = % POLLCQ = %(2)',	-
ROUTCDE=2,	ROUTING CODE-
DESC=5,	DESCRIPTOR CODE-
SUPP=NEVER,	SUPPRESSION CODE-
OPT=NOBLKSUP	MESSAGE PROCESSING OPTIONS
USSMSG MSG=IST2370I,	MESSAGE ID-
TEXT='IST2370I POLLCQUO = % POLLCQU = %(2)',	-
ROUTCDE=2,	ROUTING CODE-
DESC=5,	DESCRIPTOR CODE-
SUPP=NEVER,	SUPPRESSION CODE-
OPT=NOBLKSUP	MESSAGE PROCESSING OPTIONS
USSMSG MSG=IST2371I,	MESSAGE ID-
TEXT='IST2371I POLLCQEO = % POLLCQE = %(2)',	-
ROUTCDE=2,	ROUTING CODE-
DESC=5,	DESCRIPTOR CODE-
SUPP=NEVER,	SUPPRESSION CODE-
OPT=NOBLKSUP	MESSAGE PROCESSING OPTIONS
USSMSG MSG=IST2372I,	MESSAGE ID-
TEXT='IST2372I SRBSCHDO = % SRBSCHD = %(2)',	-
ROUTCDE=2,	ROUTING CODE-
DESC=5,	DESCRIPTOR CODE-
SUPP=NEVER,	SUPPRESSION CODE-
OPT=NOBLKSUP	MESSAGE PROCESSING OPTIONS
USSMSG MSG=IST2373I,	MESSAGE ID-
TEXT='IST2373I SRBRSCO = % SRBRSD = %(2)',	-
ROUTCDE=2,	ROUTING CODE-
DESC=5,	DESCRIPTOR CODE-
SUPP=NEVER,	SUPPRESSION CODE-
OPT=NOBLKSUP	MESSAGE PROCESSING OPTIONS
USSMSG MSG=IST2374I,	MESSAGE ID-
TEXT='IST2374I INBBYTLO = % INBBYTEL = %(2)',	-
ROUTCDE=2,	ROUTING CODE-
DESC=5,	DESCRIPTOR CODE-
SUPP=NEVER,	SUPPRESSION CODE-
OPT=NOBLKSUP	MESSAGE PROCESSING OPTIONS
USSMSG MSG=IST2375I,	MESSAGE ID-
TEXT='IST2375I INBBYTMO = % INBBYTEM = %(2)',	-
ROUTCDE=2,	ROUTING CODE-
DESC=5,	DESCRIPTOR CODE-
SUPP=NEVER,	SUPPRESSION CODE-
OPT=NOBLKSUP	MESSAGE PROCESSING OPTIONS
USSMSG MSG=IST2376I,	MESSAGE ID-
TEXT='IST2376I INBBYTNO = % INBBYTEN = %(2)',	-
ROUTCDE=2,	ROUTING CODE-
DESC=5,	DESCRIPTOR CODE-
SUPP=NEVER,	SUPPRESSION CODE-
OPT=NOBLKSUP	MESSAGE PROCESSING OPTIONS
USSMSG MSG=IST2377I,	MESSAGE ID-
TEXT='IST2377I DATAREQO = % DATAREQ = %(2)',	-
ROUTCDE=2,	ROUTING CODE-
DESC=5,	DESCRIPTOR CODE-
SUPP=NEVER,	SUPPRESSION CODE-
OPT=NOBLKSUP	MESSAGE PROCESSING OPTIONS
USSMSG MSG=IST2378I,	MESSAGE ID-
TEXT='IST2378I POSTO = % POST = %(2)',	-
ROUTCDE=2,	ROUTING CODE-
DESC=5,	DESCRIPTOR CODE-
SUPP=NEVER,	SUPPRESSION CODE-
OPT=NOBLKSUP	MESSAGE PROCESSING OPTIONS
USSMSG MSG=IST2379I,	MESSAGE ID-
TEXT='IST2379I POSTEO = % POSTELEM = %(2)',	-
ROUTCDE=2,	ROUTING CODE-
DESC=5,	DESCRIPTOR CODE-
SUPP=NEVER,	SUPPRESSION CODE-
OPT=NOBLKSUP	MESSAGE PROCESSING OPTIONS
USSMSG MSG=IST2380I,	MESSAGE ID-
TEXT='IST2380I POSTQUEO = % POSTQUED = %(2)',	-
ROUTCDE=2,	ROUTING CODE-
DESC=5,	DESCRIPTOR CODE-
SUPP=NEVER,	SUPPRESSION CODE-
OPT=NOBLKSUP	MESSAGE PROCESSING OPTIONS
USSMSG MSG=IST2381I,	MESSAGE ID-
TEXT='IST2381I OUTBYTLO = % OUTBYTEL = %(2)',	-
ROUTCDE=2,	ROUTING CODE-
DESC=5,	DESCRIPTOR CODE-
SUPP=NEVER,	SUPPRESSION CODE-
OPT=NOBLKSUP	MESSAGE PROCESSING OPTIONS
USSMSG MSG=IST2382I,	MESSAGE ID-

```

TEXT='IST2382I OUTBYTMO = % OUTBYTEM = %(2)', -
ROUTCDE=2, ROUTING CODE-
DESC=5, DESCRIPTOR CODE-
SUPP=NEVER, SUPPRESSION CODE-
OPT=NOBLKSUP MESSAGE PROCESSING OPTIONS
USSMSG MSG=IST2383I, MESSAGE ID-
TEXT='IST2383I OUTBYTNO = % OUTBYTEN = %(2)', -
ROUTCDE=2, ROUTING CODE-
DESC=5, DESCRIPTOR CODE-
SUPP=NEVER, SUPPRESSION CODE-
OPT=NOBLKSUP MESSAGE PROCESSING OPTIONS
USSMSG MSG=IST2384E, MESSAGE ID-
TEXT='IST2384E PACKETS DISCARDED FOR % - %(2) IS CONGEST-
ED', -
ROUTCDE=2, ROUTING CODE-
DESC=11, DESCRIPTOR CODE-
SUPP=NEVER, SUPPRESSION CODE-
OPT=BLKSUP MESSAGE PROCESSING OPTIONS
USSMSG MSG=IST2386I, MESSAGE ID-
TEXT='IST2386I NUMBER OF DISCARDED OUTBOUND WRITE BUFFER-
S = %', -
ROUTCDE=2, ROUTING CODE-
DESC=5, DESCRIPTOR CODE-
SUPP=NEVER, SUPPRESSION CODE-
OPT=BLKSUP MESSAGE PROCESSING OPTIONS
USSMSG MSG=IST2387I, MESSAGE ID-
TEXT='IST2387I DIAL FAILED - DUPLICATE IP ADDRESSES ON E-
XISTING CONNECTION', -
ROUTCDE=2, ROUTING CODE-
DESC=5, DESCRIPTOR CODE-
SUPP=NEVER, SUPPRESSION CODE-
OPT=NOBLKSUP MESSAGE PROCESSING OPTIONS
USSMSG MSG=IST2388I, MESSAGE ID-
TEXT='IST2388I EE VRN = %', -
ROUTCDE=2, ROUTING CODE-
DESC=5, DESCRIPTOR CODE-
SUPP=NEVER, SUPPRESSION CODE-
OPT=BLKSUP MESSAGE PROCESSING OPTIONS
USSMSG MSG=IST2389I, MESSAGE ID-
TEXT='IST2389I PFIP = % GEN = %(2) SPEED = %(3)', -
ROUTCDE=2, ROUTING CODE-
DESC=5, DESCRIPTOR CODE-
SUPP=NEVER, SUPPRESSION CODE-
OPT=NOBLKSUP MESSAGE PROCESSING OPTIONS
USSMSG MSG=IST2390I, MESSAGE ID-
TEXT='IST2390I IQP1REG PCIE SERVICE FAILURE', -
ROUTCDE=2, ROUTING CODE-
DESC=5, DESCRIPTOR CODE-
SUPP=NEVER, SUPPRESSION CODE-
OPT=BLKSUP MESSAGE PROCESSING OPTIONS
USSMSG MSG=IST2391I, MESSAGE ID-
TEXT='IST2391I % PCIE SERVICE FAILURE ON TRLE %(2)', -
ROUTCDE=2, ROUTING CODE-
DESC=5, DESCRIPTOR CODE-
SUPP=NEVER, SUPPRESSION CODE-
OPT=BLKSUP MESSAGE PROCESSING OPTIONS
USSMSG MSG=IST2392I, MESSAGE ID-
TEXT='IST2392I PFID % ALLOCATION FAILURE - PFID IS NOT D-
EFINED', -
ROUTCDE=2, ROUTING CODE-
DESC=5, DESCRIPTOR CODE-
SUPP=NEVER, SUPPRESSION CODE-
OPT=BLKSUP MESSAGE PROCESSING OPTIONS
USSMSG MSG=IST2393I, MESSAGE ID-
TEXT='IST2393I PFID % ALLOCATION FAILURE - PFID IS NOT O-
NLINE', -
ROUTCDE=2, ROUTING CODE-
DESC=5, DESCRIPTOR CODE-
SUPP=NEVER, SUPPRESSION CODE-
OPT=BLKSUP MESSAGE PROCESSING OPTIONS
USSMSG MSG=IST2394I, MESSAGE ID-
TEXT='IST2394I PFID % IS ALREADY ACTIVE ON %(2) USING TR-
LE %(3)', -
ROUTCDE=2, ROUTING CODE-
DESC=5, DESCRIPTOR CODE-
SUPP=NEVER, SUPPRESSION CODE-
OPT=BLKSUP MESSAGE PROCESSING OPTIONS
USSMSG MSG=IST2395I, MESSAGE ID-
TEXT='IST2395I RTP PACING ALGORITHM = ARB BASE MODE', -
ROUTCDE=2, ROUTING CODE-
DESC=5, DESCRIPTOR CODE-
SUPP=NEVER, SUPPRESSION CODE-

```

```

      OPT=NOBLKSUP                MESSAGE PROCESSING OPTIONS
USSMSG MSG=IST2396I,              MESSAGE ID-
TEXT='IST2396I RNIC STATISTICS FOR %', -
ROUTCDE=2,                       ROUTING CODE-
DESC=5,                          DESCRIPTOR CODE-
SUPP=NEVER,                      SUPPRESSION CODE-
OPT=BLKSUP                       MESSAGE PROCESSING OPTIONS
USSMSG MSG=IST2397I,              MESSAGE ID-
TEXT='IST2397I DESCRIPTION      OVERFL-
OW          COUNT',              -
ROUTCDE=2,                       ROUTING CODE-
DESC=5,                          DESCRIPTOR CODE-
SUPP=NEVER,                      SUPPRESSION CODE-
OPT=NOBLKSUP                    MESSAGE PROCESSING OPTIONS
USSMSG MSG=IST2398I,              MESSAGE ID-
TEXT='IST2398I %    %(2)        %(3)', -
ROUTCDE=2,                       ROUTING CODE-
DESC=5,                          DESCRIPTOR CODE-
SUPP=NEVER,                      SUPPRESSION CODE-
OPT=NOBLKSUP                    MESSAGE PROCESSING OPTIONS
USSMSG MSG=IST2399I,              MESSAGE ID-
TEXT='IST2399I MESSAGE TRIGGER: RNICTRLE = %', -
ROUTCDE=2,                       ROUTING CODE-
DESC=5,                          DESCRIPTOR CODE-
SUPP=NEVER,                      SUPPRESSION CODE-
OPT=BLKSUP                      MESSAGE PROCESSING OPTIONS
USSMSG MSG=IST2400I,              MESSAGE ID-
TEXT='IST2400I NO ADAPTER DIAGNOSTICS PRODUCED FOR %: %(-
2)',                             -
ROUTCDE=2,                       ROUTING CODE-
DESC=5,                          DESCRIPTOR CODE-
SUPP=NEVER,                      SUPPRESSION CODE-
OPT=BLKSUP                      MESSAGE PROCESSING OPTIONS
USSMSG MSG=IST2401I,              MESSAGE ID-
TEXT='IST2401I DEVSTATS REJECTED FOR TRLE % - DEVICE NOT-
ACTIVE',                         -
ROUTCDE=2,                       ROUTING CODE-
DESC=5,                          DESCRIPTOR CODE-
SUPP=NEVER,                      SUPPRESSION CODE-
OPT=BLKSUP                      MESSAGE PROCESSING OPTIONS
USSMSG MSG=IST2402I,              MESSAGE ID-
TEXT='IST2402I DEVSTATS FAILED FOR TRLE % - DEVICE NOT O-
PERATIONAL',                     -
ROUTCDE=2,                       ROUTING CODE-
DESC=5,                          DESCRIPTOR CODE-
SUPP=NEVER,                      SUPPRESSION CODE-
OPT=BLKSUP                      MESSAGE PROCESSING OPTIONS
USSMSG MSG=IST2403I,              MESSAGE ID-
TEXT='IST2403I 64-BIT STORAGE TYPE CURRENT -
MAXIMUM LIMIT',                 -
ROUTCDE=2,                       ROUTING CODE-
DESC=5,                          DESCRIPTOR CODE-
SUPP=NEVER,                      SUPPRESSION CODE-
OPT=NOBLKSUP                    MESSAGE PROCESSING OPTIONS
USSMSG MSG=IST2404I,              MESSAGE ID-
TEXT='IST2404I          HVCOMMON % %(2) %(3)', -
ROUTCDE=2,                       ROUTING CODE-
DESC=5,                          DESCRIPTOR CODE-
SUPP=NEVER,                      SUPPRESSION CODE-
OPT=NOBLKSUP                    MESSAGE PROCESSING OPTIONS
USSMSG MSG=IST2405I,              MESSAGE ID-
TEXT='IST2405I          TRACE HVCOMMON % %(2) %(3)', -
ROUTCDE=2,                       ROUTING CODE-
DESC=5,                          DESCRIPTOR CODE-
SUPP=NEVER,                      SUPPRESSION CODE-
OPT=NOBLKSUP                    MESSAGE PROCESSING OPTIONS
USSMSG MSG=IST2406I,              MESSAGE ID-
TEXT='IST2406I SMC-R LINK FAILURE ON TRLE % CODE = %(2)', -
ROUTCDE=2,                       ROUTING CODE-
DESC=5,                          DESCRIPTOR CODE-
SUPP=NEVER,                      SUPPRESSION CODE-
OPT=NOBLKSUP                    MESSAGE PROCESSING OPTIONS
USSMSG MSG=IST2407I,              MESSAGE ID-
TEXT='IST2407I LOCAL LINK ID = % REMOTE LINK ID = %(2)', -
ROUTCDE=2,                       ROUTING CODE-
DESC=5,                          DESCRIPTOR CODE-
SUPP=NEVER,                      SUPPRESSION CODE-
OPT=NOBLKSUP                    MESSAGE PROCESSING OPTIONS
USSMSG MSG=IST2408I,              MESSAGE ID-
TEXT='IST2408I LOCAL MAC = % REMOTE MAC = %(2)', -
ROUTCDE=2,                       ROUTING CODE-
DESC=5,                          DESCRIPTOR CODE-

```

	SUPP=NEVER,		SUPPRESSION CODE-
	OPT=NOBLKSUP		MESSAGE PROCESSING OPTIONS
USSMSG	MSG=IST2409I,		MESSAGE ID-
	TEXT='IST2409I % GID = %(2)',		-
	ROUTCDE=2,		ROUTING CODE-
	DESC=5,		DESCRIPTOR CODE-
	SUPP=NEVER,		SUPPRESSION CODE-
	OPT=BLKSUP		MESSAGE PROCESSING OPTIONS
USSMSG	MSG=IST2410I,		MESSAGE ID-
	TEXT='IST2410I LOCAL QP = % REMOTE QP = %(2)',		-
	ROUTCDE=2,		ROUTING CODE-
	DESC=5,		DESCRIPTOR CODE-
	SUPP=NEVER,		SUPPRESSION CODE-
	OPT=NOBLKSUP		MESSAGE PROCESSING OPTIONS
USSMSG	MSG=IST2411I,		MESSAGE ID-
	TEXT='IST2411I VLAN = %',		-
	ROUTCDE=2,		ROUTING CODE-
	DESC=5,		DESCRIPTOR CODE-
	SUPP=NEVER,		SUPPRESSION CODE-
	OPT=NOBLKSUP		MESSAGE PROCESSING OPTIONS
USSMSG	MSG=IST2412I,		MESSAGE ID-
	TEXT='IST2412I	FIXED HVCOMMON	% %(2) %(3)' -
	,ROUTCDE=2,		ROUTING CODE-
	DESC=5,		DESCRIPTOR CODE-
	SUPP=NEVER,		SUPPRESSION CODE-
	OPT=NOBLKSUP		MESSAGE PROCESSING OPTIONS
USSMSG	MSG=IST2413I,		MESSAGE ID-
	TEXT='IST2413I	PRIVATE	% %(2) %(3)' -
	,ROUTCDE=2,		ROUTING CODE-
	DESC=5,		DESCRIPTOR CODE-
	SUPP=NEVER,		SUPPRESSION CODE-
	OPT=NOBLKSUP		MESSAGE PROCESSING OPTIONS
USSMSG	MSG=IST2414I,		MESSAGE ID-
	TEXT='IST2414I	FIXED PRIVATE	% %(2) %(3)' -
	,ROUTCDE=2,		ROUTING CODE-
	DESC=5,		DESCRIPTOR CODE-
	SUPP=NEVER,		SUPPRESSION CODE-
	OPT=NOBLKSUP		MESSAGE PROCESSING OPTIONS
USSMSG	MSG=IST2415I,		MESSAGE ID-
	TEXT='IST2415I	TOTAL FIXED	% %(2) %(3)' -
	,		-
	ROUTCDE=2,		ROUTING CODE-
	DESC=5,		DESCRIPTOR CODE-
	SUPP=NEVER,		SUPPRESSION CODE-
	OPT=NOBLKSUP		MESSAGE PROCESSING OPTIONS
USSMSG	MSG=IST2416I,		MESSAGE ID-
	TEXT='IST2416I % %(2) PROCESSED',		-
	ROUTCDE=2,		ROUTING CODE-
	DESC=5,		DESCRIPTOR CODE-
	SUPP=NEVER,		SUPPRESSION CODE-
	OPT=BLKSUP		MESSAGE PROCESSING OPTIONS
USSMSG	MSG=IST2417I,		MESSAGE ID-
	TEXT='IST2417I VFN = %',		-
	ROUTCDE=2,		ROUTING CODE-
	DESC=5,		DESCRIPTOR CODE-
	SUPP=NEVER,		SUPPRESSION CODE-
	OPT=NOBLKSUP		MESSAGE PROCESSING OPTIONS
USSMSG	MSG=IST2418I,		MESSAGE ID-
	TEXT='IST2418I SMCD PFID = % VCHID = %(2) PNETID = %(3-		-
)',		-
	ROUTCDE=2,		ROUTING CODE-
	DESC=5,		DESCRIPTOR CODE-
	SUPP=NEVER,		SUPPRESSION CODE-
	OPT=NOBLKSUP		MESSAGE PROCESSING OPTIONS
USSMSG	MSG=IST2419I,		MESSAGE ID-
	TEXT='IST2419I VIRTUAL INTERRUPT DRIVEN FOR TRLE %',		-
	ROUTCDE=2,		ROUTING CODE-
	DESC=5,		DESCRIPTOR CODE-
	SUPP=NEVER,		SUPPRESSION CODE-
	OPT=NOBLKSUP		MESSAGE PROCESSING OPTIONS
USSMSG	MSG=IST2420I,		MESSAGE ID-
	TEXT='IST2420I ISM NOT SUPPORTED, REQUIRED HARDWARE NOT		-
	AVAILABLE',		-
	ROUTCDE=2,		ROUTING CODE-
	DESC=5,		DESCRIPTOR CODE-
	SUPP=NEVER,		SUPPRESSION CODE-
	OPT=NOBLKSUP		MESSAGE PROCESSING OPTIONS
USSMSG	MSG=IST2421I,		MESSAGE ID-
	TEXT='IST2421I SMC-D LINK FAILURE ON TRLE % CODE = %(2)' -		-
	,ROUTCDE=2,		ROUTING CODE-
	DESC=5,		DESCRIPTOR CODE-
	SUPP=NEVER,		SUPPRESSION CODE-

```

      OPT=NOBLKSUP                MESSAGE PROCESSING OPTIONS
USSMSG MSG=IST2422I,              MESSAGE ID-
TEXT='IST2422I NO ISM PFIDS DEFINED FOR PNETID %', -
ROUTCDE=2,                       ROUTING CODE-
DESC=5,                           DESCRIPTOR CODE-
SUPP=NEVER,                       SUPPRESSION CODE-
OPT=NOBLKSUP                MESSAGE PROCESSING OPTIONS
USSMSG MSG=IST2423I,              MESSAGE ID-
TEXT='IST2423I NO ISM PFIDS AVAILABLE FOR PNETID %', -
ROUTCDE=2,                       ROUTING CODE-
DESC=5,                           DESCRIPTOR CODE-
SUPP=NEVER,                       SUPPRESSION CODE-
OPT=NOBLKSUP                MESSAGE PROCESSING OPTIONS
USSMSG MSG=IST2424I,              MESSAGE ID-
TEXT='IST2424I 3270 DATA STREAM ERROR - % %(2)', -
ROUTCDE=(8,9),                   ROUTING CODE-
DESC=4,                           DESCRIPTOR CODE-
SUPP=NEVER,                       SUPPRESSION CODE-
OPT=BLKSUP                MESSAGE PROCESSING OPTIONS
USSMSG MSG=IST2425I,              MESSAGE ID-
TEXT='IST2425I % SUBAREA = X'%'(2)'' INDEX = X'%'(3)'' E-
LEMENT = X'%'(4)''', -
ROUTCDE=(8,9),                   ROUTING CODE-
DESC=4,                           DESCRIPTOR CODE-
SUPP=NEVER,                       SUPPRESSION CODE-
OPT=BLKSUP                MESSAGE PROCESSING OPTIONS
USSMSG MSG=IST2426I,              MESSAGE ID-
TEXT='IST2426I IPADDR = %', -
ROUTCDE=(8,9),                   ROUTING CODE-
DESC=4,                           DESCRIPTOR CODE-
SUPP=NEVER,                       SUPPRESSION CODE-
OPT=BLKSUP                MESSAGE PROCESSING OPTIONS
USSMSG MSG=IST2427I,              MESSAGE ID-
TEXT='IST2427I DATE = % TIME = %(2) ID = %(3)', -
ROUTCDE=(8,9),                   ROUTING CODE-
DESC=4,                           DESCRIPTOR CODE-
SUPP=NEVER,                       SUPPRESSION CODE-
OPT=BLKSUP                MESSAGE PROCESSING OPTIONS
USSMSG MSG=IST2428I,              MESSAGE ID-
TEXT='IST2428I ROW = % COLUMN = %(2)', -
ROUTCDE=(8,9),                   ROUTING CODE-
DESC=4,                           DESCRIPTOR CODE-
SUPP=NEVER,                       SUPPRESSION CODE-
OPT=BLKSUP                MESSAGE PROCESSING OPTIONS
USSMSG MSG=IST2429I,              MESSAGE ID-
TEXT='IST2429I OUTBOUND - SEQ = X'%' OFF = %(2) LEN = -
%(3)', -
ROUTCDE=(8,9),                   ROUTING CODE-
DESC=4,                           DESCRIPTOR CODE-
SUPP=NEVER,                       SUPPRESSION CODE-
OPT=BLKSUP                MESSAGE PROCESSING OPTIONS
USSMSG MSG=IST2430I,              MESSAGE ID-
TEXT='IST2430I INBOUND - SEQ = X'%' OFF = %(2) LEN = -
%(3)', -
ROUTCDE=(8,9),                   ROUTING CODE-
DESC=4,                           DESCRIPTOR CODE-
SUPP=NEVER,                       SUPPRESSION CODE-
OPT=BLKSUP                MESSAGE PROCESSING OPTIONS
USSMSG MSG=IST2431I,              MESSAGE ID-
TEXT='IST2431I % %(2) %(3) %(4) *%(5)*', -
ROUTCDE=(8,9),                   ROUTING CODE-
DESC=4,                           DESCRIPTOR CODE-
SUPP=NEVER,                       SUPPRESSION CODE-
OPT=NOBLKSUP                MESSAGE PROCESSING OPTIONS
USSMSG MSG=IST2432I,              MESSAGE ID-
TEXT='IST2432I 3270 ERROR SUMMARY FROM % AT %(2)', -
ROUTCDE=(8,9),                   ROUTING CODE-
DESC=4,                           DESCRIPTOR CODE-
SUPP=NEVER,                       SUPPRESSION CODE-
OPT=BLKSUP                MESSAGE PROCESSING OPTIONS
USSMSG MSG=IST2433I,              MESSAGE ID-
TEXT='IST2433I DSMONITR = YES, DSCOUNT = %, DSACTION = %-
(2)', -
ROUTCDE=2,                       ROUTING CODE-
DESC=5,                           DESCRIPTOR CODE-
SUPP=NEVER,                       SUPPRESSION CODE-
OPT=BLKSUP                MESSAGE PROCESSING OPTIONS
USSMSG MSG=IST2434I,              MESSAGE ID-
TEXT='IST2434I DSTRUST = %', -
ROUTCDE=2,                       ROUTING CODE-
DESC=5,                           DESCRIPTOR CODE-
SUPP=NEVER,                       SUPPRESSION CODE-

```

```

      OPT=BLKSUP                                MESSAGE PROCESSING OPTIONS
USSMSG MSG=IST2435I,                            MESSAGE ID-
TEXT='IST2435I SESSIONS MONITORED = %, ERRORS DETECTED = -
      %(2)',                                     -
      ROUTCDE=2,                                ROUTING CODE-
      DESC=5,                                   DESCRIPTOR CODE-
      SUPP=NEVER,                              SUPPRESSION CODE-
      OPT=BLKSUP                                MESSAGE PROCESSING OPTIONS
USSMSG MSG=IST2436I,                            MESSAGE ID-
TEXT='IST2436I DSMONITR = NO',                 -
      ROUTCDE=2,                                ROUTING CODE-
      DESC=5,                                   DESCRIPTOR CODE-
      SUPP=NEVER,                              SUPPRESSION CODE-
      OPT=BLKSUP                                MESSAGE PROCESSING OPTIONS
USSMSG MSG=IST2437I,                            MESSAGE ID-
TEXT='IST2437I DSMONITR = %, ERRORS DETECTED = %(2)', -
      ROUTCDE=2,                                ROUTING CODE-
      DESC=5,                                   DESCRIPTOR CODE-
      SUPP=NEVER,                              SUPPRESSION CODE-
      OPT=BLKSUP                                MESSAGE PROCESSING OPTIONS
USSMSG MSG=IST2438I,                            MESSAGE ID-
TEXT='IST2438I SESSIONS = % ERRORS = %(2)',     -
      ROUTCDE=(8,9),                           ROUTING CODE-
      DESC=4,                                   DESCRIPTOR CODE-
      SUPP=NEVER,                              SUPPRESSION CODE-
      OPT=BLKSUP                                MESSAGE PROCESSING OPTIONS
USSMSG MSG=IST2439I,                            MESSAGE ID-
TEXT='IST2439I PLU                               SLU          SID -
      ERRORS',                                   -
      ROUTCDE=(8,9),                           ROUTING CODE-
      DESC=4,                                   DESCRIPTOR CODE-
      SUPP=NEVER,                              SUPPRESSION CODE-
      OPT=NOBLKSUP                             MESSAGE PROCESSING OPTIONS
USSMSG MSG=IST2440I,                            MESSAGE ID-
TEXT='IST2440I % %(2) %(3) %(4)',               -
      ROUTCDE=(8,9),                           ROUTING CODE-
      DESC=4,                                   DESCRIPTOR CODE-
      SUPP=NEVER,                              SUPPRESSION CODE-
      OPT=NOBLKSUP                             MESSAGE PROCESSING OPTIONS
USSMSG MSG=IST2441I,                            MESSAGE ID-
TEXT='IST2441I JOBNAME = %   SID = %(2)',        -
      ROUTCDE=(8,9),                           ROUTING CODE-
      DESC=4,                                   DESCRIPTOR CODE-
      SUPP=NEVER,                              SUPPRESSION CODE-
      OPT=BLKSUP                                MESSAGE PROCESSING OPTIONS
USSMSG MSG=IST2444I,                            MESSAGE ID-
TEXT='IST2444I PORTNUM % IGNORED FOR SMC-R PFID %(2), AC-
      TIVATION CONTINUES',                     -
      ROUTCDE=2,                                ROUTING CODE-
      DESC=5,                                   DESCRIPTOR CODE-
      SUPP=NEVER,                              SUPPRESSION CODE-
      OPT=NOBLKSUP                             MESSAGE PROCESSING OPTIONS
USSMSG MSG=IST2445I,                            MESSAGE ID-
TEXT='IST2445I VTAM INTERNAL TRACE CONTROL IS IN FULL MO-
      DE',                                     -
      ROUTCDE=2,                                ROUTING CODE-
      DESC=5,                                   DESCRIPTOR CODE-
      SUPP=NEVER,                              SUPPRESSION CODE-
      OPT=BLKSUP                                MESSAGE PROCESSING OPTIONS
USSMSG MSG=IST2446I,                            MESSAGE ID-
TEXT='IST2446I DISABLING A VIT OPTION IN STDOPTS GROUP W-
      HILE CSDUMP ACTIVE',                     -
      ROUTCDE=2,                                ROUTING CODE-
      DESC=5,                                   DESCRIPTOR CODE-
      SUPP=NEVER,                              SUPPRESSION CODE-
      OPT=NOBLKSUP                             MESSAGE PROCESSING OPTIONS
USSMSG MSG=IST2447I,                            MESSAGE ID-
TEXT='IST2447I ZCX DVIPA CREATION FAILURE FOR SERVER %', -
      ROUTCDE=2,                                ROUTING CODE-
      DESC=5,                                   DESCRIPTOR CODE-
      SUPP=NEVER,                              SUPPRESSION CODE-
      OPT=BLKSUP                                MESSAGE PROCESSING OPTIONS
USSMSG MSG=IST2448I,                            MESSAGE ID-
TEXT='IST2448I DVIPA ADDRESS %',               -
      ROUTCDE=2,                                ROUTING CODE-
      DESC=5,                                   DESCRIPTOR CODE-
      SUPP=NEVER,                              SUPPRESSION CODE-
      OPT=NOBLKSUP                             MESSAGE PROCESSING OPTIONS
USSMSG MSG=IST2449I,                            MESSAGE ID-
TEXT='IST2449I ZCX SERVER SPECIFIED TCP/IP STACK NAME OF-
      %',                                     -
      ROUTCDE=2,                                ROUTING CODE-

```

DESC=5,	DESCRIPTOR CODE-
SUPP=NEVER,	SUPPRESSION CODE-
OPT=BLKSUP	MESSAGE PROCESSING OPTIONS
USSMSG MSG=IST2450I,	MESSAGE ID-
TEXT='IST2450I ZCX SERVER DID NOT SPECIFY A TCP/IP STACK-	-
NAME',	
ROUTCDE=2,	ROUTING CODE-
DESC=5,	DESCRIPTOR CODE-
SUPP=NEVER,	SUPPRESSION CODE-
OPT=NOBLKSUP	MESSAGE PROCESSING OPTIONS
USSMSG MSG=IST2451I,	MESSAGE ID-
TEXT='IST2451I ZCX FOUND NO USABLE TCP/IP STACK FOR DVIP-	-
A CREATION',	
ROUTCDE=2,	ROUTING CODE-
DESC=5,	DESCRIPTOR CODE-
SUPP=NEVER,	SUPPRESSION CODE-
OPT=NOBLKSUP	MESSAGE PROCESSING OPTIONS
USSMSG MSG=IST2452I,	MESSAGE ID-
TEXT='IST2452I ZCX DVIPA CREATION FAILURE - CODE = %',	-
ROUTCDE=2,	ROUTING CODE-
DESC=5,	DESCRIPTOR CODE-
SUPP=NEVER,	SUPPRESSION CODE-
OPT=NOBLKSUP	MESSAGE PROCESSING OPTIONS
USSMSG MSG=IST2453I,	MESSAGE ID-
TEXT='IST2453I ZCX DVIPA CREATION SOCKET FAILURE - TCP/I-	-
P STACK %',	
ROUTCDE=2,	ROUTING CODE-
DESC=5,	DESCRIPTOR CODE-
SUPP=NEVER,	SUPPRESSION CODE-
OPT=BLKSUP	MESSAGE PROCESSING OPTIONS
USSMSG MSG=IST2454I,	MESSAGE ID-
TEXT='IST2454I SOCKET % FAILED - RC = %(2) RSN = %(3)',	-
ROUTCDE=2,	ROUTING CODE-
DESC=5,	DESCRIPTOR CODE-
SUPP=NEVER,	SUPPRESSION CODE-
OPT=BLKSUP	MESSAGE PROCESSING OPTIONS
USSMSG MSG=IST2455E,	MESSAGE ID-
TEXT='IST2455E PACKETS DROPPED FOR %: INBOUND CONGESTION-	-
ON %(2)',	
ROUTCDE=2,	ROUTING CODE-
DESC=11,	DESCRIPTOR CODE-
SUPP=NEVER,	SUPPRESSION CODE-
OPT=BLKSUP	MESSAGE PROCESSING OPTIONS
USSMSG MSG=IST2456I,	MESSAGE ID-
TEXT='IST2456I NUMBER OF DISCARDED INBOUND PACKETS = %-	-
',	
ROUTCDE=2,	ROUTING CODE-
DESC=5,	DESCRIPTOR CODE-
SUPP=NEVER,	SUPPRESSION CODE-
OPT=NOBLKSUP	MESSAGE PROCESSING OPTIONS
USSMSG MSG=IST2457I,	MESSAGE ID-
TEXT='IST2457I OSA DETECTED INBOUND ERRORS ON % QUEUE:',	-
ROUTCDE=2,	ROUTING CODE-
DESC=5,	DESCRIPTOR CODE-
SUPP=NEVER,	SUPPRESSION CODE-
OPT=BLKSUP	MESSAGE PROCESSING OPTIONS
USSMSG MSG=IST2458I,	MESSAGE ID-
TEXT='IST2458I TOTAL INVALID INBOUND PACKETS = %',	-
ROUTCDE=2,	ROUTING CODE-
DESC=5,	DESCRIPTOR CODE-
SUPP=NEVER,	SUPPRESSION CODE-
OPT=NOBLKSUP	MESSAGE PROCESSING OPTIONS
USSMSG MSG=IST2459I,	MESSAGE ID-
TEXT='IST2459I LAST INVALID INBOUND PACKET AT % ON %(2-	-
)',	
ROUTCDE=2,	ROUTING CODE-
DESC=5,	DESCRIPTOR CODE-
SUPP=NEVER,	SUPPRESSION CODE-
OPT=NOBLKSUP	MESSAGE PROCESSING OPTIONS
USSMSG MSG=IST2460I,	MESSAGE ID-
TEXT='IST2460I TOTAL INBOUND SBAL ERRORS = %',	-
ROUTCDE=2,	ROUTING CODE-
DESC=5,	DESCRIPTOR CODE-
SUPP=NEVER,	SUPPRESSION CODE-
OPT=NOBLKSUP	MESSAGE PROCESSING OPTIONS
USSMSG MSG=IST2461I,	MESSAGE ID-
TEXT='IST2461I LAST INBOUND SBAL ERROR AT % ON %(2)',	-
ROUTCDE=2,	ROUTING CODE-
DESC=5,	DESCRIPTOR CODE-
SUPP=NEVER,	SUPPRESSION CODE-
OPT=NOBLKSUP	MESSAGE PROCESSING OPTIONS
USSMSG MSG=IST2462I,	MESSAGE ID-

```

TEXT='IST2462I CONSECUTIVE SBAL ERRORS: LAST = % MAX = -
%(2)',
ROUTCDE=2, ROUTING CODE-
DESC=5, DESCRIPTOR CODE-
SUPP=NEVER, SUPPRESSION CODE-
OPT=NOBLKSUP MESSAGE PROCESSING OPTIONS
USSMSG MSG=IST2463I, MESSAGE ID-
TEXT='IST2463I MAX CONSECUTIVE SBAL ERRORS AT % ON %(2-
)',
ROUTCDE=2, ROUTING CODE-
DESC=5, DESCRIPTOR CODE-
SUPP=NEVER, SUPPRESSION CODE-
OPT=NOBLKSUP MESSAGE PROCESSING OPTIONS
USSMSG MSG=IUT5000I, MESSAGE ID-
TEXT='IUT5000I % STILL ACTIVE: VTAM TERMINATION WAITING -
FOR %(2)',
ROUTCDE=2, ROUTING CODE-
DESC=4, DESCRIPTOR CODE-
SUPP=NEVER, SUPPRESSION CODE-
OPT=BLKSUP MESSAGE PROCESSING OPTIONS
USSMSG MSG=IUT5001I, MESSAGE ID-
TEXT='IUT5001I VTAM MPC CONNECTION MANAGER PROCESSING TE-
RMINATED',
ROUTCDE=2, ROUTING CODE-
DESC=6, DESCRIPTOR CODE-
SUPP=NEVER, SUPPRESSION CODE-
OPT=BLKSUP MESSAGE PROCESSING OPTIONS
USSMSG MSG=IUT5002I, MESSAGE ID-
TEXT='IUT5002I TASK FOR ULPID % USING TRLE %(2) TERMINAT-
ING',
ROUTCDE=2, ROUTING CODE-
DESC=4, DESCRIPTOR CODE-
SUPP=NEVER, SUPPRESSION CODE-
OPT=BLKSUP MESSAGE PROCESSING OPTIONS
USSMSG MSG=IVT5501I, MESSAGE ID-
TEXT='IVT5501I CSM PARMLIB MEMBER % NOT FOUND - DEFAULT -
VALUES USED',
ROUTCDE=2, ROUTING CODE-
DESC=5, DESCRIPTOR CODE-
SUPP=NEVER, SUPPRESSION CODE-
OPT=NOBLKSUP MESSAGE PROCESSING OPTIONS
USSMSG MSG=IVT5502I, MESSAGE ID-
TEXT='IVT5502I READ ERROR ON PARMLIB MEMBER % - DEFAULT -
VALUES USED',
ROUTCDE=2, ROUTING CODE-
DESC=5, DESCRIPTOR CODE-
SUPP=NEVER, SUPPRESSION CODE-
OPT=NOBLKSUP MESSAGE PROCESSING OPTIONS
USSMSG MSG=IVT5503I, MESSAGE ID-
TEXT='IVT5503I CSM PARMLIB PARAMETER NOT VALID - %',
ROUTCDE=2, ROUTING CODE-
DESC=5, DESCRIPTOR CODE-
SUPP=NEVER, SUPPRESSION CODE-
OPT=NOBLKSUP MESSAGE PROCESSING OPTIONS
USSMSG MSG=IVT5504I, MESSAGE ID-
TEXT='IVT5504I ABEND % OCCURRED IN %(2) - SDUMP HAS BEEN-
ISSUED',
ROUTCDE=2, ROUTING CODE-
DESC=5, DESCRIPTOR CODE-
SUPP=NEVER, SUPPRESSION CODE-
OPT=NOBLKSUP MESSAGE PROCESSING OPTIONS
USSMSG MSG=IVT5505I, MESSAGE ID-
TEXT='IVT5505I CSM SDUMP FAILED WITH RETURN CODE % REASO-
N X'%'(2)''',
ROUTCDE=2, ROUTING CODE-
DESC=5, DESCRIPTOR CODE-
SUPP=NEVER, SUPPRESSION CODE-
OPT=NOBLKSUP MESSAGE PROCESSING OPTIONS
USSMSG MSG=IVT5506I, MESSAGE ID-
TEXT='IVT5506I % STORAGE ALLOCATION FAILED IN CSM',
ROUTCDE=2, ROUTING CODE-
DESC=5, DESCRIPTOR CODE-
SUPP=NEVER, SUPPRESSION CODE-
OPT=NOBLKSUP MESSAGE PROCESSING OPTIONS
USSMSG MSG=IVT5507I, MESSAGE ID-
TEXT='IVT5507I CSM PARMLIB INFORMATION FOUND IN MEMBER %-
',
ROUTCDE=2, ROUTING CODE-
DESC=5, DESCRIPTOR CODE-
SUPP=NEVER, SUPPRESSION CODE-
OPT=NOBLKSUP MESSAGE PROCESSING OPTIONS
USSMSG MSG=IVT5508I, MESSAGE ID-

```



```

TEXT='IVT5508I DISPLAY ACCEPTED',
ROUTCDE=8,
DESC=5,
SUPP=NEVER,
OPT=NOBLKSUP
USSMSG MSG=IVT5510I,
TEXT='IVT5510I MODIFY ACCEPTED',
ROUTCDE=8,
DESC=5,
SUPP=NEVER,
OPT=NOBLKSUP
USSMSG MSG=IVT5511I,
TEXT='IVT5511I % CSM COMMAND SYNTAX NOT VALID',
ROUTCDE=2,
DESC=5,
SUPP=NEVER,
OPT=NOBLKSUP
USSMSG MSG=IVT5512I,
TEXT='IVT5512I FIXED PARAMETER VALUE NOT VALID',
ROUTCDE=2,
DESC=5,
SUPP=NEVER,
OPT=NOBLKSUP
USSMSG MSG=IVT5513I,
TEXT='IVT5513I ECSA PARAMETER VALUE NOT VALID',
ROUTCDE=2,
DESC=5,
SUPP=NEVER,
OPT=NOBLKSUP
USSMSG MSG=IVT5516I,
TEXT='IVT5516I ERROR OBTAINING CSM PARMLIB INFORMATION --
LIMITS UNCHANGED',
ROUTCDE=2,
DESC=5,
SUPP=NEVER,
OPT=NOBLKSUP
USSMSG MSG=IVT5517I,
TEXT='IVT5517I CSM LIMITS PRIOR TO MODIFY CSM PROCESSING:
:',
ROUTCDE=2,
DESC=5,
SUPP=NEVER,
OPT=NOBLKSUP
USSMSG MSG=IVT5518I,
TEXT='IVT5518I CSM LIMITS AFTER MODIFY CSM PROCESSING:',
ROUTCDE=2,
DESC=5,
SUPP=NEVER,
OPT=NOBLKSUP
USSMSG MSG=IVT5519I,
TEXT='IVT5519I ECSA MAXIMUM = % - FIXED MAXIMUM = %(-
2)',
ROUTCDE=2,
DESC=5,
SUPP=NEVER,
OPT=NOBLKSUP
USSMSG MSG=IVT5520I,
TEXT='IVT5520I OWNERID VALUE NOT VALID',
ROUTCDE=2,
DESC=5,
SUPP=NEVER,
OPT=NOBLKSUP
USSMSG MSG=IVT5521I,
TEXT='IVT5521I NO CSM STORAGE IS CURRENTLY ALLOCATED TO
OWNERID %',
ROUTCDE=2,
DESC=5,
SUPP=NEVER,
OPT=NOBLKSUP
USSMSG MSG=IVT5529I,
TEXT='IVT5529I PROCESSING DISPLAY CSM COMMAND - OWNERID
NOT SPECIFIED',
ROUTCDE=2,
DESC=5,
SUPP=NEVER,
OPT=NOBLKSUP
USSMSG MSG=IVT5530I,
TEXT='IVT5530I BUFFER BUFFER',
ROUTCDE=2,
DESC=5,
SUPP=NEVER,
OPT=NOBLKSUP

```

```

USSMSG MSG=IVT5531I, MESSAGE ID-
TEXT='IVT5531I SIZE SOURCE INUSE F-
REE TOTAL', -
ROUTCDE=2, ROUTING CODE-
DESC=5, DESCRIPTOR CODE-
SUPP=NEVER, SUPPRESSION CODE-
OPT=NOBLKSUP MESSAGE PROCESSING OPTIONS
USSMSG MSG=IVT5532I, MESSAGE ID-
TEXT='IVT5532I', -
ROUTCDE=2, ROUTING CODE-
DESC=5, DESCRIPTOR CODE-
SUPP=NEVER, SUPPRESSION CODE-
OPT=NOBLKSUP MESSAGE PROCESSING OPTIONS
USSMSG MSG=IVT5533I, MESSAGE ID-
TEXT='IVT5533I % (2) (3) (4) (5)', -
ROUTCDE=2, ROUTING CODE-
DESC=5, DESCRIPTOR CODE-
SUPP=NEVER, SUPPRESSION CODE-
OPT=NOBLKSUP MESSAGE PROCESSING OPTIONS
USSMSG MSG=IVT5534I, MESSAGE ID-
TEXT='IVT5534I % (2) POOL DOES NOT EXIST', -
ROUTCDE=2, ROUTING CODE-
DESC=5, DESCRIPTOR CODE-
SUPP=NEVER, SUPPRESSION CODE-
OPT=NOBLKSUP MESSAGE PROCESSING OPTIONS
USSMSG MSG=IVT5535I, MESSAGE ID-
TEXT='IVT5535I TOTAL % (2) (3) (4)', -
ROUTCDE=2, ROUTING CODE-
DESC=5, DESCRIPTOR CODE-
SUPP=NEVER, SUPPRESSION CODE-
OPT=NOBLKSUP MESSAGE PROCESSING OPTIONS
USSMSG MSG=IVT5536I, MESSAGE ID-
TEXT='IVT5536I TOTAL ALL SOURCES % (2) (3)', -
ROUTCDE=2, ROUTING CODE-
DESC=5, DESCRIPTOR CODE-
SUPP=NEVER, SUPPRESSION CODE-
OPT=NOBLKSUP MESSAGE PROCESSING OPTIONS
USSMSG MSG=IVT5538I, MESSAGE ID-
TEXT='IVT5538I FIXED MAXIMUM = % FIXED CURRENT = (2)-
', -
ROUTCDE=2, ROUTING CODE-
DESC=5, DESCRIPTOR CODE-
SUPP=NEVER, SUPPRESSION CODE-
OPT=NOBLKSUP MESSAGE PROCESSING OPTIONS
USSMSG MSG=IVT5539I, MESSAGE ID-
TEXT='IVT5539I ECSA MAXIMUM = % ECSA CURRENT = (2)-
', -
ROUTCDE=2, ROUTING CODE-
DESC=5, DESCRIPTOR CODE-
SUPP=NEVER, SUPPRESSION CODE-
OPT=NOBLKSUP MESSAGE PROCESSING OPTIONS
USSMSG MSG=IVT5541I, MESSAGE ID-
TEXT='IVT5541I % MAXIMUM USED = (2) SINCE LAST DISPLAY -
CSM', -
ROUTCDE=2, ROUTING CODE-
DESC=5, DESCRIPTOR CODE-
SUPP=NEVER, SUPPRESSION CODE-
OPT=NOBLKSUP MESSAGE PROCESSING OPTIONS
USSMSG MSG=IVT5549I, MESSAGE ID-
TEXT='IVT5549I PROCESSING DISPLAY CSM COMMAND - OWNERID -
SPECIFIED', -
ROUTCDE=2, ROUTING CODE-
DESC=5, DESCRIPTOR CODE-
SUPP=NEVER, SUPPRESSION CODE-
OPT=NOBLKSUP MESSAGE PROCESSING OPTIONS
USSMSG MSG=IVT5551I, MESSAGE ID-
TEXT='IVT5551I SIZE SOURCE STORAGE ALLOCAT-
ED TO OWNER', -
ROUTCDE=2, ROUTING CODE-
DESC=5, DESCRIPTOR CODE-
SUPP=NEVER, SUPPRESSION CODE-
OPT=NOBLKSUP MESSAGE PROCESSING OPTIONS
USSMSG MSG=IVT5553I, MESSAGE ID-
TEXT='IVT5553I % (2) (3)', -
ROUTCDE=2, ROUTING CODE-
DESC=5, DESCRIPTOR CODE-
SUPP=NEVER, SUPPRESSION CODE-
OPT=NOBLKSUP MESSAGE PROCESSING OPTIONS
USSMSG MSG=IVT5554I, MESSAGE ID-
TEXT='IVT5554I TOTAL % (2)', -
ROUTCDE=2, ROUTING CODE-

```

DESC=5,	DESCRIPTOR CODE-
SUPP=NEVER,	SUPPRESSION CODE-
OPT=NOBLKSUP	MESSAGE PROCESSING OPTIONS
USSMSG MSG=IVT5556I,	MESSAGE ID-
TEXT='IVT5556I TOTAL FOR OWNERID	%,
ROUTCDE=2,	ROUTING CODE-
DESC=5,	DESCRIPTOR CODE-
SUPP=NEVER,	SUPPRESSION CODE-
OPT=NOBLKSUP	MESSAGE PROCESSING OPTIONS
USSMSG MSG=IVT5557I,	MESSAGE ID-
TEXT='IVT5557I OWNERID: ASID = % JOBNAME = %(2)',	,
ROUTCDE=2,	ROUTING CODE-
DESC=5,	DESCRIPTOR CODE-
SUPP=NEVER,	SUPPRESSION CODE-
OPT=NOBLKSUP	MESSAGE PROCESSING OPTIONS
USSMSG MSG=IVT5558I,	MESSAGE ID-
TEXT='IVT5558I % %(2) UNABLE TO DETERMINE BUFFER VALUES-	,
,	
ROUTCDE=2,	ROUTING CODE-
DESC=5,	DESCRIPTOR CODE-
SUPP=NEVER,	SUPPRESSION CODE-
OPT=NOBLKSUP	MESSAGE PROCESSING OPTIONS
USSMSG MSG=IVT5559I,	MESSAGE ID-
TEXT='IVT5559I CSM DATA SPACE % NAME: %(2)',	,
ROUTCDE=2,	ROUTING CODE-
DESC=5,	DESCRIPTOR CODE-
SUPP=NEVER,	SUPPRESSION CODE-
OPT=NOBLKSUP	MESSAGE PROCESSING OPTIONS
USSMSG MSG=IVT5560I,	MESSAGE ID-
TEXT='IVT5560I CSM ECSA STORAGE LIMIT EXCEEDED',	,
ROUTCDE=2,	ROUTING CODE-
DESC=5,	DESCRIPTOR CODE-
SUPP=NEVER,	SUPPRESSION CODE-
OPT=NOBLKSUP	MESSAGE PROCESSING OPTIONS
USSMSG MSG=IVT5561I,	MESSAGE ID-
TEXT='IVT5561I CSM FIXED STORAGE LIMIT EXCEEDED',	,
ROUTCDE=2,	ROUTING CODE-
DESC=5,	DESCRIPTOR CODE-
SUPP=NEVER,	SUPPRESSION CODE-
OPT=NOBLKSUP	MESSAGE PROCESSING OPTIONS
USSMSG MSG=IVT5562I,	MESSAGE ID-
TEXT='IVT5562I CSM ECSA STORAGE AT CRITICAL LEVEL',	,
ROUTCDE=2,	ROUTING CODE-
DESC=5,	DESCRIPTOR CODE-
SUPP=NEVER,	SUPPRESSION CODE-
OPT=NOBLKSUP	MESSAGE PROCESSING OPTIONS
USSMSG MSG=IVT5563I,	MESSAGE ID-
TEXT='IVT5563I CSM FIXED STORAGE AT CRITICAL LEVEL',	,
ROUTCDE=2,	ROUTING CODE-
DESC=5,	DESCRIPTOR CODE-
SUPP=NEVER,	SUPPRESSION CODE-
OPT=NOBLKSUP	MESSAGE PROCESSING OPTIONS
USSMSG MSG=IVT5564I,	MESSAGE ID-
TEXT='IVT5564I CSM ECSA STORAGE SHORTAGE RELIEVED',	,
ROUTCDE=2,	ROUTING CODE-
DESC=5,	DESCRIPTOR CODE-
SUPP=NEVER,	SUPPRESSION CODE-
OPT=NOBLKSUP	MESSAGE PROCESSING OPTIONS
USSMSG MSG=IVT5565I,	MESSAGE ID-
TEXT='IVT5565I CSM FIXED STORAGE SHORTAGE RELIEVED',	,
ROUTCDE=2,	ROUTING CODE-
DESC=5,	DESCRIPTOR CODE-
SUPP=NEVER,	SUPPRESSION CODE-
OPT=NOBLKSUP	MESSAGE PROCESSING OPTIONS
USSMSG MSG=IVT5566I,	MESSAGE ID-
TEXT='IVT5566I CSM MONITOR IS ACTIVE',	,
ROUTCDE=2,	ROUTING CODE-
DESC=5,	DESCRIPTOR CODE-
SUPP=NEVER,	SUPPRESSION CODE-
OPT=NOBLKSUP	MESSAGE PROCESSING OPTIONS
USSMSG MSG=IVT5567I,	MESSAGE ID-
TEXT='IVT5567I CSM MONITOR IS NOT ACTIVE',	,
ROUTCDE=2,	ROUTING CODE-
DESC=5,	DESCRIPTOR CODE-
SUPP=NEVER,	SUPPRESSION CODE-
OPT=NOBLKSUP	MESSAGE PROCESSING OPTIONS
USSMSG MSG=IVT5568I,	MESSAGE ID-
TEXT='IVT5568I MONITOR PARAMETER VALUE IS NOT VALID',	,
ROUTCDE=2,	ROUTING CODE-
DESC=5,	DESCRIPTOR CODE-
SUPP=NEVER,	SUPPRESSION CODE-
OPT=NOBLKSUP	MESSAGE PROCESSING OPTIONS

```

USSMSG MSG=IVT5569I, MESSAGE ID-
TEXT='IVT5569I CSM MONITOR IS DYNAMIC AND CURRENTLY ACTI-
VE', -
ROUTCDE=2, ROUTING CODE-
DESC=5, DESCRIPTOR CODE-
SUPP=NEVER, SUPPRESSION CODE-
OPT=NOBLKSUP MESSAGE PROCESSING OPTIONS
USSMSG MSG=IVT5570I, MESSAGE ID-
TEXT='IVT5570I CSM MONITOR IS DYNAMIC AND CURRENTLY NOT -
ACTIVE', -
ROUTCDE=2, ROUTING CODE-
DESC=5, DESCRIPTOR CODE-
SUPP=NEVER, SUPPRESSION CODE-
OPT=NOBLKSUP MESSAGE PROCESSING OPTIONS
USSMSG MSG=IVT5571I, MESSAGE ID-
TEXT='IVT5571I MONITOR PARAMETER IS NOT VALID WITH %', -
ROUTCDE=2, ROUTING CODE-
DESC=5, DESCRIPTOR CODE-
SUPP=NEVER, SUPPRESSION CODE-
OPT=BLKSUP MESSAGE PROCESSING OPTIONS
USSMSG MSG=IVT5572I, MESSAGE ID-
TEXT='IVT5572I PROCESSING DISPLAY CSMUSE COMMAND - OWNER-
ID NOT SPECIFIED', -
ROUTCDE=2, ROUTING CODE-
DESC=5, DESCRIPTOR CODE-
SUPP=NEVER, SUPPRESSION CODE-
OPT=NOBLKSUP MESSAGE PROCESSING OPTIONS
USSMSG MSG=IVT5573I, MESSAGE ID-
TEXT='IVT5573I PROCESSING DISPLAY CSMUSE COMMAND - OWNER-
ID SPECIFIED', -
ROUTCDE=2, ROUTING CODE-
DESC=5, DESCRIPTOR CODE-
SUPP=NEVER, SUPPRESSION CODE-
OPT=NOBLKSUP MESSAGE PROCESSING OPTIONS
USSMSG MSG=IVT5574I, MESSAGE ID-
TEXT='IVT5574I PROCESSING DISPLAY CSMUSE COMMAND - POOL -
SPECIFIED', -
ROUTCDE=2, ROUTING CODE-
DESC=5, DESCRIPTOR CODE-
SUPP=NEVER, SUPPRESSION CODE-
OPT=NOBLKSUP MESSAGE PROCESSING OPTIONS
USSMSG MSG=IVT5575I, MESSAGE ID-
TEXT='IVT5575I USAGE SUMMARY - % POOL TOTAL (ALL USERS) -
= %(2)', -
ROUTCDE=2, ROUTING CODE-
DESC=5, DESCRIPTOR CODE-
SUPP=NEVER, SUPPRESSION CODE-
OPT=NOBLKSUP MESSAGE PROCESSING OPTIONS
USSMSG MSG=IVT5576I, MESSAGE ID-
TEXT='IVT5576I AMOUNT MONITOR ID OWNERID JOBNA-
ME', -
ROUTCDE=2, ROUTING CODE-
DESC=5, DESCRIPTOR CODE-
SUPP=NEVER, SUPPRESSION CODE-
OPT=NOBLKSUP MESSAGE PROCESSING OPTIONS
USSMSG MSG=IVT5577I, MESSAGE ID-
TEXT='IVT5577I % %(2) %(3) %(4)', -
ROUTCDE=2, ROUTING CODE-
DESC=5, DESCRIPTOR CODE-
SUPP=NEVER, SUPPRESSION CODE-
OPT=NOBLKSUP MESSAGE PROCESSING OPTIONS
USSMSG MSG=IVT5578I, MESSAGE ID-
TEXT='IVT5578I DISPLAY TOTAL FOR % POOL %(2) USERS) -
= %(3)', -
ROUTCDE=2, ROUTING CODE-
DESC=5, DESCRIPTOR CODE-
SUPP=NEVER, SUPPRESSION CODE-
OPT=NOBLKSUP MESSAGE PROCESSING OPTIONS
USSMSG MSG=IVT5579I, MESSAGE ID-
TEXT='IVT5579I BUFFER USE FOR % : USECNT USERDATA M-
ONITOR HISTORY', -
ROUTCDE=2, ROUTING CODE-
DESC=5, DESCRIPTOR CODE-
SUPP=NEVER, SUPPRESSION CODE-
OPT=NOBLKSUP MESSAGE PROCESSING OPTIONS
USSMSG MSG=IVT5580I, MESSAGE ID-
TEXT='IVT5580I % %(2) %(3)', -
ROUTCDE=2, ROUTING CODE-
DESC=5, DESCRIPTOR CODE-
SUPP=NEVER, SUPPRESSION CODE-
OPT=NOBLKSUP MESSAGE PROCESSING OPTIONS
USSMSG MSG=IVT5581I, MESSAGE ID-

```

```

TEXT='IVT5581I POOL NAME NOT VALID', -
ROUTCDE=2, ROUTING CODE-
DESC=5, DESCRIPTOR CODE-
SUPP=NEVER, SUPPRESSION CODE-
OPT=NOBLKSUP MESSAGE PROCESSING OPTIONS
USSMSG MSG=IVT5582I, MESSAGE ID-
TEXT='IVT5582I DISPLAY CSMUSE COMMAND SYNTAX NOT VALID', -
ROUTCDE=2, ROUTING CODE-
DESC=5, DESCRIPTOR CODE-
SUPP=NEVER, SUPPRESSION CODE-
OPT=NOBLKSUP MESSAGE PROCESSING OPTIONS
USSMSG MSG=IVT5583I, MESSAGE ID-
TEXT='IVT5583I NO CSM STORAGE IS CURRENTLY IN USE FOR PO-
OL %', -
ROUTCDE=2, ROUTING CODE-
DESC=5, DESCRIPTOR CODE-
SUPP=NEVER, SUPPRESSION CODE-
OPT=NOBLKSUP MESSAGE PROCESSING OPTIONS
USSMSG MSG=IVT5584I, MESSAGE ID-
TEXT='IVT5584I USAGE DETAILS - % POOL - POOL TOTAL = %(2-
)', -
ROUTCDE=2, ROUTING CODE-
DESC=5, DESCRIPTOR CODE-
SUPP=NEVER, SUPPRESSION CODE-
OPT=NOBLKSUP MESSAGE PROCESSING OPTIONS
USSMSG MSG=IVT5585I, MESSAGE ID-
TEXT='IVT5585I DETAIL TOTAL FOR % POOL = %(2)', -
ROUTCDE=2, ROUTING CODE-
DESC=5, DESCRIPTOR CODE-
SUPP=NEVER, SUPPRESSION CODE-
OPT=NOBLKSUP MESSAGE PROCESSING OPTIONS
USSMSG MSG=IVT5586I, MESSAGE ID-
TEXT='IVT5586I DISPLAY CSMUSE SYNTAX NOT VALID - DUPLICA-
TE OPERAND', -
ROUTCDE=2, ROUTING CODE-
DESC=5, DESCRIPTOR CODE-
SUPP=NEVER, SUPPRESSION CODE-
OPT=NOBLKSUP MESSAGE PROCESSING OPTIONS
USSMSG MSG=IVT5587I, MESSAGE ID-
TEXT='IVT5587I % NOT VALID ON DISPLAY CSMUSE COMMAND', -
ROUTCDE=2, ROUTING CODE-
DESC=5, DESCRIPTOR CODE-
SUPP=NEVER, SUPPRESSION CODE-
OPT=NOBLKSUP MESSAGE PROCESSING OPTIONS
USSMSG MSG=IVT5588I, MESSAGE ID-
TEXT='IVT5588I NO CSM STORAGE IS CURRENTLY IN USE FOR AN-
Y USERS', -
ROUTCDE=2, ROUTING CODE-
DESC=5, DESCRIPTOR CODE-
SUPP=NEVER, SUPPRESSION CODE-
OPT=NOBLKSUP MESSAGE PROCESSING OPTIONS
USSMSG MSG=IVT5589I, MESSAGE ID-
TEXT='IVT5589I DISPLAY TOTAL FOR % POOL FOR THIS OWNERID-
= %(2)', -
ROUTCDE=2, ROUTING CODE-
DESC=5, DESCRIPTOR CODE-
SUPP=NEVER, SUPPRESSION CODE-
OPT=NOBLKSUP MESSAGE PROCESSING OPTIONS
USSMSG MSG=IVT5590I, MESSAGE ID-
TEXT='IVT5590I MAX ECSA VALUE ADJUSTED TO 90 PERCENT OF -
SYSTEM ECSA', -
ROUTCDE=2, ROUTING CODE-
DESC=6, DESCRIPTOR CODE-
SUPP=WARN, SUPPRESSION CODE-
OPT=NOBLKSUP MESSAGE PROCESSING OPTIONS
USSMSG MSG=IVT5591I, MESSAGE ID-
TEXT='IVT5591I CSM ECSA STORAGE AT CONSTRAINED LEVEL', -
ROUTCDE=2, ROUTING CODE-
DESC=6, DESCRIPTOR CODE-
SUPP=WARN, SUPPRESSION CODE-
OPT=NOBLKSUP MESSAGE PROCESSING OPTIONS
USSMSG MSG=IVT5592I, MESSAGE ID-
TEXT='IVT5592I CSM FIXED STORAGE AT CONSTRAINED LEVEL', -
ROUTCDE=2, ROUTING CODE-
DESC=6, DESCRIPTOR CODE-
SUPP=WARN, SUPPRESSION CODE-
OPT=NOBLKSUP MESSAGE PROCESSING OPTIONS
USSMSG MSG=IVT5593I, MESSAGE ID-
TEXT='IVT5593I CSM CREATED AN ADDITIONAL DATA SPACE %', -
ROUTCDE=2, ROUTING CODE-
DESC=6, DESCRIPTOR CODE-
SUPP=NEVER, SUPPRESSION CODE-

```

```

      OPT=BLKSUP                      MESSAGE PROCESSING OPTIONS
USSMSG MSG=IVT5594I,                MESSAGE ID-
      TEXT='IVT5594I % MAXIMUM USED = %(2) SINCE IPL', -
      ROUTCDE=2,                     ROUTING CODE-
      DESC=5,                        DESCRIPTOR CODE-
      SUPP=NEVER,                    SUPPRESSION CODE-
      OPT=NOBLKSUP                   MESSAGE PROCESSING OPTIONS
USSMSG MSG=IVT5595I,                MESSAGE ID-
      TEXT='IVT5595I HVCOMM MAXIMUM = %', -
      ROUTCDE=2,                     ROUTING CODE-
      DESC=5,                        DESCRIPTOR CODE-
      SUPP=NEVER,                    SUPPRESSION CODE-
      OPT=NOBLKSUP                   MESSAGE PROCESSING OPTIONS
USSMSG MSG=IVT5596I,                MESSAGE ID-
      TEXT='IVT5596I HVCOMM PARAMETER VALUE NOT VALID', -
      ROUTCDE=2,                     ROUTING CODE-
      DESC=5,                        DESCRIPTOR CODE-
      SUPP=NEVER,                    SUPPRESSION CODE-
      OPT=NOBLKSUP                   MESSAGE PROCESSING OPTIONS
USSMSG MSG=IVT5598I,                MESSAGE ID-
      TEXT='IVT5598I CSM HVCOMM STORAGE LIMIT EXCEEDED', -
      ROUTCDE=2,                     ROUTING CODE-
      DESC=5,                        DESCRIPTOR CODE-
      SUPP=NEVER,                    SUPPRESSION CODE-
      OPT=NOBLKSUP                   MESSAGE PROCESSING OPTIONS
USSMSG MSG=IVT5599I,                MESSAGE ID-
      TEXT='IVT5599I END', -
      ROUTCDE=2,                     ROUTING CODE-
      DESC=5,                        DESCRIPTOR CODE-
      SUPP=NEVER,                    SUPPRESSION CODE-
      OPT=NOBLKSUP                   MESSAGE PROCESSING OPTIONS
USSMSG MSG=IVT5600I,                MESSAGE ID-
      TEXT='IVT5600I PROBE % ATTEMPTED - FFST NOT AVAILABLE', -
      ROUTCDE=5,                     ROUTING CODE-
      DESC=2,                        DESCRIPTOR CODE-
      SUPP=WARN,                     SUPPRESSION CODE-
      OPT=NOBLKSUP                   MESSAGE PROCESSING OPTIONS
USSMSG MSG=IVT5603I,                MESSAGE ID-
      TEXT='IVT5603I % HVCOMM STORAGE ALLOCATION FAILED IN CSM-
      , -
      ROUTCDE=2,                     ROUTING CODE-
      DESC=5,                        DESCRIPTOR CODE-
      SUPP=NEVER,                    SUPPRESSION CODE-
      OPT=BLKSUP                      MESSAGE PROCESSING OPTIONS
USSMSG MSG=IVT5604I,                MESSAGE ID-
      TEXT='IVT5604I HVCOMM MAXIMUM = % HVCOMM CURRENT = %(2)-
      , -
      ROUTCDE=2,                     ROUTING CODE-
      DESC=5,                        DESCRIPTOR CODE-
      SUPP=NEVER,                    SUPPRESSION CODE-
      OPT=NOBLKSUP                   MESSAGE PROCESSING OPTIONS
USSMSG MSG=IVT5605I,                MESSAGE ID-
      TEXT='IVT5605I CSM HVCOMM STORAGE AT CRITICAL LEVEL', -
      ROUTCDE=2,                     ROUTING CODE-
      DESC=6,                        DESCRIPTOR CODE-
      SUPP=NEVER,                    SUPPRESSION CODE-
      OPT=NOBLKSUP                   MESSAGE PROCESSING OPTIONS
USSMSG MSG=IVT5606I,                MESSAGE ID-
      TEXT='IVT5606I CSM HVCOMM STORAGE SHORTAGE RELIEVED', -
      ROUTCDE=2,                     ROUTING CODE-
      DESC=6,                        DESCRIPTOR CODE-
      SUPP=NEVER,                    SUPPRESSION CODE-
      OPT=NOBLKSUP                   MESSAGE PROCESSING OPTIONS
USSMSG MSG=IVT5607I,                MESSAGE ID-
      TEXT='IVT5607I CSM HVCOMM STORAGE AT CONSTRAINED LEVEL', -
      ROUTCDE=2,                     ROUTING CODE-
      DESC=6,                        DESCRIPTOR CODE-
      SUPP=NEVER,                    SUPPRESSION CODE-
      OPT=NOBLKSUP                   MESSAGE PROCESSING OPTIONS
USSEND
* END OF ISTINCNO USS DEFINITION TABLE
END

```

APPN Class of Service (CoS) definitions (COSAPPN)

Three sets of IBM-supplied APPN Class of Service definitions are available:

- COSAPPN

- ISTACST2
- ISTACST3

COSAPPN

CPSVCMG	APPNCOS	PRIORITY=NETWORK	transmission priority	
	LINEROW	WEIGHT=30,	line row weight	*
		NUMBER=1,	line row number	*
		UPARM1=(0,255),	user defined char 1	*
		UPARM2=(0,255),	user defined char 2	*
		UPARM3=(0,255),	user defined char 3	*
		CAPACITY=(4M,MAXIMUM),	line speed	*
		COSTTIME=(0,0),	cost per connect time	*
		COSTBYTE=(0,0),	cost per byte transmitted	*
		PDELAY=(MINIMUM,NEGLIGIB),	propagation delay	*
		SECURITY=(UNSECURE,MAXIMUM)	security level for TG	
	NODEROW	NUMBER=1,	node row number	*
		WEIGHT=5,	node row weight	*
		CONGEST=(LOW,LOW),	congestion	*
		ROUTERES=(0,31)	route addition resistance	
	LINEROW	WEIGHT=60,	line row weight	*
		NUMBER=2,	line row number	*
		UPARM1=(0,255),	user defined char 1	*
		UPARM2=(0,255),	user defined char 2	*
		UPARM3=(0,255),	user defined char 3	*
		CAPACITY=(56000,MAXIMUM),	line speed	*
		COSTTIME=(0,0),	cost per connect time	*
		COSTBYTE=(0,0),	cost per byte transmitted	*
		PDELAY=(MINIMUM,TERRESTR),	propagation delay	*
		SECURITY=(UNSECURE,MAXIMUM)	security level for TG	
	NODEROW	NUMBER=2,	node row number	*
		WEIGHT=10,	node row weight	*
		CONGEST=(LOW,LOW),	congestion	*
		ROUTERES=(0,63)	route addition resistance	
	LINEROW	WEIGHT=90,	line row weight	*
		NUMBER=3,	line row number	*
		UPARM1=(0,255),	user defined char 1	*
		UPARM2=(0,255),	user defined char 2	*
		UPARM3=(0,255),	user defined char 3	*
		CAPACITY=(19200,MAXIMUM),	line speed	*
		COSTTIME=(0,0),	cost per connect time	*
		COSTBYTE=(0,0),	cost per byte transmitted	*
		PDELAY=(MINIMUM,TERRESTR),	propagation delay	*
		SECURITY=(UNSECURE,MAXIMUM)	security level for TG	
	NODEROW	NUMBER=3,	node row number	*
		WEIGHT=20,	node row weight	*
		CONGEST=(LOW,LOW),	congestion	*
		ROUTERES=(0,95)	route addition resistance	
	LINEROW	WEIGHT=120,	line row weight	*
		NUMBER=4,	line row number	*
		UPARM1=(0,255),	user defined char 1	*
		UPARM2=(0,255),	user defined char 2	*
		UPARM3=(0,255),	user defined char 3	*
		CAPACITY=(9600,MAXIMUM),	line speed	*
		COSTTIME=(0,0),	cost per connect time	*
		COSTBYTE=(0,0),	cost per byte transmitted	*
		PDELAY=(MINIMUM,TERRESTR),	propagation delay	*
		SECURITY=(UNSECURE,MAXIMUM)	security level for TG	
	NODEROW	NUMBER=4,	node row number	*
		WEIGHT=40,	node row weight	*
		CONGEST=(LOW,LOW),	congestion	*
		ROUTERES=(0,127)	route addition resistance	
	LINEROW	WEIGHT=150,	line row weight	*
		NUMBER=5,	line row number	*
		UPARM1=(0,255),	user defined char 1	*
		UPARM2=(0,255),	user defined char 2	*
		UPARM3=(0,255),	user defined char 3	*
		CAPACITY=(19200,MAXIMUM),	line speed	*
		COSTTIME=(0,0),	cost per connect time	*
		COSTBYTE=(0,0),	cost per byte transmitted	*
		PDELAY=(MINIMUM,PACKET),	propagation delay	*
		SECURITY=(UNSECURE,MAXIMUM)	security level for TG	
	NODEROW	NUMBER=5,	node row number	*
		WEIGHT=60,	node row weight	*
		CONGEST=(LOW,LOW),	congestion	*
		ROUTERES=(0,159)	route addition resistance	
	LINEROW	WEIGHT=180,	line row weight	*
		NUMBER=6,	line row number	*

UPARM1=(0,255),	user defined char 1	*
UPARM2=(0,255),	user defined char 2	*
UPARM3=(0,255),	user defined char 3	*
CAPACITY=(9600,MAXIMUM),	line speed	*
COSTTIME=(0,128),	cost per connect time	*
COSTBYTE=(0,128),	cost per byte transmitted	*
PDELAY=(MINIMUM,PACKET),	propagation delay	*
SECURITY=(UNSECURE,MAXIMUM)	security level for TG	
NODEROW NUMBER=6,	node row number	*
WEIGHT=80,	node row weight	*
CONGEST=(LOW,LOW),	congestion	*
ROUTERES=(0,191)	route addition resistance	
LINEROW WEIGHT=210,	line row weight	*
NUMBER=7,	line row number	*
UPARM1=(0,255),	user defined char 1	*
UPARM2=(0,255),	user defined char 2	*
UPARM3=(0,255),	user defined char 3	*
CAPACITY=(4800,MAXIMUM),	line speed	*
COSTTIME=(0,196),	cost per connect time	*
COSTBYTE=(0,196),	cost per byte transmitted	*
PDELAY=(MINIMUM,MAXIMUM),	propagation delay	*
SECURITY=(UNSECURE,MAXIMUM)	security level for TG	
NODEROW NUMBER=7,	node row number	*
WEIGHT=120,	node row weight	*
CONGEST=(LOW,HIGH),	congestion	*
ROUTERES=(0,223)	route addition resistance	
LINEROW WEIGHT=240,	line row weight	*
NUMBER=8,	line row number	*
UPARM1=(0,255),	user defined char 1	*
UPARM2=(0,255),	user defined char 2	*
UPARM3=(0,255),	user defined char 3	*
CAPACITY=(MINIMUM,MAXIMUM),	line speed	*
COSTTIME=(0,255),	cost per connect time	*
COSTBYTE=(0,255),	cost per byte transmitted	*
PDELAY=(MINIMUM,MAXIMUM),	propagation delay	*
SECURITY=(UNSECURE,MAXIMUM)	security level for TG	
NODEROW NUMBER=8,	node row number	*
WEIGHT=160,	node row weight	*
CONGEST=(LOW,HIGH),	congestion	*
ROUTERES=(0,255)	route addition resistance	
*		
SNASVCMG APPNCOS PRIORITY=NETWORK	transmission priority	
LINEROW WEIGHT=30,	line row weight	*
NUMBER=1,	line row number	*
UPARM1=(0,255),	user defined char 1	*
UPARM2=(0,255),	user defined char 2	*
UPARM3=(0,255),	user defined char 3	*
CAPACITY=(4M,MAXIMUM),	line speed	*
COSTTIME=(0,0),	cost per connect time	*
COSTBYTE=(0,0),	cost per byte transmitted	*
PDELAY=(MINIMUM,NEGLIGIB),	propagation delay	*
SECURITY=(UNSECURE,MAXIMUM)	security level for TG	
NODEROW NUMBER=1,	node row number	*
WEIGHT=5,	node row weight	*
CONGEST=(LOW,LOW),	congestion	*
ROUTERES=(0,31)	route addition resistance	
LINEROW WEIGHT=60,	line row weight	*
NUMBER=2,	line row number	*
UPARM1=(0,255),	user defined char 1	*
UPARM2=(0,255),	user defined char 2	*
UPARM3=(0,255),	user defined char 3	*
CAPACITY=(56000,MAXIMUM),	line speed	*
COSTTIME=(0,0),	cost per connect time	*
COSTBYTE=(0,0),	cost per byte transmitted	*
PDELAY=(MINIMUM,TERRESTR),	propagation delay	*
SECURITY=(UNSECURE,MAXIMUM)	security level for TG	
NODEROW NUMBER=2,	node row number	*
WEIGHT=10,	node row weight	*
CONGEST=(LOW,LOW),	congestion	*
ROUTERES=(0,63)	route addition resistance	
LINEROW WEIGHT=90,	line row weight	*
NUMBER=3,	line row number	*
UPARM1=(0,255),	user defined char 1	*
UPARM2=(0,255),	user defined char 2	*
UPARM3=(0,255),	user defined char 3	*
CAPACITY=(19200,MAXIMUM),	line speed	*
COSTTIME=(0,0),	cost per connect time	*
COSTBYTE=(0,0),	cost per byte transmitted	*
PDELAY=(MINIMUM,TERRESTR),	propagation delay	*
SECURITY=(UNSECURE,MAXIMUM)	security level for TG	
NODEROW NUMBER=3,	node row number	*
WEIGHT=20,	node row weight	*

CONGEST=(LOW,LOW),	congestion	*
ROUTERES=(0,95)	route addition resistance	*
LINEROW WEIGHT=120,	line row weight	*
NUMBER=4,	line row number	*
UPARM1=(0,255),	user defined char 1	*
UPARM2=(0,255),	user defined char 2	*
UPARM3=(0,255),	user defined char 3	*
CAPACITY=(9600,MAXIMUM),	line speed	*
COSTTIME=(0,0),	cost per connect time	*
COSTBYTE=(0,0),	cost per byte transmitted	*
PDELAY=(MINIMUM,TERRESTR),	propagation delay	*
SECURITY=(UNSECURE,MAXIMUM)	security level for TG	*
NODEROW NUMBER=4,	node row number	*
WEIGHT=40,	node row weight	*
CONGEST=(LOW,LOW),	congestion	*
ROUTERES=(0,127)	route addition resistance	*
LINEROW WEIGHT=150,	line row weight	*
NUMBER=5,	line row number	*
UPARM1=(0,255),	user defined char 1	*
UPARM2=(0,255),	user defined char 2	*
UPARM3=(0,255),	user defined char 3	*
CAPACITY=(19200,MAXIMUM),	line speed	*
COSTTIME=(0,0),	cost per connect time	*
COSTBYTE=(0,0),	cost per byte transmitted	*
PDELAY=(MINIMUM,PACKET),	propagation delay	*
SECURITY=(UNSECURE,MAXIMUM)	security level for TG	*
NODEROW NUMBER=5,	node row number	*
WEIGHT=60,	node row weight	*
CONGEST=(LOW,LOW),	congestion	*
ROUTERES=(0,159)	route addition resistance	*
LINEROW WEIGHT=180,	line row weight	*
NUMBER=6,	line row number	*
UPARM1=(0,255),	user defined char 1	*
UPARM2=(0,255),	user defined char 2	*
UPARM3=(0,255),	user defined char 3	*
CAPACITY=(9600,MAXIMUM),	line speed	*
COSTTIME=(0,128),	cost per connect time	*
COSTBYTE=(0,128),	cost per byte transmitted	*
PDELAY=(MINIMUM,PACKET),	propagation delay	*
SECURITY=(UNSECURE,MAXIMUM)	security level for TG	*
NODEROW NUMBER=6,	node row number	*
WEIGHT=80,	node row weight	*
CONGEST=(LOW,LOW),	congestion	*
ROUTERES=(0,191)	route addition resistance	*
LINEROW WEIGHT=210,	line row weight	*
NUMBER=7,	line row number	*
UPARM1=(0,255),	user defined char 1	*
UPARM2=(0,255),	user defined char 2	*
UPARM3=(0,255),	user defined char 3	*
CAPACITY=(4800,MAXIMUM),	line speed	*
COSTTIME=(0,196),	cost per connect time	*
COSTBYTE=(0,196),	cost per byte transmitted	*
PDELAY=(MINIMUM,MAXIMUM),	propagation delay	*
SECURITY=(UNSECURE,MAXIMUM)	security level for TG	*
NODEROW NUMBER=7,	node row number	*
WEIGHT=120,	node row weight	*
CONGEST=(LOW,HIGH),	congestion	*
ROUTERES=(0,223)	route addition resistance	*
LINEROW WEIGHT=240,	line row weight	*
NUMBER=8,	line row number	*
UPARM1=(0,255),	user defined char 1	*
UPARM2=(0,255),	user defined char 2	*
UPARM3=(0,255),	user defined char 3	*
CAPACITY=(MINIMUM,MAXIMUM),	line speed	*
COSTTIME=(0,255),	cost per connect time	*
COSTBYTE=(0,255),	cost per byte transmitted	*
PDELAY=(MINIMUM,MAXIMUM),	propagation delay	*
SECURITY=(UNSECURE,MAXIMUM)	security level for TG	*
NODEROW NUMBER=8,	node row number	*
WEIGHT=160,	node row weight	*
CONGEST=(LOW,HIGH),	congestion	*
ROUTERES=(0,255)	route addition resistance	*
*		
#CONNECT APPNCOS PRIORITY=MEDIUM	transmission priority	
LINEROW WEIGHT=30,	line row weight	*
NUMBER=1,	line row number	*
UPARM1=(0,255),	user defined char 1	*
UPARM2=(0,255),	user defined char 2	*
UPARM3=(0,255),	user defined char 3	*
CAPACITY=(4M,MAXIMUM),	line speed	*
COSTTIME=(0,0),	cost per connect time	*
COSTBYTE=(0,0),	cost per byte transmitted	*

PDELAY=(MINIMUM,NEGLIGIB),	propagation delay	*
SECURITY=(UNSECURE,MAXIMUM)	security level for TG	
NODEROW NUMBER=1,	node row number	*
WEIGHT=5,	node row weight	*
CONGEST=(LOW,LOW),	congestion	*
ROUTERES=(0,31)	route addition resistance	
LINEROW WEIGHT=60,	line row weight	*
NUMBER=2,	line row number	*
UPARM1=(0,255),	user defined char 1	*
UPARM2=(0,255),	user defined char 2	*
UPARM3=(0,255),	user defined char 3	*
CAPACITY=(56000,MAXIMUM),	line speed	*
COSTTIME=(0,0),	cost per connect time	*
COSTBYTE=(0,0),	cost per byte transmitted	*
PDELAY=(MINIMUM,TERRESTR),	propagation delay	*
SECURITY=(UNSECURE,MAXIMUM)	security level for TG	
NODEROW NUMBER=2,	node row number	*
WEIGHT=10,	node row weight	*
CONGEST=(LOW,LOW),	congestion	*
ROUTERES=(0,63)	route addition resistance	
LINEROW WEIGHT=90,	line row weight	*
NUMBER=3,	line row number	*
UPARM1=(0,255),	user defined char 1	*
UPARM2=(0,255),	user defined char 2	*
UPARM3=(0,255),	user defined char 3	*
CAPACITY=(19200,MAXIMUM),	line speed	*
COSTTIME=(0,0),	cost per connect time	*
COSTBYTE=(0,0),	cost per byte transmitted	*
PDELAY=(MINIMUM,TERRESTR),	propagation delay	*
SECURITY=(UNSECURE,MAXIMUM)	security level for TG	
NODEROW NUMBER=3,	node row number	*
WEIGHT=20,	node row weight	*
CONGEST=(LOW,LOW),	congestion	*
ROUTERES=(0,95)	route addition resistance	
LINEROW WEIGHT=120,	line row weight	*
NUMBER=4,	line row number	*
UPARM1=(0,255),	user defined char 1	*
UPARM2=(0,255),	user defined char 2	*
UPARM3=(0,255),	user defined char 3	*
CAPACITY=(9600,MAXIMUM),	line speed	*
COSTTIME=(0,0),	cost per connect time	*
COSTBYTE=(0,0),	cost per byte transmitted	*
PDELAY=(MINIMUM,TERRESTR),	propagation delay	*
SECURITY=(UNSECURE,MAXIMUM)	security level for TG	
NODEROW NUMBER=4,	node row number	*
WEIGHT=40,	node row weight	*
CONGEST=(LOW,LOW),	congestion	*
ROUTERES=(0,127)	route addition resistance	
LINEROW WEIGHT=150,	line row weight	*
NUMBER=5,	line row number	*
UPARM1=(0,255),	user defined char 1	*
UPARM2=(0,255),	user defined char 2	*
UPARM3=(0,255),	user defined char 3	*
CAPACITY=(19200,MAXIMUM),	line speed	*
COSTTIME=(0,0),	cost per connect time	*
COSTBYTE=(0,0),	cost per byte transmitted	*
PDELAY=(MINIMUM,PACKET),	propagation delay	*
SECURITY=(UNSECURE,MAXIMUM)	security level for TG	
NODEROW NUMBER=5,	node row number	*
WEIGHT=60,	node row weight	*
CONGEST=(LOW,LOW),	congestion	*
ROUTERES=(0,159)	route addition resistance	
LINEROW WEIGHT=180,	line row weight	*
NUMBER=6,	line row number	*
UPARM1=(0,255),	user defined char 1	*
UPARM2=(0,255),	user defined char 2	*
UPARM3=(0,255),	user defined char 3	*
CAPACITY=(9600,MAXIMUM),	line speed	*
COSTTIME=(0,128),	cost per connect time	*
COSTBYTE=(0,128),	cost per byte transmitted	*
PDELAY=(MINIMUM,PACKET),	propagation delay	*
SECURITY=(UNSECURE,MAXIMUM)	security level for TG	
NODEROW NUMBER=6,	node row number	*
WEIGHT=80,	node row weight	*
CONGEST=(LOW,LOW),	congestion	*
ROUTERES=(0,191)	route addition resistance	
LINEROW WEIGHT=210,	line row weight	*
NUMBER=7,	line row number	*
UPARM1=(0,255),	user defined char 1	*
UPARM2=(0,255),	user defined char 2	*
UPARM3=(0,255),	user defined char 3	*
CAPACITY=(4800,MAXIMUM),	line speed	*

	COSTTIME=(0,196),	cost per connect time	*
	COSTBYTE=(0,196),	cost per byte transmitted	*
	PDELAY=(MINIMUM,MAXIMUM),	propagation delay	*
	SECURITY=(UNSECURE,MAXIMUM)	security level for TG	
NODEROW	NUMBER=7,	node row number	*
	WEIGHT=120,	node row weight	*
	CONGEST=(LOW,HIGH),	congestion	*
	ROUTERES=(0,223)	route addition resistance	
LINEROW	WEIGHT=240,	line row weight	*
	NUMBER=8,	line row number	*
	UPARM1=(0,255),	user defined char 1	*
	UPARM2=(0,255),	user defined char 2	*
	UPARM3=(0,255),	user defined char 3	*
	CAPACITY=(MINIMUM,MAXIMUM),	line speed	*
	COSTTIME=(0,255),	cost per connect time	*
	COSTBYTE=(0,255),	cost per byte transmitted	*
	PDELAY=(MINIMUM,MAXIMUM),	propagation delay	*
	SECURITY=(UNSECURE,MAXIMUM)	security level for TG	
NODEROW	NUMBER=8,	node row number	*
	WEIGHT=160,	node row weight	*
	CONGEST=(LOW,HIGH),	congestion	*
	ROUTERES=(0,255)	route addition resistance	
*			
#INTER	APPNCOS PRIORITY=HIGH	transmission priority	
LINEROW	WEIGHT=30,	line row weight	*
	NUMBER=1,	line row number	*
	UPARM1=(0,255),	user defined char 1	*
	UPARM2=(0,255),	user defined char 2	*
	UPARM3=(0,255),	user defined char 3	*
	CAPACITY=(4M,MAXIMUM),	line speed	*
	COSTTIME=(0,0),	cost per connect time	*
	COSTBYTE=(0,0),	cost per byte transmitted	*
	PDELAY=(MINIMUM,NEGLIGIB),	propagation delay	*
	SECURITY=(UNSECURE,MAXIMUM)	security level for TG	
NODEROW	NUMBER=1,	node row number	*
	WEIGHT=5,	node row weight	*
	CONGEST=(LOW,LOW),	congestion	*
	ROUTERES=(0,31)	route addition resistance	
LINEROW	WEIGHT=60,	line row weight	*
	NUMBER=2,	line row number	*
	UPARM1=(0,255),	user defined char 1	*
	UPARM2=(0,255),	user defined char 2	*
	UPARM3=(0,255),	user defined char 3	*
	CAPACITY=(56000,MAXIMUM),	line speed	*
	COSTTIME=(0,0),	cost per connect time	*
	COSTBYTE=(0,0),	cost per byte transmitted	*
	PDELAY=(MINIMUM,TERRESTR),	propagation delay	*
	SECURITY=(UNSECURE,MAXIMUM)	security level for TG	
NODEROW	NUMBER=2,	node row number	*
	WEIGHT=10,	node row weight	*
	CONGEST=(LOW,LOW),	congestion	*
	ROUTERES=(0,63)	route addition resistance	
LINEROW	WEIGHT=90,	line row weight	*
	NUMBER=3,	line row number	*
	UPARM1=(0,255),	user defined char 1	*
	UPARM2=(0,255),	user defined char 2	*
	UPARM3=(0,255),	user defined char 3	*
	CAPACITY=(56000,MAXIMUM),	line speed	*
	COSTTIME=(0,128),	cost per connect time	*
	COSTBYTE=(0,128),	cost per byte transmitted	*
	PDELAY=(MINIMUM,TERRESTR),	propagation delay	*
	SECURITY=(UNSECURE,MAXIMUM)	security level for TG	
NODEROW	NUMBER=3,	node row number	*
	WEIGHT=20,	node row weight	*
	CONGEST=(LOW,LOW),	congestion	*
	ROUTERES=(0,95)	route addition resistance	
LINEROW	WEIGHT=120,	line row weight	*
	NUMBER=4,	line row number	*
	UPARM1=(0,255),	user defined char 1	*
	UPARM2=(0,255),	user defined char 2	*
	UPARM3=(0,255),	user defined char 3	*
	CAPACITY=(19200,MAXIMUM),	line speed	*
	COSTTIME=(0,0),	cost per connect time	*
	COSTBYTE=(0,0),	cost per byte transmitted	*
	PDELAY=(MINIMUM,TERRESTR),	propagation delay	*
	SECURITY=(UNSECURE,MAXIMUM)	security level for TG	
NODEROW	NUMBER=4,	node row number	*
	WEIGHT=40,	node row weight	*
	CONGEST=(LOW,LOW),	congestion	*
	ROUTERES=(0,127)	route addition resistance	
LINEROW	WEIGHT=150,	line row weight	*
	NUMBER=5,	line row number	*

UPARM1=(0,255),	user defined char 1	*
UPARM2=(0,255),	user defined char 2	*
UPARM3=(0,255),	user defined char 3	*
CAPACITY=(19200,MAXIMUM),	line speed	*
COSTTIME=(0,128),	cost per connect time	*
COSTBYTE=(0,128),	cost per byte transmitted	*
PDELAY=(MINIMUM,PACKET),	propagation delay	*
SECURITY=(UNSECURE,MAXIMUM)	security level for TG	
NODEROW NUMBER=5,	node row number	*
WEIGHT=60,	node row weight	*
CONGEST=(LOW,LOW),	congestion	*
ROUTERES=(0,159)	route addition resistance	
LINEROW WEIGHT=180,	line row weight	*
NUMBER=6,	line row number	*
UPARM1=(0,255),	user defined char 1	*
UPARM2=(0,255),	user defined char 2	*
UPARM3=(0,255),	user defined char 3	*
CAPACITY=(9600,MAXIMUM),	line speed	*
COSTTIME=(0,0),	cost per connect time	*
COSTBYTE=(0,0),	cost per byte transmitted	*
PDELAY=(MINIMUM,PACKET),	propagation delay	*
SECURITY=(UNSECURE,MAXIMUM)	security level for TG	
NODEROW NUMBER=6,	node row number	*
WEIGHT=80,	node row weight	*
CONGEST=(LOW,LOW),	congestion	*
ROUTERES=(0,191)	route addition resistance	
LINEROW WEIGHT=210,	line row weight	*
NUMBER=7,	line row number	*
UPARM1=(0,255),	user defined char 1	*
UPARM2=(0,255),	user defined char 2	*
UPARM3=(0,255),	user defined char 3	*
CAPACITY=(9600,MAXIMUM),	line speed	*
COSTTIME=(0,196),	cost per connect time	*
COSTBYTE=(0,196),	cost per byte transmitted	*
PDELAY=(MINIMUM,MAXIMUM),	propagation delay	*
SECURITY=(UNSECURE,MAXIMUM)	security level for TG	
NODEROW NUMBER=7,	node row number	*
WEIGHT=120,	node row weight	*
CONGEST=(LOW,HIGH),	congestion	*
ROUTERES=(0,223)	route addition resistance	
LINEROW WEIGHT=240,	line row weight	*
NUMBER=8,	line row number	*
UPARM1=(0,255),	user defined char 1	*
UPARM2=(0,255),	user defined char 2	*
UPARM3=(0,255),	user defined char 3	*
CAPACITY=(MINIMUM,MAXIMUM),	line speed	*
COSTTIME=(0,255),	cost per connect time	*
COSTBYTE=(0,255),	cost per byte transmitted	*
PDELAY=(MINIMUM,MAXIMUM),	propagation delay	*
SECURITY=(UNSECURE,MAXIMUM)	security level for TG	
NODEROW NUMBER=8,	node row number	*
WEIGHT=160,	node row weight	*
CONGEST=(LOW,HIGH),	congestion	*
ROUTERES=(0,255)	route addition resistance	
*		
#INTERSC APPNCOS PRIORITY=HIGH	transmission priority	
LINEROW WEIGHT=30,	line row weight	*
NUMBER=1,	line row number	*
UPARM1=(0,255),	user defined char 1	*
UPARM2=(0,255),	user defined char 2	*
UPARM3=(0,255),	user defined char 3	*
CAPACITY=(4M,MAXIMUM),	line speed	*
COSTTIME=(0,0),	cost per connect time	*
COSTBYTE=(0,0),	cost per byte transmitted	*
PDELAY=(MINIMUM,NEGLIGIB),	propagation delay	*
SECURITY=(PUBLIC,MAXIMUM)	security level for TG	
NODEROW NUMBER=1,	node row number	*
WEIGHT=5,	node row weight	*
CONGEST=(LOW,LOW),	congestion	*
ROUTERES=(0,31)	route addition resistance	
LINEROW WEIGHT=60,	line row weight	*
NUMBER=2,	line row number	*
UPARM1=(0,255),	user defined char 1	*
UPARM2=(0,255),	user defined char 2	*
UPARM3=(0,255),	user defined char 3	*
CAPACITY=(56000,MAXIMUM),	line speed	*
COSTTIME=(0,0),	cost per connect time	*
COSTBYTE=(0,0),	cost per byte transmitted	*
PDELAY=(MINIMUM,TERRESTR),	propagation delay	*
SECURITY=(PUBLIC,MAXIMUM)	security level for TG	
NODEROW NUMBER=2,	node row number	*
WEIGHT=10,	node row weight	*

CONGEST=(LOW,LOW),	congestion	*
ROUTERES=(0,63)	route addition resistance	*
LINEROW WEIGHT=90,	line row weight	*
NUMBER=3,	line row number	*
UPARM1=(0,255),	user defined char 1	*
UPARM2=(0,255),	user defined char 2	*
UPARM3=(0,255),	user defined char 3	*
CAPACITY=(56000,MAXIMUM),	line speed	*
COSTTIME=(0,128),	cost per connect time	*
COSTBYTE=(0,128),	cost per byte transmitted	*
PDELAY=(MINIMUM,TERRESTR),	propagation delay	*
SECURITY=(PUBLIC,MAXIMUM)	security level for TG	*
NODEROW NUMBER=3,	node row number	*
WEIGHT=20,	node row weight	*
CONGEST=(LOW,LOW),	congestion	*
ROUTERES=(0,95)	route addition resistance	*
LINEROW WEIGHT=120,	line row weight	*
NUMBER=4,	line row number	*
UPARM1=(0,255),	user defined char 1	*
UPARM2=(0,255),	user defined char 2	*
UPARM3=(0,255),	user defined char 3	*
CAPACITY=(19200,MAXIMUM),	line speed	*
COSTTIME=(0,0),	cost per connect time	*
COSTBYTE=(0,0),	cost per byte transmitted	*
PDELAY=(MINIMUM,TERRESTR),	propagation delay	*
SECURITY=(PUBLIC,MAXIMUM)	security level for TG	*
NODEROW NUMBER=4,	node row number	*
WEIGHT=40,	node row weight	*
CONGEST=(LOW,LOW),	congestion	*
ROUTERES=(0,127)	route addition resistance	*
LINEROW WEIGHT=150,	line row weight	*
NUMBER=5,	line row number	*
UPARM1=(0,255),	user defined char 1	*
UPARM2=(0,255),	user defined char 2	*
UPARM3=(0,255),	user defined char 3	*
CAPACITY=(19200,MAXIMUM),	line speed	*
COSTTIME=(0,128),	cost per connect time	*
COSTBYTE=(0,128),	cost per byte transmitted	*
PDELAY=(MINIMUM,PACKET),	propagation delay	*
SECURITY=(PUBLIC,MAXIMUM)	security level for TG	*
NODEROW NUMBER=5,	node row number	*
WEIGHT=60,	node row weight	*
CONGEST=(LOW,LOW),	congestion	*
ROUTERES=(0,159)	route addition resistance	*
LINEROW WEIGHT=180,	line row weight	*
NUMBER=6,	line row number	*
UPARM1=(0,255),	user defined char 1	*
UPARM2=(0,255),	user defined char 2	*
UPARM3=(0,255),	user defined char 3	*
CAPACITY=(9600,MAXIMUM),	line speed	*
COSTTIME=(0,0),	cost per connect time	*
COSTBYTE=(0,0),	cost per byte transmitted	*
PDELAY=(MINIMUM,PACKET),	propagation delay	*
SECURITY=(PUBLIC,MAXIMUM)	security level for TG	*
NODEROW NUMBER=6,	node row number	*
WEIGHT=80,	node row weight	*
CONGEST=(LOW,LOW),	congestion	*
ROUTERES=(0,191)	route addition resistance	*
LINEROW WEIGHT=210,	line row weight	*
NUMBER=7,	line row number	*
UPARM1=(0,255),	user defined char 1	*
UPARM2=(0,255),	user defined char 2	*
UPARM3=(0,255),	user defined char 3	*
CAPACITY=(9600,MAXIMUM),	line speed	*
COSTTIME=(0,196),	cost per connect time	*
COSTBYTE=(0,196),	cost per byte transmitted	*
PDELAY=(MINIMUM,MAXIMUM),	propagation delay	*
SECURITY=(PUBLIC,MAXIMUM)	security level for TG	*
NODEROW NUMBER=7,	node row number	*
WEIGHT=120,	node row weight	*
CONGEST=(LOW,HIGH),	congestion	*
ROUTERES=(0,223)	route addition resistance	*
LINEROW WEIGHT=240,	line row weight	*
NUMBER=8,	line row number	*
UPARM1=(0,255),	user defined char 1	*
UPARM2=(0,255),	user defined char 2	*
UPARM3=(0,255),	user defined char 3	*
CAPACITY=(MINIMUM,MAXIMUM),	line speed	*
COSTTIME=(0,255),	cost per connect time	*
COSTBYTE=(0,255),	cost per byte transmitted	*
PDELAY=(MINIMUM,MAXIMUM),	propagation delay	*
SECURITY=(PUBLIC,MAXIMUM)	security level for TG	*

	NODEROW	NUMBER=8,	node row number	*
		WEIGHT=160,	node row weight	*
		CONGEST=(LOW,HIGH),	congestion	*
		ROUTERES=(0,255)	route addition resistance	
*				
#BATCH	APPNCOS	PRIORITY=LOW	transmission priority	
	LINEROW	WEIGHT=30,	line row weight	*
		NUMBER=1,	line row number	*
		UPARM1=(0,255),	user defined char 1	*
		UPARM2=(0,255),	user defined char 2	*
		UPARM3=(0,255),	user defined char 3	*
		CAPACITY=(56000,MAXIMUM),	line speed	*
		COSTTIME=(0,0),	cost per connect time	*
		COSTBYTE=(0,0),	cost per byte transmitted	*
		PDELAY=(MINIMUM,MAXIMUM),	propagation delay	*
		SECURITY=(UNSECURE,MAXIMUM)	security level for TG	
	NODEROW	NUMBER=1,	node row number	*
		WEIGHT=5,	node row weight	*
		CONGEST=(LOW,LOW),	congestion	*
		ROUTERES=(0,31)	route addition resistance	
	LINEROW	WEIGHT=60,	line row weight	*
		NUMBER=2,	line row number	*
		UPARM1=(0,255),	user defined char 1	*
		UPARM2=(0,255),	user defined char 2	*
		UPARM3=(0,255),	user defined char 3	*
		CAPACITY=(19200,MAXIMUM),	line speed	*
		COSTTIME=(0,0),	cost per connect time	*
		COSTBYTE=(0,0),	cost per byte transmitted	*
		PDELAY=(MINIMUM,MAXIMUM),	propagation delay	*
		SECURITY=(UNSECURE,MAXIMUM)	security level for TG	
	NODEROW	NUMBER=2,	node row number	*
		WEIGHT=10,	node row weight	*
		CONGEST=(LOW,LOW),	congestion	*
		ROUTERES=(0,63)	route addition resistance	
	LINEROW	WEIGHT=90,	line row weight	*
		NUMBER=3,	line row number	*
		UPARM1=(0,255),	user defined char 1	*
		UPARM2=(0,255),	user defined char 2	*
		UPARM3=(0,255),	user defined char 3	*
		CAPACITY=(19200,MAXIMUM),	line speed	*
		COSTTIME=(0,128),	cost per connect time	*
		COSTBYTE=(0,128),	cost per byte transmitted	*
		PDELAY=(MINIMUM,MAXIMUM),	propagation delay	*
		SECURITY=(UNSECURE,MAXIMUM)	security level for TG	
	NODEROW	NUMBER=3,	node row number	*
		WEIGHT=20,	node row weight	*
		CONGEST=(LOW,LOW),	congestion	*
		ROUTERES=(0,95)	route addition resistance	
	LINEROW	WEIGHT=120,	line row weight	*
		NUMBER=4,	line row number	*
		UPARM1=(0,255),	user defined char 1	*
		UPARM2=(0,255),	user defined char 2	*
		UPARM3=(0,255),	user defined char 3	*
		CAPACITY=(9600,MAXIMUM),	line speed	*
		COSTTIME=(0,0),	cost per connect time	*
		COSTBYTE=(0,0),	cost per byte transmitted	*
		PDELAY=(MINIMUM,MAXIMUM),	propagation delay	*
		SECURITY=(UNSECURE,MAXIMUM)	security level for TG	
	NODEROW	NUMBER=4,	node row number	*
		WEIGHT=40,	node row weight	*
		CONGEST=(LOW,LOW),	congestion	*
		ROUTERES=(0,127)	route addition resistance	
	LINEROW	WEIGHT=150,	line row weight	*
		NUMBER=5,	line row number	*
		UPARM1=(0,255),	user defined char 1	*
		UPARM2=(0,255),	user defined char 2	*
		UPARM3=(0,255),	user defined char 3	*
		CAPACITY=(9600,MAXIMUM),	line speed	*
		COSTTIME=(0,128),	cost per connect time	*
		COSTBYTE=(0,128),	cost per byte transmitted	*
		PDELAY=(MINIMUM,MAXIMUM),	propagation delay	*
		SECURITY=(UNSECURE,MAXIMUM)	security level for TG	
	NODEROW	NUMBER=5,	node row number	*
		WEIGHT=60,	node row weight	*
		CONGEST=(LOW,LOW),	congestion	*
		ROUTERES=(0,159)	ROUTE ADDITION RESISTANCE	
	LINEROW	WEIGHT=180,	line row weight	*
		NUMBER=6,	line row number	*
		UPARM1=(0,255),	user defined char 1	*
		UPARM2=(0,255),	user defined char 2	*
		UPARM3=(0,255),	user defined char 3	*
		CAPACITY=(9600,MAXIMUM),	line speed	*

COSTTIME=(0,196),	cost per connect time	*
COSTBYTE=(0,196),	cost per byte transmitted	*
PDELAY=(MINIMUM,MAXIMUM),	propagation delay	*
SECURITY=(UNSECURE,MAXIMUM)	security level for TG	
NODEROW NUMBER=6,	node row number	*
WEIGHT=80,	node row weight	*
CONGEST=(LOW,LOW),	congestion	*
ROUTERES=(0,191)	route addition resistance	
LINEROW WEIGHT=210,	line row weight	*
NUMBER=7,	line row number	*
UPARM1=(0,255),	user defined char 1	*
UPARM2=(0,255),	user defined char 2	*
UPARM3=(0,255),	user defined char 3	*
CAPACITY=(4800,MAXIMUM),	line speed	*
COSTTIME=(0,196),	cost per connect time	*
COSTBYTE=(0,196),	cost per byte transmitted	*
PDELAY=(MINIMUM,MAXIMUM),	propagation delay	*
SECURITY=(UNSECURE,MAXIMUM)	security level for TG	
NODEROW NUMBER=7,	node row number	*
WEIGHT=120,	node row weight	*
CONGEST=(LOW,HIGH),	congestion	*
ROUTERES=(0,223)	route addition resistance	
LINEROW WEIGHT=240,	line row weight	*
NUMBER=8,	line row number	*
UPARM1=(0,255),	user defined char 1	*
UPARM2=(0,255),	user defined char 2	*
UPARM3=(0,255),	user defined char 3	*
CAPACITY=(MINIMUM,MAXIMUM),	line speed	*
COSTTIME=(0,255),	cost per connect time	*
COSTBYTE=(0,255),	cost per byte transmitted	*
PDELAY=(MINIMUM,MAXIMUM),	propagation delay	*
SECURITY=(UNSECURE,MAXIMUM)	security level for TG	
NODEROW NUMBER=8,	node row number	*
WEIGHT=160,	node row weight	*
CONGEST=(LOW,HIGH),	congestion	*
ROUTERES=(0,255)	route addition resistance	
*		
#BATCHSC APPNCOS PRIORITY=LOW	transmission priority	
LINEROW WEIGHT=30,	line row weight	*
NUMBER=1,	line row number	*
UPARM1=(0,255),	user defined char 1	*
UPARM2=(0,255),	user defined char 2	*
UPARM3=(0,255),	user defined char 3	*
CAPACITY=(56000,MAXIMUM),	line speed	*
COSTTIME=(0,0),	cost per connect time	*
COSTBYTE=(0,0),	cost per byte transmitted	*
PDELAY=(MINIMUM,MAXIMUM),	propagation delay	*
SECURITY=(PUBLIC,MAXIMUM)	security level for TG	
NODEROW NUMBER=1,	node row number	*
WEIGHT=5,	node row weight	*
CONGEST=(LOW,LOW),	congestion	*
ROUTERES=(0,31)	route addition resistance	
LINEROW WEIGHT=60,	line row weight	*
NUMBER=2,	line row number	*
UPARM1=(0,255),	user defined char 1	*
UPARM2=(0,255),	user defined char 2	*
UPARM3=(0,255),	user defined char 3	*
CAPACITY=(19200,MAXIMUM),	line speed	*
COSTTIME=(0,0),	cost per connect time	*
COSTBYTE=(0,0),	cost per byte transmitted	*
PDELAY=(MINIMUM,MAXIMUM),	propagation delay	*
SECURITY=(PUBLIC,MAXIMUM)	security level for TG	
NODEROW NUMBER=2,	node row number	*
WEIGHT=10,	node row weight	*
CONGEST=(LOW,LOW),	congestion	*
ROUTERES=(0,63)	route addition resistance	
LINEROW WEIGHT=90,	line row weight	*
NUMBER=3,	line row number	*
UPARM1=(0,255),	user defined char 1	*
UPARM2=(0,255),	user defined char 2	*
UPARM3=(0,255),	user defined char 3	*
CAPACITY=(19200,MAXIMUM),	line speed	*
COSTTIME=(0,128),	cost per connect time	*
COSTBYTE=(0,128),	cost per byte transmitted	*
PDELAY=(MINIMUM,MAXIMUM),	propagation delay	*
SECURITY=(PUBLIC,MAXIMUM)	security level for TG	
NODEROW NUMBER=3,	node row number	*
WEIGHT=20,	node row weight	*
CONGEST=(LOW,LOW),	congestion	*
ROUTERES=(0,95)	route addition resistance	
LINEROW WEIGHT=120,	line row weight	*
NUMBER=4,	line row number	*

UPARM1=(0,255),	user defined char 1	*
UPARM2=(0,255),	user defined char 2	*
UPARM3=(0,255),	user defined char 3	*
CAPACITY=(9600,MAXIMUM),	line speed	*
COSTTIME=(0,0),	cost per connect time	*
COSTBYTE=(0,0),	cost per byte transmitted	*
PDELAY=(MINIMUM,MAXIMUM),	propagation delay	*
SECURITY=(PUBLIC,MAXIMUM)	security level for TG	
NODEROW NUMBER=4,	node row number	*
WEIGHT=40,	node row weight	*
CONGEST=(LOW,LOW),	congestion	*
ROUTERES=(0,127)	route addition resistance	
LINEROW WEIGHT=150,	line row weight	*
NUMBER=5,	line row number	*
UPARM1=(0,255),	user defined char 1	*
UPARM2=(0,255),	user defined char 2	*
UPARM3=(0,255),	user defined char 3	*
CAPACITY=(9600,MAXIMUM),	line speed	*
COSTTIME=(0,128),	cost per connect time	*
COSTBYTE=(0,128),	cost per byte transmitted	*
PDELAY=(MINIMUM,MAXIMUM),	propagation delay	*
SECURITY=(PUBLIC,MAXIMUM)	security level for TG	
NODEROW NUMBER=5,	node row number	*
WEIGHT=60,	node row weight	*
CONGEST=(LOW,LOW),	congestion	*
ROUTERES=(0,159)	route addition resistance	
LINEROW WEIGHT=180,	line row weight	*
NUMBER=6,	line row number	*
UPARM1=(0,255),	user defined char 1	*
UPARM2=(0,255),	user defined char 2	*
UPARM3=(0,255),	user defined char 3	*
CAPACITY=(9600,MAXIMUM),	line speed	*
COSTTIME=(0,196),	cost per connect time	*
COSTBYTE=(0,196),	cost per byte transmitted	*
PDELAY=(MINIMUM,MAXIMUM),	propagation delay	*
SECURITY=(PUBLIC,MAXIMUM)	security level for TG	
NODEROW NUMBER=6,	node row number	*
WEIGHT=80,	node row weight	*
CONGEST=(LOW,LOW),	congestion	*
ROUTERES=(0,191)	route addition resistance	
LINEROW WEIGHT=210,	line row weight	*
NUMBER=7,	line row number	*
UPARM1=(0,255),	user defined char 1	*
UPARM2=(0,255),	user defined char 2	*
UPARM3=(0,255),	user defined char 3	*
CAPACITY=(4800,MAXIMUM),	line speed	*
COSTTIME=(0,196),	cost per connect time	*
COSTBYTE=(0,196),	cost per byte transmitted	*
PDELAY=(MINIMUM,MAXIMUM),	propagation delay	*
SECURITY=(PUBLIC,MAXIMUM)	security level for TG	
NODEROW NUMBER=7,	node row number	*
WEIGHT=120,	node row weight	*
CONGEST=(LOW,HIGH),	congestion	*
ROUTERES=(0,223)	route addition resistance	
LINEROW WEIGHT=240,	line row weight	*
NUMBER=8,	line row number	*
UPARM1=(0,255),	user defined char 1	*
UPARM2=(0,255),	user defined char 2	*
UPARM3=(0,255),	user defined char 3	*
CAPACITY=(MINIMUM,MAXIMUM),	line speed	*
COSTTIME=(0,255),	cost per connect time	*
COSTBYTE=(0,255),	cost per byte transmitted	*
PDELAY=(MINIMUM,MAXIMUM),	propagation delay	*
SECURITY=(PUBLIC,MAXIMUM)	security level for TG	
NODEROW NUMBER=8,	node row number	*
WEIGHT=160,	node row weight	*
CONGEST=(LOW,HIGH),	congestion	*
ROUTERES=(0,255)	route addition resistance	

ISTACST2

CPSVCMG APPNCOS PRIORITY=NETWORK	transmission priority	
LINEROW WEIGHT=30,	line row weight	*
NUMBER=1,	line row number	*
UPARM1=(0,255),	user defined char 1	*
UPARM2=(0,255),	user defined char 2	*
UPARM3=(0,255),	user defined char 3	*
CAPACITY=(4M,MAXIMUM),	line speed	*
COSTTIME=(0,0),	cost per connect time	*

COSTBYTE=(0,0),	cost per byte transmitted	*
PDELAY=(MINIMUM,NEGLIGIB),	propagation delay	*
SECURITY=(UNSECURE,MAXIMUM)	security level for TG	*
NODEROW NUMBER=1,	node row number	*
WEIGHT=5,	node row weight	*
CONGEST=(LOW,LOW),	congestion	*
ROUTERES=(0,31)	route addition resistance	*
LINEROW WEIGHT=60,	line row weight	*
NUMBER=2,	line row number	*
UPARM1=(0,255),	user defined char 1	*
UPARM2=(0,255),	user defined char 2	*
UPARM3=(0,255),	user defined char 3	*
CAPACITY=(56000,MAXIMUM),	line speed	*
COSTTIME=(0,0),	cost per connect time	*
COSTBYTE=(0,0),	cost per byte transmitted	*
PDELAY=(MINIMUM,TERRESTR),	propagation delay	*
SECURITY=(UNSECURE,MAXIMUM)	security level for TG	*
NODEROW NUMBER=2,	node row number	*
WEIGHT=10,	node row weight	*
CONGEST=(LOW,LOW),	congestion	*
ROUTERES=(0,63)	route addition resistance	*
LINEROW WEIGHT=90,	line row weight	*
NUMBER=3,	line row number	*
UPARM1=(0,255),	user defined char 1	*
UPARM2=(0,255),	user defined char 2	*
UPARM3=(0,255),	user defined char 3	*
CAPACITY=(19200,MAXIMUM),	line speed	*
COSTTIME=(0,0),	cost per connect time	*
COSTBYTE=(0,0),	cost per byte transmitted	*
PDELAY=(MINIMUM,TERRESTR),	propagation delay	*
SECURITY=(UNSECURE,MAXIMUM)	security level for TG	*
NODEROW NUMBER=3,	node row number	*
WEIGHT=20,	node row weight	*
CONGEST=(LOW,LOW),	congestion	*
ROUTERES=(0,95)	route addition resistance	*
LINEROW WEIGHT=120,	line row weight	*
NUMBER=4,	line row number	*
UPARM1=(0,255),	user defined char 1	*
UPARM2=(0,255),	user defined char 2	*
UPARM3=(0,255),	user defined char 3	*
CAPACITY=(9600,MAXIMUM),	line speed	*
COSTTIME=(0,0),	cost per connect time	*
COSTBYTE=(0,0),	cost per byte transmitted	*
PDELAY=(MINIMUM,TERRESTR),	propagation delay	*
SECURITY=(UNSECURE,MAXIMUM)	security level for TG	*
NODEROW NUMBER=4,	node row number	*
WEIGHT=40,	node row weight	*
CONGEST=(LOW,LOW),	congestion	*
ROUTERES=(0,127)	route addition resistance	*
LINEROW WEIGHT=150,	line row weight	*
NUMBER=5,	line row number	*
UPARM1=(0,255),	user defined char 1	*
UPARM2=(0,255),	user defined char 2	*
UPARM3=(0,255),	user defined char 3	*
CAPACITY=(19200,MAXIMUM),	LINE SPEED	*
COSTTIME=(0,0),	cost per connect time	*
COSTBYTE=(0,0),	cost per byte transmitted	*
PDELAY=(MINIMUM,PACKET),	propagation delay	*
SECURITY=(UNSECURE,MAXIMUM)	security level for TG	*
NODEROW NUMBER=5,	node row number	*
WEIGHT=60,	node row weight	*
CONGEST=(LOW,LOW),	congestion	*
ROUTERES=(0,159)	route addition resistance	*
LINEROW WEIGHT=180,	line row weight	*
NUMBER=6,	line row number	*
UPARM1=(0,255),	user defined char 1	*
UPARM2=(0,255),	user defined char 2	*
UPARM3=(0,255),	user defined char 3	*
CAPACITY=(9600,MAXIMUM),	LINE SPEED	*
COSTTIME=(0,128),	cost per connect time	*
COSTBYTE=(0,128),	cost per byte transmitted	*
PDELAY=(MINIMUM,PACKET),	propagation delay	*
SECURITY=(UNSECURE,MAXIMUM)	security level for TG	*
NODEROW NUMBER=6,	node row number	*
WEIGHT=80,	node row weight	*
CONGEST=(LOW,LOW),	congestion	*
ROUTERES=(0,191)	route addition resistance	*
LINEROW WEIGHT=210,	line row weight	*
NUMBER=7,	line row number	*
UPARM1=(0,255),	user defined char 1	*
UPARM2=(0,255),	user defined char 2	*
UPARM3=(0,255),	user defined char 3	*

CAPACITY=(4800,MAXIMUM),	LINE SPEED	*
COSTTIME=(0,196),	cost per connect time	*
COSTBYTE=(0,196),	cost per byte transmitted	*
PDELAY=(MINIMUM,MAXIMUM),	propagation delay	*
SECURITY=(UNSECURE,MAXIMUM)	security level for TG	
NODEROW NUMBER=7,	node row number	*
WEIGHT=120,	node row weight	*
CONGEST=(LOW,HIGH),	congestion	*
ROUTERES=(0,223)	route addition resistance	
LINEROW WEIGHT=240,	line row weight	*
NUMBER=8,	line row number	*
UPARM1=(0,255),	user defined char 1	*
UPARM2=(0,255),	user defined char 2	*
UPARM3=(0,255),	user defined char 3	*
CAPACITY=(MINIMUM,MAXIMUM),	line speed	*
COSTTIME=(0,255),	cost per connect time	*
COSTBYTE=(0,255),	cost per byte transmitted	*
PDELAY=(MINIMUM,MAXIMUM),	propagation delay	*
SECURITY=(UNSECURE,MAXIMUM)	security level for TG	
NODEROW NUMBER=8,	node row number	*
WEIGHT=160,	node row weight	*
CONGEST=(LOW,HIGH),	congestion	*
ROUTERES=(0,255)	route addition resistance	
*		
SNASVCMG APPNCOS PRIORITY=NETWORK	transmission priority	
LINEROW WEIGHT=30,	line row weight	*
NUMBER=1,	line row number	*
UPARM1=(0,255),	user defined char 1	*
UPARM2=(0,255),	user defined char 2	*
UPARM3=(0,255),	user defined char 3	*
CAPACITY=(4M,MAXIMUM),	line speed	*
COSTTIME=(0,0),	cost per connect time	*
COSTBYTE=(0,0),	cost per byte transmitted	*
PDELAY=(MINIMUM,NEGLIGIB),	propagation delay	*
SECURITY=(UNSECURE,MAXIMUM)	security level for TG	
NODEROW NUMBER=1,	node row number	*
WEIGHT=5,	node row weight	*
CONGEST=(LOW,LOW),	congestion	*
ROUTERES=(0,31)	route addition resistance	
LINEROW WEIGHT=60,	line row weight	*
NUMBER=2,	line row number	*
UPARM1=(0,255),	user defined char 1	*
UPARM2=(0,255),	user defined char 2	*
UPARM3=(0,255),	user defined char 3	*
CAPACITY=(56000,MAXIMUM),	line speed	*
COSTTIME=(0,0),	cost per connect time	*
COSTBYTE=(0,0),	cost per byte transmitted	*
PDELAY=(MINIMUM,TERRESTR),	propagation delay	*
SECURITY=(UNSECURE,MAXIMUM)	security level for TG	
NODEROW NUMBER=2,	node row number	*
WEIGHT=10,	node row weight	*
CONGEST=(LOW,LOW),	congestion	*
ROUTERES=(0,63)	route addition resistance	
LINEROW WEIGHT=90,	line row weight	*
NUMBER=3,	line row number	*
UPARM1=(0,255),	user defined char 1	*
UPARM2=(0,255),	user defined char 2	*
UPARM3=(0,255),	user defined char 3	*
CAPACITY=(19200,MAXIMUM),	line speed	*
COSTTIME=(0,0),	cost per connect time	*
COSTBYTE=(0,0),	cost per byte transmitted	*
PDELAY=(MINIMUM,TERRESTR),	propagation delay	*
SECURITY=(UNSECURE,MAXIMUM)	security level for TG	
NODEROW NUMBER=3,	node row number	*
WEIGHT=20,	node row weight	*
CONGEST=(LOW,LOW),	congestion	*
ROUTERES=(0,95)	route addition resistance	
LINEROW WEIGHT=120,	line row weight	*
NUMBER=4,	line row number	*
UPARM1=(0,255),	user defined char 1	*
UPARM2=(0,255),	user defined char 2	*
UPARM3=(0,255),	user defined char 3	*
CAPACITY=(9600,MAXIMUM),	line speed	*
COSTTIME=(0,0),	cost per connect time	*
COSTBYTE=(0,0),	cost per byte transmitted	*
PDELAY=(MINIMUM,TERRESTR),	propagation delay	*
SECURITY=(UNSECURE,MAXIMUM)	security level for TG	
NODEROW NUMBER=4,	node row number	*
WEIGHT=40,	node row weight	*
CONGEST=(LOW,LOW),	congestion	*
ROUTERES=(0,127)	route addition resistance	
LINEROW WEIGHT=150,	line row weight	*

NUMBER=5,	line row number	*
UPARM1=(0,255),	user defined char 1	*
UPARM2=(0,255),	user defined char 2	*
UPARM3=(0,255),	user defined char 3	*
CAPACITY=(19200,MAXIMUM),	LINE SPEED	*
COSTTIME=(0,0),	cost per connect time	*
COSTBYTE=(0,0),	cost per byte transmitted	*
PDELAY=(MINIMUM,PACKET),	propagation delay	*
SECURITY=(UNSECURE,MAXIMUM)	security level for TG	
NODEROW NUMBER=5,	node row number	*
WEIGHT=60,	node row weight	*
CONGEST=(LOW,LOW),	congestion	*
ROUTERES=(0,159)	route addition resistance	
LINEROW WEIGHT=180,	line row weight	*
NUMBER=6,	line row number	*
UPARM1=(0,255),	user defined char 1	*
UPARM2=(0,255),	user defined char 2	*
UPARM3=(0,255),	user defined char 3	*
CAPACITY=(9600,MAXIMUM),	LINE SPEED	*
COSTTIME=(0,128),	cost per connect time	*
COSTBYTE=(0,128),	cost per byte transmitted	*
PDELAY=(MINIMUM,PACKET),	propagation delay	*
SECURITY=(UNSECURE,MAXIMUM)	security level for TG	
NODEROW NUMBER=6,	node row number	*
WEIGHT=80,	node row weight	*
CONGEST=(LOW,LOW),	congestion	*
ROUTERES=(0,191)	route addition resistance	
LINEROW WEIGHT=210,	line row weight	*
NUMBER=7,	line row number	*
UPARM1=(0,255),	user defined char 1	*
UPARM2=(0,255),	user defined char 2	*
UPARM3=(0,255),	user defined char 3	*
CAPACITY=(4800,MAXIMUM),	LINE SPEED	*
COSTTIME=(0,196),	cost per connect time	*
COSTBYTE=(0,196),	cost per byte transmitted	*
PDELAY=(MINIMUM,MAXIMUM),	propagation delay	*
SECURITY=(UNSECURE,MAXIMUM)	security level for TG	
NODEROW NUMBER=7,	node row number	*
WEIGHT=120,	node row weight	*
CONGEST=(LOW,HIGH),	congestion	*
ROUTERES=(0,223)	route addition resistance	
LINEROW WEIGHT=240,	line row weight	*
NUMBER=8,	line row number	*
UPARM1=(0,255),	user defined char 1	*
UPARM2=(0,255),	user defined char 2	*
UPARM3=(0,255),	user defined char 3	*
CAPACITY=(MINIMUM,MAXIMUM),	line speed	*
COSTTIME=(0,255),	cost per connect time	*
COSTBYTE=(0,255),	cost per byte transmitted	*
PDELAY=(MINIMUM,MAXIMUM),	propagation delay	*
SECURITY=(UNSECURE,MAXIMUM)	security level for TG	
NODEROW NUMBER=8,	node row number	*
WEIGHT=160,	node row weight	*
CONGEST=(LOW,HIGH),	congestion	*
ROUTERES=(0,255)	route addition resistance	
*		
#CONNECT APPNCOS PRIORITY=MEDIUM,NUMBER=12	transmission priority	A1R
LINEROW WEIGHT=20,	line row weight	*
NUMBER=1,	line row number	*
UPARM1=(0,255),	user defined char 1	*
UPARM2=(0,255),	user defined char 2	*
UPARM3=(0,255),	user defined char 3	*
CAPACITY=(100M,MAXIMUM),	line speed	*
COSTTIME=(0,64),	cost per connect time	*
COSTBYTE=(0,0),	cost per byte transmitted	*
PDELAY=(MINIMUM,NEGLIGIB),	propagation delay	*
SECURITY=(UNSECURE,MAXIMUM)	security level for TG	
NODEROW NUMBER=1,	node row number	*
WEIGHT=5,	node row weight	*
CONGEST=(LOW,LOW),	congestion	*
ROUTERES=(0,31)	route addition resistance	
LINEROW WEIGHT=40,	line row weight	*
NUMBER=2,	line row number	*
UPARM1=(0,255),	user defined char 1	*
UPARM2=(0,255),	user defined char 2	*
UPARM3=(0,255),	user defined char 3	*
CAPACITY=(10M,MAXIMUM),	line speed	*
COSTTIME=(0,64),	cost per connect time	*
COSTBYTE=(0,0),	cost per byte transmitted	*
PDELAY=(MINIMUM,NEGLIGIB),	propagation delay	*
SECURITY=(UNSECURE,MAXIMUM)	security level for TG	
NODEROW NUMBER=2,	node row number	*

WEIGHT=10,	node row weight	*
CONGEST=(LOW,LOW),	congestion	*
ROUTERES=(0,63)	route addition resistance	*
LINEROW WEIGHT=60,	line row weight	*
NUMBER=3,	line row number	*
UPARM1=(0,255),	user defined char 1	*
UPARM2=(0,255),	user defined char 2	*
UPARM3=(0,255),	user defined char 3	*
CAPACITY=(4M,MAXIMUM),	line speed	*
COSTTIME=(0,64),	cost per connect time	*
COSTBYTE=(0,0),	cost per byte transmitted	*
PDELAY=(MINIMUM,NEGLIGIB),	propagation delay	*
SECURITY=(UNSECURE,MAXIMUM)	security level for TG	*
NODEROW NUMBER=3,	node row number	*
WEIGHT=20,	node row weight	*
CONGEST=(LOW,LOW),	congestion	*
ROUTERES=(0,95)	route addition resistance	*
LINEROW WEIGHT=80,	line row weight	*
NUMBER=4,	line row number	*
UPARM1=(0,255),	user defined char 1	*
UPARM2=(0,255),	user defined char 2	*
UPARM3=(0,255),	user defined char 3	*
CAPACITY=(10M,MAXIMUM),	line speed	*
COSTTIME=(0,64),	cost per connect time	*
COSTBYTE=(0,0),	cost per byte transmitted	*
PDELAY=(MINIMUM,TERRESTR),	propagation delay	*
SECURITY=(UNSECURE,MAXIMUM)	security level for TG	*
NODEROW NUMBER=4,	node row number	*
WEIGHT=40,	node row weight	*
CONGEST=(LOW,LOW),	congestion	*
ROUTERES=(0,127)	route addition resistance	*
LINEROW WEIGHT=100,	line row weight	*
NUMBER=5,	line row number	*
UPARM1=(0,255),	user defined char 1	*
UPARM2=(0,255),	user defined char 2	*
UPARM3=(0,255),	user defined char 3	*
CAPACITY=(56000,MAXIMUM),	line speed	*
COSTTIME=(0,64),	cost per connect time	*
COSTBYTE=(0,0),	cost per byte transmitted	*
PDELAY=(MINIMUM,TERRESTR),	propagation delay	*
SECURITY=(UNSECURE,MAXIMUM)	security level for TG	*
NODEROW NUMBER=5,	node row number	*
WEIGHT=60,	node row weight	*
CONGEST=(LOW,LOW),	congestion	*
ROUTERES=(0,159)	route addition resistance	*
LINEROW WEIGHT=120,	line row weight	*
NUMBER=6,	line row number	*
UPARM1=(0,255),	user defined char 1	*
UPARM2=(0,255),	user defined char 2	*
UPARM3=(0,255),	user defined char 3	*
CAPACITY=(29K,MAXIMUM),	line speed	*
COSTTIME=(0,64),	cost per connect time	*
COSTBYTE=(0,0),	cost per byte transmitted	*
PDELAY=(MINIMUM,TERRESTR),	propagation delay	*
SECURITY=(UNSECURE,MAXIMUM)	security level for TG	*
NODEROW NUMBER=6,	node row number	*
WEIGHT=80,	node row weight	*
CONGEST=(LOW,LOW),	congestion	*
ROUTERES=(0,191)	route addition resistance	*
LINEROW WEIGHT=140,	line row weight	*
NUMBER=7,	line row number	*
UPARM1=(0,255),	user defined char 1	*
UPARM2=(0,255),	user defined char 2	*
UPARM3=(0,255),	user defined char 3	*
CAPACITY=(100M,MAXIMUM),	line speed	*
COSTTIME=(0,128),	cost per connect time	*
COSTBYTE=(0,128),	cost per byte transmitted	*
PDELAY=(MINIMUM,TERRESTR),	propagation delay	*
SECURITY=(UNSECURE,MAXIMUM)	security level for TG	*
NODEROW NUMBER=7,	node row number	*
WEIGHT=120,	node row weight	*
CONGEST=(LOW,HIGH),	congestion	*
ROUTERES=(0,223)	route addition resistance	*
LINEROW WEIGHT=160,	line row weight	*
NUMBER=8,	line row number	*
UPARM1=(0,255),	user defined char 1	*
UPARM2=(0,255),	user defined char 2	*
UPARM3=(0,255),	user defined char 3	*
CAPACITY=(10M,MAXIMUM),	line speed	*
COSTTIME=(0,128),	cost per connect time	*
COSTBYTE=(0,128),	cost per byte transmitted	*
PDELAY=(MINIMUM,TERRESTR),	propagation delay	*

	SECURITY=(UNSECURE,MAXIMUM)	security level for TG	
NODEROW	NUMBER=8,	node row number	*
	WEIGHT=160,	node row weight	*
	CONGEST=(LOW,HIGH),	congestion	*
	ROUTERES=(0,255)	route addition resistance	
LINEROW	WEIGHT=180,	line row weight	*
	NUMBER=9,	line row number	*
	UPARM1=(0,255),	user defined char 1	*
	UPARM2=(0,255),	user defined char 2	*
	UPARM3=(0,255),	user defined char 3	*
	CAPACITY=(56000,MAXIMUM),	line speed	*
	COSTTIME=(0,64),	cost per connect time	*
	COSTBYTE=(0,128),	cost per byte transmitted	*
	PDELAY=(MINIMUM,TERRESTR),	propagation delay	*
	SECURITY=(UNSECURE,MAXIMUM)	security level for TG	
LINEROW	WEIGHT=200,	line row weight	*
	NUMBER=10,	line row number	*
	UPARM1=(0,255),	user defined char 1	*
	UPARM2=(0,255),	user defined char 2	*
	UPARM3=(0,255),	user defined char 3	*
	CAPACITY=(29K,MAXIMUM),	line speed	*
	COSTTIME=(0,128),	cost per connect time	*
	COSTBYTE=(0,128),	cost per byte transmitted	*
	PDELAY=(MINIMUM,PACKET),	propagation delay	*
	SECURITY=(UNSECURE,MAXIMUM)	security level for TG	
LINEROW	WEIGHT=220,	line row weight	*
	NUMBER=11,	line row number	*
	UPARM1=(0,255),	user defined char 1	*
	UPARM2=(0,255),	user defined char 2	*
	UPARM3=(0,255),	user defined char 3	*
	CAPACITY=(9600,MAXIMUM),	line speed	*
	COSTTIME=(0,64),	cost per connect time	*
	COSTBYTE=(0,0),	cost per byte transmitted	*
	PDELAY=(MINIMUM,PACKET),	propagation delay	*
	SECURITY=(UNSECURE,MAXIMUM)	security level for TG	
LINEROW	WEIGHT=240,	line row weight	*
	NUMBER=12,	line row number	*
	UPARM1=(0,255),	user defined char 1	*
	UPARM2=(0,255),	user defined char 2	*
	UPARM3=(0,255),	user defined char 3	*
	CAPACITY=(MINIMUM,MAXIMUM),	line speed	*
	COSTTIME=(0,255),	cost per connect time	*
	COSTBYTE=(0,255),	cost per byte transmitted	*
	PDELAY=(MINIMUM,MAXIMUM),	propagation delay	*
	SECURITY=(UNSECURE,MAXIMUM)	security level for TG	
*			
#INTER	APPNCOS PRIORITY=HIGH,NUMBER=12	transmission priority	
LINEROW	WEIGHT=20,	line row weight	*
	NUMBER=1,	line row number	*
	UPARM1=(0,255),	user defined char 1	*
	UPARM2=(0,255),	user defined char 2	*
	UPARM3=(0,255),	user defined char 3	*
	CAPACITY=(100M,MAXIMUM),	line speed	*
	COSTTIME=(0,64),	cost per connect time	*
	COSTBYTE=(0,0),	cost per byte transmitted	*
	PDELAY=(MINIMUM,NEGLIGIB),	propagation delay	*
	SECURITY=(UNSECURE,MAXIMUM)	security level for TG	
NODEROW	NUMBER=1,	node row number	*
	WEIGHT=5,	node row weight	*
	CONGEST=(LOW,LOW),	congestion	*
	ROUTERES=(0,31)	route addition resistance	
LINEROW	WEIGHT=40,	line row weight	*
	NUMBER=2,	line row number	*
	UPARM1=(0,255),	user defined char 1	*
	UPARM2=(0,255),	user defined char 2	*
	UPARM3=(0,255),	user defined char 3	*
	CAPACITY=(10M,MAXIMUM),	line speed	*
	COSTTIME=(0,64),	cost per connect time	*
	COSTBYTE=(0,0),	cost per byte transmitted	*
	PDELAY=(MINIMUM,NEGLIGIB),	propagation delay	*
	SECURITY=(UNSECURE,MAXIMUM)	security level for TG	
NODEROW	NUMBER=2,	node row number	*
	WEIGHT=10,	node row weight	*
	CONGEST=(LOW,LOW),	congestion	*
	ROUTERES=(0,63)	route addition resistance	
LINEROW	WEIGHT=60,	line row weight	*
	NUMBER=3,	line row number	*
	UPARM1=(0,255),	user defined char 1	*
	UPARM2=(0,255),	user defined char 2	*
	UPARM3=(0,255),	user defined char 3	*
	CAPACITY=(1M,MAXIMUM),	line speed	*
	COSTTIME=(0,64),	cost per connect time	*

COSTBYTE=(0,0),	cost per byte transmitted	*
PDELAY=(MINIMUM,NEGLIGIB),	propagation delay	*
SECURITY=(UNSECURE,MAXIMUM)	security level for TG	
NODEROW NUMBER=3,	node row number	*
WEIGHT=20,	node row weight	*
CONGEST=(LOW,LOW),	congestion	*
ROUTERES=(0,95)	route addition resistance	
LINEROW WEIGHT=80,	line row weight	*
NUMBER=4,	line row number	*
UPARM1=(0,255),	user defined char 1	*
UPARM2=(0,255),	user defined char 2	*
UPARM3=(0,255),	user defined char 3	*
CAPACITY=(10M,MAXIMUM),	line speed	*
COSTTIME=(0,64),	cost per connect time	*
COSTBYTE=(0,0),	cost per byte transmitted	*
PDELAY=(MINIMUM,TERRESTR),	propagation delay	*
SECURITY=(UNSECURE,MAXIMUM)	security level for TG	
NODEROW NUMBER=4,	node row number	*
WEIGHT=40,	node row weight	*
CONGEST=(LOW,LOW),	congestion	*
ROUTERES=(0,127)	route addition resistance	
LINEROW WEIGHT=100,	line row weight	*
NUMBER=5,	line row number	*
UPARM1=(0,255),	user defined char 1	*
UPARM2=(0,255),	user defined char 2	*
UPARM3=(0,255),	user defined char 3	*
CAPACITY=(1M,MAXIMUM),	line speed	*
COSTTIME=(0,64),	cost per connect time	*
COSTBYTE=(0,0),	cost per byte transmitted	*
PDELAY=(MINIMUM,TERRESTR),	propagation delay	*
SECURITY=(UNSECURE,MAXIMUM)	security level for TG	
NODEROW NUMBER=5,	node row number	*
WEIGHT=60,	node row weight	*
CONGEST=(LOW,LOW),	congestion	*
ROUTERES=(0,159)	route addition resistance	
LINEROW WEIGHT=120,	line row weight	*
NUMBER=6,	line row number	*
UPARM1=(0,255),	user defined char 1	*
UPARM2=(0,255),	user defined char 2	*
UPARM3=(0,255),	user defined char 3	*
CAPACITY=(56000,MAXIMUM),	line speed	*
COSTTIME=(0,64),	cost per connect time	*
COSTBYTE=(0,0),	cost per byte transmitted	*
PDELAY=(MINIMUM,TERRESTR),	propagation delay	*
SECURITY=(UNSECURE,MAXIMUM)	security level for TG	
NODEROW NUMBER=6,	node row number	*
WEIGHT=80,	node row weight	*
CONGEST=(LOW,LOW),	congestion	*
ROUTERES=(0,191)	route addition resistance	
LINEROW WEIGHT=140,	line row weight	*
NUMBER=7,	line row number	*
UPARM1=(0,255),	user defined char 1	*
UPARM2=(0,255),	user defined char 2	*
UPARM3=(0,255),	user defined char 3	*
CAPACITY=(1M,MAXIMUM),	line speed	*
COSTTIME=(0,128),	cost per connect time	*
COSTBYTE=(0,128),	cost per byte transmitted	*
PDELAY=(MINIMUM,TERRESTR),	propagation delay	*
SECURITY=(UNSECURE,MAXIMUM)	security level for TG	
NODEROW NUMBER=7,	node row number	*
WEIGHT=120,	node row weight	*
CONGEST=(LOW,HIGH),	congestion	*
ROUTERES=(0,223)	route addition resistance	
LINEROW WEIGHT=160,	line row weight	*
NUMBER=8,	line row number	*
UPARM1=(0,255),	user defined char 1	*
UPARM2=(0,255),	user defined char 2	*
UPARM3=(0,255),	user defined char 3	*
CAPACITY=(56000,MAXIMUM),	line speed	*
COSTTIME=(0,128),	cost per connect time	*
COSTBYTE=(0,128),	cost per byte transmitted	*
PDELAY=(MINIMUM,TERRESTR),	propagation delay	*
SECURITY=(UNSECURE,MAXIMUM)	security level for TG	
NODEROW NUMBER=8,	node row number	*
WEIGHT=160,	node row weight	*
CONGEST=(LOW,HIGH),	congestion	*
ROUTERES=(0,255)	route addition resistance	
LINEROW WEIGHT=180,	line row weight	*
NUMBER=9,	line row number	*
UPARM1=(0,255),	user defined char 1	*
UPARM2=(0,255),	user defined char 2	*
UPARM3=(0,255),	user defined char 3	*

CAPACITY=(29K,MAXIMUM),	line speed	*
COSTTIME=(0,64),	cost per connect time	*
COSTBYTE=(0,0),	cost per byte transmitted	*
PDELAY=(MINIMUM,TERRESTR),	propagation delay	*
SECURITY=(UNSECURE,MAXIMUM)	security level for TG	*
LINEROW WEIGHT=200,	line row weight	*
NUMBER=10,	line row number	*
UPARM1=(0,255),	user defined char 1	*
UPARM2=(0,255),	user defined char 2	*
UPARM3=(0,255),	user defined char 3	*
CAPACITY=(29K,MAXIMUM),	line speed	*
COSTTIME=(0,128),	cost per connect time	*
COSTBYTE=(0,128),	cost per byte transmitted	*
PDELAY=(MINIMUM,PACKET),	propagation delay	*
SECURITY=(UNSECURE,MAXIMUM)	security level for TG	*
LINEROW WEIGHT=220,	line row weight	*
NUMBER=11,	line row number	*
UPARM1=(0,255),	user defined char 1	*
UPARM2=(0,255),	user defined char 2	*
UPARM3=(0,255),	user defined char 3	*
CAPACITY=(9600,MAXIMUM),	line speed	*
COSTTIME=(0,64),	cost per connect time	*
COSTBYTE=(0,0),	cost per byte transmitted	*
PDELAY=(MINIMUM,PACKET),	propagation delay	*
SECURITY=(UNSECURE,MAXIMUM)	security level for TG	*
LINEROW WEIGHT=240,	line row weight	*
NUMBER=12,	line row number	*
UPARM1=(0,255),	user defined char 1	*
UPARM2=(0,255),	user defined char 2	*
UPARM3=(0,255),	user defined char 3	*
CAPACITY=(MINIMUM,MAXIMUM),	line speed	*
COSTTIME=(0,255),	cost per connect time	*
COSTBYTE=(0,255),	cost per byte transmitted	*
PDELAY=(MINIMUM,MAXIMUM),	propagation delay	*
SECURITY=(UNSECURE,MAXIMUM)	security level for TG	*
*		
#INTERSC APPNCOS PRIORITY=HIGH,NUMBER=12	transmission priority	
LINEROW WEIGHT=20,	line row weight	*
NUMBER=1,	line row number	*
UPARM1=(0,255),	user defined char 1	*
UPARM2=(0,255),	user defined char 2	*
UPARM3=(0,255),	user defined char 3	*
CAPACITY=(100M,MAXIMUM),	line speed	*
COSTTIME=(0,64),	cost per connect time	*
COSTBYTE=(0,0),	cost per byte transmitted	*
PDELAY=(MINIMUM,NEGLIGIB),	propagation delay	*
SECURITY=(PUBLIC,MAXIMUM)	security level for TG	*
NODEROW NUMBER=1,	node row number	*
WEIGHT=5,	node row weight	*
CONGEST=(LOW,LOW),	congestion	*
ROUTERES=(0,31)	route addition resistance	*
LINEROW WEIGHT=40,	line row weight	*
NUMBER=2,	line row number	*
UPARM1=(0,255),	user defined char 1	*
UPARM2=(0,255),	user defined char 2	*
UPARM3=(0,255),	user defined char 3	*
CAPACITY=(10M,MAXIMUM),	line speed	*
COSTTIME=(0,64),	cost per connect time	*
COSTBYTE=(0,0),	cost per byte transmitted	*
PDELAY=(MINIMUM,NEGLIGIB),	propagation delay	*
SECURITY=(PUBLIC,MAXIMUM)	security level for TG	*
NODEROW NUMBER=2,	node row number	*
WEIGHT=10,	node row weight	*
CONGEST=(LOW,LOW),	congestion	*
ROUTERES=(0,63)	route addition resistance	*
LINEROW WEIGHT=60,	line row weight	*
NUMBER=3,	line row number	*
UPARM1=(0,255),	user defined char 1	*
UPARM2=(0,255),	user defined char 2	*
UPARM3=(0,255),	user defined char 3	*
CAPACITY=(1M,MAXIMUM),	line speed	*
COSTTIME=(0,64),	cost per connect time	*
COSTBYTE=(0,0),	cost per byte transmitted	*
PDELAY=(MINIMUM,NEGLIGIB),	propagation delay	*
SECURITY=(PUBLIC,MAXIMUM)	security level for TG	*
NODEROW NUMBER=3,	node row number	*
WEIGHT=20,	node row weight	*
CONGEST=(LOW,LOW),	congestion	*
ROUTERES=(0,95)	route addition resistance	*
LINEROW WEIGHT=80,	line row weight	*
NUMBER=4,	line row number	*
UPARM1=(0,255),	user defined char 1	*

UPARM2=(0,255),	user defined char 2	*
UPARM3=(0,255),	user defined char 3	*
CAPACITY=(10M,MAXIMUM),	line speed	*
COSTTIME=(0,64),	cost per connect time	*
COSTBYTE=(0,0),	cost per byte transmitted	*
PDELAY=(MINIMUM,TERRESTR),	propagation delay	*
SECURITY=(PUBLIC,MAXIMUM)	security level for TG	
NODEROW NUMBER=4,	node row number	*
WEIGHT=40,	node row weight	*
CONGEST=(LOW,LOW),	congestion	*
ROUTERES=(0,127)	route addition resistance	
LINEROW WEIGHT=100,	line row weight	*
NUMBER=5,	line row number	*
UPARM1=(0,255),	user defined char 1	*
UPARM2=(0,255),	user defined char 2	*
UPARM3=(0,255),	user defined char 3	*
CAPACITY=(1M,MAXIMUM),	line speed	*
COSTTIME=(0,64),	cost per connect time	*
COSTBYTE=(0,0),	cost per byte transmitted	*
PDELAY=(MINIMUM,TERRESTR),	propagation delay	*
SECURITY=(PUBLIC,MAXIMUM)	security level for TG	
NODEROW NUMBER=5,	node row number	*
WEIGHT=60,	node row weight	*
CONGEST=(LOW,LOW),	congestion	*
ROUTERES=(0,159)	route addition resistance	
LINEROW WEIGHT=120,	line row weight	*
NUMBER=6,	line row number	*
UPARM1=(0,255),	user defined char 1	*
UPARM2=(0,255),	user defined char 2	*
UPARM3=(0,255),	user defined char 3	*
CAPACITY=(56000,MAXIMUM),	line speed	*
COSTTIME=(0,64),	cost per connect time	*
COSTBYTE=(0,0),	cost per byte transmitted	*
PDELAY=(MINIMUM,TERRESTR),	propagation delay	*
SECURITY=(PUBLIC,MAXIMUM)	security level for TG	
NODEROW NUMBER=6,	node row number	*
WEIGHT=80,	node row weight	*
CONGEST=(LOW,LOW),	congestion	*
ROUTERES=(0,191)	route addition resistance	
LINEROW WEIGHT=140,	line row weight	*
NUMBER=7,	line row number	*
UPARM1=(0,255),	user defined char 1	*
UPARM2=(0,255),	user defined char 2	*
UPARM3=(0,255),	user defined char 3	*
CAPACITY=(1M,MAXIMUM),	line speed	*
COSTTIME=(0,128),	cost per connect time	*
COSTBYTE=(0,128),	cost per byte transmitted	*
PDELAY=(MINIMUM,TERRESTR),	propagation delay	*
SECURITY=(PUBLIC,MAXIMUM)	security level for TG	
NODEROW NUMBER=7,	node row number	*
WEIGHT=120,	node row weight	*
CONGEST=(LOW,HIGH),	congestion	*
ROUTERES=(0,223)	route addition resistance	
LINEROW WEIGHT=160,	line row weight	*
NUMBER=8,	line row number	*
UPARM1=(0,255),	user defined char 1	*
UPARM2=(0,255),	user defined char 2	*
UPARM3=(0,255),	user defined char 3	*
CAPACITY=(56000,MAXIMUM),	line speed	*
COSTTIME=(0,128),	cost per connect time	*
COSTBYTE=(0,128),	cost per byte transmitted	*
PDELAY=(MINIMUM,TERRESTR),	propagation delay	*
SECURITY=(PUBLIC,MAXIMUM)	security level for TG	
NODEROW NUMBER=8,	node row number	*
WEIGHT=160,	node row weight	*
CONGEST=(LOW,HIGH),	congestion	*
ROUTERES=(0,255)	route addition resistance	
LINEROW WEIGHT=180,	line row weight	*
NUMBER=9,	line row number	*
UPARM1=(0,255),	user defined char 1	*
UPARM2=(0,255),	user defined char 2	*
UPARM3=(0,255),	user defined char 3	*
CAPACITY=(29K,MAXIMUM),	line speed	*
COSTTIME=(0,64),	cost per connect time	*
COSTBYTE=(0,0),	cost per byte transmitted	*
PDELAY=(MINIMUM,TERRESTR),	propagation delay	*
SECURITY=(PUBLIC,MAXIMUM)	security level for TG	
LINEROW WEIGHT=200,	line row weight	*
NUMBER=10,	line row number	*
UPARM1=(0,255),	user defined char 1	*
UPARM2=(0,255),	user defined char 2	*
UPARM3=(0,255),	user defined char 3	*

	CAPACITY=(29K,MAXIMUM),	line speed	*
	COSTTIME=(0,128),	cost per connect time	*
	COSTBYTE=(0,128),	cost per byte transmitted	*
	PDELAY=(MINIMUM,PACKET),	propagation delay	*
	SECURITY=(PUBLIC,MAXIMUM)	security level for TG	
LINEROW	WEIGHT=220,	line row weight	*
	NUMBER=11,	line row number	*
	UPARM1=(0,255),	user defined char 1	*
	UPARM2=(0,255),	user defined char 2	*
	UPARM3=(0,255),	user defined char 3	*
	CAPACITY=(9600,MAXIMUM),	line speed	*
	COSTTIME=(0,64),	cost per connect time	*
	COSTBYTE=(0,0),	cost per byte transmitted	*
	PDELAY=(MINIMUM,PACKET),	propagation delay	*
	SECURITY=(PUBLIC,MAXIMUM)	security level for TG	
LINEROW	WEIGHT=240,	line row weight	*
	NUMBER=12,	line row number	*
	UPARM1=(0,255),	user defined char 1	*
	UPARM2=(0,255),	user defined char 2	*
	UPARM3=(0,255),	user defined char 3	*
	CAPACITY=(MINIMUM,MAXIMUM),	line speed	*
	COSTTIME=(0,255),	cost per connect time	*
	COSTBYTE=(0,255),	cost per byte transmitted	*
	PDELAY=(MINIMUM,MAXIMUM),	propagation delay	*
	SECURITY=(PUBLIC,MAXIMUM)	security level for TG	
* #BATCH APPNCOS PRIORITY=LOW,NUMBER=12 transmission priority			
LINEROW	WEIGHT=20,	line row weight	*
	NUMBER=1,	line row number	*
	UPARM1=(0,255),	user defined char 1	*
	UPARM2=(0,255),	user defined char 2	*
	UPARM3=(0,255),	user defined char 3	*
	CAPACITY=(100M,MAXIMUM),	line speed	*
	COSTTIME=(0,0),	cost per connect time	*
	COSTBYTE=(0,0),	cost per byte transmitted	*
	PDELAY=(MINIMUM,MAXIMUM),	propagation delay	*
	SECURITY=(UNSECURE,MAXIMUM)	security level for TG	
NODEROW	NUMBER=1,	node row number	*
	WEIGHT=5,	node row weight	*
	CONGEST=(LOW,LOW),	congestion	*
	ROUTERES=(0,31)	route addition resistance	
LINEROW	WEIGHT=40,	line row weight	*
	NUMBER=2,	line row number	*
	UPARM1=(0,255),	user defined char 1	*
	UPARM2=(0,255),	user defined char 2	*
	UPARM3=(0,255),	user defined char 3	*
	CAPACITY=(10M,MAXIMUM),	line speed	*
	COSTTIME=(0,0),	cost per connect time	*
	COSTBYTE=(0,0),	cost per byte transmitted	*
	PDELAY=(MINIMUM,MAXIMUM),	propagation delay	*
	SECURITY=(UNSECURE,MAXIMUM)	security level for TG	
NODEROW	NUMBER=2,	node row number	*
	WEIGHT=10,	node row weight	*
	CONGEST=(LOW,LOW),	congestion	*
	ROUTERES=(0,63)	route addition resistance	
LINEROW	WEIGHT=60,	line row weight	*
	NUMBER=3,	line row number	*
	UPARM1=(0,255),	user defined char 1	*
	UPARM2=(0,255),	user defined char 2	*
	UPARM3=(0,255),	user defined char 3	*
	CAPACITY=(10M,MAXIMUM),	line speed	*
	COSTTIME=(0,64),	cost per connect time	*
	COSTBYTE=(0,0),	cost per byte transmitted	*
	PDELAY=(MINIMUM,MAXIMUM),	propagation delay	*
	SECURITY=(UNSECURE,MAXIMUM)	security level for TG	
NODEROW	NUMBER=3,	node row number	*
	WEIGHT=20,	node row weight	*
	CONGEST=(LOW,LOW),	congestion	*
	ROUTERES=(0,95)	route addition resistance	
LINEROW	WEIGHT=80,	line row weight	*
	NUMBER=4,	line row number	*
	UPARM1=(0,255),	user defined char 1	*
	UPARM2=(0,255),	user defined char 2	*
	UPARM3=(0,255),	user defined char 3	*
	CAPACITY=(1M,MAXIMUM),	line speed	*
	COSTTIME=(0,64),	cost per connect time	*
	COSTBYTE=(0,0),	cost per byte transmitted	*
	PDELAY=(MINIMUM,MAXIMUM),	propagation delay	*
	SECURITY=(UNSECURE,MAXIMUM)	security level for TG	
NODEROW	NUMBER=4,	node row number	*
	WEIGHT=40,	node row weight	*
	CONGEST=(LOW,LOW),	congestion	*

ROUTERES=(0,127)	route addition resistance	
LINEROW WEIGHT=100,	line row weight	*
NUMBER=5,	line row number	*
UPARM1=(0,255),	user defined char 1	*
UPARM2=(0,255),	user defined char 2	*
UPARM3=(0,255),	user defined char 3	*
CAPACITY=(56000,MAXIMUM),	line speed	*
COSTTIME=(0,64),	cost per connect time	*
COSTBYTE=(0,0),	cost per byte transmitted	*
PDELAY=(MINIMUM,MAXIMUM),	propagation delay	*
SECURITY=(UNSECURE,MAXIMUM)	security level for TG	
NODEROW NUMBER=5,	node row number	*
WEIGHT=60,	node row weight	*
CONGEST=(LOW,LOW),	congestion	*
ROUTERES=(0,159)	route addition resistance	
LINEROW WEIGHT=120,	line row weight	*
NUMBER=6,	line row number	*
UPARM1=(0,255),	user defined char 1	*
UPARM2=(0,255),	user defined char 2	*
UPARM3=(0,255),	user defined char 3	*
CAPACITY=(29K,MAXIMUM),	line speed	*
COSTTIME=(0,64),	cost per connect time	*
COSTBYTE=(0,0),	cost per byte transmitted	*
PDELAY=(MINIMUM,MAXIMUM),	propagation delay	*
SECURITY=(UNSECURE,MAXIMUM)	security level for TG	
NODEROW NUMBER=6,	node row number	*
WEIGHT=80,	node row weight	*
CONGEST=(LOW,LOW),	congestion	*
ROUTERES=(0,191)	route addition resistance	
LINEROW WEIGHT=140,	line row weight	*
NUMBER=7,	line row number	*
UPARM1=(0,255),	user defined char 1	*
UPARM2=(0,255),	user defined char 2	*
UPARM3=(0,255),	user defined char 3	*
CAPACITY=(100M,MAXIMUM),	line speed	*
COSTTIME=(0,64),	cost per connect time	*
COSTBYTE=(0,128),	cost per byte transmitted	*
PDELAY=(MINIMUM,MAXIMUM),	propagation delay	*
SECURITY=(UNSECURE,MAXIMUM)	security level for TG	
NODEROW NUMBER=7,	node row number	*
WEIGHT=120,	node row weight	*
CONGEST=(LOW,HIGH),	congestion	*
ROUTERES=(0,223)	route addition resistance	
LINEROW WEIGHT=160,	line row weight	*
NUMBER=8,	line row number	*
UPARM1=(0,255),	user defined char 1	*
UPARM2=(0,255),	user defined char 2	*
UPARM3=(0,255),	user defined char 3	*
CAPACITY=(10M,MAXIMUM),	line speed	*
COSTTIME=(0,64),	cost per connect time	*
COSTBYTE=(0,128),	cost per byte transmitted	*
PDELAY=(MINIMUM,MAXIMUM),	propagation delay	*
SECURITY=(UNSECURE,MAXIMUM)	security level for TG	
NODEROW NUMBER=8,	node row number	*
WEIGHT=160,	node row weight	*
CONGEST=(LOW,HIGH),	congestion	*
ROUTERES=(0,255)	route addition resistance	
LINEROW WEIGHT=180,	line row weight	*
NUMBER=9,	line row number	*
UPARM1=(0,255),	user defined char 1	*
UPARM2=(0,255),	user defined char 2	*
UPARM3=(0,255),	user defined char 3	*
CAPACITY=(56000,MAXIMUM),	line speed	*
COSTTIME=(0,128),	cost per connect time	*
COSTBYTE=(0,128),	cost per byte transmitted	*
PDELAY=(MINIMUM,MAXIMUM),	propagation delay	*
SECURITY=(UNSECURE,MAXIMUM)	security level for TG	
LINEROW WEIGHT=200,	line row weight	*
NUMBER=10,	line row number	*
UPARM1=(0,255),	user defined char 1	*
UPARM2=(0,255),	user defined char 2	*
UPARM3=(0,255),	user defined char 3	*
CAPACITY=(29K,MAXIMUM),	line speed	*
COSTTIME=(0,128),	cost per connect time	*
COSTBYTE=(0,128),	cost per byte transmitted	*
PDELAY=(MINIMUM,MAXIMUM),	propagation delay	*
SECURITY=(UNSECURE,MAXIMUM)	security level for TG	
LINEROW WEIGHT=220,	line row weight	*
NUMBER=11,	line row number	*
UPARM1=(0,255),	user defined char 1	*
UPARM2=(0,255),	user defined char 2	*
UPARM3=(0,255),	user defined char 3	*

CAPACITY=(9600,MAXIMUM),	line speed	*
COSTTIME=(0,64),	cost per connect time	*
COSTBYTE=(0,0),	cost per byte transmitted	*
PDELAY=(MINIMUM,MAXIMUM),	propagation delay	*
SECURITY=(UNSECURE,MAXIMUM)	security level for TG	*
LINEROW WEIGHT=240,	line row weight	*
NUMBER=12,	line row number	*
UPARM1=(0,255),	user defined char 1	*
UPARM2=(0,255),	user defined char 2	*
UPARM3=(0,255),	user defined char 3	*
CAPACITY=(MINIMUM,MAXIMUM),	line speed	*
COSTTIME=(0,255),	cost per connect time	*
COSTBYTE=(0,255),	cost per byte transmitted	*
PDELAY=(MINIMUM,MAXIMUM),	propagation delay	*
SECURITY=(UNSECURE,MAXIMUM)	security level for TG	*
*		
#BATCHSC APPNCOS PRIORITY=LOW,NUMBER=12	transmission priority	
LINEROW WEIGHT=20,	line row weight	*
NUMBER=1,	line row number	*
UPARM1=(0,255),	user defined char 1	*
UPARM2=(0,255),	user defined char 2	*
UPARM3=(0,255),	user defined char 3	*
CAPACITY=(100M,MAXIMUM),	line speed	*
COSTTIME=(0,0),	cost per connect time	*
COSTBYTE=(0,0),	cost per byte transmitted	*
PDELAY=(MINIMUM,MAXIMUM),	propagation delay	*
SECURITY=(PUBLIC,MAXIMUM)	security level for TG	*
NODEROW NUMBER=1,	node row number	*
WEIGHT=5,	node row weight	*
CONGEST=(LOW,LOW),	congestion	*
ROUTERES=(0,31)	route addition resistance	
LINEROW WEIGHT=40,	line row weight	*
NUMBER=2,	line row number	*
UPARM1=(0,255),	user defined char 1	*
UPARM2=(0,255),	user defined char 2	*
UPARM3=(0,255),	user defined char 3	*
CAPACITY=(10M,MAXIMUM),	line speed	*
COSTTIME=(0,0),	cost per connect time	*
COSTBYTE=(0,0),	cost per byte transmitted	*
PDELAY=(MINIMUM,MAXIMUM),	propagation delay	*
SECURITY=(PUBLIC,MAXIMUM)	security level for TG	*
NODEROW NUMBER=2,	node row number	*
WEIGHT=10,	node row weight	*
CONGEST=(LOW,LOW),	congestion	*
ROUTERES=(0,63)	route addition resistance	
LINEROW WEIGHT=60,	line row weight	*
NUMBER=3,	line row number	*
UPARM1=(0,255),	user defined char 1	*
UPARM2=(0,255),	user defined char 2	*
UPARM3=(0,255),	user defined char 3	*
CAPACITY=(10M,MAXIMUM),	line speed	*
COSTTIME=(0,64),	cost per connect time	*
COSTBYTE=(0,0),	cost per byte transmitted	*
PDELAY=(MINIMUM,MAXIMUM),	propagation delay	*
SECURITY=(PUBLIC,MAXIMUM)	security level for TG	*
NODEROW NUMBER=3,	node row number	*
WEIGHT=20,	node row weight	*
CONGEST=(LOW,LOW),	congestion	*
ROUTERES=(0,95)	route addition resistance	
LINEROW WEIGHT=80,	line row weight	*
NUMBER=4,	line row number	*
UPARM1=(0,255),	user defined char 1	*
UPARM2=(0,255),	user defined char 2	*
UPARM3=(0,255),	user defined char 3	*
CAPACITY=(1M,MAXIMUM),	line speed	*
COSTTIME=(0,64),	cost per connect time	*
COSTBYTE=(0,0),	cost per byte transmitted	*
PDELAY=(MINIMUM,MAXIMUM),	propagation delay	*
SECURITY=(PUBLIC,MAXIMUM)	security level for TG	*
NODEROW NUMBER=4,	node row number	*
WEIGHT=40,	node row weight	*
CONGEST=(LOW,LOW),	congestion	*
ROUTERES=(0,127)	route addition resistance	
LINEROW WEIGHT=100,	line row weight	*
NUMBER=5,	line row number	*
UPARM1=(0,255),	user defined char 1	*
UPARM2=(0,255),	user defined char 2	*
UPARM3=(0,255),	user defined char 3	*
CAPACITY=(56000,MAXIMUM),	line speed	*
COSTTIME=(0,64),	cost per connect time	*
COSTBYTE=(0,0),	cost per byte transmitted	*
PDELAY=(MINIMUM,MAXIMUM),	propagation delay	*

SECURITY=(PUBLIC,MAXIMUM)	security level for TG	
NODEROW NUMBER=5,	node row number	*
WEIGHT=60,	node row weight	*
CONGEST=(LOW,LOW),	congestion	*
ROUTERES=(0,159)	route addition resistance	
LINEROW WEIGHT=120,	line row weight	*
NUMBER=6,	line row number	*
UPARM1=(0,255),	user defined char 1	*
UPARM2=(0,255),	user defined char 2	*
UPARM3=(0,255),	user defined char 3	*
CAPACITY=(29K,MAXIMUM),	line speed	*
COSTTIME=(0,64),	cost per connect time	*
COSTBYTE=(0,0),	cost per byte transmitted	*
PDELAY=(MINIMUM,MAXIMUM),	propagation delay	*
SECURITY=(PUBLIC,MAXIMUM)	security level for TG	
NODEROW NUMBER=6,	node row number	*
WEIGHT=80,	node row weight	*
CONGEST=(LOW,LOW),	congestion	*
ROUTERES=(0,191)	route addition resistance	
LINEROW WEIGHT=140,	line row weight	*
NUMBER=7,	line row number	*
UPARM1=(0,255),	user defined char 1	*
UPARM2=(0,255),	user defined char 2	*
UPARM3=(0,255),	user defined char 3	*
CAPACITY=(100M,MAXIMUM),	line speed	*
COSTTIME=(0,64),	cost per connect time	*
COSTBYTE=(0,128),	cost per byte transmitted	*
PDELAY=(MINIMUM,MAXIMUM),	propagation delay	*
SECURITY=(PUBLIC,MAXIMUM)	security level for TG	
NODEROW NUMBER=7,	node row number	*
WEIGHT=120,	node row weight	*
CONGEST=(LOW,HIGH),	congestion	*
ROUTERES=(0,223)	route addition resistance	
LINEROW WEIGHT=160,	line row weight	*
NUMBER=8,	line row number	*
UPARM1=(0,255),	user defined char 1	*
UPARM2=(0,255),	user defined char 2	*
UPARM3=(0,255),	user defined char 3	*
CAPACITY=(10M,MAXIMUM),	line speed	*
COSTTIME=(0,64),	cost per connect time	*
COSTBYTE=(0,128),	cost per byte transmitted	*
PDELAY=(MINIMUM,MAXIMUM),	propagation delay	*
SECURITY=(PUBLIC,MAXIMUM)	security level for TG	
NODEROW NUMBER=8,	node row number	*
WEIGHT=160,	node row weight	*
CONGEST=(LOW,HIGH),	congestion	*
ROUTERES=(0,255)	route addition resistance	
LINEROW WEIGHT=180,	line row weight	*
NUMBER=9,	line row number	*
UPARM1=(0,255),	user defined char 1	*
UPARM2=(0,255),	user defined char 2	*
UPARM3=(0,255),	user defined char 3	*
CAPACITY=(56000,MAXIMUM),	line speed	*
COSTTIME=(0,128),	cost per connect time	*
COSTBYTE=(0,128),	cost per byte transmitted	*
PDELAY=(MINIMUM,MAXIMUM),	propagation delay	*
SECURITY=(PUBLIC,MAXIMUM)	security level for TG	
LINEROW WEIGHT=200,	line row weight	*
NUMBER=10,	line row number	*
UPARM1=(0,255),	user defined char 1	*
UPARM2=(0,255),	user defined char 2	*
UPARM3=(0,255),	user defined char 3	*
CAPACITY=(29K,MAXIMUM),	line speed	*
COSTTIME=(0,128),	cost per connect time	*
COSTBYTE=(0,128),	cost per byte transmitted	*
PDELAY=(MINIMUM,MAXIMUM),	propagation delay	*
SECURITY=(PUBLIC,MAXIMUM)	security level for TG	
LINEROW WEIGHT=220,	line row weight	*
NUMBER=11,	line row number	*
UPARM1=(0,255),	user defined char 1	*
UPARM2=(0,255),	user defined char 2	*
UPARM3=(0,255),	user defined char 3	*
CAPACITY=(9600,MAXIMUM),	line speed	*
COSTTIME=(0,64),	cost per connect time	*
COSTBYTE=(0,0),	cost per byte transmitted	*
PDELAY=(MINIMUM,MAXIMUM),	propagation delay	*
SECURITY=(PUBLIC,MAXIMUM)	security level for TG	
LINEROW WEIGHT=240,	line row weight	*
NUMBER=12,	line row number	*
UPARM1=(0,255),	user defined char 1	*
UPARM2=(0,255),	user defined char 2	*
UPARM3=(0,255),	user defined char 3	*

CAPACITY=(MINIMUM,MAXIMUM),	line speed	*
COSTTIME=(0,255),	cost per connect time	*
COSTBYTE=(0,255),	cost per byte transmitted	*
PDELAY=(MINIMUM,MAXIMUM),	propagation delay	*
SECURITY=(PUBLIC,MAXIMUM)	security level for TG	*

*

ISTACST3

CPSVCMG	APPNCOS	PRIORITY=NETWORK,NUMBER=12	transmission priority	
	LINEROW	WEIGHT=20,	line row weight	*
		NUMBER=1,	line row number	*
		UPARM1=(0,255),	user defined char 1	*
		UPARM2=(0,255),	user defined char 2	*
		UPARM3=(0,255),	user defined char 3	*
		CAPACITY=(10G,MAXIMUM),	line speed	*
		COSTTIME=(0,0),	cost per connect time	*
		COSTBYTE=(0,0),	cost per byte transmitted	*
		PDELAY=(MINIMUM,NEGLIGIB),	propagation delay	*
		SECURITY=(UNSECURE,MAXIMUM)	security level for TG	*
	NODEROW	NUMBER=1,	node row number	*
		WEIGHT=5,	node row weight	*
		CONGEST=(LOW,LOW),	congestion	*
		ROUTERES=(0,31)	route addition resistance	*
	LINEROW	WEIGHT=40,	line row weight	*
		NUMBER=2,	line row number	*
		UPARM1=(0,255),	user defined char 1	*
		UPARM2=(0,255),	user defined char 2	*
		UPARM3=(0,255),	user defined char 3	*
		CAPACITY=(1G,MAXIMUM),	line speed	*
		COSTTIME=(0,0),	cost per connect time	*
		COSTBYTE=(0,0),	cost per byte transmitted	*
		PDELAY=(MINIMUM,NEGLIGIB),	propagation delay	*
		SECURITY=(UNSECURE,MAXIMUM)	security level for TG	*
	NODEROW	NUMBER=2,	node row number	*
		WEIGHT=10,	node row weight	*
		CONGEST=(LOW,LOW),	congestion	*
		ROUTERES=(0,63)	route addition resistance	*
	LINEROW	WEIGHT=60,	line row weight	*
		NUMBER=3,	line row number	*
		UPARM1=(0,255),	user defined char 1	*
		UPARM2=(0,255),	user defined char 2	*
		UPARM3=(0,255),	user defined char 3	*
		CAPACITY=(100M,MAXIMUM),	line speed	*
		COSTTIME=(0,0),	cost per connect time	*
		COSTBYTE=(0,0),	cost per byte transmitted	*
		PDELAY=(MINIMUM,NEGLIGIB),	propagation delay	*
		SECURITY=(UNSECURE,MAXIMUM)	security level for TG	*
	NODEROW	NUMBER=3,	node row number	*
		WEIGHT=20,	node row weight	*
		CONGEST=(LOW,LOW),	congestion	*
		ROUTERES=(0,95)	route addition resistance	*
	LINEROW	WEIGHT=80,	line row weight	*
		NUMBER=4,	line row number	*
		UPARM1=(0,255),	user defined char 1	*
		UPARM2=(0,255),	user defined char 2	*
		UPARM3=(0,255),	user defined char 3	*
		CAPACITY=(1G,MAXIMUM),	line speed	*
		COSTTIME=(0,64),	cost per connect time	*
		COSTBYTE=(0,0),	cost per byte transmitted	*
		PDELAY=(MINIMUM,TERRESTR),	propagation delay	*
		SECURITY=(UNSECURE,MAXIMUM)	security level for TG	*
	NODEROW	NUMBER=4,	node row number	*
		WEIGHT=40,	node row weight	*
		CONGEST=(LOW,LOW),	congestion	*
		ROUTERES=(0,127)	route addition resistance	*
	LINEROW	WEIGHT=100,	line row weight	*
		NUMBER=5,	line row number	*
		UPARM1=(0,255),	user defined char 1	*
		UPARM2=(0,255),	user defined char 2	*
		UPARM3=(0,255),	user defined char 3	*
		CAPACITY=(100M,MAXIMUM),	line speed	*
		COSTTIME=(0,64),	cost per connect time	*
		COSTBYTE=(0,0),	cost per byte transmitte	*
		PDELAY=(MINIMUM,TERRESTR),	propagation delay	*
		SECURITY=(UNSECURE,MAXIMUM)	security level for TG	*
	NODEROW	NUMBER=5,	node row number	*
		WEIGHT=60,	node row weight	*
		CONGEST=(LOW,LOW),	congestion	*

ROUTERES=(0,159)	route addition resistance	
LINEROW WEIGHT=120,	line row weight	*
NUMBER=6,	line row number	*
UPARM1=(0,255),	user defined char 1	*
UPARM2=(0,255),	user defined char 2	*
UPARM3=(0,255),	user defined char 3	*
CAPACITY=(25M,MAXIMUM),	line speed	*
COSTTIME=(0,64),	cost per connect time	*
COSTBYTE=(0,0),	cost per byte transmitted	*
PDELAY=(MINIMUM,TERRESTR),	propagation delay	*
SECURITY=(UNSECURE,MAXIMUM)	security level for TG	
NODEROW NUMBER=6,	node row number	*
WEIGHT=80,	node row weight	*
CONGEST=(LOW,LOW),	congestion	*
ROUTERES=(0,191)	route addition resistance	
LINEROW WEIGHT=140,	line row weight	*
NUMBER=7,	line row number	*
UPARM1=(0,255),	user defined char 1	*
UPARM2=(0,255),	user defined char 2	*
UPARM3=(0,255),	user defined char 3	*
CAPACITY=(10G,MAXIMUM),	line speed	*
COSTTIME=(0,128),	cost per connect time	*
COSTBYTE=(0,128),	cost per byte transmitted	*
PDELAY=(MINIMUM,TERRESTR),	propagation delay	*
SECURITY=(UNSECURE,MAXIMUM)	security level for TG	
NODEROW NUMBER=7,	node row number	*
WEIGHT=120,	node row weight	*
CONGEST=(LOW,HIGH),	congestion	*
ROUTERES=(0,223)	route addition resistance	
LINEROW WEIGHT=160,	line row weight	*
NUMBER=8,	line row number	*
UPARM1=(0,255),	user defined char 1	*
UPARM2=(0,255),	user defined char 2	*
UPARM3=(0,255),	user defined char 3	*
CAPACITY=(1M,MAXIMUM),	line speed	*
COSTTIME=(0,128),	cost per connect time	*
COSTBYTE=(0,128),	cost per byte transmitted	*
PDELAY=(MINIMUM,TERRESTR),	propagation delay	*
SECURITY=(UNSECURE,MAXIMUM)	security level for TG	
NODEROW NUMBER=8,	node row number	*
WEIGHT=160,	node row weight	*
CONGEST=(LOW,HIGH),	congestion	*
ROUTERES=(0,255)	route addition resistance	
LINEROW WEIGHT=180,	line row weight	*
NUMBER=9,	line row number	*
UPARM1=(0,255),	user defined char 1	*
UPARM2=(0,255),	user defined char 2	*
UPARM3=(0,255),	user defined char 3	*
CAPACITY=(16M,MAXIMUM),	line speed	*
COSTTIME=(0,64),	cost per connect time	*
COSTBYTE=(0,0),	cost per byte transmitted	*
PDELAY=(MINIMUM,PACKET),	propagation delay	*
SECURITY=(UNSECURE,MAXIMUM)	security level for TG	
LINEROW WEIGHT=200,	line row weight	*
NUMBER=10,	line row number	*
UPARM1=(0,255),	user defined char 1	*
UPARM2=(0,255),	user defined char 2	*
UPARM3=(0,255),	user defined char 3	*
CAPACITY=(1M,MAXIMUM),	line speed	*
COSTTIME=(0,128),	cost per connect time	*
COSTBYTE=(0,128),	cost per byte transmitted	*
PDELAY=(MINIMUM,PACKET),	propagation delay	*
SECURITY=(UNSECURE,MAXIMUM)	security level for TG	
LINEROW WEIGHT=220,	line row weight	*
NUMBER=11,	line row number	*
UPARM1=(0,255),	user defined char 1	*
UPARM2=(0,255),	user defined char 2	*
UPARM3=(0,255),	user defined char 3	*
CAPACITY=(64K,MAXIMUM),	line speed	*
COSTTIME=(0,196),	cost per connect time	*
COSTBYTE=(0,196),	cost per byte transmitted	*
PDELAY=(MINIMUM,MAXIMUM),	propagation delay	*
SECURITY=(UNSECURE,MAXIMUM)	security level for TG	
LINEROW WEIGHT=240,	line row weight	*
NUMBER=12,	line row number	*
UPARM1=(0,255),	user defined char 1	*
UPARM2=(0,255),	user defined char 2	*
UPARM3=(0,255),	user defined char 3	*
CAPACITY=(MINIMUM,MAXIMUM),	line speed	*
COSTTIME=(0,255),	cost per connect time	*
COSTBYTE=(0,255),	cost per byte transmitted	*
PDELAY=(MINIMUM,MAXIMUM),	propagation delay	*

```

SECURITY=(UNSECURE,MAXIMUM) security level for TG
*
SNASVCMG APPNCOS PRIORITY=NETWORK,NUMBER=12 transmission priority
LINEROW WEIGHT=20, line row weight *
      NUMBER=1, line row number *
      UPARM1=(0,255), user defined char 1 *
      UPARM2=(0,255), user defined char 2 *
      UPARM3=(0,255), user defined char 3 *
      CAPACITY=(10G,MAXIMUM), line speed *
      COSTTIME=(0,0), cost per connect time *
      COSTBYTE=(0,0), cost per byte transmitted *
      PDELAY=(MINIMUM,NEGLIGIB), propagation delay *
      SECURITY=(UNSECURE,MAXIMUM) security level for TG
NODEROW NUMBER=1, node row number *
      WEIGHT=5, node row weight *
      CONGEST=(LOW,LOW), congestion *
      ROUTERES=(0,31) route addition resistance
LINEROW WEIGHT=40, line row weight *
      NUMBER=2, line row number *
      UPARM1=(0,255), user defined char 1 *
      UPARM2=(0,255), user defined char 2 *
      UPARM3=(0,255), user defined char 3 *
      CAPACITY=(1G,MAXIMUM), line speed *
      COSTTIME=(0,0), cost per connect time *
      COSTBYTE=(0,0), cost per byte transmitted *
      PDELAY=(MINIMUM,NEGLIGIB), propagation delay *
      SECURITY=(UNSECURE,MAXIMUM) security level for TG
NODEROW NUMBER=2, node row number *
      WEIGHT=10, node row weight *
      CONGEST=(LOW,LOW), congestion *
      ROUTERES=(0,63) route addition resistance
LINEROW WEIGHT=60, line row weight *
      NUMBER=3, line row number *
      UPARM1=(0,255), user defined char 1 *
      UPARM2=(0,255), user defined char 2 *
      UPARM3=(0,255), user defined char 3 *
      CAPACITY=(100M,MAXIMUM), line speed *
      COSTTIME=(0,0), cost per connect time *
      COSTBYTE=(0,0), cost per byte transmitt *
      PDELAY=(MINIMUM,NEGLIGIB), propagation delay *
      SECURITY=(UNSECURE,MAXIMUM) security level for TG
NODEROW NUMBER=3, node row number *
      WEIGHT=20, node row weight *
      CONGEST=(LOW,LOW), congestion *
      ROUTERES=(0,95) route addition resistance
LINEROW WEIGHT=80, line row weight *
      NUMBER=4, line row number *
      UPARM1=(0,255), user defined char 1 *
      UPARM2=(0,255), user defined char 2 *
      UPARM3=(0,255), user defined char 3 *
      CAPACITY=(1G,MAXIMUM), line speed *
      COSTTIME=(0,64), cost per connect time *
      COSTBYTE=(0,0), cost per byte transmitted *
      PDELAY=(MINIMUM,TERRESTR), propagation delay *
      SECURITY=(UNSECURE,MAXIMUM) security level for TG
NODEROW NUMBER=4, node row number *
      WEIGHT=40, node row weight *
      CONGEST=(LOW,LOW), congestion *
      ROUTERES=(0,127) route addition resistance
LINEROW WEIGHT=100, line row weight *
      NUMBER=5, line row number *
      UPARM1=(0,255), user defined char 1 *
      UPARM2=(0,255), user defined char 2 *
      UPARM3=(0,255), user defined char 3 *
      CAPACITY=(100M,MAXIMUM), line speed *
      COSTTIME=(0,64), cost per connect time *
      COSTBYTE=(0,0), cost per byte transmitted *
      PDELAY=(MINIMUM,TERRESTR), propagation delay *
      SECURITY=(UNSECURE,MAXIMUM) security level for TG
NODEROW NUMBER=5, node row number *
      WEIGHT=60, node row weight *
      CONGEST=(LOW,LOW), congestion *
      ROUTERES=(0,159) route addition resistance
LINEROW WEIGHT=120, line row weight *
      NUMBER=6, line row number *
      UPARM1=(0,255), user defined char 1 *
      UPARM2=(0,255), user defined char 2 *
      UPARM3=(0,255), user defined char 3 *
      CAPACITY=(25M,MAXIMUM), line speed *
      COSTTIME=(0,64), cost per connect time *
      COSTBYTE=(0,0), cost per byte transmitted *
      PDELAY=(MINIMUM,TERRESTR), propagation delay *

```

SECURITY=(UNSECURE,MAXIMUM)	security level for TG	
NODEROW NUMBER=6,	node row number	*
WEIGHT=80,	node row weight	*
CONGEST=(LOW,LOW),	congestion	*
ROUTERES=(0,191)	route addition resistance	
LINEROW WEIGHT=140,	line row weight	*
NUMBER=7,	line row number	*
UPARM1=(0,255),	user defined char 1	*
UPARM2=(0,255),	user defined char 2	*
UPARM3=(0,255),	user defined char 3	*
CAPACITY=(10G,MAXIMUM),	line speed	*
COSTTIME=(0,128),	cost per connect time	*
COSTBYTE=(0,128),	cost per byte transmitted	*
PDELAY=(MINIMUM,TERRESTR),	propagation delay	*
SECURITY=(UNSECURE,MAXIMUM)	security level for TG	
NODEROW NUMBER=7,	node row number	*
WEIGHT=120,	node row weight	*
CONGEST=(LOW,HIGH),	congestion	*
ROUTERES=(0,223)	route addition resistance	
LINEROW WEIGHT=160,	line row weight	*
NUMBER=8,	line row number	*
UPARM1=(0,255),	user defined char 1	*
UPARM2=(0,255),	user defined char 2	*
UPARM3=(0,255),	user defined char 3	*
CAPACITY=(1M,MAXIMUM),	line speed	*
COSTTIME=(0,128),	cost per connect time	*
COSTBYTE=(0,128),	cost per byte transmitted	*
PDELAY=(MINIMUM,TERRESTR),	propagation delay	*
SECURITY=(UNSECURE,MAXIMUM)	security level for TG	
NODEROW NUMBER=8,	node row number	*
WEIGHT=160,	node row weight	*
CONGEST=(LOW,HIGH),	congestion	*
ROUTERES=(0,255)	route addition resistance	
LINEROW WEIGHT=180,	line row weight	*
NUMBER=9,	line row number	*
UPARM1=(0,255),	user defined char 1	*
UPARM2=(0,255),	user defined char 2	*
UPARM3=(0,255),	user defined char 3	*
CAPACITY=(16M,MAXIMUM),	line speed	*
COSTTIME=(0,64),	cost per connect time	*
COSTBYTE=(0,0),	cost per byte transmitted	*
PDELAY=(MINIMUM,PACKET),	propagation delay	*
SECURITY=(UNSECURE,MAXIMUM)	security level for TG	
LINEROW WEIGHT=200,	line row weight	*
NUMBER=10,	line row number	*
UPARM1=(0,255),	user defined char 1	*
UPARM2=(0,255),	user defined char 2	*
UPARM3=(0,255),	user defined char 3	*
CAPACITY=(1M,MAXIMUM),	line speed	*
COSTTIME=(0,128),	cost per connect time	*
COSTBYTE=(0,128),	cost per byte transmitted	*
PDELAY=(MINIMUM,PACKET),	propagation delay	*
SECURITY=(UNSECURE,MAXIMUM)	security level for TG	
LINEROW WEIGHT=220,	line row weight	*
NUMBER=11,	line row number	*
UPARM1=(0,255),	user defined char 1	*
UPARM2=(0,255),	user defined char 2	*
UPARM3=(0,255),	user defined char 3	*
CAPACITY=(64K,MAXIMUM),	line speed	*
COSTTIME=(0,196),	cost per connect time	*
COSTBYTE=(0,196),	cost per byte transmitted	*
PDELAY=(MINIMUM,MAXIMUM),	propagation delay	*
SECURITY=(UNSECURE,MAXIMUM)	security level for TG	
LINEROW WEIGHT=240,	line row weight	*
NUMBER=12,	line row number	*
UPARM1=(0,255),	user defined char 1	*
UPARM2=(0,255),	user defined char 2	*
UPARM3=(0,255),	user defined char 3	*
CAPACITY=(MINIMUM,MAXIMUM),	line speed	*
COSTTIME=(0,255),	cost per connect time	*
COSTBYTE=(0,255),	cost per byte transmitted	*
PDELAY=(MINIMUM,MAXIMUM),	propagation delay	*
SECURITY=(UNSECURE,MAXIMUM)	security level for TG	
*		
#CONNECT APPNCOS PRIORITY=MEDIUM,NUMBER=12	transmission priority	
LINEROW WEIGHT=20,	line row weight	*
NUMBER=1,	line row number	*
UPARM1=(0,255),	user defined char 1	*
UPARM2=(0,255),	user defined char 2	*
UPARM3=(0,255),	user defined char 3	*
CAPACITY=(10G,MAXIMUM),	line speed	*
COSTTIME=(0,64),	cost per connect time	*

COSTBYTE=(0,0),	cost per byte transmitted	*
PDELAY=(MINIMUM,NEGLIGIB),	propagation delay	*
SECURITY=(UNSECURE,MAXIMUM)	security level for TG	
NODEROW NUMBER=1,	node row number	*
WEIGHT=5,	node row weight	*
CONGEST=(LOW,LOW),	congestion	*
ROUTERES=(0,31)	route addition resistance	
LINEROW WEIGHT=40,	line row weight	*
NUMBER=2,	line row number	*
UPARM1=(0,255),	user defined char 1	*
UPARM2=(0,255),	user defined char 2	*
UPARM3=(0,255),	user defined char 3	*
CAPACITY=(1G,MAXIMUM),	line speed	*
COSTTIME=(0,64),	cost per connect time	*
COSTBYTE=(0,0),	cost per byte transmitted	*
PDELAY=(MINIMUM,NEGLIGIB),	propagation delay	*
SECURITY=(UNSECURE,MAXIMUM)	security level for TG	
NODEROW NUMBER=2,	node row number	*
WEIGHT=10,	node row weight	*
CONGEST=(LOW,LOW),	congestion	*
ROUTERES=(0,63)	route addition resistance	
LINEROW WEIGHT=60,	line row weight	*
NUMBER=3,	line row number	*
UPARM1=(0,255),	user defined char 1	*
UPARM2=(0,255),	user defined char 2	*
UPARM3=(0,255),	user defined char 3	*
CAPACITY=(100M,MAXIMUM),	line speed	*
COSTTIME=(0,64),	cost per connect time	*
COSTBYTE=(0,0),	cost per byte transmitted	*
PDELAY=(MINIMUM,NEGLIGIB),	propagation delay	*
SECURITY=(UNSECURE,MAXIMUM)	security level for TG	
NODEROW NUMBER=3,	node row number	*
WEIGHT=20,	node row weight	*
CONGEST=(LOW,LOW),	congestion	*
ROUTERES=(0,95)	route addition resistance	
LINEROW WEIGHT=80,	line row weight	*
NUMBER=4,	line row number	*
UPARM1=(0,255),	user defined char 1	*
UPARM2=(0,255),	user defined char 2	*
UPARM3=(0,255),	user defined char 3	*
CAPACITY=(1G,MAXIMUM),	line speed	*
COSTTIME=(0,64),	cost per connect time	*
COSTBYTE=(0,0),	cost per byte transmitted	*
PDELAY=(MINIMUM,TERRESTR),	propagation delay	*
SECURITY=(UNSECURE,MAXIMUM)	security level for TG	
NODEROW NUMBER=4,	node row number	*
WEIGHT=40,	node row weight	*
CONGEST=(LOW,LOW),	congestion	*
ROUTERES=(0,127)	route addition resistance	
LINEROW WEIGHT=100,	line row weight	*
NUMBER=5,	line row number	*
UPARM1=(0,255),	user defined char 1	*
UPARM2=(0,255),	user defined char 2	*
UPARM3=(0,255),	user defined char 3	*
CAPACITY=(25M,MAXIMUM),	line speed	*
COSTTIME=(0,64),	cost per connect time	*
COSTBYTE=(0,0),	cost per byte transmitted	*
PDELAY=(MINIMUM,TERRESTR),	propagation delay	*
SECURITY=(UNSECURE,MAXIMUM)	security level for TG	
NODEROW NUMBER=5,	node row number	*
WEIGHT=60,	node row weight	*
CONGEST=(LOW,LOW),	congestion	*
ROUTERES=(0,159)	route addition resistance	
LINEROW WEIGHT=120,	line row weight	*
NUMBER=6,	line row number	*
UPARM1=(0,255),	user defined char 1	*
UPARM2=(0,255),	user defined char 2	*
UPARM3=(0,255),	user defined char 3	*
CAPACITY=(1M,MAXIMUM),	line speed	*
COSTTIME=(0,64),	cost per connect time	*
COSTBYTE=(0,0),	cost per byte transmitted	*
PDELAY=(MINIMUM,TERRESTR),	propagation delay	*
SECURITY=(UNSECURE,MAXIMUM)	security level for TG	
NODEROW NUMBER=6,	node row number	*
WEIGHT=80,	node row weight	*
CONGEST=(LOW,LOW),	congestion	*
ROUTERES=(0,191)	route addition resistance	
LINEROW WEIGHT=140,	line row weight	*
NUMBER=7,	line row number	*
UPARM1=(0,255),	user defined char 1	*
UPARM2=(0,255),	user defined char 2	*
UPARM3=(0,255),	user defined char 3	*

	CAPACITY=(10G,MAXIMUM),	line speed	*
	COSTTIME=(0,128),	cost per connect time	*
	COSTBYTE=(0,128),	cost per byte transmitted	*
	PDELAY=(MINIMUM,TERRESTR),	propagation delay	*
	SECURITY=(UNSECURE,MAXIMUM)	security level for TG	
NODEROW	NUMBER=7,	node row number	*
	WEIGHT=120,	node row weight	*
	CONGEST=(LOW,HIGH),	congestion	*
	ROUTERES=(0,223)	route addition resistance	
LINEROW	WEIGHT=160,	line row weight	*
	NUMBER=8,	line row number	*
	UPARM1=(0,255),	user defined char 1	*
	UPARM2=(0,255),	user defined char 2	*
	UPARM3=(0,255),	user defined char 3	*
	CAPACITY=(1G,MAXIMUM),	line speed	*
	COSTTIME=(0,128),	cost per connect time	*
	COSTBYTE=(0,128),	cost per byte transmitted	*
	PDELAY=(MINIMUM,TERRESTR),	propagation delay	*
	SECURITY=(UNSECURE,MAXIMUM)	security level for TG	
NODEROW	NUMBER=8,	node row number	*
	WEIGHT=160,	node row weight	*
	CONGEST=(LOW,HIGH),	congestion	*
	ROUTERES=(0,255)	route addition resistance	
LINEROW	WEIGHT=180,	line row weight	*
	NUMBER=9,	line row number	*
	UPARM1=(0,255),	user defined char 1	*
	UPARM2=(0,255),	user defined char 2	*
	UPARM3=(0,255),	user defined char 3	*
	CAPACITY=(16M,MAXIMUM),	line speed	*
	COSTTIME=(0,64),	cost per connect time	*
	COSTBYTE=(0,128),	cost per byte transmitted	*
	PDELAY=(MINIMUM,TERRESTR),	propagation delay	*
	SECURITY=(UNSECURE,MAXIMUM)	security level for TG	
LINEROW	WEIGHT=200,	line row weight	*
	NUMBER=10,	line row number	*
	UPARM1=(0,255),	user defined char 1	*
	UPARM2=(0,255),	user defined char 2	*
	UPARM3=(0,255),	user defined char 3	*
	CAPACITY=(1M,MAXIMUM),	line speed	*
	COSTTIME=(0,128),	cost per connect time	*
	COSTBYTE=(0,128),	cost per byte transmitted	*
	PDELAY=(MINIMUM,PACKET),	propagation delay	*
	SECURITY=(UNSECURE,MAXIMUM)	security level for TG	
LINEROW	WEIGHT=220,	line row weight	*
	NUMBER=11,	line row number	*
	UPARM1=(0,255),	user defined char 1	*
	UPARM2=(0,255),	user defined char 2	*
	UPARM3=(0,255),	user defined char 3	*
	CAPACITY=(64K,MAXIMUM),	line speed	*
	COSTTIME=(0,64),	cost per connect time	*
	COSTBYTE=(0,0),	cost per byte transmitted	*
	PDELAY=(MINIMUM,PACKET),	propagation delay	*
	SECURITY=(UNSECURE,MAXIMUM)	security level for TG	
LINEROW	WEIGHT=240,	line row weight	*
	NUMBER=12,	line row number	*
	UPARM1=(0,255),	user defined char 1	*
	UPARM2=(0,255),	user defined char 2	*
	UPARM3=(0,255),	user defined char 3	*
	CAPACITY=(MINIMUM,MAXIMUM),	line speed	*
	COSTTIME=(0,255),	cost per connect time	*
	COSTBYTE=(0,255),	cost per byte transmitted	*
	PDELAY=(MINIMUM,MAXIMUM),	propagation delay	*
	SECURITY=(UNSECURE,MAXIMUM)	security level for TG	
*			
#INTER	APPNCOS PRIORITY=HIGH,NUMBER=12	transmission priority	
LINEROW	WEIGHT=20,	line row weight	*
	NUMBER=1,	line row number	*
	UPARM1=(0,255),	user defined char 1	*
	UPARM2=(0,255),	user defined char 2	*
	UPARM3=(0,255),	user defined char 3	*
	CAPACITY=(10G,MAXIMUM),	line speed	*
	COSTTIME=(0,64),	cost per connect time	*
	COSTBYTE=(0,0),	cost per byte transmitted	*
	PDELAY=(MINIMUM,NEGLIGIB),	propagation delay	*
	SECURITY=(UNSECURE,MAXIMUM)	security level for TG	
NODEROW	NUMBER=1,	node row number	*
	WEIGHT=5,	node row weight	*
	CONGEST=(LOW,LOW),	congestion	*
	ROUTERES=(0,31)	route addition resistance	
LINEROW	WEIGHT=40,	line row weight	*
	NUMBER=2,	line row number	*
	UPARM1=(0,255),	user defined char 1	*

UPARM2=(0,255),	user defined char 2	*
UPARM3=(0,255),	user defined char 3	*
CAPACITY=(1G,MAXIMUM),	line speed	*
COSTTIME=(0,64),	cost per connect time	*
COSTBYTE=(0,0),	cost per byte transmitted	*
PDELAY=(MINIMUM,NEGLIGIB),	propagation delay	*
SECURITY=(UNSECURE,MAXIMUM)	security level for TG	
NODEROW NUMBER=2,	node row number	*
WEIGHT=10,	node row weight	*
CONGEST=(LOW,LOW),	congestion	*
ROUTERES=(0,63)	route addition resistance	
LINEROW WEIGHT=60,	line row weight	*
NUMBER=3,	line row number	*
UPARM1=(0,255),	user defined char 1	*
UPARM2=(0,255),	user defined char 2	*
UPARM3=(0,255),	user defined char 3	*
CAPACITY=(100M,MAXIMUM),	line speed	*
COSTTIME=(0,64),	cost per connect time	*
COSTBYTE=(0,0),	cost per byte transmitted	*
PDELAY=(MINIMUM,NEGLIGIB),	propagation delay	*
SECURITY=(UNSECURE,MAXIMUM)	security level for TG	
NODEROW NUMBER=3,	node row number	*
WEIGHT=20,	node row weight	*
CONGEST=(LOW,LOW),	congestion	*
ROUTERES=(0,95)	route addition resistance	
LINEROW WEIGHT=80,	line row weight	*
NUMBER=4,	line row number	*
UPARM1=(0,255),	user defined char 1	*
UPARM2=(0,255),	user defined char 2	*
UPARM3=(0,255),	user defined char 3	*
CAPACITY=(1G,MAXIMUM),	line speed	*
COSTTIME=(0,64),	cost per connect time	*
COSTBYTE=(0,0),	cost per byte transmitted	*
PDELAY=(MINIMUM,TERRESTR),	propagation delay	*
SECURITY=(UNSECURE,MAXIMUM)	security level for TG	
NODEROW NUMBER=4,	node row number	*
WEIGHT=40,	node row weight	*
CONGEST=(LOW,LOW),	congestion	*
ROUTERES=(0,127)	route addition resistance	
LINEROW WEIGHT=100,	line row weight	*
NUMBER=5,	line row number	*
UPARM1=(0,255),	user defined char 1	*
UPARM2=(0,255),	user defined char 2	*
UPARM3=(0,255),	user defined char 3	*
CAPACITY=(100M,MAXIMUM),	line speed	*
COSTTIME=(0,64),	cost per connect time	*
COSTBYTE=(0,0),	cost per byte transmitted	*
PDELAY=(MINIMUM,TERRESTR),	propagation delay	*
SECURITY=(UNSECURE,MAXIMUM)	security level for TG	
NODEROW NUMBER=5,	node row number	*
WEIGHT=60,	node row weight	*
CONGEST=(LOW,LOW),	congestion	*
ROUTERES=(0,159)	route addition resistance	
LINEROW WEIGHT=120,	line row weight	*
NUMBER=6,	line row number	*
UPARM1=(0,255),	user defined char 1	*
UPARM2=(0,255),	user defined char 2	*
UPARM3=(0,255),	user defined char 3	*
CAPACITY=(25M,MAXIMUM),	line speed	*
COSTTIME=(0,64),	cost per connect time	*
COSTBYTE=(0,0),	cost per byte transmitted	*
PDELAY=(MINIMUM,TERRESTR),	propagation delay	*
SECURITY=(UNSECURE,MAXIMUM)	security level for TG	
NODEROW NUMBER=6,	node row number	*
WEIGHT=80,	node row weight	*
CONGEST=(LOW,LOW),	congestion	*
ROUTERES=(0,191)	route addition resistance	
LINEROW WEIGHT=140,	line row weight	*
NUMBER=7,	line row number	*
UPARM1=(0,255),	user defined char 1	*
UPARM2=(0,255),	user defined char 2	*
UPARM3=(0,255),	user defined char 3	*
CAPACITY=(100M,MAXIMUM),	line speed	*
COSTTIME=(0,128),	cost per connect time	*
COSTBYTE=(0,128),	cost per byte transmitted	*
PDELAY=(MINIMUM,TERRESTR),	propagation delay	*
SECURITY=(UNSECURE,MAXIMUM)	security level for TG	
NODEROW NUMBER=7,	node row number	*
WEIGHT=120,	node row weight	*
CONGEST=(LOW,HIGH),	congestion	*
ROUTERES=(0,223)	route addition resistance	
LINEROW WEIGHT=160,	line row weight	*

NUMBER=8,	line row number	*
UPARM1=(0,255),	user defined char 1	*
UPARM2=(0,255),	user defined char 2	*
UPARM3=(0,255),	user defined char 3	*
CAPACITY=(1M,MAXIMUM),	line speed	*
COSTTIME=(0,128),	cost per connect time	*
COSTBYTE=(0,128),	cost per byte transmitted	*
PDELAY=(MINIMUM,TERRESTR),	propagation delay	*
SECURITY=(UNSECURE,MAXIMUM)	security level for TG	
NODEROW NUMBER=8,	node row number	*
WEIGHT=160,	node row weight	*
CONGEST=(LOW,HIGH),	congestion	*
ROUTERES=(0,255)	route addition resistance	
LINEROW WEIGHT=180,	line row weight	*
NUMBER=9,	line row number	*
UPARM1=(0,255),	user defined char 1	*
UPARM2=(0,255),	user defined char 2	*
UPARM3=(0,255),	user defined char 3	*
CAPACITY=(1M,MAXIMUM),	line speed	*
COSTTIME=(0,64),	cost per connect time	*
COSTBYTE=(0,0),	cost per byte transmitted	*
PDELAY=(MINIMUM,TERRESTR),	propagation delay	*
SECURITY=(UNSECURE,MAXIMUM)	security level for TG	
LINEROW WEIGHT=200,	line row weight	*
NUMBER=10,	line row number	*
UPARM1=(0,255),	user defined char 1	*
UPARM2=(0,255),	user defined char 2	*
UPARM3=(0,255),	user defined char 3	*
CAPACITY=(1M,MAXIMUM),	line speed	*
COSTTIME=(0,128),	cost per connect time	*
COSTBYTE=(0,128),	cost per byte transmitted	*
PDELAY=(MINIMUM,PACKET),	propagation delay	*
SECURITY=(UNSECURE,MAXIMUM)	security level for TG	
LINEROW WEIGHT=220,	line row weight	*
NUMBER=11,	line row number	*
UPARM1=(0,255),	user defined char 1	*
UPARM2=(0,255),	user defined char 2	*
UPARM3=(0,255),	user defined char 3	*
CAPACITY=(64K,MAXIMUM),	line speed	*
COSTTIME=(0,64),	cost per connect time	*
COSTBYTE=(0,0),	cost per byte transmitted	*
PDELAY=(MINIMUM,PACKET),	propagation delay	*
SECURITY=(UNSECURE,MAXIMUM)	security level for TG	
LINEROW WEIGHT=240,	line row weight	*
NUMBER=12,	line row number	*
UPARM1=(0,255),	user defined char 1	*
UPARM2=(0,255),	user defined char 2	*
UPARM3=(0,255),	user defined char 3	*
CAPACITY=(MINIMUM,MAXIMUM),	line speed	*
COSTTIME=(0,255),	cost per connect time	*
COSTBYTE=(0,255),	cost per byte transmitted	*
PDELAY=(MINIMUM,MAXIMUM),	propagation delay	*
SECURITY=(UNSECURE,MAXIMUM)	security level for TG	
*		
#INTERSC APPNCOS PRIORITY=HIGH,NUMBER=12	transmission priority	
LINEROW WEIGHT=20,	line row weight	*
NUMBER=1,	line row number	*
UPARM1=(0,255),	user defined char 1	*
UPARM2=(0,255),	user defined char 2	*
UPARM3=(0,255),	user defined char 3	*
CAPACITY=(10G,MAXIMUM),	line speed	*
COSTTIME=(0,64),	cost per connect time	*
COSTBYTE=(0,0),	cost per byte transmitted	*
PDELAY=(MINIMUM,NEGLIGIB),	propagation delay	*
SECURITY=(PUBLIC,MAXIMUM)	security level for TG	
NODEROW NUMBER=1,	node row number	*
WEIGHT=5,	node row weight	*
CONGEST=(LOW,LOW),	congestion	*
ROUTERES=(0,31)	route addition resistance	
LINEROW WEIGHT=40,	line row weight	*
NUMBER=2,	line row number	*
UPARM1=(0,255),	user defined char 1	*
UPARM2=(0,255),	user defined char 2	*
UPARM3=(0,255),	user defined char 3	*
CAPACITY=(1G,MAXIMUM),	line speed	*
COSTTIME=(0,64),	cost per connect time	*
COSTBYTE=(0,0),	cost per byte transmitted	*
PDELAY=(MINIMUM,NEGLIGIB),	propagation delay	*
SECURITY=(PUBLIC,MAXIMUM)	security level for TG	
NODEROW NUMBER=2,	node row number	*
WEIGHT=10,	node row weight	*
CONGEST=(LOW,LOW),	congestion	*

ROUTERES=(0,63)	route addition resistance
LINEROW WEIGHT=60,	line row weight *
NUMBER=3,	line row number *
UPARM1=(0,255),	user defined char 1 *
UPARM2=(0,255),	user defined char 2 *
UPARM3=(0,255),	user defined char 3 *
CAPACITY=(100M,MAXIMUM),	line speed *
COSTTIME=(0,64),	cost per connect time *
COSTBYTE=(0,0),	cost per byte transmitted *
PDELAY=(MINIMUM,NEGLIGIB),	propagation delay *
SECURITY=(PUBLIC,MAXIMUM)	security level for TG
NODEROW NUMBER=3,	node row number *
WEIGHT=20,	node row weight *
CONGEST=(LOW,LOW),	congestion *
ROUTERES=(0,95)	route addition resistance
LINEROW WEIGHT=80,	line row weight *
NUMBER=4,	line row number *
UPARM1=(0,255),	user defined char 1 *
UPARM2=(0,255),	user defined char 2 *
UPARM3=(0,255),	user defined char 3 *
CAPACITY=(1G,MAXIMUM),	line speed *
COSTTIME=(0,64),	cost per connect time *
COSTBYTE=(0,0),	cost per byte transmitted *
PDELAY=(MINIMUM,TERRESTR),	propagation delay *
SECURITY=(PUBLIC,MAXIMUM)	security level for TG
NODEROW NUMBER=4,	node row number *
WEIGHT=40,	node row weight *
CONGEST=(LOW,LOW),	congestion *
ROUTERES=(0,127)	route addition resistance
LINEROW WEIGHT=100,	line row weight *
NUMBER=5,	line row number *
UPARM1=(0,255),	user defined char 1 *
UPARM2=(0,255),	user defined char 2 *
UPARM3=(0,255),	user defined char 3 *
CAPACITY=(100M,MAXIMUM),	line speed *
COSTTIME=(0,64),	cost per connect time *
COSTBYTE=(0,0),	cost per byte transmitted *
PDELAY=(MINIMUM,TERRESTR),	propagation delay *
SECURITY=(PUBLIC,MAXIMUM)	security level for TG
NODEROW NUMBER=5,	node row number *
WEIGHT=60,	node row weight *
CONGEST=(LOW,LOW),	congestion *
ROUTERES=(0,159)	route addition resistance
LINEROW WEIGHT=120,	line row weight *
NUMBER=6,	line row number *
UPARM1=(0,255),	user defined char 1 *
UPARM2=(0,255),	user defined char 2 *
UPARM3=(0,255),	user defined char 3 *
CAPACITY=(25M,MAXIMUM),	line speed *
COSTTIME=(0,64),	cost per connect time *
COSTBYTE=(0,0),	cost per byte transmitted *
PDELAY=(MINIMUM,TERRESTR),	propagation delay *
SECURITY=(PUBLIC,MAXIMUM)	security level for TG
NODEROW NUMBER=6,	node row number *
WEIGHT=80,	node row weight *
CONGEST=(LOW,LOW),	congestion *
ROUTERES=(0,191)	route addition resistance
LINEROW WEIGHT=140,	line row weight *
NUMBER=7,	line row number *
UPARM1=(0,255),	user defined char 1 *
UPARM2=(0,255),	user defined char 2 *
UPARM3=(0,255),	user defined char 3 *
CAPACITY=(100M,MAXIMUM),	line speed *
COSTTIME=(0,128),	cost per connect time *
COSTBYTE=(0,128),	cost per byte transmitted *
PDELAY=(MINIMUM,TERRESTR),	propagation delay *
SECURITY=(PUBLIC,MAXIMUM)	security level for TG
NODEROW NUMBER=7,	node row number *
WEIGHT=120,	node row weight *
CONGEST=(LOW,HIGH),	congestion *
ROUTERES=(0,223)	route addition resistance
LINEROW WEIGHT=160,	line row weight *
NUMBER=8,	line row number *
UPARM1=(0,255),	user defined char 1 *
UPARM2=(0,255),	user defined char 2 *
UPARM3=(0,255),	user defined char 3 *
CAPACITY=(16M,MAXIMUM),	line speed *
COSTTIME=(0,128),	cost per connect time *
COSTBYTE=(0,128),	cost per byte transmitted *
PDELAY=(MINIMUM,TERRESTR),	propagation delay *
SECURITY=(PUBLIC,MAXIMUM)	security level for TG
NODEROW NUMBER=8,	node row number *

	WEIGHT=160,	node row weight	*
	CONGEST=(LOW,HIGH),	congestion	*
	ROUTERES=(0,255)	route addition resistance	*
LINEROW	WEIGHT=180,	line row weight	*
	NUMBER=9,	line row number	*
	UPARM1=(0,255),	user defined char 1	*
	UPARM2=(0,255),	user defined char 2	*
	UPARM3=(0,255),	user defined char 3	*
	CAPACITY=(1M,MAXIMUM),	line speed	*
	COSTTIME=(0,64),	cost per connect time	*
	COSTBYTE=(0,0),	cost per byte transmitted	*
	PDELAY=(MINIMUM,TERRESTR),	propagation delay	*
	SECURITY=(PUBLIC,MAXIMUM)	security level for TG	*
LINEROW	WEIGHT=200,	line row weight	*
	NUMBER=10,	line row number	*
	UPARM1=(0,255),	user defined char 1	*
	UPARM2=(0,255),	user defined char 2	*
	UPARM3=(0,255),	user defined char 3	*
	CAPACITY=(1M,MAXIMUM),	line speed	*
	COSTTIME=(0,128),	cost per connect time	*
	COSTBYTE=(0,128),	cost per byte transmitted	*
	PDELAY=(MINIMUM,PACKET),	propagation delay	*
	SECURITY=(PUBLIC,MAXIMUM)	security level for TG	*
LINEROW	WEIGHT=220,	line row weight	*
	NUMBER=11,	line row number	*
	UPARM1=(0,255),	user defined char 1	*
	UPARM2=(0,255),	user defined char 2	*
	UPARM3=(0,255),	user defined char 3	*
	CAPACITY=(64K,MAXIMUM),	line speed	*
	COSTTIME=(0,64),	cost per connect time	*
	COSTBYTE=(0,0),	cost per byte transmitted	*
	PDELAY=(MINIMUM,PACKET),	propagation delay	*
	SECURITY=(PUBLIC,MAXIMUM)	security level for TG	*
LINEROW	WEIGHT=240,	line row weight	*
	NUMBER=12,	line row number	*
	UPARM1=(0,255),	user defined char 1	*
	UPARM2=(0,255),	user defined char 2	*
	UPARM3=(0,255),	user defined char 3	*
	CAPACITY=(MINIMUM,MAXIMUM),	line speed	*
	COSTTIME=(0,255),	cost per connect time	*
	COSTBYTE=(0,255),	cost per byte transmitted	*
	PDELAY=(MINIMUM,MAXIMUM),	propagation delay	*
	SECURITY=(PUBLIC,MAXIMUM)	security level for TG	*
*			
#BATCH	APPNCOS PRIORITY=LOW,NUMBER=12	transmission priority	
LINEROW	WEIGHT=20,	line row weight	*
	NUMBER=1,	line row number	*
	UPARM1=(0,255),	user defined char 1	*
	UPARM2=(0,255),	user defined char 2	*
	UPARM3=(0,255),	user defined char 3	*
	CAPACITY=(10G,MAXIMUM),	line speed	*
	COSTTIME=(0,0),	cost per connect time	*
	COSTBYTE=(0,0),	cost per byte transmitted	*
	PDELAY=(MINIMUM,MAXIMUM),	propagation delay	*
	SECURITY=(UNSECURE,MAXIMUM)	security level for TG	*
NODEROW	NUMBER=1,	node row number	*
	WEIGHT=5,	node row weight	*
	CONGEST=(LOW,LOW),	congestion	*
	ROUTERES=(0,31)	route addition resistance	*
LINEROW	WEIGHT=40,	line row weight	*
	NUMBER=2,	line row number	*
	UPARM1=(0,255),	user defined char 1	*
	UPARM2=(0,255),	user defined char 2	*
	UPARM3=(0,255),	user defined char 3	*
	CAPACITY=(1G,MAXIMUM),	line speed	*
	COSTTIME=(0,0),	cost per connect time	*
	COSTBYTE=(0,0),	cost per byte transmitted	*
	PDELAY=(MINIMUM,MAXIMUM),	propagation delay	*
	SECURITY=(UNSECURE,MAXIMUM)	security level for TG	*
NODEROW	NUMBER=2,	node row number	*
	WEIGHT=10,	node row weight	*
	CONGEST=(LOW,LOW),	congestion	*
	ROUTERES=(0,63)	route addition resistance	*
LINEROW	WEIGHT=60,	line row weight	*
	NUMBER=3,	line row number	*
	UPARM1=(0,255),	user defined char 1	*
	UPARM2=(0,255),	user defined char 2	*
	UPARM3=(0,255),	user defined char 3	*
	CAPACITY=(1G,MAXIMUM),	line speed	*
	COSTTIME=(0,64),	cost per connect time	*
	COSTBYTE=(0,0),	cost per byte transmitted	*
	PDELAY=(MINIMUM,MAXIMUM),	propagation delay	*

SECURITY=(UNSECURE,MAXIMUM)	security level for TG	
NODEROW NUMBER=3,	node row number	*
WEIGHT=20,	node row weight	*
CONGEST=(LOW,LOW),	congestion	*
ROUTERES=(0,95)	route addition resistance	
LINEROW WEIGHT=80,	line row weight	*
NUMBER=4,	line row number	*
UPARM1=(0,255),	user defined char 1	*
UPARM2=(0,255),	user defined char 2	*
UPARM3=(0,255),	user defined char 3	*
CAPACITY=(100M,MAXIMUM),	line speed	*
COSTTIME=(0,64),	cost per connect time	*
COSTBYTE=(0,0),	cost per byte transmitted	*
PDELAY=(MINIMUM,MAXIMUM),	propagation delay	*
SECURITY=(UNSECURE,MAXIMUM)	security level for TG	
NODEROW NUMBER=4,	node row number	*
WEIGHT=40,	node row weight	*
CONGEST=(LOW,LOW),	congestion	*
ROUTERES=(0,127)	route addition resistance	
LINEROW WEIGHT=100,	line row weight	*
NUMBER=5,	line row number	*
UPARM1=(0,255),	user defined char 1	*
UPARM2=(0,255),	user defined char 2	*
UPARM3=(0,255),	user defined char 3	*
CAPACITY=(25M,MAXIMUM),	line speed	*
COSTTIME=(0,64),	cost per connect time	*
COSTBYTE=(0,0),	cost per byte transmitted	*
PDELAY=(MINIMUM,MAXIMUM),	propagation delay	*
SECURITY=(UNSECURE,MAXIMUM)	security level for TG	
NODEROW NUMBER=5,	node row number	*
WEIGHT=60,	node row weight	*
CONGEST=(LOW,LOW),	congestion	*
ROUTERES=(0,159)	route addition resistance	
LINEROW WEIGHT=120,	line row weight	*
NUMBER=6,	line row number	*
UPARM1=(0,255),	user defined char 1	*
UPARM2=(0,255),	user defined char 2	*
UPARM3=(0,255),	user defined char 3	*
CAPACITY=(1M,MAXIMUM),	line speed	*
COSTTIME=(0,64),	cost per connect time	*
COSTBYTE=(0,0),	cost per byte transmitted	*
PDELAY=(MINIMUM,MAXIMUM),	propagation delay	*
SECURITY=(UNSECURE,MAXIMUM)	security level for TG	
NODEROW NUMBER=6,	node row number	*
WEIGHT=80,	node row weight	*
CONGEST=(LOW,LOW),	congestion	*
ROUTERES=(0,191)	route addition resistance	
LINEROW WEIGHT=140,	line row weight	*
NUMBER=7,	line row number	*
UPARM1=(0,255),	user defined char 1	*
UPARM2=(0,255),	user defined char 2	*
UPARM3=(0,255),	user defined char 3	*
CAPACITY=(10G,MAXIMUM),	line speed	*
COSTTIME=(0,64),	cost per connect time	*
COSTBYTE=(0,128),	cost per byte transmitted	*
PDELAY=(MINIMUM,MAXIMUM),	propagation delay	*
SECURITY=(UNSECURE,MAXIMUM)	security level for TG	
NODEROW NUMBER=7,	node row number	*
WEIGHT=120,	node row weight	*
CONGEST=(LOW,HIGH),	congestion	*
ROUTERES=(0,223)	route addition resistance	
LINEROW WEIGHT=160,	line row weight	*
NUMBER=8,	line row number	*
UPARM1=(0,255),	user defined char 1	*
UPARM2=(0,255),	user defined char 2	*
UPARM3=(0,255),	user defined char 3	*
CAPACITY=(1G,MAXIMUM),	line speed	*
COSTTIME=(0,64),	cost per connect time	*
COSTBYTE=(0,128),	cost per byte transmitted	*
PDELAY=(MINIMUM,MAXIMUM),	propagation delay	*
SECURITY=(UNSECURE,MAXIMUM)	security level for TG	
NODEROW NUMBER=8,	node row number	*
WEIGHT=160,	node row weight	*
CONGEST=(LOW,HIGH),	congestion	*
ROUTERES=(0,255)	route addition resistance	
LINEROW WEIGHT=180,	line row weight	*
NUMBER=9,	line row number	*
UPARM1=(0,255),	user defined char 1	*
UPARM2=(0,255),	user defined char 2	*
UPARM3=(0,255),	user defined char 3	*
CAPACITY=(16M,MAXIMUM),	line speed	*
COSTTIME=(0,128),	cost per connect time	*

COSTBYTE=(0,128),	cost per byte transmitted	*
PDELAY=(MINIMUM,MAXIMUM),	propagation delay	*
SECURITY=(UNSECURE,MAXIMUM)	security level for TG	
LINEROW WEIGHT=200,	line row weight	*
NUMBER=10,	line row number	*
UPARM1=(0,255),	user defined char 1	*
UPARM2=(0,255),	user defined char 2	*
UPARM3=(0,255),	user defined char 3	*
CAPACITY=(1M,MAXIMUM),	line speed	*
COSTTIME=(0,128),	cost per connect time	*
COSTBYTE=(0,128),	cost per byte transmitted	*
PDELAY=(MINIMUM,MAXIMUM),	propagation delay	*
SECURITY=(UNSECURE,MAXIMUM)	security level for TG	
LINEROW WEIGHT=220,	line row weight	*
NUMBER=11,	line row number	*
UPARM1=(0,255),	user defined char 1	*
UPARM2=(0,255),	user defined char 2	*
UPARM3=(0,255),	user defined char 3	*
CAPACITY=(64K,MAXIMUM),	line speed	*
COSTTIME=(0,64),	cost per connect time	*
COSTBYTE=(0,0),	cost per byte transmitted	*
PDELAY=(MINIMUM,MAXIMUM),	propagation delay	*
SECURITY=(UNSECURE,MAXIMUM)	security level for TG	
LINEROW WEIGHT=240,	line row weight	*
NUMBER=12,	line row number	*
UPARM1=(0,255),	user defined char 1	*
UPARM2=(0,255),	user defined char 2	*
UPARM3=(0,255),	user defined char 3	*
CAPACITY=(MINIMUM,MAXIMUM),	line speed	*
COSTTIME=(0,255),	cost per connect time	*
COSTBYTE=(0,255),	cost per byte transmitted	*
PDELAY=(MINIMUM,MAXIMUM),	propagation delay	*
SECURITY=(UNSECURE,MAXIMUM)	security level for TG	
*		
#BATCHSC APPNCOS PRIORITY=LOW,NUMBER=12	transmission priority	
LINEROW WEIGHT=20,	line row weight	*
NUMBER=1,	line row number	*
UPARM1=(0,255),	user defined char 1	*
UPARM2=(0,255),	user defined char 2	*
UPARM3=(0,255),	user defined char 3	*
CAPACITY=(10G,MAXIMUM),	line speed	*
COSTTIME=(0,0),	cost per connect time	*
COSTBYTE=(0,0),	cost per byte transmitted	*
PDELAY=(MINIMUM,MAXIMUM),	propagation delay	*
SECURITY=(PUBLIC,MAXIMUM)	security level for TG	
NODEROW NUMBER=1,	node row number	*
WEIGHT=5,	node row weight	*
CONGEST=(LOW,LOW),	congestion	*
ROUTERES=(0,31)	route addition resistance	
LINEROW WEIGHT=40,	line row weight	*
NUMBER=2,	line row number	*
UPARM1=(0,255),	user defined char 1	*
UPARM2=(0,255),	user defined char 2	*
UPARM3=(0,255),	user defined char 3	*
CAPACITY=(1G,MAXIMUM),	line speed	*
COSTTIME=(0,0),	cost per connect time	*
COSTBYTE=(0,0),	cost per byte transmitted	*
PDELAY=(MINIMUM,MAXIMUM),	propagation delay	*
SECURITY=(PUBLIC,MAXIMUM)	security level for TG	
NODEROW NUMBER=2,	node row number	*
WEIGHT=10,	node row weight	*
CONGEST=(LOW,LOW),	congestion	*
ROUTERES=(0,63)	route addition resistance	
LINEROW WEIGHT=60,	line row weight	*
NUMBER=3,	line row number	*
UPARM1=(0,255),	user defined char 1	*
UPARM2=(0,255),	user defined char 2	*
UPARM3=(0,255),	user defined char 3	*
CAPACITY=(1G,MAXIMUM),	line speed	*
COSTTIME=(0,64),	cost per connect time	*
COSTBYTE=(0,0),	cost per byte transmitted	*
PDELAY=(MINIMUM,MAXIMUM),	propagation delay	*
SECURITY=(PUBLIC,MAXIMUM)	security level for TG	
NODEROW NUMBER=3,	node row number	*
WEIGHT=20,	node row weight	*
CONGEST=(LOW,LOW),	congestion	*
ROUTERES=(0,95)	route addition resistance	
LINEROW WEIGHT=80,	line row weight	*
NUMBER=4,	line row number	*
UPARM1=(0,255),	user defined char 1	*
UPARM2=(0,255),	user defined char 2	*
UPARM3=(0,255),	user defined char 3	*

CAPACITY=(100M,MAXIMUM),	line speed	*
COSTTIME=(0,64),	cost per connect time	*
COSTBYTE=(0,0),	cost per byte transmitted	*
PDELAY=(MINIMUM,MAXIMUM),	propagation delay	*
SECURITY=(PUBLIC,MAXIMUM)	security level for TG	
NODEROW NUMBER=4,	node row number	*
WEIGHT=40,	node row weight	*
CONGEST=(LOW,LOW),	congestion	*
ROUTERES=(0,127)	route addition resistance	
LINEROW WEIGHT=100,	line row weight	*
NUMBER=5,	line row number	*
UPARM1=(0,255),	user defined char 1	*
UPARM2=(0,255),	user defined char 2	*
UPARM3=(0,255),	user defined char 3	*
CAPACITY=(25M,MAXIMUM),	line speed	*
COSTTIME=(0,64),	cost per connect time	*
COSTBYTE=(0,0),	cost per byte transmitted	*
PDELAY=(MINIMUM,MAXIMUM),	propagation delay	*
SECURITY=(PUBLIC,MAXIMUM)	security level for TG	
NODEROW NUMBER=5,	node row number	*
WEIGHT=60,	node row weight	*
CONGEST=(LOW,LOW),	congestion	*
ROUTERES=(0,159)	route addition resistance	
LINEROW WEIGHT=120,	line row weight	*
NUMBER=6,	line row number	*
UPARM1=(0,255),	user defined char 1	*
UPARM2=(0,255),	user defined char 2	*
UPARM3=(0,255),	user defined char 3	*
CAPACITY=(1M,MAXIMUM),	line speed	*
COSTTIME=(0,64),	cost per connect time	*
COSTBYTE=(0,0),	cost per byte transmitted	*
PDELAY=(MINIMUM,MAXIMUM),	propagation delay	*
SECURITY=(PUBLIC,MAXIMUM)	security level for TG	
NODEROW NUMBER=6,	node row number	*
WEIGHT=80,	node row weight	*
CONGEST=(LOW,LOW),	congestion	*
ROUTERES=(0,191)	route addition resistance	
LINEROW WEIGHT=140,	line row weight	*
NUMBER=7,	line row number	*
UPARM1=(0,255),	user defined char 1	*
UPARM2=(0,255),	user defined char 2	*
UPARM3=(0,255),	user defined char 3	*
CAPACITY=(10G,MAXIMUM),	line speed	*
COSTTIME=(0,64),	cost per connect time	*
COSTBYTE=(0,128),	cost per byte transmitted	*
PDELAY=(MINIMUM,MAXIMUM),	propagation delay	*
SECURITY=(PUBLIC,MAXIMUM)	security level for TG	
NODEROW NUMBER=7,	node row number	*
WEIGHT=120,	node row weight	*
CONGEST=(LOW,HIGH),	congestion	*
ROUTERES=(0,223)	route addition resistance	
LINEROW WEIGHT=160,	line row weight	*
NUMBER=8,	line row number	*
UPARM1=(0,255),	user defined char 1	*
UPARM2=(0,255),	user defined char 2	*
UPARM3=(0,255),	user defined char 3	*
CAPACITY=(1G,MAXIMUM),	line speed	*
COSTTIME=(0,64),	cost per connect time	*
COSTBYTE=(0,128),	cost per byte transmitted	*
PDELAY=(MINIMUM,MAXIMUM),	propagation delay	*
SECURITY=(PUBLIC,MAXIMUM)	security level for TG	
NODEROW NUMBER=8,	node row number	*
WEIGHT=160,	node row weight	*
CONGEST=(LOW,HIGH),	congestion	*
ROUTERES=(0,255)	route addition resistance	
LINEROW WEIGHT=180,	line row weight	*
NUMBER=9,	line row number	*
UPARM1=(0,255),	user defined char 1	*
UPARM2=(0,255),	user defined char 2	*
UPARM3=(0,255),	user defined char 3	*
CAPACITY=(16M,MAXIMUM),	line speed	*
COSTTIME=(0,128),	cost per connect time	*
COSTBYTE=(0,128),	cost per byte transmitted	*
PDELAY=(MINIMUM,MAXIMUM),	propagation delay	*
SECURITY=(PUBLIC,MAXIMUM)	security level for TG	
LINEROW WEIGHT=200,	line row weight	*
NUMBER=10,	line row number	*
UPARM1=(0,255),	user defined char 1	*
UPARM2=(0,255),	user defined char 2	*
UPARM3=(0,255),	user defined char 3	*
CAPACITY=(1M,MAXIMUM),	line speed	*
COSTTIME=(0,128),	cost per connect time	*

	COSTBYTE=(0,128),	cost per byte transmitted	*
	PDELAY=(MINIMUM,MAXIMUM),	propagation delay	*
	SECURITY=(PUBLIC,MAXIMUM)	security level for TG	
LINEROW	WEIGHT=220,	line row weight	*
	NUMBER=11,	line row number	*
	UPARM1=(0,255),	user defined char 1	*
	UPARM2=(0,255),	user defined char 2	*
	UPARM3=(0,255),	user defined char 3	*
	CAPACITY=(64K,MAXIMUM),	line speed	*
	COSTTIME=(0,64),	cost per connect time	*
	COSTBYTE=(0,0),	cost per byte transmitted	*
	PDELAY=(MINIMUM,MAXIMUM),	propagation delay	*
	SECURITY=(PUBLIC,MAXIMUM)	security level for TG	
LINEROW	WEIGHT=240,	line row weight	*
	NUMBER=12,	line row number	*
	UPARM1=(0,255),	user defined char 1	*
	UPARM2=(0,255),	user defined char 2	*
	UPARM3=(0,255),	user defined char 3	*
	CAPACITY=(MINIMUM,MAXIMUM),	line speed	*
	COSTTIME=(0,255),	cost per connect time	*
	COSTBYTE=(0,255),	cost per byte transmitted	*
	PDELAY=(MINIMUM,MAXIMUM),	propagation delay	*
	SECURITY=(PUBLIC,MAXIMUM)	security level for TG	
*			

APPN transmission group (TG) profile definitions (IBMTGPS)

Ethernet

ETHERNET	TGP	COSTTIME=0,COSTBYTE=0,SECURITY=UNSECURE, PDELAY=NEGLIGIB,CAPACITY=10M	*
----------	-----	--	---

SDLC non-switched

SDLCNSWT	TGP	COSTTIME=0,COSTBYTE=0,SECURITY=UNSECURE, PDELAY=TERRESTR,CAPACITY=10K	*
----------	-----	--	---

SDLC switched

SDLCSWTD	TGP	COSTTIME=128,COSTBYTE=128,SECURITY=UNSECURE, PDELAY=TERRESTR,CAPACITY=10K	*
----------	-----	--	---

X.25

X25	TGP	COSTTIME=128,COSTBYTE=128,SECURITY=PUBLIC, PDELAY=PACKET,CAPACITY=10K	*
-----	-----	--	---

Channel

CHANNEL	TGP	COSTTIME=0,COSTBYTE=0,SECURITY=SECURE, PDELAY=NEGLIGIB,CAPACITY=36M	*
---------	-----	--	---

ESCON channel

ESCON	TGP	COSTTIME=0,COSTBYTE=0,SECURITY=SECURE, PDELAY=NEGLIGIB,CAPACITY=200M	*
-------	-----	---	---

XCF

XCF	TGP	COSTTIME=0,COSTBYTE=0,SECURITY=SECURE, PDELAY=NEGLIGIB,CAPACITY=25M	*
-----	-----	--	---

Enterprise Extender, campus

EEXTCAMP	TGP	COSTTIME=0,COSTBYTE=0,SECURITY=UNSECURE, PDELAY=TERRESTR,CAPACITY=4M	*
----------	-----	---	---

Enterprise Extender, wide area network

EEXTWAN	TGP	COSTTIME=0,COSTBYTE=0,SECURITY=PUBLIC, PDELAY=PACKET,CAPACITY=56K	*
---------	-----	--	---

Fast Ethernet

FASTENET	TGP	COSTTIME=0,COSTBYTE=0,SECURITY=UNSECURE, PDELAY=NEGLIGIB,CAPACITY=100M	*
----------	-----	---	---

Gigabit Ethernet

GIGENET	TGP	COSTTIME=0,COSTBYTE=0,SECURITY=UNSECURE, PDELAY=NEGLIGIB,CAPACITY=1000M	*
---------	-----	--	---

Gigabit Ethernet, 10G

GIGNET10	TGP	COSTTIME=0,COSTBYTE=0,SECURITY=UNSECURE, PDELAY=NEGLIGIB,CAPACITY=10G	*
----------	-----	--	---

FICON

FICON	TGP	COSTTIME=0,COSTBYTE=0,SECURITY=UNSECURE, PDELAY=NEGLIGIB,CAPACITY=600M	*
-------	-----	---	---

FICON Express

FICONEXP	TGP	COSTTIME=0,COSTBYTE=0,SECURITY=UNSECURE, PDELAY=NEGLIGIB,CAPACITY=1000M	*
----------	-----	--	---

HiperSockets

HIPERSOC	TGP	COSTTIME=0,COSTBYTE=0,SECURITY=UNSECURE, PDELAY=NEGLIGIB,CAPACITY=1000M	*
----------	-----	--	---

Message flooding table (ISTMSFLD)

```
*  MODULE NAME:  ISTMSFLD
*  GDE:  MESSAGE FLOODING TABLE
*  DOC:  TABLE OF MESSAGES THAT ARE CANDIDATES FOR SUPPRESSION.
*
*
*  Copyright:    Licensed Materials - Property of IBM
*
*               "Restricted Materials of IBM"
*
*               5650-Z0S
*
*               Copyright IBM Corp. 1992, 2013
*
*  Status:      CSV2R1
```

```

*
*
* TABLE FOR ACF/VTAM PRE-DESIGNATED SUPPRESSION CANDIDATES
*
* NOTE: INTERNAL TABLE IS ISTMSFLI
*
* $MAC(ISTMSFLD),COMP(MSGS),PROD(VTAM): EXTERNAL MESSAGE FLOOD TABLE
*
* FLAG REASON RELEASE DATE ORIGIN FLAG DESCRIPTORS
* -----
* $I0= FIF@MST DPSITEM 920623 450767: External Flood Table Support
* $U2= P108126 DPSITEM 930325 226987: Flood Table Enhancements
* $U3= FIFDR004 DPSITEM 920430 226987: Update for defaults
* $T1= P104816 HATAPPN 921012 591683: Add NQN replacement messages
* $04= 0Y57097 SNAIP 930323 324086: New message IST1386I
* $H1= VS@@MST VSE/ESA 931110 544872: New message IST1000I
* $U4= P112611 SNA/IP2 940314 139890: Add message IST1388I
* $L1= KFRDR019 FREEDOM 950329 699466: Implement VTA09960752
* $Y1= P118721 FREEDOM 950419 699466: Correct M664 link
*
* Flag Reason Release Date Origin Description
* -----
* $F1= P127165 CSV2R6 980226 MCGEACHY: Add some HPR/UDP messages
* $A1= 0W30833 CSV2R7 980518 N$TTLA : Add message IST1693I
* $A2= 0W26575 CSV2R7 980517 N$TTLA : Add message IST520I
* $G1= P127943 CSV2R7 980918 JPERKINS: Correct the integration of
* 0W30833 and 0W27575
* $L2= R12CNN CSV1R2 000706 GXM : CNN Routing Failure Msg
* $N1= R14CSALM CSV1R4 010716 NMCAREY : CSALIMIT Enhancement
* $A3= 0W55284 CSV1R5 020715 KUNKEL : Add message IST1762I
* $Q1= R16EEVRN CSV1R5 020715 RKunkel : Multiple VRNs for EE
* $Q2= D131648 R16BASE 021018 RKunkel : Same VRN name allowed for
* Local and Global
* $Q3= D132176 R16EEIP6 030205 PatBrown: Add message IST1890I
* $Q4= D132467 R16EEMGT 030408 VANZIMM : Add messages for
* SNAMGMT Server subtask
* $R1= X16RTPRC CSV1R6 030709 Zebrow : Stalled HPR Pipe Recovry
* $E1= RASNANLP CSV1R10 070628 RKunkel : Path MTU Discovery for EE
* $A4= 0A09256 ZCSV2R7 050111 JPERKINS: Add IST1806I/IST1807I
* $A5= 0A10450 ZCSV2R7 050315 JPERKINS: Add IST1903I
* $A6= 0A10637 ZCSV2R7 050315 JPERKINS: Add IST1136I/IST1416I
* $A7= 0A14845 HVT6170 060122 Kunkel : Add IST2187I
* $ = 0A21989 CSV1R9 070727 YOUNGCAE: Replace missing messages
* added by change flags
* $A4, $A5, $A6, and $A7
* $E2= D143522 RASNANLP 080131 Kunkel : Modify IST2245I-IST2247I
* $F2= D147322 RBBASE 090318 youngcae: Remove retired messages
* (Deletes only)
* $H2= RCSNAEEH CSV1R12 091118 harishs : EE Health verification
* $A8= 0A31829 HVT6190 100216 youngcae: Add IST2058I
* $V1= REFINAPV CSV2R1 111109 HARISHS : Add IST2364I
* (FIN APAR 0A37787)
* $31= 29899 RFBASE 150316 kunkel : AIMON support
*****
ISTMSFLD FLDTAB
*/*****
*/* IST017I *
*/* UNABLE TO LOAD PHASE % *
*/*****
M017 FLDENT MESSAGE=0017, MESSAGE IST017I X
TIME=, DEFAULT TO 30 SECONDS X
VARTEXT=(YES), PHASE NAME X
HARDCOPY= DEFAULT TO YES
*/*****
*/* IST118I *
*/* ANOMALY FOUND NEAR RECORD % IN MEMBER % - CODE % *
*/*****
M118 FLDENT MESSAGE=0118, MESSAGE IST118I X
TIME=, DEFAULT TO 30 SECONDS X
VARTEXT=(NO, COUNT X
YES, MEMBER NAME X
YES), CODE X
HARDCOPY= DEFAULT TO YES
*/*****
*/* IST154I *
*/* EXPANSION FAILED FOR % BUFFER POOL - CODE %, *
*/* USERID = % *
*/*****
M154 FLDENT MESSAGE=0154, MESSAGE IST154I X
TIME=, DEFAULT TO 30 SECONDS X
VARTEXT=(YES, BUFFER POOL X
YES, CODE X

```

```

YES),                                USERID                                X
HARDCOPY=                            DEFAULT TO YES

*/*****
*/*   IST182I                        *
*/*   UNABLE TO GET STORAGE FOR CKPT % MAJOR NODE % *
*/*****
M182   FLDENT  MESSAGE=0182,          MESSAGE IST182I          X
        TIME=,                        DEFAULT TO 30 SECONDS    X
        VARTEXT=(YES,                  DATASET NAME            X
        YES),                          NODE NAME                X
        HARDCOPY=                      DEFAULT TO YES

*/*****
*/*   IST192I                        *
*/*   POA MSG TRANSFER FAILED - INSUFFICIENT STORAGE *
*/*****
M192   FLDENT  MESSAGE=0192,          MESSAGE IST192I          X
        TIME=,                        DEFAULT TO 30 SECONDS    X
        HARDCOPY=                      DEFAULT TO YES

*/*****
*/*   IST208I                        *
*/*   UNABLE TO TERMINATE SESSIONS FOR ID = % - *
*/*   INSUFFICIENT STORAGE *
*/*****
M208   FLDENT  MESSAGE=0208,          MESSAGE IST208I          X
        TIME=,                        DEFAULT TO 30 SECONDS    X
        VARTEXT=YES,                  MINOR NODE                X
        HARDCOPY=                      DEFAULT TO YES

*/*****
*/*   IST234I                        *
*/*   I/O ERROR % *
*/*****
M234   FLDENT  MESSAGE=0234,          MESSAGE IST234I          X
        TIME=,                        DEFAULT TO 30 SECONDS    X
        VARTEXT=YES,                  ONE TEXT FIELD            X
        HARDCOPY=                      DEFAULT TO YES

*/*****
*/*   IST301I                        *
*/*   INSUFFICIENT VFBUF STORAGE FOR I/O TRACE TABLE *
*/*****
M301   FLDENT  MESSAGE=0301,          MESSAGE IST301I          X
        TIME=,                        DEFAULT TO 30 SECONDS    X
        HARDCOPY=                      DEFAULT TO YES

*/*****
*/*   IST348I                        *
*/*   UNABLE TO PROCESS DISCONNECTION FOR PU = % *
*/*   DUE TO LACK OF STORAGE *
*/*****
M348   FLDENT  MESSAGE=0348,          MESSAGE IST348I          X
        TIME=,                        DEFAULT TO 30 SECONDS    X
        VARTEXT=(YES),                PUNAME                    X
        HARDCOPY=                      DEFAULT TO YES

*/*****
*/*   IST366I                        *
*/*   CONFIG % UNABLE TO DEFINE % - MAXIMUM NUMBER OF *
*/*   NETWORK ADDRESSES FOR HOST SUBAREA EXCEEDED *
*/*****
M366   FLDENT  MESSAGE=0366,          MESSAGE IST366I          X
        TIME=,                        DEFAULT TO 30 SECONDS    X
        VARTEXT=(YES,                  CONFIG NAME              X
        NO),                          NODE NAME                X
        HARDCOPY=                      DEFAULT TO YES

*/*****
*/*   IST367I                        *
*/*   NO STORAGE TO DEFINE NODE % CONFIG % *
*/*****
M367   FLDENT  MESSAGE=0367,          MESSAGE IST367I          X
        TIME=,                        DEFAULT TO 30 SECONDS    X
        VARTEXT=(NO,                  NODE NAME                X
        YES),                          CONFIG NAME              X
        HARDCOPY=                      DEFAULT TO YES

*/*****
*/*   IST380I                        *
*/*   ERROR FOR ID = % - REQUEST: %, SENSE % *
*/*****
M380   FLDENT  MESSAGE=0380,          MESSAGE IST380I          X
        TIME=,                        DEFAULT TO 30 SECONDS    X
        VARTEXT=(NO,                  NODE NAME                X
        YES,                          RU NAME                    X
        YES),                          SENSE CODE                X
        HARDCOPY=                      DEFAULT TO YES

*/*****
*/*   IST436I                        *

```

```

*/*      STORAGE NOT AVAILABE FOR TUNING STATISTICS DATA  *
*/*****
M436      FLDENT  MESSAGE=0436,          MESSAGE IST436I          X
          TIME=,                          DEFAULT TO 30 SECONDS  X
          HARDCOPY=                        DEFAULT TO YES
*/*****
*/*      IST520I                                          *
*/*      UNABLE TO PROCESS %                               *
*/*****
M520      FLDENT  MESSAGE=0520,          MESSAGE IST520I          @A2AX
          TIME=,                          DEFAULT 30 SECONDS  @A2AX
          VARTEXT=(YES),                  REQUEST              @A2AX
          LIST=1694,                      LINK TO IST1694I      @A2AX
          HARDCOPY=                        DEFAULT TO YES      @A2A
*/*****
*/*      IST522I                                          *
*/*      % % % SA % TO SA % %                               *
*/*****
M522      FLDENT  MESSAGE=0522,          MESSAGE IST522I          X
          TIME=,                          DEFAULT TO 30 SECONDS  X
          VARTEXT=(YES,                  ER/VR NUMBER          X
          YES,                          OPTION                  X
          YES,                          FAILED/REJECTED         X
          YES,                          SA1                     X
          YES,                          SA2                     X
          YES),                          FOR TPi                 X
          HARDCOPY=                        DEFAULT TO YES
*/*****
*/*      IST526I                                          *
*/*      ROUTE FAILED FROM % TO % - DSA % - NETID %        *
*/*****
M526      FLDENT  MESSAGE=0526,          MESSAGE IST526I          X
          TIME=,                          DEFAULT TO 30 SECONDS  X
          VARTEXT=(YES,                  SUBAREA1              X
          YES,                          SUBAREA2              X
          YES,                          DESTSUBAREA           X
          YES),                          NETID                 X
          HARDCOPY=                        DEFAULT TO YES
*/*****
*/*      IST561I                                          *
*/*      STORAGE UNAVAILABLE: % BUFFER POOL                *
*/*****
M561      FLDENT  MESSAGE=0561,          MESSAGE IST561I          X
          TIME=,                          DEFAULT TO 30 SECONDS  X
          VARTEXT=(YES),                  BUFFER POOL          X
          HARDCOPY=                        DEFAULT TO YES
*/*****
*/*      IST562I                                          *
*/*      STORAGE UNAVAILABLE: % REACHED                    *
*/*****
M562      FLDENT  MESSAGE=0562,          MESSAGE IST562I          X
          TIME=,                          DEFAULT TO 30 SECONDS  X
          VARTEXT=(YES),                  CSA TYPE             X
          HARDCOPY=                        DEFAULT TO YES
*/*****
*/*      IST563I                                          *
*/*      STORAGE UNAVAILABLE: MAXPVT REACHED FOR % %       *
*/*****
M563      FLDENT  MESSAGE=0563,          MESSAGE IST563I          X
          TIME=,                          DEFAULT TO 30 SECONDS  X
          VARTEXT=(YES,                  JOB NAME              X
          YES),                          STEPNAME|USERID       X
          HARDCOPY=                        DEFAULT TO YES
*/*****
*/*      IST564I                                          *
*/*      STORAGE UNAVAILABLE: COMMON AREA SUBPOOL %        *
*/*****
M564      FLDENT  MESSAGE=0564,          MESSAGE IST564I          X
          TIME=,                          DEFAULT TO 30 SECONDS  X
          VARTEXT=(YES),                  SUBPOOL              X
          HARDCOPY=                        DEFAULT TO YES
*/*****
*/*      IST565I                                          *
*/*      STORAGE UNAVAILABLE: VTAM PRIVATE AREA SUBPOOL %  *
*/*****
M565      FLDENT  MESSAGE=0565,          MESSAGE IST565I          X
          TIME=,                          DEFAULT TO 30 SECONDS  X
          VARTEXT=(YES),                  SUBPOOL              X
          HARDCOPY=                        DEFAULT TO YES
*/*****
*/*      IST566I                                          *
*/*      STORAGE UNAVAILABLE: % % SUBPOOL %                *

```

```

*/*****
M566      FLDENT  MESSAGE=0566,          MESSAGE IST566I          X
          TIME=,                          DEFAULT TO 30 SECONDS  X
          VARTEXT=(YES,                   JOB NAME              X
          YES,                             STEPNAME|USERID       X
          YES),                           SUBPOOL NAME          X
          HARDCOPY=                        DEFAULT TO YES
*/*****
*/*      IST663I                          *
*/*      % REQUEST %, SENSE = %          *
*/*****
M663      FLDENT  MESSAGE=0663,          MESSAGE IST663I          X
          TIME=,                          DEFAULT TO 30 SECONDS  X
          VARTEXT=(YES,                   REQUEST                X
          YES,                             ADJNODE NAME - RESULTS X
          YES),                           SENSE                 X
          LIST=664,                       LINK TO IST664I          @Y1CX
          HARDCOPY=                        DEFAULT TO YES
*/*****
*/*      IST664I                          *
*/*      % %=% % %=%                    *
*/*****
M664      FLDENT  MESSAGE=0664,          MESSAGE IST664I          @L1AX
          VARTEXT=(YES,                   REAL/ALIAS            @L1AX
          YES,                             OLU/PLU              @L1AX
          YES,                             NAME                  @L1AX
          YES,                             REAL/ALIAS            @L1AX
          YES,                             SLU/DLU              @L1AX
          YES),                           NAME                  @L1A
*/*****
*/*      IST678I                          *
*/*      INSUFFICIENT STORAGE TO SCHEDULE TPEND EXIT *
*/*      FOR %                            *
*/*****
M678      FLDENT  MESSAGE=0678,          MESSAGE IST678I          X
          TIME=,                          DEFAULT TO 30 SECONDS  X
          VARTEXT=(YES),                   APPL NAME              X
          HARDCOPY=                        DEFAULT TO YES
*/*****
*/*      IST820I                          *
*/*      % RSP DATA DISCARDED FOR ID = % - INSUFF STORAGE *
*/*****
M820      FLDENT  MESSAGE=0820,          MESSAGE IST820I          X
          TIME=,                          DEFAULT TO 30 SECONDS  X
          VARTEXT=(YES,                   'ACTLU'|'ACTPU'        X
          YES),                           NODE NAME              X
          HARDCOPY=                        DEFAULT TO YES
*/*****
*/*      IST822I                          *
*/*      CRRM % RECOVERY FAILED - INSUFFICIENT STORAGE *
*/*****
M822      FLDENT  MESSAGE=0822,          MESSAGE IST822I          X
          TIME=,                          DEFAULT TO 30 SECONDS  X
          VARTEXT=(YES),                   CDRM NAME              X
          HARDCOPY=                        DEFAULT TO YES
*/*****
*/*      IST860I                          *
*/*      DEACTIVATION OF % INCOMPLETE - INSUFFICIENT *
*/*      STORAGE                          *
*/*****
M860      FLDENT  MESSAGE=0860,          MESSAGE IST860I          X
          TIME=,                          DEFAULT TO 30 SECONDS  X
          VARTEXT=(YES),                   NODE NAME              X
          HARDCOPY=                        DEFAULT TO YES
*/*****
*/*      IST930I                          *
*/*      % - % SESSION USING % OF %BUF    *
*/*****
M930      FLDENT  MESSAGE=0930,          MESSAGE IST930I          X
          TIME=,                          DEFAULT TO 30 SECONDS  X
          VARTEXT=(YES,                   NODENAME1              X
          YES,                             NODENAME2              X
          YES,                             PERCENTAGE            X
          YES),                           POOL                  X
          HARDCOPY=                        DEFAULT TO YES
*/*****
*/*      IST932E                          *
*/*      FAILURE OCCURRED DURING TAKEOVER OF %, SENSE=% *
*/*****
M932      FLDENT  MESSAGE=0932,          MESSAGE IST932E          X
          TIME=,                          DEFAULT TO 30 SECONDS  X
          VARTEXT=(YES,                   LUNAME                 X

```

```

YES),
HARDCOPY=
SENSE CODE
DEFAULT TO YES
X
*/*****
*/ * IST970I *
*/ * LU - LU VERIFICATION ERROR % FOR % *
*/*****
M970 FLDENT MESSAGE=0970, MESSAGE IST970I X
TIME=, DEFAULT TO 30 SECONDS X
VARTEXT=(YES, CODE X
YES), PROFILE NAME X
HARDCOPY= DEFAULT TO YES
*/*****
*/ * IST976I *
*/ * ENTRY % DEFINED BUT NO % DEFINED FOR % *
*/*****
M976 FLDENT MESSAGE=0976, MESSAGE IST976I X
TIME=, DEFAULT TO 30 SECONDS X
VARTEXT=(YES, ENTRY NAME X
NO, TABLE TYPE X
NO), RESOURCE NAME X
HARDCOPY= DEFAULT TO YES
*/*****
*/ * IST983E *
*/ * % MESSAGE QUEUE LIMIT EXCEEDED - FURTHER *
*/ * MESSAGES WILL BE DISCARDED *
*/*****
M983 FLDENT MESSAGE=0983, MESSAGE IST983E X
TIME=, DEFAULT TO 30 SECONDS X
VARTEXT=(YES), POA NAME X
HARDCOPY= DEFAULT TO YES
*/*****
*/ * IST999E *
*/ * VTAM MESSAGE LOST - INSUFFICIENT STORAGE *
*/*****
M999 FLDENT MESSAGE=0999, MESSAGE IST999E X
TIME=, DEFAULT TO 30 SECONDS X
HARDCOPY= DEFAULT TO YES
*/*****
*/ * IST1000I *
*/ * STORAGE UNAVAILABLE IN % *
*/*****
M1000 FLDENT MESSAGE=1000, MESSAGE IST1000I X
TIME=, DEFAULT TO 30 SECONDS X
VARTEXT=(YES), REASON CODE X
HARDCOPY= DEFAULT TO YES
*/*****
*/ * IST1011I *
*/ * ENTRY % NOT FOUND IN % % FOR % *
*/*****
M1011 FLDENT MESSAGE=1011, MESSAGE IST1011I X
TIME=, DEFAULT TO 30 SECONDS X
VARTEXT=(YES, ENTRY NAME X
NO, TABLE TYPE X
YES, TABLE NAME X
NO), RESOURCE NAME X
HARDCOPY= DEFAULT TO YES
*/*****
*/ * IST1136I @A6A*
*/ * VARY INACT % SCHEDULED - UNRECOVERABLE ERROR *
*/*****
M1136 FLDENT MESSAGE=1136, MESSAGE IST1136I @A6AX
TIME=, DEFAULT TO 30 SEC @A6AX
VARTEXT=(NO), NODE NAME @A6AX
HARDCOPY= DEFAULT TO YES @A6A
*/*****
*/ * IST1139I @T1A*
*/ * % FOR % FAILED - SENSE: % *
*/*****
M1139 FLDENT MESSAGE=1139, MESSAGE IST1139I X
TIME=, DEFAULT TO 30 SECONDS X
VARTEXT=(YES, RU X
NO, NODE NAME X
YES), SENSE X
HARDCOPY= DEFAULT TO YES
*/*****
*/ * IST1153I @T1A*
*/ * % % SESSION %BUF USE % *
*/*****
M1153 FLDENT MESSAGE=1153, MESSAGE IST1153I X
TIME=, DEFAULT TO 30 SECONDS X
VARTEXT=(YES, LU1 X
YES, LU2 X

```



```

YES,                                POOL                                X
YES),                              PERCENT                             X
HARDCOPY=                          DEFAULT TO YES
*/*****
*/ * IST1211I                        @T1A*
*/ * I/O ERROR % % % %              *
*/*****
M1211  FLDENT MESSAGE=1211,          MESSAGE IST1211I          X
TIME=,                             DEFAULT TO 30 SECONDS    X
VARTEXT=(YES,                       NODE NAME              X
YES,                                CMD MODIFIER            X
YES,                                RESPONSE                X
YES),                               SENSE                  X
HARDCOPY=                          DEFAULT TO YES
*/*****
*/ * IST1213I                        @T1A*
*/ * % LU-LU VERIFY ERROR %         *
*/*****
M1213  FLDENT MESSAGE=1213,          MESSAGE IST1213I          X
TIME=,                             DEFAULT TO 30 SECONDS    X
VARTEXT=(YES,                       PROFILE NAME            X
YES),                                REASON CODE            X
HARDCOPY=                          DEFAULT TO YES
*/*****
*/ * IST1386I                        @04A*
*/ * DYNAMIC ALLOCATION FAILED FOR % CODE = % REASON = % *
*/*****
M1386  FLDENT MESSAGE=1386,          MESSAGE IST1386I          X
TIME=,                             DEFAULT TO 30 SECONDS    X
VARTEXT=(YES,                       DEVICE                  X
YES,                                RETURN CODE             X
YES),                                REASON CODE            X
HARDCOPY=                          DEFAULT TO YES
*/*****
*/ * IST1416I                        @A6A*
*/ * ID = % FAILED - RECOVERY IN PROGRESS *
*/*****
M1416  FLDENT MESSAGE=1416,          MESSAGE IST1416I          @A6AX
TIME=,                             DEFAULT TO 30 SEC        @A6AX
VARTEXT=(NO),                       NODE NAME               @A6AX
HARDCOPY=                          DEFAULT TO YES          @A6A
*/*****
*/ * IST1421I                        *
*/ * % % HAS DUPLICATE ADDRESS      *
*/*****
M1421  FLDENT MESSAGE=1421,          MESSAGE IST1421I          @G1MX
VARTEXT=(YES,                       REAL/ALIAS              @A1AX
YES),                                NAME                    @A1A
*/*****
*/ * IST1682I                        @F1A*
*/ * HPR/IP % FAILURE: ID = %       *
*/*****
M1682  FLDENT MESSAGE=1682,          MESSAGE IST1682I          X
TIME=,                             DEFAULT TO 30 SECONDS    X
VARTEXT=(YES,                       SOCKET CALL NAME        X
YES),                                NODE NAME              X
HARDCOPY=                          DEFAULT TO YES
*/*****
*/ * IST1683I                        @F1A*
*/ * HPR/IP % FAILURE: ID = % STATUS = % *
*/*****
M1683  FLDENT MESSAGE=1683,          MESSAGE IST1683I          X
TIME=,                             DEFAULT TO 30 SECONDS    X
VARTEXT=(YES,                       CONNECTION TYPE          X
YES,                                NODE NAME              X
YES),                                STATUS                 X
HARDCOPY=                          DEFAULT TO YES
*/*****
*/ * IST1684I                        @F1A*
*/ * RETURN CODE = % REASON CODE = % *
*/*****
M1684  FLDENT MESSAGE=1684,          MESSAGE IST1684I          X
TIME=,                             DEFAULT TO 30 SECONDS    X
VARTEXT=(YES,                       RETURN CODE             X
YES),                                REASON CODE            X
HARDCOPY=                          DEFAULT TO YES
*/*****
*/ * IST1686I                        @F1A*
*/ * NO USABLE TCP/IP JOB AVAILABLE FOR HPR/IP *
*/*****
M1686  FLDENT MESSAGE=1686,          MESSAGE IST1686I          X
TIME=,                             DEFAULT TO 30 SECONDS    X

```

```

HARDCOPY=                                DEFAULT TO YES
*/*****
*/ * IST1687I                                @F1A*
*/ * HPR/IP PORT NOT AVAILABLE                *
*/*****
M1687  FLDENT  MESSAGE=1687,                MESSAGE IST1687I      X
      TIME=,                                DEFAULT TO 30 SECONDS  X
      HARDCOPY=                              DEFAULT TO YES
*/*****
*/ * IST1693I                                *
*/ * NETWORK ADDRESS RECEIVED FOR % IN USE    *
*/*****
M1693  FLDENT  MESSAGE=1693,                MESSAGE IST1693I      @G1MX
      TIME=,                                DEFAULT TO 30 SEC      @A1AX
      VARTEXT=(NO),                        REQUEST              @A1AX
      LIST=1421,                           LINK TO IST1421I      @A1AX
      HARDCOPY=                              DEFAULT TO YES      @A1A
*/*****
*/ * IST1694I                                *
*/ * REASON = SEQUENCE NUMBER ERROR          *
*/*****
M1694  FLDENT  MESSAGE=1694                MESSAGE IST1694I      @A2A
*/*****
*/ * IST1762I                                *
*/ * % ACT FAILED, TCPNAME OR IPADDR START OPTION REQUIRED *
*/*****
M1762  FLDENT  MESSAGE=1762,                MESSAGE IST1762I      @A3AX
      TIME=,                                DEFAULT TO 30 SEC      @A3AX
      VARTEXT=(NO),                        LINE NAME            @A3AX
      HARDCOPY=                              DEFAULT TO YES      @A3A
*/*****
*/ * IST1774I                                *
*/ * OPTIMAL CNN ROUTE NOT CHOSEN - ENTRY/EXIT *
*/ * SUBAREA MISMATCH                        *
*/*****
M1774  FLDENT  MESSAGE=1774,                MESSAGE IST1774I      @L2AX
      TIME=,                                DEFAULT TO 30 SEC      @L2AX
      LIST=1775,                           LINK TO IST1775I      @L2AX
      HARDCOPY=                              DEFAULT TO YES      @L2A
*/*****
*/ * IST1775I                                *
*/ * CNN ENTRY SUBAREA = % CNN EXIT SUBAREA = % *
*/*****
M1775  FLDENT  MESSAGE=1775,                MESSAGE IST1775I      @L2AX
      VARTEXT=(YES,                        CNN ENTRY SUBAREA    @L2AX
      YES)                                CNN EXIT SUBAREA     @L2A
*/*****
*/ * IST1806I                                *
*/ * NO DIAL-IN LINE FOUND FOR HPR/IP SWITCHED CONNECTION*
*/*****
M1806  FLDENT  MESSAGE=1806,                MESSAGE IST1806I      @A4AX
      TIME=,                                DEFAULT TO 30 SEC      @A4AX
      HARDCOPY=                              DEFAULT TO YES      @A4A
*/*****
*/ * IST1807I                                *
*/ * NO DIAL-IN LINE FOR HPR/IP VIRTUAL NODE % *
*/*****
M1807  FLDENT  MESSAGE=1807,                MESSAGE IST1807I      @A4AX
      TIME=,                                DEFAULT TO 30 SEC      @A4AX
      VARTEXT=(NO),                        VRN name             @A4AX
      HARDCOPY=                              DEFAULT TO YES      @A4A
*/*****
*/ * IST1833I                                @N1A*
*/ * CSALIMIT VALUE MIGHT BE TOO SMALL        *
*/*****
M1833  FLDENT  MESSAGE=1833,                MESSAGE IST1833I      @N1AX
      TIME=,                                DEFAULT TO 30 SEC      @N1AX
      HARDCOPY=                              DEFAULT TO YES      @N1A
*/*****
*/ * IST1890I                                @Q3A*
*/ * % ACTIVATION FAILED - NO SOURCE IP ADDRESS AVAILABLE *
*/*****
M1890  FLDENT  MESSAGE=1890,                MESSAGE IST1890I      @Q3AX
      TIME=,                                DEFAULT TO 30 SEC      @Q3AX
      VARTEXT=(NO),                        LINE NAME            @Q3AX
      HARDCOPY=                              DEFAULT TO YES      @Q3A
*/*****
*/ * IST1897I                                *
*/ * % ACTIVATION FAILED - TCPNAME START OPTION REQUIRED *
*/*****
M1897  FLDENT  MESSAGE=1897,                MESSAGE IST1897I      @Q1AX
      TIME=,                                DEFAULT TO 30 SEC      @Q1AX

```

VARTEXT=(NO),	LINE NAME	@Q1AX
HARDCOPY=	DEFAULT TO YES	@Q1A
*/*****		
*/ * IST1898I	*	
*/ * % ACTIVATION FAILED - IPADDR REQUIRED	*	
*/*****		
M1898 FLDENT MESSAGE=1898,	MESSAGE IST1898I	@Q1AX
TIME=,	DEFAULT TO 30 SEC	@Q1AX
VARTEXT=(NO),	LINE NAME	@Q1AX
HARDCOPY=	DEFAULT TO YES	@Q1A
*/*****		
*/ * IST1899I	*	
*/ * % ACTIVATION FAILED - VNNAME/IPADDR MUST BE UNIQUE *		
*/*****		
M1899 FLDENT MESSAGE=1899,	MESSAGE IST1899I	@Q1AX
TIME=,	DEFAULT TO 30 SEC	@Q1AX
VARTEXT=(NO),	LINE NAME	@Q1AX
HARDCOPY=	DEFAULT TO YES	@Q1A
*/*****		
*/ * IST1903I	*	
*/ * FAILURE OVER VRN vnnname TO CP partner	*	
*/*****		
M1903 FLDENT MESSAGE=1903,	Message IST1903I	@A5AX
TIME=,	Default to 30 sec	@A5AX
VARTEXT=(YES,NO),	VRNName, Partner	@A5AX
HARDCOPY=	Default to yes	@A5A
*/*****		
*/ * IST1915I	*	
*/ * % ACTIVATION FAILED - VNNAME ALREADY ACTIVE AS GLOBAL *		
*/*****		
M1915 FLDENT MESSAGE=1915,	MESSAGE IST1915I	@Q2AX
TIME=,	DEFAULT TO 30 SEC	@Q2AX
VARTEXT=(NO),	LINE NAME	@Q2AX
HARDCOPY=	DEFAULT TO YES	@Q2A
*/*****		
*/ * IST1916I	*	
*/ * % ACTIVATION FAILED - VNNAME ALREADY ACTIVE AS LOCAL *		
*/*****		
M1916 FLDENT MESSAGE=1916,	MESSAGE IST1916I	@Q2AX
TIME=,	DEFAULT TO 30 SEC	@Q2AX
VARTEXT=(NO),	LINE NAME	@Q2AX
HARDCOPY=	DEFAULT TO YES	@Q2A
*/*****		
*/ * IST1928I	*	
*/ * SNAMGMT CONNECTION TO userid IS ACTIVE	*	
*/*****		
M1928 FLDENT MESSAGE=1928,	MESSAGE IST1928I	@Q4AX
TIME=,	DEFAULT TO 30 SEC	@Q4AX
VARTEXT=(YES),	USERID	@Q4AX
HARDCOPY=	DEFAULT TO YES	@Q4A
*/*****		
*/ * IST1929I	*	
*/ * SNAMGMT CONNECTION TO userid HAS ENDED	*	
*/*****		
M1929 FLDENT MESSAGE=1929,	MESSAGE IST1929I	@Q4AX
TIME=,	DEFAULT TO 30 SEC	@Q4AX
VARTEXT=(YES),	USERID	@Q4AX
HARDCOPY=	DEFAULT TO YES	@Q4A
*/*****		
*/ * IST1931I	*	
*/ * SNAMGMT CONNECTION REFUSED FOR userid	*	
*/*****		
M1931 FLDENT MESSAGE=1931,	MESSAGE IST1931I	@Q4AX
TIME=,	DEFAULT TO 30 SEC	@Q4AX
VARTEXT=(YES),	USERID	@Q4AX
HARDCOPY=	DEFAULT TO YES	@Q4A
*/*****		
*/ * IST1932I	*	
*/ * SNAMGMT SECURITY CHECK FAILED FOR userid	*	
*/*****		
M1932 FLDENT MESSAGE=1932,	MESSAGE IST1932I	@Q4AX
TIME=,	DEFAULT TO 30 SEC	@Q4AX
VARTEXT=(YES),	USERID	@Q4AX
HARDCOPY=	DEFAULT TO YES	@Q4A
*/*****		
*/ * IST1933I	*	
*/ * SNAMGMT SERVER CLOSING CONNECTION TO userid	*	
*/*****		
M1933 FLDENT MESSAGE=1933,	MESSAGE IST1933I	@Q4AX
TIME=,	DEFAULT TO 30 SEC	@Q4AX
VARTEXT=(YES),	USERID	@Q4AX
HARDCOPY=	DEFAULT TO YES	@Q4A

```

*/*****
*/* IST1955I *
*/* STALL DETECTED FOR RTP puname TO cpname *
*/*****
M1955 FLDENT MESSAGE=1955, Message IST1955I @R1AX
      TIME=, Default to 30 sec @R1AX
      VARTEXT=(YES,YES), PUName, CPName @R1AX
      HARDCOPY= Default to yes @R1A
*/*****
*/* IST1957I *
*/* STALL ALLEVIATED FOR RTP puname TO cpname *
*/*****
M1957 FLDENT MESSAGE=1957, Message IST1957I @R1AX
      TIME=, Default to 30 sec @R1AX
      VARTEXT=(YES,YES), PUName, CPName @R1AX
      HARDCOPY= Default to yes @R1A
*/*****
*/* IST2058I *
*/* UNREACHABLE PARTNER LIMIT EXCEEDED FOR VRN cpname *
*/*****
M2058 FLDENT MESSAGE=2058, MESSAGE IST2058I @A8AX
      TIME=, DEFAULT TO 30 SEC @A8AX
      VARTEXT=(YES), CPName @A8AX
      HARDCOPY= DEFAULT TO YES @A8A
*/*****
*/* IST2187I *
*/* XCF SEND FAILURE ON TRLE: trlename MESSAGE TYPE: type *
*/*****
M2187 FLDENT MESSAGE=2187, Message IST2187I @A7AX
      TIME=, Default to 30 sec @A7AX
      VARTEXT=(YES,YES), trlename, type @A7AX
      HARDCOPY= Default to yes @A7A
*/*****
*/* IST2245I *
*/* XMIT STALL DETECTED FOR RTP puname TO cpname *
*/*****
M2245 FLDENT MESSAGE=2245, Message IST2245I @E1AX
      TIME=, Default to 30 sec @E1AX
      VARTEXT=(YES,YES), PUName, CPName @E1A @E2CX
      HARDCOPY= Default to yes @E1A
*/*****
*/* IST2247I *
*/* XMIT STALL ALLEVIATED FOR RTP puname TO cpname *
*/*****
M2247 FLDENT MESSAGE=2247, Message IST2247I @E1AX
      TIME=, Default to 30 sec @E1AX
      VARTEXT=(YES,YES), PUName, CPName @E1A @E2CX
      HARDCOPY= Default to yes @E1A
*/*****
*/* IST2342I *
*/* EE HEALTH VERIFICATION NOT SUPPORTED BY puname *
*/*****
M2342 FLDENT MESSAGE=2342, Message IST2342I @H2AX
      TIME=, Default to 30 sec @H2AX
      VARTEXT=(YES), PUName @H2AX
      HARDCOPY= Default to yes @H2A
*/*****
*/* IST2364I *
*/* CLOSE ACB OF applname DID NOT COMPLETE IN A TIMELY *
*/* MANNER *
*/*****
M2364 FLDENT MESSAGE=2364, Message IST2364I @V1AX
      TIME=, Default to 30 sec @V1AX
      VARTEXT=(YES), APPLName @V1AX
      HARDCOPY= Default to yes @V1A
*/*****
*/* IST2419I *
*/* VIRTUAL INTERRUPT DRIVEN FOR TRLE trlename *
*/*****
M2419 FLDENT MESSAGE=2419, Message IST2419I @31AX
      TIME=, Default to 30 sec @31AX
      VARTEXT=(YES), TRLEName @31AX
      HARDCOPY= Default to yes @31A
ISTMSFLD FLDEND

```

Appendix B. Examples of USS command conversion

This appendix contains examples of how to code USS tables to convert commands. Each example includes the following items:

- The USS table used
- The format for entering the command
- The converted command

Example 1: Parameters omitted

The following VTAM operator command is issued:

```
F NET,TNSTAT
```

All parameters are omitted and, therefore, defaults are used during conversion. The following operation-level USS table is used:

```
USSTAB
USSCMD CMD=TNSTAT,FORMAT=BAL
USSPARM PARM=P1,REP=CNSL,DEFAULT=NO
USSPARM PARM=P2,REP=TIME,DEFAULT=60
USSEND
```

The converted command is

```
TNSTAT CNSL(NO) TIME(60)
```

Example 2: Positional and keyword parameters (FORMAT=PL1)

The terminal operator command

```
LOFF(PROG) T(COND)
```

is issued. Positional and keyword parameters are used with FORMAT=PL1. The following session-level USS table is used:

```
USSTAB
USSCMD CMD=LOFF,REP=LOGOFF,FORMAT=PL1
USSPARM PARM=P1,REP=APPLID
USSPARM PARM=T,REP=TYPE,DEFAULT=COND
USSEND
```

The converted command is

```
LOGOFF APPLID(PROG) TYPE(COND)
```

Example 3: Positional and keyword parameters (FORMAT=PL1)

The terminal operator command

```
LOFF (PGM) T
```

is issued. A null value is taken instead of a default value. Positional and keyword parameters are used with FORMAT=PL1. The following session-level USS table is used:

```
USSTAB
USSCMD CMD=LOFF,REP=LOGOFF,FORMAT=PL1
USSPARM PARM=P1,REP=APPLID
USSPARM PARM=T,REP=TYPE,DEFAULT=COND
USSEND
```

The converted command is

```
LOGOFF APPLID(PGM) TYPE( )
```

Because T was coded, the default value specified in the table is not used. If T had not been coded, TYPE(COND) would have resulted. TYPE() causes unconditional termination. Note that if you replace DEFAULT=COND with VALUE=COND in the table entry (USSPARM PARM=T,REP=TYPE,VALUE=COND), this command results in a TYPE(COND) instead of TYPE().

Example 4: Positional and keyword parameters (FORMAT=BAL)

The terminal operator command

```
LON PROGRAM,IN='7,3,John'
```

is issued. Positional and keyword parameters are used with FORMAT=BAL.

The following session-level USS table is used:

```
USSTAB
USSCMD  CMD=LON,REP=LOGON,FORMAT=BAL
USSPARM  PARM=P1,REP=APPLID,DEFAULT=TESTPROG
USSPARM  PARM=MODE,REP=LOGMODE,DEFAULT='PROMPT'
USSPARM  PARM=IN,REP=DATA
USSEND
```

The converted command is

```
LOGON APPLID(PROGRAM) LOGMODE(PROMPT) DATA('7,3,John')
```

Note that no character translation was performed on John because there were single quotation marks around it. Note also that the single quotation marks around PROMPT in the default declaration have been deleted (by the assembler when the USS table was assembled).

Example 5: Using parameter not defined in USS table

The VTAM operator command

```
F NET,IMR,ID=PU12,OPT=ACT,RECLIM=200
```

is issued. A parameter (ID) is used that is not defined on the USS table.

The following operation-level USS table is used:

```
USSTAB
USSCMD  CMD=IMR,FORMAT=BAL
USSPARM  PARM=OPT,DEFAULT=ACT
USSPARM  PARM=RECLIM,DEFAULT=10
USSEND
```

The converted command is

```
IMR ID(PU12) OPT(ACT) RECLIM(200)
```

Because ID is not defined by a USSPARM macroinstruction in the USS table, the keyword is not changed during conversion.

Example 6: Renaming keyword replaced by verb

The VTAM operator command

```
F NET,XYZ,ID=PU12
```

is issued. This example shows how to rename a keyword that is replaced by a verb.

The following VTAM operator USS table is used:

```
USSTAB
*
USSCMD  CMD=MODIFY,FORMAT=BAL
USSPARM  PARM=XYZ,REP=VERB,VALUE=XYZ
```

```

*
USSCMD  CMD=XYZ,REP=IMR,FORMAT=BAL
USSPARM  PARM=OPT,DEFAULT=ACT
USSPARM  PARM=RECLIM,DEFAULT=10
USSEND

```

This results, after the first pass, in the following command of the form

```
VERB(XYZ) ID(PU12)
```

which in turn, after the second pass, results in the following converted command

```
IMR ID(PU12) OPT(ACT) RECLIM(10)
```

Note that the FORMAT=BAL specification on CMD=XYZ is ignored. After the first pass, VTAM uses the PL/I format for command processing.

Example 7: Using interpret and USS tables

If you want to use the facilities of both the USS table and the interpret table, the SEQNCE parameters in the interpret table should be coded to avoid a match during the first search of the interpret table (which would prevent the USS table from being used). Instead, a USSPARM statement in the USS table should be used to specify an APPLID that will match an interpret table entry during the second pass.

- The interpret table is coded as follows:

```

XRFINTAB  INTAB
          LOGCHAR  APPLID=(USERVAR,ZZIMSUV),SEQNCE='ZZIMS'
          ENDINTAB  XRFINTAB

```

- The USS table is coded as follows:

```

XRFUSTAB  USSTAB
          USSCMD  CMD=IMS,REP=LOGON,FORMAT=PL1
          USSPARM  PARM=P1,REP=APPLID,DEFAULT=ZZIMS
          USSPARM  PARM=P2,REP=LOGMODE,DEFAULT=ILOGMODE
          USSEND
          END      XRFUSTAB

```

- If the LOGON sequence entered by the terminal user is "IMS,"
 - The interpret table will be searched for a matching entry, but none will be found.
 - The message will be translated, using the information in the USS table, to read


```
LOGON APPLID(ZZIMS) LOGMODE(ILOGMODE)
```
 - The interpret table will be searched again, this time using "ZZIMS," the string specified as the APPLID in the reformatted LOGON message. Because "ZZIMS" does match an entry in the interpret table, the information in that entry will be used. If the current value of the USERVAR ZZIMSUV is "IMS1," the session will be established to the IMS1 application.
- On the other hand, if the LOGON sequence entered by the terminal user is "ZZIMS," a match will be found during the initial search of the interpret table; Therefore, the USS table will not be used (the LOGMODE operand specified in the USS table will not be added). The USERVAR specified in the interpret table entry will still be used.

Example 8: Using TRANSLATE=NO to pass a mixed case password, assuming the translation table is used to convert all text to upper case.

The terminal operator command

```
app11 user1/PaSswrD1 interact
```

is issued. Positional parameters are used with FORMAT=PL1. The following session-level USS table is used:

```

AUSSTAB  USSTAB
APPL1    USSCMD  CMD=APPL1,REP=LOGON,FORMAT=PL1

```

```
USSPARM PARM=APPLID,REP=APPLID,DEFAULT=APPL1
USSPARM PARM=P1,REP=DATA,TRANSLATE=NO
USSPARM PARM=P2,REP=LOGMODE
USSEND
```

The converted command is

```
LOGON APPLID(APPL1) DATA(user1/PaSsWrD1) LOGMODE(INTERACT)
```

Note: No character translation was performed on user1/PaSsWrD1 because TRANSLATE=NO was coded on the DATA USSPARM

Example 9: Using the default TRANSLATE=YES to pass a mixed case password, assuming the translation table is used to convert all text to upper case.

The terminal operator command

```
app11 'user1/PaSsWrD1'
```

is issued. Positional parameters are used with FORMAT=PL1. The following session-level USS table is used:

```
AUSSTAB USSTAB
APPL1    USSCMD CMD=APPL1,REP=LOGON,FORMAT=PL1
          USSPARM PARM=APPLID,REP=APPLID,DEFAULT=APPL1
          USSPARM PARM=P1,REP=DATA
          USSPARM PARM=P2,REP=LOGMODE
          USSEND
```

The converted command is

```
LOGON APPLID(APPL1) DATA('user1/PaSsWrD1') LOGMODE(INTERACT)
```

Note: No character translation was performed on user1/PaSsWrD1 because there were single quotation marks around it. The single quotation marks are removed before the data is passed to the application.

For further information on converting USS commands, see the [z/OS Communications Server: SNA Network Implementation Guide](#).

Appendix C. Related protocol specifications

This appendix lists the related protocol specifications (RFCs) for TCP/IP. The Internet Protocol suite is still evolving through requests for comments (RFC). New protocols are being designed and implemented by researchers and are brought to the attention of the Internet community in the form of RFCs. Some of these protocols are so useful that they become recommended protocols. That is, all future implementations for TCP/IP are recommended to implement these particular functions or protocols. These become the *de facto* standards, on which the TCP/IP protocol suite is built.

RFCs are available at <http://www.rfc-editor.org/rfc.html>.

Draft RFCs that have been implemented in this and previous Communications Server releases are listed at the end of this topic.

Many features of TCP/IP Services are based on the following RFCs:

RFC

Title and Author

RFC 652

Telnet output carriage-return disposition option D. Crocker

RFC 653

Telnet output horizontal tabstops option D. Crocker

RFC 654

Telnet output horizontal tab disposition option D. Crocker

RFC 655

Telnet output formfeed disposition option D. Crocker

RFC 657

Telnet output vertical tab disposition option D. Crocker

RFC 658

Telnet output linefeed disposition D. Crocker

RFC 698

Telnet extended ASCII option T. Mock

RFC 726

Remote Controlled Transmission and Echoing Telnet option J. Postel, D. Crocker

RFC 727

Telnet logout option M.R. Crispin

RFC 732

Telnet Data Entry Terminal option J.D. Day

RFC 733

Standard for the format of ARPA network text messages D. Crocker, J. Vittal, K.T. Pogran, D.A. Henderson

RFC 734

SUPDUP Protocol M.R. Crispin

RFC 735

Revised Telnet byte macro option D. Crocker, R.H. Gumpertz

RFC 736

Telnet SUPDUP option M.R. Crispin

RFC 749

Telnet SUPDUP—Output option B. Greenberg

RFC 765

File Transfer Protocol specification J. Postel

- RFC 768**
User Datagram Protocol J. Postel
- RFC 779**
Telnet send-location option E. Killian
- RFC 791**
Internet Protocol J. Postel
- RFC 792**
Internet Control Message Protocol J. Postel
- RFC 793**
Transmission Control Protocol J. Postel
- RFC 820**
Assigned numbers J. Postel
- RFC 823**
DARPA Internet gateway R. Hinden, A. Sheltzer
- RFC 826**
Ethernet Address Resolution Protocol: Or converting network protocol addresses to 48.bit Ethernet address for transmission on Ethernet hardware D. Plummer
- RFC 854**
Telnet Protocol Specification J. Postel, J. Reynolds
- RFC 855**
Telnet Option Specification J. Postel, J. Reynolds
- RFC 856**
Telnet Binary Transmission J. Postel, J. Reynolds
- RFC 857**
Telnet Echo Option J. Postel, J. Reynolds
- RFC 858**
Telnet Suppress Go Ahead Option J. Postel, J. Reynolds
- RFC 859**
Telnet Status Option J. Postel, J. Reynolds
- RFC 860**
Telnet Timing Mark Option J. Postel, J. Reynolds
- RFC 861**
Telnet Extended Options: List Option J. Postel, J. Reynolds
- RFC 862**
Echo Protocol J. Postel
- RFC 863**
Discard Protocol J. Postel
- RFC 864**
Character Generator Protocol J. Postel
- RFC 865**
Quote of the Day Protocol J. Postel
- RFC 868**
Time Protocol J. Postel, K. Harrenstien
- RFC 877**
Standard for the transmission of IP datagrams over public data networks J.T. Korb
- RFC 883**
Domain names: Implementation specification P.V. Mockapetris
- RFC 884**
Telnet terminal type option M. Solomon, E. Wimmers

- RFC 885**
Telnet end of record option J. Postel
- RFC 894**
Standard for the transmission of IP datagrams over Ethernet networks C. Hornig
- RFC 896**
Congestion control in IP/TCP internetworks J. Nagle
- RFC 903**
Reverse Address Resolution Protocol R. Finlayson, T. Mann, J. Mogul, M. Theimer
- RFC 904**
Exterior Gateway Protocol formal specification D. Mills
- RFC 919**
Broadcasting Internet Datagrams J. Mogul
- RFC 922**
Broadcasting Internet datagrams in the presence of subnets J. Mogul
- RFC 927**
TACACS user identification Telnet option B.A. Anderson
- RFC 933**
Output marking Telnet option S. Silverman
- RFC 946**
Telnet terminal location number option R. Nedved
- RFC 950**
Internet Standard Subnetting Procedure J. Mogul, J. Postel
- RFC 952**
DoD Internet host table specification K. Harrenstien, M. Stahl, E. Feinler
- RFC 959**
File Transfer Protocol J. Postel, J.K. Reynolds
- RFC 961**
Official ARPA-Internet protocols J.K. Reynolds, J. Postel
- RFC 974**
Mail routing and the domain system C. Partridge
- RFC 1001**
Protocol standard for a NetBIOS service on a TCP/UDP transport: Concepts and methods NetBios Working Group in the Defense Advanced Research Projects Agency, Internet Activities Board, End-to-End Services Task Force
- RFC 1002**
Protocol Standard for a NetBIOS service on a TCP/UDP transport: Detailed specifications NetBios Working Group in the Defense Advanced Research Projects Agency, Internet Activities Board, End-to-End Services Task Force
- RFC 1006**
ISO transport services on top of the TCP: Version 3 M.T. Rose, D.E. Cass
- RFC 1009**
Requirements for Internet gateways R. Braden, J. Postel
- RFC 1011**
Official Internet protocols J. Reynolds, J. Postel
- RFC 1013**
X Window System Protocol, version 11: Alpha update April 1987 R. Scheifler
- RFC 1014**
XDR: External Data Representation standard Sun Microsystems
- RFC 1027**
Using ARP to implement transparent subnet gateways S. Carl-Mitchell, J. Quarterman

- RFC 1032**
Domain administrators guide M. Stahl
- RFC 1033**
Domain administrators operations guide M. Lottor
- RFC 1034**
Domain names—concepts and facilities P.V. Mockapetris
- RFC 1035**
Domain names—implementation and specification P.V. Mockapetris
- RFC 1038**
Draft revised IP security option M. St. Johns
- RFC 1041**
Telnet 3270 regime option Y. Rekhter
- RFC 1042**
Standard for the transmission of IP datagrams over IEEE 802 networks J. Postel, J. Reynolds
- RFC 1043**
Telnet Data Entry Terminal option: DODIIS implementation A. Yasuda, T. Thompson
- RFC 1044**
Internet Protocol on Network System's HYPERchannel: Protocol specification K. Hardwick, J. Lekashman
- RFC 1053**
Telnet X.3 PAD option S. Levy, T. Jacobson
- RFC 1055**
Nonstandard for transmission of IP datagrams over serial lines: SLIP J. Romkey
- RFC 1057**
RPC: Remote Procedure Call Protocol Specification: Version 2 Sun Microsystems
- RFC 1058**
Routing Information Protocol C. Hedrick
- RFC 1060**
Assigned numbers J. Reynolds, J. Postel
- RFC 1067**
Simple Network Management Protocol J.D. Case, M. Fedor, M.L. Schoffstall, J. Davin
- RFC 1071**
Computing the Internet checksum R.T. Braden, D.A. Borman, C. Partridge
- RFC 1072**
TCP extensions for long-delay paths V. Jacobson, R.T. Braden
- RFC 1073**
Telnet window size option D. Waitzman
- RFC 1079**
Telnet terminal speed option C. Hedrick
- RFC 1085**
ISO presentation services on top of TCP/IP based internets M.T. Rose
- RFC 1091**
Telnet terminal-type option J. VanBokkelen
- RFC 1094**
NFS: Network File System Protocol specification Sun Microsystems
- RFC 1096**
Telnet X display location option G. Marcy
- RFC 1101**
DNS encoding of network names and other types P. Mockapetris

- RFC 1112**
Host extensions for IP multicasting S.E. Deering
- RFC 1113**
Privacy enhancement for Internet electronic mail: Part I — message encipherment and authentication procedures J. Linn
- RFC 1118**
Hitchhikers Guide to the Internet E. Krol
- RFC 1122**
Requirements for Internet Hosts—Communication Layers R. Braden, Ed.
- RFC 1123**
Requirements for Internet Hosts—Application and Support R. Braden, Ed.
- RFC 1146**
TCP alternate checksum options J. Zweig, C. Partridge
- RFC 1155**
Structure and identification of management information for TCP/IP-based internets M. Rose, K. McCloghrie
- RFC 1156**
Management Information Base for network management of TCP/IP-based internets K. McCloghrie, M. Rose
- RFC 1157**
Simple Network Management Protocol (SNMP) J. Case, M. Fedor, M. Schoffstall, J. Davin
- RFC 1158**
Management Information Base for network management of TCP/IP-based internets: MIB-II M. Rose
- RFC 1166**
Internet numbers S. Kirkpatrick, M.K. Stahl, M. Recker
- RFC 1179**
Line printer daemon protocol L. McLaughlin
- RFC 1180**
TCP/IP tutorial T. Socolofsky, C. Kale
- RFC 1183**
New DNS RR Definitions C.F. Everhart, L.A. Mamakos, R. Ullmann, P.V. Mockapetris
- RFC 1184**
Telnet Linemode Option D. Borman
- RFC 1186**
MD4 Message Digest Algorithm R.L. Rivest
- RFC 1187**
Bulk Table Retrieval with the SNMP M. Rose, K. McCloghrie, J. Davin
- RFC 1188**
Proposed Standard for the Transmission of IP Datagrams over FDDI Networks D. Katz
- RFC 1190**
Experimental Internet Stream Protocol: Version 2 (ST-II) C. Topolcic
- RFC 1191**
Path MTU discovery J. Mogul, S. Deering
- RFC 1198**
FYI on the X window system R. Scheifler
- RFC 1207**
FYI on Questions and Answers: Answers to commonly asked “experienced Internet user” questions G. Malkin, A. Marine, J. Reynolds
- RFC 1208**
Glossary of networking terms O. Jacobsen, D. Lynch

RFC 1213

Management Information Base for Network Management of TCP/IP-based internets: MIB-II K. McCloghrie, M.T. Rose

RFC 1215

Convention for defining traps for use with the SNMP M. Rose

RFC 1227

SNMP MUX protocol and MIB M.T. Rose

RFC 1228

SNMP-DPI: Simple Network Management Protocol Distributed Program Interface G. Carpenter, B. Wijnen

RFC 1229

Extensions to the generic-interface MIB K. McCloghrie

RFC 1230

IEEE 802.4 Token Bus MIB K. McCloghrie, R. Fox

RFC 1231

IEEE 802.5 Token Ring MIB K. McCloghrie, R. Fox, E. Decker

RFC 1236

IP to X.121 address mapping for DDN L. Morales, P. Hasse

RFC 1256

ICMP Router Discovery Messages S. Deering, Ed.

RFC 1267

Border Gateway Protocol 3 (BGP-3) K. Lougheed, Y. Rekhter

RFC 1268

Application of the Border Gateway Protocol in the Internet Y. Rekhter, P. Gross

RFC 1269

Definitions of Managed Objects for the Border Gateway Protocol: Version 3 S. Willis, J. Burruss

RFC 1270

SNMP Communications Services F. Kastenholz, ed.

RFC 1285

FDDI Management Information Base J. Case

RFC 1315

Management Information Base for Frame Relay DTEs C. Brown, F. Baker, C. Carvalho

RFC 1321

The MD5 Message-Digest Algorithm R. Rivest

RFC 1323

TCP Extensions for High Performance V. Jacobson, R. Braden, D. Borman

RFC 1325

FYI on Questions and Answers: Answers to Commonly Asked "New Internet User" Questions G. Malkin, A. Marine

RFC 1327

Mapping between X.400 (1988)/ISO 10021 and RFC 822 S. Hardcastle-Kille

RFC 1340

Assigned Numbers J. Reynolds, J. Postel

RFC 1344

Implications of MIME for Internet Mail Gateways N. Bornstein

RFC 1349

Type of Service in the Internet Protocol Suite P. Almquist

RFC 1351

SNMP Administrative Model J. Davin, J. Galvin, K. McCloghrie

- RFC 1352**
SNMP Security Protocols J. Galvin, K. McCloghrie, J. Davin
- RFC 1353**
Definitions of Managed Objects for Administration of SNMP Parties K. McCloghrie, J. Davin, J. Galvin
- RFC 1354**
IP Forwarding Table MIB F. Baker
- RFC 1356**
Multiprotocol Interconnect on X.25 and ISDN in the Packet Mode A. Malis, D. Robinson, R. Ullmann
- RFC 1358**
Charter of the Internet Architecture Board (IAB) L. Chapin
- RFC 1363**
A Proposed Flow Specification C. Partridge
- RFC 1368**
Definition of Managed Objects for IEEE 802.3 Repeater Devices D. McMaster, K. McCloghrie
- RFC 1372**
Telnet Remote Flow Control Option C. L. Hedrick, D. Borman
- RFC 1374**
IP and ARP on HIPPI J. Renwick, A. Nicholson
- RFC 1381**
SNMP MIB Extension for X.25 LAPB D. Throop, F. Baker
- RFC 1382**
SNMP MIB Extension for the X.25 Packet Layer D. Throop
- RFC 1387**
RIP Version 2 Protocol Analysis G. Malkin
- RFC 1388**
RIP Version 2 Carrying Additional Information G. Malkin
- RFC 1389**
RIP Version 2 MIB Extensions G. Malkin, F. Baker
- RFC 1390**
Transmission of IP and ARP over FDDI Networks D. Katz
- RFC 1393**
Traceroute Using an IP Option G. Malkin
- RFC 1398**
Definitions of Managed Objects for the Ethernet-Like Interface Types F. Kastenholtz
- RFC 1408**
Telnet Environment Option D. Borman, Ed.
- RFC 1413**
Identification Protocol M. St. Johns
- RFC 1416**
Telnet Authentication Option D. Borman, ed.
- RFC 1420**
SNMP over IPX S. Bostock
- RFC 1428**
Transition of Internet Mail from Just-Send-8 to 8bit-SMTP/MIME G. Vaudreuil
- RFC 1442**
Structure of Management Information for version 2 of the Simple Network Management Protocol (SNMPv2) J. Case, K. McCloghrie, M. Rose, S. Waldbusser
- RFC 1443**
Textual Conventions for version 2 of the Simple Network Management Protocol (SNMPv2) J. Case, K. McCloghrie, M. Rose, S. Waldbusser

RFC 1445

Administrative Model for version 2 of the Simple Network Management Protocol (SNMPv2) J. Galvin, K. McCloghrie

RFC 1447

Party MIB for version 2 of the Simple Network Management Protocol (SNMPv2) K. McCloghrie, J. Galvin

RFC 1448

Protocol Operations for version 2 of the Simple Network Management Protocol (SNMPv2) J. Case, K. McCloghrie, M. Rose, S. Waldbusser

RFC 1464

Using the Domain Name System to Store Arbitrary String Attributes R. Rosenbaum

RFC 1469

IP Multicast over Token-Ring Local Area Networks T. Pusateri

RFC 1483

Multiprotocol Encapsulation over ATM Adaptation Layer 5 Juha Heinanen

RFC 1514

Host Resources MIB P. Grillo, S. Waldbusser

RFC 1516

Definitions of Managed Objects for IEEE 802.3 Repeater Devices D. McMaster, K. McCloghrie

RFC 1521

MIME (Multipurpose Internet Mail Extensions) Part One: Mechanisms for Specifying and Describing the Format of Internet Message Bodies N. Borenstein, N. Freed

RFC 1535

A Security Problem and Proposed Correction With Widely Deployed DNS Software E. Gavron

RFC 1536

Common DNS Implementation Errors and Suggested Fixes A. Kumar, J. Postel, C. Neuman, P. Danzig, S. Miller

RFC 1537

Common DNS Data File Configuration Errors P. Beertema

RFC 1540

Internet Official Protocol Standards J. Postel

RFC 1571

Telnet Environment Option Interoperability Issues D. Borman

RFC 1572

Telnet Environment Option S. Alexander

RFC 1573

Evolution of the Interfaces Group of MIB-II K. McCloghrie, F. Kastenholz

RFC 1577

Classical IP and ARP over ATM M. Laubach

RFC 1583

OSPF Version 2 J. Moy

RFC 1591

Domain Name System Structure and Delegation J. Postel

RFC 1592

Simple Network Management Protocol Distributed Protocol Interface Version 2.0 B. Wijnen, G. Carpenter, K. Curran, A. Sehgal, G. Waters

RFC 1594

FYI on Questions and Answers—Answers to Commonly Asked "New Internet User" Questions A. Marine, J. Reynolds, G. Malkin

RFC 1644

T/TCP — TCP Extensions for Transactions Functional Specification R. Braden

- RFC 1646**
TN3270 Extensions for LName and Printer Selection C. Graves, T. Butts, M. Angel
- RFC 1647**
TN3270 Enhancements B. Kelly
- RFC 1652**
SMTP Service Extension for 8bit-MIMEtransport J. Klensin, N. Freed, M. Rose, E. Stefferud, D. Crocker
- RFC 1664**
Using the Internet DNS to Distribute RFC1327 Mail Address Mapping Tables C. Allochio, A. Bonito, B. Cole, S. Giordano, R. Hagens
- RFC 1693**
An Extension to TCP: Partial Order Service T. Connolly, P. Amer, P. Conrad
- RFC 1695**
Definitions of Managed Objects for ATM Management Version 8.0 using SMIPv2 M. Ahmed, K. Tesink
- RFC 1701**
Generic Routing Encapsulation (GRE) S. Hanks, T. Li, D. Farinacci, P. Traina
- RFC 1702**
Generic Routing Encapsulation over IPv4 networks S. Hanks, T. Li, D. Farinacci, P. Traina
- RFC 1706**
DNS NSAP Resource Records B. Manning, R. Colella
- RFC 1712**
DNS Encoding of Geographical Location C. Farrell, M. Schulze, S. Pleitner D. Baldoni
- RFC 1713**
Tools for DNS debugging A. Romao
- RFC 1723**
RIP Version 2—Carrying Additional Information G. Malkin
- RFC 1752**
The Recommendation for the IP Next Generation Protocol S. Bradner, A. Mankin
- RFC 1766**
Tags for the Identification of Languages H. Alvestrand
- RFC 1771**
A Border Gateway Protocol 4 (BGP-4) Y. Rekhter, T. Li
- RFC 1794**
DNS Support for Load Balancing T. Brisco
- RFC 1819**
Internet Stream Protocol Version 2 (ST2) Protocol Specification—Version ST2+ L. Delgrossi, L. Berger Eds.
- RFC 1826**
IP Authentication Header R. Atkinson
- RFC 1828**
IP Authentication using Keyed MD5 P. Metzger, W. Simpson
- RFC 1829**
The ESP DES-CBC Transform P. Karn, P. Metzger, W. Simpson
- RFC 1830**
SMTP Service Extensions for Transmission of Large and Binary MIME Messages G. Vaudreuil
- RFC 1831**
RPC: Remote Procedure Call Protocol Specification Version 2 R. Srinivasan
- RFC 1832**
XDR: External Data Representation Standard R. Srinivasan
- RFC 1833**
Binding Protocols for ONC RPC Version 2 R. Srinivasan

RFC 1850

OSPF Version 2 Management Information Base F. Baker, R. Coltun

RFC 1854

SMTP Service Extension for Command Pipelining N. Freed

RFC 1869

SMTP Service Extensions J. Klensin, N. Freed, M. Rose, E. Stefferud, D. Crocker

RFC 1870

SMTP Service Extension for Message Size Declaration J. Klensin, N. Freed, K. Moore

RFC 1876

A Means for Expressing Location Information in the Domain Name System C. Davis, P. Vixie, T. Goodwin, I. Dickinson

RFC 1883

Internet Protocol, Version 6 (IPv6) Specification S. Deering, R. Hinden

RFC 1884

IP Version 6 Addressing Architecture R. Hinden, S. Deering, Eds.

RFC 1886

DNS Extensions to support IP version 6 S. Thomson, C. Huitema

RFC 1888

OSI NSAPs and IPv6 J. Bound, B. Carpenter, D. Harrington, J. Houldsworth, A. Lloyd

RFC 1891

SMTP Service Extension for Delivery Status Notifications K. Moore

RFC 1892

The Multipart/Report Content Type for the Reporting of Mail System Administrative Messages G. Vaudreuil

RFC 1894

An Extensible Message Format for Delivery Status Notifications K. Moore, G. Vaudreuil

RFC 1901

Introduction to Community-based SNMPv2 J. Case, K. McCloghrie, M. Rose, S. Waldbusser

RFC 1902

Structure of Management Information for Version 2 of the Simple Network Management Protocol (SNMPv2) J. Case, K. McCloghrie, M. Rose, S. Waldbusser

RFC 1903

Textual Conventions for Version 2 of the Simple Network Management Protocol (SNMPv2) J. Case, K. McCloghrie, M. Rose, S. Waldbusser

RFC 1904

Conformance Statements for Version 2 of the Simple Network Management Protocol (SNMPv2) J. Case, K. McCloghrie, M. Rose, S. Waldbusser

RFC 1905

Protocol Operations for Version 2 of the Simple Network Management Protocol (SNMPv2) J. Case, K. McCloghrie, M. Rose, S. Waldbusser

RFC 1906

Transport Mappings for Version 2 of the Simple Network Management Protocol (SNMPv2) J. Case, K. McCloghrie, M. Rose, S. Waldbusser

RFC 1907

Management Information Base for Version 2 of the Simple Network Management Protocol (SNMPv2) J. Case, K. McCloghrie, M. Rose, S. Waldbusser

RFC 1908

Coexistence between Version 1 and Version 2 of the Internet-standard Network Management Framework J. Case, K. McCloghrie, M. Rose, S. Waldbusser

RFC 1912

Common DNS Operational and Configuration Errors D. Barr

- RFC 1918**
Address Allocation for Private Internets Y. Rekhter, B. Moskowitz, D. Karrenberg, G.J. de Groot, E. Lear
- RFC 1928**
SOCKS Protocol Version 5 M. Leech, M. Ganis, Y. Lee, R. Kuris, D. Koblas, L. Jones
- RFC 1930**
Guidelines for creation, selection, and registration of an Autonomous System (AS) J. Hawkinson, T. Bates
- RFC 1939**
Post Office Protocol-Version 3 J. Myers, M. Rose
- RFC 1981**
Path MTU Discovery for IP version 6 J. McCann, S. Deering, J. Mogul
- RFC 1982**
Serial Number Arithmetic R. Elz, R. Bush
- RFC 1985**
SMTP Service Extension for Remote Message Queue Starting J. De Winter
- RFC 1995**
Incremental Zone Transfer in DNS M. Ohta
- RFC 1996**
A Mechanism for Prompt Notification of Zone Changes (DNS NOTIFY) P. Vixie
- RFC 2010**
Operational Criteria for Root Name Servers B. Manning, P. Vixie
- RFC 2011**
SNMPv2 Management Information Base for the Internet Protocol using SMIPv2 K. McCloghrie, Ed.
- RFC 2012**
SNMPv2 Management Information Base for the Transmission Control Protocol using SMIPv2 K. McCloghrie, Ed.
- RFC 2013**
SNMPv2 Management Information Base for the User Datagram Protocol using SMIPv2 K. McCloghrie, Ed.
- RFC 2018**
TCP Selective Acknowledgement Options M. Mathis, J. Mahdavi, S. Floyd, A. Romanow
- RFC 2026**
The Internet Standards Process — Revision 3 S. Bradner
- RFC 2030**
Simple Network Time Protocol (SNTP) Version 4 for IPv4, IPv6 and OSI D. Mills
- RFC 2033**
Local Mail Transfer Protocol J. Myers
- RFC 2034**
SMTP Service Extension for Returning Enhanced Error Codes N. Freed
- RFC 2040**
The RC5, RC5–CBC, RC5–CBC–Pad, and RC5–CTS Algorithms R. Baldwin, R. Rivest
- RFC 2045**
Multipurpose Internet Mail Extensions (MIME) Part One: Format of Internet Message Bodies N. Freed, N. Borenstein
- RFC 2052**
A DNS RR for specifying the location of services (DNS SRV) A. Gulbrandsen, P. Vixie
- RFC 2065**
Domain Name System Security Extensions D. Eastlake 3rd, C. Kaufman
- RFC 2066**
TELNET CHARSET Option R. Gellens

- RFC 2080**
RIPng for IPv6 G. Malkin, R. Minnear
- RFC 2096**
IP Forwarding Table MIB F. Baker
- RFC 2104**
HMAC: Keyed-Hashing for Message Authentication H. Krawczyk, M. Bellare, R. Canetti
- RFC 2119**
Keywords for use in RFCs to Indicate Requirement Levels S. Bradner
- RFC 2133**
Basic Socket Interface Extensions for IPv6 R. Gilligan, S. Thomson, J. Bound, W. Stevens
- RFC 2136**
Dynamic Updates in the Domain Name System (DNS UPDATE) P. Vixie, Ed., S. Thomson, Y. Rekhter, J. Bound
- RFC 2137**
Secure Domain Name System Dynamic Update D. Eastlake 3rd
- RFC 2163**
Using the Internet DNS to Distribute MIXER Conformant Global Address Mapping (MCGAM) C. Allocchio
- RFC 2168**
Resolution of Uniform Resource Identifiers using the Domain Name System R. Daniel, M. Mealling
- RFC 2178**
OSPF Version 2 J. Moy
- RFC 2181**
Clarifications to the DNS Specification R. Elz, R. Bush
- RFC 2205**
Resource ReSerVation Protocol (RSVP)—Version 1 Functional Specification R. Braden, Ed., L. Zhang, S. Berson, S. Herzog, S. Jamin
- RFC 2210**
The Use of RSVP with IETF Integrated Services J. Wroclawski
- RFC 2211**
Specification of the Controlled-Load Network Element Service J. Wroclawski
- RFC 2212**
Specification of Guaranteed Quality of Service S. Shenker, C. Partridge, R. Guerin
- RFC 2215**
General Characterization Parameters for Integrated Service Network Elements S. Shenker, J. Wroclawski
- RFC 2217**
Telnet Com Port Control Option G. Clarke
- RFC 2219**
Use of DNS Aliases for Network Services M. Hamilton, R. Wright
- RFC 2228**
FTP Security Extensions M. Horowitz, S. Lunt
- RFC 2230**
Key Exchange Delegation Record for the DNS R. Atkinson
- RFC 2233**
The Interfaces Group MIB using SMIV2 K. McCloghrie, F. Kastenholz
- RFC 2240**
A Legal Basis for Domain Name Allocation O. Vaughn
- RFC 2246**
The TLS Protocol Version 1.0 T. Dierks, C. Allen

- RFC 2251**
Lightweight Directory Access Protocol (v3) M. Wahl, T. Howes, S. Kille
- RFC 2253**
Lightweight Directory Access Protocol (v3): UTF-8 String Representation of Distinguished Names M. Wahl, S. Kille, T. Howes
- RFC 2254**
The String Representation of LDAP Search Filters T. Howes
- RFC 2261**
An Architecture for Describing SNMP Management Frameworks D. Harrington, R. Presuhn, B. Wijnen
- RFC 2262**
Message Processing and Dispatching for the Simple Network Management Protocol (SNMP) J. Case, D. Harrington, R. Presuhn, B. Wijnen
- RFC 2271**
An Architecture for Describing SNMP Management Frameworks D. Harrington, R. Presuhn, B. Wijnen
- RFC 2273**
SNMPv3 Applications D. Levi, P. Meyer, B. Stewartz
- RFC 2274**
User-based Security Model (USM) for version 3 of the Simple Network Management Protocol (SNMPv3) U. Blumenthal, B. Wijnen
- RFC 2275**
View-based Access Control Model (VACM) for the Simple Network Management Protocol (SNMP) B. Wijnen, R. Presuhn, K. McCloghrie
- RFC 2279**
UTF-8, a transformation format of ISO 10646 F. Yergeau
- RFC 2292**
Advanced Sockets API for IPv6 W. Stevens, M. Thomas
- RFC 2308**
Negative Caching of DNS Queries (DNS NCACHE) M. Andrews
- RFC 2317**
Classless IN-ADDR.ARPA delegation H. Eidnes, G. de Groot, P. Vixie
- RFC 2320**
Definitions of Managed Objects for Classical IP and ARP Over ATM Using SMIPv2 (IPOA-MIB) M. Greene, J. Luciani, K. White, T. Kuo
- RFC 2328**
OSPF Version 2 J. Moy
- RFC 2345**
Domain Names and Company Name Retrieval J. Klensin, T. Wolf, G. Oglesby
- RFC 2352**
A Convention for Using Legal Names as Domain Names O. Vaughn
- RFC 2355**
TN3270 Enhancements B. Kelly
- RFC 2358**
Definitions of Managed Objects for the Ethernet-like Interface Types J. Flick, J. Johnson
- RFC 2373**
IP Version 6 Addressing Architecture R. Hinden, S. Deering
- RFC 2374**
An IPv6 Aggregatable Global Unicast Address Format R. Hinden, M. O'Dell, S. Deering
- RFC 2375**
IPv6 Multicast Address Assignments R. Hinden, S. Deering

RFC 2385

Protection of BGP Sessions via the TCP MD5 Signature Option A. Hefferman

RFC 2389

Feature negotiation mechanism for the File Transfer Protocol P. Hethmon, R. Elz

RFC 2401

Security Architecture for Internet Protocol S. Kent, R. Atkinson

RFC 2402

IP Authentication Header S. Kent, R. Atkinson

RFC 2403

The Use of HMAC-MD5-96 within ESP and AH C. Madson, R. Glenn

RFC 2404

The Use of HMAC-SHA-1-96 within ESP and AH C. Madson, R. Glenn

RFC 2405

The ESP DES-CBC Cipher Algorithm With Explicit IV C. Madson, N. Doraswamy

RFC 2406

IP Encapsulating Security Payload (ESP) S. Kent, R. Atkinson

RFC 2407

The Internet IP Security Domain of Interpretation for ISAKMPD Piper

RFC 2408

Internet Security Association and Key Management Protocol (ISAKMP) D. Maughan, M. Schertler, M. Schneider, J. Turner

RFC 2409

The Internet Key Exchange (IKE) D. Harkins, D. Carrel

RFC 2410

The NULL Encryption Algorithm and Its Use With IPsec R. Glenn, S. Kent,

RFC 2428

FTP Extensions for IPv6 and NATs M. Allman, S. Ostermann, C. Metz

RFC 2445

Internet Calendaring and Scheduling Core Object Specification (iCalendar) F. Dawson, D. Stenerson

RFC 2459

Internet X.509 Public Key Infrastructure Certificate and CRL Profile R. Housley, W. Ford, W. Polk, D. Solo

RFC 2460

Internet Protocol, Version 6 (IPv6) Specification S. Deering, R. Hinden

RFC 2461

Neighbor Discovery for IP Version 6 (IPv6) T. Narten, E. Nordmark, W. Simpson

RFC 2462

IPv6 Stateless Address Autoconfiguration S. Thomson, T. Narten

RFC 2463

Internet Control Message Protocol (ICMPv6) for the Internet Protocol Version 6 (IPv6) Specification A. Conta, S. Deering

RFC 2464

Transmission of IPv6 Packets over Ethernet Networks M. Crawford

RFC 2466

Management Information Base for IP Version 6: ICMPv6 Group D. Haskin, S. Onishi

RFC 2476

Message Submission R. Gellens, J. Klensin

RFC 2487

SMTP Service Extension for Secure SMTP over TLS P. Hoffman

RFC 2505

Anti-Spam Recommendations for SMTP MTAs G. Lindberg

- RFC 2523**
Photuris: Extended Schemes and Attributes P. Karn, W. Simpson
- RFC 2535**
Domain Name System Security Extensions D. Eastlake 3rd
- RFC 2538**
Storing Certificates in the Domain Name System (DNS) D. Eastlake 3rd, O. Gudmundsson
- RFC 2539**
Storage of Diffie-Hellman Keys in the Domain Name System (DNS) D. Eastlake 3rd
- RFC 2540**
Detached Domain Name System (DNS) Information D. Eastlake 3rd
- RFC 2554**
SMTP Service Extension for Authentication J. Myers
- RFC 2570**
Introduction to Version 3 of the Internet-standard Network Management Framework J. Case, R. Mundy, D. Partain, B. Stewart
- RFC 2571**
An Architecture for Describing SNMP Management Frameworks B. Wijnen, D. Harrington, R. Presuhn
- RFC 2572**
Message Processing and Dispatching for the Simple Network Management Protocol (SNMP) J. Case, D. Harrington, R. Presuhn, B. Wijnen
- RFC 2573**
SNMP Applications D. Levi, P. Meyer, B. Stewart
- RFC 2574**
User-based Security Model (USM) for version 3 of the Simple Network Management Protocol (SNMPv3) U. Blumenthal, B. Wijnen
- RFC 2575**
View-based Access Control Model (VACM) for the Simple Network Management Protocol (SNMP) B. Wijnen, R. Presuhn, K. McCloghrie
- RFC 2576**
Co-Existence between Version 1, Version 2, and Version 3 of the Internet-standard Network Management Framework R. Frye, D. Levi, S. Routhier, B. Wijnen
- RFC 2578**
Structure of Management Information Version 2 (SMIv2) K. McCloghrie, D. Perkins, J. Schoenwaelder
- RFC 2579**
Textual Conventions for SMIv2 K. McCloghrie, D. Perkins, J. Schoenwaelder
- RFC 2580**
Conformance Statements for SMIv2 K. McCloghrie, D. Perkins, J. Schoenwaelder
- RFC 2581**
TCP Congestion Control M. Allman, V. Paxson, W. Stevens
- RFC 2583**
Guidelines for Next Hop Client (NHC) Developers R. Carlson, L. Winkler
- RFC 2591**
Definitions of Managed Objects for Scheduling Management Operations D. Levi, J. Schoenwaelder
- RFC 2625**
IP and ARP over Fibre Channel M. Rajagopal, R. Bhagwat, W. Rickard
- RFC 2635**
Don't SPEW A Set of Guidelines for Mass Unsolicited Mailings and Postings (spam)* S. Hambridge, A. Lunde
- RFC 2637**
Point-to-Point Tunneling Protocol K. Hamzeh, G. Pall, W. Verthein, J. Taarud, W. Little, G. Zorn

- RFC 2640**
Internationalization of the File Transfer Protocol B. Curtin
- RFC 2665**
Definitions of Managed Objects for the Ethernet-like Interface Types J. Flick, J. Johnson
- RFC 2671**
Extension Mechanisms for DNS (EDNS0) P. Vixie
- RFC 2672**
Non-Terminal DNS Name Redirection M. Crawford
- RFC 2675**
IPv6 Jumbograms D. Borman, S. Deering, R. Hinden
- RFC 2710**
Multicast Listener Discovery (MLD) for IPv6 S. Deering, W. Fenner, B. Haberman
- RFC 2711**
IPv6 Router Alert Option C. Partridge, A. Jackson
- RFC 2740**
OSPF for IPv6 R. Coltun, D. Ferguson, J. Moy
- RFC 2753**
A Framework for Policy-based Admission Control R. Yavatkar, D. Pendarakis, R. Guerin
- RFC 2782**
A DNS RR for specifying the location of services (DNS SRV) A. Gubrandsen, P. Vixie, L. Esibov
- RFC 2821**
Simple Mail Transfer Protocol J. Klensin, Ed.
- RFC 2822**
Internet Message Format P. Resnick, Ed.
- RFC 2840**
TELNET KERMIT OPTION J. Altman, F. da Cruz
- RFC 2845**
Secret Key Transaction Authentication for DNS (TSIG) P. Vixie, O. Gudmundsson, D. Eastlake 3rd, B. Wellington
- RFC 2851**
Textual Conventions for Internet Network Addresses M. Daniele, B. Haberman, S. Routhier, J. Schoenwaelder
- RFC 2852**
Deliver By SMTP Service Extension D. Newman
- RFC 2874**
DNS Extensions to Support IPv6 Address Aggregation and Renumbering M. Crawford, C. Huitema
- RFC 2915**
The Naming Authority Pointer (NAPTR) DNS Resource Record M. Mealling, R. Daniel
- RFC 2920**
SMTP Service Extension for Command Pipelining N. Freed
- RFC 2930**
Secret Key Establishment for DNS (TKEY RR) D. Eastlake, 3rd
- RFC 2941**
Telnet Authentication Option T. Ts'o, ed., J. Altman
- RFC 2942**
Telnet Authentication: Kerberos Version 5 T. Ts'o
- RFC 2946**
Telnet Data Encryption Option T. Ts'o
- RFC 2952**
Telnet Encryption: DES 64 bit Cipher Feedback T. Ts'o

RFC 2953

Telnet Encryption: DES 64 bit Output Feedback T. Ts'o

RFC 2992

Analysis of an Equal-Cost Multi-Path Algorithm C. Hopps

RFC 3019

IP Version 6 Management Information Base for The Multicast Listener Discovery Protocol B. Haberman, R. Worzella

RFC 3060

Policy Core Information Model—Version 1 Specification B. Moore, E. Ellessen, J. Strassner, A. Westerinen

RFC 3152

Delegation of IP6.ARPA R. Bush

RFC 3164

The BSD Syslog Protocol C. Lonvick

RFC 3207

SMTP Service Extension for Secure SMTP over Transport Layer Security P. Hoffman

RFC 3226

DNSSEC and IPv6 A6 aware server/resolver message size requirements O. Gudmundsson

RFC 3291

Textual Conventions for Internet Network Addresses M. Daniele, B. Haberman, S. Routhier, J. Schoenwaelder

RFC 3363

Representing Internet Protocol version 6 (IPv6) Addresses in the Domain Name System R. Bush, A. Durand, B. Fink, O. Gudmundsson, T. Hain

RFC 3376

Internet Group Management Protocol, Version 3 B. Cain, S. Deering, I. Kouvelas, B. Fenner, A. Thyagarajan

RFC 3390

Increasing TCP's Initial Window M. Allman, S. Floyd, C. Partridge

RFC 3410

Introduction and Applicability Statements for Internet-Standard Management Framework J. Case, R. Mundy, D. Partain, B. Stewart

RFC 3411

An Architecture for Describing Simple Network Management Protocol (SNMP) Management Frameworks D. Harrington, R. Presuhn, B. Wijnen

RFC 3412

Message Processing and Dispatching for the Simple Network Management Protocol (SNMP) J. Case, D. Harrington, R. Presuhn, B. Wijnen

RFC 3413

Simple Network Management Protocol (SNMP) Applications D. Levi, P. Meyer, B. Stewart

RFC 3414

User-based Security Model (USM) for version 3 of the Simple Network Management Protocol (SNMPv3) U. Blumenthal, B. Wijnen

RFC 3415

View-based Access Control Model (VACM) for the Simple Network Management Protocol (SNMP) B. Wijnen, R. Presuhn, K. McCloghrie

RFC 3416

Version 2 of the Protocol Operations for the Simple Network Management Protocol (SNMP) R. Presuhn, J. Case, K. McCloghrie, M. Rose, S. Waldbusser

RFC 3417

Transport Mappings for the Simple Network Management Protocol (SNMP) R. Presuhn, J. Case, K. McCloghrie, M. Rose, S. Waldbusser

RFC 3418

Management Information Base (MIB) for the Simple Network Management Protocol (SNMP) R. Presuhn, J. Case, K. McCloghrie, M. Rose, S. Waldbusser

RFC 3419

Textual Conventions for Transport Addresses M. Daniele, J. Schoenwaelder

RFC 3484

Default Address Selection for Internet Protocol version 6 (IPv6) R. Draves

RFC 3493

Basic Socket Interface Extensions for IPv6 R. Gilligan, S. Thomson, J. Bound, J. McCann, W. Stevens

RFC 3513

Internet Protocol Version 6 (IPv6) Addressing Architecture R. Hinden, S. Deering

RFC 3526

More Modular Exponential (MODP) Diffie-Hellman groups for Internet Key Exchange (IKE) T. Kivinen, M. Kojo

RFC 3542

Advanced Sockets Application Programming Interface (API) for IPv6 W. Richard Stevens, M. Thomas, E. Nordmark, T. Jinmei

RFC 3566

The AES-XCBC-MAC-96 Algorithm and Its Use With IPsec S. Frankel, H. Herbert

RFC 3569

An Overview of Source-Specific Multicast (SSM) S. Bhattacharyya, Ed.

RFC 3584

Coexistence between Version 1, Version 2, and Version 3 of the Internet-standard Network Management Framework R. Frye, D. Levi, S. Routhier, B. Wijnen

RFC 3602

The AES-CBC Cipher Algorithm and Its Use with IPsec S. Frankel, R. Glenn, S. Kelly

RFC 3629

UTF-8, a transformation format of ISO 10646 R. Kermode, C. Vicisano

RFC 3658

Delegation Signer (DS) Resource Record (RR) O. Gudmundsson

RFC 3678

Socket Interface Extensions for Multicast Source Filters D. Thaler, B. Fenner, B. Quinn

RFC 3715

IPsec-Network Address Translation (NAT) Compatibility Requirements B. Aboba, W. Dixon

RFC 3810

Multicast Listener Discovery Version 2 (MLDv2) for IPv6 R. Vida, Ed., L. Costa, Ed.

RFC 3826

The Advanced Encryption Standard (AES) Cipher Algorithm in the SNMP User-based Security Model U. Blumenthal, F. Maino, K. McCloghrie.

RFC 3947

Negotiation of NAT-Traversal in the IKE T. Kivinen, B. Swander, A. Huttunen, V. Volpe

RFC 3948

UDP Encapsulation of IPsec ESP Packets A. Huttunen, B. Swander, V. Volpe, L. DiBurro, M. Stenberg

RFC 4001

Textual Conventions for Internet Network Addresses M. Daniele, B. Haberman, S. Routhier, J. Schoenwaelder

RFC 4007

IPv6 Scoped Address Architecture S. Deering, B. Haberman, T. Jinmei, E. Nordmark, B. Zill

- RFC 4022**
Management Information Base for the Transmission Control Protocol (TCP) R. Raghunarayan
- RFC 4106**
The Use of Galois/Counter Mode (GCM) in IPsec Encapsulating Security Payload (ESP) J. Viega, D. McGrew
- RFC 4109**
Algorithms for Internet Key Exchange version 1 (IKEv1) P. Hoffman
- RFC 4113**
Management Information Base for the User Datagram Protocol (UDP) B. Fenner, J. Flick
- RFC 4191**
Default Router Preferences and More-Specific Routes R. Draves, D. Thaler
- RFC 4217**
Securing FTP with TLS P. Ford-Hutchinson
- RFC 4292**
IP Forwarding Table MIB B. Haberman
- RFC 4293**
Management Information Base for the Internet Protocol (IP) S. Routhier
- RFC 4301**
Security Architecture for the Internet Protocol S. Kent, K. Seo
- RFC 4302**
IP Authentication Header S. Kent
- RFC 4303**
IP Encapsulating Security Payload (ESP) S. Kent
- RFC 4304**
Extended Sequence Number (ESN) Addendum to IPsec Domain of Interpretation (DOI) for Internet Security Association and Key Management Protocol (ISAKMP) S. Kent
- RFC 4307**
Cryptographic Algorithms for Use in the Internet Key Exchange Version 2 (IKEv2) J. Schiller
- RFC 4308**
Cryptographic Suites for IPsec P. Hoffman
- RFC 4434**
The AES-XCBC-PRF-128 Algorithm for the Internet Key Exchange Protocol P. Hoffman
- RFC 4443**
Internet Control Message Protocol (ICMPv6) for the Internet Protocol Version 6 (IPv6) Specification A. Conta, S. Deering
- RFC 4552**
Authentication/Confidentiality for OSPFv3 M. Gupta, N. Melam
- RFC 4678**
Server/Application State Protocol v1 A. Bivens
- RFC 4753**
ECP Groups for IKE and IKEv2 D. Fu, J. Solinas
- RFC 4754**
IKE and IKEv2 Authentication Using the Elliptic Curve Digital Signature Algorithm (ECDSA) D. Fu, J. Solinas
- RFC 4809**
Requirements for an IPsec Certificate Management Profile C. Bonatti, Ed., S. Turner, Ed., G. Lebovitz, Ed.
- RFC 4835**
Cryptographic Algorithm Implementation Requirements for Encapsulating Security Payload (ESP) and Authentication Header (AH) V. Manral

RFC 4862

IPv6 Stateless Address Autoconfiguration S. Thomson, T. Narten, T. Jinmei

RFC 4868

Using HMAC-SHA-256, HMAC-SHA-384, and HMAC-SHA-512 with IPsec S. Kelly, S. Frankel

RFC 4869

Suite B Cryptographic Suites for IPsec L. Law, J. Solinas

RFC 4941

Privacy Extensions for Stateless Address Autoconfiguration in IPv6 T. Narten, R. Draves, S. Krishnan

RFC 4945

The Internet IP Security PKI Profile of IKEv1/ISAKMP, IKEv2, and PKIX B. Korver

RFC 5014

IPv6 Socket API for Source Address Selection E. Nordmark, S. Chakrabarti, J. Laganier

RFC 5095

Deprecation of Type 0 Routing Headers in IPv6 J. Abley, P. Savola, G. Neville-Neil

RFC 5175

IPv6 Router Advertisement Flags Option B. Haberman, Ed., R. Hinden

RFC 5282

Using Authenticated Encryption Algorithms with the Encrypted Payload of the Internet Key Exchange version 2 (IKEv2) Protocol D. Black, D. McGrew

RFC 5996

Internet Key Exchange Protocol Version 2 (IKEv2) C. Kaufman, P. Hoffman, Y. Nir, P. Eronen

RFC 7627

Transport Layer Security (TLS) Session Hash and Extended Master Secret Extension K. Bhargavan, A. Delignat-Lavaud, A. Pironti, Inria Paris-Rocquencourt, A. Langley, M. Ray

RFC 8446

The Transport Layer Security (TLS) Protocol Version 1.3 E. Rescorla

Internet drafts

Internet drafts are working documents of the Internet Engineering Task Force (IETF), its areas, and its working groups. Other groups can also distribute working documents as Internet drafts. You can see Internet drafts at <http://www.ietf.org/ID.html>.

Appendix D. Architectural specifications

This appendix lists documents that provide architectural specifications for the SNA Protocol.

The APPN Implementers' Workshop (AIW) architecture documentation includes the following architectural specifications for SNA APPN and HPR:

- APPN Architecture Reference (SG30-3422-04)
- APPN Branch Extender Architecture Reference Version 1.1
- APPN Dependent LU Requester Architecture Reference Version 1.5
- APPN Extended Border Node Architecture Reference Version 1.0
- APPN High Performance Routing Architecture Reference Version 4.0
- SNA Formats (GA27-3136-20)
- SNA Technical Overview (GC30-3073-04)

The following RFC also contains SNA architectural specifications:

- RFC 2353 *APPN/HPR in IP Networks APPN Implementers' Workshop Closed Pages Document*

RFCs are available at <http://www.rfc-editor.org/rfc.html>.

Appendix E. Architectural specifications

This appendix lists documents that provide architectural specifications for the SNA Protocol.

The APPN Implementers' Workshop (AIW) architecture documentation includes the following architectural specifications for SNA APPN and HPR:

- APPN Architecture Reference (SG30-3422-04)
- APPN Branch Extender Architecture Reference Version 1.1
- APPN Dependent LU Requester Architecture Reference Version 1.5
- APPN Extended Border Node Architecture Reference Version 1.0
- APPN High Performance Routing Architecture Reference Version 4.0
- SNA Formats (GA27-3136-20)
- SNA Technical Overview (GC30-3073-04)

The following RFC also contains SNA architectural specifications:

- RFC 2353 *APPN/HPR in IP Networks APPN Implementers' Workshop Closed Pages Document*

RFCs are available at <http://www.rfc-editor.org/rfc.html>.

Appendix F. Accessibility

Accessible publications for this product are offered through [IBM Documentation for z/OS](#).

If you experience difficulty with the accessibility of any z/OS documentation see [How to Send Feedback to IBM](#) to leave documentation feedback.

Notices

This information was developed for products and services that are offered in the USA or elsewhere.

IBM may not offer the products, services, or features discussed in this document in other countries. Consult your local IBM representative for information on the products and services currently available in your area. Any reference to an IBM product, program, or service is not intended to state or imply that only that IBM product, program, or service may be used. Any functionally equivalent product, program, or service that does not infringe any IBM intellectual property right may be used instead. However, it is the user's responsibility to evaluate and verify the operation of any non-IBM product, program, or service.

IBM may have patents or pending patent applications covering subject matter described in this document. The furnishing of this document does not grant you any license to these patents. You can send license inquiries, in writing, to:

IBM Director of Licensing IBM Corporation North Castle Drive, MD-NC119 Armonk, NY 10504-1785 United States of America

For license inquiries regarding double-byte character set (DBCS) information, contact the IBM Intellectual Property Department in your country or send inquiries, in writing, to:

Intellectual Property Licensing Legal and Intellectual Property Law IBM Japan Ltd. 19-21, Nihonbashi-Hakozakicho, Chuo-ku Tokyo 103-8510, Japan

The following paragraph does not apply to the United Kingdom or any other country where such provisions are inconsistent with local law: INTERNATIONAL BUSINESS MACHINES CORPORATION PROVIDES THIS PUBLICATION "AS IS" WITHOUT WARRANTY OF ANY KIND, EITHER EXPRESS OR IMPLIED, INCLUDING, BUT NOT LIMITED TO, THE IMPLIED WARRANTIES OF NON-INFRINGEMENT, MERCHANTABILITY OR FITNESS FOR A PARTICULAR PURPOSE. Some states do not allow disclaimer of express or implied warranties in certain transactions, therefore, this statement may not apply to you.

This information could include technical inaccuracies or typographical errors. Changes are periodically made to the information herein; these changes will be incorporated in new editions of the publication. IBM may make improvements and/or changes in the product(s) and/or the program(s) described in this publication at any time without notice.

This information could include missing, incorrect, or broken hyperlinks. Hyperlinks are maintained in only the HTML plug-in output for the IBM Documentation. Use of hyperlinks in other output formats of this information is at your own risk.

Any references in this information to non-IBM websites are provided for convenience only and do not in any manner serve as an endorsement of those websites. The materials at those websites are not part of the materials for this IBM product and use of those websites is at your own risk.

IBM may use or distribute any of the information you supply in any way it believes appropriate without incurring any obligation to you.

Licensees of this program who wish to have information about it for the purpose of enabling: (i) the exchange of information between independently created programs and other programs (including this one) and (ii) the mutual use of the information which has been exchanged, should contact:

IBM Corporation Site Counsel 2455 South Road Poughkeepsie, NY 12601-5400 USA

Such information may be available, subject to appropriate terms and conditions, including in some cases, payment of a fee.

The licensed program described in this document and all licensed material available for it are provided by IBM under terms of the IBM Customer Agreement, IBM International Program License Agreement or any equivalent agreement between us.

Any performance data contained herein was determined in a controlled environment. Therefore, the results obtained in other operating environments may vary significantly. Some measurements may have been made on development-level systems and there is no guarantee that these measurements will be the same on generally available systems. Furthermore, some measurements may have been estimated through extrapolation. Actual results may vary. Users of this document should verify the applicable data for their specific environment.

Information concerning non-IBM products was obtained from the suppliers of those products, their published announcements or other publicly available sources. IBM has not tested those products and cannot confirm the accuracy of performance, compatibility or any other claims related to non-IBM products. Questions on the capabilities of non-IBM products should be addressed to the suppliers of those products.

All statements regarding IBM's future direction or intent are subject to change or withdrawal without notice, and represent goals and objectives only.

This information contains examples of data and reports used in daily business operations. To illustrate them as completely as possible, the examples include the names of individuals, companies, brands, and products. All of these names are fictitious and any similarity to the names and addresses used by an actual business enterprise is entirely coincidental.

COPYRIGHT LICENSE:

This information contains sample application programs in source language, which illustrate programming techniques on various operating platforms. You may copy, modify, and distribute these sample programs in any form without payment to IBM, for the purposes of developing, using, marketing or distributing application programs conforming to the application programming interface for the operating platform for which the sample programs are written. These examples have not been thoroughly tested under all conditions. IBM, therefore, cannot guarantee or imply reliability, serviceability, or function of these programs. The sample programs are provided "AS IS", without warranty of any kind. IBM shall not be liable for any damages arising out of your use of the sample programs.

Terms and conditions for product documentation

Permissions for the use of these publications are granted subject to the following terms and conditions.

Applicability

These terms and conditions are in addition to any terms of use for the IBM website.

Personal use

You may reproduce these publications for your personal, noncommercial use provided that all proprietary notices are preserved. You may not distribute, display or make derivative work of these publications, or any portion thereof, without the express consent of IBM.

Commercial use

You may reproduce, distribute and display these publications solely within your enterprise provided that all proprietary notices are preserved. You may not make derivative works of these publications, or reproduce, distribute or display these publications or any portion thereof outside your enterprise, without the express consent of IBM.

Rights

Except as expressly granted in this permission, no other permissions, licenses or rights are granted, either express or implied, to the publications or any information, data, software or other intellectual property contained therein.

IBM reserves the right to withdraw the permissions granted herein whenever, in its discretion, the use of the publications is detrimental to its interest or, as determined by IBM, the above instructions are not being properly followed.

You may not download, export or re-export this information except in full compliance with all applicable laws and regulations, including all United States export laws and regulations.

IBM MAKES NO GUARANTEE ABOUT THE CONTENT OF THESE PUBLICATIONS. THE PUBLICATIONS ARE PROVIDED "AS-IS" AND WITHOUT WARRANTY OF ANY KIND, EITHER EXPRESSED OR IMPLIED, INCLUDING BUT NOT LIMITED TO IMPLIED WARRANTIES OF MERCHANTABILITY, NON-INFRINGEMENT, AND FITNESS FOR A PARTICULAR PURPOSE.

IBM Online Privacy Statement

IBM Software products, including software as a service solutions, ("Software Offerings") may use cookies or other technologies to collect product usage information, to help improve the end user experience, to tailor interactions with the end user, or for other purposes. In many cases no personally identifiable information is collected by the Software Offerings. Some of our Software Offerings can help enable you to collect personally identifiable information. If this Software Offering uses cookies to collect personally identifiable information, specific information about this offering's use of cookies is set forth below.

Depending upon the configurations deployed, this Software Offering may use session cookies that collect each user's name, email address, phone number, or other personally identifiable information for purposes of enhanced user usability and single sign-on configuration. These cookies can be disabled, but disabling them will also eliminate the functionality they enable.

If the configurations deployed for this Software Offering provide you as customer the ability to collect personally identifiable information from end users via cookies and other technologies, you should seek your own legal advice about any laws applicable to such data collection, including any requirements for notice and consent.

For more information about the use of various technologies, including cookies, for these purposes, see IBM's Privacy Policy at ibm.com/privacy and IBM's Online Privacy Statement at ibm.com/privacy/details in the section entitled "Cookies, Web Beacons and Other Technologies," and the "IBM Software Products and Software-as-a-Service Privacy Statement" at ibm.com/software/info/product-privacy.

Policy for unsupported hardware

Various z/OS elements, such as DFSMS, JES2, JES3, and MVS, contain code that supports specific hardware servers or devices. In some cases, this device-related element support remains in the product even after the hardware devices pass their announced End of Service date. z/OS may continue to service element code; however, it will not provide service related to unsupported hardware devices. Software problems related to these devices will not be accepted for service, and current service activity will cease if a problem is determined to be associated with out-of-support devices. In such cases, fixes will not be issued.

Minimum supported hardware

The minimum supported hardware for z/OS releases identified in z/OS announcements can subsequently change when service for particular servers or devices is withdrawn. Likewise, the levels of other software products supported on a particular release of z/OS are subject to the service support lifecycle of those products. Therefore, z/OS and its product publications (for example, panels, samples, messages, and product documentation) can include references to hardware and software that is no longer supported.

- For information about software support lifecycle, see: [IBM Lifecycle Support for z/OS \(www.ibm.com/software/support/systemsz/lifecycle\)](http://www.ibm.com/software/support/systemsz/lifecycle)
- For information about currently-supported IBM hardware, contact your IBM representative.

Policy for unsupported hardware

Various z/OS elements, such as DFSMS, HCD, JES2, JES3, and MVS, contain code that supports specific hardware servers or devices. In some cases, this device-related element support remains in the product even after the hardware devices pass their announced End of Service date. z/OS may continue to service element code; however, it will not provide service related to unsupported hardware devices. Software problems related to these devices will not be accepted for service, and current service activity will cease if a problem is determined to be associated with out-of-support devices. In such cases, fixes will not be issued.

Trademarks

IBM, the IBM logo, and ibm.com are trademarks or registered trademarks of International Business Machines Corp., registered in many jurisdictions worldwide. Other product and service names might be trademarks of IBM or other companies. A current list of IBM trademarks is available on the web at [Copyright and trademark information at www.ibm.com/legal/copytrade.shtml](http://www.ibm.com/legal/copytrade.shtml).

Bibliography

This bibliography contains descriptions of the documents in the z/OS Communications Server library.

z/OS Communications Server documentation is available online at the z/OS Internet Library web page at <http://www.ibm.com/systems/z/os/zos/library/bkserv/>.

z/OS Communications Server library updates

Updates to documents are also available on RETAIN and in information APARs (info APARs). Go to <https://www.ibm.com/mysupport> to view information APARs.

- [z/OS Communications Server V2R1 New Function APAR Summary](#)
- [z/OS Communications Server V2R2 New Function APAR Summary](#)
- [z/OS Communications Server V2R3 New Function APAR Summary](#)
- [z/OS Communications Server V2R4 New Function APAR Summary](#)

z/OS Communications Server information

z/OS Communications Server product information is grouped by task in the following tables.

Planning

Title	Number	Description
z/OS Communications Server: New Function Summary	GC27-3664	This document is intended to help you plan for new IP or SNA functions, whether you are migrating from a previous version or installing z/OS for the first time. It summarizes what is new in the release and identifies the suggested and required modifications needed to use the enhanced functions.
z/OS Communications Server: IPv6 Network and Appl Design Guide	SC27-3663	This document is a high-level introduction to IPv6. It describes concepts of z/OS Communications Server's support of IPv6, coexistence with IPv4, and migration issues.

Resource definition, configuration, and tuning

Title	Number	Description
z/OS Communications Server: IP Configuration Guide	SC27-3650	This document describes the major concepts involved in understanding and configuring an IP network. Familiarity with the z/OS operating system, IP protocols, z/OS UNIX System Services, and IBM Time Sharing Option (TSO) is recommended. Use this document with the z/OS Communications Server: IP Configuration Reference .

Title	Number	Description
z/OS Communications Server: IP Configuration Reference	SC27-3651	This document presents information for people who want to administer and maintain IP. Use this document with the z/OS Communications Server: IP Configuration Guide . The information in this document includes: <ul style="list-style-type: none"> • TCP/IP configuration data sets • Configuration statements • Translation tables • Protocol number and port assignments
z/OS Communications Server: SNA Network Implementation Guide	SC27-3672	This document presents the major concepts involved in implementing an SNA network. Use this document with the z/OS Communications Server: SNA Resource Definition Reference .
z/OS Communications Server: SNA Resource Definition Reference	SC27-3675	This document describes each SNA definition statement, start option, and macroinstruction for user tables. It also describes NCP definition statements that affect SNA. Use this document with the z/OS Communications Server: SNA Network Implementation Guide .
z/OS Communications Server: SNA Resource Definition Samples	SC27-3676	This document contains sample definitions to help you implement SNA functions in your networks, and includes sample major node definitions.
z/OS Communications Server: IP Network Print Facility	SC27-3658	This document is for systems programmers and network administrators who need to prepare their network to route SNA, JES2, or JES3 printer output to remote printers using TCP/IP Services.

Operation

Title	Number	Description
z/OS Communications Server: IP User's Guide and Commands	SC27-3662	This document describes how to use TCP/IP applications. It contains requests with which a user can log on to a remote host using Telnet, transfer data sets using FTP, send electronic mail, print on remote printers, and authenticate network users.
z/OS Communications Server: IP System Administrator's Commands	SC27-3661	This document describes the functions and commands helpful in configuring or monitoring your system. It contains system administrator's commands, such as TSO NETSTAT, PING, TRACERTE and their UNIX counterparts. It also includes TSO and MVS commands commonly used during the IP configuration process.
z/OS Communications Server: SNA Operation	SC27-3673	This document serves as a reference for programmers and operators requiring detailed information about specific operator commands.
z/OS Communications Server: Quick Reference	SC27-3665	This document contains essential information about SNA and IP commands.

Customization

Title	Number	Description
z/OS Communications Server: SNA Customization	SC27-3666	<p>This document enables you to customize SNA, and includes the following information:</p> <ul style="list-style-type: none"> • Communication network management (CNM) routing table • Logon-interpret routine requirements • Logon manager installation-wide exit routine for the CLU search exit • TSO/SNA installation-wide exit routines • SNA installation-wide exit routines

Writing application programs

Title	Number	Description
z/OS Communications Server: IP Sockets Application Programming Interface Guide and Reference	SC27-3660	This document describes the syntax and semantics of program source code necessary to write your own application programming interface (API) into TCP/IP. You can use this interface as the communication base for writing your own client or server application. You can also use this document to adapt your existing applications to communicate with each other using sockets over TCP/IP.
z/OS Communications Server: IP CICS Sockets Guide	SC27-3649	This document is for programmers who want to set up, write application programs for, and diagnose problems with the socket interface for CICS® using z/OS TCP/IP.
z/OS Communications Server: IP IMS Sockets Guide	SC27-3653	This document is for programmers who want application programs that use the IMS TCP/IP application development services provided by the TCP/IP Services of IBM.
z/OS Communications Server: IP Programmer's Guide and Reference	SC27-3659	This document describes the syntax and semantics of a set of high-level application functions that you can use to program your own applications in a TCP/IP environment. These functions provide support for application facilities, such as user authentication, distributed databases, distributed processing, network management, and device sharing. Familiarity with the z/OS operating system, TCP/IP protocols, and IBM Time Sharing Option (TSO) is recommended.
z/OS Communications Server: SNA Programming	SC27-3674	This document describes how to use SNA macroinstructions to send data to and receive data from (1) a terminal in either the same or a different domain, or (2) another application program in either the same or a different domain.
z/OS Communications Server: SNA Programmer's LU 6.2 Guide	SC27-3669	This document describes how to use the SNA LU 6.2 application programming interface for host application programs. This document applies to programs that use only LU 6.2 sessions or that use LU 6.2 sessions along with other session types. (Only LU 6.2 sessions are covered in this document.)
z/OS Communications Server: SNA Programmer's LU 6.2 Reference	SC27-3670	This document provides reference material for the SNA LU 6.2 programming interface for host application programs.

Title	Number	Description
z/OS Communications Server: CSM Guide	SC27-3647	This document describes how applications use the communications storage manager.

Diagnosis

Title	Number	Description
z/OS Communications Server: IP Diagnosis Guide	GC27-3652	This document explains how to diagnose TCP/IP problems and how to determine whether a specific problem is in the TCP/IP product code. It explains how to gather information for and describe problems to the IBM Software Support Center.
z/OS Communications Server: ACF/TAP Trace Analysis Handbook	GC27-3645	This document explains how to gather the trace data that is collected and stored in the host processor. It also explains how to use the Advanced Communications Function/Trace Analysis Program (ACF/TAP) service aid to produce reports for analyzing the trace data information.
z/OS Communications Server: SNA Diagnosis Vol 1, Techniques and Procedures and z/OS Communications Server: SNA Diagnosis Vol 2, FFST Dumps and the VIT	GC27-3667 GC27-3668	These documents help you identify an SNA problem, classify it, and collect information about it before you call the IBM Support Center. The information collected includes traces, dumps, and other problem documentation.
z/OS Communications Server: SNA Data Areas Volume 1 and z/OS Communications Server: SNA Data Areas Volume 2	GC31-6852 GC31-6853	These documents describe SNA data areas and can be used to read an SNA dump. They are intended for IBM programming service representatives and customer personnel who are diagnosing problems with SNA.

Messages and codes

Title	Number	Description
z/OS Communications Server: SNA Messages	SC27-3671	This document describes the ELM, IKT, IST, IUT, IVT, and USS messages. Other information in this document includes: <ul style="list-style-type: none"> • Command and RU types in SNA messages • Node and ID types in SNA messages • Supplemental message-related information
z/OS Communications Server: IP Messages Volume 1 (EZA)	SC27-3654	This volume contains TCP/IP messages beginning with EZA.
z/OS Communications Server: IP Messages Volume 2 (EZB, EZD)	SC27-3655	This volume contains TCP/IP messages beginning with EZB or EZD.
z/OS Communications Server: IP Messages Volume 3 (EZY)	SC27-3656	This volume contains TCP/IP messages beginning with EZY.
z/OS Communications Server: IP Messages Volume 4 (EZZ, SNM)	SC27-3657	This volume contains TCP/IP messages beginning with EZZ and SNM.
z/OS Communications Server: IP and SNA Codes	SC27-3648	This document describes codes and other information that appear in z/OS Communications Server messages.

Index

A

- ACBNAME operand (APPL definition statement) [40](#)
- accessibility
 - contact IBM [1201](#)
- ACTIVATE operand
 - dynamic reconfiguration [424](#)
- ADD statement (dynamic reconfiguration) [418](#)
- ADDR operand
 - PU definition statement
 - dynamic reconfiguration [424](#)
 - model major node [275](#)
 - switched major node [342](#)
- address of channel-attached NCP [79](#)
- ADDRESS operand
 - LINE definition statement
 - channel-to-channel [79](#)
 - channel-to-NCP [79](#)
- adjacent cluster routing table [434](#)
- adjacent control point major node
 - defining [15](#)
 - described [2](#)
- adjacent SSCP table [426](#)
- ADJCDRM definition statement
 - adjacent SSCP table [428](#)
- ADJCP definition statement, adjacent control point major node [16](#)
- ADJNET operand
 - GWPATH definition statement (CDRM major node) [132](#)
- ADJNETCS operand
 - GWPATH definition statement (CDRM major node) [133](#)
- ADJNETEL operand
 - GWPATH definition statement (CDRM major node) [133](#)
- ADJNETSA operand
 - GWPATH definition statement (CDRM major node) [133](#)
- AFFDELAY start option [516](#)
- AIMON start option [517](#)
- alias name translation
 - coding APPL definition statement [32](#)
- ALIASRCH operand [18](#)
- ALL option (VTAM internal trace) [637](#)
- allocating outbound calls [345](#)
- ALSLIST operand (CDRSC definition statement) [106](#)
- ALSREQ operand
 - CDRSC definition statement [107](#)
- ALSREQ start option [518](#)
- ANS operand
 - PU (switched) definition statement
 - description [342](#)
 - takeover restriction [275](#), [342](#)
- ANSWER operand
 - LINE definition statement
 - external communication adapter peripheral node [163](#)
- API option (VTAM internal trace) [638](#)
- API64R start option [518](#)
- APPC operand
 - APPC operand (*continued*)
 - APPL definition statement [41](#)
 - APPC option (VTAM internal trace) [638](#)
 - APPC trace [638](#)
 - APPL definition statement
 - alias translation facility [32](#)
 - coding [32](#)
 - logon manager [32](#)
 - TSO/VTAM [32](#)
 - application program interface (API), internal trace of [638](#)
 - application program major node
 - defining [24](#)
 - application programs
 - LU 6.2 [28](#)
 - non-LU 6.2 [25](#)
 - registering [24](#)
 - application-supplied dynamic parameter (ASDP) [343](#)
- APPLID operand
 - LOGCHAR macroinstruction [683](#)
 - LOGOFF macroinstruction [753](#)
 - LOGON macroinstruction [750](#)
- APPN cross-domain resources [89](#)
- APPN transmission group profile (TGP)
 - defining [441](#)
 - described [4](#)
 - IBM-supplied transmission group profiles
 - IBMTGPS (member list containing the IBM-supplied TGP) [441](#)
- APPN-to-subarea class-of-service mapping table, defining [451](#)
- APPNCOS definition statement (APPN Class of Service) [663](#)
- APPNCOS operand
 - MODEENT macroinstruction, logon mode table [690](#)
- APPNCOS start option [519](#)
- ASDP operand
 - PU definition statement (switched major node) [343](#)
- ASIRFMSG start option [519](#)
- ASLENT macroinstruction [656](#)
- ASLENT operand
 - APPL definition statement [41](#)
 - CDRSC definition statement [108](#)
 - LOCAL definition statement [196](#)
 - LU definition statement
 - local SNA major node [217](#)
 - LU group major node [249](#)
 - model major node [276](#)
 - switched major node [343](#)
- ASLPLU macroinstruction [656](#)
- ASLTAB macroinstruction [656](#)
- ASLTAB operand
 - APPL definition statement [41](#)
 - CDRSC definition statement [108](#)
 - LOCAL definition statement [196](#)
 - LU definition statement
 - local SNA major node [217](#)
 - LU group major node [250](#)
 - model major node [276](#)

- ASLTAB operand (*continued*)
 - LU definition statement (*continued*)
 - switched major node [343](#)
- ASRCVLM operand [42](#)
- assembler features, restriction on use [13](#)
- assistive technologies [1201](#)
- associated LU table
 - description [655](#)
 - installing [656](#)
 - overview [5](#)
- ASYDE start option [520](#)
- ATNLOSS operand (APPL definition statement) [42](#)
- AUTH operand (APPL definition statement) [43](#)
- AUTHLEN operand
 - PU definition statement
 - local SNA major node [217](#)
 - model major node [276](#)
 - switched major node [344](#)
- AUTHLEN start option [520](#)
- AUTHNETS operand
 - ADJCP major node [18](#)
- automatic disconnect (DISCNT), switched subarea [282](#), [352](#)
- AUTORTRY start option [520](#)
- AUTOSES operand
 - APPL definition statement [44](#)
- AUTOTI start option [521](#)

B

- baseno (buffer pool start option) [525](#)
- basic channel-to-channel (BCTC) mode [76](#)
- BATCH operand
 - LU definition statement
 - model major node [277](#)
 - switched major node [344](#)
- BCTC mode (basic channel-to-channel mode) [76](#)
- BN start option [521](#)
- BNDYN operand
 - NETWORK definition statement [438](#)
- BNDYN start option [522](#)
- BNORD start option [522](#)
- border node COS mapping table [457](#)
- BSCMDRS start option [523](#)
- BSCTMOUT start option [523](#)
- BUFFER operand (USSMSG macroinstruction) [729](#)
- buffer pool start option [524](#)
- buffer pool start option format [524](#)
- BUFNUM operand [196](#)
- bufsize (buffer pool start option) [525](#)

C

- CACHETI start option [530](#)
- CALL operand
 - LINE definition statement
 - external communication adapter peripheral node [165](#)
 - PATH definition statement (switched major node) [345](#)
- CAPACITY operand
 - CDRM definition statement [134](#)
 - GROUP definition statement
 - Enterprise Extender XCA major node [165](#)
 - LINEROW definition statement

- CAPACITY operand (*continued*)
 - LINEROW definition statement (*continued*)
 - APPN Class of Service [665](#)
 - PORT definition statement
 - XCA major node [165](#)
 - PU definition statement
 - local SNA major node [217](#)
 - model major node [277](#)
 - switched major node [345](#)
 - TGP definition statement
 - transmission group profile [443](#)
- CDRDYN operand
 - CDRM definition statement (CDRM major node) [134](#)
- CDRDYN start option [530](#)
- CDRM (cross-domain resource manager) major node
 - defining in interconnected SNA network [124](#)
 - defining in multiple-domain network [124](#)
- CDRM definition statement
 - adjacent SSCP table [427](#)
 - CDRM major node [128](#)
- CDRM operand
 - CDRSC statement (CDRSC major node) [108](#)
- CDRSC (cross-domain resource), defining [87](#)
- CDRSC definition statement (CDRSC major node) [101](#)
- CDRSC major node, defining [87](#)
- CDRSC operand
 - CDRM definition statement (CDRM major node) [135](#)
- CDRSCTI start option [531](#)
- CDSERVER start option [531](#)
- CDSREFER start option [532](#)
- central directory server [531](#)
- CERTIFY operand
 - APPL definition statement [45](#)
 - LU definition statement
 - local SNA major node [218](#)
 - LU group major node [250](#)
 - model major node [278](#)
 - switched major node [346](#)
- CHANCON operand
 - PU definition statement (channel-attached NCP) [80](#)
- change number of sessions (CNOS) request
 - DDRAINL operand [46](#)
 - DMINWNL operand [47](#)
 - DMINWNR operand [47](#)
 - DRESPL operand [48](#)
 - DSESLIM operand [49](#)
- channel contact request
 - defining type of [80](#)
 - unconditional [80](#)
- channel I/O, VTAM internal trace of [639](#)
- channel link name [79](#)
- channel-attachment major node, defining [72](#)
- channel-to-channel support, defining [72](#)
- character-coded commands
 - conversion examples [1173](#)
 - logon [721](#)
 - order of USS table use [721](#)
 - syntax [747](#)
- CINDXSIZ start option [532](#)
- CIO option, VTAM internal trace [639](#)
- CKEYNAME operand [218](#), [250](#), [278](#), [346](#), [691](#)
- Class of Service (COS), APPN
 - APPNCOS definition statement
 - PRIORITY operand [672](#)

- Class of Service (COS), APPN (*continued*)
 - default values for APPN classes of service [676](#)
 - definitions [662](#)
 - IBM-supplied APPN classes of service
 - COSAPPN (member list containing the IBM-supplied COS) [678](#)
 - definition list [1126](#)
 - described [677](#)
 - implementing APPN classes of service [664](#)
 - LINEROW definition statement
 - CAPACITY operand [665](#)
 - COSTBYTE operand [667](#)
 - COSTTIME operand [668](#)
 - NUMBER operand [670](#)
 - PDELAY operand [671](#)
 - SECURITY operand [673](#)
 - UPARM1 operand [674](#)
 - UPARM2 operand [674](#)
 - UPARM3 operand [674](#)
 - WEIGHT operand [675](#)
 - NODEROW definition statement
 - CONGEST operand [666](#)
 - NUMBER operand [670](#)
 - ROUTERES operand [673](#)
 - WEIGHT operand [675](#)
- Class of Service (COS), subarea
 - SSCP (ISTVTCOS) [659](#)
 - table
 - described [658](#)
 - unnamed entry [659](#)
- CLRSESSQ operand
 - local SNA major node [219](#)
 - Model major node [278](#)
 - Switched major node [346](#)
- CMD operand (USSCMD macroinstruction) [732](#)
- CMAPPLI operand
 - APPL definition statement [45](#)
- CMPAPPLO operand
 - APPL definition statement [46](#)
- CMPMIPS start option [532](#)
- CMPVTAM start option [533](#)
- CNM (communication network management) application programs [713](#)
- CNMTAB start option [533](#)
- CNNRTMSG start option [533](#)
- CNOS (change number of sessions) request (APPL definition statement)
 - DDRAINL operand [46](#)
 - DMINWNL operand [47](#)
 - DMINWNR operand [47](#)
 - DRESPL operand [48](#)
 - DSESLIM operand [49](#)
- coding conventions for definition statements [6](#)
- coding formats for macroinstructions [8](#)
- COLD or WARM start option [534](#)
- comments in VTAM macroinstructions [11](#)
- communication network management (CNM) application [713](#)
- Communications Server for z/OS, online information [xxv](#)
- COMPRES operand (MODEENT macroinstruction, logon mode table) [691](#)
- COMPROT operand (MODEENT macroinstruction, logon mode table) [692](#)
- COMRATE operand
 - switched major node [323](#), [325](#)
- CONFGDS operand
 - LBUILD definition statement [196](#)
 - VBUILD definition statement
 - CDRM major node [136](#)
 - CDRSC major node [110](#)
 - channel-attachment major node [80](#)
 - local SNA major node [219](#)
 - switched major node [347](#)
- CONFGPW operand
 - LBUILD definition statement [197](#)
 - VBUILD definition statement
 - CDRM major node [136](#)
 - CDRSC major node [110](#)
 - channel-attachment major node [80](#)
 - local SNA major node [219](#)
 - switched major node [347](#)
- CONFIG start option [534](#)
- CONGEST operand (APPN Class of Service) [666](#)
- connection network
 - VNGROUP operand
 - XCA major node [190](#)
 - VNNAME operand
 - XCA major node [190](#)
- CONNTYPE operand
 - PU definition statement
 - local SNA major node [220](#)
 - model major node [279](#)
 - switched major node [347](#)
- CONNTYPE start option [535](#)
- contact
 - z/OS [1201](#)
- continuation character [11](#)
- conventions, coding for definition statements [6](#)
- COS (Class of Service), APPN
 - APPNCOS definition statement
 - PRIORITY operand [672](#)
 - default values for APPN classes of service [676](#)
 - definitions [662](#)
 - IBM-supplied APPN classes of service
 - COSAPPN (member list containing the IBM-supplied COS) [678](#)
 - definition list [1126](#)
 - described [677](#)
 - implementing APPN classes of service [664](#)
 - LINEROW definition statement
 - CAPACITY operand [665](#)
 - COSTBYTE operand [667](#)
 - COSTTIME operand [668](#)
 - NUMBER operand [670](#)
 - PDELAY operand [671](#)
 - SECURITY operand [673](#)
 - UPARM1 operand [674](#)
 - UPARM2 operand [674](#)
 - UPARM3 operand [674](#)
 - WEIGHT operand [675](#)
 - NODEROW definition statement
 - CONGEST operand [666](#)
 - NUMBER operand [670](#)
 - ROUTERES operand [673](#)
 - WEIGHT operand [675](#)
- COS (Class of Service), subarea
 - SSCP (ISTVTCOS) [659](#)
 - table
 - described [658](#)

COS (Class of Service), subarea (*continued*)
table (*continued*)

unnamed entry [659](#)

COS macroinstruction [659](#)

COS operand

MAPSTO definition statement

APPN-to-subarea COS mapping definitions [453](#),
[456](#)

border node COS mapping definitions [459](#)

MODEENT macroinstruction [692](#)

COSEND macroinstruction [660](#)

COSTAB macroinstruction [659](#)

COSTBYTE operand

CDRM definition statement [136](#)

GROUP definition statement

Enterprise Extender XCA major node [167](#)

LINEROW definition statement

APPN Class of Service [667](#)

PU definition statement

local SNA major node [220](#)

model major node [280](#)

switched major node [348](#)

TGP definition statement

transmission group profile [448](#)

COSTTIME operand

CDRM definition statement [136](#)

GROUP definition statement

Enterprise Extender XCA major node [168](#)

LINEROW definition statement

APPN Class of Service [668](#)

PU definition statement

local SNA major node [221](#)

model major node [280](#)

switched major node [348](#)

TGP definition statement

transmission group profile [449](#)

CPCDRSC start option [535](#)

CPCP operand

PU definition statement

local SNA major node [221](#)

model major node [280](#)

switched major node [349](#)

CPCP start option [536](#)

CPNAME operand

CDRSC definition statement (cross-domain resource
major node) [110](#)

NEXTCP definition statement [439](#)

PU definition statement

local SNA major node [221](#)

switched major node [349](#)

cross-domain resource (CDRSC), defining [87](#)

cross-domain resource manager (CDRM) major node

defining in interconnected SNA network [124](#)

defining in multiple-domain network [124](#)

cross-domain resources for an APPN network [89](#)

CSA24 start option [537](#)

CSALIMIT start option [536](#)

CSDUMP start option [538](#)

CTCA, defining [72](#)

CUADDR operand

LOCAL definition statement (local non-SNA major node)
[197](#)

PU definition statement (local SNA major node) [222](#)

D

DATA operand (LOGON command) [750](#)

DATEDLM operand (USSTAB macroinstruction, USS table)
[732](#)

DATEFORM start option [542](#)

DATEFRM operand (USSTAB macroinstruction, USS table)
[732](#)

DATMODE operand

PU definition statement

model major node [281](#)

switched major node [350](#)

DBCS (double-byte character set) support (MODEENT
macroinstruction) [695](#)

DCODE operand (MODEENT macroinstruction) [693](#)

DDRINL operand (APPL definition statement) [46](#)

DEFAULT operand

MAPSTO definition statement [453](#), [456](#)

USSPARM macroinstruction [733](#)

default SSCP lists, defining [427](#)

default USS table

operation-level [772](#)

session-level [771](#)

defaults, using [11](#)

defining major nodes

adjacent control point [15](#)

application program [24](#)

CDRM [124](#)

CDRSC [87](#)

channel-attachment [72](#)

external communication adapter [146](#)

local non-SNA [192](#)

local SNA [203](#)

LU group [244](#)

model [259](#)

switched [314](#)

Definition Source Validation (syntax checker) [6](#)

definition statements, coding conventions [6](#)

DELAY operand

PU definition statement

channel-to-channel [80](#)

channel-to-NCP [80](#)

local SNA major node [222](#)

DELETE statement (dynamic reconfiguration) [419](#)

DELETER operand

VTAM dynamic path update [415](#)

VTAM PATH definition statement [411](#)

DESC operand (USSMSG macroinstruction) [733](#)

description of VTAM major nodes [2](#)

description of VTAM tables and filter [5](#)

DESTSA operand

dynamic path update

VTAM [415](#)

PATH definition statement [411](#)

device number of channel-attached NCP [79](#)

DIAL operand

GROUP definition statement

external communication adapter major node [168](#)

DIALNO operand

PATH definition statement (switched major node) [350](#)

DIALRTRY start option [543](#)

DIRSIZE start option [543](#)

DIRTIME start option [543](#)

DISCNT operand

- DISCNT operand (*continued*)
 - PU definition statement
 - local SNA major node [223](#)
 - switched major node [282](#), [352](#)
- DISCNTIM start option [544](#)
- disconnect (DISCNT), automatic, for switched subarea network [282](#), [352](#)
- DISJOINT operand
 - CDRM definition statement (cross-domain resource manager major node) [137](#)
- DLCADDR operand
 - PATH definition statement [353](#)
- DLCI operand
 - switched major node [323](#), [325](#)
- DLOGMOD operand
 - APPL definition statement [47](#)
 - CDRSC definition statement [111](#)
 - LOCAL definition statement [197](#)
 - LU definition statement
 - local SNA major node [223](#)
 - LU group major node [251](#)
 - model major node [282](#)
 - switched major node [355](#)
- DLRORDER start option [544](#)
- DLRTCB start option [545](#)
- DLURNAME operand
 - PU definition statement [355](#)
- DLURSAW start option [546](#)
- DMINWNL operand (APPL definition statement) [47](#)
- DMINWNR operand (APPL definition statement) [47](#)
- DNS, online information [xxvi](#)
- domain
 - defining multiple to VTAM [1](#)
 - defining single to VTAM [1](#)
- double-byte character set (DBCS) support (MODEENT macroinstruction) [695](#)
- DRESPL operand (APPL definition statement) [48](#)
- DRTYPE operand (DR ADD definition statement) [424](#)
- DSACTION operand (APPL definition statement) [48](#)
- DSACTION start option [546](#)
- DSCOUNT start option [547](#)
- DSESLIM operand (APPL definition statement) [49](#)
- DSIRFMSG start option [547](#)
- DSMONITR operand (APPL definition statement) [50](#)
- DSMONITR start option [548](#)
- DSPLYDEF start option [548](#)
- DSPLYMAX start option [549](#)
- DSPLYWLD operand (APPL definition statement) [50](#)
- DSPLYWLD start option [550](#)
- DSTRUST operand (APPL definition statement) [51](#)
- DSTRUST start option [550](#)
- DUPDEFS start option [551](#)
- DVLSTCNT start option [552](#)
- DWACT operand (PU definition statement, switched major node) [356](#)
- DWINOP operand
 - PU definition statement
 - switched major node [356](#)
- DYNADJCP operand
 - PU definition statement
 - local SNA major node [223](#)
 - model major node [283](#)
 - switched major node [357](#)
- DYNADJCP start option [552](#)

- dynamic path update
 - description [413](#)
 - VTAM [413](#)
- dynamic reconfiguration
 - active and inactive requirements [418](#)
 - ADD definition statement [418](#)
 - adding a PU or LU to a line [418](#)
 - adding an LU to a PU [418](#)
 - DELETE definition statement [419](#)
 - deleting a PU and its LUs [419](#)
 - deleting an LU [419](#)
 - MOVE definition statement [421](#)
 - moving a PU [420](#)
- dynamic reconfiguration and dynamic change [418](#)
- DYNASSCP start option [553](#)
- DYNDLGMD start option [553](#)
- DYNHPPFX start option [554](#)
- DYNLU operand
 - ADJCP definition statement, ADJCP major node [19](#)
 - PU definition statement
 - local SNA major node [224](#)
 - model major node [284](#)
 - switched major node [358](#)
- DYNLU start option [554](#)
- DYNMODTB start option [555](#)
- DYNPUPFX start option [555](#)
- DYNTYPE operand [284](#)
- DYNVNPFEX option
 - external communication adapter major node [169](#)
 - start options [555](#)
- DYNVNPFEX start option [555](#)
- DYNWIND operand
 - switched major node [323](#), [325](#)

E

- EAS operand
 - APPL definition statement [52](#)
 - CDRSC definition statement [111](#)
 - LU definition statement
 - local SNA major node [225](#)
- EEHPRANR start option [556](#)
- EEXPORTCK start option [556](#)
- EEVERIFY start option [557](#)
- ELEMENT operand (CDRM major node)
 - CDRM definition statement [137](#)
 - GWPATH definition statement [137](#)
- EN (end node) [566](#)
- ENBCAST operand [462](#)
- ENCR operand
 - APPL definition statement [52](#), [112](#)
 - LU definition statement
 - local SNA major node [225](#)
 - LU group major node [251](#)
 - model major node [288](#)
 - switched major node [359](#)
 - MODEENT macroinstruction [693](#)
- ENCRPREF start option [557](#)
- ENCRTYPE operand
 - application program major node [53](#)
 - cross domain resource major node [112](#)
 - local sna major node [226](#)
 - lu group major node [252](#)
 - model major node [288](#)

- ENCRTYPE operand (*continued*)
 - switched major node [359](#)
- ENCRYPTN start option [558](#)
- END macroinstruction [714](#)
- end node (EN) [566](#)
- ENDINTAB macroinstruction [680](#)
- ENHADDR start option [559](#)
- Enterprise Extender
 - external communication adapter major node [146](#), [153](#), [178](#), [179](#), [182](#), [184](#)
 - switched major node [321](#), [337](#), [352](#), [362](#), [383](#)
- ERn operand
 - PATH definition statement [411](#)
 - VTAM dynamic path update [416](#)
- ESC option (VTAM internal trace) [639](#)
- ESIRFMSG start option [560](#)
- extended recovery facility (XRF)
 - ANS operand
 - model major node [275](#)
 - switched major node [342](#)
 - HAVAIL operand (application program major node) [54](#)
- external communication adapter major node, defining [146](#)
- EXTRN definition statement [741](#)

F

- F parameter, buffer pool start option [526](#)
- FASTPASS operand
 - APPL definition statement [54](#)
 - LU definition statement
 - local SNA major node [226](#)
 - LU group major node [253](#)
 - model major node [289](#)
 - switched major node [360](#)
- FEATUR2 operand
 - LOCAL definition statement [198](#)
 - LU definition statement
 - model major node [290](#)
 - switched major node [361](#)
- filing VTAM network definition statements [14](#)
- filter and tables, description of VTAM [5](#)
- FLDEND macroinstruction [703](#)
- FLDENT macroinstruction [703](#)
- FLDTAB macroinstruction [702](#)
- FLDTAB start option [561](#)
- FMPROF operand (MODEENT macroinstruction) [694](#)
- FORMAT operand
 - USSCMD macroinstruction [734](#)
 - USSTAB macroinstruction [734](#)
- format, definition statements [6](#)
- format, macroinstructions [8](#)
- formats, coding for macroinstructions [8](#)
- FROM operand
 - DELETE (DR) definition statement [424](#)
 - MOVE (DR) definition statement [424](#)
- FSIRFMSG start option [561](#)

G

- gateway paths [128](#)
- general trace facility (GTF) [637](#)
- GID operand (switched PATH definition statement) [361](#)
- GREXIT operand [466](#)

- GROUP definition statement
 - channel-attachment major node
 - channel-to-channel adapter [72](#)
 - multipath channel (MPC) support [74](#)
 - cross-domain resource major node [101](#)
- GRPNM operand
 - PATH definition statement
 - switched major node [362](#)
- GTF (general trace facility) [637](#)
- GVBKDLY start option [562](#)
- GWN operand (CDRM major node)
 - GWPATH definition statement [138](#)
- GWPATH definition statement (CDRM major node) [128](#)
- GWSELECT operand (CDRM definition statement) [138](#)
- GWSSCP start option [562](#)

H

- HARDCOPY operand (FLDENT macroinstruction) [705](#)
- HAVAIL operand (APPL definition statement) [54](#)
- HNTSIZE start option [563](#)
- HOLD operand (LOGOFF command) [753](#)
- HOSTNAME [362](#)
- HOSTNAME start option [563](#)
- HOSTPU start option [565](#)
- HOSTSA start option [565](#)
- HOTIOTRM start option [566](#)
- HPR operand
 - PU definition statement
 - local SNA major node [139](#), [227](#)
 - switched major node [363](#)
- HPR option (VTAM internal trace) [640](#)
- HPR start option [567](#)
- HPRARB start option [568](#)
- HPRCLKRT start option [568](#)
- HPREEARB operand [172](#), [290](#), [363](#)
- HPREELIV operand [173](#)
- HPRITMSG start option [569](#)
- HPRPSDLY operand [173](#), [291](#), [364](#)
- HPRPSDLY start option [571](#)
- HPRPSMSG start option [571](#)
- HPRPST start option [575](#)
- HPRQLIM operand
 - switched major node [323](#), [325](#)
- HPRSESLM start option [576](#)
- HPRSTALL start option [577](#)
- HSRTSIZE start option [578](#)

I

- IBMTTEST command [755](#)
- ICN (interchange network node) [566](#)
- IDBLK operand (PU definition statement)
 - switched major node [365](#)
- IDNUM operand (PU definition statement)
 - switched major node [365](#)
- INCLUDE [227](#), [292](#), [366](#)
- INCLUDESL operand [367](#)
- independent LU cross-domain resource, defining [88](#)
- independent LUs, registering [88](#)
- Information APARs [xxiii](#)
- INITDB start option [578](#)
- INOPCODE start option [579](#)

- INOPDUMP start option [580](#)
- INTAB macroinstruction [679](#)
- interchange network node (ICN) [566](#)
- Internet, finding z/OS information online [xxv](#)
- interpret table
 - described [678](#)
 - installing and changing [681](#)
 - logon message, defining [679](#)
 - logon-interpret routines, coding [680](#)
- INTFACE operand
 - switched major node [323](#), [325](#)
- IOINT start option [581](#)
- IOMSGLIM start option [582](#)
- IOPURGE start option [582](#)
- IPADDR operand [174](#)
- IPADDR start option
 - start option definition [583](#)
 - switched major node [367](#)
 - syntax diagram [472](#)
- IPPORT [175](#)
- IPQLIM operand
 - switched major node [323](#), [325](#)
- IPRESOLV [175](#)
- IPRESOLV operand [367](#)
- IPTOS [176](#)
- IQDCHPID start option [585](#)
- IQDIOSTG start option [586](#)
- IRETRY operand
 - PU definition statement
 - model major node [292](#)
 - switched major node [368](#)
- IRNSTRGE start option [587](#)
- ISTADJCP
 - dynamic adjacent control point major node [15](#)
- ISTAPNCP
 - generic representation for an APPN CDRM [431](#)
- ISTAPNPU
 - generic representation for an APPN adjacent link station [107](#)
- ISTATUS operand
 - CDRM definition statement (CDRM major node) [139](#)
 - CDRSC definition statement (CDRSC major node) [113](#)
 - GROUP definition statement
 - CDRSC major node [113](#)
 - channel-to-channel [81](#)
 - channel-to-NCP [81](#)
 - external communication adapter major node [176](#)
 - multipath channel (MPC) [81](#)
 - LINE definition statement
 - channel-to-channel [81](#)
 - external communication adapter major node [176](#)
 - multipath channel (MPC) [81](#)
 - LOCAL definition statement [199](#)
 - LU definition statement
 - local SNA major node [227](#)
 - switched major node [368](#)
 - PU definition statement
 - channel-attached NCP [81](#)
 - channel-to-channel [81](#)
 - external communication adapter major node [176](#)
 - local SNA major node [227](#)
 - multipath channel (MPC) [81](#)
 - switched major node [368](#)
- ISTCOSDF start option [587](#)

- ISTCOSDF, default COS entry in default logon mode table [659](#)
- ISTGENERIC, IBM-supplied generic resources structure name [622](#)
- ISTINCDT, session-level USS table
 - discussed [720](#)
 - listed [771](#)
- ISTINCLM, default logon mode table
 - described [685](#)
 - listed [759](#)
- ISTINCNO, operation-level USS table
 - contents [720](#)
 - listed [772](#)
- ISTLSXCF, dynamic local SNA major node [299](#)
- ISTMGC10, default session awareness data filter [713](#)
- ISTPDILU, file for independent LUs [91](#)
- ISTSDCOS, assembled COS table [661](#)
- ISTVTCOS, the SSCP COS table entry [659](#)

K

- kanji character set support [696](#)
- katakana character set support [696](#)
- KCLASS macroinstruction [714](#)
- KCLASS operand (MAPSESS macroinstruction) [715](#)
- KEEPACT operand [177](#)
- KEEPMEM macroinstruction [714](#)
- keyboard
 - navigation [1201](#)
 - PF keys [1201](#)
 - shortcut keys [1201](#)

L

- LADDR operand
 - switched major node [323](#), [325](#)
- LANG operand
 - IBMTTEST command [756](#)
 - LOGOFF command [754](#)
 - LOGON command [750](#)
 - MODEENT macroinstruction [695](#)
- LANGTAB operand
 - IBMTTEST command [756](#)
 - LOGOFF command [754](#)
 - LOGON command [751](#)
- LASTRW operand [399](#)
- LBUILD definition statement [193](#)
- license, patent, and copyright information [1203](#)
- LIMINTCP start option [588](#)
- LIMQSINT operand (APPL definition statement) [55](#)
- LIMRES operand
 - LINE definition statement
 - external communication adapter peripheral node [177](#)
 - PU definition statement
 - local SNA major node [228](#)
 - model major node [293](#)
 - switched major node [369](#)
- LINENM operand (PATH definition statement)
 - switched major node [370](#)
- LINEROW definition statement (APPN Class of Service) [664](#)
- LIST operand (message-flooding prevention table) [705](#)
- LIST start option [589](#)

- LISTBKUP start option [589](#)
- LIVTIME [178](#)
- LLERP operand
 - PU definition statement
 - switched major node [370](#)
- LMIDENT operand (APPL definition statement) [55](#)
- LNCTL operand
 - GROUP definition statement
 - channel-to-channel attachment [81](#)
 - multipath channel (MPC) [81](#)
 - TRLE definition statement [400](#)
- LOCADDR operand
 - LU definition statement
 - local SNA major node [229](#)
 - model major node [293](#)
 - switched major node [370](#)
- LOCAL definition statement [194](#)
- local non-SNA major node, defining [192](#)
- local SNA major node, defining [203](#)
- LOCAPPL operand [467](#)
- LOCLU operand [467](#)
- LOGAPPL operand
 - CDRSC definition statement [113](#)
 - LOCAL definition statement [199](#)
 - LU definition statement
 - local SNA major node [229](#)
 - LU group major node [253](#)
 - model major node [293](#)
 - switched major node [371](#)
- LOGCHAR macroinstruction [679](#)
- LOGMODE operand
 - LOGON command [751](#)
 - MODEENT macroinstruction [696](#)
- LOGOFF command [752](#)
- LOGON command [748](#)
- logon manager, defining to VTAM [32](#)
- logon mode table
 - defined [685](#)
 - installing [688](#)
 - MVS defaults listed [759](#)
 - session parameters [687](#)
- LOGTAB operand
 - LOCAL definition statement [200](#)
 - LU definition statement
 - local SNA major node [230](#)
 - LU group major node [254](#)
 - model major node [294](#)
 - switched major node [371](#)
- LOSTERM exit routine [755](#)
- LOSTERM operand (APPL definition statement) [56](#)
- LU 6.2 communication, VTAM internal trace of' [638](#)
- LU definition statement
 - local SNA major node [208](#)
 - LU group major node [246](#)
 - model major node [265](#)
 - switched major node [322](#), [324](#)
- LU group major node, defining [244](#)
- LUALIAS operand
 - CDRSC definition statement (cross-domain resource major node) [114](#)
 - LUALIAS values after a merge [92](#)
- LUAPFX operand [56](#)
- LUDR operand
 - local SNA major node [230](#)

- LUDR operand (*continued*)
 - LU group major node [254](#)
- LUGROUP definition statement [246](#)
- LUGROUP operand
 - PU definition statement
 - local SNA major node [230](#)
 - model major node [294](#)
 - switched major node [371](#)
- LUNAME argument of TEXT operand [742](#)
- LUSEED operand
 - PU definition statement
 - local SNA major node [230](#)
 - model major node [294](#)
 - switched major node [372](#)

M

- MAC operand [56](#), [697](#)
- MACLNTH operand [57](#), [697](#)
- macroinstructions, coding formats [8](#)
- MACTYPE operand [57](#), [698](#)
- mainframe
 - education xxiii
- MAINTLVL start option [590](#)
- major nodes, defining
 - adjacent control point [15](#)
 - application program [24](#)
 - CDRM [124](#)
 - CDRSC [87](#)
 - channel-attachment [72](#)
 - external communication adapter [146](#)
 - local non-SNA [192](#)
 - local SNA [203](#)
 - LU group [244](#)
 - model [259](#)
 - switched [314](#)
- major nodes, description of VTAM [2](#)
- MAPSESS macroinstruction [714](#)
- MAPSTO definition statement [458](#)
- MAXBFRU operand
 - LINE definition statement
 - channel-to-channel [81](#)
 - channel-to-NCP [81](#)
 - multipath channel (MPC) [81](#)
 - PU definition statement
 - local SNA major node [231](#)
 - TRLE definition statement [400](#)
- MAXDATA operand
 - LOCAL SNA definition statement [231](#)
 - PU definition statement
 - channel-attached NCP [82](#)
 - model major node [295](#)
 - switched major node [372](#)
- MAXLOCAT start option [591](#)
- MAXLURU start option [592](#)
- MAXOUT operand
 - PU definition statement
 - model major node [296](#)
 - switched major node [373](#)
- MAXPVT operand (APPL definition statement) [58](#)
- MAXREADS operand [401](#)
- MAXSESS operand
 - CDRSC definition statement [115](#)
 - LU definition statement

- MAXSESS operand (*continued*)
 - LU definition statement (*continued*)
 - switched major node [373](#)
 - PU definition statement
 - model major node [296](#)
- MAXSSCPS start option [592](#)
- MAXSUBA start option [592](#)
- MCSFLAG operand (USSMSG macroinstruction) [735](#)
- MDH (migration data host) [566](#)
- MDLENT macroinstruction [709](#)
- MDLENT operand
 - APPL definition statement [58](#)
 - CDRSC definition statement [115](#)
 - LOCAL definition statement [200](#)
 - LU definition statement
 - local SNA major node [232](#)
 - LU group major node [254](#)
 - model major node [297](#)
 - switched major node [374](#)
- MDLPLU macroinstruction [709](#)
- MDLTAB macroinstruction [709](#)
- MDLTAB operand
 - APPL definition statement [59](#)
 - CDRSC definition statement [115](#)
 - LOCAL definition statement [200](#)
 - LU definition statement
 - local SNA major node [233](#)
 - LU group major node [255](#)
 - model major node [297](#)
 - switched major node [374](#)
- merged resource definitions
 - LUALIAS values after a merge [92](#)
 - NQNMODE values after a merge [93](#)
 - rules for [90](#)
- MESSAGE operand (FLDENT macroinstruction) [706](#)
- message-flooding prevention table
 - description [702](#)
 - installing [703](#)
 - overview [6](#)
- messages, VTAM internal trace of [640](#)
- migration data host (MDH) [566](#)
- MIH operand
 - LINE definition statement (CTCA) [83](#)
- MIHTMOUT start option [593](#)
- MLTGPR1 operand [374](#)
- MODEEND macroinstruction (logon mode table) [687](#)
- MODEENT macroinstruction (logon mode table)
 - description [687](#)
- model LU [244](#)
- model LU group [244](#)
- model major node, defining [259](#)
- model name table
 - description [708](#)
 - installing [709](#)
 - overview [6](#)
- MODEL operand
 - LOGON command [751](#)
 - MDLENT macroinstruction [710](#)
 - MDLPLU macroinstruction [710](#)
- MODETAB macroinstruction (logon mode table) [687](#)
- MODETAB operand
 - APPL definition statement [59](#)
 - CDRSC definition statement [116](#)
 - LOCAL definition statement [200](#)

- MODETAB operand (*continued*)
 - LU definition statement
 - local SNA major node [233](#)
 - LU group major node [255](#)
 - model major node [297](#)
 - switched major node [375](#)
- MOVE definition statement (dynamic reconfiguration) [421](#)
- MPC support, channel-attachment major node [74](#)
- MPCDYN operand [83](#)
- MPCLEVEL operand [401](#)
- MPCUSAGE operand [402](#)
- MSG operand (USSMSG macroinstruction)
 - description [736](#)
 - terminal operator messages [736](#)
 - VTAM operator messages [736](#)
- MSG option, VTAM internal trace [640](#)
- MSGLEVEL start option [594](#)
- MSGLVL operand (USSMSG macroinstruction, USS table)
 - description [736](#)
 - messages supported by MSGLVL [737](#)
- MSGMOD start option [595](#)
- MTU operand [179](#), [297](#), [375](#)
- multipath channel (MPC) support, channel-attachment major node [74](#)
- multiple definition of resources [89](#)
- MULTPATH start option [595](#)
- MXSAWBUF start option [595](#)
- MXSSCPRU start option [596](#)
- MXSUBNUM start option [596](#)

N

- NACPROBE start option [596](#)
- name field
 - VTAM definition statements [7](#)
 - VTAM macroinstructions [8](#)
- names to avoid for nodes [12](#)
- names, VTAM restriction on [12](#)
- national characters [7](#)
- NATIVE operand
 - ADJCP definition statement [21](#)
 - PU definition statement
 - model major node [299](#)
 - switched major node [376](#)
- navigation
 - keyboard [1201](#)
- NETID operand
 - ADJCP definition statement, adjacent control point major node [21](#)
 - NETSRVR definition statement
 - network node server list [463](#)
 - NETWORK definition statement
 - adjacent cluster routing table [439](#)
 - adjacent SSCP table [432](#)
 - CDRM major node [140](#)
 - CDRSC major node [117](#)
 - COS mapping table [459](#)
 - PU definition statement
 - local SNA major node [234](#)
 - model major node [300](#)
 - switched major node [377](#)
 - VPATH definition statement [416](#)
- NETID start option [597](#)
- NETSRVR definition statement, network node server list [461](#)

- NETSRVR operand
 - CDRSC definition statement (cross-domain resource major node) [117](#)
- NETWORK definition statement
 - adjacent cluster routing table [436](#)
 - adjacent SSCP table [427](#)
 - border node COS mapping table [458](#)
 - CDRM major node [128](#)
 - CDRSC major node [101](#)
- network node (NN) [566](#)
- network node server list (NNSL)
 - defining [4](#)
 - described [460](#)
- NEXTCP definition statement
 - adjacent cluster routing table [436](#)
- NMVTLOG start option [597](#)
- NN (network node) [566](#)
- NN operand
 - ADJCP definition statement (adjacent control point major node) [22, 23](#)
 - CDRM definition statement [140](#)
 - PU definition statement
 - local SNA major node [235](#)
 - model major node [300](#)
 - switched major node [378](#)
- NNSL (network node server list)
 - defining [4](#)
 - described [460](#)
- NNSPREF start option
 - start option definition [598](#)
 - syntax diagram [472](#)
- node names to avoid [12](#)
- node types and their functions [566](#)
- NODELST start option [598](#)
- NODEROW definition statement (APPN Class of Service) [664](#)
- NODETYPE start option [598](#)
- NONE option, VTAM internal trace [640](#)
- nonnative network attachment (XNETALS start option) [651](#)
- NOPROMPT or PROMPT start option [603](#)
- NOTNSTAT or TNSTAT start option [627](#)
- NQNMOMode operand
 - CDRSC definition statement (cross-domain resource major node) [118](#)
 - NQNMOMode values after a merge [93](#)
- NQNMOMode start option [599](#)
- NRM option, VTAM internal trace [640](#)
- NSEXIT exit routine [755](#)
- NSRTSIZE start option [600](#)
- NUMBER operand (APPN Class of Service)
 - LINEROW definition statement [670](#)
 - NODEROW definition statement [670](#)
- NUMTREES start option [600](#)

O

- operands field
 - VTAM definition statements [7](#)
 - VTAM macroinstructions [9](#)
- operation field of VTAM macroinstructions [9](#)
- operation-level USS table [719](#)
- operator commands
 - terminal [747](#)
 - VTAM [746](#)
- OPERCNOS operand (APPL definition statement) [61](#)

- OPT=BLKSUP operand (USSMSG macroinstruction) [738](#)
- OPTION operand, VTAM internal trace
 - ALL [637](#)
 - API (application program interface) [638](#)
 - APPC (LU 6.2 communication) [638](#)
 - CIO (channel I/O) [639](#)
 - default [639](#)
 - ESC (execution sequence control) [639](#)
 - HPR (high performance routing) [640](#)
 - LOCK (locking) [640](#)
 - MSG (messages) [640](#)
 - NONE (no traces) [640](#)
 - NRM (network resource management) [640](#)
 - PIU (path information unit) [640](#)
 - PSS (process scheduling services) [640](#)
 - SMS (storage management services) [640](#)
 - SSCP (system services control point) [640](#)
 - VCNS (VTAM Common Network Services) [641](#)
- order of USS table use [721](#)
- ORDER operand
 - VBUILD definition statement (network node server list) [463](#)
- OSA-Express
 - transport resource list major node [395, 397, 398, 401–404, 406](#)
- OSRTSIZE start option [600](#)
- outbound calls, allocating [345](#)
- overriding sift-down value [12](#)
- overview of VTAM major nodes [2](#)

P

- PACING operand
 - CDRSC definition statement [119](#)
 - LU definition statement
 - local SNA major node [235](#)
 - LU group major node [256](#)
 - model major node [301](#)
 - switched major node [378](#)
- PACKING operand [402](#)
- PARM operand (USSPARM macroinstruction) [738](#)
- PARSESS operand (APPL definition statement) [62](#)
- PASSLIM operand
 - PU definition statement
 - model major node [301](#)
 - switched major node [379](#)
- PASSOLU operand [468](#)
- PATH definition statement
 - switched major node [324](#)
- VTAM routes
 - defining [409](#)
 - dynamic update of [414](#)
- path information unit (PIU), VTAM internal trace of [640](#)
- PDELAY operand
 - CDRM definition statement [141](#)
 - GROUP definition statement
 - Enterprise Extender XCA major node [181](#)
 - LINEROW definition statement
 - APPN Class of Service [671](#)
 - PORT definition statement
 - XCA major node [181](#)
 - PU definition statement
 - local SNA major node [236](#)
 - model major node [302](#)

PDELAY operand (*continued*)
 PU definition statement (*continued*)
 switched major node [379](#)
 TGP definition statement
 transmission group profile [449](#)
 PDTRCBUF start option [601](#)
 PERSIST operand
 APPL definition statement (application program major node [62](#))
 PID operand (switched PATH definition statement) [380](#)
 PIU (path information unit), VTAM internal trace of [640](#)
 PIU option, VTAM internal trace [640](#)
 PIUMAXDS start option [601](#)
 PL/I programming language syntax [734](#)
 PLU operand
 ASLUPLU macroinstruction [658](#)
 MDLPLU macroinstruction [710](#)
 PLUALMSG start option [601](#)
 PMTUD start option [601](#)
 POAQLIM operand
 APPL definition statement [63](#)
 PORTNAME operand [403](#)
 PORTNUM operand [404](#)
 positional parameters [735](#)
 PPOLOG start option [602](#)
 prerequisite information [xxiii](#)
 PRI operand (MAPSESS macroinstruction) [716](#)
 PRINET operand (MAPSESS macroinstruction) [716](#)
 PRINTER1 operand
 ASLENT macroinstruction [658](#)
 ASLPLU macroinstruction [658](#)
 LOGON command [751](#)
 PRINTER2 operand
 ASLENT macroinstruction [658](#)
 ASLPLU macroinstruction [658](#)
 LOGON command [752](#)
 PRIORITY operand (APPN Class of Service) [672](#)
 PRIPROT operand (MODEENT macroinstruction) [698](#)
 PROMPT or NOPROMPT start option [603](#)
 PRTCT operand
 APPL definition statement [63](#)
 PU definition statement (switched major node) [380](#)
 PSERVIC operand
 MODEENT macroinstruction [698](#)
 PSNDPAC operand (MODEENT macroinstruction) [699](#)
 PSS option, VTAM internal trace [640](#)
 PSSTRACE start option [605](#)
 PU definition statement
 channel-attachment major node
 channel-to-channel adapter [73](#)
 local SNA major node [208](#)
 model major node [264](#)
 switched major node [321](#), [324](#)
 PUTYPE operand
 PU definition statement
 channel-attached NCP [85](#)
 channel-to-channel [85](#)
 local SNA major node [236](#)
 model major node [303](#)
 multipath channel (MPC) [85](#)
 switched major node [380](#)

Q

QDIOSTG start option [607](#)

R

RAMPUP operand
 APPL definition statement [63](#)
 RAR (route addition resistance) [673](#)
 READ operand
 LINE definition statement (channel-attachment major node) [85](#)
 TRLE definition statement [404](#)
 reconfiguration, dynamic
 active and inactive requirements [418](#)
 ADD definition statement [418](#)
 adding a PU or LU to a line [418](#)
 adding an LU to a PU [418](#)
 DELETE definition statement [419](#)
 deleting a PU and its LUs [419](#)
 deleting an LU [419](#)
 MOVE definition statement [421](#)
 moving a PU [420](#)
 RECOVERY operand
 CDRM definition statement (CDRM major node) [142](#)
 REDDELAY operand [303](#), [381](#)
 REDIAL operand [303](#)
 REDIAL operand (PATH definition statement)
 switched major node [381](#)
 REGISTER operand
 APPL definition statement (application program major node) [64](#)
 CDRSC definition statement (cross-domain resource major node) [120](#)
 LU definition statement
 local SNA major node [236](#)
 LU group major node [256](#)
 model major node [303](#)
 switched major node [381](#)
 PU definition statement
 model major node [303](#)
 registering application programs [24](#)
 registering independent LUs [88](#)
 registering resources [24](#)
 REMOVE operand [684](#)
 REP operand
 USSCMD macroinstruction [739](#)
 USSPARM macroinstruction [739](#)
 REPLYTO operand
 GROUP definition statement
 channel-to-channel [86](#)
 multipath channel (MPC) [86](#)
 TRLE definition statement [405](#)
 RESETLU operand [237](#), [257](#), [305](#), [382](#)
 resource registration [24](#)
 RESSCB operand
 CDRSC definition statement [120](#)
 LU definition statement
 switched major node [383](#)
 restrictions on VTAM names [12](#)
 RESUSAGE start option [609](#)
 RFC (request for comments)
 accessing online [xxv](#)
 ROUTCODE operand (USSMSG macroinstruction) [740](#)

- route addition resistance (RAR) [673](#)
- ROUTERES operand (APPN Class of Service) [673](#)
- ROUTERES start option [609](#)
- routes, defining [409](#)
- RUSIZES operand (MODEENT macroinstruction) [699](#)

S

- SACONNS start option [610](#)
- SAMAP [710](#)
- SAPADDR [383](#)
- SAVERSCV
 - start option definition [610](#)
 - syntax diagram [472](#)
- SAW (session awareness) data filter [713](#)
- SAW operand (KCLASS macroinstruction) [716](#)
- SAWMAXDS start option [611](#)
- SAWMXQPK start option [611](#)
- SBCS (single-byte character set) support [696](#)
- SDLCMDRS start option [612](#)
- SEC operand (MAPSESS macroinstruction) [717](#)
- SECACPT operand
 - APPL definition statement [65](#)
- SECLVL operand
 - APPL definition statement [65](#)
- SECLVLC start option [612](#)
- SECNET operand
 - MAPSESS macroinstruction [717](#)
 - PU definition statement
 - local SNA major node [238](#)
 - model major node [305](#)
 - switched major node [384](#)
- SECPROT operand (MODEENT macroinstruction) [700](#)
- SECURITY operand
 - CDRM definition statement [142](#)
 - GROUP definition statement
 - Enterprise Extender XCA major node [183](#)
 - LINEROW definition statement
 - APPN Class of Service [673](#)
 - PORT definition statement
 - XCA major node [183](#)
 - PU definition statement
 - local SNA major node [238](#)
 - model major node [306](#)
 - switched major node [384](#)
 - TGP definition statement
 - transmission group profile [450](#)
- security, session
 - operands affecting
 - ENCR [52](#), [112](#), [225](#), [251](#), [288](#), [359](#), [693](#)
 - SECLVL [65](#)
 - VERIFY [71](#), [392](#)
 - start options affecting [503](#)
- SEQNCE operand (LOGCHAR macroinstruction) [684](#)
- session awareness (SAW) data filter [713](#)
- session parameters [685](#)
- session security
 - operands affecting
 - ENCR [52](#), [112](#), [225](#), [251](#), [288](#), [359](#), [693](#)
 - SECLVL [65](#)
 - VERIFY [71](#), [392](#)
 - start options affecting [503](#)
- session-level USS table [719](#)
- SESSLIM operand [66](#)

- SHM operand
 - PATH definition statement
 - switched major node [385](#)
- SHMTIM operand
 - PATH definition statement (switched major node) [385](#)
- shortcut keys [1201](#)
- sift-down effect [11](#)
- sifting [11](#)
- single-byte character set (SBCS) support [696](#)
- SIRFMSG operand
 - appl definition statement [66](#)
 - cross-domain resource statement [121](#)
- SIRFMSG start option [613](#)
- SIZE operand, VTAM internal trace [641](#)
- SLOWPT buffer pool start option operand [526](#)
- SLOWVAL start option [614](#)
- SLUALMSG start option [614](#)
- SLUINIT operand, NETSRVR definition statement [464](#)
- SMEAUTH start option [615](#)
- SMS option, VTAM internal trace [640](#)
- SNA protocol specifications [1197](#), [1199](#)
- SNAMGMT start option [615](#)
- SNAPREQ start option [616](#)
- SNETMASK operand
 - switched major node [323](#), [325](#)
- SNVC operand
 - NEXTCP definition statement [440](#)
- softcopy information [xxiii](#)
- SONLIM start option [616](#)
- SONSCIP operand (APPL definition statement) [67](#)
- SORDER start option [617](#)
- SPAN operand
 - APPL definition statement [67](#)
 - CDRM definition statement [143](#)
 - CDRSC definition statement [122](#)
 - GROUP definition statement
 - channel-attached NCP [86](#)
 - channel-to-channel [86](#)
 - external communication adapter peripheral node [184](#)
 - external communication adapter subarea node [184](#)
 - multipath channel (MPC) [86](#)
 - LINE definition statement
 - channel-attached NCP [86](#)
 - channel-to-channel [86](#)
 - external communication adapter peripheral node [184](#)
 - external communication adapter subarea node [184](#)
 - multipath channel (MPC) [86](#)
 - LOCAL definition statement [202](#)
 - LU definition statement
 - local SNA major node [239](#)
 - model major node [306](#)
 - switched major node [385](#)
 - PU definition statement
 - channel-attached NCP [86](#)
 - channel-to-channel [86](#)
 - external communication adapter peripheral node [184](#)
 - external communication adapter subarea node [184](#)
 - local SNA major node [239](#)
 - model major node [306](#)
 - multipath channel (MPC) [86](#)
 - switched major node [385](#)

SRBEXIT operand
 APPL definition statement [68](#)
 SRCHRED start option [618](#)
 SRCOUNT operand (CDRSC definition statement) [122](#)
 SRCOUNT start option [618](#)
 SRCVPAC operand (MODEENT macroinstruction) [700](#)
 SRQRETRY [184](#)
 SRQTIME [184](#)
 SRTIMER operand (CDRSC definition statement) [122](#)
 SRTIMER start option [618](#)
 SSCP option, VTAM internal trace [640](#)
 SSCPDYN start option [619](#)
 SSCPFM operand
 APPL definition statement [68](#)
 LOCAL definition statement [202](#)
 LU definition statement
 local SNA major node [239](#)
 LU group major node [257](#)
 model major node [307](#)
 switched major node [386](#)
 SSCPID start option [619](#)
 SSCPNAME start option [620](#)
 SSCPORD operand [433](#)
 SSCPORD start option [620](#)
 SSDTMOUT start option [621](#)
 SSEARCH start option [621](#)
 SSNDPAC operand (MODEENT macroinstruction) [701](#)
 start options
 AFFDELAY [516](#)
 AIMON [517](#)
 ALSREQ [518](#)
 API64R [518](#)
 APPNCOS [519](#)
 ASIRFMSG [519](#)
 ASYDE [520](#)
 AUTHLEN [520](#)
 AUTORTRY [520](#)
 AUTOTI [521](#)
 BN [521](#)
 BNDYN [522](#)
 BNORD [522](#)
 BSCMDRS [523](#)
 BSCTMOUT [523](#)
 buffer pools [524](#)
 CACHETI [530](#)
 CDRDYN [530](#)
 CDRSCTI [531](#)
 CDSERVR [531](#)
 CDSREFER [532](#)
 CINDXSIZ [532](#)
 CMPMIPS [532](#)
 CNMTAB [533](#)
 CNNRTMSG [533](#)
 coding format [471](#)
 COLD or WARM [534](#)
 CONFIG [534](#)
 CONNTYPE [535](#)
 CPCDRSC [535](#)
 CPCP [536](#)
 CSA24 [537](#)
 CSALIMIT [536](#)
 CSDUMP [538](#)
 DATEFORM [542](#)
 DIALRTRY [543](#)
 start options (*continued*)
 DIRSIZE [543](#)
 DIRTIME [543](#)
 DISCNTIM [544](#)
 DLRORDER [544](#)
 DLRTCB [545](#)
 DLURSAW [546](#)
 DSACTION [546](#)
 DSCOUNT [547](#)
 DSIRFMSG [547](#)
 DSMONITR [548](#)
 DSPLYDEF [548](#)
 DSPLYMAX [549](#)
 DSPLYWLD [550](#)
 DSTRUST [550](#)
 DUPDEFS [551](#)
 DVLSTCNT [552](#)
 DYNADJCP [552](#)
 DYNASSCP [553](#)
 DYNDLGMD [553](#)
 DYNHPPFX [554](#)
 DYNLU [554](#)
 DYNMODTB [555](#)
 DYNPUPFX [555](#)
 DYNVNPFX [555](#)
 EEHPRANR [556](#)
 EEPRTCK [556](#)
 EEVERIFY [557](#)
 ENCRPREF [557](#)
 ENCRYPTN [558](#)
 ENHADDR [559](#)
 ESIRFMSG [560](#)
 EXPFLTRM [561](#)
 FLDTAB [561](#)
 FSIRFMSG [561](#)
 GVBKDLY [562](#)
 GWSSCP [562](#)
 HNTSIZE [563](#)
 HOSTNAME [563](#)
 HOSTPU [565](#)
 HOSTSA [565](#)
 HOTIOTRM [566](#)
 HPR [567](#)
 HPRARB [568](#)
 HPRCLKRT [568](#)
 HPRITMSG [569](#)
 HPRPSDLY [571](#)
 HPRPSMSG [571](#)
 HPRPST [575](#)
 HPRSESLM [576](#)
 HPRSTALL [577](#)
 HSRTSIZE [578](#)
 INITDB [578](#)
 INOPCODE [579](#)
 INOPDUMP [580](#)
 IOINT [581](#)
 IOMSGLIM [582](#)
 IOPURGE [582](#)
 IPINFO [584](#)
 IQDCHPID [585](#)
 IQDIOSTG [586](#)
 IRNSTRGE [587](#)
 ISTCOSDF [587](#)
 LIMINTCP [588](#)

start options (*continued*)

[LIST 589](#)
[LISTBKUP 589](#)
[LSIRFMSG 589](#)
[MAINTLVL 590](#)
[MAXLOCAT 591](#)
[MAXLURU 592](#)
[MAXSSCPS 592](#)
[MAXSUBA 592](#)
[MIHTMOUT 593](#)
[MSGLEVEL 594](#)
[MSGMOD 595](#)
[MXSAWBUF 595](#)
[MXSSCPRU 596](#)
[MXSUBNUM 596](#)
[NACPROBE 596](#)
[NETID 597](#)
[NMVTLOG 597](#)
[NODELST 598](#)
[NODETYPE 598](#)
[NOTNSTAT 627](#)
[NQNMODE 599](#)
[NSRTSIZE 600](#)
[NUMTREES 600](#)
[OSRTSIZE 600](#)
[PDTRCBUF 601](#)
[PIUMAXDS 601](#)
[PLUALMSG 601](#)
[PMTUD 601](#)
[PPOLOG 602](#)
[PROMPT or](#)
[NOPROMPT 603](#)
[PSRETRY 603](#)
[PSSTRACE 605](#)
[QDIOSTG 607](#)
[RESUSAGE 609](#)
[ROUTERES 609](#)
[RSIRFMSG 609](#)
[SACONNS 610](#)
[SAWMAXDS 611](#)
[SAWMXQPK 611](#)
[SDLCMDRS 612](#)
[SECLVLCF 612](#)
[SIRFMSG 613](#)
[SLOWVAL 614](#)
[SLUALMSG 614](#)
[SMEAUTH 615](#)
[SNAMGMT 615](#)
[SNAPREQ 616](#)
[SONLIM 616](#)
[SORDER 617](#)
[SRCHRED 618](#)
[SRCOUNT 618](#)
[SSCPDYN 619](#)
[SSCPID 619](#)
[SSCPNAME 620](#)
[SSCPORD 620](#)
[SSDTMOUT 621](#)
[SSEARCH 621](#)
[STRGR 621, 622](#)
[STRMNPS 622](#)
[SUPP 623](#)
[SWNORDER 624](#)
[TNSTAT 627](#)

start options (*continued*)

[TOPOTIME 627](#)
[TRACE 628, 633](#)
[TRANSLAT 642](#)
[UNRCHTIM 643](#)
[USSTAB 644](#)
[VERIFYCP 645](#)
[VFYRED 646](#)
[VFYREDTI 646](#)
[VOSDEACT 648](#)
[VRTG 648](#)
[VRTGCPCP 649](#)
[VTAMEAS 649](#)
[XCFINIT 650](#)
[XNETALS 651](#)
[START-STOP operand \(KEEPMEM macroinstruction\) 717](#)
[STORAGE operand 406](#)
[STRGR start option 621, 622](#)
[STRMNPS start option 622](#)
[subarea mapping table 710](#)
[subarea node, compared to APPN nodes 566](#)
[SUBAREA operand](#)
 [CDRM definition statement \(CDRM major node\) 143](#)
 [GWPATH definition statement \(CDRM major node\) 143](#)
 [PU definition statement](#)
 [switched major node 387](#)
[subarea-to-APPN class-of-service mapping table, defining 454](#)
[SUBSTUT operand](#)
 [COS macroinstruction 661](#)
[summary of changes xxix](#)
[SUPP operand \(USSMSG macroinstruction\)](#)
 [terminal operator messages 741](#)
 [VTAM operator messages 741](#)
[SUPP start option 623](#)
[switched major node, defining 314](#)
[SWNORDER operand](#)
 [GROUP and LINE definition statements](#)
 [external communication adapter major node 185](#)
[SWNORDER start option 624](#)
[SYNCLVL operand \(APPL definition statement\) 69](#)
[syntax checker \(Definition Source Validation\) 6](#)
[syntax diagram, how to read xxi](#)
[syntax notation](#)
 [definition statements 6](#)
 [macroinstructions for tables and filter 8](#)
[SYS1.ASAMPLIB](#)
 [logon mode table 685](#)
 [USS table 720](#)
[SYS1.VTAMLIB](#)
 [installing COS table 660](#)
 [installing interpret table 681](#)
 [installing logon mode table 688](#)
 [installing USS table 723](#)

T

[T1TIMER operand](#)
 [switched major node 323, 325](#)
[T2TIMER operand](#)
 [switched major node 323, 325](#)
[table](#)
 [associated LU 655](#)
 [class-of-service 658](#)

table (*continued*)

- interpret [678](#)
- logon mode [685](#)
- message-flooding prevention [702](#)
- model name [708](#)
- USS [719](#)

TABLE operand (USSTAB macroinstruction) [741](#)

tables and filter, description of VTAM [5](#)

takeover restrictions

- ANS operand (PU definition statement in switched major node) [275](#), [342](#)
- dynamic restrictions [420](#)

TCP/IP

- online information xxv
- protocol specifications [1177](#)

TCPNAME start option

- start option definition [624](#)
- syntax diagram [472](#)

Technotes xxiii

TERM operand

- LOCAL definition statement [202](#)
- LU definition statement
 - model major node [307](#)
 - switched major node [387](#)

terminal operator commands [747](#)

TEXT operand (USSMSG macroinstruction) [741](#)

TGCONF operand [387](#)

TGN operand

- PU definition statement
 - channel-to-channel [86](#), [87](#)
 - channel-to-NCP [86](#)
 - local SNA major node, for APPN connections [239](#)
 - multipath channel (MPC) [86](#)
 - switched major node [388](#)

TGP (APPN transmission group profile)

- defining [441](#)
- described [4](#)
- IBM-supplied transmission group profiles
 - IBMTGPS (member list containing the IBM-supplied TGP) [441](#)

TGP definition statement [441](#)

TGP operand

- CDRM definition statement [144](#)
- GROUP definition statement
 - Enterprise Extender XCA major node [186](#)
- PORT definition statement
 - XCA major node [186](#)
- PU definition statement
 - local SNA major node [240](#)
 - model major node [308](#)
 - switched major node [389](#)

TIME operand (FLDENT macroinstruction) [707](#)

TIMEDLM operand (USSTAB macroinstruction, USS table) [742](#)

TNSTAT start option [627](#)

TO operand

- ADD definition statement (dynamic reconfiguration) [425](#)
- MOVE definition statement (dynamic reconfiguration) [425](#)

TOPO operand

- PU definition statement
 - local SNA major node [240](#)
 - model major node [309](#)
 - switched major node [389](#)

TOPOTIME start option [627](#)

trace

- start options
 - description [628](#)
 - NOTRACE (cancel trace) [631](#)
 - TYPE=BUF (VTAM buffer trace) [633](#)
 - TYPE=IO (VTAM I/O trace) [633](#)
 - TYPE=SMS (VTAM buffer request trace) [633](#)
 - TYPE=VTAM (VTAM internal trace) [633](#)
- VTAM internal trace
 - ALL option [637](#)
 - API option (applications program interface) [638](#)
 - APPC option (LU 6.2 communication) [638](#)
 - CIO option (channel I/O) [639](#)
 - default [639](#)
 - ESC option (execution sequence control) [639](#)
 - HPR option (high performance routing) [640](#)
 - LOCK option (locking) [640](#)
 - MODE operand [636](#)
 - MSG option (messages) [640](#)
 - NONE option (no traces) [640](#)
 - NRM option (network resource management) [640](#)
 - OPTION operand [637](#)
 - PIU option (path information units) [640](#)
 - PSS option (process scheduling services) [640](#)
 - SIZE operand [641](#)
 - SMS option (storage management services) [640](#)
 - SSCP option (system services control point) [640](#)
 - VCNS option (VTAM Common Network Services) [641](#)

TRACE start option [628](#)

trademark information [1206](#)

TRANSLAT start option [642](#)

translation table [720](#)

transmission group profile (APPN)

- defining [441](#)
- described [4](#)
- IBM-supplied transmission group profiles
 - IBMTGPS (member list containing the IBM-supplied TGP) [441](#)

transmission priority indicator number [659](#)

transport resource list major node

- defining [395](#)

TRLE definition statement [397](#)

TRLE operand

- PU definition statement [240](#)

TSO/VTAM, defining application programs [32](#)

TSPROF operand (MODEENT macroinstruction) [701](#)

TYPE operand

- LOGOFF command [755](#)
- MODEENT macroinstruction [701](#)

U

unformatted system services (USS) commands

- terminal operator [747](#)
- VTAM operator [746](#)

unformatted system services (USS) messages

- coding [725](#)
- redefining [743](#)
- rules for creating [744](#)

UNRCHTIM operand

- GROUP definition statement
 - Enterprise Extender XCA major node [187](#)

- UNRCHTIM operand (*continued*)
 - PORT definition statement
 - Enterprise Extender XCA major node [187](#)
- UNRCHTIM start option [643](#)
- UPARM1 operand
 - CDRM definition statement [144](#)
 - GROUP definition statement
 - Enterprise Extender XCA major node [188](#)
 - LINEROW definition statement
 - APPN Class of Service [674](#)
 - PORT definition statement
 - XCA major node [188](#)
 - PU definition statement
 - local SNA major node [241](#)
 - model major node [310](#)
 - switched major node [390](#)
 - TGP definition statement
 - transmission group profile [450](#)
- UPARM2 operand
 - CDRM definition statement [144](#)
 - GROUP definition statement
 - Enterprise Extender XCA major node [188](#)
 - LINEROW definition statement
 - APPN Class of Service [674](#)
 - PORT definition statement
 - XCA major node [188](#)
 - PU definition statement
 - local SNA major node [241](#)
 - model major node [311](#)
 - switched major node [390](#)
 - TGP definition statement
 - transmission group profile [450](#)
- UPARM3 operand
 - CDRM definition statement [145](#)
 - GROUP definition statement
 - Enterprise Extender XCA major node [189](#)
 - LINEROW definition statement
 - APPN Class of Service [674](#)
 - PORT definition statement
 - XCA major node [189](#)
 - PU definition statement
 - local SNA major node [241](#)
 - model major node [311](#)
 - switched major node [390](#)
 - TGP definition statement
 - transmission group profile [451](#)
- USE operand
 - PATH definition statement
 - switched major node [391](#)
- user interface
 - ISPF [1201](#)
 - TSO/E [1201](#)
- USERVAR
 - LOGCHAR macroinstruction [679](#)
 - LOGOFF command [753](#)
 - LOGON command [750](#)
- USS (unformatted system services) commands
 - terminal operator [747](#)
 - VTAM operator [746](#)
- USS (unformatted system services) messages
 - coding [725](#)
 - redefining [743](#)
 - rules for creating [744](#)
- USS (unformatted system services) table

- USS (unformatted system services) table (*continued*)
 - creating and modifying [725](#)
 - installing [723](#)
 - operator messages and commands [746](#)
- USS command syntax rules [747](#)
- USS table
 - command syntax rules [747](#)
 - default USS table
 - operation-level [772](#)
 - session-level [771](#)
 - operation-level [719](#)
 - order of use [721](#)
 - session-level [719](#)
 - USS command conversion examples [1173](#)
- USSCMD macroinstruction [725](#)
- USSEND macroinstruction [725](#)
- USSMSG macroinstruction
 - for terminal operator messages [725](#)
 - for VTAM operator messages [725](#)
- USSPARM macroinstruction [725](#)
- USSTAB macroinstruction [725](#)
- USSTAB operand
 - APPL definition statement [69](#)
 - LOCAL definition statement [202](#)
 - LU definition statement
 - local SNA major node [242](#)
 - LU group major node [258](#)
 - model major node [312](#)
 - switched node [391](#)
- USSTAB start option [644](#)

V

- VALUE operand (USSPARM macroinstruction) [743](#)
- VARTEXT operand (FLDENT macroinstruction) [707](#)
- VARYWLD operand
 - appl definition statement [70](#)
 - start option [645](#)
- VBUILD definition statement
 - adjacent control point major node [16](#)
 - adjacent SSCP table [427](#)
 - application program major node [32](#)
 - channel-attachment major node [76](#)
 - cross-domain resource major node [101](#)
 - cross-domain resource manager major node [128](#)
 - dynamic reconfiguration [418](#)
 - local SNA major node [208](#)
 - LU group major node [244](#)
 - model major node [264](#)
 - network node server list [461](#)
 - switched major node [324](#)
- VCNS operand (APPL definition statement) [70](#)
- VCNS option, VTAM internal trace [641](#)
- VERALSID operand
 - PU definition statement
 - local SNA major node [242](#)
 - model major node [312](#)
 - switched major node [391](#)
- VERID operand
 - PATH definition statement (switched major node) [392](#)
- VERIFY operand
 - APPL definition statement [71](#)
 - PATH definition statement [392](#)
- VERIFYCP start option [645](#)

- VFYOWNER operand (CDRSC definition statement) [123](#)
- VFYRED start option [646](#)
- VFYREDTI start option [646](#)
- VN operand
 - ADJCP definition statement [24](#)
- VNGROUP operand
 - PORT definition statement
 - XCA major node [190](#)
- VNNAME operand
 - PORT definition statement
 - XCA major node [190](#)
- VNTYPE operand
 - XCA major node [191](#)
- VOSDEACT start option [648](#)
- VPACING operand
 - APPL definition statement [71](#)
 - CDRM definition statement (CDRM major node) [145](#)
 - CDRSC definition statement [124](#)
 - LU definition statement
 - local SNA major node [242](#)
 - LU group major node [258](#)
 - model major node [312](#)
 - switched major node [393](#)
- VPATH definition statement (dynamic path update) [414](#)
- VR operand
 - COS macroinstruction [661](#)
 - VTAM dynamic path update [417](#)
 - VTAM PATH definition statement [412](#)
- VRPWS operand
 - VTAM dynamic path update [417](#)
 - VTAM PATH definition statement [412](#)
- VRTG operand
 - CDRM definition statement [145](#)
- VRTG start option [648](#)
- VRTGCPCP operand
 - CDRM definition statement [146](#)
- VRTGCPCP start option [649](#)
- VTAM
 - associated LU table [655](#)
 - class-of-service table [658](#)
 - definition statement coding conventions [6](#)
 - description of nodes [2](#)
 - description of tables [5](#)
 - interpret table [678](#)
 - logon mode table [685](#)
 - macroinstruction coding formats [8](#)
 - message-flooding prevention table [702](#)
 - model name table [708](#)
 - names, restrictions on [12](#)
 - nodes, overview [2](#)
 - routes, defining [409](#)
 - tables, overview [5](#)
 - USS table [719](#)
- VTAM internal trace
 - MODE operand [636](#)
 - OPTION operand
 - ALL [637](#)
 - API (application program interface) [638](#)
 - APPC (LU 6.2 communication) [638](#)
 - CIO (channel I/O) [639](#)
 - default [639](#)
 - ESC (execution sequence control) [639](#)
 - HPR (high performance routing) [640](#)
 - LOCK (locking) [640](#)

- VTAM internal trace (*continued*)
 - OPTION operand (*continued*)
 - MSG (messages) [640](#)
 - NONE (no traces) [640](#)
 - NRM (network resource management) [640](#)
 - PIU (path information units) [640](#)
 - PSS (process scheduling services) [640](#)
 - SMS (storage management services) [640](#)
 - SSCP (system services control point) [640](#)
 - VCNS (VTAM Common Network Services) [641](#)
 - SIZE operand [641](#)
- VTAM major nodes, overview of [2](#)
- VTAM network definition statements, filing [14](#)
- VTAM, online information [xxv](#)
- VTAMEAS start option [649](#)
- VTAMFRR operand (APPL definition statement) [72](#)

W

- WARM or COLD start option [534](#)
- WEIGHT operand (APPN Class of Service)
 - LINEROW definition statement [675](#)
 - NODEROW definition statement [675](#)
- WLM operand [469](#)
- WRITE operand
 - LINE definition statement (channel-attachment major node) [87](#)
 - TRLE definition statement [406](#)
- WTO/WTOR macroinstruction [733](#)

X

- XCA major node, defining [146](#)
- XCFINIT start option [650](#)
- XID operand
 - PU definition statement
 - local SNA major node [243](#)
- XNETALS operand
 - PU definition statement [243](#), [313](#), [394](#)
- XNETALS start option [651](#)
- xpanlim (buffer pool start option) [527](#)
- xpanno (buffer pool start option) [526](#)
- xpanpt (buffer pool start option) [526](#)
- XRF (extended recovery facility)
 - ANS operand
 - model major node [275](#)
 - switched major node [342](#)
 - HAVAIL operand (application program major node) [54](#)

Z

- z/OS Basic Skills Information Center [xxiii](#)
- z/OS, documentation library listing [1207](#)



Product Number: 5655-ZOS

SC27-3675-70

